USACE Fort Worth District

FINAL PAH BIOAVAILABILITY STUDY REPORT

Former Foster Air Force Base Skeet Range

October 2017



Norm Forsberg, Ph.D.
Project Toxicologist

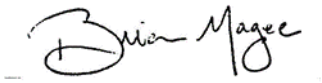

Brian Magee, Ph.D.
Principal Toxicologist



Amol Keskar
Project Manager



John P. Sparks, P.E.
Principal in Charge

FINAL PAH BIOAVAILABILITY STUDY REPORT

Former Foster Air Force Base Skeet Range Site
Victoria, Texas
Contract No. W912DR-13-D-0019
Task Order No. DY02

Prepared for:

United States Army Corps of Engineers

Prepared by:

Arcadis U.S., Inc.
10205 Westheimer Road
Suite 800
Houston
Texas 77042
Tel 713 953 4800
Fax 713 977 4620

Our Ref.:

04285090.0000

Date:

October 2017

This document is intended only for the use of the individual or entity for which it was prepared and may contain information that is privileged, confidential and exempt from disclosure under applicable law. Any dissemination, distribution or copying of this document is strictly prohibited.

CONTENTS

Acronyms and Abbreviations iv
1 Introduction 1-1
1.1 Purpose 1-1
1.2 Background 1-1
1.3 Report Organization 1-3
2 Pilot Study 2-1
2.1 Pilot Study Sample Collection 2-1
2.2 Pilot Test Article Preparation 2-1
2.2.1 Evaluation of Background PAHs 2-1
2.2.2 Evaluation of Soil Sample Drying 2-2
2.2.3 Relationship of PAHs and Clay Target Fragments in Soil 2-5
2.2.4 Preparation of Pilot Study Soil Test Articles and Extracts 2-7
2.3 Oral Bioavailability Dosing Pilot Study 2-9
2.3.1 Diet Preparation 2-9
2.3.2 Animal Dosing, Monitoring, and Urine Collection 2-11
2.4 Urinary PAH-metabolite Analytical Method Development 2-13
2.5 Pilot Test Urine Analysis 2-13
2.6 Pilot Test RBAF Calculations and Conclusions 2-14
2.6.1 RBAF Calculations 2-14
2.6.2 Pilot Study Conclusions 2-16
3 Main Study Sample Collection and Test Article Preparation 3-1
3.1 Soil Sample Collection 3-1
3.2 Soil Sample Sieving and Analysis 3-1
3.3 Test Article Extract Preparation 3-4
4 In Vivo Oral Testing 4-1
4.1 Dose Medium Preparation 4-1
4.2 In Vivo Testing 4-5
5 Urine Analyses 5-1
6 In vitro Dermal Penetration Testing 6-1

6.1 Dermal Penetration Testing 6-1
6.2 Dermal Testing Results 6-3
7 RBAF, ABS.d, Surrogates, and PCL Calculations 7-1
7.1 RBAF Calculations 7-1
7.2 ABS.d Calculation 7-3
7.3 Surrogate RBAFs for PAHs 7-4
7.4 PCL Calculation 7-7
8 Conclusions 8-1
9 References 9-1

TABLES

Table 1 – Concentrations of PAHs in Bulk Soil Samples through Drying and Sieving Processes (mg/kg) 2-2
Table 2 – Split Sample Drying Evaluation of Air-dried and Oven-dried Split Samples from Same Subsample of Bulk Soil (mg/kg) 2-5
Table 3 – PAH Concentrations in Particle Size-fractionated Soil Samples (mg/kg) 2-6
Table 4 – Analytical Results for Triplicate Soil and Fragment Test Article (mg/kg) 2-7
Table 5 – Analytical Results for Triplicate Extracts of Soil and Fragment Test Articles in Acetone (mg/L) 2-8
Table 6 – Analytical Results for Triplicate Diet Samples (mg/kg) 2-10
Table 7 – In-life Monitoring Average Body Weight, Food Consumption, and Urine Production for Test Animals on Days 7 and 14 2-12
Table 8 – PAH Metabolites in Urine Samples (µg/L) 2-14
Table 9 – RBAF Calculation Summary for Soil Samples 2-15
Table 10 – RBAF Calculation Summary for Fragment Samples 2-16
Table 11 – Analytical Results for Triplicate Soil Test Article (mg/kg) 3-2
Table 12 – Analytical Results for Triplicate Extract Test Article (mg/L) 3-4
Table 13 – Analytical Results for Triplicate Diet Samples (mg/kg) 4-2
Table 14 – Main Study In-life Monitoring Average Body Weight, Food Consumption, and Urine Production for Test Animals on Days 7 and 14 4-6
Table 15 – PAH Metabolites in Urine Samples (µg/L) 5-1
Table 16 – Summary of PAH Doses in Stratum Corneum, Dermis, and Receptor Fluid over 72 Hours (ng/cm2) 6-3
Table 17 – Average Flux Rates for PAHs from Soil Test Articles, Fragments, and Controls 6-5

Table 18 – RBAF Calculation Summary based on Day-14 Average Mass of PAH Orally Dosed and Average Mass of PAH Metabolites Excreted in Urine 7-2

Table 19 – ABS.d Calculation Summary Based on Cumulative 72-Hour Receptor Fluid Results and Dermis Concentrations at 72-Hours.....7-1

Table 20 – Comparison of Effects of Soil Concentrations of Benzo(a)pyrene on ABS.d Calculation.....7-4

Table 21 - Chemical and Physical Properties of PAHs[1].....7-5

Table 22 – Relative Potency Factors for Select PAHs.....7-6

Table 23 – PAH Concentrations (mg/kg) in Clay Target Fragment Samples from the Former Foster AFB Bioavailability Study.....7-7

Table 24 – Summary of Tier 2 $^{Tot}Soil_{Comb}$ PCLs for PAHs at the Former Foster AFB (mg/kg) 7-10

FIGURES

Figure 1 – PilotStudy Sample Locations (attached)

Figure 2 – Visible changes in Clay Target Fragments Observed in Bulk Soil Samples before and following Oven Drying 2-4

Figure 3 - Main Study Bulk Sample Locations (attached)

Figure 4 – Franz Diffusion Cell Schematic.....6-1

APPENDICES

Appendix A Pilot Study ALS Environmental Soil and Diet Analytical Reports

Appendix B Pilot Study Ricerca Biosciences Animal Testing Report

Appendix C Pilot Study AXYS Analytical Urine Analytical Reports

Appendix D Pilot Study RBAF Calculations

Appendix E Main Study ALS Environmental Soil Analytical Reports

Appendix F Main Study Ricerca Biosciences Animal Testing Report

Appendix G Main Study AXYS Diet Analytical Reports

Appendix H Main Study AXYS Urine Analytical Reports

Appendix I Main Study Charles River Laboratories Dermal Penetration Study Report

Appendix J RBAF, ABS.d, and PCL Calculations

Appendix K Determination of A Conservative Estimate for the Relative Bioavailability Factor for Benzo(a)pyrene for Use at the Former Foster Air Force Base

ACRONYMS AND ABBREVIATIONS

µg/L	micrograms per liter
µmole/d	micromoles per day
ABS.d	dermal absorption factor
AFB	Air Force Base
APAR	Affected Property Assessment Report
BaP	benzo(a)pyrene
bgs	below ground surface
°C	degrees Celsius
C/I	commercial/industrial
cm^2	square centimeter
COC	constituent of concern
CSM	conceptual site model
FAFB	Foster Air Force Base
FUE	Fractional Urinary Excretion
GI	gastrointestinal
HPLC	high-performance liquid chromatography
HRGC/HRMS	high-resolution gas chromatography/high-resolution mass spectrometry
ITRC	Interstate Technology and Regulatory Council
LLOD	lower limit of detection
LLOQ	lower limit of quantification
mg	milligram
mg/kg	milligrams per kilogram
mg/L	milligrams per liter
mL	milliliter
mm	millimeter
MSTFA	n-methyl-n-(trimethylsilyl)trifluoroacetamide
ng	nanogram
ng/L	nanograms per liter
OECD	Organization for Economic Cooperation and Development

OSRTI	Office of Superfund Remediation and Technology Innovation
PAH	polycyclic aromatic hydrocarbon
PCL	Protective Concentration Level
pg	picogram
ppm	parts per million
RBAF	Relative Bioavailability Factor
RBEL	Risk-Based Exposure Limit
RPF	relative potency factor
RSD	relative standard deviation
RSL	Regional Screening Level
SGR	Shotgun Range
SLERA	Screening Level Ecological Risk Assessment
SPLP	synthetic precipitation leaching procedure
TAC	Texas Administrative Code
TCDD	tetrachlorodibenzodioxin
TCEQ	Texas Commission on Environmental Quality
TCLP	toxicity characteristic leachate procedure
TOC	total organic carbon
TRRP	Texas Risk Reduction Program
TRW BAC	Technical Review Workgroup Bioavailability Committee
UCL	upper confidence limit
USACE	United States Army Corps of Engineers
USEPA	United States Environmental Protection Agency
WWII	World War II

1 INTRODUCTION

1.1 Purpose

This report documents the results of the Bioavailability Study for polycyclic aromatic hydrocarbons (PAHs) in clay target fragments from soil at the former Foster Air Force Base (FAFB) Skeet Range Site, Victoria, Texas (the Site) (Formerly Used Defense Site No. K06TX0601-05). The former Foster AFB is currently known as Victoria Regional Airport. This report summarizes activities completed as part of the Pilot Study and Main Study for evaluating the bioavailability of PAHs in soil from weathered clay target fragments by incidental ingestion and dermal exposure pathways. The goal of the investigation was to collect data for the development of site-specific relative bioavailability factors (RBAFs) for use in calculation of protective concentration levels (PCLs) for PAHs in soil under the Texas Risk Reduction Program (TRRP: 30 TAC §350.74(j)(1)(C)) and site-specific dermal absorption factors (ABS.ds) for PAHs in soil under TRRP (30 TAC §350.74(j)(1)(B)). The PAH Bioavailability Study was completed under United States Army Corps of Engineers (USACE) Contract Number W912P8-08-D-0024 (Task Order Number DY10) for the Remedial Investigation Planning per the requirements of the contract task order. A Draft Final version of this report was previously submitted to the Texas Commission on Environmental Quality (TCEQ) under USACE Contract Number W912P8-08-D-0024 (Task Order Number DY10) in March 2016. This version (Final) incorporates previous stakeholder comments and associated responses, including responses to comments (dated May 22, 2017) received from the United States Environmental Protection Agency (USEPA) Office of Superfund Remediation and Technology Innovation's (OSRTI's) Technical Review Workgroup Bioavailability Committee (TRW BAC), as well as responses to comments received from TCEQ (dated September and October 4, 2017) and observations received from the TRW BAC (September 29, 2017).

The investigation at the former FAFB was conducted in two study phases: Pilot Study and Main Study. The purpose of the Pilot Study was to collect bulk soil samples from biased locations at the Site exhibiting the highest concentrations of PAHs to test the implementability and sensitivity of the oral bioavailability protocol and refine procedures for the Main Study. The Pilot Study included development of an analytical method for the analysis of PAH metabolites in urine. The Main Study included collection of bulk samples from multiple locations at the Site, providing a range of concentrations for PAHs in soil, to evaluate potential dose/response relationships for both oral bioavailability and dermal absorption.

A bioavailability pilot study for the Former Laredo AFB site in Laredo, Texas, was also completed concurrent with these studies at the Former Foster AFB Skeet Range Site. Because the source of PAHs is the same at these two sites, testing results for both investigations were compared to support bioavailability conclusions and PCL calculations.

1.2 Background

Foster Army Airfield was initially constructed in 1941. The former airfield was used as a basic flight training center for aviation cadets during World War II (WWII). The Army deactivated the airfield in October 1945, and the facility was reactivated in 1951 by the Air Force and designated Foster AFB. The Air Force used the installation for single-engine jet training during the Korean War. The base was

transferred to Tactical Air Command in 1954 and became the headquarters for the 19th Air Force. Foster AFB operated until January 1959, when it was deactivated. The Victoria County Airport was moved to Foster AFB in 1960, and then became the Victoria Regional Airport in 1976. Victoria Regional Airport currently provides passenger air service and regional connections. The facility is shown on Figure 1.

A draft Affected Property Assessment Report (APAR) was submitted to the TCEQ for the former skeet range Site at the former Foster AFB in 2003 for regulatory closure of the Site under the TRRP. The APAR identified surface soil (0 to 1 foot below ground surface [bgs]) impacted by lead and lead shot pellets as the source of risk to human health and the environment. The APAR was not approved by the TCEQ, who requested that PAHs associated with clay target fragments be addressed in the investigation. A strategy for regulatory closure of the skeet range Site was developed in a series of three "White Papers" prepared for the USACE in 2004 and 2005. The closure strategy was implemented in a revised APAR submitted to the TCEQ in 2005. The TCEQ responded to the revised 2005 APAR with 26 comments, triggering a contract between the USACE and its contractor (the ECC company) in 2005 to implement the remedial efforts outlined in the *White Paper Strategy for Regulatory Closure* (Washington Group International 2004) to achieve closure at the former Foster AFB.

Additional investigations at the former Foster AFB Site were conducted from 2006 through 2008 to achieve the following:

- Complete remedial efforts outlined in White Paper Strategy;
- Complete lateral characterization of PAHs in surface soil (0 to 2 feet bgs);
- Assess PAHs in sieved and unsieved soil samples;
- Calculate a Tier 2 ^{GW}Soil PCL; and
- Address TCEQ comments on the Screening Level Ecological Risk Assessment (SLERA) presented in the 2005 APAR.

Based on the results of these investigations, revised APAR and SLERA documents recommending no further action were prepared in September 2009 and submitted to the TCEQ in August 2010. Comments on the 2009 APAR submittal were received from the TCEQ in November 2010. The TCEQ comments rejected the request for closure due to the presence of the seven potentially carcinogenic PAHs (including benz(a)anthracene, benzo(a)pyrene, benzo(b)fluoranthene, benzo(k)fluoranthene, chrysene, dibenz(a,h)anthracene, and indeno(1,2,3-cd)pyrene) in surface soil at concentrations above Tier 1 Commercial/Industrial $^{Tot}Soil_{Comb}$ PCLs. The TCEQ has specifically rejected using the synthetic precipitation leaching procedure (SPLP) analysis to evaluate the bioavailability of PAHs in the coal tar pitch/limestone matrix of the clay target fragments.

Historically, the USACE assumed that PAHs in clay target fragments were not bioavailable based on information published by the Interstate Technology and Regulatory Council (ITRC 2003). Under TRRP, the TCEQ only allows for bioavailability adjustments using site-specific information rather than information published in literature sources. The purpose of this investigation is to collect and test soil samples from the former Foster AFB Site to generate site-specific data in support of calculating PCLs that account for the bioavailability of PAHs in the coal tar pitch/limestone matrix of the clay target fragments.

1.3 Report Organization

The PAH Bioavailability Study for the Site was completed in seven stages including:

1. Investigation Plan Development
2. Pilot Study
3. Main Study Sample Collection and Test Article Preparation
4. Main Study *In vivo* Oral Bioavailability Testing
5. Main Study Urine Analysis
6. Main Study *In Vitro* Dermal Absorption Testing
7. Calculations of RBAFs, ABS.d values, and PCLs.

This report has been organized into the following sections to align with the study:

Section 1 – Introduction

Section 2 – Pilot Study: The Pilot Study was designed to test the sensitivity of the oral bioavailability protocols; develop the analytical method for PAH metabolites in urine; and refine test article preparation, diet preparation, and data collection methodologies. Bulk soil samples were collected from locations at the Site with high densities of clay target fragments in soil to ensure high concentrations of PAHs in samples. The Pilot Study included testing soil drying and sieving techniques for preparation of soil test articles and soil extracts used in diet preparation for oral bioavailability testing. Pilot Study test articles were prepared by ALS Environmental and delivered to Ricerca Biosciences (Ricerca) for diet preparation, animal dosing, and urine collection. Urine samples were delivered to AXYS Analytical for analysis of PAH metabolites following AXYS' method development. Analytical data for PAHs in diet and PAH metabolites in urine from paired analyses of test groups exposed to PAHs in diet from soil test articles and PAHs in diet from extracts were used as the basis for calculating RBAFs. By completing the Pilot Study, all components of the investigation plan were tested, and results were used to refine the Investigation Plan for the Main Study.

Section 3 – Main Study Sample Collection, Test Article Preparation, and Bioassay: Ten bulk soil samples were collected from five locations at the Site representing a range of individual PAH concentrations from less than 0.1 part per million (ppm) to greater than 100 ppm, serving as the basis of laboratory soil test articles with a range in concentrations of more than three orders of magnitude. A two-step sieving and mixing procedure was employed to convert soil samples into the test articles for dosing based on Pilot Study results. The initial sieving was performed using a No. 10 mesh (2 millimeters [mm]) sieve followed by mixing, then a second sieving using No. 60 mesh (0.25 mm) and a second mixing event were performed. Use of the No. 10 mesh is based on a general definition of soil particle size (≤2 mm), and the No. 60 mesh is based on the USEPA definition of adherable soil for dermal evaluations (USEPA 2004). Analyses of soil test articles by ALS Environmental resulted in multiple re-mixing steps, because the relative standard deviations (RSDs) for analysis of triplicate samples could not achieve the project-specific 20 percent minimum goal. After three mixing steps, RSDs for four of five soil test articles passed minimum requirements. The soil test articles for sample GS-2 never achieved the 20 percent RSD

threshold. The GS-2 soil test article was re-mixed two times before sending to Ricerca for diet preparation. The decision to send soil sample GS-2 was made based on the aging of test animals.

Solvent extracts of duplicate soil test articles were prepared, and triplicate samples were analyzed for PAHs achieving the required level for analytical precision in the first round. Soil test articles and extracts were shipped to Ricerca for diet preparation.

Section 4 – Main Study *In vivo* Oral Bioavailability Testing: Ricerca used analytical data provided by ALS Environmental for soil test articles and extracts to develop test diets. Diets were developed based on 5 percent soil test article in diet preparation. Extract-based diets were prepared by matching the dose prepared for the 5 percent soil test article diet based on concentrations presented in the ALS Environmental analytical reports. A positive control diet was prepared using reagent-grade benzo(a)pyrene (BaP) at a concentration of 25 milligrams per kilogram (mg/kg). Triplicates of diet samples were sent to ALS Environmental for confirmation. Analytical results for PAHs in diet varied significantly, resulting in a change in analytical laboratories. Triplicate samples of diets were sent to AXYS Analytical for analysis of PAH concentrations, results from which demonstrated a high degree of precision with RSDs well below the targeted 20 percent. In addition, results presented by AXYS Analytical confirmed the high degree of agreement between calculated concentrations presented in the Ricerca diet formulations and reported concentrations in the AXYS data. The confirmation of PAH concentrations in test diets allowed for initiation of the feeding study. Fourteen-day animal testing was performed using female B6C3FI mice at four animals per cage, two cages per dose group. Measurements of body weight, feed consumption, urine production, and general animal health were recorded daily. Pooled urine samples from each of two cages per dose group were collected daily.

Section 5 – Main Study Urine Sample Analysis: Analytical testing was performed on pooled urine samples from multiple days to ensure adequate volume for testing and re-running samples if necessary. The Day 7 samples were pooled urine from Days 7 and 8 and the Day 14 samples were pooled samples from Days 14 and 15. Urine samples were analyzed for 3-hydroxy-BaP (3-OH-BaP), 9-hydroxy-BaP (9-OH-BaP), 3-hydroxy-benz(a)anthracene (3-OH-BaA), and 3-hydroxy-chrysene (3-OH-Chry).

Section 6 – Main Study *In vitro* Dermal Penetration Testing: Dermal penetration testing was performed *in vitro* using excised human skin in Franz Cells. Franz Cells are composed of two cells, one of which contains the test article and the other containing a saline receptor fluid with a surfactant that can receive the hydrophobic PAHs. The two cells are separated by an excised human skin sample, which acts as a semi-permeable barrier to PAHs. Human skin samples were fresh frozen samples obtained as the result of plastic surgery cases from five different donors. Test articles used included three soil test articles (GS-1, GS-2, and GS-3) based on their respective concentrations of PAHs, one soil sample spiked with 25 ppm BaP, one sample of pulverized target fragments (pure target fragments sieved to 0.25 mm), a test group exposed to1 mg/mL BaP in corn oil, and a positive control test group exposed to radio-labeled testosterone. Soil test articles were loaded onto the skin samples at a rate of 10 milligrams per square centimeter (mg/cm^2). Test articles were applied for 24 hours, then washed off. Samples of the receptor fluid were collected at intervals over a 72-hour period when the testing was terminated. At 72 hours, skin samples were stripped with tape to remove the non-viable stratum corneum. The dermis samples and the tape (stratum corneum) samples were extracted and analyzed for PAHs along with receptor fluid samples collected over the 72-hour testing period. Absorbed dose of PAHs were assumed to include PAHs detected in dermis samples and receptor fluid, while PAHs reported within or lodged on

top of the stratum corneum were assumed not to be available for dermal or systemic absorption. Data from the dermal penetration testing is reported for each individual PAH as a flux in units of picograms per square centimeter per hour (pg/cm^2/hr).

Section 7 – RBAF, ABS.d, and PCL Calculations: The RBAFs were calculated for each PAH tested with reportable concentrations of metabolites in urine. Daily doses of individual PAHs were calculated based on analytical and test animal data. In a similar approach, daily masses of individual PAH metabolites excreted in urine were also calculated. The fractional urinary excretion (FUE) for test animals exposed to PAHs applied to diet in soil test articles were compared to the FUE for animals exposed to PAHs in extracts. The ratios of FUEs for soil-based diets and extract-based diets were used to calculate the site-specific RBAFs for individual PAHs. ASB.d factors were calculated for individual PAHs based on dermal flux, soil loading to the skin, and PAH concentrations in soil. ABS.d factors were calculated based on the 72-hour time point for each of the five skin samples of each of the six test groups. The site-specific RBAFs and ABS.d values were then entered in the equation for calculating the commercial/industrial (C/I), direct-contact PCLs ($^{Tot}Soil_{Comb}$) for individual PAHs under TRRP.

2 PILOT STUDY

The PAH Bioavailability Pilot Test for the Site was conducted from January 2013 to May 2014. There were two main goals of the Pilot Study: 1) develop procedures to prepare homogeneous soil test articles that could be used in preparing reliable doses of PAHs in test animal diets from bulk soil samples collected from the Site, and 2) evaluate protocols for the execution and the overall sensitivity of this study protocol.

2.1 Pilot Study Sample Collection

Two bulk soil samples were collected on January 24, 2013 from areas within existing sampling grid G-3 as illustrated in Figure 1. Soil samples were collected from depth intervals just below the grass root zone down to approximately 3 to 4 inches at locations with high densities of visible target fragments. The samples were placed in sealable 5-gallon containers, sealed, and labeled for transport to ALS Environmental. Collection locations of the bulk soil samples were biased to obtain the highest available concentrations of PAHs in site soils. The purpose of the bias was to ensure that PAH doses would be high enough to detect gastrointestinal (GI) absorption by measurement of PAH metabolites in urine in the event of very low RBAs. The sampling event also included the collection of two 8-ounce soil samples from locations at the western end of the Victoria International Airport runway. The two samples were collected from locations that are likely to be impacted by deposition of PAHs associated with aircraft exhaust, and are expected to inform an understanding of potential interferences from other sources of PAHs at the Site. Finally, a 5-gallon bulk “clean” soil sample was collected from the property away from obvious anthropogenic sources of PAHs.

2.2 Pilot Test Article Preparation

The Pilot Study for the soil test article preparation had a number of goals including:

1. Determine the presence of other anthropogenic sources of PAHs associated with airport operations and aerial deposition from jet engine exhaust.
2. Provide data to support a conceptual site model (CSM) on the association of PAHs in soil with clay target fragments.
3. Evaluate soil sample drying to enhance success of sieving.
4. Evaluate procedures for development of soil test articles and extracts for bioavailability testing.

2.2.1 Evaluation of Background PAHs

The Site is located at the Victoria Regional Airport, where surface soils may also be impacted by the deposition of PAHs from the aircraft exhaust. To determine whether the Site is a good candidate site for bioavailability testing of PAHs in the coal tar pitch/limestone matrix of clay target fragments, two soil samples were collected at the end of one of the runways and analyzed to evaluate whether the presence of PAHs from airport activities would complicate data interpretation for the bioavailability study. One sample was analyzed, and results indicated that site soils contained no detectable concentrations of

PAHs at a reporting limit of 0.17 ppm. The laboratory reports, including the runway sample, are presented in Appendix A. Because the sample was collected from a location with the highest probability of impact from airport operation activities, it was assumed that there would be no interference with other sources of PAHs in analyzing bioavailability data. Analysis of the second sample was not required.

2.2.2 Evaluation of Soil Sample Drying

Because the bioavailability protocol centers on the sieving of soil samples to a 0.25 mm minus soil fraction, improving the sieving characteristics of the bulk soil samples was an important consideration. Drying soil samples with large fractions of clays is required prior to passing the soils through the sieves. Both air drying and oven drying techniques were evaluated. The initial concern was loss of PAHs to volatilization from oven drying. To test the effects of oven drying versus air drying, two soil subsamples from one bulk soil sample were set aside in aluminum pans for air drying and two soil subsamples from the same bulk soil sample were set aside in aluminum pans for oven drying at 140 degrees Celsius (°C). These samples were sieved with a No. 4 mesh (4.75 mm) prior to collection of subsamples. PAH concentrations were analyzed in soil subsamples before drying, post-drying, and post-sieving of dried samples.

The concentrations of the seven carcinogenic PAHs in pre-dried, post-dried, and post-dried/sieved soil samples are summarized in Table 1. PAH concentrations in pre-dried samples ranged from 39 mg/kg for dibenz(a,h)anthracene to 970 mg/kg for benzo(b)fluoranthene. Drying both by oven and air generally increased concentrations of PAHs, consistent with the conclusion that volatilization is not a major fate and transport pathway for high molecular weight PAHs in clay target fragments. Concentrations of PAHs in dried samples ranged from 120 mg/kg for dibenz(a,h)anthracene to 1,200 mg/kg for benzo(b)fluoranthene. Dried samples were sieved with a No. 60 mesh (0.25 mm) and analyzed for PAHs. The concentrations of PAHs in the dried, sieved samples ranged from 14 mg/kg for dibenz(a,h)anthracene to 120 mg/kg for benzo(b)fluoranthene. The sieved concentrations were consistently an order of magnitude below the pre-sieved samples.

Table 1 – Concentrations of PAHs in Bulk Soil Samples through Drying and Sieving Processes (mg/kg)

COC	Oven-dried 1	Oven-dried 2	Air-dried 1	Air-dried 2
Pre-dried				
Benz(a)anthracene	320	750	180	720
Benzo(a)pyrene	320	770	190	740
Benzo(b)fluoranthene	490	970	250	920
Benzo(k)fluoranthene	150	350	42	240
Chrysene	380	780	210	780
Dibenz(a,h)anthracene	51	120	39	160
Indeno(1,2,3-cd)pyrene	220	500	120	460

COC	Oven-dried 1	Oven-dried 2	Air-dried 1	Air-dried 2
Dried				
Benz(a)anthracene	820	710	720	700
Benzo(a)pyrene	900	780	770	730
Benzo(b)fluoranthene	1,200	1,100	1,100	950
Benzo(k)fluoranthene	370	320	310	300
Chrysene	870	780	740	790
Dibenz(a,h)anthracene	220	200	170	120
Indeno(1,2,3-cd)pyrene	670	580	510	490
Dried, Sieved (<0.25 mm)				
Benz(a)anthracene	48	66	67	65
Benzo(a)pyrene	46	72	91	85
Benzo(b)fluoranthene	110	120	120	110
Benzo(k)fluoranthene	23	24	18	20
Chrysene	89	110	82	81
Dibenz(a,h)anthracene	14	15	16	17
Indeno(1,2,3-cd)pyrene	42	66	50	47

COC = constituent of concern

Oven-dried soil samples exhibited visual differences compared to air-dried samples observed by laboratory personnel. Air-dried samples had clay target fragments that were difficult to distinguish from surrounding soil except for size and angular shapes. Clay target fragments in oven-dried samples became soft and rounded with increased plasticity. Examples of the differences in appearance are presented below in Figure 2.



Figure 2 – Visible changes in Clay Target Fragments Observed in Bulk Soil Samples before and following Oven Drying

The Pilot Study results regarding approaches for drying soil samples before sieving was inconclusive with respect to initial and final concentrations of PAHs in samples due to the high frequency of small target fragments in the samples sieved with the No. 4 (4.75 mm) mesh. Initial concentrations of PAHs were reported from a minimum range of PAH concentrations between 14 mg/kg [dibenz(a,h)anthracene] and 110 mg/kg [benzo(b)fluoranthene] in one subsample tested compared with a maximum range of 160 [dibenz(a,h)anthracene] to 920 mg/kg [benzo(b)fluoranthene]. The high degree of variability was attributed to the frequency of fine fragment particles in the subsample aliquots.

Observations of softened target fragments in the oven-dried soil samples led to splitting a sample of No.4 sieved, mixed soil; one subsample was oven-dried, and one subsample was air dried. The two dried subsamples were then sieved using a No. 60 (0.25 mm) mesh. Analyses of these split samples, one oven-dried and one air-dried, resulted in BaP concentrations of 720 mg/kg and 32 mg/kg, respectively. These results indicate that oven-drying changes the physical state of coal tar pitch in target fragments and the chemical makeup of the soil immediately surrounding the fragments. Based on these evaluations conducted in the Pilot Study, oven-drying was subsequently not used as part of the soil test article preparation protocol. A summary of the head-to-head comparison of split soil sample results for drying then sieving is presented in Table 2.

Table 2 – Split Sample Drying Evaluation of Air-dried and Oven-dried Split Samples from Same Subsample of Bulk Soil (mg/kg)

COC	FAFB-BSS-G3-01 Oven-dried	FAFB-BSS-G3-01 Air-dried
Benz(a)anthracene	730	29
Benzo(a)pyrene	720	32
Benzo(b)fluoranthene	1,000	42
Benzo(k)fluoranthene	280	16
Chrysene	710	29
Dibenz(a,h)anthracene	110	4.1
Indeno(1,2,3-cd)pyrene	100	25

2.2.3 Relationship of PAHs and Clay Target Fragments in Soil

The CSM for PAHs in soil with clay target fragments at trap and skeet ranges is based on the primary mechanism for movement of PAHs from the coal tar pitch/limestone matrix of the clay target fragments to soil is mechanical weathering of clay target fragments down to smaller particles that become part of the fine-grained soil matrix. Previously, SPLP and toxicity characteristic leaching procedure (TCLP) testing of clay target fragments indicated that PAHs did not appreciably leach from pulverized target fragments under acidic conditions associated with landfills or aqueous conditions associated with infiltrating precipitation. Consequently, dissolution of PAHs from target fragments and adsorption to soil was assumed to be a secondary fate and transport mechanism. To confirm mechanical weathering as the primary mechanism for the movement of PAHs from target fragments to soil, a subsample of the bulk soil sample was separated by particle size, and each soil fraction was analyzed for PAHs. If concentrations of PAHs increased with decreasing particle size, then dissolution and adsorption of PAHs to soil would be the primary fate and transport mechanism resulting in PAH concentrations in soil. If, however, concentrations of PAHs decreased with decreasing particle size, then mechanical weathering of clay target fragments into smaller and smaller particles until becoming part of the soil matrix would be the primary fate and transport mechanism. Under this latter mechanism, the PAHs would still be in the coal tar pitch/limestone matrix but in very small fragments. Table 3 provides a summary of the PAH concentrations in fractionated soil samples based on particle size following the series sieving. Five soil fractions were analyzed as follows:

1. Sieve Sample 1: >1mm (No. 18 mesh) and <2mm (No. 10 mesh)
2. Sieve Sample 2: >0.25mm (No. 60 mesh) and <1mm (No. 18 mesh)
3. Sieve Sample 3: >0.15mm (No. 100 mesh) and <0.25mm (No. 60 mesh)
4. Sieve Sample 4: >0.05mm (No.270 mesh) and <0.15mm (No. 100 mesh)
5. Sieve Sample 5: <0.05mm (No. 270 mesh)

Table 3 – PAH Concentrations in Particle Size-fractionated Soil Samples (mg/kg)

COC	Sieve Sample #1	Sieve Sample #2	Sieve Sample #3	Sieve Sample #4	Sieve Sample #5
Benz(a)anthracene	290	120	63	63	66
Benzo(a)pyrene	300	140	74	74	74
Benzo(b)fluoranthene	450	210	110	110	130
Benzo(k)fluoranthene	110	46	38	30	38
Chrysene	55	46	42	49	62
Dibenz(a,h)anthracene	63	40	24	25	29
Indeno(1,2,3-cd)pyrene	260	120	68	67	75

The PAH data for these five, particle size-fractionated samples clearly show that the highest concentrations are observed in the coarsest fraction (Sieve Sample #1: >1 mm and <2 mm). All PAH concentrations decrease in Sieve Sample #2, as the particle size decreases to >0.25 mm and <1 mm. The PAH concentrations continue to decrease further with decreases in particle sizes as shown by results from Sieve Sample #3 (>0.15 mm to <0.25 mm). Then for Sieve Samples #4 and #5, the PAH concentrations are very similar to those reported in Sample #3. The PAH data are comparable for all particle sizes <0.25 mm. These data support the conclusion that mechanical weathering is the primary fate and transport mechanism for the PAHs until particle size is <0.25 mm. Dissolution of PAHs is not occurring to any measurable extent from this matrix, resulting in consistent concentrations of PAHs in the finer soil fraction (adherable fraction less than 0.25 mm).

Analytical results for soil fraction as part of the Pilot Study included concentrations of PAHs and total organic carbon (TOC) as follows:

- >1 mm and <2 mm TOC – 6.81%
- >0.25 mm and <1 mm TOC – 4.82%
- >0.15 mm and <0.25 mm TOC – 3.66%
- >0.05 mm and <0.15 mm TOC – 4.45%
- <0.05 mm TOC – 4.65%

The laboratory had to employ aggressive sieving techniques with large soil volumes and rigorous shaking to obtain a soil fraction below 0.1 mm. A minimal amount of soil volume was obtained below the 0.15 mm and 0.05 mm sieve sizes. The fragile clay target fragments may have been broken down into finer particle sizes through the aggressive agitation, resulting in a potential high bias for PAH concentrations in these finer soil fractions. This is supported by the TOC data. The percentages of TOC in soil samples decreased with fraction size from 1 mm to 2 mm (6.81%) down to 0.15 mm to 0.25 mm (3.66%); however, particle sizes below 0.15 mm exhibited elevated TOC (4.45% to 4.65%). The data support the CSM, which indicates that PAHs in site soil remain in the coal tar pitch/limestone matrix of the target fragments

due to mechanical breakdown of the fragments into smaller particles. The degree of bioavailability of PAHs in soil samples from these skeet range sites, therefore, is primarily related to the coal tar pitch/limestone matrix of the clay target fragment rather than the adsorption characteristics of the soil matrix. This is supported by recent work by Xia et al. (2016).

2.2.4 Preparation of Pilot Study Soil Test Articles and Extracts

The goal of the soil sieving and analysis process was to prepare an adherable soil fraction (≤0.25 mm) sample with known, reproducible concentrations of PAHs to serve as the basis for preparing the soil test articles for the bioavailability study. Soil samples were initially collected in 5-gallon buckets on January 24, 2013. Initial soil test articles, fragment test articles, and extracts were prepared in January 2014. Three attempts were made to sieve and mix soil test articles before successfully achieving the 15 percent RSD goal. All but two COCs in different media exhibited RSDs below 15 percent. A summary of the analyses of the triplicate sample concentrations of PAHs for soil and pulverized fragment test articles is presented below in Table 4.

Table 4 – Analytical Results for Triplicate Soil and Fragment Test Article (mg/kg)

COC	1st Replicate	2nd Replicate	3rd Replicate	Average	St. Dev.	RSD (%)
Soil Test Article						
Benz(a)anthracene	200	240	250	230	26	11.5
Benzo(a)pyrene	220	280	260	253	31	12.1
Benzo(b)fluoranthene	270	320	310	300	26	8.8
Benzo(k)fluoranthene	87	77	95	86	9.0	10.4
Chrysene	220	280	260	253	31	12.1
Dibenz(a,h)anthracene	53	43	36	44	8.5	19.4
Indeno(1,2,3-cd)pyrene	180	260	220	220	40	18.2
Fragment Test Article						
Benz(a)anthracene	1,100	1,100	1,000	1,067	58	5.4
Benzo(a)pyrene	1,200	1,300	1,300	1,267	58	4.6
Benzo(b)fluoranthene	1,500	1,600	1,500	1,533	58	3.8
Benzo(k)fluoranthene	490	320	360	390	89	23
Chrysene	1,200	1,200	1,200	1,200	0	0.0
Dibenz(a,h)anthracene	160	170	160	163	5.8	3.5
Indeno(1,2,3-cd)pyrene	950	920	970	947	25	2.7

Eleven extracts were prepared and combined for preparation of each of the extract test articles. Eleven 30-gram soil test article and fragment test article subsamples were each extracted with 10 milliliters (mL) of methylene chloride. As a result, a total of 330 grams of soil test article and 330 grams of fragment test article were extracted each in 110 mL methylene chloride. In response to a comment from the TCEQ, the methylene chloride was blown dry for each of these samples, and the soil test article extract and fragment test article extract were each re-suspended in 110 mL of acetone. The purpose of the solvent change was to closely duplicate the procedures in the Beland and Culp (1998) study. Analytical results for triplicate samples of soil extract and fragment extract test articles in acetone are summarized in Table 5. All but one COC in the soil extract test article, benzo(k)fluoranthene, exhibited an RSD below 15 percent.

Table 5 – Analytical Results for Triplicate Extracts of Soil and Fragment Test Articles in Acetone (mg/L)

COC	1st Replicate	2nd Replicate	3rd Replicate	Average	St. Dev.	% RSD
Soil Extract						
Benz(a)anthracene	530	510	510	517	12	2.2
Benzo(a)pyrene	630	560	600	597	35	5.9
Benzo(b)fluoranthene	710	780	750	747	35	4.7
Benzo(k)fluoranthene	360	270	250	293	59	20
Chrysene	560	580	550	563	15	2.7
Dibenz(a,h)anthracene	79	72	73	75	3.8	5.1
Indeno(1,2,3-cd)pyrene	480	470	430	460	26	5.8
Fragment Extract						
Benz(a)anthracene	1,100	1,100	1,200	1,133	58	5.1
Benzo(a)pyrene	1,200	1,100	1,100	1,133	58	5.1
Benzo(b)fluoranthene	1,600	1,600	1,400	1,533	115	7.5
Benzo(k)fluoranthene	330	390	340	353	32	9.1
Chrysene	1,200	1,200	1,100	1,167	58	4.9
Dibenz(a,h)anthracene	120	130	130	127	5.8	4.6
Indeno(1,2,3-cd)pyrene	850	820	770	813	40	5.0

The soil test article, fragment test article, and extract test articles were delivered to Ricerca for preparation of Pilot Study diets. Much of the coal tar pitch components in the acetone extract came out of solution and adhered to the sides of the sample vials during shipment prior to diet preparation. Sample vials were rinsed with methylene chloride to re-suspend the coal tar pitch precipitates. The methylene chloride rinsate was added to the extract stock diet to preserve the original mass of extracted PAHs from soil test articles and fragment test articles.

2.3 Oral Bioavailability Dosing Pilot Study

The central goal of the Pilot Study was to fine-tune the Investigation Plan for the PAH Bioavailability Main Study. The oral bioavailability dosing study was divided into two subtasks: 1) diet preparation and animal dosing, and 2) monitoring and urine collection. Each of these is discussed below.

2.3.1 Diet Preparation

In the Pilot Study, three diets were prepared using the soil test articles at 5%, 10%, and 20% soil composition by mass in diets. In addition, one diet was prepared with the fragment test article at 10% by mass in diet. Detailed descriptions of the diet preparation are presented in Appendix B. Two diets were prepared using extracts, one diet dose matched to the 10% soil diet using the soil extract, and one diet dose matched to the 10% fragment diet using the fragment extract. Finally, control diets included a negative control composed of 10% clean soil in diet and a positive control composed of 25 ppm of reagent-grade BaP in diet. The diets were analyzed to determine actual concentrations of the seven target PAHs.

Extracts for both soil and fragment test articles exhibited large amounts of tar residue on the sides of the sample vials, indicating that the acetone was not capable of maintaining the components of the coal tar pitch in solution. The precipitation of tar on the sides of the sample vials changed the method for developing the extract diets. The revised approach was to place the entire volume of acetone on 68 grams of diet, followed by rinsing the vials three times with methylene chloride to remove the tar residue. The entire volume of solvents and coal tar pitch was applied to the diet, and the solvents were blown down using nitrogen. Once dry, a sample of each extract diet was shipped to ALS Environmental overnight for 24-hour analysis of PAHs. The extract diets were then diluted with fresh diet to achieve the desired concentrations of BaP to match their respective test article diets.

A total of eight diet groups were prepared as follows:

1. Negative Control Diet – 10% Clean Soil
2. Positive Control Diet – 25 ppm Reagent-Grade BaP
3. 5% Soil Test Article
4. 10% Soil Test Article
5. 20% Soil Test Article
6. Soil Extract Dose Matched to 10% Soil
7. 10% Fragment Test Article
8. Fragment Extract Dose Matched to 10% Fragments

Once diets were prepared, triplicate samples from five diets were collected from the top, middle, and bottom of each diet container. Triplicate diet samples were shipped to ALS for analysis of PAHs including 10% Soil diet (Group 4), Soil Extract diet (Group 6), 10% Fragment diet (Group 7), Fragment Extract diet (Group 8), and 25 ppm Positive Control diet. Three diets exhibited RSDs above the 15 percent goal including BaP (50%) in Group 2; benzo(b)fluoranthene (19%) and benzo(k)fluoranthene (23%) in the Group 4 diet; and benz(a)anthracene (20%), BaP (18%), chrysene (20%), dibenz(a,h)anthracene (27%),

and indeno(1,2,3-cd)pyrene (19%) in the Group 8 diet. Table 6 provides a summary of PAH concentrations in the Pilot Test diets.

Table 6 – Analytical Results for Triplicate Diet Samples (mg/kg)

COC	1st Replicate	2nd Replicate	3rd Replicate	Average	St. Dev.	% RSD
25 ppm B(a)P Positive Control (Group 2)						
Benzo(a)pyrene	14	20	6.6	14	6.7	49.6
10% Soil Diet (Group 4)						
Benz(a)anthracene	22	19	22	21	1.7	8.2
Benzo(a)pyrene	29	23	28	27	3.2	12.1
Benzo(b)fluoranthene	38	26	33	32	6.0	19
Benzo(k)fluoranthene	22	15	15	17	4.0	23
Chrysene	28	22	29	26	3.8	14
Dibenz(a,h)anthracene	5.6	4.7	5.6	5	0.5	9.8
Indeno(1,2,3-cd)pyrene	21	17	20	19	2.1	10.8
Soil Extract Diet (Group 6)						
Benz(a)anthracene	20	17	17	18	1.7	9.6
Benzo(a)pyrene	25	24	24	24	0.6	2.4
Benzo(b)fluoranthene	24	24	23	24	0.6	2.4
Benzo(k)fluoranthene	16	16	18	17	1.2	6.9
Chrysene	26	25	25	25	0.6	2.3
Dibenz(a,h)anthracene	5	5	5	5	0.0	0.0
Indeno(1,2,3-cd)pyrene	16	15	16	16	0.6	3.7
10% Fragment Diet (Group 7)						
Benz(a)anthracene	97	110	110	106	7.5	7.1
Benzo(a)pyrene	120	120	130	123	5.8	4.7
Benzo(b)fluoranthene	130	130	150	137	11.5	8.4
Benzo(k)fluoranthene	57	58	65	60	4.4	7.3
Chrysene	130	120	130	127	5.8	4.6
Dibenz(a,h)anthracene	33	33	36	34	1.7	5.1
Indeno(1,2,3-cd)pyrene	78	82	90	83	6.1	7.3

COC	1st Replicate	2nd Replicate	3rd Replicate	Average	St. Dev.	% RSD
Fragment Extract Diet (Group 8)						
Benz(a)anthracene	69	100	100	90	17.9	20
Benzo(a)pyrene	83	110	120	104	19.1	18
Benzo(b)fluoranthene	91	120	120	110	16.7	15
Benzo(k)fluoranthene	49	60	62	57	7.0	12
Chrysene	96	130	130	119	19.6	17
Dibenz(a,h)anthracene	18	30	30	26	6.9	27
Indeno(1,2,3-cd)pyrene	52	73	74	66	12.4	19

The analytical reports for the diet samples are presented in Appendix A. The RSDs for Group 4 (10% Soil diet) and Group 8 (Fragment Extract diet) exceeded the project-specific 15 percent threshold. Group 4 had relatively high results for all PAHs in the first replicate, while Group 8 had relatively low concentrations for all PAHs reported in the first replicate. These results may have introduced a slightly high bias for the Group 4 results and a slightly low bias for the Group 8 results, but do not affect the overall interpretation of the study results. Group 2 (25 ppm BaP-spiked diet) exhibited a very high RSD of 49.6 percent with all three individual concentrations of BaP unrelated, and none of the three analytical results near the targeted 25 ppm. The Group 2 diet, therefore, carried too high an uncertainty for interpreting the data. The diet was prepared by adding a small volume of BaP in solvent to the total volume of diet. This approach led to an uneven distribution of BaP in the diet. The Main Study protocol was revised to use a BaP spiked to the diet using 100 mL of solvent to obtain an even loading of BaP in a manner similar to the extract diets. These were much more homogeneous with respect to uniform concentrations of PAHs compared to the Pilot Study BaP-spiked diet.

2.3.2 Animal Dosing, Monitoring, and Urine Collection

This section describes the preparation of test diets and the *in vivo* bioavailability study for PAHs for the soil and extract test articles from the Pilot Study sample collection and preparation tasks. Ricerca performed the diet preparation and *in vivo* testing tasks. As described in the Investigation Plan (Pika-Malcolm Pirnie 2014), *in vivo* testing was performed using B6C3F1 mice with four mice per test group. Mice were housed in metabolism cages to allow for collection of 24-hour pooled urine samples, separating food and fecal matter from urine collection vessels to minimize the potential for cross-contamination of PAH metabolites from fecal matter with urine. Appendix B provides the Pilot Study Report prepared by Ricerca summarizing the *in vivo* portion of the study.

Monitoring data collected during the 14-day animal feeding period included: daily body weight, daily diet consumption, and general condition of test animals. The study did not include measurement of urine volume. Urine samples were photographed daily in conical tubes to observe volume and color. Volumes were estimated from photographs, and measurements were made by the analytical laboratory. There is a high degree of uncertainty associated with the estimated urine volumes. (The Main Study protocol has been modified to include quantitative urine volume measurements.) Animals in Groups 1 through 6 were

dosed for the entire 14-day period. The test animals in Group 8 (Fragment Extract diet) demonstrated signs of acute toxicity requiring termination of dosing at 9 days. Test animals for Group 8 were euthanized based on study protocol on Day 9. Table 7 provides a summary of body weights, food consumption rates, and urine production estimates for Days 7 and 14 of the testing period.

Table 7 – In-life Monitoring Average Body Weight, Food Consumption, and Urine Production for Test Animals on Days 7 and 14

	Group 1 Control	Group 3 5% Soil BaP – 13 ppm	Group 4 10% Soil BaP – 27 ppm	Group 5 20% Soil BaP – 53 ppm	Group 6 Soil Extract BaP – 25 ppm	Group 7 Fragment BaP – 123 ppm	Group 8 Frag. Ext. BaP – 104 ppm
Day 7							
Body Weight (g)	24.3	24.2	22.0	22.1	22.2	20.8	18.5
Food Intake* (g/day)	4.3	4.0	4.1	3.5	2.9	2.0	2.2
Urine Prod. (mL/day)	1.5	1.2	1.0	1.2	1.6	2.2	2.6
Day 14							
Body Weight (g)	23.6	24.2	22.6	21.4	22.7	**	**
Food Intake* (g/day)	3.3	3.4	3.3	3.5	3.1	**	**
Urine Prod. (mL/day)	1.2	1.5	0.8	1.4	1.1	**	**

* Food intake rate based on the averages for Days 6/7 and Days 13/14.

** Group 7 and Group 8 animals euthanized due to weight loss and sickness evident in Group 8 animals at Day 9.

The body weights and food intake rates of Group 1 (Control diet) and Group 3 (5% Soil diet) were the same, indicating that 5 percent soil in diet had no effect on feeding and growth. Group 4 (10% Soil diet), Group 5 (20% Soil diet), and Group 6 (Soil Extract diet) all exhibited about a 10 percent decrease in body weight and between 10 and 20 percent decrease in food consumption on Day 7, with a return to control levels by Day 14. The 10% Fragment diet (Group 7) and Fragment Extract diet (Group 8) animals had significant decreases in body weight and food consumption. The mice in Group 8 showed signs of acute toxicity, requiring termination due to their state of health by Day 9. For the Fragment and Fragment Extract groups, body weight was down by 20 percent and food consumption was half that of the Control diet. Although urine volume data for the Pilot Study are highly uncertain, it was clear that urine volumes in the Fragment and Fragment Extract groups were elevated compared to other groups.

2.4 Urinary PAH-metabolite Analytical Method Development

The PAH Bioavailability Pilot Study included method development for analysis of PAH metabolites in urine. The target PAHs were determined by the availability of standards for analysis of metabolites. Standards were identified for three metabolites for BaP including 3-OH-BaP, 9-OH-BaP, and 7,8-dihydrodiol-BaP (cis/trans). Two other PAHs had standards for metabolites: benz(a)anthracene and chrysene (3-OH-BaA and 3-OH-Chry). The metabolites and standards for the isomers of the 7,8-dihydrodiol-BaP metabolites were not sufficiently sensitive to be of use at the concentration found in mouse urine under the exposures presented. The dihydrodiol metabolite, therefore, was removed from the evaluation.

Analysis of the hydroxy-metabolites for PAHs was optimized by including both the Phase I hydroxyl metabolites and the Phase II glucuronides and sulfonates by the deconjugation via enzymatic hydrolysis. In addition, the hydroxyl metabolites (3-OH-BaP in particular) are readily degraded by photolysis and oxidation. Urine samples were spiked with 2-mercaptoethanol as an anti-oxidant to prevent oxidation of the analytes. The samples were also spiked with a suite of labeled quantification standards and labeled derivatization monitoring standards to improve sensitivity and accuracy.

The method derived for analysis of the select PAH metabolites included the following steps:

1. Obtain 4 mL of urine sample;
2. Spike with 2-mercaptoethanol to prevent oxidation;
3. Add:
    i. Quantification standards;
    ii. De-conjugation standards;
    iii. β-Glucuronidase enzyme;
4. Incubate at 37oC for 17 hours;
5. Extract three times with 4 mL of pentane;
6. Add:
    i. Derivatization control standards;
    ii. Recovery standards;
    iii. Derivatize with N-methyl-N-(trimethylsilyl)trifluoroacetamide (MSTFA) at 60oC; and
7. Analyze by high-resolution gas chromatography/high-resolution mass spectrometry (HRGC/HRMS).

2.5 Pilot Test Urine Analysis

Urinary metabolites for PAHs typically represent less than 1 percent of the administered dose. The addition of an antioxidant to the extraction prevented the oxidation loss of PAH metabolites, principally 3-OH-BaP. The results of PAH metabolite analyses in urine samples are presented in Appendix C. The units for measuring PAH metabolites are expressed in micrograms per liter (µg/L).

Table 8 – PAH Metabolites in Urine Samples (µg/L)

COC	Group 1 Negative Control	Group 3 5% Soil Test Article	Group 4 10% Soil Test Article	Group 5 20% Soil Test Article	Group 6 Soil Extract	Group 7 10% Fragment Article*	Group 8 Fragment Extract*
Day 7 Urine Samples							
3-OH-Benzo(a)pyrene	0.0459	103	363	394	466	491	1,370
9-OH-Benzo(a)pyrene	0.282	72.6	256	295	360	427	1,230
3-OH-Benz(a)anthracene	<0.353	11.8	34.1	39.5	33.1	33.8	138
3-OH-Chrysene	<0.271	60.1	102	113	99.7	106	282
Day 14 Urine Samples							
3-OH-Benzo(a)pyrene	0.0848	103	375	368	771	421	1,630
9-OH-Benzo(a)pyrene	0.187	57.5	315	278	592	323	1,280
3-OH-Benz(a)anthracene	<0.272	7.78	33.5	41.8	57.8	43.3	161
3-OH-Chrysene	<0.21	50.8	127	99.6	149	101	366

* Group 8 mice were euthanized due to health on Day 9, Group 7 dosing was terminated along with Group 8 on Day 9. Analytical results for PAH metabolites from urine samples collected on Day 9 instead of Day 14.

Metabolites for all three PAHs were detected in urine from Groups 3 through 8. The concentrations of 3-OH-BaP and 9-OH-BaP were consistently higher than 3-OH-Chry, while concentrations of 3-OH-BaA were the lowest among the metabolites; consistently an order of magnitude below those for the hydroxyl metabolites of BaP. Urinary concentrations of PAH metabolites had little relation to the concentrations of PAHs in the diet due to the variation of amounts of diet ingested and volumes of urine excreted. The calculated molar mass of PAHs ingested must be compared to molar mass of PAH metabolites excreted to determine any relationship between concentrations in exposure media and variation in absorption.

2.6 Pilot Test RBAF Calculations and Conclusions

The data analysis for the Pilot Study included calculation of RBAFs by comparison of the ratio between doses of parent PAHs ingested by mice and corresponding masses of PAH metabolites in urine for PAHs dosed in the soil matrix (i.e., the FUE). This same comparison was made for the doses and masses in the extract (solvent) matrix. The RBAF is a point-wise ratio of these two values. Once calculated, the PAH-specific RBAFs are used to calculate site-specific PCLs. The RBAF calculations are presented in Appendix D and summarized below.

2.6.1 RBAF Calculations

RBAFs were developed for target metabolites analyzed in urine. RBAFs are calculated for BaP based on both 3-OH-BaP and 9-OH-BaP metabolites for both the Day-7 and Day-14 sample sets. RBAFs were also

calculated for benz(a)anthracene and chrysene based on their 3-hydroxy metabolites. RBAFs for fragment and fragment extract groups (Group 7 and Group 8) were calculated for Day 7 and Day 9. RBAFs were applied to remaining target PAHs as surrogates based on similar chemical and physical parameters.

For each diet test group, the average dose of BaP was calculated from the concentration of BaP in the diet and the amount of diet consumed. The average daily dose was converted to units of micromoles per day (µmole/d) based on the chemical-specific molecular weight. FUE was calculated as follows:

$$= \frac{(Mass\ of\ BaP\ metabolites\ in\ the\ 24-hour\ pooled\ urine\ sample\ at\ day\ X)}{(Mass\ of\ BaP\ consumed\ 24\ hours\ before\ urine\ collection\ on\ day\ X)}$$

The FUEs were calculated for the animals dosed with the 10% Soil Test Article diet (Group 4) and for animals dosed with the Soil Extract diet (Group 6). These were designated FUE_{soil} and $FUE_{extract}$. The same approach was taken for the 10% Fragment Test Article diet (Group 7) and the Fragment Extract diet (Group 8).

The RBAF was defined as the ratio of the two FUE metrics as follows.

$$RBAF = (FUE_{soil})/(FUE_{extract})$$

Table 9 – RBAF Calculation Summary for Soil Samples

COC	Oral Dose (µmole/d)		Excreted in Urine (µmole/d)		FUE_{soil}	$FUE_{extract}$	RBAF
	Soil	Extract	Soil	Extract			
Day 7 Urine Samples							
3-OH-Benzo(a)pyrene	1.74	1.12	0.00528	0.01129	0.00303	0.0104	0.30
9-OH-Benzo(a)pyrene	1.74	1.12	0.00372	0.00872	0.00214	0.00776	0.28
3-OH-Benz(a)anthracene	1.52	0.92	0.00054	0.00088	0.00036	0.00096	0.37
3-OH-Chrysene	1.90	1.3	0.00163	0.00266	0.00086	0.00205	0.42
Day 14 Urine Samples							
3-OH-Benzo(a)pyrene	1.4	1.19	0.00447	0.01236	0.00321	0.0104	0.31
9-OH-Benzo(a)pyrene	1.4	1.19	0.00376	0.00949	0.00269	0.00798	0.34
3-OH-Benz(a)anthracene	1.22	0.97	0.00044	0.00102	0.00036	0.00105	0.35
3-OH-Chrysene	1.52	1.37	0.00167	0.00263	0.00109	0.00192	0.57

Table 10 – RBAF Calculation Summary for Fragment Samples

COC	Oral Dose (µmole/d)		Excreted in Urine (µmole/d)		FUE_{Soil}	$FUE_{extract}$	RBAF
	Frag.	Extract	Frag.	Extract			
Day 7 Urine Samples							
3-OH-Benzo(a)pyrene	4.32	3.55	0.01647	0.04851	0.00381	0.01365	0.28
9-OH-Benzo(a)pyrene	4.32	3.55	0.01432	0.04355	0.00332	0.01226	0.27
3-OH-Benz(a)anthracene	4.12	3.4	0.00125	0.00537	0.00030	0.00158	0.19
3-OH-Chrysene	4.93	4.5	0.00391	0.01098	0.00079	0.00244	0.32
Day 9 Urine Samples							
3-OH-Benzo(a)pyrene	3.34	3.24	0.01491	0.03949	0.00446	0.01219	0.37
9-OH-Benzo(a)pyrene	3.34	3.24	0.01144	0.03101	0.00342	0.00957	0.36
3-OH-Benz(a)anthracene	3.19	3.10	0.00169	0.00429	0.00053	0.00138	0.38
3-OH-Chrysene	3.82	4.10	0.00393	0.01034	0.00103	0.00252	0.41

The Pilot Test conducted concurrent with the Pilot Study at the Former Laredo AFB conservatively supports the application of RBAFs as follows:

- BaP – Range 28 to 34 percent with an average of 31 percent
- Benz(a)anthracene – Range from 35 to 37 percent with an average of 36 percent
- Chrysene – Range from 42 to 57 percent with an average of 50 percent

The RBAFs for the pulverized target fragments were comparable with concentrations of individual PAHs approximately five times the reported soil concentrations. These data indicate that the relative absorption of PAHs in the GI tract is not dose-dependent at high concentrations. As previously stated in Section 2.3.2, volumes of urine were not recorded as part of the daily record keeping. This factor has led to a high degree of uncertainty in the calculated values for RBAF as part of the Pilot Test. Based on the Pilot Study, the Main Study protocol has included quantitative record keeping concerning daily urine production.

2.6.2 Pilot Study Conclusions

The PAH Bioavailability Pilot Study demonstrated that the protocol presented in the Investigation Plan (Pika-Malcolm Pine 2014) is capable of producing usable data to estimate the site-specific RBAFs for PAHs within target fragments in soil at the Site. Results of the Pilot Study identified the following procedures to be included in the protocol for the Main Study:

1. Air-dry bulk soil samples prior to sieving and mixing;

2. Sieve bulk soil samples with a #10 mesh (2 mm) screen, mix, then sieve with a #60 mesh (0.25 mm) screen followed by a second mixing. The two-staged mixing following sieving was the best method to achieve the target RSD providing a reproducible test article representing the portion of site soils adherable to skin;
3. The target RSD should be 20 percent instead of 15 percent based on Pierre Gy's sampling theory and a 0.25 mm particle size. Additional information on Pierre Gy's sampling theory is provided in section D.2. (Pierre Gy's Sampling Theory) of Appendix D of USACE EM 200-1-7 Performance Evaluation (PE) Program (USACE 2001) and 'Sampling of Heterogenous and Dynamic Material Systems: Theories of Heterogeneity, Sampling, and Homogenizing (Data Handling in Science and Technology) (Gy 1992);
4. Prepare extracts of soil test articles using methylene chloride and apply directly to diets to keep coal tar pitch in solution;
5. Prepare soil diets at 5% soil by mass;
6. Collect daily urine volume data; and
7. Use antioxidants to control auto-oxidation of hydroxyl PAH metabolites in urine samples during the de-conjugation, extraction, and derivatization steps.

3 MAIN STUDY SAMPLE COLLECTION AND TEST ARTICLE PREPARATION

3.1 Soil Sample Collection

Ten bulk soil samples were collected from the Site on November 24, 2014 for use in bioavailability testing to establish site-specific RBAFs under TRRP. Bulk soil samples were collected in 5-gallon buckets and consisted of two samples each from five locations. The sample locations were from grids G-1 through G-5 at the Site (Figure 3) and were collected from the 0 to 0.5-foot (0 to 6-inch) depth interval. Samples were identified as GS-1 through GS-5 based on the grid locations where the samples were collected. Sample locations were selected to provide a range of potential PAH concentrations from approximately 0.1 ppm for individual PAHs to greater than 100 ppm. The samples were projected to provide a range of several orders of magnitude to determine any potential dose/response relationship. The samples were placed in sealable 5-gallon containers, sealed, and labeled for transport to the analytical laboratory.

For this study, sample nomenclature is as follows:

1. Bulk soil sample refers to the 5-gallon field soil sample prior to any sieving, mixing, or analysis.
2. Sieved soil sample refers to the soil sample that has been sieved with No. 10 (2 mm) mesh, mixed, sieved with No. 60 (250 µm) mesh, and re-mixed.
3. Soil test article refers to 0.25 mm (250-micron) sieved soil sample that has been tested for PAH concentrations and approved for use in diet preparation.
4. Soil extract test article refers to the methylene chloride extracts of the soil test article that have been combined, tested for PAH concentrations, and approved for diet preparation.

3.2 Soil Sample Sieving and Analysis

Bulk soil samples were air-dried for 3 weeks prior to sieving. Sieving activities were initiated in January 2015, with the first soil test articles available at the end of the month for analysis of PAHs. Soil samples were first sieved using a No. 10 mesh (2 mm) screen, then mixed. The second sieving was performed with No. 60 mesh (0.25 mm) screen, and samples were re-mixed. Sieved soil samples were analyzed during the last week of January and the first week of February 2015. The triplicate subsamples from sieved samples GS-1, GS-3, and GS-4 achieved the project-specific 20 percent RSD goal. The triplicate subsamples from sieved soil samples GS-2 exhibited the highest concentrations of PAHs (generally greater than 100 ppm for individual compounds), while GS-5 yielded triplicate subsamples with the lowest concentrations of PAHs (generally below 0.1 ppm).

Sieved soil samples for GS-2 and GS-5 were re-mixed including additional tumbling. A second round of PAH analyses in February 2015 for triplicate subsamples for GS-2 and GS-5 failed the 20 percent RSD goal a second time. A final re-mix was performed on the samples for GS-2 and GS-5, and triplicate subsamples were collected and analyzed in March 2015. The analysis of triplicate samples for GS-5 indicated that the GS-5 soil test article passed the 20 percent RSD goal. Although improved, the analysis

of triplicate subsamples for soil test article GS-2 exhibited RSDs ranging from 28 to 79 percent. The decision was made to move forward with diet preparation in March 2015 after 2 months of delay with soil test article preparation. A summary of the analytical results for PAH concentrations is presented in Table 11, and associated laboratory reports are presented in Appendix E. As noted in the following section, the issue was later determined to be laboratory imprecision and not sample heterogeneity.

Table 11 – Analytical Results for Triplicate Soil Test Article (mg/kg)

COC	1st Replicate	2nd Replicate	3rd Replicate	Average	St. Dev.	RSD
GS-1						
Benz(a)anthracene	3.6	3.7	4.4	3.9	0.44	11%
Benzo(a)pyrene	4.0	4.4	5.0	4.5	0.50	11%
Benzo(b)fluoranthene	4.5	5.1	6.0	5.2	0.75	15%
Benzo(k)fluoranthene	2.1	2.7	2.4	2.4	0.30	12%
Chrysene	4.1	4.6	5.2	4.6	0.55	12%
Dibenz(a,h)anthracene	0.84	0.88	1.0	0.91	0.08	9.2%
Indeno(1,2,3-cd)pyrene	3.5	3.7	4.2	3.8	0.36	9.5%
GS-2						
Benz(a)anthracene	100	220	190	170	62	37%
Benzo(a)pyrene	120	240	190	183	60	33%
Benzo(b)fluoranthene	130	300	250	227	87	39%
Benzo(k)fluoranthene	22	34	21	26	7.2	28%
Chrysene	120	270	220	203	76	38%
Dibenz(a,h)anthracene	45	100	86	77	29	37%
Indeno(1,2,3-cd)pyrene	88	180	26	98	77	79%
GS-3						
Benz(a)anthracene	27	28	26	27	1.0	3.7%
Benzo(a)pyrene	27	31	27	28	2.3	8.2%
Benzo(b)fluoranthene	37	42	36	38	3.2	8.4%
Benzo(k)fluoranthene	13	15	14	14	1.0	7.1%
Chrysene	31	34	32	32	1.5	4.7%
Dibenz(a,h)anthracene	4.3	7.3	4.4	5.3	1.7	32%
Indeno(1,2,3-cd)pyrene	21	24	21	22	1.7	7.9%

COC	1st Replicate	2nd Replicate	3rd Replicate	Average	St. Dev.	RSD
GS-4						
Benz(a)anthracene	0.51	0.54	0.5	0.52	0.021	4.0%
Benzo(a)pyrene	0.54	0.56	0.52	0.54	0.020	3.7%
Benzo(b)fluoranthene	0.63	0.65	0.62	0.63	0.015	2.4%
Benzo(k)fluoranthene	0.34	0.15	0.15	0.21	0.110	51%
Chrysene	0.62	0.67	0.57	0.62	0.050	8.1%
Dibenz(a,h)anthracene	0.15	0.15	0.15	0.15	0.000	0.0%
Indeno(1,2,3-cd)pyrene	0.44	0.43	0.39	0.42	0.026	6.3%
GS-5						
Benz(a)anthracene	0.081	0.11	0.1	0.10	0.015	15%
Benzo(a)pyrene	0.095	0.12	0.12	0.11	0.014	13%
Benzo(b)fluoranthene	0.12	0.18	0.17	0.16	0.032	21%
Benzo(k)fluoranthene	0.047	0.065	0.066	0.06	0.011	18%
Chrysene	0.085	0.14	0.12	0.12	0.028	24%
Dibenz(a,h)anthracene	0.01	0.01	0.01	0.01	0.000	0%
Indeno(1,2,3-cd)pyrene	0.081	0.11	0.1	0.10	0.015	15%
Pulverized Fragments						
Benz(a)anthracene	3,300	3,700	3,900	3,633	306	8.4%
Benzo(a)pyrene	3,900	4,300	4,700	4,300	400	9.3%
Benzo(b)fluoranthene	4,300	4,800	5,600	4,900	656	13%
Benzo(k)fluoranthene	1,400	1,300	1,500	1,400	100	7.1%
Chrysene	3,900	4,500	4,500	4,300	346	8.1%
Dibenz(a,h)anthracene	720	830	810	787	59	7.4%
Indeno(1,2,3-cd)pyrene	2,600	3,000	3,100	2,900	265	9.1%

3.3 Test Article Extract Preparation

The soil test articles were each divided into two aliquots. One aliquot was maintained as a soil test article to be used as the test article for dosing soil-based feed. The second aliquot was bulk Soxhlet extracted with methylene chloride. The extract remained in methylene chloride and was used as the test article for dosing extract-based feed. The analytical results for the extracts are presented below (Table 12) in milligrams per liter (mg/L):

Analytical results for extract triplicate analyses indicated that extracts for GS-1, GS-2, and GS-4 yielded all seven PAHs with RSDs below the 20 percent goal. Extracts for GS-3 and GS-5 each yielded six of seven PAHs with RSDs below 20 percent. Only benzo(k)fluoranthene and benzo(b)fluoranthene exhibited RSDs greater than 20 percent with 27 percent in GS-3 and 28 percent in GS-5, respectively. Soil and extract test articles were sent to Ricerca for diet preparation and *in vivo* testing.

Table 12 – Analytical Results for Triplicate Extract Test Article (mg/L)

COC	1st Replicate	2nd Replicate	3rd Replicate	Average	St. Dev.	RSD
GS-1						
Benz(a)anthracene	8.7	10	10	9.6	0.75	7.8%
Benzo(a)pyrene	10	11	12	11	1.0	9.1%
Benzo(b)fluoranthene	13	14	14	13.7	0.58	4.2%
Benzo(k)fluoranthene	4.9	6.2	6.9	6.0	1.02	17%
Chrysene	11	12	13	12.0	1.0	8.3%
Dibenz(a,h)anthracene	1.9	2.1	2.3	2.1	0.20	9.5%
Indeno(1,2,3-cd)pyrene	8.1	9.2	9.3	8.9	0.67	7.5%
GS-2						
Benz(a)anthracene	330	330	360	340	17	5.1%
Benzo(a)pyrene	370	380	360	370	10	2.7%
Benzo(b)fluoranthene	430	490	490	470	35	7.4%
Benzo(k)fluoranthene	190	170	180	180	10	5.6%
Chrysene	410	420	410	413	5.8	1.4%
Dibenz(a,h)anthracene	70	63	76	70	6.5	9.3%
Indeno(1,2,3-cd)pyrene	270	280	290	280	10	3.6%
GS-3						
Benz(a)anthracene	57	42	51	50	7.5	15%
Benzo(a)pyrene	58	42	52	51	8.1	16%

COC	1st Replicate	2nd Replicate	3rd Replicate	Average	St. Dev.	RSD
Benzo(b)fluoranthene	82	60	72	71	11	15%
Benzo(k)fluoranthene	25	15	25	22	5.8	27%
Chrysene	64	47	61	57	9.1	16%
Dibenz(a,h)anthracene	11	10	13	11.3	1.5	13%
Indeno(1,2,3-cd)pyrene	44	33	42	40	5.9	15%
GS-4						
Benz(a)anthracene	1.4	1.4	1.4	1.40	0.00	0.0%
Benzo(a)pyrene	1.5	1.5	1.5	1.50	0.00	0.0%
Benzo(b)fluoranthene	1.6	1.9	1.8	1.77	0.15	8.6%
Benzo(k)fluoranthene	0.7	0.7	0.7	0.70	0.00	0.0%
Chrysene	1.8	1.6	1.6	1.67	0.12	6.9%
Dibenz(a,h)anthracene	0.6	0.6	0.6	0.60	0.00	0.0%
Indeno(1,2,3-cd)pyrene	1.2	1.1	1.1	1.13	0.06	5.1%
GS-5						
Benz(a)anthracene	0.57	0.62	0.6	0.60	0.025	4.2%
Benzo(a)pyrene	0.76	0.79	0.74	0.76	0.025	3.3%
Benzo(b)fluoranthene	0.58	1.0	1.0	0.86	0.242	28%
Benzo(k)fluoranthene	0.35	0.35	0.39	0.36	0.023	6.4%
Chrysene	0.7	0.69	0.67	0.69	0.015	2.2%
Dibenz(a,h)anthracene	0.16	0.15	0.16	0.16	0.006	3.7%
Indeno(1,2,3-cd)pyrene	0.7	0.72	0.7	0.71	0.012	1.6%

4 *IN VIVO* ORAL TESTING

This section describes the preparation of test diets and the *in vivo* bioavailability study for PAHs for the soil and extract test articles for the Main Study sample collection and preparation tasks. Ricerca performed the diet preparation and *in vivo* testing tasks as described in Section 3. Appendix F provides the Main Study Report prepared by Ricerca summarizing the *in vivo* portion of the study.

4.1 Dose Medium Preparation

The dietary matrix for the bioavailability study used soil and extract test articles (sieved, adherable soil sample and extract) mixed into NIH 31 meal rodent diet, recommended in the Investigation Plan (Pika-Malcolm Pirnie 2014) because this diet was used by Beland and Culp (1998). Ricerca prepared 12 diets for testing:

Diet #1 – Negative Control Diet – based on 10 percent of the diet by mass made up of “clean” soil, sieved and prepared in the same manner as the soil test article. The analytical results for PAHs of the clean soil sample were non-detect at sample detection limits ranging from 0.1 mg/kg for benz(a)anthracene to 0.17 mg/kg for chrysene.

Diet #2 – BaP Positive Control Diet – based on spiking diet with 0.67 mg/kg reagent-grade BaP in 107 mL methylene chloride, mixed, and solvent blown down with nitrogen

Diet #3 – GS-1 Soil Test Article Diet – based on 5 percent of diet by mass made up of GS-1 soil test article assuming 4.5 mg/kg BaP in soil test article for a final concentration of 0.22 mg/kg BaP in diet

Diet #4 – GS-2 Soil Test Article Diet – based on 5 percent of diet by mass made up of GS-2 soil test article assuming 183 mg/kg BaP in soil test article for a final concentration of 9.15 mg/kg BaP in diet

Diet #5 – GS-3 Soil Test Article Diet – based on 5 percent of diet by mass made up of GS-3 soil test article assuming 28 mg/kg BaP in soil test article for a final concentration of 1.42 mg/kg BaP in diet

Diet #6 – GS-4 Soil Test Article Diet – based on 5 percent of diet by mass made up of GS-4 soil test article assuming 0.54 mg/kg BaP in soil test article for a final concentration of 0.03 mg/kg BaP in diet

Diet #7 – GS-5 Soil Test Article Diet – based on 5 percent of diet by mass made up of GS-5 soil test article assuming 0.11 mg/kg BaP in soil test article for a final concentration of 0.006 mg/kg BaP in diet

Diet #8 – GS-1 Extract Diet – based on matching the concentration of Diet #3 using GS-1 Extract to a target BaP concentration of 0.22 mg/kg

Diet #9 – GS-2 Extract Diet – based on matching the concentration of Diet #4 using GS-2 Extract to a target BaP concentration of 9.17 mg/kg

Diet #10 – GS-3 Extract Diet – based on matching the concentration of Diet #5 using GS-3 Extract to a target BaP concentration of 1.42 mg/kg

Diet #11 – GS-4 Extract Diet – based on matching the concentration of Diet #6 using GS-4 Extract to a target BaP concentration of 0.03 mg/kg

Diet #12 – GS-5 Extract Diet – based on matching the concentration of Diet #7 using GS-5 Extract to a target BaP concentration of 0.01 mg/kg

Three subsamples of each diet mixture were collected from the top, middle, and bottom of the diet-specific storage bins. The diet samples in triplicate were shipped to AXYS Analytical for analysis of the concentrations of PAHs in each diet mixture. Laboratory reports for diet analyses are presented in Appendix G. A summary of the analytical results for the diet samples is presented below.

Table 13 – Analytical Results for Triplicate Diet Samples (mg/kg)

COC	1st Replicate	2nd Replicate	3rd Replicate	Average	St. Dev.	RSD
Diet #2 – BaP Positive Control						
Benzo(a)pyrene	21	22	22	22	0.351	1.6%
Diet #3 – GS-1 Soil Test Article						
Benz(a)anthracene	0.328	0.254	0.321	0.301	0.041	14%
Benzo(a)pyrene	0.424	0.328	0.418	0.390	0.054	14%
Benzo(b)fluoranthene	0.388	0.310	0.401	0.366	0.049	13%
Benzo(k)fluoranthene	0.349	0.271	0.358	0.326	0.048	15%
Chrysene	0.365	0.286	0.358	0.336	0.044	13%
Dibenz(a,h)anthracene	0.074	0.062	0.073	0.069	0.007	10%
Indeno(1,2,3-cd)pyrene	0.350	0.274	0.344	0.323	0.042	13%
Diet #4 – GS-2 Soil Test Article						
Benz(a)anthracene	17	17	17	17	0.265	1.6%
Benzo(a)pyrene	20	19	19	19	0.586	3.1%
Benzo(b)fluoranthene	20	20	19	19	0.656	3.4%
Benzo(k)fluoranthene	18	17	17	18	0.462	2.6%
Chrysene	19	19	18	19	0.557	3.0%
Dibenz(a,h)anthracene	3.9	3.3	3.2	3.5	0.404	12%
Indeno(1,2,3-cd)pyrene	16	16	16	16	0.404	2.5%
Diet #5 – GS-3 Soil Test Article						
Benz(a)anthracene	1.9	2.3	1.9	2.0	0.232	11%
Benzo(a)pyrene	2.4	2.9	2.3	2.5	0.276	11%
Benzo(b)fluoranthene	2.4	2.8	2.3	2.5	0.284	11%
Benzo(k)fluoranthene	2.1	2.3	1.9	2.1	0.185	8.8%

COC	1st Replicate	2nd Replicate	3rd Replicate	Average	St. Dev.	RSD
Chrysene	2.2	2.6	2.2	2.3	0.272	12%
Dibenz(a,h)anthracene	0.43	0.49	0.41	0.44	0.046	10%
Indeno(1,2,3-cd)pyrene	1.9	2.2	1.8	1.9	0.212	11%
Diet #6 – GS-4 Soil Test Article						
Benz(a)anthracene	0.039	0.034	0.026	0.033	0.0064	19%
Benzo(a)pyrene	0.047	0.043	0.036	0.042	0.0056	13%
Benzo(b)fluoranthene	0.046	0.043	0.034	0.041	0.0063	15%
Benzo(k)fluoranthene	0.041	0.037	0.031	0.036	0.0050	14%
Chrysene	0.045	0.040	0.032	0.039	0.0061	16%
Dibenz(a,h)anthracene	0.007	0.007	0.006	0.007	0.0009	14%
Indeno(1,2,3-cd)pyrene	0.035	0.035	0.029	0.033	0.0039	12%
Diet #7 – GS-5 Soil Test Article						
Benz(a)anthracene	0.0039	0.0031	0.0048	0.0040	0.0008	21%
Benzo(a)pyrene	0.0051	0.0036	0.0075	0.0054	0.0020	36%
Benzo(b)fluoranthene	0.0050	0.0038	0.0065	0.0051	0.0013	26%
Benzo(k)fluoranthene	0.0041	0.0032	0.0063	0.0045	0.0016	35%
Chrysene	0.0049	0.0040	0.0061	0.0050	0.0011	21%
Dibenz(a,h)anthracene	0.0009	0.0006	0.0013	0.0009	0.0003	35%
Indeno(1,2,3-cd)pyrene	0.0041	0.0033	0.0067	0.0047	0.0018	38%
Diet #8 GS-1 Extract						
Benz(a)anthracene	0.254	0.241	0.239	0.245	0.008	3.3%
Benzo(a)pyrene	0.329	0.310	0.311	0.317	0.011	3.4%
Benzo(b)fluoranthene	0.297	0.287	0.277	0.287	0.010	3.5%
Benzo(k)fluoranthene	0.287	0.271	0.281	0.280	0.008	2.9%
Chrysene	0.280	0.268	0.269	0.272	0.007	2.4%
Dibenz(a,h)anthracene	0.061	0.058	0.059	0.059	0.002	2.9%
Indeno(1,2,3-cd)pyrene	0.274	0.257	0.260	0.264	0.009	3.4%
Diet #9 GS-2 Extract						
Benz(a)anthracene	9.8	9.8	9.6	9.7	0.101	1.0%
Benzo(a)pyrene	11	10	10	10	0.522	5.0%

COC	1st Replicate	2nd Replicate	3rd Replicate	Average	St. Dev.	RSD
Benzo(b)fluoranthene	11	10	11	11	0.551	5.1%
Benzo(k)fluoranthene	10	10	9.7	9.9	0.230	2.3%
Chrysene	11	11	10	11	0.252	2.4%
Dibenz(a,h)anthracene	2.0	1.9	1.9	1.9	0.080	4.1%
Indeno(1,2,3-cd)pyrene	9.3	8.6	8.6	8.8	0.381	4.3%
Diet #10 GS-3 Extract						
Benz(a)anthracene	1.8	1.8	1.9	1.8	0.035	1.9%
Benzo(a)pyrene	2.2	2.2	2.3	2.3	0.036	1.6%
Benzo(b)fluoranthene	2.2	2.2	2.3	2.2	0.058	2.6%
Benzo(k)fluoranthene	2.0	1.9	2.0	1.9	0.032	1.7%
Chrysene	2.1	2.0	2.1	2.1	0.046	2.2%
Dibenz(a,h)anthracene	0.39	0.39	0.40	0.39	0.009	2.4%
Indeno(1,2,3-cd)pyrene	1.7	1.7	1.7	1.7	0.026	1.6%
Diet #11 GS-4 Extract						
Benz(a)anthracene	0.025	0.028	0.029	0.027	0.0025	9.2%
Benzo(a)pyrene	0.027	0.035	0.036	0.033	0.0046	14%
Benzo(b)fluoranthene	0.033	0.034	0.035	0.034	0.0012	3.6%
Benzo(k)fluoranthene	0.025	0.031	0.032	0.030	0.0037	13%
Chrysene	0.029	0.032	0.032	0.031	0.0018	5.8%
Dibenz(a,h)anthracene	0.005	0.006	0.006	0.006	0.0008	14%
Indeno(1,2,3-cd)pyrene	0.026	0.029	0.028	0.028	0.0017	5.9%
Diet #12 GS-5 Extract						
Benz(a)anthracene	0.0051	0.0050	0.0050	0.0050	0.00003	0.6%
Benzo(a)pyrene	0.0067	0.0066	0.0067	0.0067	0.00003	0.4%
Benzo(b)fluoranthene	0.0069	0.0067	0.0062	0.0066	0.00037	5.7%
Benzo(k)fluoranthene	0.0052	0.0057	0.0056	0.0055	0.00024	4.4%
Chrysene	0.0062	0.0062	0.0061	0.0062	0.00005	0.7%
Dibenz(a,h)anthracene	0.0018	0.0016	0.0014	0.0016	0.00019	12%
Indeno(1,2,3-cd)pyrene	0.0057	0.0060	0.0060	0.0059	0.00017	2.8%

The diet analyses indicate that RSDs only exceeded the 20 percent goal in the GS-5 Soil Test Article Diets (Diet #7). These samples exhibit PAH concentrations ranging from 0.0006 mg/kg to 0.0075 mg/kg, below the method reporting level. These levels are at or below background levels and will not be detectable as metabolites in urine. The exceedances of the threshold RSD, therefore, will not affect interpretation of bioavailability testing results.

All other diets exhibited reported RSDs well below the project-specific goal of 20 percent with RSDs for the soil test article diet samples ranging from 1.3 to 19 percent and the extract test article diet samples ranging from 0.3 to 12 percent. The extract diet and BaP positive control diet exhibited the lowest RSDs, indicating very high certainty for predicting the dose in these samples. The RSDs for the soil test article diet samples indicated a higher potential for variability in the administered doses to test animals. The GS-2 Soil Test Article never achieved the RSD goal as part of the soil testing program; however, Diet #4 (made from GS-2) exhibited RSDs ranging from 1.6% to 12%. The concentrations of BaP in Diet #9 triplicate subsamples averaged 10 mg/kg compared to the target concentration of 9.17 mg/kg for Diet #9 (GS-2 Extract Diet), indicating a high degree of precision in Ricerca's calculation and preparation of diets.

The reported concentrations for the GS-2 Soil Test Article were used to calculate the target concentrations for Diet #4 (GS-2 Soil Diet) and Diet #9. The concentration of BaP in Diet #4 was 19 mg/kg, double that predicted by the target concentration calculation. The GS-2 Extract diet (Diet #9) was prepared using the GS-2 Extract independent of the GS-2 Soil Test Article. The RSDs for both diets were less than 5 percent, indicating a very well mixed and prepared diet sample. At 5% soil in diet, the corresponding soil concentration of BaP in the GS-2 Soil Test Article was 380 mg/kg based on the 19 mg/kg in Diet #4. This estimate of the GS-2 concentration is consistent with the difficulty that ALS Environmental experienced in trying to achieve the target 20 percent RSD goal for this sample. These results indicate that the estimated concentration for BaP based on the AXYS *diet* data are more representative of actual conditions than the ALS soil data.

4.2 *In Vivo* Testing

The Main Study required 12 dose groups based on the 12 diet preparations presented above. Each dose group included two metabolism cages, with four mice per cage, for a total number of 96 mice for the Main Study. Ricerca acclimated mice to experimental conditions 47 days prior to administration of test diets. Mice were monitored daily for body weight, weight gain (loss), food consumption (grams of diet), urine production (mL urine per cage), and general health. Tabulated data are presented in the Ricerca Main Study Report in Appendix F. Animals were transferred to test diets on Day 0, and the first urine collection was performed on Day 1. Mice were exposed to test diets for a total period of 14 days. In-life monitoring data for test animals are summarized in Table 14.

Table 14 – Main Study In-life Monitoring Average Body Weight, Food Consumption, and Urine Production for Test Animals on Days 7 and 14

	Group 1 Control	Group 3 GS-1 Soil	Group 4 GS-2 Soil	Group 5 GS-3 Soil	Group 6 GS-4 Soil	Group 7 GS-5 Soil
Day 7						
Body Weight (g)	23.5	22.95	23.15	23.28	23.11	23.08
Food Intake* (g/day)	3.5 / 3.5	3.2 / 3.9	3.4 / 3.4	3.4 / 3.6	3.5 / 3.8	3.6 / 3.6
Urine Prod.** (mL/day)	20 / 4.6	3.4 / 4.0	4.8 / 5.5	3.5 / 9.6	5.1 / 4.0	5.1 / 5.2
Day 14						
Body Weight (g)	24.63	24.23	24.04	24.00	23.81	24.08
Food Intake* (g/day)	3.4 / 3.6	3.5 / 3.6	3.5 / 4.0	3.3 / 3.3	3.2 / 3.6	3.3 / 3.6
Urine Prod.** (mL/day)	7.3 / 4.5	5.8 / 6.5	3.9 / 8.0	4.3 / 4.6	5.5 / 7.0	5.4 / 3.8
	Group 8 GS-1 Extract	**Group 9 GS-2 Extract**	**Group 10 GS-3 Extract**	**Group 11 GS-4 Extract**	**Group 12 GS-5 Extract**	**Group 2 BaP-Spike 25 ppm**
Day 7						
Body Weight (g)	23.30	23.18	23.05	23.68	23.84	23.19
Food Intake* (g/day)	3.3 / 3.2	3.4 / 3.2	3.5 / 3.1	2.8 / 3.6	3.5 / 3.6	3.7 / 3.2
Urine Prod.** (mL/day)	5.7 / 5.9	4.0 / 5.0	5.4 / 3.6	4.5 / 5.0	6.0 / 5.0	5.0 / 5.5
Day 14						
Body Weight (g)	24.53	23.98	23.95	24.44	24.58	24.35
Food Intake* (g/day)	3.3 / 3.4	3.1 / 2.9	3.3 / 3.2	3.2 / 3.1	3.5 / 3.3	3.3 / 3.3
Urine Prod.** (mL/day)	7.0 / 7.7	4.5 / 4.5	6.0 / 5.3	3.8 / 3.8	4.8 / 4.8	1.8 / 4.5

* Food intake rate based on the averages for Days 6/7/8 and Days 13/14/15,
Food Intake Cage 1 / Food Intake Cage 2

** Urine production based on pooled urine for four mice in Cage 1 / Cage 2

Body weight and food consumption data demonstrated that all dosing groups maintained weight gain and diet consumption similar to controls, indicating that the 5 percent diet composition achieved the goal of avoiding animal health concerns that might impact data interpretation. Urine data show a high degree of variability, ranging from 1.8 mL to 20 mL with most of the production between 4 and 6 mL per day. Overall health observations of test animals demonstrate that overt toxicity, as seen in animals exposed to target fragment extracts in the Pilot Study, was not present in the Main Study. Details of health monitoring data are presented in Appendix F.

Each day, 24-hour pooled urine samples were collected from each test group cage. Urine samples were frozen at -20oC until being shipped to AXYS Analytical following completion of the 14-day dosing period. Clinical inspection of mice indicated that exposure to PAHs in test diets did not result in observable

adverse effects to overall animal health. Mice were euthanized following completion of the study. All urine samples were delivered to AXYS Analytical, where samples were stored at -20oC until analysis.

5 URINE ANALYSES

The final selection of target PAHs was largely determined by the availability of standards for the analysis of PAH metabolites in urine. Based on the results of the analytical method development in the Pilot Study, target PAHs included BaP, benz(a)anthracene, and chrysene. Availability of laboratory standards and analytical performance data identified 3-OH-BaP, 9-OH-BaP, 3-OH-Chry, and 3-OH-BaA as the metabolites in mouse urine used to evaluate the relative bioavailability of PAHs.

Based on the precedents set by previous studies of PAH bioavailability, and the ease with which mouse urine can be collected and pooled from multiple animals, urinary metabolites were selected as the primary dosimetric. Analytical method development for measuring the concentrations PAH metabolites in urine was optimized by the addition of an antioxidant to the urine sample prior to extraction as described for the Pilot Study in Section 2.4. Urinary metabolites for PAHs typically represent less than 1 percent of the administered dose. The presence of the antioxidant prevented the oxidative loss of PAH metabolites, principally 3-OH-BaP. The results of PAH metabolite analyses in urine samples are summarized in Table 15, with data for two cages represented by cage 1/cage 2, and analytical reports are presented in Appendix H.

Table 15 – PAH Metabolites in Urine Samples (µg/L)

COC	Diet #1 Negative Control	Diet #2 BaP Control	Diet #3 GS-1 Soil	Diet #4 GS-2 Soil	Diet #5 GS-3 Soil	Diet #6 GS-4 Soil
Day 7 Urine Samples						
3-OH-Benzo(a)pyrene	0.032U/0.046U	**349 / 335**	**1.62 / 1.61**	**53.5 / 47.5**	**8.69 / 6.14**	**0.451 / 0.558**
9-OH-Benzo(a)pyrene	**0.11 / 0.213**	**137 / 176**	**0.973 / 0.9**	**32 / 26.7**	**4.24 / 2.63**	**0.302 / 0.25**
3-OH-Benz(a)anthracene	0.32U / 1.25U	NA	1.1U/1.6U	**2.18 / 2.79**	1.2U / 0.88U	1.08U / 0.7U
3-OH-Chrysene	0.41U / 1.67U	NA	1.6U/ 2.07U	**42.5 / 42.4**	**8.13 / 5.42**	1.35U / 0.9U
Day 14 Urine Samples						
3-OH-Benzo(a)pyrene	0.073U/0.32U	**1,080 / 596**	**1.82 / 2.43**	**129 / 88.1**	**16.6 / 13.3**	**0.393 / 0.382**
9-OH-Benzo(a)pyrene	**0.457**/ 0.087U	**261 / 96.8**	**0.219 / 1.11**	**69.9 / 11.5**	**4.21 / 3.87**	0.07U / **0.061**
3-OH-Benz(a)anthracene	0.93U / 2.17U	NA	0.55U/0.71 U	**3.78 / 2.25**	1.2U / 1.22U	0.98U / 1.68U
3-OH-Chrysene	1.21U /3.19U	NA	**0.85 /0.84**	**50.8 / 30.1**	**11 / 8.19**	1.3U / 2.14U

COC	Diet #7 GS-5 Soil	Diet #8 GS-1 Extract	Diet #9 GS-2 Extract	Diet #10 GS-3 Extract	Diet #11 GS-4 Extract	Diet #12 GS-5 Extract
Day 7 Urine Samples						
3-OH-Benzo(a)pyrene	0.34U / **0.146**	**4.38 / 4.92**	**488 / 413**	**39.7 / 53.1**	**0.966 / 0.893**	**0.202 / 0.2**
9-OH-Benzo(a)pyrene	0.088U / **0.623**	**2.61 / 2.06**	**161 / 127**	**14.1 / 18.1**	**0.791 / 0.699**	**0.703 / 0.981**
3-OH-Benz(a)anthracene	0.84U /1.6U	1.72U / 2.26U	**12.4 / 9.17**	**1.33 / 2.07**	1.52U/ 1.55U	1.99U / 2.4U
3-OH-Chrysene	1.18U /3.23U	**2.82** / 2.86U	**81.9 / 69**	**23 / 29.4**	2.61U/ 2.21U	3.17U / 4.31U
Day 14 Urine Samples						
3-OH-Benzo(a)pyrene	0.21U / 0.18U	**5.23 / 3.75**	**535 / 548**	**20.4 / 58.1**	**0.993 / 0.846**	0.16U / **0.154**
9-OH-Benzo(a)pyrene	**0.085 / 0.073**	**2.29 / 1.75**	**226 / 107**	**6.7 / 20.5**	**0.928 / 0.262**	**0.654 / 0.411**
3-OH-Benz(a)anthracene	1.0U /0.304U	0.88U / 0.44U	**9.76 / 10.1**	0.96U /2.1U	0.49U/ 1.55U	1.19U / 1.12U
3-OH-Chrysene	1.3U /0.388U	**2.51 / 1.68**	**94.5 / 99.4**	**10.1 / 28.8**	0.62U/ 2.32U	1.87U / 1.65U

Bold values represent detected concentrations, "U" = not detected at the analytical reporting limit.

The method development for analysis of PAH metabolites in urine targeted a detection limit of 0.025 µg/L. Matrix interferences in mouse urine increased reporting limits by approximately an order of magnitude. The increased reporting limits, specifically for 3-OH-BaA and 3-OH-Chry, indicate that concentrations of individual PAHs must be above 5 mg/kg in soil to provide sufficient parent compound to detect these metabolites in urine. The analysis of BaP metabolites is more sensitive with consistent detections of metabolites in the urine for soil samples with a BaP concentration of approximately 0.5 mg/kg.

As previously stated, the Pilot Study for evaluating bioavailability of PAHs in soil from the Former Laredo AFB was conducted concurrent with investigations at the Former Foster AFB Skeet Range Site. Data from both studies demonstrate that the 3-hydroxy metabolite for benz(a)anthracene consistently is an order of magnitude below those reported for the hydroxy metabolites of BaP. Benz(a)anthracene, therefore, is a relatively poor compound for evaluating bioavailability by analysis of the 3-hydroxy metabolite.

The urinary results for PAH metabolites indicate that detectable levels of metabolites are present for chrysene at the 7-day time point. These data are used to develop site-specific RBAFs.

6 *IN VITRO* DERMAL PENETRATION TESTING

The dermal penetration testing proposed in the Investigation Plan (Pika-Malcolm Pirnie 2014) was based on an *in vitro* approach using Franz Cells and fresh-frozen human skin to determine the dermal penetration rate (steady-state flux = mass/skin area/time) of target PAHs. The *in vitro* method employed in this study has been demonstrated to be fully validated against *in vivo* methods and is routinely accepted by regulators (Federal Register 64 [110] 6/9/99; Organization for Economic Cooperation and Development [OECD] Guideline for the Testing of Chemicals: Method 428 [adapted 4/13/2004]). The study design, results, and data evaluation are presented below.

6.1 Dermal Penetration Testing

The *in vitro* dermal investigation uses Franz Diffusion Cells and fresh-frozen human split-skin samples to model the absorption of PAHs from clay target fragments and soil for systemic distribution and for local site of action in the skin itself. The Franz Cell has two chambers that can be separated by a membrane; in this case, excised human skin as illustrated in Figure 4.

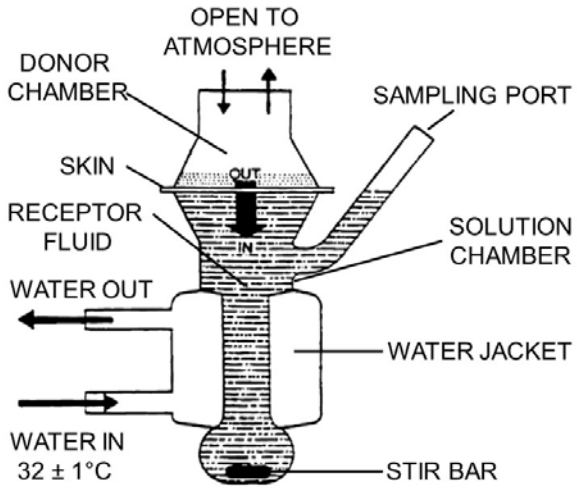

from Roy et al. 1998

Figure 4 – Franz Diffusion Cell Schematic

Test articles can be loaded onto the surface of skin in the donor chamber. The solution chamber is filled with a receptor fluid that is in contact with systemic surface of the split-thickness skin sample. The receptor fluid is a saline solution with polyoxyethanol to act as a receiving agent for the lipophilic PAHs. The testing system allows for periodic collection of receptor fluid to monitor diffusion of PAHs across the skin from the test article in the donor chamber. The dermal penetration testing was performed by Charles River Laboratories. Details of the dermal investigation and results are presented in the project report presented in Appendix I.

Seven test groups were included in the dermal investigation with four test article groups and three control groups. The test groups included:

1. GS-1 Soil Test Article;
2. GS-2 Soil Test Article;
3. GS-3 Soil Test Article;
4. Pulverized Clay Target Fragments (sieved to 0.25 mm);
5. Clean Soil Test Article Spike with 25 ppm BaP;
6. Corn Oil Spiked with 1 mg/mL BaP; and
7. [C14]-Testosterone in 1% Ethanol Solution.

Soil test articles GS-4 and GS-5 were not included in the dermal absorption investigation due to analytical detection limitations and low concentrations of PAHs in these soil samples. Each test group has five Franz Cells, each with an excised fresh-frozen human skin sample from five different donors. The five donors were both male and female subjects ranging in ages from 23 to 65 years of age. Skin samples were obtained from a local hospital as the result of elective surgeries. All of the skin samples were obtained from either the abdominal area or breasts. Fresh-frozen human skin was selected for the testing because it is metabolically inactive while retaining the barrier characteristics of viable skin. The use of fresh-frozen skin, therefore, reduces the complexity of data evaluation.

Split-thickness skin samples in the donor chambers were loaded with 10 mg/cm^2 of test article, consistent with a monolayer for soil of 0.05 to 0.25 mm in particle size (USEPA 2004 Appendix C). Test articles were applied to skin for 24 hours with artificial sweat, then washed off. Collection of receptor fluid samples continued for an additional 48 hours for a total monitoring period of 72 hours for evaluation of PAH flux across the skin barrier. The data collection was terminated at 72 hours. Excised skin samples tend to break down after 48 hours, and the technical project team determined that 72 hours was the longest data collection period advisable. After 72 hours, skin samples were stripped five times with tape to remove the stratum corneum from each skin sample. Samples of stratum corneum (tape), dermis, and receptor fluid were extracted and analyzed for PAHs to determine the mass of PAHs in each medium.

Tape, skin, and receptor fluid were extracted and analyzed by high-performance liquid chromatography (HPLC) with fluorescence detection. Only six of the seven target PAHs are included in the dermal testing program. Indeno(1,23-cd)pyrene was not included in the suite of PAHs because of a co-elution interference. Because indeno(1,2,3-cd)pyrene is not a risk driver for the Former Foster AFB Skeet Range, its exclusion will not adversely affect the outcome of the dermal absorption investigation.

Evaluation of dermal absorption is based on the individual masses of PAHs in dermis at 72 hours and the sum of masses in receptor fluid samples collected at intermittent time points from 0 to 72 hours. Receptor fluid collection occurred at the following time points:

0 hour	24 hours
1 hour	36 hours
2 hours	48 hours
4 hours	60 hours
8 hours	72 hours

16 hours

The cumulative mass of PAHs representing systemic absorption are based on reported masses in the dermis at 72 hours and cumulative masses in receptor fluid for all time points.

6.2 Dermal Testing Results

The data produced by the analysis of skin and receptor fluid samples are masses of PAHs in each medium standardized to the area of the exposed skin (3.14 cm^2 for the Franz Cell). The absorbed dose is presented as the mass of PAHs in the dermis and receptor fluid samples in units of nanograms per square centimeter (ng/cm^2). The masses of PAHs in receptor fluid represent the summation of all detected concentrations in receptor fluid samples collected over the 72-hour period. Testing of the tape strips provides the concentrations of PAHs bound to the non-viable stratum corneum or adhered on the stratum corneum and unavailable for systemic absorption. The analytical results for PAHs in tape, dermis, and receptor fluid samples for PAHs are summarized in Table 16. Five of the six target PAHs are represented. Dibenz(a,h)anthracene was detected in only one of the samples collected for receptor fluids, skin, and tape samples near the reporting limit at 0.01 ng/cm^2. As a result, dibenzo(a,h)anthracene is not represented in Table 16.

Table 16 – Summary of PAH Doses in Stratum Corneum, Dermis, and Receptor Fluid over 72 Hours (ng/cm2)

Benzo(a)pyrene						
	Stratum Corneum		Dermis		Receptor Fluid	
	Mean	SD	Mean	SD	Mean	SD
GS-1	0.54	0.48	0.35	0.06	1.09	1.47
GS-2	21.5	15.6	10.9	2.85	11.4	6.71
GS-3	2.31	2.45	1.74	0.88	2.60	1.84
Target Frag	312	178	291	210	76	52
BaP Spike	3.15	2.79	13.0	10.1	8.35	4.97
BaP Corn Oil	130	105	141	91	51	15.1
Benz(a)anthracene						
	Stratum Corneum		Dermis		Receptor Fluid	
	Mean	SD	Mean	SD	Mean	SD
GS-1	0.41	0.19	0.32	0.00	0.82	0.86
GS-2	15.0	11.4	5.43	1.62	11.8	6.70
GS-3	1.60	2.03	0.98	0.36	2.38	1.98
Target Frag	211	124	188	135	120	79

Benzo(b)fluoranthene						
	Stratum Corneum		Dermis		Receptor Fluid	
	Mean	SD	Mean	SD	Mean	SD
GS-1	1.65	0.14	1.59	0.00	2.74	1.58
GS-2	31.5	22.8	15.6	4.44	17.8	10.3
GS-3	3.83	3.53	3.04	1.75	4.53	2.81
Target Frag	417	241	405	271	111	74
Benzo(k)fluoranthene						
	Stratum Corneum		Dermis		Receptor Fluid	
	Mean	SD	Mean	SD	Mean	SD
GS-1	0.39	0.16	0.32	0.00	0.69	0.63
GS-2	10.6	7.67	5.22	1.41	4.59	2.67
GS-3	1.26	1.25	0.90	0.51	1.01	0.61
Target Frag	141	80	137	95	34.1	23.1
Chrysene						
	Stratum Corneum		Dermis		Receptor Fluid	
	Mean	SD	Mean	SD	Mean	SD
GS-1	1.59	0.00	1.59	0.00	2.03	0.02
GS-2	1.59	0.00	1.59	0.00	2.36	0.24
GS-3	1.59	0.00	1.59	0.00	2.07	0.04
Target Frag	1.59	0.00	1.59	0.00	5.35	2.47

Doses of BaP, benz(a)anthracene, benzo(b)fluoranthene, and benzo(k)fluoranthene in/on the stratum corneum, dermis, and receptor fluid were closely related to their respective concentrations in the soil and fragment test articles. Concentrations of these PAHs in soil test articles are in the range of 3 to 5 ppm for GS-1, 25 to 30 ppm for GS-3, 200 to 300 ppm for GS-2, and 3,500 to 4,500 ppm for target fragments. The corresponding doses in/on stratum corneum, dermis, and receptor fluid correspond with these concentration ranges for the soil test articles, indicating a linear relationship between dermally absorbed doses of these four PAHs and soil concentrations. Chrysene was only detected in the receiving fluid near the reporting limit. The chromatographs for chrysene indicated peak interference, which may account for low responses.

Control samples included evaluations of dermal absorption of BaP from a variety of dosing media including 25 ppm BaP-spiked soil, 1,000 ppm BaP-spiked corn oil, and a radio-labeled testosterone sample. The concentration of the soil test article for GS-3 is similar to that of the BaP-spiked sample. The average absorbed dose in/on the stratum corneum is the same for both the BaP-spiked and the GS-3 test groups; however, the combined average absorbed doses in the dermis and receptor fluid are five times

higher in the BaP-spiked test group compared to the GS-3 soil test article group. The fragment test article exhibited the highest reported average absorbed doses, but these dose levels were consistent with the concentrations of PAHs in the fragment test articles. The corn oil exhibited a similar absorbed dose level as reported for the fragment test article based on the approximate 1,000 ppm concentration of the PAH in corn oil. Likely, the lipophilic BaP exhibited a relatively low partition rate from the corn oil to the skin.

The flux of PAHs across the skin barrier is the metric used to calculate the ABS.d factor. Flux introduces a time component into the dose and is expressed in units of nanograms per square centimeter per hour ($ng/cm^2/hr$). Table 17 provides a summary of flux rates and detection frequencies (lower limit of detection [LLOD]) for BaP, benz(a)anthracene, benzo(b)fluoranthene, benzo(k)fluoranthene, and chrysene during the first 24 hours of the experiment.

Table 17 – Average Flux Rates for PAHs from Soil Test Articles, Fragments, and Controls

	24 Hour Average Flux Rate to Receptor Fluids									
	Benz(a) anthracene		Benzo(a) pyrene		Benzo(b) fluoranthene		Benzo(k) fluoranthene		Chrysene	
	ng/cm²/h	% > LLOQ	ng/cm²/h	% > LLOQ	ng/cm²/h	% > LLOQ	ng/cm²/h	% > LLOQ	ng/cm²/h	% > LLOQ
GS-1	0.003	3	0.003	3	0.036	7	0.001	0	0.00	0
GS-3	0.028	20	0.018	10	0.013	0	0.003	0	0.00	0
GS-2	0.1	33	0.062	27	0.1	13	0.021	17	0.031	3
Target Frag.	1.5	53	0.14	27	0.97	40	0.26	40	0.93	47
BaP Spike	-	-	0.56	40	-	-	-	-	-	-
BaP Oil	-	-	0.43	47	-	-	-	-	-	-

"LLOQ" = lower limit of quantification

As demonstrated in Table 17, the average flux estimates for PAHs associated with soil test article GS-1 during the first 24 hours of the experiment (i.e., before soils were removed from skins) are based on limited numbers of detected sample results with only 3 percent of samples having detectable concentrations for benzo(a)anthracene and benzo(a)pyrene, and only 7 percent detection frequency reported for benzo(b)fluoranthene. Both benzo(k)fluoranthene and chrysene exhibited no detectable sample results. As a result, the dermal absorption test group for soil test article GS-1 is likely to overestimate potential flux.

The large number of samples with non-detected concentrations of PAHs is largely related to the relatively long breakthrough period required to see PAHs on the skin penetrate through the skin into the receptor fluid. Consistent among all testing groups, PAHs are not present in the first five sample collection points from 0 to 8 hours. At 16 hours, PAHs were detected in the receiving fluid. In test articles with lower concentrations of PAHs, these compounds are generally not detected in the receptor fluid.

7 RBAF, ABS.D, SURROGATES, AND PCL CALCULATIONS

The data analysis for the Pilot and Main Studies includes calculation of RBAFs. No dermal penetration testing was performed as part of the Pilot Study; therefore, the ABS.d has only been calculated for the Main Study. In order to calculate the RBAFs, the ratio between doses of parent PAHs ingested by mice was compared to corresponding masses of PAH metabolites in urine for PAHs dosed in the soil matrix. This same comparison was made for the doses and masses of PAHs in the extract (solvent) matrix. The RBAF is a ratio of these two values and can be evaluated point-wise or using a regression approach. The ABS.d factor was calculated based on flux estimates using the dermal absorption doses presented in Section 6. Once calculated, the PAH-specific RBAF and ABS.d values are used to calculate site-specific PCLs. These calculations are summarized below.

7.1 RBAF Calculations

RBAFs were developed for target metabolites analyzed for in urine. RBAFs are calculated for BaP based on both 3-OH-BaP and 9-OH-BaP metabolites for both the 7-day and 14-day sample sets. Appendix J-1 provides a summary of the point-wise RBAF data for the Cage 1 animals, and Appendix J-2 summarizes the point-wise data for the Cage 2 animals. Because of the low concentrations of chrysene in sample GS-1 and the lack of detectible metabolite in the urine samples for this group, RBAFs could not be calculated for sample GS-1. RBAFs were calculated for chrysene based on a data set with four data points: GS-2 Day 7, GS-2 Day 14, GS-3 Day 7, and GS-3 Day 14. Because of a similar lack of detectible metabolites, the RBAF for benz(a)anthracene was based on two data points: GS-2 Day 7 and GS-2 Day14. The low concentrations of 3-OH-BaA and 3-OH-Chry metabolites are largely related to the relatively low fraction of ingested dose represented by these metabolites. Both benz(a)anthracene and chrysene are present in soil test articles at similar levels compared to BaP. Consistent with literature, 3-OH-BaP is a principal metabolite in urine for BaP. RBAFs based on 3-OH-BaP and 9-OH-BaP carry a high degree of confidence. The RBAFs from this evaluation will be applied to remaining target PAHs as surrogates based on similar chemical and physical parameters.

For each diet test group, the average dose of BaP was calculated from the concentration of BaP in the diet and the amount of diet consumed. The average daily dose was converted to units of µmole/d based on the chemical-specific molecular weight. FUE was calculated as:

$$FUE = \frac{(Mass\ of\ BaP\ metabolites\ in\ the\ 48-hour\ pooled\ urine\ sample\ at\ day\ X)}{(Mass\ of\ BaP\ consumed\ 48\ hours\ before\ urine\ collection\ on\ day\ X)}$$

The FUE calculations were performed individually for the animals dosed with the soil test article and for corresponding animals dosed with the extract test article diet. These were designated FUE_{soil} and $FUE_{extract}$.

The RBAF was defined as the ratio of the two FUE metrics.

$$RBAF = (FUE_{soil})/(FUE_{extract})$$

The RBAF calculations are summarized below. RBAFs are presented for soil/extract test groups for GS-1, GS-2, and G-3. The concentrations of individual PAHs in these samples range from approximately 5 ppm each to approximately 400 ppm. Soil test articles for GS-4 and GS-5 range from approximately 0.1 ppm to 0.7 ppm, with analytical results of metabolites largely at or below reporting limits. The RBAF calculation summaries presented below are based on the Day-14 results of data averaged between Cage 1 and Cage 2 for each test group.

Table 18 – RBAF Calculation Summary based on Day-14 Average Mass of PAH Orally Dosed and Average Mass of PAH Metabolites Excreted in Urine

	Dose (µmole/d)		Urine (µmole/d)		FUE_{Soil}	$FUE_{extract}$	RBAF
	Soil	Extract	Soil	Extract			
3OH-BaP							
GS-1	0.022	0.017	0.000041	0.00014	0.0019	0.0082	23
GS-2	0.96	0.53	0.0024	0.0092	0.0025	0.017	14
GS-3	0.14	0.12	0.00024	0.001	0.0017	0.0088	20
9OH-BaP							
GS-1	0.022	0.017	0.000013	0.000064	0.0006	0.0037	16
GS-2	0.96	0.53	0.00075	0.0028	0.00078	0.0053	15
GS-3	0.14	0.12	0.000073	0.00036	0.00047	0.003	16
3OH-Chry							
GS-2	1.03	0.60	0.00094	0.0018	0.00091	0.003	30
GS-3	0.15	0.12	0.00017	0.00057	0.0012	0.0047	25
3OH-BaA							
GS-2	0.92	0.55	0.00007	0.00019	0.000076	0.00034	23

The Day-14 RBAFs for BaP, based on 3-OH-BaP and 9-OH-BaP metabolites, range from 0.14 to 0.23. These results are lower than those reported in the Pilot Study ranging from 0.28 to 0.34. The Pilot Study used estimates of urine volume, which has a large impact on the calculation of RBAFs; therefore, the Main Study RBAFs, based on measured urine volumes, are more accurate than Pilot Study RBAFs. The RBAFs for chrysene, based on the Day-14 urine samples, range from 0.25 to 0.3. This result is also below the Pilot Study range of 0.42 to 0.57. Finally, the Day-14 RBAF for benz(a)anthracene, limited to one measurement based on the GS-2 test group, is 0.23. This RBAF is below the range reported in the pilot study of 0.35 to 0.37. As presented in Appendix D, the Day-7 RBAF for pulverized target fragments was 0.28 for 3-OH-BaP and 0.27 for 9-OH-BaP.

An alternative approach to deriving RBAFs relies on linear regression (Casteel et al. 2001, 2003). In this approach, urinary PAH metabolite excretion rates are regressed against daily PAH intake rates, both for mice treated daily with soil amended and soil extract amended diets. The resulting slopes for the treatments provide estimates of the FUE (additional details are provided in Appendix K), and an RBAF can be estimated as the ratio of the FUEs from the soil and soil-extract amended diets. A 95% upper confidence limit (UCL) on the RBAF is then calculated using Monte Carlo simulation that incorporates all of the available data from the Foster Main Bioavailability Study. The regression analyses demonstrate that the excretion rates are directly proportional to dose rates, and that the RBAF for BaP is less than or equal to 20 percent (refer to Appendix K). The 95% UCL on the RBAF is equivalent to the point estimate RBAF proposed here, and this value of 20 percent is ultimately used as the RBAF for calculating PCLs. Together, the PAH Bioavailability Studies conservatively support the application of RBAFs as follows:

- BaP – 20 percent
- Benz(a)anthracene – 23 percent
- Chrysene – 28 percent

It is concluded that the RBAF of 20 percent for BaP is a conservative estimate based on the regression analyses detailed in Appendix K, all of which yield RBAFs less than or equal to 20 percent.

7.2 ABS.d Calculation

Dermal penetration testing for PAHs in target fragments and soil from the Site demonstrated a decreased dermal absorption of PAHs in the clay target matrix compared to PAHs dosed in either spiked soil or corn oil. The data produced in the dermal penetration testing are presented in terms of absorbed dose in units of ng/cm^2. Dermal absorption is based on flux, which introduces a temporal component to the calculation (ng/cm^2/hr). The calculation of ABS.d is based on the following:

1. Calculation of Experimental Absorption Factor (ABSExp; picograms per square centimeter [pg/cm^2])

$$ABS_{Exp} = (\mathrm{FR_{RF}} \times \mathrm{ET}) + \mathrm{ABSs}$$

where:

FR$_{RF}$ = Flux Rate to Receptor Fluid (pg/cm^2/hr)

ET = Experiment Time (hr)

ABSs = Skin Absorption (pg/cm^2)

2. Calculation of Adjusted Absorption Factor (ABS$_{Adj}$; pg/cm^2)

$$ABS_{Adj} = ABS_{Exp} \times \left(\frac{\mathrm{FSLR}}{\mathrm{ESLR}}\right)$$

where:

FSLR = Field Soil Loading Rate (0.2 mg/cm^2)

ESLR = Experimental Soil Loading Rate at Monolayer (10 mg/cm^2)

3. Calculation of ABS.d (unitless)

$$\text{ABS.d} = \frac{ABS_{Adj}}{(\text{C} \times \text{FSLR} \times \text{CF})}$$

where:

C = Concentration of PAH in Test Article (ng/mg)

CF = Conversion Factor (pg/ng)

The ABS_{Adj} calculation corrects the absorption fraction to account for the application of the 10 mg/cm^2 monolayer in the dermal penetration testing protocol. Just as the RBAF calculations were dominated by a number of factors including concentrations of PAHs and PAH metabolites in urine, food ingestion rates, and daily urine volumes, ABS.d is heavily influenced by the reported soil concentration. As discussed in Section 3, ALS analytical results for soil test articles had difficulty achieving the project-specific target RSD of 20 percent, which, in theory, could have been due to sample heterogeneity or imprecision in the PAH analytical method. Given that diets were prepared, analyzed, and demonstrated to meet the RSD requirements, the high RSDs in the analytical results for the soil test articles were not due to heterogeneity of the soil samples; they were due to imprecision of the analytical method. These analytical uncertainties did not impact interpretation of oral bioavailability data because the oral RBAFs are all based on direct measurements of PAH concentrations in diet. To minimize uncertainties in the ABS.d calculations, the ALS soil concentration data were not used. Instead, the ABS.d calculation is based on concentrations of PAHs in the 5% diets times 20 as a more representative PAH concentration in soil due to much lower RSDs in the analytical database when AXYS performed the analysis.

Table 19 – ABS.d Calculation Summary Based on Cumulative 72-Hour Receptor Fluid Results and Dermis Concentrations at 72-Hours

	Average Flux Rate to Receptor Fluid		Average ABS.d Based on Receptor Fluid	Average ABS.d Based on Receptor Fluid and Dermis
	ng/cm^2/h	% > LLOQ	%	%
Benzo(a)pyrene				
GS-1	0.011	10	0.35	1.3
GS-3	0.03	38	0.16	0.83
GS-2	0.16	56	0.10	0.58
BaP Spike	0.12	56	1.11	8.5
Target Frag	1.1	63	0.06	0.86

	Average Flux Rate to Receptor Fluid		Average ABS.d Based on Receptor Fluid	Average ABS.d Based on Receptor Fluid and Dermis
	ng/cm^2/h	% > LLOQ	%	%
BaP Oil	0.71	68	0.17	1.9
Benz(a)anthracene				
GS-1	0.010	18	0.38	1.4
GS-3	0.03	46	0.18	0.81
GS-2	0.2	60	0.12	0.52
Target Frag	1.7	71	0.11	0.85
Benzo(b)fluoranthene				
GS-1	0.026	8	0.84	3.6
GS-3	0.05	24	0.26	1.38
GS-2	0.2	46	0.15	0.85
Target Frag	1.6	63	0.08	1.05
Benzo(k)fluoranthene				
GS-1	0.005	4	0.18	0.8
GS-3	0.01	28	0.07	0.42
GS-2	0.063	48	0.04	0.28
Target Frag	0.5	63	0.08	1.22
Chrysene				
GS-1	0.000	0	0.00	1.2
GS-3	0.02	8	0.10	0.46
GS-2	0.024	16	0.02	0.07
Target Frag	0.1	45	0.00	0.01
Dibenz(a,h)anthracene				
GS-1	0.003	0	0.74	5.7
GS-3	0.003	0	0.13	0.98
GS-2	0.003	0	0.02	0.15
Target Frag	0.0	0	0.00	0.01

“LLOQ” = lower limit of quantification

The calculated ABS.ds for use in deriving PCLs were determined based on flux rates over 72 hours and do not include the PAHs retained in or on the non-viable stratum corneum. Flux rates were calculated over 72 hours to account for the long lag time observed for PAHs to penetrate through skin membranes to the receptor fluid (i.e., typically greater than 8 hours). The PAHs bound in the stratum corneum or on the surface of the stratum corneum are assumed to be unavailable for penetration to dermis and systemic compartments because the skin sloughs frequently. This assumption is supported by the data presented in Table 16. Concentrations of BaP in the GS-3 and BaP Spike samples were closely related at 28 ppm and 25 ppm, respectively. The corresponding doses of BaP in/on the stratum corneum for GS-3 and the BaP Spike samples were also closely related at 2.31 ng/cm^2 and 3.15 ng/cm^2, respectively. The dermis doses and receptor fluid doses, however, were very different for GS-3 (BaP in soil test article at approximately 28 ppm) and BaP Spike (reagent grade BaP spiked in clean soil at 25 ppm). The dermis dose for GS-3 was 1.74 ng/cm^2 compared to 13 ng/cm^2 for BaP Spike, and the receptor fluid dose for GS-3 was 2.6 ng/cm^2 compared to 8.35 ng/cm^2 for BaP Spike. The dose of BaP penetrating dermis and systemic compartments in the BaP Spike sample was five times greater than the dose reported for GS-3. Because the stratum corneum exhibited similar doses in these two samples 48 hours after the termination of the exposure, regardless of the dose of PAHs moving through the dermis to the receptor fluid, the residual dose from the tape strip samples is unavailable for absorption. However, PAHs remaining in skin samples after tape-stripping are potentially available for systemic absorption. Thus, ABS.d was calculated using the dose of PAH remaining in skin and in receptor fluid after the 72-hour experiment, as shown in Table 20.

Evaluation of dermal penetration is focused on results for soil test articles GS-2 and GS-3. Concentrations of PAHs in soil test article GS-1 were too low to see reportable concentrations of PAHs in the receptor fluid as demonstrated in Table 20. The percentages of receptor fluid samples with detectable concentrations of PAHs ranged from 0 to 18 percent. The high frequency of non-detected results for the GS-1 soil test article means that the calculated ABS.d values are based on the sample-specific reporting limits rather than mass of PAH penetrating the dermal barrier. For these reasons, ABS.d values are based on the results for the GS-2 and GS-3 soil test articles.

As mentioned previously, the calculation of ABS.d is sensitive to the reported concentrations of PAHs in soil. The calculations of ABS.d presented in Table 19 are based on the back-calculation of PAH concentrations in soil using AXYS data for PAH concentrations in diet divided by 5 percent, accounting for the mass of soil in the diet preparation. The only data available for the concentrations of PAHs in soil test articles are the initial analyses prepared by ALS. The PAH concentrations reported by ALS Environmental were generally 40 percent below the back-calculated values using diet concentrations reported by AXYS. Comparisons of target concentrations in diet for PAHs in soil test articles and extracts indicated that the soil data provided by ALS Environmental for test articles were systematically biased low. A sensitivity analysis was performed by calculating ASB.d for BaP using concentrations in soil test articles GS-2 and GS-3 based on ALS analytical results and back-calculated concentrations from AXYS results for diets. Table 20 provides a summary of the respective soil BaP concentrations and corresponding ABS.d for BaP using the two approaches.

Table 20 – Comparison of Effects of Soil Concentrations of Benzo(a)pyrene on ABS.d Calculation

	ALS Soil Test Article Data		AXYS Diet Data	
	Conc. ppm	ABS.d (%)	Conc. ppm	ABS.d (%)
GS-2	183	1.22	383	0.58
GS-3	28	1.51	51	0.83

The relative changes in the ABS.d values are proportional to the relative differences in the soil concentrations used in the calculations. The analytical data presented by AXYS Analytical carry a higher degree of confidence because their analytical results confirmed dose preparations by Ricerca. The recommended ABS.d values for the target PAHs, therefore, are based on the average of the GS-2 and GS-3 ABS.d values for the data set using the back-calculated soil concentrations from the AXYS diet analyses as follows:

- Benz(a)pyrene – 0.007
- Benz(a)anthracene – 0.007
- Benzo(b)fluoranthene – 0.011
- Benzo(k)fluoranthene – 0.0035
- Chrysene – 0.0027
- Dibenz(a,h)anthracene – 0.0057
- Indeno(1,2,3-cd)pyrene – 0.011 (based on benzo(b)fluoranthene)

7.3 Surrogate RBAFs for PAHs

GI absorption of carcinogenic PAHs is principally influenced by the lipophilic nature of these compounds, where the desorption of PAHs from the source materials and solvation by GI fluids (including bile salts) are important prerequisites for intestinal absorption and oral bioavailability (Ruby et al. 2016). GI absorption of PAHs is closely related to mechanisms for digestion of oils and fats including lipolysis and bile production (Rahman et al. 1986). Absorption of carcinogenic PAHs, along with fats and oils, occurs in the small intestines through the formation and uptake of micelles in the presence of bile salts. Multiple investigations of fed and fasted states in both *in vitro* and *in vivo* models demonstrate enhancement of PAH solubility by the presence of mixed intestinal lipids under fed conditions.

Research performed on the uptake of dioxins in food animals has concluded that uptake of dioxins is related to soil characteristics and chemical properties, principally lipophilicity, water solubility, molecular weight, and chlorination (McLachlan 1997 and Roeder et al. 1998). Laurent et al. (2002) performed similar research on PAHs, as well as dioxins, evaluating the portal absorption of radiolabeled 2,3,7,8-tetrachlorodibenzodioxin (TCDD), BaP, and phenanthrene. The authors concluded that phenanthrene, with a three-ring structure and log octanol-water partitioning coefficient (Kow) of 4.5, has a different mechanism of absorption compared with the more lipophilic BaP and TCDD. The authors show that, for

lipophilic compounds such as TCDD and BaP, Kow and water solubility are important factors in GI absorption with lower rates of absorption of these radiolabeled compounds from milk as Kow increases.

Where the lipophilic compounds are associated with environmental media like soil, or in a solid state such as in a target fragment or coal tar pitch, higher Kow would also indicate a greater competition for chemicals such as high-molecular-weight PAHs in the solid phase compared to the aqueous phase, where inclusion into micelles would occur.

Table 21 provides a summary of the chemical and physical properties of the seven PAHs of concern at the former Foster AFB SGR.

Table 21 - Chemical and Physical Properties of PAHs[1]

COC	Number Aromatic Rings	Molecular Weight (g/mole)	Log Kow	Water Solubility (µg/L)
Benz(a)anthracene	4	228	5.76	9.4
Chrysene	4	228	5.81	2.0
Benzo(b)fluoranthene	5	252	5.78	1.5
Benzo(k)fluoranthene	5	252	6.11	0.8
Benzo(a)pyrene	5	252	6.13	1.62
Indeno(1,2,3-cd)pyrene	6	276	6.7	0.19
Dibenz(a,h)anthracene	5	278	6.75	2.49

1. Data are from USEPA Regional Screening Level (RSL) tables (2017a)

Based on physical structure (number of aromatic rings and molecular weight) and chemical properties (log K_{ow} and water solubility), BaP is an appropriate surrogate for benzo(b)fluoranthene, benzo(k)fluoranthene, indeno(1,2,3-cd)pyrene, and dibenz(a,h)anthracene. BaP has the same molecular weight as benzo(b)fluoranthene and benzo(k)fluoranthene. BaP has a five-ring structure, as do benzo(b)fluoranthene, benzo(k)fluoranthene, and dibenz(a,h)anthracene. Indeno(1,2,3-cd)pyrene has a six-ring structure. Benz(a)anthracene and chrysene have four-ring structures. The molecular weights of dibenz(a,h)anthracene (278 g/mole) and indeno(1,2,3-cd)pyrene (276 g/mole) are higher than BaP (252 g/mole), but much higher than the molecular weights of benz(a)anthracene (228 g/mole) and chrysene (228 g/mole). The log K_{ow} and solubility values for benzo(b)fluoranthene, benzo(k)fluoranthene, dibenz(a,h)anthracene, and indeno(1,2,3-cd)pyrene are also quite similar to those of BaP.

The influence of chemical and physical characteristics of the PAHs on absorption through biological membranes is confirmed by the RBA data presented in the Laredo Pilot Study and the Foster PAH Bioavailability Study. In all cases, RBAFs calculated for detectable concentrations of PAH metabolites for benz(a)anthracene and chrysene are higher than the calculated RBAFs for 3-OH-BaP and 9-OH-BaP. These data are consistent with the results reported by Laurent et al. (2002), where lower molecular weight PAHs that are more soluble would be expected to exhibit higher absorption rates.

There is much literature published on the toxicity and carcinogenicity of PAHs in humans. The PAHs subject to this investigation are limited to the seven PAHs defined currently by the USEPA as potentially carcinogenic. BaP is the most studied of the PAHs and, therefore, serves as the basis for evaluation of cancer potency for all potentially carcinogenic PAHs. BaP, benz(a)anthracene, and chrysene were the subjects of the bioavailability studies at the Former Laredo AFB and Former Foster AFB sites. BaP has been recommended as a surrogate for benzo(b)fluoranthene, benzo(k)fluoranthene, dibenz(a,h)anthracene, and indeno(1,2,3-cd)pyrene based on similar structure, water solubility, log K_{ow}, and molecular weight. The recent draft review of relative potency factors (RPFs) for carcinogenic PAHs published by the USEPA provides updates the assumptions concerning the carcinogenicity of these four PAHs compared to BaP (USEPA 2010). Table 22 provides a summary of the current (USEPA 2017b) and proposed RPFs for the four PAHs, which provides the basis of comparison of relative toxicity (carcinogenicity).

Table 22 – Relative Potency Factors for Select PAHs

PAH	Current RPF	Proposed RPF
Benzo(b)fluoranthene	0.1	0.8
Benzo(k)fluoranthene	0.01	0.03
Dibenz(a,h)anthracene	1	10
Indeno(1,2,3-cd)pyrene	0.1	0.07

Comparison of the current and proposed RPFs shows that benzo(b)fluoranthene, benzo(k)fluoranthene, and indeno(1,2,3-cd)pyrene are less potent carcinogens compared to BaP, while dibenzo(a,h)anthracene has similar or greater potency compared to BaP. Benzo(k)fluoranthene and indeno(1,2,3-cd)pyrene exhibit relative potencies between 10 and 100 times lower than BaP; therefore, the use of BaP as a surrogate for these two PAHs is unlikely to introduce a large uncertainty into conclusions of the overall risk assessment for the former Foster AFB Site.

Cancer potencies of benzo(b)fluoranthene and dibenz(a,h)anthracene are comparable to or greater than that of BaP. The relative toxicities of benzo(b)fluoranthene and dibenz(a,h)anthracene compared to BaP are also related to their relative concentrations in the coal tar pitch/limestone matrix of the clay target fragments. Table 23 presents a summary of PAH concentrations in samples of clay target fragments from the former Foster AFB Site.

Table 23 – PAH Concentrations (mg/kg) in Clay Target Fragment Samples from the Former Foster AFB Bioavailability Study

COC	Foster Main Study	Foster Pilot Study
Benzo(a)pyrene	4,430	1,233
Benz(a)anthracene	2,850	1,067
Benzo(b)fluoranthene	3,930	1,533
Benzo(k)fluoranthene	1,960	395
Chrysene	3,720	1,200
Dibenz(a,h)anthracene	696	203
Indeno(1,2,3-cd)pyrene	2,810	946

The concentrations of dibenz(a,h)anthracene in clay target fragments are consistently less than half the concentrations of BaP. Although dibenz(a,h)anthracene is potentially a more potent carcinogen, the lower concentrations of dibenz(a,h)anthracene counteract its similar or potentially higher cancer potency compared to BaP. Benzo(b)fluoranthene is present at slightly lower concentrations compared to BaP in target fragments and exhibits a lower cancer potency than BaP. The application of BaP as a surrogate for estimating the relative bioavailability of benzo(b)fluoranthene and dibenz(a,h)anthracene in clay target fragments introduces a moderate risk of either underestimating or overestimating potential risk from incidental ingestion of soil from the former Foster AFB Site. As with all extrapolations in the environmental field, there is unavoidable uncertainty with the present state of knowledge.

7.4 PCL Calculation

PCLs were calculated based on the equations, factors, and assumptions presented in the TRRP rule (30 Texas Administrative Code [TAC] §350, Subchapter D). The critical PCLs for PAHs in soil at the former Foster AFB are based on direct contact by commercial/industrial receptors, which are evaluated using the $^{Tot}Soil_{Comb}$ PCL. The $^{Tot}Soil_{Comb}$ PCL calculations for PAHs have three Risk-Based Exposure Limit (RBEL) pathways including:

1. Dermal contact with COCs ($^{Soil}RBEL_{Derm\text{-}c}$) as described in 30 TAC §350.74(c).
    a. Carcinogenic

$$^{Soil}RBEL_{Derm-c} = \frac{(RL \times BW.A \times ATc \times 365\ days/yr)}{(SF \times MF \times 10^{-6}\ kg/mg \times ED.w \times EF.w \times SA.w \times AF.w \times ABS.d)}$$

where:

RL – Risk Level - 10^{-5}

BW.A – Body Weight – adult - 70 kg

ATc – Averaging Time – carcinogens - 70 years

SF – Cancer Potency Slope Factor - chemical specific $(mg/kg\text{-}day)^{-1}$

MF – Modifying Factor – 1 for PAHs

ED.w – Exposure Duration – worker - 25 years

EF.w – Exposure Frequency – worker – 250 days

SA.w – Skin Surface Area – worker – 2,500 cm^2

AF.w – Soil-to-Skin Adherence Factor – worker – 0.2 mg/cm^2-event

ABS.d – Dermal Absorption Factor – chemical-specific

b. Noncarcinogenic

$$^{Soil}RBEL_{Derm-nc} = \frac{(HQ \times RfD_d \times BW.A \times AT.w \times 365\ days/yr)}{(10^{-6}\ kg/mg \times ED.w \times EF.w \times SA.w \times AF.w \times ABS.d)}$$

where:

HQ – Hazard Quotient – 1 (unitless)

RfDd – Dermal Reference Dose (mg/kg-day) – chemical-specific

AT.w – Averaging Time – noncarcinogens (yr) – 25 years

2. Ingestion of COCs in soil (SoilRBELIng-c) as described in 30 TAC §350.74(d).

a. Carcinogenic

$$^{Soil}RBEL_{Ing-c} = \frac{(RL \times BW.A \times ATc \times 365\ days/yr)}{(SF \times MF \times 10^{-6}\ kg/mg \times ED.w \times EF.w \times IRsoil.w \times RBAF)}$$

where:

IRsoil.w - Soil Ingestion Rate – worker – 100 mg/day

RBAF - Relative Bioavailability Factor – chemical-specific (unitless)

b. Noncarcinogenic

$$^{Soil}RBEL_{Ing-nc} = \frac{(HQ \times BW.A \times RfD_o \times AT.w \times 365\ days/yr)}{(10^{-6}\ kg/mg \times ED.w \times EF.w \times IRsoil.w \times RBAF)}$$

where:

RfDo – Oral Reference Dose (mg/kg-day) – chemical-specific

3. Inhalation of COCs from air ($^{Air}RBEL_{Inh\text{-}VP}$) as described in 30 TAC §350.74(d).

   a. Carcinogenic

$$^{Air}RBEL_{Inh-c} = \frac{(RL \times ATc \times 365\ days/yr)}{(URF \times 10^3\ \mu g/mg \times ED.w \times EF.w)}$$

where:

URF – Unit Risk Factor – chemical-specific (µg/m^3)

   b. Noncarcinogenic

$$^{Air}RBEL_{Inh-nc} = \frac{(RfC \times HQ \times AT.w \times 365\ days/yr)}{(ED.w \times EF.w)}$$

where:

RfC – Reference Concentration (mg/m^3) – chemical-specific

   c. The PCL for the inhalation of COC vapors or adsorbed to fugitive dusts is calculated individually for carcinogenic and noncarcinogenic endpoints based on the PCL calculations described in 30 TAC §350.75(b)(1).

$$^{Air}Soil_{Inh-VP} = \frac{^{Air}RBEL_{Inh-VP}}{VF_{SS} + PEF}$$

where:

VF_{SS} – Volatilization Factor – chemical-specific $\frac{mg/m^3-air}{mg/kg-soil}$

PEF – Particulate Emission Factor – 2.09 x 10^{-9} $\frac{mg/m^3-air}{mg/kg-soil}$

The RBELs can be re-calculated using site-specific RBAFs as described in 30 TAC §350.74(j)(1)(C) and ABS.d as described in 30 TAC §350.74(j)(1)(B). Ingestion RBEL and dermal contact RBEL are equivalent to their respective PCLs. The $^{Tot}Soil_{Comb}$ PCL is calculated individually for the carcinogenic and noncarcinogenic endpoints using the equation presented in 30 TAC §350.75(b)(1), and the lowest of the two resulting values is selected as the final $^{Tot}Soil_{comb}$ PCL (see Appendix J-3 for additional details):

$$^{Tot}Soil_{Comb} = \frac{1}{\left(\frac{1}{^{Soil}RBEL_{Ing}}\right) + \left(\frac{1}{^{Soil}RBEL_{Derm}}\right) + \left(\frac{1}{^{Air}Soil_{Inh-VP}}\right)}$$

Based on the equations, factors, and assumptions presented in the TRRP rule, site-specific PCLs can be calculated by adjusting the RBAFs for PAHs as previously described and ABS.d values to determine the potential impact of applying site-specific dermal absorption values. A summary of potential site-specific $^{Tot}Soil_{Comb}$ PCLs for PAHs at the Former Foster AFB is presented below.

Table 24 – Summary of Tier 2 $^{Tot}Soil_{Comb}$ PCLs for PAHs at the Former Foster AFB (mg/kg)

COC	Slope Factor $(mg/kg\text{-}day)^{-1}$	IUR $(mg/m^3)^{-1}$	RfDo (mg/kg-day)	RfC (mg/m^3)	RBAF (unitless)	ABS.d (unitless)	$^{Tot}Soil_{Comb}$ (mg/kg)
Benz(a)anthracene	0.1	0.00006	--	--	0.23	0.007	880[a]
Benzo(a)pyrene	1	0.0006	0.0003	0.000002	0.2	0.007	43[b]
Benzo(b)fluoranthene	0.1	0.00006	--	--	0.2	0.011	980[a]
Benzo(k)fluoranthene	0.01	0.000006	--	--	0.2	0.0035	12,000[a]
Dibenz(a,h)anthracene	1	0.0006	--	--	0.2	0.0057	120[a]
Indeno(1,2,3-cd)pyrene	0.1	0.0006	--	--	0.2	0.011	1,100[a]

a. Based on carcinogenic endpoint
b. Based on noncarcinogenic endpoint
c. Chrysene is not a COC at the former Foster AFB.

8 CONCLUSIONS

Based on the results of the PAH Bioavailability Study for the former Foster AFB Site, the following conclusions have been made:

- Reproducible soil test articles can be reliably prepared from bulk soil samples through soil sample sieving and mixing procedures developed in these studies.
- Diets prepared from soil test articles and extracts can be reliably prepared, controlling the dose of environmental contaminants delivered to test animals for the purpose of evaluating bioavailability using procedures in this study.
- An analytical methodology to quantify the concentrations of urinary PAH metabolites has sufficient sensitivity to evaluate oral bioavailability soil samples impacted with PAHs down to approximately 1 mg/kg based on BaP concentrations and 10 mg/kg for chrysene and benz(a)anthracene concentrations.
- RBAFs based on FUE calculations have provided consistent results between samples and studies in the literature.
- Conservative RBAFs for PAHs at the former Foster AFB Site are: 1) 0.2 for BaP, benzo(b)fluoranthene, benzo(k)fluoranthene, dibenz(a,h)anthracene, and indeno(1,2,3-cd)pyrene; 2) 0.23 for benz(a)anthracene; and 3) 0.28 for chrysene.
- Dermal penetration testing carries sufficient sensitivity to evaluate ABS.d from soil samples impacted with PAHs down to approximately 10 mg/kg (below 10 mg/kg, LLODs will dictate ABS.d with ABS.ds increasing as concentrations of PAH further decrease).
- PCLs for BaP increase by approximately a factor of 2 above the published Tier 1 PCLs based solely on application of site-specific RBAFs.
- PCLs for BaP increase as much as by a factor of 2.5 times above published Tier 1 PCLs based on both site-specific RBAFs and ABS.d values
- Recommended Tier 2 PCLs for Commercial/Industrial land use at the former Foster AFB Skeet Range Site are as follows:
    - Benzo(a)pyrene – 43 mg/kg
    - Benz(a)anthracene – 880 mg/kg
    - Benzo(b)fluoranthene – 980 mg/kg
    - Benzo(k)fluoranthene – 12,000 mg/kg
    - Dibenz(a,h)anthracene – 120 mg/kg
    - Indeno(1,2,3-cd)pyrene – 1,100 mg/kg

9 REFERENCES

Beland, F.A. and S.J. Culp. 1998. Chronic Bioassay of Two Composite Samples from Selected Manufactured Gas Plant Waste Sites. Technical Report for Experiment No. 6722.02, Division for Biochemical Toxicology, National Center for Toxicological Research, Jefferson, Arkansas.

Casteel, S.W., Evans, T., Dunsmore, M.E., Weis, C.P., Brattin W.J. 2001. Final report: Relative bioavailability of arsenic in soils from the VB170 Site. U.S. EPA- Region 8. Denver, Colorado. January.

Casteel, S.W., Evans, T., Morris, S., Griffin, S., Brattin W.J., Wahlquist, A.M. 2003. Report: Relative bioavailability of arsenic in soils from Butte, Montana. U.S. EPA- Region 8. Denver, Colorado. March.

Culp, S.J., D.W. Gaylor, W.G. Sheldon, L.S. Goldstein, and F.A. Beland. 1998. A Comparison of Tumors Induced by Coal Tar and Benzo(a)pyrene in 2-year Bioassay. Carcinogenesis, Vol. 19, No. 1: pp. 117-124.

Gy, Pierre M. Sampling of Heterogenous and Dynamic Material Systems: Theories of Heterogeneity, Sampling and Homogenizing (Data Handling in Science and Technology). Elsevier Science Publishers Ltd., 1992.

ITRC. 2003.Technical/Regulatory Guidelines. Characterization and Remediation of Soils at Closed Small Arms Firing Ranges. Interstate Technology Regulatory Council. January 2003.

Laurent, C., C. Feidt, N. Grova, D. Mpassi, E. Lichtfouse, F. Laurent, and G. Rychen. 2002. Portal Absorption of 14C After Ingestion of Spiked Milk with 14C-phenathrene, 14C-benzo(a)pyrene, and 14C-TCDD in Growing Pigs. Chemosphere, Vol. 48: pp. 843-848.

Magee, B.H., Dolan, D.G., Paley, D.A., and Weyand, E. 1999. Benzo[a]pyrene bioavailability from residential soils. The Toxicologist (48):11.

McLachlan, M.S. 1997. A Simple Model to Predict Accumulation PCDD/Fs in an Agricultural Food Chain. Chemosphere, Vol. 34: pp. 1263–1276.

Pika-Malcolm Pirnie. 2014. “Investigation Plan for Former Laredo Air Force Base PAH Bioavailability Study. Prepared for Fort Worth District, U.S. Army Corps of Engineers, prepared by Pika/Pirnie JVC, November 2014.

Rahman, A., Barrowman, J.A., and Rahimtula, A. 1986. The influence of bile on the bioavailability of polynuclear aromatic hydrocarbons from the rat intestine. *Canadian journal of physiology and pharmacology*, 64(9), pp.1214-1218.

Roeder, R.A., M.J. Garber, and G.T. Schelling. 1998. Assessment of Dioxins in Foods from Animal Origins. *Journal of Animal Sciences*, Vol. 76: pp. 142-151.

Roy, T.A., Krueger, A.J., Taylor, B.B., Mauro, D.M. and Goldstein, L.S. 1998. Studies estimating the dermal bioavailability of polynuclear aromatic hydrocarbons from manufactured gas plant tar-contaminated soils. *Environmental Science & Technology*, 32(20), pp.3113-3117.

Ruby, M.V., Y.W. Lowney, A.L. Bunge, S.M. Roberts, J.L. Gomez-Eyles, U. Ghosh, J. Kissel, P. Tomlinson, and C.A. Menzie. 2016. Oral Bioavailability, Bioaccessibility, and Dermal Absorption of PAHs from Soil - State of the Science. *Environmental Science & Technology*, Vol. 50, No. 5: pp. 2151-2164.

USACE. 2001. Engineer Manual 200-1-7: Environmental Quality Performance Evaluation (PE) Program. EM 200-1-7. U.S. Army Corps of Engineers. Washington, D.C. February 1. Available online: http://www.publications.usace.army.mil/Portals/76/Publications/EngineerManuals/EM_200-1-7.pdf?ver=2013-09-04-070851-637.

USEPA. 2004. Risk Assessment Guidance for Superfund Volume I: Human Health Evaluation Manual (Part E, Supplemental Guidance for Dermal Risk Assessment). United States Environmental Protection Agency, EPA/540/R/99/005, June 2004.

USEPA. 2010. Development of a Relative Potency Factor (RPF) Approach for Polycyclic Aromatic Hydrocarbon (PAH) Mixtures. EPA/635/R-08-012A. Integrated Risk Information System (IRIS). Washington, D.C. February.

USEPA. 2017a. Regional Screening Levels (RSLs). Accessed online [July 7] at: https://www.epa.gov/risk/regional-screening-levels-rsls.

USEPA. 2017b. Regional Screening Levels (RSLs) – User's Guide (June 2017). Accessed online [June 22] at: https://www.epa.gov/risk/regional-screening-levels-rsls-users-guide-june-2017.

Wester, R.D., Maibach, H.I., Bucks, D.A., Sedik, L., Melendres, J., Liao, C., and DiZio, S. 1990. Percutaneous Absorption of [14C] DDT and [14C] Benzo(a)pyrene from Soil. *Fundam. Appl. Toxicol*. Vol. 15: pp. 510-516.

Washington Group International. 2004. White Paper, Summary of Preliminary Data for Affected Property Assessment Report and Proposed Sampling Strategy for Remediation to Achieve Regulatory Closure of the Former Foster Air Force Base Skeet Range, December 2004, submitted January 2005.

Xia, H., J.L. Gomez-Eyles, and U. Ghosh. 2016. Effects on Polycyclic Aromatic Hydrocarbon Source Materials and Soil Components on Partitioning and Dermal Uptake. *Environ. Sci. Tech*., Vol. 50, No. 7: pp. 3444-3452.

FIGURES

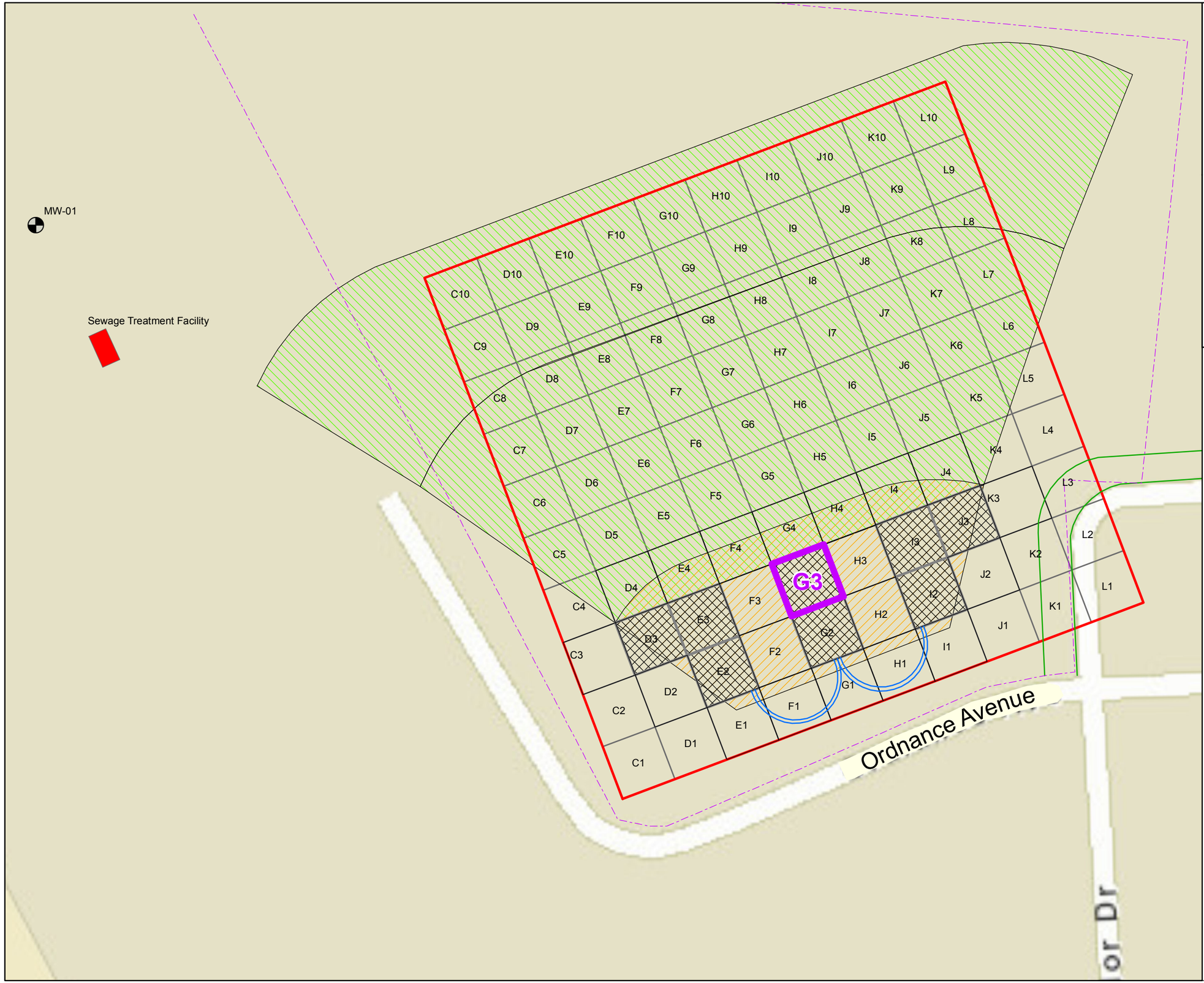

Legend

- Monitoring Well
- Shooting Platforms
- Firing Range Boundary
- Storm Water Channel
- Area for Composite Sample
- Grids with PAH exceedances(2004-2006)
- Building
- Estimated Impact Zone for Clay
- Estimated Impact Zone for Lead
- Grids

N
W E
S

0 37.5 75 150 225 300
Feet

PIKA International, Inc.
12723 Capricorn Dr. Ste#500
Stafford, TX 77477

Former Foster Air Force Base
Victoria, TX

Figure 1 - Pilot Study Sample Location

Drawn On: 8/31/2011 Drawn By: QX

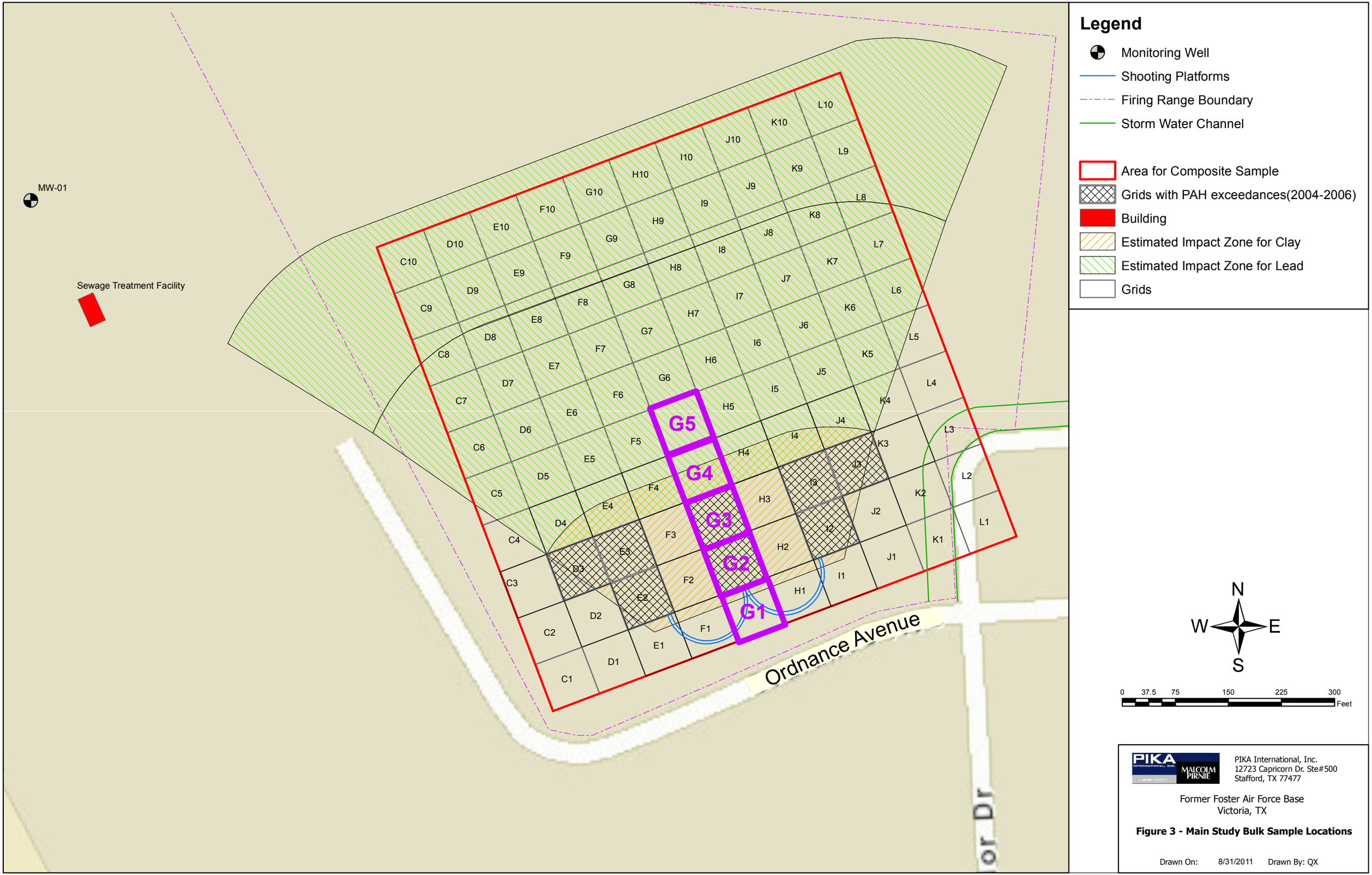

Legend
Monitoring Well
Shooting Platforms
Firing Range Boundary
Storm Water Channel
Area for Composite Sample
Grids with PAH exceedances(2004-2006)
Building
Estimated Impact Zone for Clay
Estimated Impact Zone for Lead
Grids
MW-01
Sewage Treatment Facility
G1
G2
G3
G4
G5
Ordnance Avenue
N
W
E
S
0 37.5 75 150 225 300
Feet
PIKA International, Inc.
12723 Capricorn Dr. Ste#500
Stafford, TX 77477
Former Foster Air Force Base
Victoria, TX
Figure 3 - Main Study Bulk Sample Locations
Drawn On: 8/31/2011 Drawn By: QX

APPENDIX A

Pilot Study ALS Environmental Soil and Diet Analytical Reports

01-Mar-2013

Glenn Hoeger
ARCADIS U.S., Inc.
One South Church Avenue, Suite 1120
Tucson, AZ 85701

Tel: (520) 629-8282
Fax: (520) 620-6476

Re: Former Foster AFB Skeet Range Work Order: **1302027**

Dear Glenn,

ALS Environmental received 16 samples on 25-Jan-2013 09:55 AM for the analyses presented in the following report.

The analytical data provided relates directly to the samples received by ALS Environmental and for only the analyses requested. Results are expressed as "as received" unless otherwise noted.

QC sample results for this data met EPA or laboratory specifications except as noted in the Case Narrative or as noted with qualifiers in the QC batch information. Should this laboratory report need to be reproduced, it should be reproduced in full unless written approval has been obtained by ALS Environmental. Samples will be disposed in 30 days unless storage arrangements are made.

The total number of pages in this report is 26.

If you have any questions regarding this report, please feel free to call me.

Sincerely,

Bethany McDaniel

Electronically approved by: Kristin M Brown

Bethany McDaniel
Project Manager

Certificate No: T104704231-12-10

ALS Environmental

Date: 01-Mar-13

Client: ARCADIS U.S., Inc.
Project: Former Foster AFB Skeet Range
Work Order: **1302027**

Work Order Sample Summary

Lab Samp ID	Client Sample ID	Matrix	Tag Number	Collection Date	Date Received	Hold
1302027-01	VAR Runway Sample	Soil		1/24/2013 16:06	1/25/2013 09:55	☐
1302027-02	FAFB-BSS-UNIMPACTED	Soil		1/24/2013 16:20	1/25/2013 09:55	☐
1302027-03	FAFB-BSS-G3-01	Soil		1/24/2013 16:40	1/25/2013 09:55	☐
1302027-04	FAFB-BSS-G3-02	Soil		1/24/2013 16:50	1/25/2013 09:55	☐
1302027-05	Pre Oven 1	Soil		1/24/2013 16:40	1/25/2013 09:55	☐
1302027-06	Post Oven 1	Soil		1/24/2013 16:40	1/25/2013 09:55	☐
1302027-07	Post Sieve Oven 1	Soil		1/24/2013 16:40	1/25/2013 09:55	☐
1302027-08	Pre Oven 2	Soil		1/24/2013 16:40	1/25/2013 09:55	☐
1302027-09	Post Oven 2	Soil		1/24/2013 16:40	1/25/2013 09:55	☐
1302027-10	Post Sieve Oven 2	Soil		1/24/2013 16:40	1/25/2013 09:55	☐
1302027-11	Pre Air 1	Soil		1/24/2013 16:40	1/25/2013 09:55	☐
1302027-12	Post Air 1	Soil		1/24/2013 16:40	1/25/2013 09:55	☐
1302027-13	Post Sieve Air 1	Soil		1/24/2013 16:40	1/25/2013 09:55	☐
1302027-14	Pre Air 2	Soil		1/24/2013 16:40	1/25/2013 09:55	☐
1302027-15	Post Air 2	Soil		1/24/2013 16:40	1/25/2013 09:55	☐
1302027-16	Post Sieve Air 2	Soil		1/24/2013 16:40	1/25/2013 09:55	☐

Client:	ARCADIS U.S., Inc.
Project:	Former Foster AFB Skeet Range
Work Order:	1302027

Case Narrative

Semi-Volatile Organics, all samples were extracted out of holding time per client's request.

Semi-Volatile Organ s, Samples Post Oven 1, Pre Oven 2, Post Oven 2, Post Sieve Oven 2, Post Air 1, Post Sieve Air 1, Pre Air 2, Post Air 2, Post Sieve Air 2: Surrogate recoveries were out of control limits due to sample dilution.

Semi-Volatile Organics, Post Oven 1 MS: some analyte recoveries out of limits due to dilution and possible matrix interference.

ALS Environmental

Date: *01-Mar-13*

Client: ARCADIS U.S., Inc.
Project: Former Foster AFB Skeet Range
Work Order: 1302027
Sample ID: VAR Runway Sample
Lab ID: 1302027-01
Collection Date: 1/24/2013 04:06 PM
Matrix: SOIL

Analyses	Result	Qual	Report Limit	Units	Dilution Factor	Date Prep	Date Analyzed
PAHS			**SW8270**				Analyst: **JLJ**
Acenaphthene	ND	H	170	µg/Kg	1	2/21/2013	2/28/2013 01:33 PM
Acenaphthylene	ND	H	170	µg/Kg	1	2/21/2013	2/28/2013 01:33 PM
Anthracene	ND	H	170	µg/Kg	1	2/21/2013	2/28/2013 01:33 PM
Benz(a)anthracene	ND	H	170	µg/Kg	1	2/21/2013	2/28/2013 01:33 PM
Benzo(a)pyrene	ND	H	170	µg/Kg	1	2/21/2013	2/28/2013 01:33 PM
Benzo(b)fluoranthene	ND	H	170	µg/Kg	1	2/21/2013	2/28/2013 01:33 PM
Benzo(g,h,i)perylene	ND	H	170	µg/Kg	1	2/21/2013	2/28/2013 01:33 PM
Benzo(k)fluoranthene	ND	H	170	µg/Kg	1	2/21/2013	2/28/2013 01:33 PM
Chrysene	ND	H	170	µg/Kg	1	2/21/2013	2/28/2013 01:33 PM
Dibenz(a,h)anthracene	ND	H	170	µg/Kg	1	2/21/2013	2/28/2013 01:33 PM
Fluoranthene	ND	H	170	µg/Kg	1	2/21/2013	2/28/2013 01:33 PM
Fluorene	ND	H	170	µg/Kg	1	2/21/2013	2/28/2013 01:33 PM
Indeno(1,2,3-cd)pyrene	ND	H	170	µg/Kg	1	2/21/2013	2/28/2013 01:33 PM
Naphthalene	ND	H	170	µg/Kg	1	2/21/2013	2/28/2013 01:33 PM
Phenanthrene	ND	H	170	µg/Kg	1	2/21/2013	2/28/2013 01:33 PM
Pyrene	ND	H	170	µg/Kg	1	2/21/2013	2/28/2013 01:33 PM
Surr: 2-Fluorobiphenyl	*86.8*		*43-125*	*%REC*	1	2/21/2013	2/28/2013 01:33 PM
Surr: 4-Terphenyl-d14	*93.1*		*32-125*	*%REC*	1	2/21/2013	2/28/2013 01:33 PM
Surr: Nitrobenzene-d5	*78.0*		*37-125*	*%REC*	1	2/21/2013	2/28/2013 01:33 PM

Note: See Qualifiers Page for a list of qualifiers and their explanation.

ALS Environmental

Date: *01-Mar-13*

Client: ARCADIS U.S., Inc.

Project: Former Foster AFB Skeet Range **Work Order:** 1302027

Sample ID: Pre Oven 1 **Lab ID:** 1302027-05

Collection Date: 1/24/2013 04:40 PM **Matrix:** SOIL

Analyses	Result	Qual	Report Limit	Units	Dilution Factor	Date Prep	Date Analyzed
PAHS			**SW8270**				Analyst: **JLJ**
Acenaphthene	**12,000**	H	**1,700**	**µg/Kg**	10	2/21/2013	2/26/2013 05:11 PM
Acenaphthylene	ND	H	1,700	µg/Kg	10	2/21/2013	2/26/2013 05:11 PM
Anthracene	**38,000**	H	**1,700**	**µg/Kg**	10	2/21/2013	2/26/2013 05:11 PM
Benz(a)anthracene	**320,000**	H	**17,000**	**µg/Kg**	100	2/21/2013	2/26/2013 05:56 PM
Benzo(a)pyrene	**320,000**	H	**17,000**	**µg/Kg**	100	2/21/2013	2/26/2013 05:56 PM
Benzo(b)fluoranthene	**490,000**	H	**17,000**	**µg/Kg**	100	2/21/2013	2/26/2013 05:56 PM
Benzo(g,h,i)perylene	**180,000**	H	**17,000**	**µg/Kg**	100	2/21/2013	2/26/2013 05:56 PM
Benzo(k)fluoranthene	**150,000**	H	**17,000**	**µg/Kg**	100	2/21/2013	2/26/2013 05:56 PM
Chrysene	**380,000**	H	**17,000**	**µg/Kg**	100	2/21/2013	2/26/2013 05:56 PM
Dibenz(a,h)anthracene	**51,000**	H	**1,700**	**µg/Kg**	10	2/21/2013	2/26/2013 05:11 PM
Fluoranthene	**530,000**	H	**17,000**	**µg/Kg**	100	2/21/2013	2/26/2013 05:56 PM
Fluorene	**7,400**	H	**1,700**	**µg/Kg**	10	2/21/2013	2/26/2013 05:11 PM
Indeno(1,2,3-cd)pyrene	**220,000**	H	**17,000**	**µg/Kg**	100	2/21/2013	2/26/2013 05:56 PM
Naphthalene	**8,800**	H	**1,700**	**µg/Kg**	10	2/21/2013	2/26/2013 05:11 PM
Phenanthrene	**270,000**	H	**17,000**	**µg/Kg**	100	2/21/2013	2/26/2013 05:56 PM
Pyrene	**490,000**	H	**17,000**	**µg/Kg**	100	2/21/2013	2/26/2013 05:56 PM
Surr: 2-Fluorobiphenyl	*69.0*		*43-125*	*%REC*	10	2/21/2013	2/26/2013 05:11 PM
Surr: 2-Fluorobiphenyl	*103*		*43-125*	*%REC*	100	2/21/2013	2/26/2013 05:56 PM
Surr: 4-Terphenyl-d14	*97.7*		*32-125*	*%REC*	10	2/21/2013	2/26/2013 05:11 PM
Surr: 4-Terphenyl-d14	*115*		*32-125*	*%REC*	100	2/21/2013	2/26/2013 05:56 PM
Surr: Nitrobenzene-d5	*104*		*37-125*	*%REC*	100	2/21/2013	2/26/2013 05:56 PM
Surr: Nitrobenzene-d5	*77.9*		*37-125*	*%REC*	10	2/21/2013	2/26/2013 05:11 PM

Note: See Qualifiers Page for a list of qualifiers and their explanation.

ALS Environmental

Date: *01-Mar-13*

Client: ARCADIS U.S., Inc.

Project: Former Foster AFB Skeet Range **Work Order:** 1302027

Sample ID: Post Oven 1 **Lab ID:** 1302027-06

Collection Date: 1/24/2013 04:40 PM **Matrix:** SOIL

Analyses	Result	Qual	Report Limit	Units	Dilution Factor	Date Prep	Date Analyzed
PAHS			**SW8270**				Analyst: **JLJ**
Acenaphthene	**48,000**	H	**25,000**	**µg/Kg**	100	2/21/2013	2/27/2013 10:54 AM
Acenaphthylene	ND	H	25,000	µg/Kg	100	2/21/2013	2/27/2013 10:54 AM
Anthracene	**130,000**	H	**25,000**	**µg/Kg**	100	2/21/2013	2/27/2013 10:54 AM
Benz(a)anthracene	**820,000**	H	**130,000**	**µg/Kg**	500	2/21/2013	2/27/2013 01:09 PM
Benzo(a)pyrene	**900,000**	H	**130,000**	**µg/Kg**	500	2/21/2013	2/27/2013 01:09 PM
Benzo(b)fluoranthene	**1,200,000**	H	**130,000**	**µg/Kg**	500	2/21/2013	2/27/2013 01:09 PM
Benzo(g,h,i)perylene	**600,000**	H	**25,000**	**µg/Kg**	100	2/21/2013	2/27/2013 10:54 AM
Benzo(k)fluoranthene	**370,000**	H	**25,000**	**µg/Kg**	100	2/21/2013	2/27/2013 10:54 AM
Chrysene	**870,000**	H	**130,000**	**µg/Kg**	500	2/21/2013	2/27/2013 01:09 PM
Dibenz(a,h)anthracene	**220,000**	H	**25,000**	**µg/Kg**	100	2/21/2013	2/27/2013 10:54 AM
Fluoranthene	**1,200,000**	H	**130,000**	**µg/Kg**	500	2/21/2013	2/27/2013 01:09 PM
Fluorene	**34,000**	H	**25,000**	**µg/Kg**	100	2/21/2013	2/27/2013 10:54 AM
Indeno(1,2,3-cd)pyrene	**670,000**	H	**25,000**	**µg/Kg**	100	2/21/2013	2/27/2013 10:54 AM
Naphthalene	**36,000**	H	**25,000**	**µg/Kg**	100	2/21/2013	2/27/2013 10:54 AM
Phenanthrene	**650,000**	H	**25,000**	**µg/Kg**	100	2/21/2013	2/27/2013 10:54 AM
Pyrene	**1,100,000**	H	**130,000**	**µg/Kg**	500	2/21/2013	2/27/2013 01:09 PM
Surr: 2-Fluorobiphenyl	*0*	S	*43-125*	*%REC*	100	2/21/2013	2/27/2013 10:54 AM
Surr: 2-Fluorobiphenyl	*0*	S	*43-125*	*%REC*	500	2/21/2013	2/27/2013 01:09 PM
Surr: 4-Terphenyl-d14	*0*	S	*32-125*	*%REC*	100	2/21/2013	2/27/2013 10:54 AM
Surr: 4-Terphenyl-d14	*0*	S	*32-125*	*%REC*	500	2/21/2013	2/27/2013 01:09 PM
Surr: Nitrobenzene-d5	*0*	S	*37-125*	*%REC*	500	2/21/2013	2/27/2013 01:09 PM
Surr: Nitrobenzene-d5	*0*	S	*37-125*	*%REC*	100	2/21/2013	2/27/2013 10:54 AM

Note: See Qualifiers Page for a list of qualifiers and their explanation.

ALS Environmental

Date: *01-Mar-13*

Client: ARCADIS U.S., Inc.

Project: Former Foster AFB Skeet Range **Work Order:** 1302027

Sample ID: Post Sieve Oven 1 **Lab ID:** 1302027-07

Collection Date: 1/24/2013 04:40 PM **Matrix:** SOIL

Analyses	Result	Qual	Report Limit	Units	Dilution Factor	Date Prep	Date Analyzed
PAHS			**SW8270**				Analyst: **JLJ**
Acenaphthene	**520**	H	**170**	**µg/Kg**	1	2/21/2013	2/27/2013 06:01 PM
Acenaphthylene	ND	H	170	µg/Kg	1	2/21/2013	2/27/2013 06:01 PM
Anthracene	**3,300**	H	**170**	**µg/Kg**	1	2/21/2013	2/27/2013 06:01 PM
Benz(a)anthracene	**48,000**	H	**1,700**	**µg/Kg**	10	2/21/2013	2/26/2013 06:18 PM
Benzo(a)pyrene	**46,000**	H	**1,700**	**µg/Kg**	10	2/21/2013	2/26/2013 06:18 PM
Benzo(b)fluoranthene	**110,000**	H	**17,000**	**µg/Kg**	100	2/21/2013	2/26/2013 06:41 PM
Benzo(g,h,i)perylene	**37,000**	H	**1,700**	**µg/Kg**	10	2/21/2013	2/26/2013 06:18 PM
Benzo(k)fluoranthene	**23,000**	H	**1,700**	**µg/Kg**	10	2/21/2013	2/26/2013 06:18 PM
Chrysene	**89,000**	H	**17,000**	**µg/Kg**	100	2/21/2013	2/26/2013 06:41 PM
Dibenz(a,h)anthracene	**14,000**	H	**1,700**	**µg/Kg**	10	2/21/2013	2/26/2013 06:18 PM
Fluoranthene	**110,000**	H	**17,000**	**µg/Kg**	100	2/21/2013	2/26/2013 06:41 PM
Fluorene	**710**	H	**170**	**µg/Kg**	1	2/21/2013	2/27/2013 06:01 PM
Indeno(1,2,3-cd)pyrene	**42,000**	H	**1,700**	**µg/Kg**	10	2/21/2013	2/26/2013 06:18 PM
Naphthalene	**1,200**	H	**170**	**µg/Kg**	1	2/21/2013	2/27/2013 06:01 PM
Phenanthrene	**45,000**	H	**1,700**	**µg/Kg**	10	2/21/2013	2/26/2013 06:18 PM
Pyrene	**46,000**	H	**1,700**	**µg/Kg**	10	2/21/2013	2/26/2013 06:18 PM
Surr: 2-Fluorobiphenyl	*83.5*		*43-125*	*%REC*	1	2/21/2013	2/27/2013 06:01 PM
Surr: 2-Fluorobiphenyl	*92.0*		*43-125*	*%REC*	10	2/21/2013	2/26/2013 06:18 PM
Surr: 2-Fluorobiphenyl	*108*		*43-125*	*%REC*	100	2/21/2013	2/26/2013 06:41 PM
Surr: 4-Terphenyl-d14	*124*		*32-125*	*%REC*	1	2/21/2013	2/27/2013 06:01 PM
Surr: 4-Terphenyl-d14	*98.3*		*32-125*	*%REC*	10	2/21/2013	2/26/2013 06:18 PM
Surr: 4-Terphenyl-d14	*125*		*32-125*	*%REC*	100	2/21/2013	2/26/2013 06:41 PM
Surr: Nitrobenzene-d5	*104*		*37-125*	*%REC*	100	2/21/2013	2/26/2013 06:41 PM
Surr: Nitrobenzene-d5	*92.2*		*37-125*	*%REC*	1	2/21/2013	2/27/2013 06:01 PM
Surr: Nitrobenzene-d5	*93.0*		*37-125*	*%REC*	10	2/21/2013	2/26/2013 06:18 PM

Note: See Qualifiers Page for a list of qualifiers and their explanation.

ALS Environmental

Date: *01-Mar-13*

Client: ARCADIS U.S., Inc.

Project: Former Foster AFB Skeet Range **Work Order:** 1302027

Sample ID: Pre Oven 2 **Lab ID:** 1302027-08

Collection Date: 1/24/2013 04:40 PM **Matrix:** SOIL

Analyses	Result	Qual	Report Limit	Units	Dilution Factor	Date Prep	Date Analyzed
PAHS			**SW8270**				Analyst: **JLJ**
Acenaphthene	**37,000**	H	**25,000**	**µg/Kg**	100	2/21/2013	2/27/2013 11:16 AM
Acenaphthylene	ND	H	25,000	µg/Kg	100	2/21/2013	2/27/2013 11:16 AM
Anthracene	**160,000**	H	**25,000**	**µg/Kg**	100	2/21/2013	2/27/2013 11:16 AM
Benz(a)anthracene	**750,000**	H	**120,000**	**µg/Kg**	500	2/21/2013	2/27/2013 01:31 PM
Benzo(a)pyrene	**770,000**	H	**25,000**	**µg/Kg**	100	2/21/2013	2/27/2013 11:16 AM
Benzo(b)fluoranthene	**970,000**	H	**120,000**	**µg/Kg**	500	2/21/2013	2/27/2013 01:31 PM
Benzo(g,h,i)perylene	**470,000**	H	**25,000**	**µg/Kg**	100	2/21/2013	2/27/2013 11:16 AM
Benzo(k)fluoranthene	**350,000**	H	**25,000**	**µg/Kg**	100	2/21/2013	2/27/2013 11:16 AM
Chrysene	**780,000**	H	**120,000**	**µg/Kg**	500	2/21/2013	2/27/2013 01:31 PM
Dibenz(a,h)anthracene	**120,000**	H	**25,000**	**µg/Kg**	100	2/21/2013	2/27/2013 11:16 AM
Fluoranthene	**1,200,000**	H	**120,000**	**µg/Kg**	500	2/21/2013	2/27/2013 01:31 PM
Fluorene	**26,000**	H	**25,000**	**µg/Kg**	100	2/21/2013	2/27/2013 11:16 AM
Indeno(1,2,3-cd)pyrene	**500,000**	H	**25,000**	**µg/Kg**	100	2/21/2013	2/27/2013 11:16 AM
Naphthalene	**29,000**	H	**25,000**	**µg/Kg**	100	2/21/2013	2/27/2013 11:16 AM
Phenanthrene	**670,000**	H	**25,000**	**µg/Kg**	100	2/21/2013	2/27/2013 11:16 AM
Pyrene	**1,100,000**	H	**120,000**	**µg/Kg**	500	2/21/2013	2/27/2013 01:31 PM
Surr: 2-Fluorobiphenyl	*0*	S	*43-125*	*%REC*	100	2/21/2013	2/27/2013 11:16 AM
Surr: 2-Fluorobiphenyl	*0*	S	*43-125*	*%REC*	500	2/21/2013	2/27/2013 01:31 PM
Surr: 4-Terphenyl-d14	*0*	S	*32-125*	*%REC*	100	2/21/2013	2/27/2013 11:16 AM
Surr: 4-Terphenyl-d14	*0*	S	*32-125*	*%REC*	500	2/21/2013	2/27/2013 01:31 PM
Surr: Nitrobenzene-d5	*0*	S	*37-125*	*%REC*	500	2/21/2013	2/27/2013 01:31 PM
Surr: Nitrobenzene-d5	*0*	S	*37-125*	*%REC*	100	2/21/2013	2/27/2013 11:16 AM

Note: See Qualifiers Page for a list of qualifiers and their explanation.

ALS Environmental

Date: *01-Mar-13*

Client: ARCADIS U.S., Inc.

Project: Former Foster AFB Skeet Range **Work Order:** 1302027

Sample ID: Post Oven 2 **Lab ID:** 1302027-09

Collection Date: 1/24/2013 04:40 PM **Matrix:** SOIL

Analyses	Result	Qual	Report Limit	Units	Dilution Factor	Date Prep	Date Analyzed
PAHS			**SW8270**				Analyst: **JLJ**
Acenaphthene	**30,000**	H	**2,500**	**µg/Kg**	10	2/21/2013	2/27/2013 04:31 PM
Acenaphthylene	ND	H	2,500	µg/Kg	10	2/21/2013	2/27/2013 04:31 PM
Anthracene	**77,000**	H	**2,500**	**µg/Kg**	10	2/21/2013	2/27/2013 04:31 PM
Benz(a)anthracene	**710,000**	H	**130,000**	**µg/Kg**	500	2/21/2013	2/27/2013 01:54 PM
Benzo(a)pyrene	**780,000**	H	**130,000**	**µg/Kg**	500	2/21/2013	2/27/2013 01:54 PM
Benzo(b)fluoranthene	**1,100,000**	H	**130,000**	**µg/Kg**	500	2/21/2013	2/27/2013 01:54 PM
Benzo(g,h,i)perylene	**520,000**	H	**25,000**	**µg/Kg**	100	2/21/2013	2/27/2013 11:39 AM
Benzo(k)fluoranthene	**320,000**	H	**25,000**	**µg/Kg**	100	2/21/2013	2/27/2013 11:39 AM
Chrysene	**780,000**	H	**130,000**	**µg/Kg**	500	2/21/2013	2/27/2013 01:54 PM
Dibenz(a,h)anthracene	**200,000**	H	**25,000**	**µg/Kg**	100	2/21/2013	2/27/2013 11:39 AM
Fluoranthene	**1,000,000**	H	**130,000**	**µg/Kg**	500	2/21/2013	2/27/2013 01:54 PM
Fluorene	**16,000**	H	**2,500**	**µg/Kg**	10	2/21/2013	2/27/2013 04:31 PM
Indeno(1,2,3-cd)pyrene	**580,000**	H	**25,000**	**µg/Kg**	100	2/21/2013	2/27/2013 11:39 AM
Naphthalene	**16,000**	H	**2,500**	**µg/Kg**	10	2/21/2013	2/27/2013 04:31 PM
Phenanthrene	**460,000**	H	**25,000**	**µg/Kg**	100	2/21/2013	2/27/2013 11:39 AM
Pyrene	**990,000**	H	**130,000**	**µg/Kg**	500	2/21/2013	2/27/2013 01:54 PM
Surr: 2-Fluorobiphenyl	*51.7*		*43-125*	*%REC*	10	2/21/2013	2/27/2013 04:31 PM
Surr: 2-Fluorobiphenyl	*0*	S	*43-125*	*%REC*	100	2/21/2013	2/27/2013 11:39 AM
Surr: 2-Fluorobiphenyl	*0*	S	*43-125*	*%REC*	500	2/21/2013	2/27/2013 01:54 PM
Surr: 4-Terphenyl-d14	*58.5*		*32-125*	*%REC*	10	2/21/2013	2/27/2013 04:31 PM
Surr: 4-Terphenyl-d14	*0*	S	*32-125*	*%REC*	100	2/21/2013	2/27/2013 11:39 AM
Surr: 4-Terphenyl-d14	*0*	S	*32-125*	*%REC*	500	2/21/2013	2/27/2013 01:54 PM
Surr: Nitrobenzene-d5	*0*	S	*37-125*	*%REC*	500	2/21/2013	2/27/2013 01:54 PM
Surr: Nitrobenzene-d5	*51.2*		*37-125*	*%REC*	10	2/21/2013	2/27/2013 04:31 PM
Surr: Nitrobenzene-d5	*0*	S	*37-125*	*%REC*	100	2/21/2013	2/27/2013 11:39 AM

Note: See Qualifiers Page for a list of qualifiers and their explanation.

ALS Environmental

Date: *01-Mar-13*

Client: ARCADIS U.S., Inc.

Project: Former Foster AFB Skeet Range **Work Order:** 1302027

Sample ID: Post Sieve Oven 2 **Lab ID:** 1302027-10

Collection Date: 1/24/2013 04:40 PM **Matrix:** SOIL

Analyses	Result	Qual	Report Limit	Units	Dilution Factor	Date Prep	Date Analyzed
PAHS			**SW8270**				Analyst: **JLJ**
Acenaphthene	**490**	H	**170**	**µg/Kg**	1	2/21/2013	2/27/2013 06:46 PM
Acenaphthylene	ND	H	170	µg/Kg	1	2/21/2013	2/27/2013 06:46 PM
Anthracene	**2,700**	H	**170**	**µg/Kg**	1	2/21/2013	2/27/2013 06:46 PM
Benz(a)anthracene	**66,000**	H	**17,000**	**µg/Kg**	100	2/21/2013	2/26/2013 07:25 PM
Benzo(a)pyrene	**72,000**	H	**17,000**	**µg/Kg**	100	2/21/2013	2/26/2013 07:25 PM
Benzo(b)fluoranthene	**120,000**	H	**17,000**	**µg/Kg**	100	2/21/2013	2/26/2013 07:25 PM
Benzo(g,h,i)perylene	**48,000**	H	**1,700**	**µg/Kg**	10	2/21/2013	2/26/2013 07:03 PM
Benzo(k)fluoranthene	**24,000**	H	**1,700**	**µg/Kg**	10	2/21/2013	2/26/2013 07:03 PM
Chrysene	**110,000**	H	**17,000**	**µg/Kg**	100	2/21/2013	2/26/2013 07:25 PM
Dibenz(a,h)anthracene	**15,000**	H	**1,700**	**µg/Kg**	10	2/21/2013	2/26/2013 07:03 PM
Fluoranthene	**120,000**	H	**17,000**	**µg/Kg**	100	2/21/2013	2/26/2013 07:25 PM
Fluorene	**640**	H	**170**	**µg/Kg**	1	2/21/2013	2/27/2013 06:46 PM
Indeno(1,2,3-cd)pyrene	**66,000**	H	**17,000**	**µg/Kg**	100	2/21/2013	2/26/2013 07:25 PM
Naphthalene	**1,100**	H	**170**	**µg/Kg**	1	2/21/2013	2/27/2013 06:46 PM
Phenanthrene	**61,000**	H	**17,000**	**µg/Kg**	100	2/21/2013	2/26/2013 07:25 PM
Pyrene	**67,000**	H	**17,000**	**µg/Kg**	100	2/21/2013	2/26/2013 07:25 PM
Surr: 2-Fluorobiphenyl	*88.2*		*43-125*	*%REC*	1	2/21/2013	2/27/2013 06:46 PM
Surr: 2-Fluorobiphenyl	*111*		*43-125*	*%REC*	10	2/21/2013	2/26/2013 07:03 PM
Surr: 2-Fluorobiphenyl	*124*		*43-125*	*%REC*	100	2/21/2013	2/26/2013 07:25 PM
Surr: 4-Terphenyl-d14	*122*		*32-125*	*%REC*	1	2/21/2013	2/27/2013 06:46 PM
Surr: 4-Terphenyl-d14	*123*		*32-125*	*%REC*	10	2/21/2013	2/26/2013 07:03 PM
Surr: 4-Terphenyl-d14	*144*	S	*32-125*	*%REC*	100	2/21/2013	2/26/2013 07:25 PM
Surr: Nitrobenzene-d5	*118*		*37-125*	*%REC*	100	2/21/2013	2/26/2013 07:25 PM
Surr: Nitrobenzene-d5	*90.8*		*37-125*	*%REC*	1	2/21/2013	2/27/2013 06:46 PM
Surr: Nitrobenzene-d5	*115*		*37-125*	*%REC*	10	2/21/2013	2/26/2013 07:03 PM

Note: See Qualifiers Page for a list of qualifiers and their explanation.

ALS Environmental

Date: *01-Mar-13*

Client: ARCADIS U.S., Inc.

Project: Former Foster AFB Skeet Range **Work Order:** 1302027

Sample ID: Pre Air 1 **Lab ID:** 1302027-11

Collection Date: 1/24/2013 04:40 PM **Matrix:** SOIL

Analyses	Result	Qual	Report Limit	Units	Dilution Factor	Date Prep	Date Analyzed
PAHS			**SW8270**				Analyst: **JLJ**
Acenaphthene	**7,100**	H	**1,700**	**µg/Kg**	10	2/21/2013	2/26/2013 07:48 PM
Acenaphthylene	ND	H	1,700	µg/Kg	10	2/21/2013	2/26/2013 07:48 PM
Anthracene	**19,000**	H	**1,700**	**µg/Kg**	10	2/21/2013	2/26/2013 07:48 PM
Benz(a)anthracene	**180,000**	H	**17,000**	**µg/Kg**	100	2/21/2013	2/26/2013 08:11 PM
Benzo(a)pyrene	**190,000**	H	**17,000**	**µg/Kg**	100	2/21/2013	2/26/2013 08:11 PM
Benzo(b)fluoranthene	**250,000**	H	**17,000**	**µg/Kg**	100	2/21/2013	2/26/2013 08:11 PM
Benzo(g,h,i)perylene	**110,000**	H	**17,000**	**µg/Kg**	100	2/21/2013	2/26/2013 08:11 PM
Benzo(k)fluoranthene	**42,000**	H	**1,700**	**µg/Kg**	10	2/21/2013	2/26/2013 07:48 PM
Chrysene	**210,000**	H	**17,000**	**µg/Kg**	100	2/21/2013	2/26/2013 08:11 PM
Dibenz(a,h)anthracene	**39,000**	H	**1,700**	**µg/Kg**	10	2/21/2013	2/26/2013 07:48 PM
Fluoranthene	**270,000**	H	**17,000**	**µg/Kg**	100	2/21/2013	2/26/2013 08:11 PM
Fluorene	**3,700**	H	**1,700**	**µg/Kg**	10	2/21/2013	2/26/2013 07:48 PM
Indeno(1,2,3-cd)pyrene	**120,000**	H	**17,000**	**µg/Kg**	100	2/21/2013	2/26/2013 08:11 PM
Naphthalene	**4,600**	H	**1,700**	**µg/Kg**	10	2/21/2013	2/26/2013 07:48 PM
Phenanthrene	**120,000**	H	**17,000**	**µg/Kg**	100	2/21/2013	2/26/2013 08:11 PM
Pyrene	**270,000**	H	**17,000**	**µg/Kg**	100	2/21/2013	2/26/2013 08:11 PM
Surr: 2-Fluorobiphenyl	*84.6*		*43-125*	*%REC*	10	2/21/2013	2/26/2013 07:48 PM
Surr: 2-Fluorobiphenyl	*99.7*		*43-125*	*%REC*	100	2/21/2013	2/26/2013 08:11 PM
Surr: 4-Terphenyl-d14	*105*		*32-125*	*%REC*	10	2/21/2013	2/26/2013 07:48 PM
Surr: 4-Terphenyl-d14	*124*		*32-125*	*%REC*	100	2/21/2013	2/26/2013 08:11 PM
Surr: Nitrobenzene-d5	*86.7*		*37-125*	*%REC*	100	2/21/2013	2/26/2013 08:11 PM
Surr: Nitrobenzene-d5	*89.9*		*37-125*	*%REC*	10	2/21/2013	2/26/2013 07:48 PM

Note: See Qualifiers Page for a list of qualifiers and their explanation.

ALS Environmental

Date: *01-Mar-13*

Client: ARCADIS U.S., Inc.
Project: Former Foster AFB Skeet Range
Work Order: 1302027
Sample ID: Post Air 1
Lab ID: 1302027-12
Collection Date: 1/24/2013 04:40 PM
Matrix: SOIL

Analyses	Result	Qual	Report Limit	Units	Dilution Factor	Date Prep	Date Analyzed
PAHS			**SW8270**				Analyst: **JLJ**
Acenaphthene	**29,000**	H	**2,500**	**µg/Kg**	10	2/21/2013	2/27/2013 04:54 PM
Acenaphthylene	ND	H	2,500	µg/Kg	10	2/21/2013	2/27/2013 04:54 PM
Anthracene	**67,000**	H	**2,500**	**µg/Kg**	10	2/21/2013	2/27/2013 04:54 PM
Benz(a)anthracene	**720,000**	H	**25,000**	**µg/Kg**	100	2/21/2013	2/27/2013 03:24 PM
Benzo(a)pyrene	**770,000**	H	**25,000**	**µg/Kg**	100	2/21/2013	2/27/2013 03:24 PM
Benzo(b)fluoranthene	**1,100,000**	H	**50,000**	**µg/Kg**	200	2/21/2013	2/27/2013 02:16 PM
Benzo(g,h,i)perylene	**470,000**	H	**25,000**	**µg/Kg**	100	2/21/2013	2/27/2013 03:24 PM
Benzo(k)fluoranthene	**310,000**	H	**25,000**	**µg/Kg**	100	2/21/2013	2/27/2013 03:24 PM
Chrysene	**740,000**	H	**25,000**	**µg/Kg**	100	2/21/2013	2/27/2013 03:24 PM
Dibenz(a,h)anthracene	**170,000**	H	**25,000**	**µg/Kg**	100	2/21/2013	2/27/2013 03:24 PM
Fluoranthene	**970,000**	H	**50,000**	**µg/Kg**	200	2/21/2013	2/27/2013 02:16 PM
Fluorene	**15,000**	H	**2,500**	**µg/Kg**	10	2/21/2013	2/27/2013 04:54 PM
Indeno(1,2,3-cd)pyrene	**510,000**	H	**25,000**	**µg/Kg**	100	2/21/2013	2/27/2013 03:24 PM
Naphthalene	**22,000**	H	**2,500**	**µg/Kg**	10	2/21/2013	2/27/2013 04:54 PM
Phenanthrene	**400,000**	H	**25,000**	**µg/Kg**	100	2/21/2013	2/27/2013 03:24 PM
Pyrene	**990,000**	H	**50,000**	**µg/Kg**	200	2/21/2013	2/27/2013 02:16 PM
Surr: 2-Fluorobiphenyl	*52.4*		*43-125*	*%REC*	10	2/21/2013	2/27/2013 04:54 PM
Surr: 2-Fluorobiphenyl	*0*	S	*43-125*	*%REC*	100	2/21/2013	2/27/2013 03:24 PM
Surr: 2-Fluorobiphenyl	*0*	S	*43-125*	*%REC*	200	2/21/2013	2/27/2013 02:16 PM
Surr: 4-Terphenyl-d14	*74.3*		*32-125*	*%REC*	10	2/21/2013	2/27/2013 04:54 PM
Surr: 4-Terphenyl-d14	*0*	S	*32-125*	*%REC*	100	2/21/2013	2/27/2013 03:24 PM
Surr: 4-Terphenyl-d14	*0*	S	*32-125*	*%REC*	200	2/21/2013	2/27/2013 02:16 PM
Surr: Nitrobenzene-d5	*0*	S	*37-125*	*%REC*	200	2/21/2013	2/27/2013 02:16 PM
Surr: Nitrobenzene-d5	*47.9*		*37-125*	*%REC*	10	2/21/2013	2/27/2013 04:54 PM
Surr: Nitrobenzene-d5	*0*	S	*37-125*	*%REC*	100	2/21/2013	2/27/2013 03:24 PM

Note: See Qualifiers Page for a list of qualifiers and their explanation.

ALS Environmental

Date: *01-Mar-13*

Client: ARCADIS U.S., Inc.

Project: Former Foster AFB Skeet Range **Work Order:** 1302027

Sample ID: Post Sieve Air 1 **Lab ID:** 1302027-13

Collection Date: 1/24/2013 04:40 PM **Matrix:** SOIL

Analyses	Result	Qual	Report Limit	Units	Dilution Factor	Date Prep	Date Analyzed
PAHS			**SW8270**				Analyst: **JLJ**
Acenaphthene	**1,700**	H	**170**	**µg/Kg**	1	2/21/2013	2/27/2013 07:31 PM
Acenaphthylene	ND	H	170	µg/Kg	1	2/21/2013	2/27/2013 07:31 PM
Anthracene	**5,100**	H	**170**	**µg/Kg**	1	2/21/2013	2/27/2013 07:31 PM
Benz(a)anthracene	**67,000**	H	**17,000**	**µg/Kg**	100	2/21/2013	2/26/2013 08:56 PM
Benzo(a)pyrene	**91,000**	H	**17,000**	**µg/Kg**	100	2/21/2013	2/26/2013 08:56 PM
Benzo(b)fluoranthene	**120,000**	H	**17,000**	**µg/Kg**	100	2/21/2013	2/26/2013 08:56 PM
Benzo(g,h,i)perylene	**44,000**	H	**1,700**	**µg/Kg**	10	2/21/2013	2/26/2013 08:33 PM
Benzo(k)fluoranthene	**18,000**	H	**1,700**	**µg/Kg**	10	2/21/2013	2/26/2013 08:33 PM
Chrysene	**82,000**	H	**17,000**	**µg/Kg**	100	2/21/2013	2/26/2013 08:56 PM
Dibenz(a,h)anthracene	**16,000**	H	**1,700**	**µg/Kg**	10	2/21/2013	2/26/2013 08:33 PM
Fluoranthene	**98,000**	H	**17,000**	**µg/Kg**	100	2/21/2013	2/26/2013 08:56 PM
Fluorene	**780**	H	**170**	**µg/Kg**	1	2/21/2013	2/27/2013 07:31 PM
Indeno(1,2,3-cd)pyrene	**50,000**	H	**1,700**	**µg/Kg**	10	2/21/2013	2/26/2013 08:33 PM
Naphthalene	**990**	H	**170**	**µg/Kg**	1	2/21/2013	2/27/2013 07:31 PM
Phenanthrene	**30,000**	H	**1,700**	**µg/Kg**	10	2/21/2013	2/26/2013 08:33 PM
Pyrene	**93,000**	H	**17,000**	**µg/Kg**	100	2/21/2013	2/26/2013 08:56 PM
Surr: 2-Fluorobiphenyl	*89.6*		*43-125*	*%REC*	1	2/21/2013	2/27/2013 07:31 PM
Surr: 2-Fluorobiphenyl	*96.1*		*43-125*	*%REC*	10	2/21/2013	2/26/2013 08:33 PM
Surr: 2-Fluorobiphenyl	*114*		*43-125*	*%REC*	100	2/21/2013	2/26/2013 08:56 PM
Surr: 4-Terphenyl-d14	*118*		*32-125*	*%REC*	1	2/21/2013	2/27/2013 07:31 PM
Surr: 4-Terphenyl-d14	*107*		*32-125*	*%REC*	10	2/21/2013	2/26/2013 08:33 PM
Surr: 4-Terphenyl-d14	*134*	S	*32-125*	*%REC*	100	2/21/2013	2/26/2013 08:56 PM
Surr: Nitrobenzene-d5	*101*		*37-125*	*%REC*	100	2/21/2013	2/26/2013 08:56 PM
Surr: Nitrobenzene-d5	*92.1*		*37-125*	*%REC*	1	2/21/2013	2/27/2013 07:31 PM
Surr: Nitrobenzene-d5	*111*		*37-125*	*%REC*	10	2/21/2013	2/26/2013 08:33 PM

Note: See Qualifiers Page for a list of qualifiers and their explanation.

ALS Environmental

Date: *01-Mar-13*

Client: ARCADIS U.S., Inc.

Project: Former Foster AFB Skeet Range **Work Order:** 1302027

Sample ID: Pre Air 2 **Lab ID:** 1302027-14

Collection Date: 1/24/2013 04:40 PM **Matrix:** SOIL

Analyses	Result	Qual	Report Limit	Units	Dilution Factor	Date Prep	Date Analyzed
PAHS			**SW8270**				Analyst: **JLJ**
Acenaphthene	**37,000**	H	**25,000**	**µg/Kg**	100	2/21/2013	2/27/2013 12:24 PM
Acenaphthylene	ND	H	25,000	µg/Kg	100	2/21/2013	2/27/2013 12:24 PM
Anthracene	**140,000**	H	**25,000**	**µg/Kg**	100	2/21/2013	2/27/2013 12:24 PM
Benz(a)anthracene	**720,000**	H	**25,000**	**µg/Kg**	100	2/21/2013	2/27/2013 12:24 PM
Benzo(a)pyrene	**740,000**	H	**25,000**	**µg/Kg**	100	2/21/2013	2/27/2013 12:24 PM
Benzo(b)fluoranthene	**920,000**	H	**120,000**	**µg/Kg**	500	2/21/2013	2/27/2013 02:39 PM
Benzo(g,h,i)perylene	**390,000**	H	**25,000**	**µg/Kg**	100	2/21/2013	2/27/2013 12:24 PM
Benzo(k)fluoranthene	**240,000**	H	**25,000**	**µg/Kg**	100	2/21/2013	2/27/2013 12:24 PM
Chrysene	**780,000**	H	**25,000**	**µg/Kg**	100	2/21/2013	2/27/2013 12:24 PM
Dibenz(a,h)anthracene	**160,000**	H	**25,000**	**µg/Kg**	100	2/21/2013	2/27/2013 12:24 PM
Fluoranthene	**1,200,000**	H	**120,000**	**µg/Kg**	500	2/21/2013	2/27/2013 02:39 PM
Fluorene	**26,000**	H	**25,000**	**µg/Kg**	100	2/21/2013	2/27/2013 12:24 PM
Indeno(1,2,3-cd)pyrene	**460,000**	H	**25,000**	**µg/Kg**	100	2/21/2013	2/27/2013 12:24 PM
Naphthalene	**29,000**	H	**25,000**	**µg/Kg**	100	2/21/2013	2/27/2013 12:24 PM
Phenanthrene	**610,000**	H	**25,000**	**µg/Kg**	100	2/21/2013	2/27/2013 12:24 PM
Pyrene	**1,100,000**	H	**120,000**	**µg/Kg**	500	2/21/2013	2/27/2013 02:39 PM
Surr: 2-Fluorobiphenyl	*0*	S	*43-125*	*%REC*	100	2/21/2013	2/27/2013 12:24 PM
Surr: 2-Fluorobiphenyl	*0*	S	*43-125*	*%REC*	500	2/21/2013	2/27/2013 02:39 PM
Surr: 4-Terphenyl-d14	*0*	S	*32-125*	*%REC*	100	2/21/2013	2/27/2013 12:24 PM
Surr: 4-Terphenyl-d14	*0*	S	*32-125*	*%REC*	500	2/21/2013	2/27/2013 02:39 PM
Surr: Nitrobenzene-d5	*0*	S	*37-125*	*%REC*	500	2/21/2013	2/27/2013 02:39 PM
Surr: Nitrobenzene-d5	*0*	S	*37-125*	*%REC*	100	2/21/2013	2/27/2013 12:24 PM

Note: See Qualifiers Page for a list of qualifiers and their explanation.

ALS Environmental

Date: *01-Mar-13*

Client: ARCADIS U.S., Inc.

Project: Former Foster AFB Skeet Range **Work Order:** 1302027

Sample ID: Post Air 2 **Lab ID:** 1302027-15

Collection Date: 1/24/2013 04:40 PM **Matrix:** SOIL

Analyses	Result	Qual	Report Limit	Units	Dilution Factor	Date Prep	Date Analyzed
PAHS			**SW8270**				Analyst: **JLJ**
Acenaphthene	**27,000**	H	**2,500**	**µg/Kg**	10	2/21/2013	2/27/2013 05:39 PM
Acenaphthylene	ND	H	2,500	µg/Kg	10	2/21/2013	2/27/2013 05:39 PM
Anthracene	**130,000**	H	**25,000**	**µg/Kg**	100	2/21/2013	2/27/2013 12:46 PM
Benz(a)anthracene	**700,000**	H	**25,000**	**µg/Kg**	100	2/21/2013	2/27/2013 12:46 PM
Benzo(a)pyrene	**730,000**	H	**25,000**	**µg/Kg**	100	2/21/2013	2/27/2013 12:46 PM
Benzo(b)fluoranthene	**950,000**	H	**120,000**	**µg/Kg**	500	2/21/2013	2/27/2013 03:01 PM
Benzo(g,h,i)perylene	**420,000**	H	**25,000**	**µg/Kg**	100	2/21/2013	2/27/2013 12:46 PM
Benzo(k)fluoranthene	**300,000**	H	**25,000**	**µg/Kg**	100	2/21/2013	2/27/2013 12:46 PM
Chrysene	**790,000**	H	**25,000**	**µg/Kg**	100	2/21/2013	2/27/2013 12:46 PM
Dibenz(a,h)anthracene	**120,000**	H	**25,000**	**µg/Kg**	100	2/21/2013	2/27/2013 12:46 PM
Fluoranthene	**1,100,000**	H	**120,000**	**µg/Kg**	500	2/21/2013	2/27/2013 03:01 PM
Fluorene	**18,000**	H	**2,500**	**µg/Kg**	10	2/21/2013	2/27/2013 05:39 PM
Indeno(1,2,3-cd)pyrene	**490,000**	H	**25,000**	**µg/Kg**	100	2/21/2013	2/27/2013 12:46 PM
Naphthalene	**19,000**	H	**2,500**	**µg/Kg**	10	2/21/2013	2/27/2013 05:39 PM
Phenanthrene	**590,000**	H	**25,000**	**µg/Kg**	100	2/21/2013	2/27/2013 12:46 PM
Pyrene	**1,000,000**	H	**120,000**	**µg/Kg**	500	2/21/2013	2/27/2013 03:01 PM
Surr: 2-Fluorobiphenyl	*48.0*		*43-125*	*%REC*	10	2/21/2013	2/27/2013 05:39 PM
Surr: 2-Fluorobiphenyl	*0*	S	*43-125*	*%REC*	100	2/21/2013	2/27/2013 12:46 PM
Surr: 2-Fluorobiphenyl	*0*	S	*43-125*	*%REC*	500	2/21/2013	2/27/2013 03:01 PM
Surr: 4-Terphenyl-d14	*76.2*		*32-125*	*%REC*	10	2/21/2013	2/27/2013 05:39 PM
Surr: 4-Terphenyl-d14	*0*	S	*32-125*	*%REC*	100	2/21/2013	2/27/2013 12:46 PM
Surr: 4-Terphenyl-d14	*0*	S	*32-125*	*%REC*	500	2/21/2013	2/27/2013 03:01 PM
Surr: Nitrobenzene-d5	*0*	S	*37-125*	*%REC*	500	2/21/2013	2/27/2013 03:01 PM
Surr: Nitrobenzene-d5	*48.2*		*37-125*	*%REC*	10	2/21/2013	2/27/2013 05:39 PM
Surr: Nitrobenzene-d5	*0*	S	*37-125*	*%REC*	100	2/21/2013	2/27/2013 12:46 PM

Note: See Qualifiers Page for a list of qualifiers and their explanation.

ALS Environmental

Date: *01-Mar-13*

Client: ARCADIS U.S., Inc.

Project: Former Foster AFB Skeet Range **Work Order:** 1302027

Sample ID: Post Sieve Air 2 **Lab ID:** 1302027-16

Collection Date: 1/24/2013 04:40 PM **Matrix:** SOIL

Analyses	Result	Qual	Report Limit	Units	Dilution Factor	Date Prep	Date Analyzed
PAHS			**SW8270**				Analyst: **JLJ**
Acenaphthene	**1,700**	H	**170**	**µg/Kg**	1	2/21/2013	2/27/2013 08:17 PM
Acenaphthylene	ND	H	170	µg/Kg	1	2/21/2013	2/27/2013 08:17 PM
Anthracene	**6,300**	H	**1,700**	**µg/Kg**	10	2/21/2013	2/26/2013 09:18 PM
Benz(a)anthracene	**65,000**	H	**17,000**	**µg/Kg**	100	2/21/2013	2/26/2013 09:40 PM
Benzo(a)pyrene	**85,000**	H	**17,000**	**µg/Kg**	100	2/21/2013	2/26/2013 09:40 PM
Benzo(b)fluoranthene	**110,000**	H	**17,000**	**µg/Kg**	100	2/21/2013	2/26/2013 09:40 PM
Benzo(g,h,i)perylene	**41,000**	H	**1,700**	**µg/Kg**	10	2/21/2013	2/26/2013 09:18 PM
Benzo(k)fluoranthene	**20,000**	H	**1,700**	**µg/Kg**	10	2/21/2013	2/26/2013 09:18 PM
Chrysene	**81,000**	H	**17,000**	**µg/Kg**	100	2/21/2013	2/26/2013 09:40 PM
Dibenz(a,h)anthracene	**17,000**	H	**1,700**	**µg/Kg**	10	2/21/2013	2/26/2013 09:18 PM
Fluoranthene	**100,000**	H	**17,000**	**µg/Kg**	100	2/21/2013	2/26/2013 09:40 PM
Fluorene	**780**	H	**170**	**µg/Kg**	1	2/21/2013	2/27/2013 08:17 PM
Indeno(1,2,3-cd)pyrene	**47,000**	H	**1,700**	**µg/Kg**	10	2/21/2013	2/26/2013 09:18 PM
Naphthalene	**950**	H	**170**	**µg/Kg**	1	2/21/2013	2/27/2013 08:17 PM
Phenanthrene	**29,000**	H	**1,700**	**µg/Kg**	10	2/21/2013	2/26/2013 09:18 PM
Pyrene	**88,000**	H	**17,000**	**µg/Kg**	100	2/21/2013	2/26/2013 09:40 PM
Surr: 2-Fluorobiphenyl	*80.7*		*43-125*	*%REC*	1	2/21/2013	2/27/2013 08:17 PM
Surr: 2-Fluorobiphenyl	*85.3*		*43-125*	*%REC*	10	2/21/2013	2/26/2013 09:18 PM
Surr: 2-Fluorobiphenyl	*103*		*43-125*	*%REC*	100	2/21/2013	2/26/2013 09:40 PM
Surr: 4-Terphenyl-d14	*131*	S	*32-125*	*%REC*	1	2/21/2013	2/27/2013 08:17 PM
Surr: 4-Terphenyl-d14	*97.4*		*32-125*	*%REC*	10	2/21/2013	2/26/2013 09:18 PM
Surr: 4-Terphenyl-d14	*125*		*32-125*	*%REC*	100	2/21/2013	2/26/2013 09:40 PM
Surr: Nitrobenzene-d5	*80.8*		*37-125*	*%REC*	100	2/21/2013	2/26/2013 09:40 PM
Surr: Nitrobenzene-d5	*81.6*		*37-125*	*%REC*	1	2/21/2013	2/27/2013 08:17 PM
Surr: Nitrobenzene-d5	*99.5*		*37-125*	*%REC*	10	2/21/2013	2/26/2013 09:18 PM

Note: See Qualifiers Page for a list of qualifiers and their explanation.

Work Order: 1302027
Client: ARCADIS U.S., Inc.
Project: Former Foster AFB Skeet Range

DATES REPORT

Sample ID	Client Sample ID	Matrix	Collection Date	TCLP Date	Prep Date	Analysis Date
Batch ID 67975	**Test Name:** PAHs					
1302027-01A	VAR Runway Sample	Soil	1/24/2013 4:06:00 PM		2/21/2013 09:00 AM	2/28/2013 01:33 PM
1302027-05A	Pre Oven 1		1/24/2013 4:40:00 PM		2/21/2013 09:00 AM	2/26/2013 05:11 PM
					2/21/2013 09:00 AM	2/26/2013 05:56 PM
1302027-06A	Post Oven 1				2/21/2013 09:00 AM	2/27/2013 10:54 AM
					2/21/2013 09:00 AM	2/27/2013 01:09 PM
1302027-07A	Post Sieve Oven 1				2/21/2013 09:00 AM	2/26/2013 06:18 PM
					2/21/2013 09:00 AM	2/26/2013 06:41 PM
					2/21/2013 09:00 AM	2/27/2013 06:01 PM
1302027-08A	Pre Oven 2				2/21/2013 09:00 AM	2/27/2013 11:16 AM
					2/21/2013 09:00 AM	2/27/2013 01:31 PM
1302027-09A	Post Oven 2				2/21/2013 09:00 AM	2/27/2013 11:39 AM
					2/21/2013 09:00 AM	2/27/2013 01:54 PM
					2/21/2013 09:00 AM	2/27/2013 04:31 PM
1302027-10A	Post Sieve Oven 2				2/21/2013 09:00 AM	2/26/2013 07:03 PM
					2/21/2013 09:00 AM	2/26/2013 07:25 PM
					2/21/2013 09:00 AM	2/27/2013 06:46 PM
1302027-11A	Pre Air 1				2/21/2013 09:00 AM	2/26/2013 07:48 PM
					2/21/2013 09:00 AM	2/26/2013 08:11 PM
1302027-12A	Post Air 1				2/21/2013 09:00 AM	2/27/2013 02:16 PM
					2/21/2013 09:00 AM	2/27/2013 03:24 PM
					2/21/2013 09:00 AM	2/27/2013 04:54 PM
1302027-13A	Post Sieve Air 1				2/21/2013 09:00 AM	2/26/2013 08:33 PM
					2/21/2013 09:00 AM	2/26/2013 08:56 PM
					2/21/2013 09:00 AM	2/27/2013 07:31 PM
1302027-14A	Pre Air 2				2/21/2013 09:00 AM	2/27/2013 12:24 PM

Work Order: 1302027
Client: ARCADIS U.S., Inc.
Project: Former Foster AFB Skeet Range

DATES REPORT

Sample ID	Client Sample ID	Matrix	Collection Date	TCLP Date	Prep Date	Analysis Date
1302027-14A	Pre Air 2	Soil	1/24/2013 4:40:00 PM		2/21/2013 09:00 AM	2/27/2013 02:39 PM
1302027-15A	Post Air 2				2/21/2013 09:00 AM	2/27/2013 12:46 PM
					2/21/2013 09:00 AM	2/27/2013 03:01 PM
					2/21/2013 09:00 AM	2/27/2013 05:39 PM
1302027-16A	Post Sieve Air 2				2/21/2013 09:00 AM	2/26/2013 09:18 PM
					2/21/2013 09:00 AM	2/26/2013 09:40 PM
					2/21/2013 09:00 AM	2/27/2013 08:17 PM

QC BATCH REPORT

Batch ID: **67975** Instrument ID **SV-3** Method: **SW8270**

MBLK Sample ID: **SBLKS1-130221-67975** Units: **µg/Kg** Analysis Date: **2/21/2013 12:23 PM**

Client ID: Run ID: **SV-3_130221A** SeqNo: **3121474** Prep Date: **2/21/2013** DF: **1**

Analyte	Result	PQL	SPK Val	SPK Ref Value	%REC	Control Limit	RPD Ref Value	%RPD	RPD Limit	Qual
Acenaphthene	ND	170								
Acenaphthylene	ND	170								
Anthracene	ND	170								
Benz(a)anthracene	ND	170								
Benzo(a)pyrene	ND	170								
Benzo(b)fluoranthene	ND	170								
Benzo(g,h,i)perylene	ND	170								
Benzo(k)fluoranthene	ND	170								
Chrysene	ND	170								
Dibenz(a,h)anthracene	ND	170								
Fluoranthene	ND	170								
Fluorene	ND	170								
Indeno(1,2,3-cd)pyrene	ND	170								
Naphthalene	ND	170								
Phenanthrene	ND	170								
Pyrene	ND	170								
Surr: 2-Fluorobiphenyl	3409	170	*3333*	0	*102*	*43-125*	0			
Surr: 4-Terphenyl-d14	3581	170	*3333*	0	*107*	*32-125*	0			
Surr: Nitrobenzene-d5	3493	170	*3333*	0	*105*	*37-125*	0			

Note: See Qualifiers Page for a list of Qualifiers and their explanation.

Client: ARCADIS U.S., Inc.
Work Order: 1302027
Project: Former Foster AFB Skeet Range

QC BATCH REPORT

Batch ID: **67975** Instrument ID **SV-3** Method: **SW8270**

LCS Sample ID: **SLCSS1-130221-67975** Units: **µg/Kg** Analysis Date: **2/21/2013 12:46 PM**

Client ID: Run ID: **SV-3_130221A** SeqNo: **3121475** Prep Date: **2/21/2013** DF: **1**

Analyte	Result	PQL	SPK Val	SPK Ref Value	%REC	Control Limit	RPD Ref Value	%RPD	RPD Limit	Qual
Acenaphthene	1771	170	1667	0	106	55-120	0			
Acenaphthylene	1788	170	1667	0	107	55-120	0			
Anthracene	1792	170	1667	0	108	55-120	0			
Benz(a)anthracene	1755	170	1667	0	105	55-125	0			
Benzo(a)pyrene	1743	170	1667	0	105	55-120	0			
Benzo(b)fluoranthene	1740	170	1667	0	104	55-125	0			
Benzo(g,h,i)perylene	1732	170	1667	0	104	55-120	0			
Benzo(k)fluoranthene	1775	170	1667	0	107	55-130	0			
Chrysene	1848	170	1667	0	111	55-125	0			
Dibenz(a,h)anthracene	1804	170	1667	0	108	55-120	0			
Fluoranthene	1781	170	1667	0	107	55-125	0			
Fluorene	1745	170	1667	0	105	55-120	0			
Indeno(1,2,3-cd)pyrene	1860	170	1667	0	112	55-125	0			
Naphthalene	1718	170	1667	0	103	55-120	0			
Phenanthrene	1777	170	1667	0	107	55-120	0			
Pyrene	1802	170	1667	0	108	55-125	0			
Surr: 2-Fluorobiphenyl	3414	170	*3333*	0	*102*	*43-125*	0			
Surr: 4-Terphenyl-d14	3460	170	*3333*	0	*104*	*32-125*	0			
Surr: Nitrobenzene-d5	3269	170	*3333*	0	*98.1*	*37-125*	0			

Note: See Qualifiers Page for a list of Qualifiers and their explanation.

Client: ARCADIS U.S., Inc.
Work Order: 1302027
Project: Former Foster AFB Skeet Range

QC BATCH REPORT

Batch ID: **67975** Instrument ID **SV-3** Method: **SW8270**

LCSD Sample ID: **SLCSDS1-130221-67975** Units: **µg/Kg** Analysis Date: **2/21/2013 01:08 PM**

Client ID: Run ID: **SV-3_130221A** SeqNo: **3121476** Prep Date: **2/21/2013** DF: **1**

Analyte	Result	PQL	SPK Val	SPK Ref Value	%REC	Control Limit	RPD Ref Value	%RPD	RPD Limit	Qual
Acenaphthene	1707	170	1667	0	102	55-120	1771	3.68	30	
Acenaphthylene	1764	170	1667	0	106	55-120	1788	1.35	30	
Anthracene	1786	170	1667	0	107	55-120	1792	0.299	30	
Benz(a)anthracene	1756	170	1667	0	105	55-125	1755	0.0684	30	
Benzo(a)pyrene	1840	170	1667	0	110	55-120	1743	5.4	30	
Benzo(b)fluoranthene	1820	170	1667	0	109	55-125	1740	4.5	30	
Benzo(g,h,i)perylene	1782	170	1667	0	107	55-120	1732	2.82	30	
Benzo(k)fluoranthene	1839	170	1667	0	110	55-130	1775	3.54	30	
Chrysene	1850	170	1667	0	111	55-125	1848	0.107	30	
Dibenz(a,h)anthracene	1872	170	1667	0	112	55-120	1804	3.69	30	
Fluoranthene	1724	170	1667	0	103	55-125	1781	3.22	30	
Fluorene	1718	170	1667	0	103	55-120	1745	1.52	30	
Indeno(1,2,3-cd)pyrene	1914	170	1667	0	115	55-125	1860	2.88	30	
Naphthalene	1708	170	1667	0	102	55-120	1718	0.58	30	
Phenanthrene	1763	170	1667	0	106	55-120	1777	0.781	30	
Pyrene	1857	170	1667	0	111	55-125	1802	3.03	30	
Surr: 2-Fluorobiphenyl	3352	170	*3333*	0	*101*	*43-125*	3414	*1.83*	*30*	
Surr: 4-Terphenyl-d14	3524	170	*3333*	0	*106*	*32-125*	3460	*1.84*	*30*	
Surr: Nitrobenzene-d5	3300	170	*3333*	0	*99*	*37-125*	3269	*0.947*	*30*	

The following samples were analyzed in this batch:

1302027-01A	1302027-05A	1302027-06A
1302027-07A	1302027-08A	1302027-09A
1302027-10A	1302027-11A	1302027-12A
1302027-13A	1302027-14A	1302027-15A
1302027-16A		

Note: See Qualifiers Page for a list of Qualifiers and their explanation.

Batch ID: **67975** Instrument ID **SV-3** Method: **SW8270**

MS Sample ID: **1302027-06AMS** Units: **µg/Kg** Analysis Date: **2/27/2013 03:46 PM**

Client ID: **Post Oven 1** Run ID: **SV-3_130221A** SeqNo: **3128137** Prep Date: **2/21/2013** DF: **100**

Analyte	Result	PQL	SPK Val	SPK Ref Value	%REC	Control Limit	RPD Ref Value	%RPD	RPD Limit	Qual
Acenaphthene	34520	25,000	2498	47880	-535	55-120	0			SOH
Acenaphthylene	ND	25,000	2498	0	0	55-120	0			SH
Anthracene	119100	25,000	2498	130300	-449	55-120	0			SOH
Benz(a)anthracene	858200	25,000	2498	989600	-5260	55-125	0			SEOH
Benzo(a)pyrene	910800	25,000	2498	1009000	-3930	55-120	0			SEOH
Benzo(b)fluoranthene	1363000	25,000	2498	1493000	-5190	55-125	0			SEOH
Benzo(g,h,i)perylene	569500	25,000	2498	601600	-1290	55-120	0			SOH
Benzo(k)fluoranthene	317700	25,000	2498	369500	-2070	55-130	0			SOH
Chrysene	868900	25,000	2498	901300	-1300	55-125	0			SEOH
Dibenz(a,h)anthracene	202200	25,000	2498	219800	-702	55-120	0			SOH
Fluoranthene	1109000	25,000	2498	1130000	-833	55-125	0			SEOH
Fluorene	ND	25,000	2498	34000	-515	55-120	0			SOH
Indeno(1,2,3-cd)pyrene	625900	25,000	2498	674800	-1960	55-125	0			SOH
Naphthalene	ND	25,000	2498	36360	-581	55-120	0			SOH
Phenanthrene	495800	25,000	2498	648700	-6120	55-120	0			SOH
Pyrene	1037000	25,000	2498	1144000	-4310	55-125	0			SEOH
Surr: 2-Fluorobiphenyl	ND	25,000	*4995*	0	*0*	*43-125*	0			S
Surr: 4-Terphenyl-d14	ND	25,000	*4995*	0	*0*	*32-125*	0			S
Surr: Nitrobenzene-d5	ND	25,000	*4995*	0	*0*	*37-125*	0			S

Note: See Qualifiers Page for a list of Qualifiers and their explanation.

Client: ARCADIS U.S., Inc.
Work Order: 1302027
Project: Former Foster AFB Skeet Range

QC BATCH REPORT

Batch ID: **67975** Instrument ID **SV-3** Method: **SW8270**

MSD Sample ID: **1302027-06AMSD** Units: **µg/Kg** Analysis Date: **2/27/2013 04:09 PM**

Client ID: **Post Oven 1** Run ID: **SV-3_130221A** SeqNo: **3128138** Prep Date: **2/21/2013** DF: **100**

Analyte	Result	PQL	SPK Val	SPK Ref Value	%REC	Control Limit	RPD Ref Value	%RPD	RPD Limit	Qual
Acenaphthene	30530	25,000	2498	47880	-695	55-120	34520	12.3	30	SOH
Acenaphthylene	ND	25,000	2498	0	0	55-120	0	0	30	SH
Anthracene	78010	25,000	2498	130300	-2090	55-120	119100	41.7	30	SROH
Benz(a)anthracene	696900	25,000	2498	989600	-11700	55-125	858200	20.7	30	SOH
Benzo(a)pyrene	740300	25,000	2498	1009000	-10800	55-120	910800	20.6	30	SOH
Benzo(b)fluoranthene	1164000	25,000	2498	1493000	-13200	55-125	1363000	15.8	30	SEOH
Benzo(g,h,i)perylene	469900	25,000	2498	601600	-5280	55-120	569500	19.2	30	SOH
Benzo(k)fluoranthene	277900	25,000	2498	369500	-3670	55-130	317700	13.4	30	SOH
Chrysene	755200	25,000	2498	901300	-5850	55-125	868900	14	30	SOH
Dibenz(a,h)anthracene	182700	25,000	2498	219800	-1480	55-120	202200	10.1	30	SOH
Fluoranthene	839400	25,000	2498	1130000	-11600	55-125	1109000	27.7	30	SEOH
Fluorene	ND	25,000	2498	34000	-688	55-120	21140	0	30	SOH
Indeno(1,2,3-cd)pyrene	531200	25,000	2498	674800	-5750	55-125	625900	16.4	30	SOH
Naphthalene	ND	25,000	2498	36360	-615	55-120	21860	0	30	SOH
Phenanthrene	377800	25,000	2498	648700	-10800	55-120	495800	27	30	SOH
Pyrene	830000	25,000	2498	1144000	-12600	55-125	1037000	22.1	30	SEOH
Surr: 2-Fluorobiphenyl	ND	25,000	*4995*	0	*0*	*43-125*	0	*0*	*30*	S
Surr: 4-Terphenyl-d14	ND	25,000	*4995*	0	*0*	*32-125*	0	*0*	*30*	S
Surr: Nitrobenzene-d5	ND	25,000	*4995*	0	*0*	*37-125*	0	*0*	*30*	S

The following samples were analyzed in this batch:

1302027-01A	1302027-05A	1302027-06A
1302027-07A	1302027-08A	1302027-09A
1302027-10A	1302027-11A	1302027-12A
1302027-13A	1302027-14A	1302027-15A
1302027-16A		

Note: See Qualifiers Page for a list of Qualifiers and their explanation.

Client: ARCADIS U.S., Inc.
Project: Former Foster AFB Skeet Range
WorkOrder: **1302027**

QUALIFIERS, ACRONYMS, UNITS

Qualifier	Description
*	Value exceeds Regulatory Limit
a	Not accredited
B	Analyte detected in the associated Method Blank above the Reporting Limit
E	Value above quantitation range
H	Analyzed outside of Holding Time
J	Analyte detected below quantitation limit
M	Manually integrated, see raw data for justification
n	Not offered for accreditation
ND	Not Detected at the Reporting Limit
O	Sample amount is > 4 times amount spiked
P	Dual Column results percent difference > 40%
R	RPD above laboratory control limit
S	Spike Recovery outside laboratory control limits
U	Analyzed but not detected above the MDL

Acronym	Description
DCS	Detectability Check Study
DUP	Method Duplicate
LCS	Laboratory Control Sample
LCSD	Laboratory Control Sample Duplicate
MBLK	Method Blank
MDL	Method Detection Limit
MQL	Method Quantitation Limit
MS	Matrix Spike
MSD	Matrix Spike Duplicate
PDS	Post Digestion Spike
PQL	Practical Quantitation Limit
SD	Serial Dilution
SDL	Sample Detection Limit
TRRP	Texas Risk Reduction Program

Units Reported	Description
µg/Kg	Micrograms per Kilogram

ALS Environmental

Sample Receipt Checklist

Client Name: **MAL PIRNIE AZ** Date/Time Received: **25-Jan-13 09:55**

Work Order: **1302027** Received by: **PMG**

Checklist completed by Johnnie B. Allen (eSignature) 01-Feb-13 (Date) Reviewed by: Kristin M Brown (eSignature) 01-Mar-13 (Date)

Matrices: soil
Carrier name: Client

Shipping container/cooler in good condition?	Yes ☑	No ☐	Not Present ☐
Custody seals intact on shipping container/cooler?	Yes ☐	No ☐	Not Present ☑
Custody seals intact on sample bottles?	Yes ☐	No ☐	Not Present ☑
Chain of custody present?	Yes ☑	No ☐	
Chain of custody signed when relinquished and received?	Yes ☑	No ☐	
Chain of custody agrees with sample labels?	Yes ☑	No ☐	
Samples in proper container/bottle?	Yes ☑	No ☐	
Sample containers intact?	Yes ☑	No ☐	
Sufficient sample volume for indicated test?	Yes ☑	No ☐	
All samples received within holding time?	Yes ☑	No ☐	
Container/Temp Blank temperature in compliance?	Yes ☑	No ☐	
Temperature(s)/Thermometer(s):	21.5 C/uc	IR 1	
Cooler(s)/Kit(s):	Bucket/Ziplock		
Date/Time sample(s) sent to storage:	1/25/13 12:18		
Water - VOA vials have zero headspace?	Yes ☐	No ☐	No VOA vials submitted ☑
Water - pH acceptable upon receipt?	Yes ☐	No ☐	N/A ☑
pH adjusted?	Yes ☐	No ☐	N/A ☑
pH adjusted by:			

Login Notes:

Client Contacted: Date Contacted: Person Contacted:

Contacted By: Regarding:

Comments:

CorrectiveAction:

SRC Page 1 of 1

Chain of Custody Form

ALS Environmental

Page 1 of 1

COC ID: 20130125.1

☐ Cincinnati, OH +1 513 733 5336
☐ Everett, WA +1 425 356 2600
☐ Fort Collins, CO +1 970 490 1511

1302027

AGM-HOU: ARCADIS U.S., Inc.

Project: Former Foster AFB Skeet Range

ALS Project Manager:

Customer Information		Project Information		Parameter/Method Request for Analysis	
Purchase Order		Project Name	Former Foster AFB Skeet Range	A	Contact Mike Madl and Glenn Hoeger
Work Order		Project Number	06262044.0000	B	Refrigerate
Company Name	Mike Madl	Bill To Company	Mike Madl	C	
Send Report To		Invoice Attn.		D	
Address	777 Main Street Suite 1250	Address	777 Main Street Suite 1250	E F	
City/State/Zip	Ft Worth, TX 76102	City/State/Zip	Ft Worth, TX 76102	G	
Phone	817-877-9978	Phone	817-877-9978	H	
Fax		Fax		I	
e-Mail Address	mike.madl@arcadis-us.com	e-Mail Address	mike.madl@arcadis-us.com	J	

No.	Sample Description	Date	Time	Matrix	Pres.	# Bottles	A	B	C	D	E	F	G	H	I	J	Hold
1	VAR Runway Sample	01/24/13	16:06	Soil		4	X	X									
2	FAFB-BSS-UNIMPACTED	01/24/13	16:20	Soil		1	X	X									
3	FAFB-BSS-G3-01	01/24/13	16:40	Soil		1	X	X									
4	FAFB-BSS-G3-02	01/24/13	16:50	Soil		1	X	X									
5																	
6																	
7																	
8																	
9																	
10																	

26 of 26

Sampler(s): Please Print & Sign
Joe Anzaldua

Shipment Method: drop off at ALS

Required Turnaround Time: ☐ STD 10 Wk Days ☐ 5 Wk Days ☐ 2 Wk Days ☐ 24 Hour ☑ Other

Results Due Date:

Relinquished by:	Date:	Time:	Received by:	Notes: Contact Mike Madl
Joe Anzaldua	1-25-13	0955		
Relinquished by:	Date:	Time:	Received by (Laboratory): 1.25.13. 0955	Cooler Temp.
Logged by (Laboratory):	Date:	Time:	Checked by (Laboratory):	

QC Package: (Check Box Below)

	Level II: Standard QC		TRRP CHKLST
	Level III: Std QC + Raw Data		TRRP LVL IV
	Level IV: SW846 CLP-Like		
X	Other: Contact PM		

Preservative Key: 1-HCL 2-HNO3 3-H2SO4 4-NaOH 5-Na2S2O3 6-NaHSO4 7-Other 8-4 degrees C 9-5035

Note: Any changes must be made in writing once samples and COC Form have been submitted to ALS Environmental.

Copyright 2011 by ALS Group

19-Apr-2013

Glenn Hoeger
ARCADIS U.S., Inc.
One South Church Avenue, Suite 1120
Tucson, AZ 85701

Tel: (520) 629-8282
Fax: (520) 620-6476

Re: Foster Pilot Study

Work Order: **1304231**

Dear Glenn,

ALS Environmental received 5 samples on 25-Jan-2013 09:55 AM for the analyses presented in the following report.

The analytical data provided relates directly to the samples received by ALS Environmental and for only the analyses requested. Results are expressed as "as received" unless otherwise noted.

QC sample results for this data met EPA or laboratory specifications except as noted in the Case Narrative or as noted with qualifiers in the QC batch information. Should this laboratory report need to be reproduced, it should be reproduced in full unless written approval has been obtained by ALS Environmental. Samples will be disposed in 30 days unless storage arrangements are made.

The total number of pages in this report is 16.

If you have any questions regarding this report, please feel free to call me.

Sincerely,

Bethany McDaniel

Electronically approved by: Jumoke M. Lawal

Bethany McDaniel
Project Manager

Certificate No: T104704231-12-10

ALS Environmental

Date: 19-Apr-13

Client: ARCADIS U.S., Inc.
Project: Foster Pilot Study
Work Order: **1304231**

Work Order Sample Summary

Lab Samp ID	Client Sample ID	Matrix	Tag Number	Collection Date	Date Received	Hold
1304231-01	Series Sieve Sample #1	Soil		1/24/2013 16:40	1/25/2013 09:55	☐
1304231-02	Series Sieve Sample #2	Soil		1/24/2013 16:40	1/25/2013 09:55	☐
1304231-03	Series Sieve Sample #3	Soil		1/24/2013 16:40	1/25/2013 09:55	☐
1304231-04	Series Sieve Sample #4	Soil		1/24/2013 16:40	1/25/2013 09:55	☐
1304231-05	Series Sieve Sample #5	Soil		1/24/2013 16:40	1/25/2013 09:55	☐

Client:	ARCADIS U.S., Inc.
Project:	Foster Pilot Study
Work Order:	1304231

Case Narrative

Batch 69209, Method 8270_PAH_S, Sample 1304231-04A: Samples in W/O #1304231 were analyzed out of holding time per client's request. Unable to run these samples at DF-1 due to sample matrix.

Batch R145949, Method TOC_S, Sample 1304231-01A: SAMPLES RECEIVED OUT OF HOLD

Batch R145949, Method TOC_S, Sample 1304231-02A: SAMPLES RECEIVED OUT OF HOLD

Batch R145949, Method TOC_S, Sample 1304231-03A: SAMPLES RECEIVED OUT OF HOLD

Batch R145949, Method TOC_S, Sample 1304231-04A: SAMPLES RECEIVED OUT OF HOLD

Batch R145949, Method TOC_S, Sample 1304231-04AMSD: MSD FAILED DUE TO MATRIX INTERFERENCES

Batch R145949, Method TOC_S, Sample 1304231-05A: SAMPLES RECEIVED OUT OF HOLD

Batch 69209, Method 3541_B, Sample 1304231-01A: The prep HoldTime was exceeded by 67 days.

Batch 69209, Method 3541_B, Sample 1304231-02A: The prep HoldTime was exceeded by 67 days.

Batch 69209, Method 3541_B, Sample 1304231-03A: The prep HoldTime was exceeded by 67 days.

Batch 69209, Method 3541_B, Sample 1304231-04A: The prep HoldTime was exceeded by 67 days.

Batch 69209, Method 3541_B, Sample 1304231-05A: The prep HoldTime was exceeded by 67 days.

ALS Environmental

Date: *19-Apr-13*

Client: ARCADIS U.S., Inc.
Project: Foster Pilot Study
Work Order: 1304231
Sample ID: Series Sieve Sample #1
Lab ID: 1304231-01
Collection Date: 1/24/2013 04:40 PM
Matrix: SOIL

Analyses	Result	Qual	Report Limit	Units	Dilution Factor	Date Prep	Date Analyzed
PAHS			**SW8270**				Analyst: **JLJ**
Acenaphthene	**8,600**	H	**2,500**	**µg/Kg**	10	4/15/2013	4/17/2013 12:38 AM
Acenaphthylene	ND	H	2,500	µg/Kg	10	4/15/2013	4/17/2013 12:38 AM
Anthracene	**33,000**	H	**2,500**	**µg/Kg**	10	4/15/2013	4/17/2013 12:38 AM
Benz(a)anthracene	**290,000**	H	**25,000**	**µg/Kg**	100	4/15/2013	4/17/2013 03:36 PM
Benzo(a)pyrene	**300,000**	H	**25,000**	**µg/Kg**	100	4/15/2013	4/17/2013 03:36 PM
Benzo(b)fluoranthene	**450,000**	H	**25,000**	**µg/Kg**	100	4/15/2013	4/17/2013 03:36 PM
Benzo(g,h,i)perylene	**230,000**	H	**25,000**	**µg/Kg**	100	4/15/2013	4/17/2013 03:36 PM
Benzo(k)fluoranthene	**110,000**	H	**25,000**	**µg/Kg**	100	4/15/2013	4/17/2013 03:36 PM
Chrysene	**55,000**	H	**2,500**	**µg/Kg**	10	4/15/2013	4/17/2013 12:38 AM
Dibenz(a,h)anthracene	**63,000**	H	**25,000**	**µg/Kg**	100	4/15/2013	4/17/2013 03:36 PM
Fluoranthene	**380,000**	H	**25,000**	**µg/Kg**	100	4/15/2013	4/17/2013 03:36 PM
Fluorene	**5,000**	H	**2,500**	**µg/Kg**	10	4/15/2013	4/17/2013 12:38 AM
Indeno(1,2,3-cd)pyrene	**260,000**	H	**25,000**	**µg/Kg**	100	4/15/2013	4/17/2013 03:36 PM
Naphthalene	**5,800**	H	**2,500**	**µg/Kg**	10	4/15/2013	4/17/2013 12:38 AM
Phenanthrene	**190,000**	H	**25,000**	**µg/Kg**	100	4/15/2013	4/17/2013 03:36 PM
Pyrene	**400,000**	H	**25,000**	**µg/Kg**	100	4/15/2013	4/17/2013 03:36 PM
Surr: 2-Fluorobiphenyl	*54.8*		*43-125*	*%REC*	10	4/15/2013	4/17/2013 12:38 AM
Surr: 2-Fluorobiphenyl	*61.4*		*43-125*	*%REC*	100	4/15/2013	4/17/2013 03:36 PM
Surr: 4-Terphenyl-d14	*80.9*		*32-125*	*%REC*	10	4/15/2013	4/17/2013 12:38 AM
Surr: 4-Terphenyl-d14	*78.3*		*32-125*	*%REC*	100	4/15/2013	4/17/2013 03:36 PM
Surr: Nitrobenzene-d5	*47.0*		*37-125*	*%REC*	10	4/15/2013	4/17/2013 12:38 AM
Surr: Nitrobenzene-d5	*49.7*		*37-125*	*%REC*	100	4/15/2013	4/17/2013 03:36 PM
TOTAL ORGANIC CARBON			**SW9060**				Analyst: **JKP**
Total Organic Carbon	**6.81**	H	**0.0600**	**wt%-dry**	1		4/17/2013 01:43 PM

Note: See Qualifiers Page for a list of qualifiers and their explanation.

ALS Environmental

Date: *19-Apr-13*

Client: ARCADIS U.S., Inc.
Project: Foster Pilot Study
Work Order: 1304231
Sample ID: Series Sieve Sample #2
Lab ID: 1304231-02
Collection Date: 1/24/2013 04:40 PM
Matrix: SOIL

Analyses	Result	Qual	Report Limit	Units	Dilution Factor	Date Prep	Date Analyzed
PAHS			**SW8270**				Analyst: **JLJ**
Acenaphthene	**3,700**	H	**1,700**	**µg/Kg**	10	4/15/2013	4/17/2013 03:58 PM
Acenaphthylene	ND	H	1,700	µg/Kg	10	4/15/2013	4/17/2013 03:58 PM
Anthracene	**13,000**	H	**1,700**	**µg/Kg**	10	4/15/2013	4/17/2013 03:58 PM
Benz(a)anthracene	**120,000**	H	**17,000**	**µg/Kg**	100	4/15/2013	4/17/2013 04:21 PM
Benzo(a)pyrene	**140,000**	H	**17,000**	**µg/Kg**	100	4/15/2013	4/17/2013 04:21 PM
Benzo(b)fluoranthene	**210,000**	H	**17,000**	**µg/Kg**	100	4/15/2013	4/17/2013 04:21 PM
Benzo(g,h,i)perylene	**100,000**	H	**17,000**	**µg/Kg**	100	4/15/2013	4/17/2013 04:21 PM
Benzo(k)fluoranthene	**46,000**	H	**17,000**	**µg/Kg**	100	4/15/2013	4/17/2013 04:21 PM
Chrysene	**46,000**	H	**1,700**	**µg/Kg**	10	4/15/2013	4/17/2013 03:58 PM
Dibenz(a,h)anthracene	**40,000**	H	**1,700**	**µg/Kg**	10	4/15/2013	4/17/2013 03:58 PM
Fluoranthene	**170,000**	H	**17,000**	**µg/Kg**	100	4/15/2013	4/17/2013 04:21 PM
Fluorene	**2,000**	H	**1,700**	**µg/Kg**	10	4/15/2013	4/17/2013 03:58 PM
Indeno(1,2,3-cd)pyrene	**120,000**	H	**17,000**	**µg/Kg**	100	4/15/2013	4/17/2013 04:21 PM
Naphthalene	**2,100**	H	**1,700**	**µg/Kg**	10	4/15/2013	4/17/2013 03:58 PM
Phenanthrene	**73,000**	H	**17,000**	**µg/Kg**	100	4/15/2013	4/17/2013 04:21 PM
Pyrene	**160,000**	H	**17,000**	**µg/Kg**	100	4/15/2013	4/17/2013 04:21 PM
Surr: 2-Fluorobiphenyl	*75.3*		*43-125*	*%REC*	10	4/15/2013	4/17/2013 03:58 PM
Surr: 2-Fluorobiphenyl	*79.2*		*43-125*	*%REC*	100	4/15/2013	4/17/2013 04:21 PM
Surr: 4-Terphenyl-d14	*89.3*		*32-125*	*%REC*	10	4/15/2013	4/17/2013 03:58 PM
Surr: 4-Terphenyl-d14	*96.9*		*32-125*	*%REC*	100	4/15/2013	4/17/2013 04:21 PM
Surr: Nitrobenzene-d5	*67.8*		*37-125*	*%REC*	10	4/15/2013	4/17/2013 03:58 PM
Surr: Nitrobenzene-d5	*73.9*		*37-125*	*%REC*	100	4/15/2013	4/17/2013 04:21 PM
TOTAL ORGANIC CARBON			**SW9060**				Analyst: **JKP**
Total Organic Carbon	**4.82**	H	**0.0600**	**wt%-dry**	1		4/17/2013 02:08 PM

Note: See Qualifiers Page for a list of qualifiers and their explanation.

ALS Environmental

Date: *19-Apr-13*

Client: ARCADIS U.S., Inc.
Project: Foster Pilot Study
Work Order: 1304231
Sample ID: Series Sieve Sample #3
Lab ID: 1304231-03
Collection Date: 1/24/2013 04:40 PM
Matrix: SOIL

Analyses	Result	Qual	Report Limit	Units	Dilution Factor	Date Prep	Date Analyzed
PAHS			**SW8270**				Analyst: **JLJ**
Acenaphthene	ND	H	1,700	µg/Kg	10	4/15/2013	4/17/2013 04:43 PM
Acenaphthylene	ND	H	1,700	µg/Kg	10	4/15/2013	4/17/2013 04:43 PM
Anthracene	**5,700**	H	**1,700**	**µg/Kg**	10	4/15/2013	4/17/2013 04:43 PM
Benz(a)anthracene	**63,000**	H	**17,000**	**µg/Kg**	100	4/15/2013	4/17/2013 05:06 PM
Benzo(a)pyrene	**74,000**	H	**17,000**	**µg/Kg**	100	4/15/2013	4/17/2013 05:06 PM
Benzo(b)fluoranthene	**110,000**	H	**17,000**	**µg/Kg**	100	4/15/2013	4/17/2013 05:06 PM
Benzo(g,h,i)perylene	**58,000**	H	**17,000**	**µg/Kg**	100	4/15/2013	4/17/2013 05:06 PM
Benzo(k)fluoranthene	**38,000**	H	**17,000**	**µg/Kg**	100	4/15/2013	4/17/2013 05:06 PM
Chrysene	**42,000**	H	**1,700**	**µg/Kg**	10	4/15/2013	4/17/2013 04:43 PM
Dibenz(a,h)anthracene	**24,000**	H	**1,700**	**µg/Kg**	10	4/15/2013	4/17/2013 04:43 PM
Fluoranthene	**90,000**	H	**17,000**	**µg/Kg**	100	4/15/2013	4/17/2013 05:06 PM
Fluorene	ND	H	1,700	µg/Kg	10	4/15/2013	4/17/2013 04:43 PM
Indeno(1,2,3-cd)pyrene	**68,000**	H	**17,000**	**µg/Kg**	100	4/15/2013	4/17/2013 05:06 PM
Naphthalene	ND	H	1,700	µg/Kg	10	4/15/2013	4/17/2013 04:43 PM
Phenanthrene	**26,000**	H	**1,700**	**µg/Kg**	10	4/15/2013	4/17/2013 04:43 PM
Pyrene	**53,000**	H	**1,700**	**µg/Kg**	10	4/15/2013	4/17/2013 04:43 PM
Surr: 2-Fluorobiphenyl	*83.9*		*43-125*	*%REC*	10	4/15/2013	4/17/2013 04:43 PM
Surr: 2-Fluorobiphenyl	*94.8*		*43-125*	*%REC*	100	4/15/2013	4/17/2013 05:06 PM
Surr: 4-Terphenyl-d14	*94.4*		*32-125*	*%REC*	10	4/15/2013	4/17/2013 04:43 PM
Surr: 4-Terphenyl-d14	*111*		*32-125*	*%REC*	100	4/15/2013	4/17/2013 05:06 PM
Surr: Nitrobenzene-d5	*74.3*		*37-125*	*%REC*	10	4/15/2013	4/17/2013 04:43 PM
Surr: Nitrobenzene-d5	*79.1*		*37-125*	*%REC*	100	4/15/2013	4/17/2013 05:06 PM
TOTAL ORGANIC CARBON			**SW9060**				Analyst: **JKP**
Total Organic Carbon	**3.66**	H	**0.0600**	**wt%-dry**	1		4/17/2013 02:23 PM

Note: See Qualifiers Page for a list of qualifiers and their explanation.

ALS Environmental

Date: *19-Apr-13*

Client: ARCADIS U.S., Inc.
Project: Foster Pilot Study
Work Order: 1304231
Sample ID: Series Sieve Sample #4
Lab ID: 1304231-04
Collection Date: 1/24/2013 04:40 PM
Matrix: SOIL

Analyses	Result	Qual	Report Limit	Units	Dilution Factor	Date Prep	Date Analyzed
PAHS			**SW8270**				Analyst: **JLJ**
Acenaphthene	**1,800**	H	**1,700**	**µg/Kg**	10	4/15/2013	4/16/2013 10:03 PM
Acenaphthylene	ND	H	1,700	µg/Kg	10	4/15/2013	4/16/2013 10:03 PM
Anthracene	**6,100**	H	**1,700**	**µg/Kg**	10	4/15/2013	4/16/2013 10:03 PM
Benz(a)anthracene	**63,000**	H	**17,000**	**µg/Kg**	100	4/15/2013	4/16/2013 10:31 PM
Benzo(a)pyrene	**74,000**	H	**17,000**	**µg/Kg**	100	4/15/2013	4/16/2013 10:31 PM
Benzo(b)fluoranthene	**110,000**	H	**17,000**	**µg/Kg**	100	4/15/2013	4/16/2013 10:31 PM
Benzo(g,h,i)perylene	**58,000**	H	**17,000**	**µg/Kg**	100	4/15/2013	4/16/2013 10:31 PM
Benzo(k)fluoranthene	**30,000**	H	**17,000**	**µg/Kg**	100	4/15/2013	4/16/2013 10:31 PM
Chrysene	**49,000**	H	**1,700**	**µg/Kg**	10	4/15/2013	4/16/2013 10:03 PM
Dibenz(a,h)anthracene	**25,000**	H	**1,700**	**µg/Kg**	10	4/15/2013	4/16/2013 10:03 PM
Fluoranthene	**84,000**	H	**17,000**	**µg/Kg**	100	4/15/2013	4/16/2013 10:31 PM
Fluorene	ND	H	1,700	µg/Kg	10	4/15/2013	4/16/2013 10:03 PM
Indeno(1,2,3-cd)pyrene	**67,000**	H	**17,000**	**µg/Kg**	100	4/15/2013	4/16/2013 10:31 PM
Naphthalene	ND	H	1,700	µg/Kg	10	4/15/2013	4/16/2013 10:03 PM
Phenanthrene	**28,000**	H	**1,700**	**µg/Kg**	10	4/15/2013	4/16/2013 10:03 PM
Pyrene	**85,000**	H	**17,000**	**µg/Kg**	100	4/15/2013	4/16/2013 10:31 PM
Surr: 2-Fluorobiphenyl	*89.0*		*43-125*	*%REC*	10	4/15/2013	4/16/2013 10:03 PM
Surr: 2-Fluorobiphenyl	*97.8*		*43-125*	*%REC*	100	4/15/2013	4/16/2013 10:31 PM
Surr: 4-Terphenyl-d14	*94.7*		*32-125*	*%REC*	10	4/15/2013	4/16/2013 10:03 PM
Surr: 4-Terphenyl-d14	*114*		*32-125*	*%REC*	100	4/15/2013	4/16/2013 10:31 PM
Surr: Nitrobenzene-d5	*82.1*		*37-125*	*%REC*	10	4/15/2013	4/16/2013 10:03 PM
Surr: Nitrobenzene-d5	*83.5*		*37-125*	*%REC*	100	4/15/2013	4/16/2013 10:31 PM
TOTAL ORGANIC CARBON			**SW9060**				Analyst: **JKP**
Total Organic Carbon	**4.45**	H	**0.0600**	**wt%-dry**	1		4/17/2013 03:16 PM

Note: See Qualifiers Page for a list of qualifiers and their explanation.

ALS Environmental

Date: *19-Apr-13*

Client: ARCADIS U.S., Inc.
Project: Foster Pilot Study
Work Order: 1304231
Sample ID: Series Sieve Sample #5
Lab ID: 1304231-05
Collection Date: 1/24/2013 04:40 PM
Matrix: SOIL

Analyses	Result	Qual	Report Limit	Units	Dilution Factor	Date Prep	Date Analyzed
PAHS			**SW8270**				Analyst: **JLJ**
Acenaphthene	ND	H	2,500	µg/Kg	10	4/15/2013	4/16/2013 11:20 PM
Acenaphthylene	ND	H	2,500	µg/Kg	10	4/15/2013	4/16/2013 11:20 PM
Anthracene	**6,900**	H	**2,500**	**µg/Kg**	10	4/15/2013	4/16/2013 11:20 PM
Benz(a)anthracene	**66,000**	H	**2,500**	**µg/Kg**	10	4/15/2013	4/16/2013 11:20 PM
Benzo(a)pyrene	**74,000**	H	**2,500**	**µg/Kg**	10	4/15/2013	4/16/2013 11:20 PM
Benzo(b)fluoranthene	**130,000**	H	**25,000**	**µg/Kg**	100	4/15/2013	4/16/2013 11:48 PM
Benzo(g,h,i)perylene	**62,000**	H	**2,500**	**µg/Kg**	10	4/15/2013	4/16/2013 11:20 PM
Benzo(k)fluoranthene	**38,000**	H	**25,000**	**µg/Kg**	100	4/15/2013	4/16/2013 11:48 PM
Chrysene	**62,000**	H	**2,500**	**µg/Kg**	10	4/15/2013	4/16/2013 11:20 PM
Dibenz(a,h)anthracene	**29,000**	H	**2,500**	**µg/Kg**	10	4/15/2013	4/16/2013 11:20 PM
Fluoranthene	**71,000**	H	**2,500**	**µg/Kg**	10	4/15/2013	4/16/2013 11:20 PM
Fluorene	ND	H	2,500	µg/Kg	10	4/15/2013	4/16/2013 11:20 PM
Indeno(1,2,3-cd)pyrene	**75,000**	H	**2,500**	**µg/Kg**	10	4/15/2013	4/16/2013 11:20 PM
Naphthalene	ND	H	2,500	µg/Kg	10	4/15/2013	4/16/2013 11:20 PM
Phenanthrene	**31,000**	H	**2,500**	**µg/Kg**	10	4/15/2013	4/16/2013 11:20 PM
Pyrene	**68,000**	H	**2,500**	**µg/Kg**	10	4/15/2013	4/16/2013 11:20 PM
Surr: 2-Fluorobiphenyl	*72.3*		*43-125*	*%REC*	10	4/15/2013	4/16/2013 11:20 PM
Surr: 2-Fluorobiphenyl	*83.4*		*43-125*	*%REC*	100	4/15/2013	4/16/2013 11:48 PM
Surr: 4-Terphenyl-d14	*77.7*		*32-125*	*%REC*	10	4/15/2013	4/16/2013 11:20 PM
Surr: 4-Terphenyl-d14	*98.4*		*32-125*	*%REC*	100	4/15/2013	4/16/2013 11:48 PM
Surr: Nitrobenzene-d5	*64.3*		*37-125*	*%REC*	10	4/15/2013	4/16/2013 11:20 PM
Surr: Nitrobenzene-d5	*68.1*		*37-125*	*%REC*	100	4/15/2013	4/16/2013 11:48 PM
TOTAL ORGANIC CARBON			**SW9060**				Analyst: **JKP**
Total Organic Carbon	**4.65**	H	**0.0600**	**wt%-dry**	1		4/17/2013 03:33 PM

Note: See Qualifiers Page for a list of qualifiers and their explanation.

Batch ID: **69209** Instrument ID **SV-5** Method: **SW8270**

MBLK Sample ID: **SBLKS1-130415-69209** Units: **µg/Kg** Analysis Date: **4/17/2013 11:07 AM**

Client ID: Run ID: **SV-5_130417A** SeqNo: **3183352** Prep Date: **4/15/2013** DF: **1**

Analyte	Result	PQL	SPK Val	SPK Ref Value	%REC	Control Limit	RPD Ref Value	%RPD	RPD Limit	Qual
Acenaphthene	ND	170								
Acenaphthylene	ND	170								
Anthracene	ND	170								
Benz(a)anthracene	ND	170								
Benzo(a)pyrene	ND	170								
Benzo(b)fluoranthene	ND	170								
Benzo(g,h,i)perylene	ND	170								
Benzo(k)fluoranthene	ND	170								
Chrysene	ND	170								
Dibenz(a,h)anthracene	ND	170								
Fluoranthene	ND	170								
Fluorene	ND	170								
Indeno(1,2,3-cd)pyrene	ND	170								
Naphthalene	ND	170								
Phenanthrene	ND	170								
Pyrene	ND	170								
Surr: 2-Fluorobiphenyl	2899	170	*3333*	0	*87*	*43-125*	0			
Surr: 4-Terphenyl-d14	3282	170	*3333*	0	*98.5*	*32-125*	0			
Surr: Nitrobenzene-d5	2725	170	*3333*	0	*81.7*	*37-125*	0			

Note: See Qualifiers Page for a list of Qualifiers and their explanation.

Client: ARCADIS U.S., Inc.
Work Order: 1304231
Project: Foster Pilot Study

QC BATCH REPORT

Batch ID: **69209** Instrument ID **SV-5** Method: **SW8270**

LCS Sample ID: **SLCSS1-130415-69209** Units: **µg/Kg** Analysis Date: **4/17/2013 11:29 AM**

Client ID: Run ID: **SV-5_130417A** SeqNo: **3183353** Prep Date: **4/15/2013** DF: **1**

Analyte	Result	PQL	SPK Val	SPK Ref Value	%REC	Control Limit	RPD Ref Value	%RPD	RPD Limit	Qual
Acenaphthene	1369	170	1667	0	82.2	55-120	0			
Acenaphthylene	1354	170	1667	0	81.3	55-120	0			
Anthracene	1369	170	1667	0	82.1	55-120	0			
Benz(a)anthracene	1539	170	1667	0	92.3	55-125	0			
Benzo(a)pyrene	1434	170	1667	0	86	55-120	0			
Benzo(b)fluoranthene	1766	170	1667	0	106	55-125	0			
Benzo(g,h,i)perylene	1519	170	1667	0	91.1	55-120	0			
Benzo(k)fluoranthene	1157	170	1667	0	69.4	55-130	0			
Chrysene	1367	170	1667	0	82	55-125	0			
Dibenz(a,h)anthracene	1519	170	1667	0	91.1	55-120	0			
Fluoranthene	1401	170	1667	0	84	55-125	0			
Fluorene	1396	170	1667	0	83.8	55-120	0			
Indeno(1,2,3-cd)pyrene	1818	170	1667	0	109	55-125	0			
Naphthalene	1339	170	1667	0	80.3	55-120	0			
Phenanthrene	1395	170	1667	0	83.7	55-120	0			
Pyrene	1403	170	1667	0	84.2	55-125	0			
Surr: 2-Fluorobiphenyl	2912	170	*3333*	0	*87.4*	*43-125*	0			
Surr: 4-Terphenyl-d14	3075	170	*3333*	0	*92.2*	*32-125*	0			
Surr: Nitrobenzene-d5	2610	170	*3333*	0	*78.3*	*37-125*	0			

Note: See Qualifiers Page for a list of Qualifiers and their explanation.

Client: ARCADIS U.S., Inc.
Work Order: 1304231
Project: Foster Pilot Study

QC BATCH REPORT

Batch ID: **69209** Instrument ID **SV-5** Method: **SW8270**

MS Sample ID: **1304528-02AMS** Units: **µg/Kg** Analysis Date: **4/17/2013 12:14 PM**

Client ID: Run ID: **SV-5_130417A** SeqNo: **3183372** Prep Date: **4/15/2013** DF: **1**

Analyte	Result	PQL	SPK Val	SPK Ref Value	%REC	Control Limit	RPD Ref Value	%RPD	RPD Limit	Qual
Acenaphthene	1372	170	1661	0	82.6	55-120	0			
Acenaphthylene	1365	170	1661	0	82.2	55-120	0			
Anthracene	1382	170	1661	0	83.2	55-120	0			
Benz(a)anthracene	1529	170	1661	0	92.1	55-125	0			
Benzo(a)pyrene	1420	170	1661	0	85.5	55-120	0			
Benzo(b)fluoranthene	1725	170	1661	0	104	55-125	0			
Benzo(g,h,i)perylene	1458	170	1661	0	87.8	55-120	0			
Benzo(k)fluoranthene	1255	170	1661	0	75.6	55-130	0			
Chrysene	1354	170	1661	0	81.5	55-125	0			
Dibenz(a,h)anthracene	1453	170	1661	0	87.5	55-120	0			
Fluoranthene	1342	170	1661	0	80.8	55-125	0			
Fluorene	1440	170	1661	0	86.7	55-120	0			
Indeno(1,2,3-cd)pyrene	1602	170	1661	0	96.4	55-125	0			
Naphthalene	1293	170	1661	0	77.9	55-120	0			
Phenanthrene	1488	170	1661	0	89.6	55-120	0			
Pyrene	1496	170	1661	0	90.1	55-125	0			
Surr: 2-Fluorobiphenyl	2910	170	*3321*	0	*87.6*	*43-125*	0			
Surr: 4-Terphenyl-d14	3326	170	*3321*	0	*100*	*32-125*	0			
Surr: Nitrobenzene-d5	2484	170	*3321*	0	*74.8*	*37-125*	0			

Note: See Qualifiers Page for a list of Qualifiers and their explanation.

Client: ARCADIS U.S., Inc.
Work Order: 1304231
Project: Foster Pilot Study

QC BATCH REPORT

Batch ID: **69209** Instrument ID **SV-5** Method: **SW8270**

MSD Sample ID: **1304528-02AMSD** Units: **µg/Kg** Analysis Date: **4/17/2013 12:36 PM**

Client ID: Run ID: **SV-5_130417A** SeqNo: **3183373** Prep Date: **4/15/2013** DF: **1**

Analyte	Result	PQL	SPK Val	SPK Ref Value	%REC	Control Limit	RPD Ref Value	%RPD	RPD Limit	Qual
Acenaphthene	1315	170	1660	0	79.2	55-120	1372	4.26	30	
Acenaphthylene	1300	170	1660	0	78.3	55-120	1365	4.91	30	
Anthracene	1337	170	1660	0	80.6	55-120	1382	3.29	30	
Benz(a)anthracene	1514	170	1660	0	91.2	55-125	1529	0.938	30	
Benzo(a)pyrene	1367	170	1660	0	82.4	55-120	1420	3.82	30	
Benzo(b)fluoranthene	1799	170	1660	0	108	55-125	1725	4.22	30	
Benzo(g,h,i)perylene	1432	170	1660	0	86.3	55-120	1458	1.78	30	
Benzo(k)fluoranthene	1056	170	1660	0	63.6	55-130	1255	17.2	30	
Chrysene	1287	170	1660	0	77.5	55-125	1354	5.11	30	
Dibenz(a,h)anthracene	1438	170	1660	0	86.6	55-120	1453	1	30	
Fluoranthene	1318	170	1660	0	79.4	55-125	1342	1.8	30	
Fluorene	1369	170	1660	0	82.5	55-120	1440	5.03	30	
Indeno(1,2,3-cd)pyrene	1673	170	1660	0	101	55-125	1602	4.36	30	
Naphthalene	1248	170	1660	0	75.2	55-120	1293	3.52	30	
Phenanthrene	1372	170	1660	0	82.6	55-120	1488	8.11	30	
Pyrene	1408	170	1660	0	84.8	55-125	1496	6.1	30	
Surr: 2-Fluorobiphenyl	2657	170	*3320*	0	*80*	*43-125*	2910	*9.09*	*30*	
Surr: 4-Terphenyl-d14	3084	170	*3320*	0	*92.9*	*32-125*	3326	*7.54*	*30*	
Surr: Nitrobenzene-d5	2430	170	*3320*	0	*73.2*	*37-125*	2484	*2.23*	*30*	

The following samples were analyzed in this batch:

1304231-01A	1304231-02A	1304231-03A
1304231-04A	1304231-05A	

Note: See Qualifiers Page for a list of Qualifiers and their explanation.

Client: ARCADIS U.S., Inc.
Work Order: 1304231
Project: Foster Pilot Study

QC BATCH REPORT

Batch ID: **R145949** Instrument ID **TOC_02** Method: **SW9060** **(Dissolve)**

MBLK Sample ID: **WBLKW1-R145949** Units: **wt%-dry** Analysis Date: **4/17/2013 11:58 AM**
Client ID: Run ID: **TOC_02_130416D** SeqNo: **3184088** Prep Date: DF: **1**

Analyte	Result	PQL	SPK Val	SPK Ref Value	%REC	Control Limit	RPD Ref Value	%RPD	RPD Limit	Qual
Total Organic Carbon	ND	0.060								

LCS Sample ID: **WLCSW1-R145949** Units: **wt%-dry** Analysis Date: **4/17/2013 01:09 PM**
Client ID: Run ID: **TOC_02_130416D** SeqNo: **3184089** Prep Date: DF: **1**

Analyte	Result	PQL	SPK Val	SPK Ref Value	%REC	Control Limit	RPD Ref Value	%RPD	RPD Limit	Qual
Total Organic Carbon	104.4	0.060	100	0	104	80-120	0			

MS Sample ID: **1304231-04AMS** Units: **wt%-dry** Analysis Date: **4/17/2013 04:02 PM**
Client ID: **Series Sieve Sample #4** Run ID: **TOC_02_130416D** SeqNo: **3184095** Prep Date: DF: **1**

Analyte	Result	PQL	SPK Val	SPK Ref Value	%REC	Control Limit	RPD Ref Value	%RPD	RPD Limit	Qual
Total Organic Carbon	6.559	0.060	2	4.451	105	80-120	0			H

MSD Sample ID: **1304231-04AMSD** Units: **wt%-dry** Analysis Date: **4/17/2013 05:27 PM**
Client ID: **Series Sieve Sample #4** Run ID: **TOC_02_130416D** SeqNo: **3184096** Prep Date: DF: **1**

Analyte	Result	PQL	SPK Val	SPK Ref Value	%REC	Control Limit	RPD Ref Value	%RPD	RPD Limit	Qual
Total Organic Carbon	6.949	0.060	2	4.451	125	80-120	6.559	5.77	30	SH

The following samples were analyzed in this batch:

1304231-01A	1304231-02A	1304231-03A
1304231-04A	1304231-05A	

Note: See Qualifiers Page for a list of Qualifiers and their explanation.

ALS Environmental

Date: 19-Apr-13

Client: ARCADIS U.S., Inc.
Project: Foster Pilot Study
WorkOrder: **1304231**

QUALIFIERS, ACRONYMS, UNITS

Qualifier	Description
*	Value exceeds Regulatory Limit
a	Not accredited
B	Analyte detected in the associated Method Blank above the Reporting Limit
E	Value above quantitation range
H	Analyzed outside of Holding Time
J	Analyte detected below quantitation limit
M	Manually integrated, see raw data for justification
n	Not offered for accreditation
ND	Not Detected at the Reporting Limit
O	Sample amount is > 4 times amount spiked
P	Dual Column results percent difference > 40%
R	RPD above laboratory control limit
S	Spike Recovery outside laboratory control limits
U	Analyzed but not detected above the MDL

Acronym	Description
DCS	Detectability Check Study
DUP	Method Duplicate
LCS	Laboratory Control Sample
LCSD	Laboratory Control Sample Duplicate
MBLK	Method Blank
MDL	Method Detection Limit
MQL	Method Quantitation Limit
MS	Matrix Spike
MSD	Matrix Spike Duplicate
PDS	Post Digestion Spike
PQL	Practical Quantitation Limit
SD	Serial Dilution
SDL	Sample Detection Limit
TRRP	Texas Risk Reduction Program

Units Reported	Description
µg/Kg	Micrograms per Kilogram
wt%-dry	

ALS Environmental

Sample Receipt Checklist

Client Name: **MAL PIRNIE AZ** Date/Time Received: **25-Jan-13 09:55**

Work Order: **1302027** Received by: **PMG**

Checklist completed by Johnnie B. Allen (eSignature) 01-Feb-13 (Date) Reviewed by: Kristin M Brown (eSignature) 01-Mar-13 (Date)

Matrices: soil
Carrier name: Client

Shipping container/cooler in good condition?	Yes ☑	No ☐	Not Present ☐
Custody seals intact on shipping container/cooler?	Yes ☐	No ☐	Not Present ☑
Custody seals intact on sample bottles?	Yes ☐	No ☐	Not Present ☑
Chain of custody present?	Yes ☑	No ☐	
Chain of custody signed when relinquished and received?	Yes ☑	No ☐	
Chain of custody agrees with sample labels?	Yes ☑	No ☐	
Samples in proper container/bottle?	Yes ☑	No ☐	
Sample containers intact?	Yes ☑	No ☐	
Sufficient sample volume for indicated test?	Yes ☑	No ☐	
All samples received within holding time?	Yes ☑	No ☐	
Container/Temp Blank temperature in compliance?	Yes ☑	No ☐	
Temperature(s)/Thermometer(s):	21.5 C/uc	IR 1	
Cooler(s)/Kit(s):	Bucket/Ziplock		
Date/Time sample(s) sent to storage:	1/25/13 12:18		
Water - VOA vials have zero headspace?	Yes ☐	No ☐	No VOA vials submitted ☑
Water - pH acceptable upon receipt?	Yes ☐	No ☐	N/A ☑
pH adjusted?	Yes ☐	No ☐	N/A ☑
pH adjusted by:			

Login Notes:

Client Contacted: Date Contacted: Person Contacted:

Contacted By: Regarding:

Comments:

CorrectiveAction:

SRC Page 1 of 1

ALS Environmental

Chain of Custody Form

Page 1 of 1

COC ID: 20130125.1

☐ Cincinnati, OH +1 513 733 5336
☐ Everett, WA +1 425 356 2600
☐ Fort Collins, CO +1 970 490 1511

1304231

MAL PIRNIE AZ: ARCADIS U.S., Inc.

Project: Foster Pilot Study

ALS Project Manager:

Customer Information		Project Information		Parameter/Method Request for Analysis	
Purchase Order		Project Name	Former Foster AFB Skeet Range	A	Contact Mike Madl and Glenn Hoeger
Work Order		Project Number	06262044.0000	B	Refrigerate
Company Name	Mike Madl ..	Bill To Company	Mike Madl	C	
Send Report To		Invoice Attn.		D	
Address	777 Main Street Suite 1250	Address	777 Main Street Suite 1250	E	
				F	
City/State/Zip	Ft Worth, TX 76102	City/State/Zip	Ft Worth, TX 76102	G	
Phone	817-877-9978	Phone	817-877-9978	H	
Fax		Fax		I	
e-Mail Address	mike.madl@arcadis-us.com	e-Mail Address	mike.madl@arcadis-us.com	J	

No.	Sample Description	Date	Time	Matrix	Pres.	# Bottles	A	B	C	D	E	F	G	H	I	J	Hold
1	VAR Runway Sample	01/24/13	16:06	Soil		4	X	X									
2	FAFB-BSS-UNIMPACTED	01/24/13	16:20	Soil		1	X	X									
3	FAFB-BSS-G3-01	01/24/13	16:40	Soil		1	X	X									
4	FAFB-BSS-G3-02	01/24/13	16:50	Soil		1	X	X									
5																	
6																	
7																	
8																	
9																	
10																	

Sampler(s): Please Print & Sign
Joe Anzaldua

Shipment Method: drop off at ALS

Required Turnaround Time: ☐ STD 10 Wk Days ☐ 5 Wk Days ☐ 2 Wk Days ☐ 24 Hour ☑ Other

Results Due Date:

Relinquished by:	Date:	Time:	Received by:	Notes: Contact Mike Madl
	1-25-13	0955		
Relinquished by:	Date:	Time:	Received by (Laboratory): 1.25.13. 0955	Cooler Temp.
Logged by (Laboratory):	Date:	Time:	Checked by (Laboratory):	

QC Package: (Check Box Below)

	Level II: Standard QC	TRRP CHKLST
	Level III: Std QC + Raw Data	TRRP LVL IV
	Level IV: SW846 CLP-Like	
X	Other: Contact PM	

Preservative Key: 1-HCL 2-HNO3 3-H2SO4 4-NaOH 5-Na2S2O3 6-NaHSO4 7-Other 8-4 degrees C 9-5035

Note: Any changes must be made in writing once samples and COC Form have been submitted to ALS Environmental.

Copyright 2011 by ALS Group

27-Jan-2014

Glenn Hoeger
ARCADIS U.S., Inc.
One South Church Avenue, Suite 1120
Tucson, AZ 85701

Tel: (520) 629-8282
Fax: (520) 620-6476

Re: Foster Pilot Study Work Order: **1304777**

Dear Glenn,

ALS Environmental received 13 samples on 25-Jan-2013 09:55 AM for the analyses presented in the following report.

The analytical data provided relates directly to the samples received by ALS Environmental and for only the analyses requested. Results are expressed as "as received" unless otherwise noted.

QC sample results for this data met EPA or laboratory specifications except as noted in the Case Narrative or as noted with qualifiers in the QC batch information. Should this laboratory report need to be reproduced, it should be reproduced in full unless written approval has been obtained by ALS Environmental. Samples will be disposed in 30 days unless storage arrangements are made.

The total number of pages in this report is 24.

If you have any questions regarding this report, please feel free to call me.

Sincerely,

Bethany McDaniel

Electronically approved by: Jumoke M. Lawal

Bethany McDaniel
Project Manager

Certificate No: T104704231-13-12

ALS Environmental

Date: 27-Jan-14

Client: ARCADIS U.S., Inc.
Project: Foster Pilot Study
Work Order: **1304777**

Work Order Sample Summary

Lab Samp ID	Client Sample ID	Matrix	Tag Number	Collection Date	Date Received	Hold
1304777-01	Test Article Soil Sample 1 of 3	Soil		1/24/2013 16:40	1/25/2013 09:55	☐
1304777-02	Test Article Soil sample 2 of 3	Soil		1/24/2013 16:40	1/25/2013 09:55	☐
1304777-03	Test Article Soil sample 3 of 3	Soil		1/24/2013 16:40	1/25/2013 09:55	☐
1304777-04	Test Article Acetone Extract First Run	Soil		1/24/2013 16:40	1/25/2013 09:55	☐
1304777-05	Test Article Acetone Extract Second Run	Soil		1/24/2013 16:40	1/25/2013 09:55	☐
1304777-06	Test Article Acetone Extract Third Run	Soil		1/24/2013 16:40	1/25/2013 09:55	☐
1304777-07	Clean Sample	Soil		1/24/2013 16:40	1/25/2013 09:55	☐
1304777-08	Fragment Article Sample 1 of 3	Soil		1/24/2013 16:40	1/25/2013 09:55	☐
1304777-09	Fragment Article Sample 2 of 3	Soil		1/24/2013 16:40	1/25/2013 09:55	☐
1304777-10	Fragment Article Sample 3 of 3	Soil		1/24/2013 16:40	1/25/2013 09:55	☐
1304777-11	Fragment Article Extract First Run	Soil		1/24/2013 16:40	1/25/2013 09:55	☐
1304777-12	Fragment Article Extract Second Run	Soil		1/24/2013 16:40	1/25/2013 09:55	☐
1304777-13	Fragment Article Extract Third Run	Soil		1/24/2013 16:40	1/25/2013 09:55	☐

ALS Environmental

Date: *27-Jan-14*

Client: ARCADIS U.S., Inc.

Project: Foster Pilot Study **Work Order:** 1304777

Sample ID: Test Article Soil Sample 1 of 3 **Lab ID:** 1304777-01

Collection Date: 1/24/2013 04:40 PM **Matrix:** SOIL

Analyses	Result	Qual	Report Limit	Units	Dilution Factor	Date Prep	Date Analyzed
PAHS			**SW8270**		SW3541		Analyst: **ACN**
Acenaphthene	**9,200**	H	**8,400**	**µg/Kg**	10	1/16/2014	1/17/2014 03:14 PM
Acenaphthylene	U	H	8,400	µg/Kg	10	1/16/2014	1/17/2014 03:14 PM
Anthracene	**36,000**	H	**8,400**	**µg/Kg**	10	1/16/2014	1/17/2014 03:14 PM
Benz(a)anthracene	**200,000**	H	**8,400**	**µg/Kg**	10	1/16/2014	1/17/2014 03:14 PM
Benzo(a)pyrene	**220,000**	H	**8,400**	**µg/Kg**	10	1/16/2014	1/17/2014 03:14 PM
Benzo(b)fluoranthene	**270,000**	H	**42,000**	**µg/Kg**	50	1/16/2014	1/19/2014 02:23 PM
Benzo(g,h,i)perylene	**170,000**	H	**8,400**	**µg/Kg**	10	1/16/2014	1/17/2014 03:14 PM
Benzo(k)fluoranthene	**87,000**	H	**8,400**	**µg/Kg**	10	1/16/2014	1/17/2014 03:14 PM
Chrysene	**220,000**	H	**8,400**	**µg/Kg**	10	1/16/2014	1/17/2014 03:14 PM
Dibenz(a,h)anthracene	**53,000**	H	**8,400**	**µg/Kg**	10	1/16/2014	1/17/2014 03:14 PM
Fluoranthene	**390,000**	H	**42,000**	**µg/Kg**	50	1/16/2014	1/19/2014 02:23 PM
Fluorene	**5,700**	JH	**8,400**	**µg/Kg**	10	1/16/2014	1/17/2014 03:14 PM
Indeno(1,2,3-cd)pyrene	**180,000**	H	**8,400**	**µg/Kg**	10	1/16/2014	1/17/2014 03:14 PM
Naphthalene	**5,500**	JH	**8,400**	**µg/Kg**	10	1/16/2014	1/17/2014 03:14 PM
Phenanthrene	**170,000**	H	**8,400**	**µg/Kg**	10	1/16/2014	1/17/2014 03:14 PM
Pyrene	**320,000**	H	**42,000**	**µg/Kg**	50	1/16/2014	1/19/2014 02:23 PM
Surr: 2-Fluorobiphenyl	*93.9*	J	*43-125*	*%REC*	10	1/16/2014	1/17/2014 03:14 PM
Surr: 2-Fluorobiphenyl	*0*	S	*43-125*	*%REC*	50	1/16/2014	1/19/2014 02:23 PM
Surr: 4-Terphenyl-d14	*106*	J	*32-125*	*%REC*	10	1/16/2014	1/17/2014 03:14 PM
Surr: 4-Terphenyl-d14	*0*	S	*32-125*	*%REC*	50	1/16/2014	1/19/2014 02:23 PM
Surr: Nitrobenzene-d5	*0*	S	*37-125*	*%REC*	50	1/16/2014	1/19/2014 02:23 PM
Surr: Nitrobenzene-d5	*81.8*	J	*37-125*	*%REC*	10	1/16/2014	1/17/2014 03:14 PM

Note: See Qualifiers Page for a list of qualifiers and their explanation.

ALS Environmental

Date: *27-Jan-14*

Client: ARCADIS U.S., Inc.

Project: Foster Pilot Study **Work Order:** 1304777

Sample ID: Test Article Soil sample 2 of 3 **Lab ID:** 1304777-02

Collection Date: 1/24/2013 04:40 PM **Matrix:** SOIL

Analyses	Result	Qual	Report Limit	Units	Dilution Factor	Date Prep	Date Analyzed
PAHS			**SW8270**		SW3541		Analyst: **ACN**
Acenaphthene	**11,000**	H	**8,400**	**µg/Kg**	10	1/16/2014	1/17/2014 05:17 PM
Acenaphthylene	U	H	8,400	µg/Kg	10	1/16/2014	1/17/2014 05:17 PM
Anthracene	**48,000**	H	**8,400**	**µg/Kg**	10	1/16/2014	1/17/2014 05:17 PM
Benz(a)anthracene	**240,000**	H	**42,000**	**µg/Kg**	50	1/16/2014	1/19/2014 02:46 PM
Benzo(a)pyrene	**280,000**	H	**42,000**	**µg/Kg**	50	1/16/2014	1/19/2014 02:46 PM
Benzo(b)fluoranthene	**320,000**	H	**42,000**	**µg/Kg**	50	1/16/2014	1/19/2014 02:46 PM
Benzo(g,h,i)perylene	**230,000**	H	**8,400**	**µg/Kg**	10	1/16/2014	1/17/2014 05:17 PM
Benzo(k)fluoranthene	**77,000**	H	**8,400**	**µg/Kg**	10	1/16/2014	1/17/2014 05:17 PM
Chrysene	**280,000**	H	**42,000**	**µg/Kg**	50	1/16/2014	1/19/2014 02:46 PM
Dibenz(a,h)anthracene	**43,000**	H	**8,400**	**µg/Kg**	10	1/16/2014	1/17/2014 05:17 PM
Fluoranthene	**410,000**	H	**42,000**	**µg/Kg**	50	1/16/2014	1/19/2014 02:46 PM
Fluorene	**7,400**	JH	**8,400**	**µg/Kg**	10	1/16/2014	1/17/2014 05:17 PM
Indeno(1,2,3-cd)pyrene	**260,000**	H	**8,400**	**µg/Kg**	10	1/16/2014	1/17/2014 05:17 PM
Naphthalene	**6,800**	JH	**8,400**	**µg/Kg**	10	1/16/2014	1/17/2014 05:17 PM
Phenanthrene	**220,000**	H	**8,400**	**µg/Kg**	10	1/16/2014	1/17/2014 05:17 PM
Pyrene	**490,000**	H	**42,000**	**µg/Kg**	50	1/16/2014	1/19/2014 02:46 PM
Surr: 2-Fluorobiphenyl	*93.0*	J	*43-125*	*%REC*	10	1/16/2014	1/17/2014 05:17 PM
Surr: 2-Fluorobiphenyl	*0*	S	*43-125*	*%REC*	50	1/16/2014	1/19/2014 02:46 PM
Surr: 4-Terphenyl-d14	*108*	J	*32-125*	*%REC*	10	1/16/2014	1/17/2014 05:17 PM
Surr: 4-Terphenyl-d14	*0*	S	*32-125*	*%REC*	50	1/16/2014	1/19/2014 02:46 PM
Surr: Nitrobenzene-d5	*0*	S	*37-125*	*%REC*	50	1/16/2014	1/19/2014 02:46 PM
Surr: Nitrobenzene-d5	*75.2*	J	*37-125*	*%REC*	10	1/16/2014	1/17/2014 05:17 PM

Note: See Qualifiers Page for a list of qualifiers and their explanation.

ALS Environmental

Date: *27-Jan-14*

Client: ARCADIS U.S., Inc.

Project: Foster Pilot Study **Work Order:** 1304777

Sample ID: Test Article Soil sample 3 of 3 **Lab ID:** 1304777-03

Collection Date: 1/24/2013 04:40 PM **Matrix:** SOIL

Analyses	Result	Qual	Report Limit	Units	Dilution Factor	Date Prep	Date Analyzed
PAHS			**SW8270**		SW3541		Analyst: **ACN**
Acenaphthene	**11,000**	H	**8,400**	**µg/Kg**	10	1/16/2014	1/17/2014 05:39 PM
Acenaphthylene	U	H	8,400	µg/Kg	10	1/16/2014	1/17/2014 05:39 PM
Anthracene	**46,000**	H	**8,400**	**µg/Kg**	10	1/16/2014	1/17/2014 05:39 PM
Benz(a)anthracene	**250,000**	H	**8,400**	**µg/Kg**	10	1/16/2014	1/17/2014 05:39 PM
Benzo(a)pyrene	**260,000**	H	**42,000**	**µg/Kg**	50	1/16/2014	1/19/2014 06:24 PM
Benzo(b)fluoranthene	**310,000**	H	**42,000**	**µg/Kg**	50	1/16/2014	1/19/2014 06:24 PM
Benzo(g,h,i)perylene	**210,000**	H	**8,400**	**µg/Kg**	10	1/16/2014	1/17/2014 05:39 PM
Benzo(k)fluoranthene	**95,000**	H	**8,400**	**µg/Kg**	10	1/16/2014	1/17/2014 05:39 PM
Chrysene	**260,000**	H	**8,400**	**µg/Kg**	10	1/16/2014	1/17/2014 05:39 PM
Dibenz(a,h)anthracene	**36,000**	H	**8,400**	**µg/Kg**	10	1/16/2014	1/17/2014 05:39 PM
Fluoranthene	**420,000**	H	**42,000**	**µg/Kg**	50	1/16/2014	1/19/2014 06:24 PM
Fluorene	**7,200**	JH	**8,400**	**µg/Kg**	10	1/16/2014	1/17/2014 05:39 PM
Indeno(1,2,3-cd)pyrene	**220,000**	H	**8,400**	**µg/Kg**	10	1/16/2014	1/17/2014 05:39 PM
Naphthalene	**6,800**	JH	**8,400**	**µg/Kg**	10	1/16/2014	1/17/2014 05:39 PM
Phenanthrene	**210,000**	H	**8,400**	**µg/Kg**	10	1/16/2014	1/17/2014 05:39 PM
Pyrene	**400,000**	H	**42,000**	**µg/Kg**	50	1/16/2014	1/19/2014 06:24 PM
Surr: 2-Fluorobiphenyl	*85.1*	J	*43-125*	*%REC*	10	1/16/2014	1/17/2014 05:39 PM
Surr: 2-Fluorobiphenyl	*0*	S	*43-125*	*%REC*	50	1/16/2014	1/19/2014 06:24 PM
Surr: 4-Terphenyl-d14	*111*	J	*32-125*	*%REC*	10	1/16/2014	1/17/2014 05:39 PM
Surr: 4-Terphenyl-d14	*0*	S	*32-125*	*%REC*	50	1/16/2014	1/19/2014 06:24 PM
Surr: Nitrobenzene-d5	*0*	S	*37-125*	*%REC*	50	1/16/2014	1/19/2014 06:24 PM
Surr: Nitrobenzene-d5	*67.3*	J	*37-125*	*%REC*	10	1/16/2014	1/17/2014 05:39 PM

Note: See Qualifiers Page for a list of qualifiers and their explanation.

ALS Environmental

Date: *27-Jan-14*

Client: ARCADIS U.S., Inc.

Project: Foster Pilot Study **Work Order:** 1304777

Sample ID: Test Article Acetone Extract First Run **Lab ID:** 1304777-04

Collection Date: 1/24/2013 04:40 PM **Matrix:** SOIL

Analyses	Result	Qual	Report Limit	Units	Dilution Factor	Date Prep	Date Analyzed
PAHS			**SW8270**		SW3510		Analyst: **ACN**
Acenaphthene	**23,000**	JH	**50,000**	**µg/L**	10	1/16/2014	1/22/2014 02:56 PM
Acenaphthylene	U	H	50,000	µg/L	10	1/16/2014	1/22/2014 02:56 PM
Anthracene	**99,000**	H	**50,000**	**µg/L**	10	1/16/2014	1/22/2014 02:56 PM
Benz(a)anthracene	**530,000**	H	**50,000**	**µg/L**	10	1/16/2014	1/22/2014 02:56 PM
Benzo(a)pyrene	**630,000**	H	**50,000**	**µg/L**	10	1/16/2014	1/22/2014 02:56 PM
Benzo(b)fluoranthene	**710,000**	H	**50,000**	**µg/L**	10	1/16/2014	1/22/2014 02:56 PM
Benzo(g,h,i)perylene	**410,000**	H	**50,000**	**µg/L**	10	1/16/2014	1/22/2014 02:56 PM
Benzo(k)fluoranthene	**360,000**	H	**50,000**	**µg/L**	10	1/16/2014	1/22/2014 02:56 PM
Chrysene	**560,000**	H	**50,000**	**µg/L**	10	1/16/2014	1/22/2014 02:56 PM
Dibenz(a,h)anthracene	**79,000**	H	**50,000**	**µg/L**	10	1/16/2014	1/22/2014 02:56 PM
Fluoranthene	**850,000**	H	**50,000**	**µg/L**	10	1/16/2014	1/22/2014 02:56 PM
Fluorene	**16,000**	JH	**50,000**	**µg/L**	10	1/16/2014	1/22/2014 02:56 PM
Indeno(1,2,3-cd)pyrene	**480,000**	H	**50,000**	**µg/L**	10	1/16/2014	1/22/2014 02:56 PM
Naphthalene	**14,000**	JH	**50,000**	**µg/L**	10	1/16/2014	1/22/2014 02:56 PM
Phenanthrene	**460,000**	H	**50,000**	**µg/L**	10	1/16/2014	1/22/2014 02:56 PM
Pyrene	**880,000**	H	**50,000**	**µg/L**	10	1/16/2014	1/22/2014 02:56 PM
Surr: 2-Fluorobiphenyl	*0*		*48-120*	*%REC*	10	1/16/2014	1/22/2014 02:56 PM
Surr: 4-Terphenyl-d14	*0*		*51-135*	*%REC*	10	1/16/2014	1/22/2014 02:56 PM
Surr: Nitrobenzene-d5	*0*		*41-120*	*%REC*	10	1/16/2014	1/22/2014 02:56 PM

Note: See Qualifiers Page for a list of qualifiers and their explanation.

ALS Environmental

Date: *27-Jan-14*

Client: ARCADIS U.S., Inc.

Project: Foster Pilot Study **Work Order:** 1304777

Sample ID: Test Article Acetone Extract Second Run **Lab ID:** 1304777-05

Collection Date: 1/24/2013 04:40 PM **Matrix:** SOIL

Analyses	Result	Qual	Report Limit	Units	Dilution Factor	Date Prep	Date Analyzed
PAHS			**SW8270**		SW3510		Analyst: **ACN**
Acenaphthene	**23,000**	JH	**50,000**	**µg/L**	10	1/16/2014	1/22/2014 03:18 PM
Acenaphthylene	U	H	50,000	µg/L	10	1/16/2014	1/22/2014 03:18 PM
Anthracene	**89,000**	H	**50,000**	**µg/L**	10	1/16/2014	1/22/2014 03:18 PM
Benz(a)anthracene	**510,000**	H	**50,000**	**µg/L**	10	1/16/2014	1/22/2014 03:18 PM
Benzo(a)pyrene	**560,000**	H	**50,000**	**µg/L**	10	1/16/2014	1/22/2014 03:18 PM
Benzo(b)fluoranthene	**780,000**	H	**50,000**	**µg/L**	10	1/16/2014	1/22/2014 03:18 PM
Benzo(g,h,i)perylene	**420,000**	H	**50,000**	**µg/L**	10	1/16/2014	1/22/2014 03:18 PM
Benzo(k)fluoranthene	**270,000**	H	**50,000**	**µg/L**	10	1/16/2014	1/22/2014 03:18 PM
Chrysene	**580,000**	H	**50,000**	**µg/L**	10	1/16/2014	1/22/2014 03:18 PM
Dibenz(a,h)anthracene	**72,000**	H	**50,000**	**µg/L**	10	1/16/2014	1/22/2014 03:18 PM
Fluoranthene	**900,000**	H	**50,000**	**µg/L**	10	1/16/2014	1/22/2014 03:18 PM
Fluorene	**15,000**	JH	**50,000**	**µg/L**	10	1/16/2014	1/22/2014 03:18 PM
Indeno(1,2,3-cd)pyrene	**470,000**	H	**50,000**	**µg/L**	10	1/16/2014	1/22/2014 03:18 PM
Naphthalene	**14,000**	JH	**50,000**	**µg/L**	10	1/16/2014	1/22/2014 03:18 PM
Phenanthrene	**440,000**	H	**50,000**	**µg/L**	10	1/16/2014	1/22/2014 03:18 PM
Pyrene	**820,000**	H	**50,000**	**µg/L**	10	1/16/2014	1/22/2014 03:18 PM
Surr: 2-Fluorobiphenyl	*0*		*48-120*	*%REC*	10	1/16/2014	1/22/2014 03:18 PM
Surr: 4-Terphenyl-d14	*0*		*51-135*	*%REC*	10	1/16/2014	1/22/2014 03:18 PM
Surr: Nitrobenzene-d5	*0*		*41-120*	*%REC*	10	1/16/2014	1/22/2014 03:18 PM

Note: See Qualifiers Page for a list of qualifiers and their explanation.

ALS Environmental

Date: *27-Jan-14*

Client: ARCADIS U.S., Inc.

Project: Foster Pilot Study **Work Order:** 1304777

Sample ID: Test Article Acetone Extract Third Run **Lab ID:** 1304777-06

Collection Date: 1/24/2013 04:40 PM **Matrix:** SOIL

Analyses	Result	Qual	Report Limit	Units	Dilution Factor	Date Prep	Date Analyzed
PAHS			**SW8270**		SW3510		Analyst: **ACN**
Acenaphthene	**23,000**	JH	**50,000**	**µg/L**	10	1/16/2014	1/22/2014 03:40 PM
Acenaphthylene	U	H	50,000	µg/L	10	1/16/2014	1/22/2014 03:40 PM
Anthracene	**93,000**	H	**50,000**	**µg/L**	10	1/16/2014	1/22/2014 03:40 PM
Benz(a)anthracene	**510,000**	H	**50,000**	**µg/L**	10	1/16/2014	1/22/2014 03:40 PM
Benzo(a)pyrene	**600,000**	H	**50,000**	**µg/L**	10	1/16/2014	1/22/2014 03:40 PM
Benzo(b)fluoranthene	**750,000**	H	**50,000**	**µg/L**	10	1/16/2014	1/22/2014 03:40 PM
Benzo(g,h,i)perylene	**410,000**	H	**50,000**	**µg/L**	10	1/16/2014	1/22/2014 03:40 PM
Benzo(k)fluoranthene	**250,000**	H	**50,000**	**µg/L**	10	1/16/2014	1/22/2014 03:40 PM
Chrysene	**550,000**	H	**50,000**	**µg/L**	10	1/16/2014	1/22/2014 03:40 PM
Dibenz(a,h)anthracene	**73,000**	H	**50,000**	**µg/L**	10	1/16/2014	1/22/2014 03:40 PM
Fluoranthene	**940,000**	H	**50,000**	**µg/L**	10	1/16/2014	1/22/2014 03:40 PM
Fluorene	**14,000**	JH	**50,000**	**µg/L**	10	1/16/2014	1/22/2014 03:40 PM
Indeno(1,2,3-cd)pyrene	**430,000**	H	**50,000**	**µg/L**	10	1/16/2014	1/22/2014 03:40 PM
Naphthalene	**14,000**	JH	**50,000**	**µg/L**	10	1/16/2014	1/22/2014 03:40 PM
Phenanthrene	**440,000**	H	**50,000**	**µg/L**	10	1/16/2014	1/22/2014 03:40 PM
Pyrene	**790,000**	H	**50,000**	**µg/L**	10	1/16/2014	1/22/2014 03:40 PM
Surr: 2-Fluorobiphenyl	*0*		*48-120*	*%REC*	10	1/16/2014	1/22/2014 03:40 PM
Surr: 4-Terphenyl-d14	*0*		*51-135*	*%REC*	10	1/16/2014	1/22/2014 03:40 PM
Surr: Nitrobenzene-d5	*0*		*41-120*	*%REC*	10	1/16/2014	1/22/2014 03:40 PM

Note: See Qualifiers Page for a list of qualifiers and their explanation.

ALS Environmental

Date: *27-Jan-14*

Client: ARCADIS U.S., Inc.
Project: Foster Pilot Study
Work Order: 1304777
Sample ID: Clean Sample
Lab ID: 1304777-07
Collection Date: 1/24/2013 04:40 PM
Matrix: SOIL

Analyses	Result	Qual	Report Limit	Units	Dilution Factor	Date Prep	Date Analyzed
PAHS			**SW8270**		SW3541		Analyst: **ACN**
Acenaphthene	U	H	170	µg/Kg	1	1/16/2014	1/17/2014 02:52 PM
Acenaphthylene	U	H	170	µg/Kg	1	1/16/2014	1/17/2014 02:52 PM
Anthracene	U	H	170	µg/Kg	1	1/16/2014	1/17/2014 02:52 PM
Benz(a)anthracene	**53**	JH	**170**	**µg/Kg**	1	1/16/2014	1/17/2014 02:52 PM
Benzo(a)pyrene	**63**	JH	**170**	**µg/Kg**	1	1/16/2014	1/17/2014 02:52 PM
Benzo(b)fluoranthene	**76**	JH	**170**	**µg/Kg**	1	1/16/2014	1/17/2014 02:52 PM
Benzo(g,h,i)perylene	**56**	JH	**170**	**µg/Kg**	1	1/16/2014	1/17/2014 02:52 PM
Benzo(k)fluoranthene	**42**	JH	**170**	**µg/Kg**	1	1/16/2014	1/17/2014 02:52 PM
Chrysene	**67**	JH	**170**	**µg/Kg**	1	1/16/2014	1/17/2014 02:52 PM
Dibenz(a,h)anthracene	U	H	170	µg/Kg	1	1/16/2014	1/17/2014 02:52 PM
Fluoranthene	**100**	JH	**170**	**µg/Kg**	1	1/16/2014	1/17/2014 02:52 PM
Fluorene	U	H	170	µg/Kg	1	1/16/2014	1/17/2014 02:52 PM
Indeno(1,2,3-cd)pyrene	**55**	JH	**170**	**µg/Kg**	1	1/16/2014	1/17/2014 02:52 PM
Naphthalene	U	H	170	µg/Kg	1	1/16/2014	1/17/2014 02:52 PM
Phenanthrene	**45**	JH	**170**	**µg/Kg**	1	1/16/2014	1/17/2014 02:52 PM
Pyrene	**89**	JH	**170**	**µg/Kg**	1	1/16/2014	1/17/2014 02:52 PM
Surr: 2-Fluorobiphenyl	*66.8*		*43-125*	*%REC*	1	1/16/2014	1/17/2014 02:52 PM
Surr: 4-Terphenyl-d14	*83.4*		*32-125*	*%REC*	1	1/16/2014	1/17/2014 02:52 PM
Surr: Nitrobenzene-d5	*58.4*		*37-125*	*%REC*	1	1/16/2014	1/17/2014 02:52 PM
NON-ROUTINE ANALYSIS			**NA**				Analyst: **JML**
Miscellaneous Analysis	U	H		**Various**	1		1/27/2014

Note: See Qualifiers Page for a list of qualifiers and their explanation.

ALS Environmental

Date: *27-Jan-14*

Client: ARCADIS U.S., Inc.

Project: Foster Pilot Study **Work Order:** 1304777

Sample ID: Fragment Article Sample 1 of 3 **Lab ID:** 1304777-08

Collection Date: 1/24/2013 04:40 PM **Matrix:** SOIL

Analyses	Result	Qual	Report Limit	Units	Dilution Factor	Date Prep	Date Analyzed
PAHS			**SW8270**		SW3541		Analyst: **ACN**
Acenaphthene	**55,000**	H	**30,000**	**µg/Kg**	10	1/16/2014	1/19/2014 03:31 PM
Acenaphthylene	U	H	30,000	µg/Kg	10	1/16/2014	1/19/2014 03:31 PM
Anthracene	**230,000**	H	**30,000**	**µg/Kg**	10	1/16/2014	1/19/2014 03:31 PM
Benz(a)anthracene	**1,100,000**	H	**150,000**	**µg/Kg**	50	1/16/2014	1/19/2014 03:53 PM
Benzo(a)pyrene	**1,200,000**	H	**150,000**	**µg/Kg**	50	1/16/2014	1/19/2014 03:53 PM
Benzo(b)fluoranthene	**1,500,000**	H	**150,000**	**µg/Kg**	50	1/16/2014	1/19/2014 03:53 PM
Benzo(g,h,i)perylene	**870,000**	H	**30,000**	**µg/Kg**	10	1/16/2014	1/19/2014 03:31 PM
Benzo(k)fluoranthene	**490,000**	H	**30,000**	**µg/Kg**	10	1/16/2014	1/19/2014 03:31 PM
Chrysene	**1,200,000**	H	**150,000**	**µg/Kg**	50	1/16/2014	1/19/2014 03:53 PM
Dibenz(a,h)anthracene	**160,000**	H	**30,000**	**µg/Kg**	10	1/16/2014	1/19/2014 03:31 PM
Fluoranthene	**1,900,000**	H	**150,000**	**µg/Kg**	50	1/16/2014	1/19/2014 03:53 PM
Fluorene	**47,000**	H	**30,000**	**µg/Kg**	10	1/16/2014	1/19/2014 03:31 PM
Indeno(1,2,3-cd)pyrene	**950,000**	H	**30,000**	**µg/Kg**	10	1/16/2014	1/19/2014 03:31 PM
Naphthalene	**27,000**	JH	**30,000**	**µg/Kg**	10	1/16/2014	1/19/2014 03:31 PM
Phenanthrene	**960,000**	H	**30,000**	**µg/Kg**	10	1/16/2014	1/19/2014 03:31 PM
Pyrene	**1,800,000**	H	**150,000**	**µg/Kg**	50	1/16/2014	1/19/2014 03:53 PM
Surr: 2-Fluorobiphenyl	*75.9*	J	*43-125*	*%REC*	10	1/16/2014	1/19/2014 03:31 PM
Surr: 2-Fluorobiphenyl	*0*	S	*43-125*	*%REC*	50	1/16/2014	1/19/2014 03:53 PM
Surr: 4-Terphenyl-d14	*100*	J	*32-125*	*%REC*	10	1/16/2014	1/19/2014 03:31 PM
Surr: 4-Terphenyl-d14	*0*	S	*32-125*	*%REC*	50	1/16/2014	1/19/2014 03:53 PM
Surr: Nitrobenzene-d5	*66.7*	J	*37-125*	*%REC*	10	1/16/2014	1/19/2014 03:31 PM
Surr: Nitrobenzene-d5	*0*	S	*37-125*	*%REC*	50	1/16/2014	1/19/2014 03:53 PM
NON-ROUTINE ANALYSIS			**NA**				Analyst: **JML**
Miscellaneous Analysis	U	H		**Various**	1		1/27/2014

Note: See Qualifiers Page for a list of qualifiers and their explanation.

ALS Environmental

Date: *27-Jan-14*

Client: ARCADIS U.S., Inc.

Project: Foster Pilot Study **Work Order:** 1304777

Sample ID: Fragment Article Sample 2 of 3 **Lab ID:** 1304777-09

Collection Date: 1/24/2013 04:40 PM **Matrix:** SOIL

Analyses	Result	Qual	Report Limit	Units	Dilution Factor	Date Prep	Date Analyzed
PAHS			**SW8270**		SW3541		Analyst: **ACN**
Acenaphthene	**55,000**	H	**30,000**	**µg/Kg**	10	1/16/2014	1/17/2014 07:31 PM
Acenaphthylene	U	H	30,000	µg/Kg	10	1/16/2014	1/17/2014 07:31 PM
Anthracene	**220,000**	H	**30,000**	**µg/Kg**	10	1/16/2014	1/17/2014 07:31 PM
Benz(a)anthracene	**1,100,000**	H	**150,000**	**µg/Kg**	50	1/16/2014	1/17/2014 08:16 PM
Benzo(a)pyrene	**1,300,000**	H	**150,000**	**µg/Kg**	50	1/16/2014	1/17/2014 08:16 PM
Benzo(b)fluoranthene	**1,600,000**	H	**150,000**	**µg/Kg**	50	1/16/2014	1/17/2014 08:16 PM
Benzo(g,h,i)perylene	**920,000**	H	**30,000**	**µg/Kg**	10	1/16/2014	1/17/2014 07:31 PM
Benzo(k)fluoranthene	**320,000**	H	**30,000**	**µg/Kg**	10	1/16/2014	1/17/2014 07:31 PM
Chrysene	**1,200,000**	H	**150,000**	**µg/Kg**	50	1/16/2014	1/17/2014 08:16 PM
Dibenz(a,h)anthracene	**170,000**	H	**30,000**	**µg/Kg**	10	1/16/2014	1/17/2014 07:31 PM
Fluoranthene	**2,300,000**	H	**150,000**	**µg/Kg**	50	1/16/2014	1/17/2014 08:16 PM
Fluorene	**43,000**	H	**30,000**	**µg/Kg**	10	1/16/2014	1/17/2014 07:31 PM
Indeno(1,2,3-cd)pyrene	**920,000**	H	**150,000**	**µg/Kg**	50	1/16/2014	1/17/2014 08:16 PM
Naphthalene	**27,000**	JH	**30,000**	**µg/Kg**	10	1/16/2014	1/17/2014 07:31 PM
Phenanthrene	**930,000**	H	**30,000**	**µg/Kg**	10	1/16/2014	1/17/2014 07:31 PM
Pyrene	**1,600,000**	H	**150,000**	**µg/Kg**	50	1/16/2014	1/17/2014 08:16 PM
Surr: 2-Fluorobiphenyl	*74.9*	J	*43-125*	*%REC*	10	1/16/2014	1/17/2014 07:31 PM
Surr: 2-Fluorobiphenyl	*0*	S	*43-125*	*%REC*	50	1/16/2014	1/17/2014 08:16 PM
Surr: 4-Terphenyl-d14	*98.1*	J	*32-125*	*%REC*	10	1/16/2014	1/17/2014 07:31 PM
Surr: 4-Terphenyl-d14	*0*	S	*32-125*	*%REC*	50	1/16/2014	1/17/2014 08:16 PM
Surr: Nitrobenzene-d5	*0*	S	*37-125*	*%REC*	50	1/16/2014	1/17/2014 08:16 PM
Surr: Nitrobenzene-d5	*63.8*	J	*37-125*	*%REC*	10	1/16/2014	1/17/2014 07:31 PM

Note: See Qualifiers Page for a list of qualifiers and their explanation.

ALS Environmental

Date: *27-Jan-14*

Client: ARCADIS U.S., Inc.

Project: Foster Pilot Study **Work Order:** 1304777

Sample ID: Fragment Article Sample 3 of 3 **Lab ID:** 1304777-10

Collection Date: 1/24/2013 04:40 PM **Matrix:** SOIL

Analyses	Result	Qual	Report Limit	Units	Dilution Factor	Date Prep	Date Analyzed
PAHS			**SW8270**		SW3541		Analyst: **ACN**
Acenaphthene	**56,000**	H	**30,000**	**µg/Kg**	10	1/16/2014	1/17/2014 07:53 PM
Acenaphthylene	U	H	30,000	µg/Kg	10	1/16/2014	1/17/2014 07:53 PM
Anthracene	**220,000**	H	**30,000**	**µg/Kg**	10	1/16/2014	1/17/2014 07:53 PM
Benz(a)anthracene	**1,000,000**	H	**150,000**	**µg/Kg**	50	1/16/2014	1/17/2014 08:38 PM
Benzo(a)pyrene	**1,300,000**	H	**150,000**	**µg/Kg**	50	1/16/2014	1/17/2014 08:38 PM
Benzo(b)fluoranthene	**1,500,000**	H	**150,000**	**µg/Kg**	50	1/16/2014	1/17/2014 08:38 PM
Benzo(g,h,i)perylene	**910,000**	H	**30,000**	**µg/Kg**	10	1/16/2014	1/17/2014 07:53 PM
Benzo(k)fluoranthene	**360,000**	H	**30,000**	**µg/Kg**	10	1/16/2014	1/17/2014 07:53 PM
Chrysene	**1,200,000**	H	**150,000**	**µg/Kg**	50	1/16/2014	1/17/2014 08:38 PM
Dibenz(a,h)anthracene	**160,000**	H	**30,000**	**µg/Kg**	10	1/16/2014	1/17/2014 07:53 PM
Fluoranthene	**1,800,000**	H	**150,000**	**µg/Kg**	50	1/16/2014	1/17/2014 08:38 PM
Fluorene	**44,000**	H	**30,000**	**µg/Kg**	10	1/16/2014	1/17/2014 07:53 PM
Indeno(1,2,3-cd)pyrene	**970,000**	H	**150,000**	**µg/Kg**	50	1/16/2014	1/17/2014 08:38 PM
Naphthalene	**26,000**	JH	**30,000**	**µg/Kg**	10	1/16/2014	1/17/2014 07:53 PM
Phenanthrene	**960,000**	H	**30,000**	**µg/Kg**	10	1/16/2014	1/17/2014 07:53 PM
Pyrene	**1,700,000**	H	**150,000**	**µg/Kg**	50	1/16/2014	1/17/2014 08:38 PM
Surr: 2-Fluorobiphenyl	*72.2*	J	*43-125*	*%REC*	10	1/16/2014	1/17/2014 07:53 PM
Surr: 4-Terphenyl-d14	*89.9*	J	*32-125*	*%REC*	10	1/16/2014	1/17/2014 07:53 PM
Surr: Nitrobenzene-d5	*62.4*	J	*37-125*	*%REC*	10	1/16/2014	1/17/2014 07:53 PM

Note: See Qualifiers Page for a list of qualifiers and their explanation.

ALS Environmental

Date: *27-Jan-14*

Client: ARCADIS U.S., Inc.

Project: Foster Pilot Study **Work Order:** 1304777

Sample ID: Fragment Article Extract First Run **Lab ID:** 1304777-11

Collection Date: 1/24/2013 04:40 PM **Matrix:** SOIL

Analyses	Result	Qual	Report Limit	Units	Dilution Factor	Date Prep	Date Analyzed
PAHS			**SW8270**		SW3510		Analyst: **ACN**
Acenaphthene	**58,000**	H	**50,000**	**µg/L**	10	1/16/2014	1/22/2014 04:03 PM
Acenaphthylene	U	H	50,000	µg/L	10	1/16/2014	1/22/2014 04:03 PM
Anthracene	**230,000**	H	**50,000**	**µg/L**	10	1/16/2014	1/22/2014 04:03 PM
Benz(a)anthracene	**1,100,000**	H	**50,000**	**µg/L**	10	1/16/2014	1/22/2014 04:03 PM
Benzo(a)pyrene	**1,200,000**	H	**50,000**	**µg/L**	10	1/16/2014	1/22/2014 04:03 PM
Benzo(b)fluoranthene	**1,600,000**	H	**50,000**	**µg/L**	10	1/16/2014	1/22/2014 04:03 PM
Benzo(g,h,i)perylene	**760,000**	H	**50,000**	**µg/L**	10	1/16/2014	1/22/2014 04:03 PM
Benzo(k)fluoranthene	**330,000**	H	**50,000**	**µg/L**	10	1/16/2014	1/22/2014 04:03 PM
Chrysene	**1,200,000**	H	**50,000**	**µg/L**	10	1/16/2014	1/22/2014 04:03 PM
Dibenz(a,h)anthracene	**120,000**	H	**50,000**	**µg/L**	10	1/16/2014	1/22/2014 04:03 PM
Fluoranthene	**2,100,000**	H	**200,000**	**µg/L**	40	1/16/2014	1/22/2014 05:16 PM
Fluorene	**45,000**	JH	**50,000**	**µg/L**	10	1/16/2014	1/22/2014 04:03 PM
Indeno(1,2,3-cd)pyrene	**850,000**	H	**50,000**	**µg/L**	10	1/16/2014	1/22/2014 04:03 PM
Naphthalene	**28,000**	JH	**50,000**	**µg/L**	10	1/16/2014	1/22/2014 04:03 PM
Phenanthrene	**960,000**	H	**50,000**	**µg/L**	10	1/16/2014	1/22/2014 04:03 PM
Pyrene	**1,800,000**	H	**200,000**	**µg/L**	40	1/16/2014	1/22/2014 05:16 PM
Surr: 2-Fluorobiphenyl	*0*		*48-120*	*%REC*	10	1/16/2014	1/22/2014 04:03 PM
Surr: 2-Fluorobiphenyl	*0*		*48-120*	*%REC*	40	1/16/2014	1/22/2014 05:16 PM
Surr: 4-Terphenyl-d14	*0*		*51-135*	*%REC*	10	1/16/2014	1/22/2014 04:03 PM
Surr: 4-Terphenyl-d14	*0*		*51-135*	*%REC*	40	1/16/2014	1/22/2014 05:16 PM
Surr: Nitrobenzene-d5	*0*		*41-120*	*%REC*	40	1/16/2014	1/22/2014 05:16 PM
Surr: Nitrobenzene-d5	*0*		*41-120*	*%REC*	10	1/16/2014	1/22/2014 04:03 PM

Note: See Qualifiers Page for a list of qualifiers and their explanation.

ALS Environmental

Date: *27-Jan-14*

Client: ARCADIS U.S., Inc.

Project: Foster Pilot Study **Work Order:** 1304777

Sample ID: Fragment Article Extract Second Run **Lab ID:** 1304777-12

Collection Date: 1/24/2013 04:40 PM **Matrix:** SOIL

Analyses	Result	Qual	Report Limit	Units	Dilution Factor	Date Prep	Date Analyzed
PAHS			**SW8270**		SW3510		Analyst: **ACN**
Acenaphthene	**58,000**	H	**50,000**	**µg/L**	10	1/16/2014	1/22/2014 04:25 PM
Acenaphthylene	U	H	50,000	µg/L	10	1/16/2014	1/22/2014 04:25 PM
Anthracene	**220,000**	H	**50,000**	**µg/L**	10	1/16/2014	1/22/2014 04:25 PM
Benz(a)anthracene	**1,100,000**	H	**50,000**	**µg/L**	10	1/16/2014	1/22/2014 04:25 PM
Benzo(a)pyrene	**1,100,000**	H	**50,000**	**µg/L**	10	1/16/2014	1/22/2014 04:25 PM
Benzo(b)fluoranthene	**1,600,000**	H	**50,000**	**µg/L**	10	1/16/2014	1/22/2014 04:25 PM
Benzo(g,h,i)perylene	**720,000**	H	**50,000**	**µg/L**	10	1/16/2014	1/22/2014 04:25 PM
Benzo(k)fluoranthene	**390,000**	H	**50,000**	**µg/L**	10	1/16/2014	1/22/2014 04:25 PM
Chrysene	**1,200,000**	H	**50,000**	**µg/L**	10	1/16/2014	1/22/2014 04:25 PM
Dibenz(a,h)anthracene	**130,000**	H	**50,000**	**µg/L**	10	1/16/2014	1/22/2014 04:25 PM
Fluoranthene	**2,000,000**	H	**200,000**	**µg/L**	40	1/16/2014	1/22/2014 05:38 PM
Fluorene	**45,000**	JH	**50,000**	**µg/L**	10	1/16/2014	1/22/2014 04:25 PM
Indeno(1,2,3-cd)pyrene	**820,000**	H	**50,000**	**µg/L**	10	1/16/2014	1/22/2014 04:25 PM
Naphthalene	**28,000**	JH	**50,000**	**µg/L**	10	1/16/2014	1/22/2014 04:25 PM
Phenanthrene	**940,000**	H	**50,000**	**µg/L**	10	1/16/2014	1/22/2014 04:25 PM
Pyrene	**1,800,000**	H	**200,000**	**µg/L**	40	1/16/2014	1/22/2014 05:38 PM
Surr: 2-Fluorobiphenyl	*0*		*48-120*	*%REC*	10	1/16/2014	1/22/2014 04:25 PM
Surr: 2-Fluorobiphenyl	*0*		*48-120*	*%REC*	40	1/16/2014	1/22/2014 05:38 PM
Surr: 4-Terphenyl-d14	*0*		*51-135*	*%REC*	10	1/16/2014	1/22/2014 04:25 PM
Surr: 4-Terphenyl-d14	*0*		*51-135*	*%REC*	40	1/16/2014	1/22/2014 05:38 PM
Surr: Nitrobenzene-d5	*0*		*41-120*	*%REC*	40	1/16/2014	1/22/2014 05:38 PM
Surr: Nitrobenzene-d5	*0*		*41-120*	*%REC*	10	1/16/2014	1/22/2014 04:25 PM

Note: See Qualifiers Page for a list of qualifiers and their explanation.

ALS Environmental

Date: *27-Jan-14*

Client: ARCADIS U.S., Inc.

Project: Foster Pilot Study **Work Order:** 1304777

Sample ID: Fragment Article Extract Third Run **Lab ID:** 1304777-13

Collection Date: 1/24/2013 04:40 PM **Matrix:** SOIL

Analyses	Result	Qual	Report Limit	Units	Dilution Factor	Date Prep	Date Analyzed
PAHS			**SW8270**		SW3510		Analyst: **ACN**
Acenaphthene	**59,000**	H	**50,000**	**µg/L**	10	1/16/2014	1/22/2014 04:48 PM
Acenaphthylene	U	H	50,000	µg/L	10	1/16/2014	1/22/2014 04:48 PM
Anthracene	**240,000**	H	**50,000**	**µg/L**	10	1/16/2014	1/22/2014 04:48 PM
Benz(a)anthracene	**1,200,000**	H	**50,000**	**µg/L**	10	1/16/2014	1/22/2014 04:48 PM
Benzo(a)pyrene	**1,100,000**	H	**50,000**	**µg/L**	10	1/16/2014	1/22/2014 04:48 PM
Benzo(b)fluoranthene	**1,400,000**	H	**200,000**	**µg/L**	40	1/16/2014	1/22/2014 06:01 PM
Benzo(g,h,i)perylene	**740,000**	H	**50,000**	**µg/L**	10	1/16/2014	1/22/2014 04:48 PM
Benzo(k)fluoranthene	**340,000**	H	**50,000**	**µg/L**	10	1/16/2014	1/22/2014 04:48 PM
Chrysene	**1,100,000**	H	**50,000**	**µg/L**	10	1/16/2014	1/22/2014 04:48 PM
Dibenz(a,h)anthracene	**130,000**	H	**50,000**	**µg/L**	10	1/16/2014	1/22/2014 04:48 PM
Fluoranthene	**2,000,000**	H	**200,000**	**µg/L**	40	1/16/2014	1/22/2014 06:01 PM
Fluorene	**44,000**	JH	**50,000**	**µg/L**	10	1/16/2014	1/22/2014 04:48 PM
Indeno(1,2,3-cd)pyrene	**770,000**	H	**50,000**	**µg/L**	10	1/16/2014	1/22/2014 04:48 PM
Naphthalene	**29,000**	JH	**50,000**	**µg/L**	10	1/16/2014	1/22/2014 04:48 PM
Phenanthrene	**940,000**	H	**50,000**	**µg/L**	10	1/16/2014	1/22/2014 04:48 PM
Pyrene	**2,000,000**	H	**200,000**	**µg/L**	40	1/16/2014	1/22/2014 06:01 PM
Surr: 2-Fluorobiphenyl	*0*		*48-120*	*%REC*	10	1/16/2014	1/22/2014 04:48 PM
Surr: 2-Fluorobiphenyl	*0*		*48-120*	*%REC*	40	1/16/2014	1/22/2014 06:01 PM
Surr: 4-Terphenyl-d14	*0*		*51-135*	*%REC*	10	1/16/2014	1/22/2014 04:48 PM
Surr: 4-Terphenyl-d14	*0*		*51-135*	*%REC*	40	1/16/2014	1/22/2014 06:01 PM
Surr: Nitrobenzene-d5	*0*		*41-120*	*%REC*	40	1/16/2014	1/22/2014 06:01 PM
Surr: Nitrobenzene-d5	*0*		*41-120*	*%REC*	10	1/16/2014	1/22/2014 04:48 PM

Note: See Qualifiers Page for a list of qualifiers and their explanation.

Work Order: 1304777
Client: ARCADIS U.S., Inc.
Project: Foster Pilot Study

DATES REPORT

Sample ID	Client Sample ID	Matrix	Collection Date	TCLP Date	Prep Date	Analysis Date
Batch ID 76071 **Test Name:** PAHs						
1304777-01A	Test Article Soil Sample 1 of 3	Soil	1/24/2013 4:40:00 PM		1/16/2014 01:15 PM	1/17/2014 03:14 PM
					1/16/2014 01:15 PM	1/19/2014 02:23 PM
1304777-02A	Test Article Soil sample 2 of 3				1/16/2014 01:15 PM	1/17/2014 05:17 PM
					1/16/2014 01:15 PM	1/19/2014 02:46 PM
1304777-03A	Test Article Soil sample 3 of 3				1/16/2014 01:15 PM	1/17/2014 05:39 PM
					1/16/2014 01:15 PM	1/19/2014 06:24 PM
1304777-07A	Clean Sample				1/16/2014 01:15 PM	1/17/2014 02:52 PM
1304777-08A	Fragment Article Sample 1 of 3				1/16/2014 01:15 PM	1/19/2014 03:31 PM
					1/16/2014 01:15 PM	1/19/2014 03:53 PM
1304777-09A	Fragment Article Sample 2 of 3				1/16/2014 01:15 PM	1/17/2014 07:31 PM
					1/16/2014 01:15 PM	1/17/2014 08:16 PM
1304777-10A	Fragment Article Sample 3 of 3				1/16/2014 01:15 PM	1/17/2014 07:53 PM
					1/16/2014 01:15 PM	1/17/2014 08:38 PM

Work Order: 1304777
Client: ARCADIS U.S., Inc.
Project: Foster Pilot Study

DATES REPORT

Sample ID	Client Sample ID	Matrix	Collection Date	TCLP Date	Prep Date	Analysis Date
Batch ID 76215 **Test Name:** PAHs						
1304777-04A	Test Article Acetone Extract First Run	Soil	1/24/2013 4:40:00 PM		1/16/2014 01:15 PM	1/22/2014 02:56 PM
1304777-05A	Test Article Acetone Extract Second Run				1/16/2014 01:15 PM	1/22/2014 03:18 PM
1304777-06A	Test Article Acetone Extract Third Run				1/16/2014 01:15 PM	1/22/2014 03:40 PM
1304777-11A	Fragment Article Extract First Run				1/16/2014 01:15 PM	1/22/2014 04:03 PM
					1/16/2014 01:15 PM	1/22/2014 05:16 PM
1304777-12A	Fragment Article Extract Second Run				1/16/2014 01:15 PM	1/22/2014 04:25 PM
					1/16/2014 01:15 PM	1/22/2014 05:38 PM
1304777-13A	Fragment Article Extract Third Run				1/16/2014 01:15 PM	1/22/2014 04:48 PM
					1/16/2014 01:15 PM	1/22/2014 06:01 PM
Batch ID R160476 **Test Name:** Non-routine Analysis						
1304777-07A	Clean Sample	Soil	1/24/2013 4:40:00 PM			1/27/2014
1304777-08A	Fragment Article Sample 1 of 3					1/27/2014

Batch ID: **76071** Instrument ID **SV-5** Method: **SW8270**

MBLK Sample ID: **SBLKS1-140116-76071** Units: **µg/Kg** Analysis Date: **1/17/2014 10:35 AM**

Client ID: Run ID: **SV-5_140117A** SeqNo: **3506803** Prep Date: **1/16/2014** DF: **1**

Analyte	Result	PQL	SPK Val	SPK Ref Value	%REC	Control Limit	RPD Ref Value	%RPD	RPD Limit	Qual
Acenaphthene	U	170								
Acenaphthylene	U	170								
Anthracene	U	170								
Benz(a)anthracene	U	170								
Benzo(a)pyrene	U	170								
Benzo(b)fluoranthene	U	170								
Benzo(g,h,i)perylene	U	170								
Benzo(k)fluoranthene	U	170								
Chrysene	U	170								
Dibenz(a,h)anthracene	U	170								
Fluoranthene	U	170								
Fluorene	U	170								
Indeno(1,2,3-cd)pyrene	U	170								
Naphthalene	U	170								
Phenanthrene	U	170								
Pyrene	U	170								
Surr: 2-Fluorobiphenyl	2749	170	*3333*	*0*	*82.5*	*43-125*	*0*			
Surr: 4-Terphenyl-d14	3379	170	*3333*	*0*	*101*	*32-125*	*0*			
Surr: Nitrobenzene-d5	2550	170	*3333*	*0*	*76.5*	*37-125*	*0*			

Note: See Qualifiers Page for a list of Qualifiers and their explanation.

Client: ARCADIS U.S., Inc.
Work Order: 1304777
Project: Foster Pilot Study

QC BATCH REPORT

Batch ID: **76071** Instrument ID **SV-5** Method: **SW8270**

LCS Sample ID: **SLCSS1-140116-76071** Units: **µg/Kg** Analysis Date: **1/17/2014 10:58 AM**
Client ID: Run ID: **SV-5_140117A** SeqNo: **3506804** Prep Date: **1/16/2014** DF: **1**

Analyte	Result	PQL	SPK Val	SPK Ref Value	%REC	Control Limit	RPD Ref Value	%RPD	RPD Limit	Qual
Acenaphthene	1378	170	1667	0	82.7	55-120				
Acenaphthylene	1477	170	1667	0	88.6	55-120				
Anthracene	1387	170	1667	0	83.2	55-120				
Benz(a)anthracene	1412	170	1667	0	84.7	55-125				
Benzo(a)pyrene	1470	170	1667	0	88.2	55-120				
Benzo(b)fluoranthene	1521	170	1667	0	91.3	55-125				
Benzo(g,h,i)perylene	1424	170	1667	0	85.4	55-120				
Benzo(k)fluoranthene	1416	170	1667	0	85	55-130				
Chrysene	1371	170	1667	0	82.2	55-125				
Dibenz(a,h)anthracene	1453	170	1667	0	87.2	55-120				
Fluoranthene	1404	170	1667	0	84.2	55-125				
Fluorene	1565	170	1667	0	93.9	55-120				
Indeno(1,2,3-cd)pyrene	1416	170	1667	0	84.9	55-125				
Naphthalene	1347	170	1667	0	80.8	55-120				
Phenanthrene	1391	170	1667	0	83.4	55-120				
Pyrene	1476	170	1667	0	88.5	55-125				
Surr: 2-Fluorobiphenyl	3147	170	*3333*	*0*	*94.4*	*43-125*		*0*		
Surr: 4-Terphenyl-d14	3503	170	*3333*	*0*	*105*	*32-125*		*0*		
Surr: Nitrobenzene-d5	2593	170	*3333*	*0*	*77.8*	*37-125*		*0*		

Note: See Qualifiers Page for a list of Qualifiers and their explanation.

Client: ARCADIS U.S., Inc.
Work Order: 1304777
Project: Foster Pilot Study

QC BATCH REPORT

Batch ID: **76071** Instrument ID **SV-5** Method: **SW8270**

LCSD Sample ID: **SLCSDS1-140116-76071** Units: **µg/Kg** Analysis Date: **1/17/2014 11:20 AM**

Client ID: Run ID: **SV-5_140117A** SeqNo: **3506805** Prep Date: **1/16/2014** DF: **1**

Analyte	Result	PQL	SPK Val	SPK Ref Value	%REC	Control Limit	RPD Ref Value	%RPD	RPD Limit	Qual
Acenaphthene	1444	170	1667	0	86.6	55-120	1378	4.69	30	
Acenaphthylene	1419	170	1667	0	85.2	55-120	1477	3.97	30	
Anthracene	1458	170	1667	0	87.5	55-120	1387	4.94	30	
Benz(a)anthracene	1569	170	1667	0	94.2	55-125	1412	10.6	30	
Benzo(a)pyrene	1550	170	1667	0	93	55-120	1470	5.31	30	
Benzo(b)fluoranthene	1866	170	1667	0	112	55-125	1521	20.4	30	
Benzo(g,h,i)perylene	1272	170	1667	0	76.3	55-120	1424	11.3	30	
Benzo(k)fluoranthene	1320	170	1667	0	79.2	55-130	1416	7.02	30	
Chrysene	1352	170	1667	0	81.1	55-125	1371	1.36	30	
Dibenz(a,h)anthracene	1337	170	1667	0	80.2	55-120	1453	8.29	30	
Fluoranthene	1575	170	1667	0	94.5	55-125	1404	11.5	30	
Fluorene	1574	170	1667	0	94.5	55-120	1565	0.607	30	
Indeno(1,2,3-cd)pyrene	1370	170	1667	0	82.2	55-125	1416	3.29	30	
Naphthalene	1389	170	1667	0	83.3	55-120	1347	3.05	30	
Phenanthrene	1459	170	1667	0	87.6	55-120	1391	4.83	30	
Pyrene	1561	170	1667	0	93.7	55-125	1476	5.65	30	
Surr: 2-Fluorobiphenyl	3174	170	*3333*	*0*	*95.2*	*43-125*	*3147*	*0.868*	*30*	
Surr: 4-Terphenyl-d14	3576	170	*3333*	*0*	*107*	*32-125*	*3503*	*2.08*	*30*	
Surr: Nitrobenzene-d5	2614	170	*3333*	*0*	*78.4*	*37-125*	*2593*	*0.818*	*30*	

The following samples were analyzed in this batch:

1304777-01A	1304777-02A	1304777-03A
1304777-07A	1304777-08A	1304777-09A
1304777-10A		

Note: See Qualifiers Page for a list of Qualifiers and their explanation.

Client: ARCADIS U.S., Inc.
Work Order: 1304777
Project: Foster Pilot Study

QC BATCH REPORT

Batch ID: **76215** Instrument ID **SV-5** Method: **SW8270**

MBLK Sample ID: **SBLKS1-140122-76215** Units: **µg/L** Analysis Date: **1/22/2014 02:11 PM**

Client ID: Run ID: **SV-5_140122A** SeqNo: **3511372** Prep Date: **1/16/2014** DF: **1**

Analyte	Result	PQL	SPK Val	SPK Ref Value	%REC	Control Limit	RPD Ref Value	%RPD	RPD Limit	Qual
Acenaphthene	U	5.0								
Acenaphthylene	U	5.0								
Anthracene	U	5.0								
Benz(a)anthracene	U	5.0								
Benzo(a)pyrene	U	5.0								
Benzo(b)fluoranthene	U	5.0								
Benzo(g,h,i)perylene	U	5.0								
Benzo(k)fluoranthene	U	5.0								
Chrysene	U	5.0								
Dibenz(a,h)anthracene	U	5.0								
Fluoranthene	U	5.0								
Fluorene	U	5.0								
Indeno(1,2,3-cd)pyrene	U	5.0								
Naphthalene	U	5.0								
Phenanthrene	U	5.0								
Pyrene	U	5.0								
Surr: 2-Fluorobiphenyl	71.15	5.0	*100*	*0*	*71.1*	*48-120*	*0*			
Surr: 4-Terphenyl-d14	92.99	5.0	*100*	*0*	*93*	*51-135*	*0*			
Surr: Nitrobenzene-d5	62.13	5.0	*100*	*0*	*62.1*	*41-120*	*0*			

Note: See Qualifiers Page for a list of Qualifiers and their explanation.

Client: ARCADIS U.S., Inc.
Work Order: 1304777
Project: Foster Pilot Study

QC BATCH REPORT

Batch ID: **76215** Instrument ID **SV-5** Method: **SW8270**

LCS Sample ID: **SLCSS1-140122-76215** Units: **µg/L** Analysis Date: **1/22/2014 07:08 PM**

Client ID: Run ID: **SV-5_140122A** SeqNo: **3511373** Prep Date: **1/16/2014** DF: **1**

Analyte	Result	PQL	SPK Val	SPK Ref Value	%REC	Control Limit	RPD Ref Value	%RPD	RPD Limit	Qual
Acenaphthene	36.17	5.0	50	0	72.3	55-120				
Acenaphthylene	35.67	5.0	50	0	71.3	55-120				
Anthracene	39.35	5.0	50	0	78.7	55-120				
Benz(a)anthracene	39.69	5.0	50	0	79.4	55-120				
Benzo(a)pyrene	42.37	5.0	50	0	84.7	55-120				
Benzo(b)fluoranthene	40.82	5.0	50	0	81.6	55-120				
Benzo(g,h,i)perylene	39.3	5.0	50	0	78.6	55-120				
Benzo(k)fluoranthene	44.55	5.0	50	0	89.1	55-120				
Chrysene	38.99	5.0	50	0	78	55-120				
Dibenz(a,h)anthracene	42.83	5.0	50	0	85.7	55-120				
Fluoranthene	39.81	5.0	50	0	79.6	55-120				
Fluorene	37.07	5.0	50	0	74.1	55-120				
Indeno(1,2,3-cd)pyrene	41.14	5.0	50	0	82.3	55-120				
Naphthalene	34.6	5.0	50	0	69.2	55-120				
Phenanthrene	38.26	5.0	50	0	76.5	55-120				
Pyrene	40.92	5.0	50	0	81.8	55-120				
Surr: 2-Fluorobiphenyl	71.66	5.0	*100*	*0*	*71.7*	*48-120*	*0*			
Surr: 4-Terphenyl-d14	93.82	5.0	*100*	*0*	*93.8*	*51-135*	*0*			
Surr: Nitrobenzene-d5	64.37	5.0	*100*	*0*	*64.4*	*41-120*	*0*			

The following samples were analyzed in this batch:

1304777-04A	1304777-05A	1304777-06A
1304777-11A	1304777-12A	1304777-13A

Note: See Qualifiers Page for a list of Qualifiers and their explanation.

Client: ARCADIS U.S., Inc.
Project: Foster Pilot Study
WorkOrder: **1304777**

QUALIFIERS, ACRONYMS, UNITS

Qualifier	Description
*	Value exceeds Regulatory Limit
a	Not accredited
B	Analyte detected in the associated Method Blank above the Reporting Limit
E	Value above quantitation range
H	Analyzed outside of Holding Time
J	Analyte detected below quantitation limit
M	Manually integrated, see raw data for justification
n	Not offered for accreditation
ND	Not Detected at the Reporting Limit
O	Sample amount is > 4 times amount spiked
P	Dual Column results percent difference > 40%
R	RPD above laboratory control limit
S	Spike Recovery outside laboratory control limits
U	Analyzed but not detected above the MDL

Acronym	Description
DCS	Detectability Check Study
DUP	Method Duplicate
LCS	Laboratory Control Sample
LCSD	Laboratory Control Sample Duplicate
MBLK	Method Blank
MDL	Method Detection Limit
MQL	Method Quantitation Limit
MS	Matrix Spike
MSD	Matrix Spike Duplicate
PDS	Post Digestion Spike
PQL	Practical Quantitation Limit
SD	Serial Dilution
SDL	Sample Detection Limit
TRRP	Texas Risk Reduction Program

Units Reported	Description
µg/Kg	Micrograms per Kilogram
µg/L	Micrograms per Liter
Various	

13-Mar-2014

Glenn Hoeger
ARCADIS U.S., Inc.
One South Church Avenue, Suite 1120
Tucson, AZ 85701

Tel: (520) 629-8282
Fax: (520) 620-6476

Re: Foster Pilot Study Work Order: **14030085**

Dear Glenn,

ALS Environmental received 22 samples on 28-Feb-2014 09:20 AM for the analyses presented in the following report.

The analytical data provided relates directly to the samples received by ALS Environmental and for only the analyses requested. Results are expressed as "as received" unless otherwise noted.

QC sample results for this data met EPA or laboratory specifications except as noted in the Case Narrative or as noted with qualifiers in the QC batch information. Should this laboratory report need to be reproduced, it should be reproduced in full unless written approval has been obtained by ALS Environmental. Samples will be disposed in 30 days unless storage arrangements are made.

The total number of pages in this report is 25.

If you have any questions regarding this report, please feel free to call me.

Sincerely,

Bethany McDaniel

Electronically approved by: Jumoke M. Lawal

Bethany McDaniel
Project Manager

Certificate No: T104704231-13-12

ALS Environmental

Date: 13-Mar-14

Client: ARCADIS U.S., Inc.
Project: Foster Pilot Study
Work Order: **14030085**

Work Order Sample Summary

Lab Samp ID	Client Sample ID	Matrix	Tag Number	Collection Date	Date Received	Hold
14030085-01	13-Top	Solid		2/27/2014	2/28/2014 09:20	☐
14030085-02	15-Middle	Solid		2/27/2014	2/28/2014 09:20	☐
14030085-03	17-Bottom	Solid		2/27/2014	2/28/2014 09:20	☐
14030085-04	19-Top	Solid		2/27/2014	2/28/2014 09:20	☐
14030085-05	21-Middle	Solid		2/27/2014	2/28/2014 09:20	☐
14030085-06	23-Bottom	Solid		2/27/2014	2/28/2014 09:20	☐
14030085-07	25-Top	Solid		2/27/2014	2/28/2014 09:20	☐
14030085-08	27--Middle	Solid		2/27/2014	2/28/2014 09:20	☐
14030085-09	29-Bottom	Solid		2/27/2014	2/28/2014 09:20	☐
14030085-10	31-Top	Solid		2/27/2014	2/28/2014 09:20	☐
14030085-11	33-Middle	Solid		2/27/2014	2/28/2014 09:20	☐
14030085-12	35-Bottom	Solid		2/27/2014	2/28/2014 09:20	☐
14030085-13	37-Top	Solid		2/27/2014	2/28/2014 09:20	☐
14030085-14	39-Middle	Solid		2/27/2014	2/28/2014 09:20	☐
14030085-15	41-Bottom	Solid		2/27/2014	2/28/2014 09:20	☐
14030085-16	43-Top	Solid		2/27/2014	2/28/2014 09:20	☐
14030085-17	45-Middle	Solid		2/27/2014	2/28/2014 09:20	☐
14030085-18	47-Bottom	Solid		2/27/2014	2/28/2014 09:20	☐
14030085-19	49-Top	Solid		2/27/2014	2/28/2014 09:20	☐
14030085-20	51-Middle	Solid		2/27/2014	2/28/2014 09:20	☐
14030085-21	53-Bottom	Solid		2/27/2014	2/28/2014 09:20	☐
14030085-22	55	Solid		2/27/2014	2/28/2014 09:20	☐

Client: ARCADIS U.S., Inc.
Project: Foster Pilot Study
Work Order: 14030085

Case Narrative

Batch 77275, PAHs by Method SW8270, Sample "45-Middle": Surrogate recovery, 4-Terphenyl-d14, was above the control limits.

Batch 77275, PAHs by Method SW8270, Insufficient sample to perform MS/MSD. LCS/LCSD provided as batch quality control.

Batch 77275, PAHs by Method SW8270: Low area counts for all internal standards in all samples except "41-Bottom" and "45-Middle". Sample re-ran with simlilar results.

Batch 77275, PAHs by Method SW8270: Sample "41-Bottom" had low area counts for all internal standards except Chrysene-d12.

Batch 77275, PAHs by Method SW8270: Sample "45-Middle" had low area counts for all internal standards except Phenanthrene-d12.

ALS Environmental

Date: *13-Mar-14*

Client: ARCADIS U.S., Inc.
Project: Foster Pilot Study
Work Order: 14030085
Sample ID: 19-Top
Lab ID: 14030085-04
Collection Date: 2/27/2014
Matrix: SOLID

Analyses	Result	Qual	Report Limit	Units	Dilution Factor	Date Prep	Date Analyzed
PAHS			**SW8270**		SW3541		Analyst: **ACN**
Acenaphthene	ND		2,000	µg/Kg	1	3/10/2014	3/11/2014 02:12 PM
Acenaphthylene	ND		2,000	µg/Kg	1	3/10/2014	3/11/2014 02:12 PM
Anthracene	ND		2,000	µg/Kg	1	3/10/2014	3/11/2014 02:12 PM
Benz(a)anthracene	ND		2,000	µg/Kg	1	3/10/2014	3/11/2014 02:12 PM
Benzo(a)pyrene	**14,000**		**2,000**	**µg/Kg**	1	3/10/2014	3/11/2014 02:12 PM
Benzo(b)fluoranthene	ND		2,000	µg/Kg	1	3/10/2014	3/11/2014 02:12 PM
Benzo(g,h,i)perylene	ND		2,000	µg/Kg	1	3/10/2014	3/11/2014 02:12 PM
Benzo(k)fluoranthene	ND		2,000	µg/Kg	1	3/10/2014	3/11/2014 02:12 PM
Chrysene	ND		2,000	µg/Kg	1	3/10/2014	3/11/2014 02:12 PM
Dibenz(a,h)anthracene	ND		2,000	µg/Kg	1	3/10/2014	3/11/2014 02:12 PM
Fluoranthene	ND		2,000	µg/Kg	1	3/10/2014	3/11/2014 02:12 PM
Fluorene	ND		2,000	µg/Kg	1	3/10/2014	3/11/2014 02:12 PM
Indeno(1,2,3-cd)pyrene	ND		2,000	µg/Kg	1	3/10/2014	3/11/2014 02:12 PM
Naphthalene	ND		2,000	µg/Kg	1	3/10/2014	3/11/2014 02:12 PM
Phenanthrene	ND		2,000	µg/Kg	1	3/10/2014	3/11/2014 02:12 PM
Pyrene	ND		2,000	µg/Kg	1	3/10/2014	3/11/2014 02:12 PM
Surr: 2-Fluorobiphenyl	*60.1*		*43-125*	*%REC*	1	3/10/2014	3/11/2014 02:12 PM
Surr: 4-Terphenyl-d14	*68.7*		*32-125*	*%REC*	1	3/10/2014	3/11/2014 02:12 PM
Surr: Nitrobenzene-d5	*56.3*		*37-125*	*%REC*	1	3/10/2014	3/11/2014 02:12 PM

Note: See Qualifiers Page for a list of qualifiers and their explanation.

ALS Environmental

Date: *13-Mar-14*

Client: ARCADIS U.S., Inc.
Project: Foster Pilot Study
Work Order: 14030085
Sample ID: 21-Middle
Lab ID: 14030085-05
Collection Date: 2/27/2014
Matrix: SOLID

Analyses	Result	Qual	Report Limit	Units	Dilution Factor	Date Prep	Date Analyzed
PAHS			**SW8270**		SW3541		Analyst: **ACN**
Acenaphthene	ND		2,000	µg/Kg	1	3/10/2014	3/12/2014 01:01 PM
Acenaphthylene	ND		2,000	µg/Kg	1	3/10/2014	3/12/2014 01:01 PM
Anthracene	ND		2,000	µg/Kg	1	3/10/2014	3/12/2014 01:01 PM
Benz(a)anthracene	ND		2,000	µg/Kg	1	3/10/2014	3/12/2014 01:01 PM
Benzo(a)pyrene	**20,000**		**2,000**	**µg/Kg**	1	3/10/2014	3/12/2014 01:01 PM
Benzo(b)fluoranthene	ND		2,000	µg/Kg	1	3/10/2014	3/12/2014 01:01 PM
Benzo(g,h,i)perylene	ND		2,000	µg/Kg	1	3/10/2014	3/12/2014 01:01 PM
Benzo(k)fluoranthene	ND		2,000	µg/Kg	1	3/10/2014	3/12/2014 01:01 PM
Chrysene	ND		2,000	µg/Kg	1	3/10/2014	3/12/2014 01:01 PM
Dibenz(a,h)anthracene	ND		2,000	µg/Kg	1	3/10/2014	3/12/2014 01:01 PM
Fluoranthene	ND		2,000	µg/Kg	1	3/10/2014	3/12/2014 01:01 PM
Fluorene	ND		2,000	µg/Kg	1	3/10/2014	3/12/2014 01:01 PM
Indeno(1,2,3-cd)pyrene	ND		2,000	µg/Kg	1	3/10/2014	3/12/2014 01:01 PM
Naphthalene	ND		2,000	µg/Kg	1	3/10/2014	3/12/2014 01:01 PM
Phenanthrene	ND		2,000	µg/Kg	1	3/10/2014	3/12/2014 01:01 PM
Pyrene	ND		2,000	µg/Kg	1	3/10/2014	3/12/2014 01:01 PM
Surr: 2-Fluorobiphenyl	*62.9*		*43-125*	*%REC*	1	3/10/2014	3/12/2014 01:01 PM
Surr: 4-Terphenyl-d14	*64.4*		*32-125*	*%REC*	1	3/10/2014	3/12/2014 01:01 PM
Surr: Nitrobenzene-d5	*61.5*		*37-125*	*%REC*	1	3/10/2014	3/12/2014 01:01 PM

Note: See Qualifiers Page for a list of qualifiers and their explanation.

ALS Environmental

Date: *13-Mar-14*

Client: ARCADIS U.S., Inc.
Project: Foster Pilot Study
Work Order: 14030085
Sample ID: 23-Bottom
Lab ID: 14030085-06
Collection Date: 2/27/2014
Matrix: SOLID

Analyses	Result	Qual	Report Limit	Units	Dilution Factor	Date Prep	Date Analyzed
PAHS			**SW8270**		SW3541		Analyst: **ACN**
Acenaphthene	ND		2,000	µg/Kg	1	3/10/2014	3/11/2014 02:56 PM
Acenaphthylene	ND		2,000	µg/Kg	1	3/10/2014	3/11/2014 02:56 PM
Anthracene	ND		2,000	µg/Kg	1	3/10/2014	3/11/2014 02:56 PM
Benz(a)anthracene	ND		2,000	µg/Kg	1	3/10/2014	3/11/2014 02:56 PM
Benzo(a)pyrene	**6,600**		**2,000**	**µg/Kg**	1	3/10/2014	3/11/2014 02:56 PM
Benzo(b)fluoranthene	ND		2,000	µg/Kg	1	3/10/2014	3/11/2014 02:56 PM
Benzo(g,h,i)perylene	ND		2,000	µg/Kg	1	3/10/2014	3/11/2014 02:56 PM
Benzo(k)fluoranthene	ND		2,000	µg/Kg	1	3/10/2014	3/11/2014 02:56 PM
Chrysene	ND		2,000	µg/Kg	1	3/10/2014	3/11/2014 02:56 PM
Dibenz(a,h)anthracene	ND		2,000	µg/Kg	1	3/10/2014	3/11/2014 02:56 PM
Fluoranthene	ND		2,000	µg/Kg	1	3/10/2014	3/11/2014 02:56 PM
Fluorene	ND		2,000	µg/Kg	1	3/10/2014	3/11/2014 02:56 PM
Indeno(1,2,3-cd)pyrene	ND		2,000	µg/Kg	1	3/10/2014	3/11/2014 02:56 PM
Naphthalene	ND		2,000	µg/Kg	1	3/10/2014	3/11/2014 02:56 PM
Phenanthrene	ND		2,000	µg/Kg	1	3/10/2014	3/11/2014 02:56 PM
Pyrene	ND		2,000	µg/Kg	1	3/10/2014	3/11/2014 02:56 PM
Surr: 2-Fluorobiphenyl	*68.1*		*43-125*	*%REC*	1	3/10/2014	3/11/2014 02:56 PM
Surr: 4-Terphenyl-d14	*82.7*		*32-125*	*%REC*	1	3/10/2014	3/11/2014 02:56 PM
Surr: Nitrobenzene-d5	*66.9*		*37-125*	*%REC*	1	3/10/2014	3/11/2014 02:56 PM

Note: See Qualifiers Page for a list of qualifiers and their explanation.

ALS Environmental

Date: *13-Mar-14*

Client: ARCADIS U.S., Inc.
Project: Foster Pilot Study
Work Order: 14030085
Sample ID: 37-Top
Lab ID: 14030085-13
Collection Date: 2/27/2014
Matrix: SOLID

Analyses	Result	Qual	Report Limit	Units	Dilution Factor	Date Prep	Date Analyzed
PAHS			**SW8270**		SW3541		Analyst: **ACN**
Acenaphthene	ND		10,000	µg/Kg	5	3/10/2014	3/12/2014 02:56 PM
Acenaphthylene	ND		10,000	µg/Kg	5	3/10/2014	3/12/2014 02:56 PM
Anthracene	**22,000**		**10,000**	**µg/Kg**	5	3/10/2014	3/12/2014 02:56 PM
Benz(a)anthracene	**97,000**		**10,000**	**µg/Kg**	5	3/10/2014	3/12/2014 02:56 PM
Benzo(a)pyrene	**120,000**		**10,000**	**µg/Kg**	5	3/10/2014	3/12/2014 02:56 PM
Benzo(b)fluoranthene	**130,000**		**10,000**	**µg/Kg**	5	3/10/2014	3/12/2014 02:56 PM
Benzo(g,h,i)perylene	**78,000**		**10,000**	**µg/Kg**	5	3/10/2014	3/12/2014 02:56 PM
Benzo(k)fluoranthene	**57,000**		**10,000**	**µg/Kg**	5	3/10/2014	3/12/2014 02:56 PM
Chrysene	**130,000**		**10,000**	**µg/Kg**	5	3/10/2014	3/12/2014 02:56 PM
Dibenz(a,h)anthracene	**33,000**		**10,000**	**µg/Kg**	5	3/10/2014	3/12/2014 02:56 PM
Fluoranthene	**180,000**		**10,000**	**µg/Kg**	5	3/10/2014	3/12/2014 02:56 PM
Fluorene	ND		10,000	µg/Kg	5	3/10/2014	3/12/2014 02:56 PM
Indeno(1,2,3-cd)pyrene	**78,000**		**10,000**	**µg/Kg**	5	3/10/2014	3/12/2014 02:56 PM
Naphthalene	ND		10,000	µg/Kg	5	3/10/2014	3/12/2014 02:56 PM
Phenanthrene	**87,000**		**10,000**	**µg/Kg**	5	3/10/2014	3/12/2014 02:56 PM
Pyrene	**130,000**		**10,000**	**µg/Kg**	5	3/10/2014	3/12/2014 02:56 PM
Surr: 2-Fluorobiphenyl	*60.9*		*43-125*	*%REC*	5	3/10/2014	3/12/2014 02:56 PM
Surr: 4-Terphenyl-d14	*72.5*		*32-125*	*%REC*	5	3/10/2014	3/12/2014 02:56 PM
Surr: Nitrobenzene-d5	*52.8*		*37-125*	*%REC*	5	3/10/2014	3/12/2014 02:56 PM

Note: See Qualifiers Page for a list of qualifiers and their explanation.

ALS Environmental

Date: *13-Mar-14*

Client: ARCADIS U.S., Inc.
Project: Foster Pilot Study
Work Order: 14030085
Sample ID: 39-Middle
Lab ID: 14030085-14
Collection Date: 2/27/2014
Matrix: SOLID

Analyses	Result	Qual	Report Limit	Units	Dilution Factor	Date Prep	Date Analyzed
PAHS			**SW8270**		SW3541		Analyst: **ACN**
Acenaphthene	ND		10,000	µg/Kg	5	3/10/2014	3/12/2014 03:42 PM
Acenaphthylene	ND		10,000	µg/Kg	5	3/10/2014	3/12/2014 03:42 PM
Anthracene	**26,000**		**10,000**	**µg/Kg**	5	3/10/2014	3/12/2014 03:42 PM
Benz(a)anthracene	**110,000**		**10,000**	**µg/Kg**	5	3/10/2014	3/12/2014 03:42 PM
Benzo(a)pyrene	**120,000**		**10,000**	**µg/Kg**	5	3/10/2014	3/12/2014 03:42 PM
Benzo(b)fluoranthene	**130,000**		**10,000**	**µg/Kg**	5	3/10/2014	3/12/2014 03:42 PM
Benzo(g,h,i)perylene	**82,000**		**10,000**	**µg/Kg**	5	3/10/2014	3/12/2014 03:42 PM
Benzo(k)fluoranthene	**58,000**		**10,000**	**µg/Kg**	5	3/10/2014	3/12/2014 03:42 PM
Chrysene	**120,000**		**10,000**	**µg/Kg**	5	3/10/2014	3/12/2014 03:42 PM
Dibenz(a,h)anthracene	**33,000**		**10,000**	**µg/Kg**	5	3/10/2014	3/12/2014 03:42 PM
Fluoranthene	**180,000**		**10,000**	**µg/Kg**	5	3/10/2014	3/12/2014 03:42 PM
Fluorene	ND		10,000	µg/Kg	5	3/10/2014	3/12/2014 03:42 PM
Indeno(1,2,3-cd)pyrene	**82,000**		**10,000**	**µg/Kg**	5	3/10/2014	3/12/2014 03:42 PM
Naphthalene	ND		10,000	µg/Kg	5	3/10/2014	3/12/2014 03:42 PM
Phenanthrene	**96,000**		**10,000**	**µg/Kg**	5	3/10/2014	3/12/2014 03:42 PM
Pyrene	**140,000**		**10,000**	**µg/Kg**	5	3/10/2014	3/12/2014 03:42 PM
Surr: 2-Fluorobiphenyl	*74.9*		*43-125*	*%REC*	5	3/10/2014	3/12/2014 03:42 PM
Surr: 4-Terphenyl-d14	*84.7*		*32-125*	*%REC*	5	3/10/2014	3/12/2014 03:42 PM
Surr: Nitrobenzene-d5	*59.6*		*37-125*	*%REC*	5	3/10/2014	3/12/2014 03:42 PM

Note: See Qualifiers Page for a list of qualifiers and their explanation.

ALS Environmental

Date: *13-Mar-14*

Client: ARCADIS U.S., Inc.
Project: Foster Pilot Study
Work Order: 14030085
Sample ID: 41-Bottom
Lab ID: 14030085-15
Collection Date: 2/27/2014
Matrix: SOLID

Analyses	Result	Qual	Report Limit	Units	Dilution Factor	Date Prep	Date Analyzed
PAHS			**SW8270**		SW3541		Analyst: **ACN**
Acenaphthene	ND		10,000	µg/Kg	5	3/10/2014	3/12/2014 02:33 PM
Acenaphthylene	ND		10,000	µg/Kg	5	3/10/2014	3/12/2014 02:33 PM
Anthracene	**31,000**		**10,000**	**µg/Kg**	5	3/10/2014	3/12/2014 02:33 PM
Benz(a)anthracene	**110,000**		**10,000**	**µg/Kg**	5	3/10/2014	3/12/2014 02:33 PM
Benzo(a)pyrene	**130,000**		**10,000**	**µg/Kg**	5	3/10/2014	3/12/2014 02:33 PM
Benzo(b)fluoranthene	**150,000**		**10,000**	**µg/Kg**	5	3/10/2014	3/12/2014 02:33 PM
Benzo(g,h,i)perylene	**92,000**		**10,000**	**µg/Kg**	5	3/10/2014	3/12/2014 02:33 PM
Benzo(k)fluoranthene	**65,000**		**10,000**	**µg/Kg**	5	3/10/2014	3/12/2014 02:33 PM
Chrysene	**150,000**		**10,000**	**µg/Kg**	5	3/10/2014	3/12/2014 02:33 PM
Dibenz(a,h)anthracene	**36,000**		**10,000**	**µg/Kg**	5	3/10/2014	3/12/2014 02:33 PM
Fluoranthene	**190,000**		**10,000**	**µg/Kg**	5	3/10/2014	3/12/2014 02:33 PM
Fluorene	ND		10,000	µg/Kg	5	3/10/2014	3/12/2014 02:33 PM
Indeno(1,2,3-cd)pyrene	**90,000**		**10,000**	**µg/Kg**	5	3/10/2014	3/12/2014 02:33 PM
Naphthalene	ND		10,000	µg/Kg	5	3/10/2014	3/12/2014 02:33 PM
Phenanthrene	**100,000**		**10,000**	**µg/Kg**	5	3/10/2014	3/12/2014 02:33 PM
Pyrene	**140,000**		**10,000**	**µg/Kg**	5	3/10/2014	3/12/2014 02:33 PM
Surr: 2-Fluorobiphenyl	*75.0*		*43-125*	*%REC*	5	3/10/2014	3/12/2014 02:33 PM
Surr: 4-Terphenyl-d14	*87.0*		*32-125*	*%REC*	5	3/10/2014	3/12/2014 02:33 PM
Surr: Nitrobenzene-d5	*64.5*		*37-125*	*%REC*	5	3/10/2014	3/12/2014 02:33 PM

Note: See Qualifiers Page for a list of qualifiers and their explanation.

ALS Environmental

Date: *13-Mar-14*

Client: ARCADIS U.S., Inc.
Project: Foster Pilot Study
Work Order: 14030085
Sample ID: 43-Top
Lab ID: 14030085-16
Collection Date: 2/27/2014
Matrix: SOLID

Analyses	Result	Qual	Report Limit	Units	Dilution Factor	Date Prep	Date Analyzed
PAHS			**SW8270**		SW3541		Analyst: **ACN**
Acenaphthene	ND		10,000	µg/Kg	5	3/10/2014	3/12/2014 01:24 PM
Acenaphthylene	ND		10,000	µg/Kg	5	3/10/2014	3/12/2014 01:24 PM
Anthracene	**21,000**		**10,000**	**µg/Kg**	5	3/10/2014	3/12/2014 01:24 PM
Benz(a)anthracene	**69,000**		**10,000**	**µg/Kg**	5	3/10/2014	3/12/2014 01:24 PM
Benzo(a)pyrene	**83,000**		**10,000**	**µg/Kg**	5	3/10/2014	3/12/2014 01:24 PM
Benzo(b)fluoranthene	**91,000**		**10,000**	**µg/Kg**	5	3/10/2014	3/12/2014 01:24 PM
Benzo(g,h,i)perylene	**50,000**		**10,000**	**µg/Kg**	5	3/10/2014	3/12/2014 01:24 PM
Benzo(k)fluoranthene	**49,000**		**10,000**	**µg/Kg**	5	3/10/2014	3/12/2014 01:24 PM
Chrysene	**96,000**		**10,000**	**µg/Kg**	5	3/10/2014	3/12/2014 01:24 PM
Dibenz(a,h)anthracene	**18,000**		**10,000**	**µg/Kg**	5	3/10/2014	3/12/2014 01:24 PM
Fluoranthene	**140,000**		**10,000**	**µg/Kg**	5	3/10/2014	3/12/2014 01:24 PM
Fluorene	ND		10,000	µg/Kg	5	3/10/2014	3/12/2014 01:24 PM
Indeno(1,2,3-cd)pyrene	**52,000**		**10,000**	**µg/Kg**	5	3/10/2014	3/12/2014 01:24 PM
Naphthalene	ND		10,000	µg/Kg	5	3/10/2014	3/12/2014 01:24 PM
Phenanthrene	**73,000**		**10,000**	**µg/Kg**	5	3/10/2014	3/12/2014 01:24 PM
Pyrene	**100,000**		**10,000**	**µg/Kg**	5	3/10/2014	3/12/2014 01:24 PM
Surr: 2-Fluorobiphenyl	*66.1*		*43-125*	*%REC*	5	3/10/2014	3/12/2014 01:24 PM
Surr: 4-Terphenyl-d14	*69.8*		*32-125*	*%REC*	5	3/10/2014	3/12/2014 01:24 PM
Surr: Nitrobenzene-d5	*78.8*		*37-125*	*%REC*	5	3/10/2014	3/12/2014 01:24 PM

Note: See Qualifiers Page for a list of qualifiers and their explanation.

ALS Environmental

Date: *13-Mar-14*

Client: ARCADIS U.S., Inc.
Project: Foster Pilot Study
Work Order: 14030085
Sample ID: 45-Middle
Lab ID: 14030085-17
Collection Date: 2/27/2014
Matrix: SOLID

Analyses	Result	Qual	Report Limit	Units	Dilution Factor	Date Prep	Date Analyzed
PAHS			**SW8270**		SW3541		Analyst: **ACN**
Acenaphthene	ND		10,000	µg/Kg	5	3/10/2014	3/12/2014 04:05 PM
Acenaphthylene	ND		10,000	µg/Kg	5	3/10/2014	3/12/2014 04:05 PM
Anthracene	**30,000**		**10,000**	**µg/Kg**	5	3/10/2014	3/12/2014 04:05 PM
Benz(a)anthracene	**100,000**		**10,000**	**µg/Kg**	5	3/10/2014	3/12/2014 04:05 PM
Benzo(a)pyrene	**110,000**		**10,000**	**µg/Kg**	5	3/10/2014	3/12/2014 04:05 PM
Benzo(b)fluoranthene	**120,000**		**10,000**	**µg/Kg**	5	3/10/2014	3/12/2014 04:05 PM
Benzo(g,h,i)perylene	**70,000**		**10,000**	**µg/Kg**	5	3/10/2014	3/12/2014 04:05 PM
Benzo(k)fluoranthene	**60,000**		**10,000**	**µg/Kg**	5	3/10/2014	3/12/2014 04:05 PM
Chrysene	**130,000**		**10,000**	**µg/Kg**	5	3/10/2014	3/12/2014 04:05 PM
Dibenz(a,h)anthracene	**30,000**		**10,000**	**µg/Kg**	5	3/10/2014	3/12/2014 04:05 PM
Fluoranthene	**180,000**		**10,000**	**µg/Kg**	5	3/10/2014	3/12/2014 04:05 PM
Fluorene	ND		10,000	µg/Kg	5	3/10/2014	3/12/2014 04:05 PM
Indeno(1,2,3-cd)pyrene	**73,000**		**10,000**	**µg/Kg**	5	3/10/2014	3/12/2014 04:05 PM
Naphthalene	ND		10,000	µg/Kg	5	3/10/2014	3/12/2014 04:05 PM
Phenanthrene	**100,000**		**10,000**	**µg/Kg**	5	3/10/2014	3/12/2014 04:05 PM
Pyrene	**230,000**		**10,000**	**µg/Kg**	5	3/10/2014	3/12/2014 04:05 PM
Surr: 2-Fluorobiphenyl	*75.6*		*43-125*	*%REC*	5	3/10/2014	3/12/2014 04:05 PM
Surr: 4-Terphenyl-d14	*143*	S	*32-125*	*%REC*	5	3/10/2014	3/12/2014 04:05 PM
Surr: Nitrobenzene-d5	*69.9*		*37-125*	*%REC*	5	3/10/2014	3/12/2014 04:05 PM

Note: See Qualifiers Page for a list of qualifiers and their explanation.

ALS Environmental

Date: *13-Mar-14*

Client: ARCADIS U.S., Inc.

Project: Foster Pilot Study **Work Order:** 14030085

Sample ID: 47-Bottom **Lab ID:** 14030085-18

Collection Date: 2/27/2014 **Matrix:** SOLID

Analyses	Result	Qual	Report Limit	Units	Dilution Factor	Date Prep	Date Analyzed
PAHS			**SW8270**		SW3541		Analyst: **ACN**
Acenaphthene	ND		9,800	µg/Kg	5	3/10/2014	3/12/2014 02:10 PM
Acenaphthylene	ND		9,800	µg/Kg	5	3/10/2014	3/12/2014 02:10 PM
Anthracene	**24,000**		**9,800**	**µg/Kg**	5	3/10/2014	3/12/2014 02:10 PM
Benz(a)anthracene	**100,000**		**9,800**	**µg/Kg**	5	3/10/2014	3/12/2014 02:10 PM
Benzo(a)pyrene	**120,000**		**9,800**	**µg/Kg**	5	3/10/2014	3/12/2014 02:10 PM
Benzo(b)fluoranthene	**120,000**		**9,800**	**µg/Kg**	5	3/10/2014	3/12/2014 02:10 PM
Benzo(g,h,i)perylene	**71,000**		**9,800**	**µg/Kg**	5	3/10/2014	3/12/2014 02:10 PM
Benzo(k)fluoranthene	**62,000**		**9,800**	**µg/Kg**	5	3/10/2014	3/12/2014 02:10 PM
Chrysene	**130,000**		**9,800**	**µg/Kg**	5	3/10/2014	3/12/2014 02:10 PM
Dibenz(a,h)anthracene	**30,000**		**9,800**	**µg/Kg**	5	3/10/2014	3/12/2014 02:10 PM
Fluoranthene	**180,000**		**9,800**	**µg/Kg**	5	3/10/2014	3/12/2014 02:10 PM
Fluorene	ND		9,800	µg/Kg	5	3/10/2014	3/12/2014 02:10 PM
Indeno(1,2,3-cd)pyrene	**74,000**		**9,800**	**µg/Kg**	5	3/10/2014	3/12/2014 02:10 PM
Naphthalene	ND		9,800	µg/Kg	5	3/10/2014	3/12/2014 02:10 PM
Phenanthrene	**98,000**		**9,800**	**µg/Kg**	5	3/10/2014	3/12/2014 02:10 PM
Pyrene	**140,000**		**9,800**	**µg/Kg**	5	3/10/2014	3/12/2014 02:10 PM
Surr: 2-Fluorobiphenyl	*77.2*		*43-125*	*%REC*	5	3/10/2014	3/12/2014 02:10 PM
Surr: 4-Terphenyl-d14	*81.0*		*32-125*	*%REC*	5	3/10/2014	3/12/2014 02:10 PM
Surr: Nitrobenzene-d5	*64.1*		*37-125*	*%REC*	5	3/10/2014	3/12/2014 02:10 PM

Note: See Qualifiers Page for a list of qualifiers and their explanation.

ALS Environmental

Date: *13-Mar-14*

Client: ARCADIS U.S., Inc.
Project: Foster Pilot Study
Work Order: 14030085
Sample ID: 49-Top
Lab ID: 14030085-19
Collection Date: 2/27/2014
Matrix: SOLID

Analyses	Result	Qual	Report Limit	Units	Dilution Factor	Date Prep	Date Analyzed
PAHS			**SW8270**		SW3541		Analyst: **ACN**
Acenaphthene	ND		10,000	µg/Kg	5	3/10/2014	3/12/2014 01:47 PM
Acenaphthylene	ND		10,000	µg/Kg	5	3/10/2014	3/12/2014 01:47 PM
Anthracene	ND		10,000	µg/Kg	5	3/10/2014	3/12/2014 01:47 PM
Benz(a)anthracene	**20,000**		**10,000**	**µg/Kg**	5	3/10/2014	3/12/2014 01:47 PM
Benzo(a)pyrene	**25,000**		**10,000**	**µg/Kg**	5	3/10/2014	3/12/2014 01:47 PM
Benzo(b)fluoranthene	**24,000**		**10,000**	**µg/Kg**	5	3/10/2014	3/12/2014 01:47 PM
Benzo(g,h,i)perylene	**16,000**		**10,000**	**µg/Kg**	5	3/10/2014	3/12/2014 01:47 PM
Benzo(k)fluoranthene	**16,000**		**10,000**	**µg/Kg**	5	3/10/2014	3/12/2014 01:47 PM
Chrysene	**26,000**		**10,000**	**µg/Kg**	5	3/10/2014	3/12/2014 01:47 PM
Dibenz(a,h)anthracene	ND		10,000	µg/Kg	5	3/10/2014	3/12/2014 01:47 PM
Fluoranthene	**37,000**		**10,000**	**µg/Kg**	5	3/10/2014	3/12/2014 01:47 PM
Fluorene	ND		10,000	µg/Kg	5	3/10/2014	3/12/2014 01:47 PM
Indeno(1,2,3-cd)pyrene	**16,000**		**10,000**	**µg/Kg**	5	3/10/2014	3/12/2014 01:47 PM
Naphthalene	ND		10,000	µg/Kg	5	3/10/2014	3/12/2014 01:47 PM
Phenanthrene	**17,000**		**10,000**	**µg/Kg**	5	3/10/2014	3/12/2014 01:47 PM
Pyrene	**26,000**		**10,000**	**µg/Kg**	5	3/10/2014	3/12/2014 01:47 PM
Surr: 2-Fluorobiphenyl	*63.1*		*43-125*	*%REC*	5	3/10/2014	3/12/2014 01:47 PM
Surr: 4-Terphenyl-d14	*66.3*		*32-125*	*%REC*	5	3/10/2014	3/12/2014 01:47 PM
Surr: Nitrobenzene-d5	*61.0*		*37-125*	*%REC*	5	3/10/2014	3/12/2014 01:47 PM

Note: See Qualifiers Page for a list of qualifiers and their explanation.

ALS Environmental

Date: *13-Mar-14*

Client: ARCADIS U.S., Inc.
Project: Foster Pilot Study
Work Order: 14030085
Sample ID: 51-Middle
Lab ID: 14030085-20
Collection Date: 2/27/2014
Matrix: SOLID

Analyses	Result	Qual	Report Limit	Units	Dilution Factor	Date Prep	Date Analyzed
PAHS			**SW8270**		SW3541		Analyst: **ACN**
Acenaphthene	ND		9,900	µg/Kg	5	3/10/2014	3/12/2014 04:28 PM
Acenaphthylene	ND		9,900	µg/Kg	5	3/10/2014	3/12/2014 04:28 PM
Anthracene	ND		9,900	µg/Kg	5	3/10/2014	3/12/2014 04:28 PM
Benz(a)anthracene	**17,000**		**9,900**	**µg/Kg**	5	3/10/2014	3/12/2014 04:28 PM
Benzo(a)pyrene	**24,000**		**9,900**	**µg/Kg**	5	3/10/2014	3/12/2014 04:28 PM
Benzo(b)fluoranthene	**24,000**		**9,900**	**µg/Kg**	5	3/10/2014	3/12/2014 04:28 PM
Benzo(g,h,i)perylene	**18,000**		**9,900**	**µg/Kg**	5	3/10/2014	3/12/2014 04:28 PM
Benzo(k)fluoranthene	**16,000**		**9,900**	**µg/Kg**	5	3/10/2014	3/12/2014 04:28 PM
Chrysene	**25,000**		**9,900**	**µg/Kg**	5	3/10/2014	3/12/2014 04:28 PM
Dibenz(a,h)anthracene	ND		9,900	µg/Kg	5	3/10/2014	3/12/2014 04:28 PM
Fluoranthene	**41,000**		**9,900**	**µg/Kg**	5	3/10/2014	3/12/2014 04:28 PM
Fluorene	ND		9,900	µg/Kg	5	3/10/2014	3/12/2014 04:28 PM
Indeno(1,2,3-cd)pyrene	**15,000**		**9,900**	**µg/Kg**	5	3/10/2014	3/12/2014 04:28 PM
Naphthalene	ND		9,900	µg/Kg	5	3/10/2014	3/12/2014 04:28 PM
Phenanthrene	**18,000**		**9,900**	**µg/Kg**	5	3/10/2014	3/12/2014 04:28 PM
Pyrene	**26,000**		**9,900**	**µg/Kg**	5	3/10/2014	3/12/2014 04:28 PM
Surr: 2-Fluorobiphenyl	*65.5*		*43-125*	*%REC*	5	3/10/2014	3/12/2014 04:28 PM
Surr: 4-Terphenyl-d14	*69.0*		*32-125*	*%REC*	5	3/10/2014	3/12/2014 04:28 PM
Surr: Nitrobenzene-d5	*56.3*		*37-125*	*%REC*	5	3/10/2014	3/12/2014 04:28 PM

Note: See Qualifiers Page for a list of qualifiers and their explanation.

ALS Environmental

Date: *13-Mar-14*

Client: ARCADIS U.S., Inc.
Project: Foster Pilot Study
Work Order: 14030085
Sample ID: 53-Bottom
Lab ID: 14030085-21
Collection Date: 2/27/2014
Matrix: SOLID

Analyses	Result	Qual	Report Limit	Units	Dilution Factor	Date Prep	Date Analyzed
PAHS			**SW8270**		SW3541		Analyst: **ACN**
Acenaphthene	ND		10,000	µg/Kg	5	3/10/2014	3/12/2014 03:19 PM
Acenaphthylene	ND		10,000	µg/Kg	5	3/10/2014	3/12/2014 03:19 PM
Anthracene	ND		10,000	µg/Kg	5	3/10/2014	3/12/2014 03:19 PM
Benz(a)anthracene	**17,000**		**10,000**	**µg/Kg**	5	3/10/2014	3/12/2014 03:19 PM
Benzo(a)pyrene	**24,000**		**10,000**	**µg/Kg**	5	3/10/2014	3/12/2014 03:19 PM
Benzo(b)fluoranthene	**23,000**		**10,000**	**µg/Kg**	5	3/10/2014	3/12/2014 03:19 PM
Benzo(g,h,i)perylene	**16,000**		**10,000**	**µg/Kg**	5	3/10/2014	3/12/2014 03:19 PM
Benzo(k)fluoranthene	**18,000**		**10,000**	**µg/Kg**	5	3/10/2014	3/12/2014 03:19 PM
Chrysene	**25,000**		**10,000**	**µg/Kg**	5	3/10/2014	3/12/2014 03:19 PM
Dibenz(a,h)anthracene	ND		10,000	µg/Kg	5	3/10/2014	3/12/2014 03:19 PM
Fluoranthene	**38,000**		**10,000**	**µg/Kg**	5	3/10/2014	3/12/2014 03:19 PM
Fluorene	ND		10,000	µg/Kg	5	3/10/2014	3/12/2014 03:19 PM
Indeno(1,2,3-cd)pyrene	**16,000**		**10,000**	**µg/Kg**	5	3/10/2014	3/12/2014 03:19 PM
Naphthalene	ND		10,000	µg/Kg	5	3/10/2014	3/12/2014 03:19 PM
Phenanthrene	**17,000**		**10,000**	**µg/Kg**	5	3/10/2014	3/12/2014 03:19 PM
Pyrene	**27,000**		**10,000**	**µg/Kg**	5	3/10/2014	3/12/2014 03:19 PM
Surr: 2-Fluorobiphenyl	*68.1*		*43-125*	*%REC*	5	3/10/2014	3/12/2014 03:19 PM
Surr: 4-Terphenyl-d14	*75.4*		*32-125*	*%REC*	5	3/10/2014	3/12/2014 03:19 PM
Surr: Nitrobenzene-d5	*57.0*		*37-125*	*%REC*	5	3/10/2014	3/12/2014 03:19 PM

Note: See Qualifiers Page for a list of qualifiers and their explanation.

Work Order: 14030085
Client: ARCADIS U.S., Inc.
Project: Foster Pilot Study

DATES REPORT

Sample ID	Client Sample ID	Matrix	Collection Date	TCLP Date	Prep Date	Analysis Date
Batch ID 77275 **Test Name:** PAHs						
14030085-04 ^	19-Top	Solid	2/27/2014		3/10/2014 09:02 AM	3/11/2014 02:12 PM
14030085-05 ^	21-Middle				3/10/2014 09:02 AM	3/12/2014 01:01 PM
14030085-06 ^	23-Bottom				3/10/2014 09:02 AM	3/11/2014 02:56 PM
14030085-13 ^	37-Top				3/10/2014 09:02 AM	3/12/2014 02:56 PM
14030085-14 ^	39-Middle				3/10/2014 09:02 AM	3/12/2014 03:42 PM
14030085-15 ^	41-Bottom				3/10/2014 09:02 AM	3/12/2014 02:33 PM
14030085-16 ^	43-Top				3/10/2014 09:02 AM	3/12/2014 01:24 PM
14030085-17 ^	45-Middle				3/10/2014 09:02 AM	3/12/2014 04:05 PM
14030085-18 ^	47-Bottom				3/10/2014 09:02 AM	3/12/2014 02:10 PM
14030085-19 ^	49-Top				3/10/2014 09:02 AM	3/12/2014 01:47 PM
14030085-20 ^	51-Middle				3/10/2014 09:02 AM	3/12/2014 04:28 PM
14030085-21 ^	53-Bottom				3/10/2014 09:02 AM	3/12/2014 03:19 PM

Batch ID: **77275** Instrument ID **SV-5** Method: **SW8270**

MBLK Sample ID: **SBLKS2-140310-77275** Units: **µg/Kg** Analysis Date: **3/10/2014 04:28 PM**

Client ID: Run ID: **SV-5_140310A** SeqNo: **3563392** Prep Date: **3/10/2014** DF: **1**

Analyte	Result	PQL	SPK Val	SPK Ref Value	%REC	Control Limit	RPD Ref Value	%RPD	RPD Limit	Qual
Acenaphthene	ND	170								
Acenaphthylene	ND	170								
Anthracene	ND	170								
Benz(a)anthracene	ND	170								
Benzo(a)pyrene	ND	170								
Benzo(b)fluoranthene	ND	170								
Benzo(g,h,i)perylene	ND	170								
Benzo(k)fluoranthene	ND	170								
Chrysene	ND	170								
Dibenz(a,h)anthracene	ND	170								
Fluoranthene	ND	170								
Fluorene	ND	170								
Indeno(1,2,3-cd)pyrene	ND	170								
Naphthalene	ND	170								
Phenanthrene	ND	170								
Pyrene	ND	170								
Surr: 2-Fluorobiphenyl	3240	170	*3333*	*0*	*97.2*	*43-125*	*0*			
Surr: 4-Terphenyl-d14	4047	170	*3333*	*0*	*121*	*32-125*	*0*			
Surr: Nitrobenzene-d5	3321	170	*3333*	*0*	*99.6*	*37-125*	*0*			

Note: See Qualifiers Page for a list of Qualifiers and their explanation.

Client: ARCADIS U.S., Inc.
Work Order: 14030085
Project: Foster Pilot Study

QC BATCH REPORT

Batch ID: **77275** Instrument ID **SV-5** Method: **SW8270**

LCS Sample ID: **SLCSS2-140310-77275** Units: **µg/Kg** Analysis Date: **3/10/2014 12:50 PM**

Client ID: Run ID: **SV-5_140310A** SeqNo: **3563391** Prep Date: **3/10/2014** DF: **1**

Analyte	Result	PQL	SPK Val	SPK Ref Value	%REC	Control Limit	RPD Ref Value	%RPD	RPD Limit	Qual
Acenaphthene	1581	170	1667	0	94.9	55-120				
Acenaphthylene	1638	170	1667	0	98.3	55-120				
Anthracene	1531	170	1667	0	91.9	55-120				
Benz(a)anthracene	1513	170	1667	0	90.8	55-125				
Benzo(a)pyrene	1690	170	1667	0	101	55-120				
Benzo(b)fluoranthene	1685	170	1667	0	101	55-125				
Benzo(g,h,i)perylene	1663	170	1667	0	99.8	55-120				
Benzo(k)fluoranthene	1951	170	1667	0	117	55-130				
Chrysene	1705	170	1667	0	102	55-125				
Dibenz(a,h)anthracene	1675	170	1667	0	100	55-120				
Fluoranthene	1572	170	1667	0	94.3	55-125				
Fluorene	1566	170	1667	0	94	55-120				
Indeno(1,2,3-cd)pyrene	1458	170	1667	0	87.5	55-125				
Naphthalene	1506	170	1667	0	90.4	55-120				
Phenanthrene	1613	170	1667	0	96.8	55-120				
Pyrene	1628	170	1667	0	97.7	55-125				
Surr: 2-Fluorobiphenyl	3300	170	*3333*	*0*	*99*	*43-125*	*0*			
Surr: 4-Terphenyl-d14	3570	170	*3333*	*0*	*107*	*32-125*	*0*			
Surr: Nitrobenzene-d5	3242	170	*3333*	*0*	*97.2*	*37-125*	*0*			

Note: See Qualifiers Page for a list of Qualifiers and their explanation.

Client: ARCADIS U.S., Inc.
Work Order: 14030085
Project: Foster Pilot Study

QC BATCH REPORT

Batch ID: **77275** Instrument ID **SV-5** Method: **SW8270**

LCSD Sample ID: **SLCSDS2-140310-77275** Units: **µg/Kg** Analysis Date: **3/10/2014 04:50 PM**

Client ID: Run ID: **SV-5_140310A** SeqNo: **3563393** Prep Date: **3/10/2014** DF: **1**

Analyte	Result	PQL	SPK Val	SPK Ref Value	%REC	Control Limit	RPD Ref Value	%RPD	RPD Limit	Qual
Acenaphthene	1528	170	1667	0	91.7	55-120	1581	3.42	30	
Acenaphthylene	1511	170	1667	0	90.7	55-120	1638	8.05	30	
Anthracene	1508	170	1667	0	90.5	55-120	1531	1.52	30	
Benz(a)anthracene	1478	170	1667	0	88.7	55-125	1513	2.36	30	
Benzo(a)pyrene	1640	170	1667	0	98.4	55-120	1690	3.02	30	
Benzo(b)fluoranthene	1705	170	1667	0	102	55-125	1685	1.18	30	
Benzo(g,h,i)perylene	1615	170	1667	0	96.9	55-120	1663	2.93	30	
Benzo(k)fluoranthene	1836	170	1667	0	110	55-130	1951	6.07	30	
Chrysene	1628	170	1667	0	97.7	55-125	1705	4.67	30	
Dibenz(a,h)anthracene	1638	170	1667	0	98.3	55-120	1675	2.18	30	
Fluoranthene	1462	170	1667	0	87.7	55-125	1572	7.25	30	
Fluorene	1443	170	1667	0	86.6	55-120	1566	8.18	30	
Indeno(1,2,3-cd)pyrene	1482	170	1667	0	88.9	55-125	1458	1.65	30	
Naphthalene	1470	170	1667	0	88.2	55-120	1506	2.4	30	
Phenanthrene	1564	170	1667	0	93.8	55-120	1613	3.06	30	
Pyrene	1575	170	1667	0	94.5	55-125	1628	3.25	30	
Surr: 2-Fluorobiphenyl	3337	170	*3333*	*0*	*100*	*43-125*	*3300*	*1.12*	*30*	
Surr: 4-Terphenyl-d14	3471	170	*3333*	*0*	*104*	*32-125*	*3570*	*2.82*	*30*	
Surr: Nitrobenzene-d5	2925	170	*3333*	*0*	*87.7*	*37-125*	*3242*	*10.3*	*30*	

The following samples were analyzed in this batch:

14030085-04A	14030085-05A	14030085-06A	14030085-13A
14030085-14A	14030085-15A	14030085-16A	14030085-17A
14030085-18A	14030085-19A	14030085-20A	14030085-21A

Note: See Qualifiers Page for a list of Qualifiers and their explanation.

Client: ARCADIS U.S., Inc.
Project: Foster Pilot Study
WorkOrder: **14030085**

QUALIFIERS, ACRONYMS, UNITS

Qualifier	Description
*	Value exceeds Regulatory Limit
a	Not accredited
B	Analyte detected in the associated Method Blank above the Reporting Limit
E	Value above quantitation range
H	Analyzed outside of Holding Time
J	Analyte detected below quantitation limit
M	Manually integrated, see raw data for justification
n	Not offered for accreditation
ND	Not Detected at the Reporting Limit
O	Sample amount is > 4 times amount spiked
P	Dual Column results percent difference > 40%
R	RPD above laboratory control limit
S	Spike Recovery outside laboratory control limits
U	Analyzed but not detected above the MDL

Acronym	Description
DCS	Detectability Check Study
DUP	Method Duplicate
LCS	Laboratory Control Sample
LCSD	Laboratory Control Sample Duplicate
MBLK	Method Blank
MDL	Method Detection Limit
MQL	Method Quantitation Limit
MS	Matrix Spike
MSD	Matrix Spike Duplicate
PDS	Post Digestion Spike
PQL	Practical Quantitation Limit
SD	Serial Dilution
SDL	Sample Detection Limit
TRRP	Texas Risk Reduction Program

Units Reported	Description
µg/Kg	Micrograms per Kilogram

ALS Environmental

Sample Receipt Checklist

Client Name: **MAL PIRNIE AZ** Date/Time Received: **28-Feb-14 09:20**

Work Order: **14030085** Received by: **BA11**

Checklist completed by Bethany McDaniel 04-Mar-14 Reviewed by: Bethany McDaniel 14-Mar-14

eSignature Date eSignature Date

Matrices: solid
Carrier name: FedEx

Shipping container/cooler in good condition?	Yes ☑	No ☐	Not Present ☐
Custody seals intact on shipping container/cooler?	Yes ☐	No ☐	Not Present ☑
Custody seals intact on sample bottles?	Yes ☐	No ☐	Not Present ☑
Chain of custody present?	Yes ☑	No ☐	
Chain of custody signed when relinquished and received?	Yes ☑	No ☐	
Chain of custody agrees with sample labels?	Yes ☑	No ☐	
Samples in proper container/bottle?	Yes ☑	No ☐	
Sample containers intact?	Yes ☑	No ☐	
Sufficient sample volume for indicated test?	Yes ☑	No ☐	
All samples received within holding time?	Yes ☑	No ☐	
Container/Temp Blank temperature in compliance?	Yes ☑	No ☐	
Temperature(s)/Thermometer(s):	ambient no ice		
Cooler(s)/Kit(s):	box		
Date/Time sample(s) sent to storage:			
Water - VOA vials have zero headspace?	Yes ☐	No ☐	No VOA vials submitted ☑
Water - pH acceptable upon receipt?	Yes ☐	No ☐	N/A ☑
pH adjusted?	Yes ☐	No ☐	N/A ☑
pH adjusted by:			

Login Notes:

Client Contacted: Date Contacted: Person Contacted:

Contacted By: Regarding:

Comments:

CorrectiveAction:

SRC Page 1 of 1

To: ALS Life Sciences
Attn: Hoai Van
10450 Stancliff Rd, Suite 210
Houston, TX 77099 USA
Phone: 281-530-5656

Date: 2/27/2014

14030085

MAL PIRNIE AZ: ARCADIS U.S., Inc.

Project: Foster Pilot Study

From: Richard Shea

The enclosed shipment was sent overnight on ice packs and contains sieved soil extract samples for analysis from Ricerca Study 030947.

Please electronically return signed copies of this letter and sample transfer form upon the arrival of this shipment.

Sincerely,

Richard Shea
Toxicology Formulations Lab
Ricerca Biosciences
Rick.Shea@Ricerca.com
Phone: 440.357.3568

The package was received in good condition YES / NO (please circle one)

Please indicate any problems regarding this shipment:

Name: Betty McCall Date: 2/28/14 09:20am

14030085

SAMPLE INDEX / TRANSFER

Study # 030947
Week of Study Homogeneity-Week 1
Form prepared by (init/date) JNJ 2/25/14

Date diet / dose prepared: 2/25/14
Sampled by (init. / date): JNJ 2/25/14

Sample #	Stored	Amount	Test material	Group	Site	Prepared Conc.	Date sent for analysis	
13	R	~20g	Sieved Soil - Neg Control	1	T	10%	~~2/26/14~~	①
14	↓	↓	↓	1	T	↓		
15				1	M		~~2/26/14~~	①
16				1	M			
17				1	B		~~2/26/14~~	①
18	R	~20g	Sieved Soil - Neg Control	1	B	10%		
19	R	~20g	Benzo(a)pyrene	2 ©	T	25ppm	~~2/26/14~~	①
20	↓	↓	↓	2	T	↓		
21				2	M		~~2/26/14~~	①
22				2	M			
23				2	B		~~2/26/14~~	①
24	R	~20g	Benzo(a)pyrene	2	B	25ppm		
25	R	~20g	Sieved Soil	3	T	5%	~~2/26/14~~	①
26	↓	↓	↓	3	T	↓		
27				3	M		~~2/26/14~~	①
28	R	~20g	Sieved Soil	3	M	5%		

Measured amount (init.): NA Device: NA Approximate amount (init.) JNJ 2/25/14

Storage codes: A = Ambient R = Refrigerator F = Freezer Samples stored in: LS-RC000004

Sample Site: **T** = Top **M** = Middle **B** = Bottom, or Random Bottle Number

Sample(s) sent by: [signature] Date: 27 FEB 14

Sample(s) received by: BM Date: 2/28/14 09:20

AF-0019- 09

© "2" JNJ 2/25/14 ①correct ship date is 2/27/14. JNJ 2/27/14

Exact Copy of the Original
Stamped in red. Original Located in:
Facility Files
Study File 030947
Initials [signature] Date 2/27/14

SAMPLE INDEX / TRANSFER

14030085

Study # 030947

Week of Study Homogeneity-Week 1

Form prepared by (init/date) JNJ 2/25/14

Date diet / dose prepared: 2/25/14

Sampled by (init. / date): JNJ 2/25/14

Sample #	Stored	Amount	Test material	Group	Site	Prepared Conc.	Date sent for analysis	
29	R	~20g	Sieved Soil	3	B	5%	~~2/26/14~~	①
30			Sieved Soil	3	B	5%		
31			Sieved Soil	5	T	20%	~~2/26/14~~	①
32				5	T			
33				5	M		~~2/26/14~~	①
34				5	M			
35				5	B		~~2/26/14~~	①
36			Sieved Soil	5	B	20%		
37			Pulverized Clay Target Frag	7	T	10%	~~2/26/14~~	①
38				7	T			
39				7	M		~~2/26/14~~	①
40				7	M			
41				7	B		~~2/26/14~~	①
42			Pulverized Clay Target Frag	7	B	10%		
43	↓	↓	Extract of Pulverized Clay	8	T	10%	~~2/26/14~~	①
44	R	~20g	Extract of Pulverized Clay	8	T	10%		

Measured amount (init.): NA Device: NA Approximate amount (init.) JNJ

Storage codes: A = Ambient R = Refrigerator F = Freezer Samples stored in: LS-RC 00804

Sample Site: **T** = Top **M** = Middle **B** = Bottom, or Random Bottle Number

Sample(s) sent by: [signature] Date: 27FEB14

Sample(s) received by: BM Date: 2/28/14 09:20

① correct ship date is 2/27/14. JNJ 2/27/14

AF-0019- 09

24 of 25

Exact Copy of the Original
If stamped in red. Original Located in:
Facility Files
Study File 030947
Initials [signature] Date 27FEB14

SAMPLE INDEX / TRANSFER

Study # 030947

Week of Study Homogeneity - Week 1

Form prepared by (init/date) JNJ 2/25/14

Date diet / dose prepared: 2/25/14

Sampled by (init. / date): JNJ 2/25/14

14030085

Sample #	Stored	Amount	Test material	Group	Site	Prepared Conc.	Date sent for analysis	
45	R	~20g	Extract of Pulverized Clay	8	M	10%	~~2/26/14~~	①
46	↓	↓	↓	8	M	↓	~~2/26/14~~	② JNJ 2/26/14
47	↓	↓	↓	8	B	↓	~~2/26/14~~	①
48	R	~20g	Extract of Pulverized Clay	8	B	10%		
49	R	~20g	Extract of Sieved Soil	6	T	10%	~~2/26/14~~	①
50	↓	↓	↓	6	T	↓		
51	↓	↓	↓	6	M	↓	~~2/26/14~~	①
52	↓	↓	↓	6	M	↓		
53	↓	↓	↓	6	B	↓	~~2/26/14~~	①
54	R	~20g	Extract of Sieved Soil	6	B	10%		
55	R	~20g	Extract of Sieved Soil - STOCK	6-Stock	NA	~~10~~ NA ② JNJ 2/26/14	~~2/26/14~~	①

Measured amount (init.): NA Device: NA

Approximate amount (init.) JNJ 2/25/14

Storage codes: A = Ambient R = Refrigerator F = Freezer

Samples stored in: LS-RC-00004

Sample Site: **T** = Top **M** = Middle **B** = Bottom, or Random Bottle Number

Sample(s) sent by: [signature] Date: 27FEB14

Sample(s) received by: BM Date: 2/28/14 09:20

① correct ship date is 2/27/14. JNJ 2/27/14

AF-0019- 09

Exact Copy of the Original
If stamped in red, Original Located in:
☐ Facility Files
☑ Study File 030947
Initials [signature] Date 27FEB14

APPENDIX B

Pilot Study Ricerca Biosciences Animal Testing Report

FINAL REPORT

Study Title

Fourteen-Day Diet Mix Pilot Study of Soil and Clay Target and Soil and Clay Target Extracts in Mice

Study Number: **030947**
Sponsor Project Number: **06262044**

Study Completed:
05-Sep-2014

Author:
Roger Hawks, Ph.D., DABT

Testing Facility:
Ricerca Biosciences, LLC
Drug Safety and Metabolism
7528 Auburn Road
Concord OH 44077

Signatures

Study Title:	Fourteen-Day Diet Mix Pilot Study of Soil and Clay Target and Soil and Clay Target Extracts in Mice
Document Number:	030947-1
Testing Facility:	Ricerca Biosciences, LLC Drug Safety and Metabolism 7528 Auburn Road Concord OH 44077

Study Director

Roger Hawks

Roger Hawks, Ph.D., DABT
Ricerca Biosciences, LLC

Date: 5-SEPT-2014

Testing Facility Management

Drug Safety and Metabolism
Ricerca Biosciences, LLC

Date: 4 Sept 2014

Compliance Statement

The study reported herein, "Fourteen-Day Diet Mix Pilot Study of Soil and Clay Target and Soil and Clay Target Extracts in Mice", Ricerca Biosciences, LLC Study Number 030947, was conducted according to the protocol and testing facility standard operating procedures. The study was not conducted in compliance with the United States Food and Drug Administration (FDA), Department of Health and Human Services, Title 21 Code of Federal Regulations Part 58.

Study Director

Roger Hawks **Date:** 5-Sept-2014

Roger Hawks, Ph.D., DABT
Ricerca Biosciences, LLC

Tables of Contents

STUDY TITLE 1
SIGNATURES 2
COMPLIANCE STATEMENT 3
TABLES OF CONTENTS 4
LIST OF TABLES 5
LIST OF APPENDICES 5
SUMMARY 6
RESPONSIBLE PERSONNEL 9
INTRODUCTION 10
Objective(s) 10
Sponsor 10
Schedule of Events 10
REGULATORY COMPLIANCE 10
TEST ARTICLE AND POSITIVE CONTROL 11
VEHICLE COMPONENTS 12
DOSE FORMULATION 12
DIET FORMULATION ANALYSIS 16
TEST SYSTEM 16
Humane Care of Animals 16
STUDY DESIGN 19
GROUP ASSIGNMENT AND DOSE LEVELS 20
DOSE ADMINISTRATION 20
IN-LIFE OBSERVATIONS AND MEASUREMENTS 21
Toxicity Animals 21
URINE COLLECTION 22
EUTHANASIA/NECROPSY 23
MAJOR COMPUTER SYSTEMS/SOFTWARE 24
STATISTICAL ANALYSIS 24
RECORDS 25
RESULTS AND DISCUSSION 26
Dose Analysis 26
Observations 27
Observations for Potential Fecal Contamination 27
Body Weights 28
Food Consumption 28
Necropsy 29
CONCLUSION 29

List of Tables

Table 1: Mortality 30
Table 2: Summary of Observations by Group – Groups 1 to 5 31
Table 3: Summary of Observations by Group – Groups 6 to 8 32
Table 4: Summary of Observations by Day 33
Table 5: Potential Fecal Contamination 35
Table 6: Mean Body Weights 36
Table 7: Mean Daily Body Weight Gain 44
Table 8: Mean Cumulative Body Weight Gain 50
Table 9: Mean Food Consumption 51
Table 10: Key to Individual Observations 57
Table 11: Individual Observations 58
Table 12: Individual Body Weights 92
Table 13: Individual Body Weight Gains 94
Table 14: Individual Food Consumption 96
Table 15: Individual Necropsy Observations 98

List of Appendices

APPENDIX A 99
Test Article Information 99
APPENDIX B 106
Dose Analysis 106
APPENDIX C 132
Deviations, Protocol, and Amendments 132

Summary

The objectives of this study were to determine palatability of soil and extract diet mixtures and provide urine samples to test analytical methods for analyzing the presence of select metabolites of polycyclic aromatic hydrocarbons (PAHs) in urine.

Methods

Thirty-two female B6C3F1 mice, 4 per group, were assigned to 8 groups as shown as shown in the table below. Each group was housed together in a metabolism cage to allow for daily collection of pooled urine. Animals were dosed as a dietary admixture with test articles mixed into their NIH-31 meal diet at the levels shown in the table below. The dose levels in ppm, shown in the table below, are calculated levels based on the measured benzo(a)pyrene (B[a]P) in each respective lot of test article used. Animals received these diets for up to 14 consecutive days. Animals were observed for viability twice daily throughout the study and cageside clinical observations were performed daily. Individual animal body weights were taken daily during the dosing period and food consumption per cage (divided by four to obtain an average food consumption per animal) was measured daily during the dosing period. The first day of administration was designated as Day 1 of the study. All animals except Group 8 were terminated without necropsy on Day 15. Group 8 animals were terminated moribund on Day 10 due to failing health of test subjects in this dosing group.

Group Assignment and Dose Levels

Dose Group	Number of Animals (Female)	Test Article	Test Article Lot Number	Dose Level	
1	4	Sieved soil to 250 µM negative control	1304777-07A	10% (w/w) of diet	
2	4	B(a)P Positive control	SLBF45S3V	25 ppm B(a)P	
3	4	Sieved Soil	1304777-01A	5% (w/w) of diet	12.5 ppm B(a)P
4	4	Sieved Soil	1304777-01A	10% (w/w) of diet	25 ppm B(a)P
5	4	Sieved Soil	1304777-01A	20% (w/w) of diet	50 ppm B(a)P
6	4	Extract of Sieved Soil	1304777-04A	B(a)P ppm Equivalent of Group 4 (10% of diet)	25 ppm B(a)P
7	4	Pulverized Clay Target Fragment	1304777-08A	10% of diet	110 ppm B(a)P
8	4	Extract of Pulverized Clay	1304777-11A	B(a)P ppm Equivalent of Group 7 (10% of diet)	110 ppm B(a)P

*Percentage shown is percent soil in the diet; ppm shown for Groups 3, 4, and 5 is calculated ppm of Benzo(a)pyrene based on the B(a)P level in soil sample 1304777-01A supplied by ALS Environmental; ppm shown for Group 6 is calculated ppm of Benzo(a)pyrene based on the B(a)P level in soil extract sample 1304777-04A supplied by ALS Environmental; ppm shown for Group 7 is calculated ppm of Benzo(a)pyrene based on the B(a)P level in fragment sample 1304777-08A supplied by ALS Environmental; ppm shown for Group 8 is calculated ppm of Benzo(a)pyrene based on the B(a)P level in fragment extract sample 1304777-11A supplied by ALS Environmental.

Results

All Group 8 animals were sacrificed moribund on Day 10. Gross necropsies performed on these Group 8 animals revealed no abnormalities. Reduced feces were seen in Groups 6, 7, and 8. Hunched posture and lethargy was noted in all Group 7 animals. Findings of appears thin, lethargic, and hunched posture were noted in all Group 8. One Group 8 animal was also noted as being cold to the touch. All findings in all groups began during the second half of the dosing period and generally persisted until each animal's respective termination. Group mean body weights and body weight gain were generally lower in Groups 4, 5, and 6 compared to Group 1. Group mean body weights and body weight gain

were much lower in Groups 7 and 8 compared to Group 1 for all days during the dosing period save the first few. Predose food consumption values in Groups 1, 3, 4, and 5, excepting the first six postdose days in Group 4, were generally similar to postdose values. Similar predose and postdose food consumption values were also seen in Group 2. Decreased postdose food consumption compared to predose food consumption was seen in Groups 6, 7, and 8.

Conclusion

The presence of soil in the diet at percentages of up to 20% did not appear to result in palatability issues with the mice as predose food consumption values in Groups 1, 3, 4, and 5 were generally similar to postdose values. The presence of clay fragments or extracts of soil or clay fragments in the diet resulted in reduced food consumption. Whether this decreased food consumption is due to palatability issues or to toxic effects related to the increased levels of PAHs contained in these diets (particularly the Group 7 and 8 diets) cannot be determined. The analytical results for samples of diet preparations demonstrate that the preparation methodology is capable of producing consistent doses of PAHs to mice through delivery in feed. The methodology for diet formulation of a spiked positive control group using reagent-grade B(a)P requires additional effort to ensure a consistent level of exposure to B(a)P for this testing group.

Responsible Personnel

Study Director: Roger Hawks, Ph.D., DABT
phone: 440-357-3744
facsimile: 440-357-3800
cell: 440-231-2535
email: roger.hawks@ricerca.com

Sponsor Contact: Glenn Hoeger
Arcadis, U.S., Inc.
1 South Church Avenue, Suite 1120
Tucson, Arizona 85701
phone: 520-629-8282
facsimile: 520-620-6476
email: glenn.hoeger@arcadis-us.com

Sponsor-enlisted Contributing Scientist(s):

Dose Formulation Analysis: Hoai Van, Ph.D.
ALS Environmental
10450 Stancliff Rd, Suite 210
Houston, TX 77099 USA
phone: 281-530-5656
email: Hoai.Van@alsglobal.com

Bioanalytical Analysis (Urine): Million Woodneh
AXYS Analytical Service, LTD.
2045 Mills Road, West, Sidney, BC
Canada V8L 5X2
email: mwoodneh@axys.com
phone: 250-655-5837

Supervisory Personnel:

Technical Director, Toxicology: Kenneth G. Draper, Ph.D., DABT

Technical Director, Safety Pharmacology: Michael J. Stonerook, Ph.D., D.V.M., DABT

Technical Director, Bioanalytical: Jessica LaFlam, B.S.

Technical Director, Analytical:	Jason Blanchard, M.Sc.
Attending Veterinarian:	Michael J. Stonerook, Ph.D., D.V.M., DABT

Introduction

Objective(s)

The objective(s) of this study were to determine palatability of soil and extract diet mixtures and provide urine samples to test analytical methods for analyzing the presence of select metabolites of PAHs in urine.

Sponsor

Arcadis U.S., Inc.
630 Plaza Drive, Suite 100
Highlands Ranch, CO 80129

Schedule of Events

Study Initiation:	14-Feb-2014
Experimental Start:	20-Feb-2014
First Day of Dosing:	26-Feb-2014
In-Life Termination:	12-Mar-2014
Experimental Completion:	13-Mar-2014

Regulatory Compliance

This non-GLP study was performed according to the protocol and testing facility standard operating procedures.

Test Article and Positive Control

Identification	Test Articles - Sieved soil/fragments, extracts in acetone. Positive Control - Benzo(a)pyrene B(a)P
Lot Number	1304777-07A: Clean Sample (Group 1) SLBF45S3V: Benzo(a)pyrene (Sigma-Aldrich) (Group 2) 1304777-01A: Soil Test Articles (Groups 3, 4, 5) 1304777-04A: Soil Test Article Extract (Group 6) 1304777-08A: Fragment Article (Group 7) 1304777-11A: Fragment Article Extract (Group 8)
Purity/Correction Factor	Test articles and positive control were used without a correction factor
Bulk Stability	Information about bulk stability of either the test articles or positive control were not provided.
Storage Conditions	Positive control stored at ambient room temperature. Test article stored refrigerated at a target temperature of 2-8 °C.
Characteristics	Any information methods, composition, or other characteristics that define the test article or positive control articles, which were supplied by the Sponsor/manufacturer, are included in the study file and copies can be found in Appendix A.
Safety	An MSDS was provided for the B(a)P. Specific laboratory safety procedures were employed when working with the positive control and test articles. A memo detailing safety procedures associated with this study had been circulated and placed in the study file.
Retention Sample	No retention sample was collected.

Accountability	Test articles and positive control were used in a manner designed to preclude the possibility of contamination or deterioration, and with regard to employee safety. Test articles and positive control accountabilities were maintained according to testing facility SOPs.
Disposition	Remaining test articles and positive control article were discarded (see deviation in Appendix C).

Vehicle Components

Identification	No vehicle was used. The sieved soil, extracts, or B(a)P were mixed directly into the diet.

Dose Formulation

Frequency of Preparation	All diets except Group 6 were prepared once prior to dosing. A 600 gram batch of Group 6 soil extract test article diet was prepared on Day -12. Samples of this preparation were sent to ALS Environmental to measure homogeneity and concentration analysis. A second Group 6 diet was prepared on Day -1. This second batch prepared was the batch fed the animals on study.
Procedures	Diet batch size for all Groups was 600 grams. Diet preparation procedures for each group are described below (see deviation in Appendix C). **Sieved soil test articles (Groups 1, 3, 4, 5, and 7)** The appropriate amount of test article (soil) was initially incorporated into a small amount of rodent meal followed by mixing with the remaining amount of meal for that batch in a freezer bag. The total calculated amounts of soil added to each group and the amounts of NIH-31 meal to which these were added is shown below (note that actual amounts added may vary from calculated by

0.1 gram or less):

Group 1 – 60 grams soil (1304777-07A) to 540 grams meal

Group 3 – 30 grams soil (1304777-01A) to 570 grams meal

Group 4 – 60 grams soil (1304777-01A) to 540 grams meal

Group 5 – 120 grams soil (1304777-01A) to 480 grams meal

Group 7 – 60 grams clay target fragment (1304777-08A) to 540 grams meal

Mixing for each diet of each group was 15 minutes. The bags were placed in a labeled bucket and placed in a 2-8 °C refrigerator.

Care was taken not to grind or otherwise crush soil test articles during mixing.

Benzo(a)pyrene Positive Control (Group 2)

B(a)P (Group 2) diet was prepared by weighing out 15 mg B(a)P (Lot# SLBF45S3V) and mixing with 600 grams NIH-31 diet in a freezer bag for approximately 15 minutes.

Diet Preparation for Groups 6 and 8

Stock Diet Preparation - Groups 6 and 8 required the preparation of highly concentrated *stock diet* which would be subsequently added to NIH-31 meal to obtain the meal to be offered to the animals on study. The stock diets for both Group 6 and 8 were prepared in a similar manner. Each diet was prepared by applying the total volume of each acetone extract, 104 mL in each case, (1304777-11A for the fragment/clay extract and 1304777-04A for the soil extract) directly from the bottle containing the extract to 68 grams of NIH-31 rodent meal. This was accomplished by dribbling 8 to 10 mLs extract down a metal spatula directly onto the diet and mixing with a metal spatula for 2-3 minutes. After 10 to 12 additions and mixes of extract the entire volume of extract had been added to the 68 grams of diet. The vial

formerly containing either soil or fragment extract was then rinsed with 5 mL of methylene chloride, and the rinsate was applied directly to the extract diet. The vial rinsing and additions of rinseate to diet were performed three times. Note that for Group 8 the methylene chloride rinses involved vigorously swirling each 5-mL rinse in the bottle in which the fragment test article was contained. This vigorous swirling was performed following the observation of notable residue on the interior of the bottle. The stock diet next needed to be dried as it had been saturated by the addition of 104 mL of acetone extract and 15 mL of methylene chloride. Drying of the stock diet was accomplished by blowing off the acetone and methylene chloride with a steady stream of nitrogen under a hood. Once dry, the 68 g of meal with the soil or fragment extract now mixed in was considered a stock diet. In order to prepare the diet used to feed Groups 6 and 8 animals, a portion of these stock diets was mixed with NIH-31 meal as described below.

Preparation of Diet to be Fed to Group 6 – Group 6 diet was prepared twice. The first preparation was to obtain material to be sent to ALS Environmental to examine the accuracy of the diet mix procedures by measuring the homogeneity and concentration of the diet mixture. The second preparation was the preparation fed to the animals on study.

The Group 6 *stock* diet was prepared once, as described above.

Both the diet for homogeneity and concentration analysis, and the diet which was fed to the animals, used the one single stock diet preparation.

To prepare the first Group 6 soil extract test article diet (for homogeneity and concentration analysis) 16.6 g of stock diet was mixed with 583.4 g of NIH-31 meal to obtain 600 g of diet.

To prepare the second Group 6 diet, 7.0 g of stock diet was mixed with 105 g of NIH-31 meal and

	488 g of the first Group 6 batch prepared (the batch prepared for homogeneity and concentration analysis) to obtain 600 g of diet. Mixing of diets occurred in a ziplock freezer bag. NIH-31 meal, stock diets, and previously mixed diet in the case of the second Group 6 preparation, were added to the freezer bag. The bag was sealed and then rotated by hand in a counterclockwise for approximately 15 minutes to mix. Diet Preparation for Group 8 - To prepare Group 8 fragment extract test article diet, 51 g of stock diet was mixed with 549 g of NIH-31 meal to obtain 600 g of diet. The amount of stock diet added was approximately 30% over the amount required to be added based on calculations derived from the calculated ppm of Benzo(a)pyrene based on the B(a)P level in fragment extract sample 1304777-11A supplied by ALS Environmental. Diet mixing occurred in a ziplock freezer bag. NIH-31 meal and stock diet were added to the freezer bag. The bag was sealed and then rotated by hand in a counterclockwise for approximately 15 minutes to mix. All calculations used to prepare diets were provided to the Sponsor Contact for verification prior to diet preparation. Diet preparation only proceeded following approval of all calculations by Sponsor.
Storage Conditions	Test article and positive control diets were stored refrigerated at 2-8 °C with an exception noted in deviation in Appendix C.

Diet Formulation Analysis

Concentration and Homogeneity	The concentration was determined for each test diet prepared. Prior to analysis, these samples were stored under monitored refrigerated conditions at 2-8 ^{o}C. Duplicate samples were collected (approximately 20 g each sample) from the top, middle, and bottom of each test diet preparation. One set of each of the above duplicate concentration samples were shipped with ice packs to ALS Environmental for Dose Formulation Analysis. The duplicate sets were retained at a controlled temperature of 2-8 ^{o}C as a backup at the Testing Facility. Additionally, a single, approximately 20-g sample of the stock diet, used to prepare Group 6, was collected and sent to ALS Environmental for Dose Formulation Analysis.
Stability	Stability testing was not performed.
General	Results from formulation analyses were included in formulation analytical reports, which are included in Appendix B. All remaining dose formulations were properly discarded when the final dose formulation reports were issued.

Test System

Humane Care of Animals

Treatment of the animals (including but not limited to all husbandry, housing, and feeding conditions) was conducted in accordance with the guidelines recommended in Guide for the Care and Use of Laboratory Animals (National Academy Press, Washington DC, 2011). Housing also conformed to the USDA Animal Welfare Act (9 CFR Parts 1, 2, and 3).

Species	*mus musculus*
Strain	B6C3F1

Source	Charles River Laboratories, Raleigh, NC
History	The animals were experimentally naïve.
Age at Initiation of Dosing	11.9 weeks
Weight at Initiation of Dosing	18.5-22.1 g (see deviation in Appendix C)
Number and Sex	32 females, plus 3 extra
Identification	An ear tag with a matching cage card was used.
Justification	Mice are commonly used in safety evaluation studies that are accepted by appropriate regulatory agencies. The total number of animals used in this study was the minimum required to properly achieve study objectives. This determination was based on historically established conventions in the industry for this type of study.
Receipt and Acclimation	Animals were received from their source and acclimated to the facility and husbandry conditions according to Facility SOPs. Prior to release to study, health status of the animals was reviewed by a member of the veterinary staff. Data collected on animals prior to release to study were maintained as facility records.
Housing/Sanitation	Upon receipt, animals were housed singly and in stainless steel wire bottom cages. Following randomization, animals were housed four per cage, each group in a single cage, in Nalgene® metabolism cages. Animal room and cage cleaning were performed according to testing facility SOPs.
Diet	Certified NIH-31 diet as meal was available *ad libitum* with an exception noted in a deviation in Appendix C. Analysis of diet had been performed by the manufacturer and had been certified to be within specifications.

Water	Tap water filtered through a 0.22-µM PES filter was available *ad libitum* while mice were in their home cage with a deviation noted in Appendix C. Water filtered was supplied by the City of Painesville and was routinely analyzed to monitor chemical and bacterial levels and to determine priority pollutants.
Contaminants	Results of the food and water analyses were reviewed periodically by a staff veterinarian or designee. No contaminants were known to be present in the food or water that might interfere with the results of the study.
Environment	Temperature: 68 – 79°F (20 – 26 °C) Humidity: 30 – 70% Light: An alternating 12-hour light/dark cycle was maintained, except during study-specific procedures. Addition or loss of time due to Daylight Savings time adjustments was not considered a deviation. Ventilation: The airflow was set for at least 10 air changes per hour with 100% fresh air (no air recirculation). The environmental conditions of the animal room were monitored and documented.
Environmental Enrichment/ Supplements	Species-specific enrichment or supplements were provided per facility SOPs.
Animal Care and Use Statement	The research described does not unnecessarily duplicate previous animal experiments and was being conducted in the absence of acceptable nonanimal alternatives to accomplish its objectives. The protocol and any amendments or procedures involving the care or use of animals in this study were reviewed and approved by Ricerca's Institutional Animal Care and Use Committee (IACUC) prior to the initiation of such procedures (i.e., prior to the start of the study for most protocol-specified procedures).

Palliative and Prophylactic Measures	The Study Director, in consultation with a staff veterinarian, approved euthanasia of Group 8 animals. Observations seen by the staff veterinarian were thin, hunched posture, cold to the touch, and body weight loss and reduced body weight gain.

Study Design

Randomization	Animals considered healthy and acceptable for study were assigned to Study Groups using a computer-generated randomization procedure based on body weight. Randomization into study groups occurred on Day -6 (see deviation in Appendix C). Animals not assigned to study groups were allocated into a spare group. Spare animals were released from study on Day 2.
Predose	Animals were acclimated to the study room for 21 days prior to initiation of dosing. Predose data (e.g. veterinary examinations, etc) collected to facilitate selection of animals for randomization to the study were maintained in the study files.
Treatment Groups and Dose Administration	The mice were assigned to groups as shown in the table below. The first day of administration was designated as Day 1 of the study.

Group Assignment and Dose Levels

Dose Group	Number of Animals (Female)	Test Article	Test Article Lot Number	Dose Level*	
1	4	Sieved soil to 250 µM negative control	1304777-07A	10% (w/w) of diet	
2	4	Benzo(a)pyrene [B(a)P] Positive control	SLBF45S3V	25 ppm B(a)P	
3	4	Sieved Soil	1304777-01A	5% (w/w) of diet	12.5 ppm B(a)P
4	4	Sieved Soil	1304777-01A	10% (w/w) of diet	25 ppm B(a)P
5	4	Sieved Soil	1304777-01A	20% (w/w) of diet	50 ppm B(a)P
6	4	Extract of Sieved Soil	1304777-04A	B(a)P ppm Equivalent of Group 4 (10% of diet)	25 ppm B(a)P
7	4	Pulverized Clay Target Fragment	1304777-08A	10% of diet	110 ppm B(a)P
8	4	Extract of Pulverized Clay	1304777-11A	B(a)P ppm Equivalent of Group 7 (10% of diet)	110 ppm B(a)P

*Percentage shown is percent soil in the diet; ppm shown for Groups 3, 4, and 5 is calculated ppm of Benzo(a)pyrene based on the B(a)P level in soil sample 1304777-01A supplied by ALS Environmental; ppm shown for Group 6 is calculated ppm of Benzo(a)pyrene based on the B(a)P level in soil extract sample 1304777-04A supplied by ALS Environmental; ppm shown for Group 7 is calculated ppm of Benzo(a)pyrene based on the B(a)P level in fragment sample 1304777-08A supplied by ALS Environmental; ppm shown for Group 8 is calculated ppm of Benzo(a)pyrene based on the B(a)P level in fragment extract sample 1304777-11A supplied by ALS Environmental.

Dose Administration

Dose Administration

Animals received the test or positive control articles mixed in their diet for up to 14 consecutive days. Groups 1-7 were terminated the day following completion of dosing (Day 15). Group 8 animals were terminated on Day 10.

Route of Administration	All administrations were given by the oral route as a diet admixture.
Justification of Route	This administration route was consistent with the route of exposure used in “Technical Report for Experiment No. 6722: Chronic Bioassay of Two Composite Samples From Selected Manufactured Gas Plant Waste Sites”, Beland and Culp, 1998.
Justification of Dose Levels	Dose levels were selected by the Study Director in agreement with the Sponsor and based on available data.
Justification of Frequency	The frequency of administration was conventional for studies of this type.

In-Life Observations and Measurements

Toxicity Animals

Viabilities	Animals were observed for viability once in the morning and once in the afternoon, at least 4 hours apart, throughout the study.
Clinical Observations	Daily cageside clinical observations were performed and recorded at approximately the same time each day.
Detailed Clinical Observations	Detailed clinical observations were performed prior to randomization (Day -6).
General	Animals appearing to be in pain or distress were brought to the attention of the Study Director and/or a staff veterinarian.

Body Weights	Body weights were measured predose on Days -19, -16, -13, -9, and -6 to monitor animal body weights. Animal body weights of 22 to 24 g were required for use on study; however, the animal's body weights were 18.5 to 22.1 g on Day 1 (see deviation in Appendix C). Additional body weights were measured prerandomization (Days -5 to -1), and daily for the remainder of the in-life period (Days 1 to 15).
Food Consumption	Quantitatively, 6 days predose, and daily for the remainder of the in-life. Food consumption per cage was divided by four to obtain average food consumption per animal.
Observations for Potential Fecal Contamination	Twice daily observations of the urine collection cups were performed on Days 2-14, and once daily observations of the urine collection cups were performed on Days 1 and 15 (see deviation in Appendix C). Fecal contamination of collected urine was recorded. Pictures were taken daily of pooled urine. These photographs are maintained in the study file but not reported. Future studies will include measurement of urine volume at time of sample collection. Feces were removed from metabolism cages once daily.

Urine Collection

Sample Collection	Urine samples were collected daily from each cage (Days 1-14 for Groups 1-7 and Days 1-10 for Group 8). Daily urine samples from each cage (i.e. – pooled urine from each group) were stored refrigerated at 2-8 °C up to Day 17 and then moved to a freezer set to maintain -70 °C until shipped (see deviation in Appendix C). Urine samples were stored in prelabeled urine collection vials, until shipment to the analytical lab on Day 20. Samples were shipped on ice packs.

Urine Analysis	The results of the bioanalytical analysis of urine by AXYS Analytical Services are reported separately.

Euthanasia/Necropsy

Morbidity/Mortality	Group 8 animals were considered moribund on Day 10 and were euthanized by CO_2 overdose on the day the determination was made.
Unscheduled Necropsy	A gross necropsy was conducted on Group 8 animals for the purpose of attempting to determine cause of death and included examination of: All external surfaces and orifices Internal organs and tissues All abnormalities were described and recorded The Group 8 animals were stored frozen after the necropsies were completed. Carcasses were retained by Ricerca for possible future evaluation. And were subsequently disposed of appropriately (see deviations in Appendix C).
Scheduled Necropsy	Following collection of the final in-life samples, all surviving animals were euthanized by CO_2 overdose. Their carcasses were frozen and retained by Ricerca possible future evaluation and were subsequently disposed of appropriately (see deviation in Appendix C).

Major Computer Systems/Software

The computer systems used on this study may have included, but were not limited to, the following systems. All version numbers of the applications, as well as validation or qualification status, were maintained by Ricerca Biosciences, LLC, and were presented in appropriate sections of the final report.

Application Name	**Function**
Siemens REMs	Controls environmental systems in vivarium
Edstrom Watchdog	Monitors and records environmental data in vivarium
Analyst	Bioanalytical data analysis software
Watson	Integrated sample tracking and analysis system
WinNonLin	Pharmacokinetic analysis system
Provantis	In-life test system data and statistical evaluation
TotalChrom	Used for Dose Formulation data collection
Microsoft Office	Collection of word processing and spreadsheets used for report production
RATS	In-house system used to schedule study activities
SAS	statistical analysis of data within Provantis system

Statistical Analysis

When appropriate, numeric animal data were evaluated statistically. Body weight and body weight gain data were considered to be parametric (continuous data, typically with normal distributions) and were evaluated by analysis of variance (ANOVA) with $p \leq 0.05$. If significance existed, pairwise comparisons of each dose group with the control group were made using a *post hoc* test, Dunnett, ($p \leq 0.05$), to identify statistical differences between each dose level group and control values. Comparisons were made at common time points. As the animals did not have access to food on Days -3 and -2, comparative statistics on body weights were not conducted for these days. Additionally, comparative statistics were not performed on food consumption data.

Records

Following completion of analysis and prior to completion of the final report, all materials generated at Ricerca Biosciences, LLC, including hard-copy raw data and final report and any biological and formulation samples were shipped to the Sponsor.

External test sites were responsible for archiving data produced at their own sites.

Results and Discussion

Dose Analysis

Dose Analysis: Appendix B

Diet samples (20 grams each) were collected from each of the 8 diet test groups. Samples were sent to ALS Environmental to perform analyses of PAH concetrations to confirm the calculated dose levels and consistency of diet preparation. Five diet perparations were analyzed for PAHs: Group 2 (25 ppm B(a)P spiked), Group 4 (10% Soil – 25ppm B(a)P), Group 6 (10% Soil Extract – 25 ppm B(a)P), Group 7 (10% Fragment – 110 ppm B(a)P), and Group 8 (10% Fragment Extract – 110 ppm B(a)P). Diet preparations were analyzed in triplicate to document reproducibility. The prinicipal PAHs of interest include B(a)P, benz(a)anthracene, and chrysene. The average concetrations of these PAHs and relative standard deviations (RSD) are presented below.

	Benzo(a)pyrene	Benz(a)anthracene	Chrysene
Group 2 (25 ppm B(a)P)	18ppm / 20%	NA	NA
Group 4 (25 ppm B(a)P)	27ppm / 14%	21 ppm / 10%	26 ppm / 17%
Group 6 (25 ppm B(a)P)	25 ppm / 3%	18 ppm / 11%	25 ppm / 3%
Group 7 (110 ppm B(a)P)	125 ppm / 5%	106 ppm / 8%	127 ppm / 5%
Group 8 (110 ppm B(a)P)	104 ppm / 20%	90 ppm / 23%	118 ppm / 19%

Note: Concetrations presented as ppm / relative standard deviation (%)

The analytical results for PAHs in diet formulations indicate that the 10% Soil diet (Group 4) with B(a)P at 27 ppm and 10% Fragment diet (Group 7) with B(a)P at 125 ppm were very close to the target concentrations for B(a)P of 25 ppm and 110 ppm, respectively. The Group 6 Soil Extract diet was right on the target concentration, while the Group 7 Fragment Extract diet B(a)P concentration (104 ppm) was slightly below the target concentration of 110 ppm. The RSD values presented a measure of variation of PAH concentrations within triplacte sample results. The Fragment Extract samples exhibited the greatest degree of variation among the test groups. The Group 2 (B(a)P spiked) triplicate samples had low concentrations ranging from 6.6 ppm to 20 ppm indicating the methodology for addition of laboratory reagent-grade B(a)P to diet should be revised prior to the main study.

Mortality

Mortality Data: Table 1

With the exception of Group 8, no unscheduled mortality occurred on study. Based on clinical observations of thin, hunched posture, cold to the touch, and also body weight loss and reduced body weight gain, Group 8 animals were sacrificed moribund on Day 10.

Observations

Summary of Observations by Group: Table 2 and Table 3
Summary of Observations by Day: Table 4
Individual Observations: Table 11

There were no observations considered to be test article related in Groups 1 to 5. Reduced feces were seen in Groups 6, 7, and 8 starting from Days 8 or 9. This finding persisted in Group 6 until Day 14 and persisted in Groups 7 and 8 until termination. The reduced feces in these groups are likely associated with the reduced food consumption seen in these groups. Hunched posture was noted in all Group 7 (clay target fragment) animals starting on Day 12 and persisting until termination on Day 15. Lethargy was noted in all Group 7 animals on Day 15. Starting on Days 8, 9, or 10, findings of appears thin, lethargic, and hunched posture were noted in all Group 8 (clay fragment extract) animals. One Group 8 animal was also noted as being cold to the touch on Day 10.

Observations for Potential Fecal Contamination

Potential Fecal Contamination: Table 5

Fecal pellets were not observed in the urine collection cups at any time on study. The urine within the collection cups was occasionally noted to be brownish/amber or darker in color than would be expected. This discoloration may be due to urine coming into contact with feces as it passed down the collection apparatus of the metabolism cage on its way to the urine collection cup.

Photographs of urine collection cups taken daily during the in-life phase of the study are maintained in the study file but are not reported here.

Body Weights

Mean Body Weights: Table 6
Mean Body Weight Gain: Table 7 and Table 8
Individual Body Weights: Table 12
Individual Body Weight Gain: Table 13

Group mean body weights and body weight gain were similar between Groups 1, 2, and 3. Group mean body weights and body weight gain were generally lower in Group 4 compared to Group 1, but the difference was only occasionally statistically significant. Group mean body weights and body weight gain were generally lower in Groups 5 and 6 compared to Group 1 and for Group 5 only the difference was usually statistically significant during the second week of the dosing period. Group mean body weights and body weight gain were lower in Groups 7 and 8 compared to Group 1 for all days during the dosing period save the first few. These differences were always statistically significant for both groups.

Food Consumption

Mean Food Consumption: Table 9
Individual Food Consumption: Table 14

Group mean food consumption in Groups 2 and 3 were similar to Group 1 throughout the dosing period. Group mean food consumption in Groups 4 and 5 was consistently less than Group 1 for the first 6 days of the dosing period and similar to Group 1 for the remaining days. Group mean food consumption in Group 6 was consistently less (up to 40% less) than Group 1 for the entire dosing period. Group mean food consumption in Groups 7 and 8 was dramatically and consistently decreased for the entire dosing period when compared to Group 1. Group 7 mean food consumption compared to Group 1 food consumption was deceased by about 30 to 50% at all but a few days during the dosing period. Group 8 mean food consumption compared to Group 1 food consumption was deceased by greater than 50% at all but a few days during the dosing period.

The presence of soil in the diet at percentages of up to 20% did not negatively affect food consumption as shown by predose food consumption values in Groups 1, 3, 4, and 5 that, excepting the first 6 postdose days in Group 4, were generally similar to postdose values. The presence of up to 25 ppm B(a)P in the diet also did not negatively affect food consumption as shown by similar predose and postdose food consumption values in Group 2. The presence of clay fragments or extracts of soil or clay fragments in the diet did negatively affect food consumption as shown by decreased postdose food consumption compared to predose food consumption in Groups 6, 7, and 8.

Necropsy

Individual Necropsy Observations: Table 15

Gross necropsies were performed on the Group 8 animals sacrificed moribund. No abnormalities were noted in any animal.

Conclusion

The presence of soil in the diet at percentages of up to 20% did not appear to result in palatability issues with the mice as predose food consumption values in Groups 1, 3, 4, and 5 were generally similar to postdose values. The presence of clay fragments or extracts of soil or clay fragments in the diet resulted in reduced food consumption. Whether this decreased food consumption is due to palatability issues or to toxic effects related to the increased levels of PAHs contained in these diets (particularly the Group 7 and 8 diets) can not be determined. The analytical results for samples of diet preparations demonstrate that the preparation methodology is capable of producing consistent doses of PAHs to mice through delivery in feed. The methodology for diet formulation of a spiked positive control group usingreagent-grade B(a)P requires additional effort to ensure a consistent level of exposure to B(a)P for this testing group.

Table 1: Mortality

030947 - Fourteen-Day Diet Mix Pilot Study of Soil and Clay Target and Soil and Clay Target Extracts in Mice

Group	Sex	Animal	Day	Removal Reason
8	Female	294754	10	Moribund Euthanasia - necropsy
		294755	10	Moribund Euthanasia - necropsy
		294756	10	Moribund Euthanasia - necropsy
		294757	10	Moribund Euthanasia - necropsy

Table 2: Summary of Observations by Group – Groups 1 to 5

030947 - Fourteen-Day Diet Mix Pilot Study of Soil and Clay Target and Soil and Clay Target Extracts in Mice

Day numbers relative to Start Date

Sex: Female

	Group 1	Group 2	Group 3	Group 4	Group 5
Fur, Hair Loss					
Number of Observations	20	31	12	19	24
Number of Animals	4	4	2	3	4
Days from - to	6 15	7 15	9 15	8 15	8 15

General Footnote: "Number of Observations" shows the number of days the finding was observed during the dosing period.
For predose abnormal observations, see Table 11.

Systems: Appr = Appearance; Fur = Fur; Gen = General; GI = Gastrointestinal

Table 3: Summary of Observations by Group – Groups 6 to 8

030947 - Fourteen-Day Diet Mix Pilot Study of Soil and Clay Target and Soil and Clay Target Extracts in Mice

Day numbers relative to Start Date

Sex: Female

		Group 6	Group 7	Group 8
GI,	Feces qty reduced			
	Number of Observations	24	32	12
	Number of Animals	4	4	4
	Days from - to	9 14	8 15	8 10
Fur,	Hair Loss			
	Number of Observations	26	23	8
	Number of Animals	3	3	2
	Days from - to	6 15	8 15	6 10
Appr,	Thin			
	Number of Observations	.	.	10
	Number of Animals	.	.	4
	Days from - to	.	.	8 10
Gen,	Cold to touch			
	Number of Observations	.	.	1
	Number of Animals	.	.	1
	Days from - to	.	.	10 10
Gen,	Hunched Posture			
	Number of Observations	.	11	8
	Number of Animals	.	4	4
	Days from - to	.	12 15	9 10
Gen,	Lethargic			
	Number of Observations	.	4	4
	Number of Animals	.	4	4
	Days from - to	.	15 15	10 10

General Footnote: "Number of Observations" shows the number of days the finding was observed during the dosing period.
For predose abnormal observations, see Table 11.

Systems: Appr = Appearance; Fur = Fur; Gen = General; GI = Gastrointestinal

Table 4: Summary of Observations by Day

030947 - Fourteen-Day Diet Mix Pilot Study of Soil and Clay Target and Soil and Clay Target Extracts in Mice

Day numbers relative to Start Date

Group	Sex	Clinical Sign	-1 9	-1 8	-1 7	-1 6	-1 5	-1 4	-1 3	-1 2	-1 1	-1 0	-9	-8	-7	-6	-5	-4	-3	-2	-1	1	2	3	4
1	f	ANIMALS ALIVE	4	4	4	4	4	4	4	4	4	4	4	4	4	4	4	4	4	4	4	4	4	4	4
		Fur, Hair Loss	.	.	.	.	.	.	.	.	.	.	.	.	.	.	.	.	.	.	.	.	.	.	.
2	f	ANIMALS ALIVE	4	4	4	4	4	4	4	4	4	4	4	4	4	4	4	4	4	4	4	4	4	4	4
		GI, Feces qty reduced	.	.	.	.	.	.	.	.	.	.	.	1	.	.	.	.	.	.	.	.	.	.	.
		Fur, Hair Loss	.	.	.	.	.	.	.	.	.	.	.	.	.	.	.	.	.	.	.	.	.	.	.
3	f	ANIMALS ALIVE	4	4	4	4	4	4	4	4	4	4	4	4	4	4	4	4	4	4	4	4	4	4	4
		Fur, Hair Loss	.	.	.	.	.	.	.	.	.	.	.	.	.	.	.	.	.	.	.	.	.	.	.
4	f	ANIMALS ALIVE	4	4	4	4	4	4	4	4	4	4	4	4	4	4	4	4	4	4	4	4	4	4	4
		GI, Feces qty reduced	.	.	.	.	.	.	.	.	.	.	.	1	.	.	.	.	.	.	.	.	.	.	.
		Fur, Hair Loss	.	.	.	.	.	.	.	.	.	.	.	.	.	.	.	.	.	.	.	.	.	.	.
5	f	ANIMALS ALIVE	4	4	4	4	4	4	4	4	4	4	4	4	4	4	4	4	4	4	4	4	4	4	4
		Fur, Hair Loss	.	.	.	.	.	.	.	.	.	.	.	.	.	.	.	.	.	.	.	.	.	.	.
6	f	ANIMALS ALIVE	4	4	4	4	4	4	4	4	4	4	4	4	4	4	4	4	4	4	4	4	4	4	4
		GI, Feces qty reduced	.	.	.	.	.	.	.	.	.	.	.	.	.	.	.	.	.	.	.	.	.	.	.
		Fur, Hair Loss	.	.	.	.	.	.	.	.	.	.	.	.	.	.	.	.	.	.	.	.	.	.	.
7	f	ANIMALS ALIVE	4	4	4	4	4	4	4	4	4	4	4	4	4	4	4	4	4	4	4	4	4	4	4
		GI, Feces qty reduced	.	.	.	.	.	.	.	.	.	.	.	.	.	.	.	.	.	.	.	.	.	.	.
		Fur, Hair Loss	.	.	.	.	.	.	.	.	.	.	.	.	.	.	.	.	.	.	.	.	.	.	.
		Gen, Hunched Posture	.	.	.	.	.	.	.	.	.	.	.	.	.	.	.	.	.	.	.	.	.	.	.
		Gen, Lethargic	.	.	.	.	.	.	.	.	.	.	.	.	.	.	.	.	.	.	.	.	.	.	.
8	f	ANIMALS ALIVE	4	4	4	4	4	4	4	4	4	4	4	4	4	4	4	4	4	4	4	4	4	4	4
		GI, Feces qty reduced	.	.	.	.	.	.	.	.	.	.	.	1	.	.	.	.	.	.	.	.	.	.	.
		Fur, Hair Loss	.	.	.	.	.	.	.	.	.	.	.	.	.	.	.	.	.	.	.	.	.	.	.
		Appr, Thin	.	.	.	.	.	.	.	.	.	.	.	.	.	.	.	.	.	.	.	.	.	.	.
		Gen, Cold to touch	.	.	.	.	.	.	.	.	.	.	.	.	.	.	.	.	.	.	.	.	.	.	.
		Gen, Hunched Posture	.	.	.	.	.	.	.	.	.	.	.	.	.	.	.	.	.	.	.	.	.	.	.
		Gen, Lethargic	.	.	.	.	.	.	.	.	.	.	.	.	.	.	.	.	.	.	.	.	.	.	.

Systems: Appr = Appearance; Fur = Fur; Gen = General; GI = Gastrointestinal

Table 4: Summary of Observations by Day (continued)

030947 - Fourteen-Day Diet Mix Pilot Study of Soil and Clay Target and Soil and Clay Target Extracts in Mice

Day numbers relative to Start Date

Group	Sex	Clinical Sign	5	6	7	8	9	10	11	12	13	14	15
1	f	ANIMALS ALIVE	4	4	4	4	4	4	4	4	4	4	4
		Fur, Hair Loss	.	1	1	1	1	1	1	2	4	4	4
2	f	ANIMALS ALIVE	4	4	4	4	4	4	4	4	4	4	4
		GI, Feces qty reduced	.	.	.	.	.	.	.	.	.	.	.
		Fur, Hair Loss	.	.	1	3	3	4	4	4	4	4	4
3	f	ANIMALS ALIVE	4	4	4	4	4	4	4	4	4	4	4
		Fur, Hair Loss	.	.	.	.	1	1	2	2	2	2	2
4	f	ANIMALS ALIVE	4	4	4	4	4	4	4	4	4	4	4
		GI, Feces qty reduced	.	.	.	.	.	.	.	.	.	.	.
		Fur, Hair Loss	.	.	.	1	2	2	2	3	3	3	3
5	f	ANIMALS ALIVE	4	4	4	4	4	4	4	4	4	4	4
		Fur, Hair Loss	.	.	.	1	1	2	4	4	4	4	4
6	f	ANIMALS ALIVE	4	4	4	4	4	4	4	4	4	4	4
		GI, Feces qty reduced	.	.	.	.	4	4	4	4	4	4	.
		Fur, Hair Loss	.	1	1	3	3	3	3	3	3	3	3
7	f	ANIMALS ALIVE	4	4	4	4	4	4	4	4	4	4	4
		GI, Feces qty reduced	.	.	.	4	4	4	4	4	4	4	4
		Fur, Hair Loss	.	.	.	2	3	3	3	3	3	3	3
		Gen, Hunched Posture	.	.	.	.	.	.	.	2	2	3	4
		Gen, Lethargic	.	.	.	.	.	.	.	.	.	.	4
8	f	ANIMALS ALIVE	4	4	4	4	4	4	0	0	0	0	0
		GI, Feces qty reduced	.	.	.	4	4	4	.	.	.	.	.
		Fur, Hair Loss	.	1	1	2	2	2	.	.	.	.	.
		Appr, Thin	.	.	.	2	4	4	.	.	.	.	.
		Gen, Cold to touch	.	.	.	.	.	1	.	.	.	.	.
		Gen, Hunched Posture	.	.	.	.	4	4	.	.	.	.	.
		Gen, Lethargic	.	.	.	.	.	4	.	.	.	.	.

Systems: Appr = Appearance; Fur = Fur; Gen = General; GI = Gastrointestinal

Table 5: Potential Fecal Contamination

	Day 1		Day 2		Day 3		Day 4		Day 5		Day 6		Day 7	
	AM	PM	AM	PM	AM	PM	AM	PM	AM	PM	AM	PM	AM	PM
Group 1	-	No	No	No	No	No	No	No	No	No	No	No	No	No
Group 2	-	No	No	No	Yes[1]	No	No	No	No	No	No[2]	No	No	No
Group 3	-	No	Yes[1]	No	No	No	No	No	No	No	Yes[1]	No	No	No
Group 4	-	No	Yes[1]	No	No	No	No	No	No	No	Yes[1]	No	No	No
Group 5	-	No	Yes[1]	No	Yes[1]	No	No	No	No	No	Yes[1]	No	No	No
Group 6	-	No	No	No	No	No	No	No	Yes[1]	No	Yes[1]	No	No	No
Group 7	-	No	No	No	No	No	No	No	No	No	No	No	No	No
Group 8	-	No	Yes[1]	No	Yes[1]	No	No	No	Yes[1]	No	Yes[1]	No	Yes[1]	No

	Day 8		Day 9		Day 10		Day 11		Day 12		Day 13		Day 14		Day 15	
	AM	PM	AM	PM	AM	PM	AM	PM	AM	PM	AM	PM	AM	PM	AM	PM
Group 1	No	No	No	No	No	No	No	No	No	No	No	No	No	No	No	-
Group 2	No	No	No	No	No	No	No	No	No	No	No	No	No	No	No	-
Group 3	No	No	No	No	No	No	No	No	No	No	No	No	No	No	No	-
Group 4	No	No	No	No	No	No	No	No	No	No	Yes[1]	No	No	No	Yes[1]	-
Group 5	No	No	No	No	No	No	No	No	No[1]	No	Yes[1]	No	Yes[1]	No	Yes[1]	-
Group 6	No	No	No	No	No	No	No	No	No[1]	No	Yes[1]	No	No	No	Yes[1]	-
Group 7	No	No	No	No	No	No	No	No	No	No	Yes[4]	No	No	No	Yes[1]	-
Group 8	Yes[1]	No[3]	No	No	Yes[1]	-	-	-	-	-	-	-	-	-	-	-

[1]No fecal pellets present, urine discolored brown.
[2]Urine cup spilled overnight. Small sample collected.
[3]Urine discolored brown.
[4]No fecal pellets present, urine discolored amber.

Table 6: Mean Body Weights

030947 - Fourteen-Day Diet Mix Pilot Study of Soil and Clay Target and Soil and Clay Target Extracts in Mice

Bodyweight (g)

Sex: Female		Day(s) Relative to						
		-19	-16	-13	-9	-6	-5	-4 a[1]
Group 1 -	Mean	21.20	21.58	21.30	21.98	22.35	21.68	21.00
	SD	0.98	1.24	1.30	1.29	1.29	1.17	1.26
	N	4	4	4	4	4	4	4
Group 2 -	Mean	21.35	21.78	21.70	22.23	22.30	21.63	21.15
	SD	0.81	0.70	0.36	0.49	0.88	0.47	0.29
	N	4	4	4	4	4	4	4
Group 3 -	Mean	21.15	21.48	21.65	22.65	22.40	21.75	21.55
	SD	0.54	1.07	1.40	1.05	0.90	1.00	0.93
	N	4	4	4	4	4	4	4
Group 4 -	Mean	20.63	21.28	21.38	22.10	22.05	21.05	19.70
	SD	0.26	0.55	0.48	0.69	0.50	0.60	0.89
	N	4	4	4	4	4	4	4
Group 5 -	Mean	21.13	21.43	21.28	22.05	22.40	21.50	20.88
	SD	0.88	0.71	0.62	0.79	1.08	1.07	0.72
	N	4	4	4	4	4	4	4
Group 6 -	Mean	21.13	21.78	21.78	22.30	22.30	21.63	21.60
	SD	0.93	0.82	0.85	0.69	0.73	0.64	0.64
	N	4	4	4	4	4	4	4

Statistical Test: Anova & Dunnett's Test

[1][a - Statistical Test: Analysis of Variance $p < 0.05$]

Table 6: Mean Body Weights (continued)

030947 - Fourteen-Day Diet Mix Pilot Study of Soil and Clay Target and Soil and Clay Target Extracts in Mice

Bodyweight (g)

Sex: Female		Day(s) Relative to						
		-19	-16	-13	-9	-6	-5	-4 a[1]
Group 7 -	Mean	20.88	21.60	21.38	22.35	22.50	22.05	21.65
	SD	0.61	0.62	0.79	0.83	0.95	0.82	1.00
	N	4	4	4	4	4	4	4
Group 8 -	Mean	21.00	21.40	21.25	21.85	22.30	20.85	20.50
	SD	0.50	0.23	0.47	0.39	0.52	0.44	0.48
	N	4	4	4	4	4	4	4

Statistical Test: Anova & Dunnett's Test

[1][a - Statistical Test: Analysis of Variance $p < 0.05$]

Table 6: Mean Body Weights (continued)

030947 - Fourteen-Day Diet Mix Pilot Study of Soil and Clay Target and Soil and Clay Target Extracts in Mice

Bodyweight (g)

Sex: Female		Day(s) Relative to						
		-3 *	-2 *	-1	1	2 a[2]	3 aa[1]	4 aa[1]
Group 1 -	Mean	18.75	17.38	21.83	20.05	21.63	22.78	23.33
	SD	1.20	1.14	1.17	1.03	1.15	1.18	0.79
	N	4	4	4	4	4	4	4
Group 2 -	Mean	21.03	18.95	22.05	20.75	22.33	23.48	23.28
	SD	0.38	0.40	0.66	0.19	0.22	0.46	0.36
	N	4	4	4	4	4	4	4
Group 3 -	Mean	21.55	19.83	22.50	21.00	22.33	22.75	23.38
	SD	0.83	0.57	1.14	1.20	1.17	1.29	1.29
	N	4	4	4	4	4	4	4
Group 4 -	Mean	20.85	19.13	22.03	20.80	21.65	21.53	21.90
	SD	0.71	0.54	0.94	1.10	0.82	0.61	0.88
	N	4	4	4	4	4	4	4
Group 5 -	Mean	21.00	18.98	22.25	20.53	21.38	21.80	21.83
	SD	0.78	1.14	0.66	1.07	0.68	0.71	0.35
	N	4	4	4	4	4	4	4
Group 6 -	Mean	21.45	19.43	22.40	20.85	22.00	22.33	22.68
	SD	0.76	0.62	0.50	0.37	0.49	0.57	0.71
	N	4	4	4	4	4	4	4

Statistical Test: Anova & Dunnett's Test, except for Day -3 and Day -2
* On Day -3 and Day -2, the animals did not have access to food due to improperly filled feeders.

[1][aa - Statistical Test: Analysis of Variance $p < 0.01$]
[2][a - Statistical Test: Analysis of Variance $p < 0.05$]

Table 6: Mean Body Weights (continued)

030947 - Fourteen-Day Diet Mix Pilot Study of Soil and Clay Target and Soil and Clay Target Extracts in Mice

Bodyweight (g)

Sex: Female		Day(s) Relative to						
		-3 *	-2 *	-1	1	2 a[3]	3 aa[2]	4 aa[2]
Group 7 -	Mean	21.88	19.75	22.65	20.95	21.28	21.08	20.93 dd[1]
	SD	0.99	1.00	0.87	0.95	0.95	1.18	1.08
	N	4	4	4	4	4	4	4
Group 8 -	Mean	20.53	18.58	21.65	19.68	20.20	19.55 dd[1]	19.50 dd[1]
	SD	0.88	0.88	0.81	1.34	1.00	0.82	0.70
	N	4	4	4	4	4	4	4

Statistical Test: Anova & Dunnett's Test; except for Day -3 and Day -2
* On Day -3 and Day -2, the animals did not have access to food due to improperly filled feeders

[1][dd - Statistical Test: Dunnett 2 Sided p < 0.01]
[2][aa - Statistical Test: Analysis of Variance p < 0.01]
[3][a - Statistical Test: Analysis of Variance p < 0.05]

Table 6: Mean Body Weights (continued)

030947 - Fourteen-Day Diet Mix Pilot Study of Soil and Clay Target and Soil and Clay Target Extracts in Mice

Bodyweight (g)

Sex: Female		Day(s) Relative to						
		5 aa[1]	6 aa[1]	7 aa[1]	8 aa[1]	9 aa[1]	10 aa[1]	11 aa[1]
Group 1 -	Mean	23.25	23.85	24.25	24.08	23.78	23.93	23.70
	SD	1.01	0.86	1.01	1.03	0.94	1.00	1.16
	N	4	4	4	4	4	4	4
Group 2 -	Mean	23.78	24.05	24.28	24.25	24.20	24.35	23.78
	SD	0.59	0.58	0.49	0.31	0.37	0.40	0.32
	N	4	4	4	4	4	4	4
Group 3 -	Mean	23.60	23.88	24.15	24.10	24.30	24.28	24.25
	SD	1.66	1.75	1.69	1.68	1.59	1.94	1.89
	N	4	4	4	4	4	4	4
Group 4 -	Mean	20.30 dd[2]	21.73 d[3]	22.03 d[3]	22.40	22.23	22.45	22.48
	SD	0.81	0.82	1.01	0.65	0.68	0.70	0.74
	N	4	4	4	4	4	4	4
Group 5 -	Mean	21.95	22.30	22.05 d[3]	22.23 d[3]	22.10	21.88 d[3]	21.73 d[3]
	SD	0.31	0.43	0.87	0.52	0.66	0.47	0.55
	N	4	4	4	4	4	4	4
Group 6 -	Mean	22.65	22.70	22.18 d[3]	22.60	22.35	22.53	22.33
	SD	0.51	0.37	0.53	0.34	0.34	0.21	0.05
	N	4	4	4	4	4	4	4

Statistical Test: Anova & Dunnett's Test

[1][aa - Statistical Test: Analysis of Variance $p < 0.01$]

[2][dd - Statistical Test: Dunnett 2 Sided $p < 0.01$]

[3][d - Statistical Test: Dunnett 2 Sided $p < 0.05$]

Table 6: Mean Body Weights (continued)

030947 - Fourteen-Day Diet Mix Pilot Study of Soil and Clay Target and Soil and Clay Target Extracts in Mice

Bodyweight (g)

Sex: Female		Day(s) Relative to						
		5 aa[2]	6 aa[2]	7 aa[2]	8 aa[2]	9 aa[2]	10 aa[2]	11 aa[2]
Group 7 -	Mean	21.18 d[1]	21.03 dd[3]	20.75 dd[3]	20.73 dd[3]	20.25 dd[3]	20.05 dd[3]	19.53 dd[3]
	SD	1.32	1.39	1.21	1.16	1.11	0.90	0.95
	N	4	4	4	4	4	4	4
Group 8 -	Mean	19.45 dd[3]	18.73 dd[3]	18.53 dd[3]	18.30 dd[3]	17.63 dd[3]	17.50 dd[3]	-
	SD	0.44	0.54	0.64	0.60	0.57	0.56	-
	N	4	4	4	4	4	4	-

Statistical Test: Anova & Dunnett's Test

[1][d - Statistical Test: Dunnett 2 Sided p < 0.05]

[2][aa - Statistical Test: Analysis of Variance p < 0.01]

[3][dd - Statistical Test: Dunnett 2 Sided p < 0.01]

Table 6: Mean Body Weights (continued)

030947 - Fourteen-Day Diet Mix Pilot Study of Soil and Clay Target and Soil and Clay Target Extracts in Mice

Bodyweight (g)

Sex: Female		Day(s) Relative to			
		12 aa[1]	13 aa[1]	14 aa[1]	15 aa[1]
Group 1 -	Mean	23.80	23.65	23.58	23.93
	SD	1.42	1.05	1.06	1.48
	N	4	4	4	4
Group 2 -	Mean	23.98	24.10	23.65	24.03
	SD	0.39	0.12	0.31	0.46
	N	4	4	4	4
Group 3 -	Mean	24.35	24.33	24.15	24.25
	SD	2.03	1.88	1.89	1.75
	N	4	4	4	4
Group 4 -	Mean	22.38	22.78	22.45	22.63
	SD	0.74	0.63	0.77	0.81
	N	4	4	4	4
Group 5 -	Mean	21.35 d[2]	21.70 d[2]	21.43 d[2]	21.60 d[2]
	SD	0.48	0.59	0.57	0.63
	N	4	4	4	4
Group 6 -	Mean	22.30	22.65	22.73	22.75
	SD	0.26	0.13	0.22	0.19
	N	4	4	4	4

Statistical Test: Anova & Dunnett's Test

[1][aa - Statistical Test: Analysis of Variance $p < 0.01$]

[2][d - Statistical Test: Dunnett 2 Sided $p < 0.05$]

Table 6: Mean Body Weights (continued)

030947 - Fourteen-Day Diet Mix Pilot Study of Soil and Clay Target and Soil and Clay Target Extracts in Mice

Bodyweight (g)

Sex: Female		Day(s) Relative to			
		12 aa[2]	13 aa[2]	14 aa[2]	15 aa[2]
Group 7 -	Mean	19.35 dd[1]	19.15 dd[1]	18.73 dd[1]	18.75 dd[1]
	SD	0.97	1.08	1.09	0.90
	N	4	4	4	4
Group 8 -	Mean	-	-	-	-
	SD	-	-	-	-
	N	-	-	-	-

Statistical Test: Anova & Dunnett's Test

[1][dd - Statistical Test: Dunnett 2 Sided p < 0.01]

[2][aa - Statistical Test: Analysis of Variance p < 0.01]

Table 7: Mean Daily Body Weight Gain

030947 - Fourteen-Day Diet Mix Pilot Study of Soil and Clay Target and Soil and Clay Target Extracts in Mice

Bodyweight Gain - grams (g)

Sex: Female		Day(s) Relative to Start Date						
		-1 → 1	1 → 2 aa[1]	2 → 3 aa[1]	3 → 4	4 → 5 aa[1]	5 → 6 aa[1]	6 → 7 aa[1]
Group 1 -	Mean	-1.78	1.58	1.15	0.55	-0.08	0.60	0.40
	SD	0.26	0.22	0.10	0.66	0.28	0.18	0.16
	N	4	4	4	4	4	4	4
Group 2 -	Mean	-1.30	1.58	1.15	-0.20	0.50	0.28	0.23
	SD	0.77	0.28	0.53	0.41	0.34	0.33	0.17
	N	4	4	4	4	4	4	4
Group 3 -	Mean	-1.50	1.33	0.43 d[2]	0.63	0.23	0.28	0.28
	SD	0.36	0.15	0.13	0.05	0.43	0.21	0.19
	N	4	4	4	4	4	4	4
Group 4 -	Mean	-1.23	0.85	-0.13 dd[3]	0.38	-1.60 dd[3]	1.43 dd[3]	0.30
	SD	0.22	0.53	0.48	0.49	0.56	0.19	0.34
	N	4	4	4	4	4	4	4
Group 5 -	Mean	-1.73	0.85	0.43 d[2]	0.03	0.13	0.35	-0.25 d[2]
	SD	0.95	0.83	0.32	0.54	0.21	0.17	0.57
	N	4	4	4	4	4	4	4
Group 6 -	Mean	-1.55	1.15	0.33 dd[3]	0.35	-0.03	0.05	-0.53 dd[3]
	SD	0.40	0.31	0.17	0.39	0.45	0.26	0.28
	N	4	4	4	4	4	4	4

Statistical Test: Anova & Dunnett's Test

[1][aa - Statistical Test: Analysis of Variance $p < 0.01$]

[2][d - Statistical Test: Dunnett 2 Sided $p < 0.05$]

[3][dd - Statistical Test: Dunnett 2 Sided $p < 0.01$]

Table 7: Mean Daily Body Weight Gain (continued)

030947 - Fourteen-Day Diet Mix Pilot Study of Soil and Clay Target and Soil and Clay Target Extracts in Mice

Bodyweight Gain - grams (g)

Sex: Female		Day(s) Relative to Start Date						
		-1 → 1	1 → 2 aa[2]	2 → 3 aa[2]	3 → 4	4 → 5 aa[2]	5 → 6 aa[2]	6 → 7 aa[2]
Group 7 -	Mean	-1.70	0.33 dd[1]	-0.20 dd[1]	-0.15	0.25	-0.15 dd[1]	-0.28 d[3]
	SD	0.08	0.17	0.28	0.19	0.44	0.39	0.22
	N	4	4	4	4	4	4	4
Group 8 -	Mean	-1.98	0.53 d[3]	-0.65 dd[1]	-0.05	-0.05	-0.73 dd[1]	-0.20
	SD	0.65	0.43	0.19	0.33	0.31	0.38	0.42
	N	4	4	4	4	4	4	4

Statistical Test: Anova & Dunnett's Test

[1][dd - Statistical Test: Dunnett 2 Sided p < 0.01]

[2][aa - Statistical Test: Analysis of Variance p < 0.01]

[3][d - Statistical Test: Dunnett 2 Sided p < 0.05]

Table 7: Mean Daily Body Weight Gain (continued)

030947 - Fourteen-Day Diet Mix Pilot Study of Soil and Clay Target and Soil and Clay Target Extracts in Mice

Bodyweight Gain - grams (g)

Sex: Female		Day(s) Relative to Start Date						
		7 → 8	8 → 9 aa[1]	9 → 10	10 → 11	11 → 12	12 → 13 a[2]	13 → 14 a[2]
Group 1 -	Mean	-0.18	-0.30	0.15	-0.23	0.10	-0.15	-0.08
	SD	0.28	0.14	0.48	0.21	0.36	0.47	0.19
	N	4	4	4	4	4	4	4
Group 2 -	Mean	-0.03	-0.05	0.15	-0.58	0.20	0.13	-0.45
	SD	0.39	0.24	0.34	0.54	0.51	0.43	0.24
	N	4	4	4	4	4	4	4
Group 3 -	Mean	-0.05	0.20 d[3]	-0.03	-0.03	0.10	-0.03	-0.18
	SD	0.17	0.32	0.53	0.22	0.36	0.21	0.22
	N	4	4	4	4	4	4	4
Group 4 -	Mean	0.38	-0.18	0.23	0.03	-0.10	0.40	-0.33
	SD	0.39	0.26	0.13	0.21	0.00	0.12	0.32
	N	4	4	4	4	4	4	4
Group 5 -	Mean	0.18	-0.13	-0.23	-0.15	-0.38	0.35	-0.28
	SD	0.43	0.34	0.26	0.45	0.19	0.26	0.10
	N	4	4	4	4	4	4	4
Group 6 -	Mean	0.43	-0.25	0.18	-0.20	-0.03	0.35	0.08
	SD	0.38	0.17	0.19	0.24	0.25	0.24	0.22
	N	4	4	4	4	4	4	4

Statistical Test: Anova & Dunnett's Test

[1][aa - Statistical Test: Analysis of Variance $p < 0.01$]

[2][a - Statistical Test: Analysis of Variance $p < 0.05$]

[3][d - Statistical Test: Dunnett 2 Sided $p < 0.05$]

Table 7: Mean Daily Body Weight Gain (continued)

030947 - Fourteen-Day Diet Mix Pilot Study of Soil and Clay Target and Soil and Clay Target Extracts in Mice

Bodyweight Gain - grams (g)

Sex: Female		Day(s) Relative to Start Date						
		7 → 8	8 → 9 aa[1]	9 → 10	10 → 11	11 → 12	12 → 13 a[2]	13 → 14 a[2]
Group 7 -	Mean	-0.03	-0.48	-0.20	-0.53	-0.18	-0.20	-0.43
	SD	0.28	0.19	0.32	0.22	0.21	0.14	0.25
	N	4	4	4	4	4	4	4
Group 8 -	Mean	-0.23	-0.68	-0.13	.	.	.	.
	SD	0.33	0.17	0.05	.	.	.	.
	N	4	4	4	.	.	.	.

Statistical Test: Anova & Dunnett's Test

[1][aa - Statistical Test: Analysis of Variance $p < 0.01$]

[2][a - Statistical Test: Analysis of Variance $p < 0.05$]

Table 7: Mean Daily Body Weight Gain (continued)

030947 - Fourteen-Day Diet Mix Pilot Study of Soil and Clay Target and Soil and Clay Target Extracts in Mice

Bodyweight Gain - grams (g)

Sex: Female		Day(s) Relative to Start Date
		14 → 15
Group 1 -	Mean	0.35
	SD	0.54
	N	4
Group 2 -	Mean	0.38
	SD	0.38
	N	4
Group 3 -	Mean	0.10
	SD	0.28
	N	4
Group 4 -	Mean	0.18
	SD	0.15
	N	4
Group 5 -	Mean	0.18
	SD	0.25
	N	4
Group 6 -	Mean	0.03
	SD	0.33
	N	4

Statistical Test: Anova & Dunnett's Test

Table 7: Mean Daily Body Weight Gain (continued)

030947 - Fourteen-Day Diet Mix Pilot Study of Soil and Clay Target and Soil and Clay Target Extracts in Mice

Bodyweight Gain - grams (g)

Sex: Female		Day(s) Relative to Start Date
		14 → 15
Group 7 -	Mean	0.03
	SD	0.28
	N	4
Group 8 -	Mean	.
	SD	.
	N	.

Statistical Test: Anova & Dunnett's Test

Table 8: Mean Cumulative Body Weight Gain

030947 - Fourteen-Day Diet Mix Pilot Study of Soil and Clay Target and Soil and Clay Target Extracts in Mice

Bodyweight Gain - grams (g)

Sex: Female		Day(s) Relative to Start Date	
		1 → 15 aa[1]	
Group 1 -	Mean	3.88	
	SD	1.05	
	N	4	
Group 2 -	Mean	3.28	
	SD	0.54	
	N	4	
Group 3 -	Mean	3.25	
	SD	0.74	
	N	4	
Group 4 -	Mean	1.83	dd[2]
	SD	0.90	
	N	4	
Group 5 -	Mean	1.08	dd[2]
	SD	0.74	
	N	4	
Group 6 -	Mean	1.90	dd[2]
	SD	0.22	
	N	4	
Group 7 -	Mean	-2.20	dd[2]
	SD	0.44	
	N	4	

Statistical Test: Anova & Dunnett's Test

[1][aa - Statistical Test: Analysis of Variance $p < 0.01$]

[2][dd - Statistical Test: Dunnett 2 Sided $p < 0.01$]

Table 9: Mean Food Consumption

030947 - Fourteen-Day Diet Mix Pilot Study of Soil and Clay Target and Soil and Clay Target Extracts in Mice

Food Mean Consumption (g/animal/day)

Sex: Female		Day(s) Relative to Start Date						
		-6 → -5	-5 → -4	-4 → -3 *	-3 → -2 *	-2 → -1	-1 → 1	1 → 2
Group 1 -	Mean	2.93	2.93	0.88	0.00	4.23	3.80	5.88
	SD	0.00	0.00	0.00	0.00	0.00	0.00	0.00
	N	4	4	4	4	4	4	4
Group 2 -	Mean	3.03	3.05	3.45	0.43	4.40	3.75	5.30
	SD	0.00	0.00	0.00	0.00	0.00	0.00	0.00
	N	4	4	4	4	4	4	4
Group 3 -	Mean	3.35	3.48	3.53	0.93	4.35	3.60	5.25
	SD	0.00	0.00	0.00	0.00	0.00	0.00	0.00
	N	4	4	4	4	4	4	4
Group 4 -	Mean	2.58	1.75	4.03	1.05	4.53	3.65	4.70
	SD	0.00	0.00	0.00	0.00	0.00	0.00	0.00
	N	4	4	4	4	4	4	4
Group 5 -	Mean	3.08	3.45	3.93	0.75	4.75	3.70	4.83
	SD	0.00	0.00	0.00	0.00	0.00	0.00	0.00
	N	4	4	4	4	4	4	4
Group 6 -	Mean	2.95	3.73	3.20	0.65	3.93	3.73	4.23
	SD	0.00	0.00	0.00	0.00	0.00	0.00	0.00
	N	4	4	4	4	4	4	4

[Comparative statistics were not conducted.]

* For Days -4 to -3 and -3 to -2, low values, due to improperly filled feeders, was the result of animals not having access to food for these days.

Table 9: Mean Food Consumption (continued)

030947 - Fourteen-Day Diet Mix Pilot Study of Soil and Clay Target and Soil and Clay Target Extracts in Mice

Food Mean Consumption (g/animal/day)

Sex: Female		Day(s) Relative to Start Date						
		-6 → -5	-5 → -4	-4 → -3 *	-3 → -2 *	-2 → -1	-1 → 1	1 → 2
Group 7 -	Mean	3.55	3.68	4.13	0.85	4.35	3.58	3.40
	SD	0.00	0.00	0.00	0.00	0.00	0.00	0.00
	N	4	4	4	4	4	4	4
Group 8 -	Mean	2.85	3.50	3.70	0.65	4.30	3.65	2.23
	SD	0.00	0.00	0.00	0.00	0.00	0.00	0.00
	N	4	4	4	4	4	4	4

[Comparative statistics were not conducted.]

* For Days -4 to -3 and -3 to -2, low values, due to improperly filled feeders, was the result of animals not having access to food for these days.

Table 9: Mean Food Consumption (continued)

030947 - Fourteen-Day Diet Mix Pilot Study of Soil and Clay Target and Soil and Clay Target Extracts in Mice

Food Mean Consumption (g/animal/day)

Sex: Female		Day(s) Relative to Start Date						
		2 → 3	3 → 4	4 → 5	5 → 6	6 → 7	7 → 8	8 → 9
Group 1 -	Mean	5.80	5.55	4.63	5.45	4.30	3.65	3.53
	SD	0.00	0.00	0.00	0.00	0.00	0.00	0.00
	N	4	4	4	4	4	4	4
Group 2 -	Mean	5.30	4.35	4.40	4.33	3.88	3.18	3.23
	SD	0.00	0.00	0.00	0.00	0.00	0.00	0.00
	N	4	4	4	4	4	4	4
Group 3 -	Mean	4.78	4.73	4.28	4.45	4.03	3.63	3.83
	SD	0.00	0.00	0.00	0.00	0.00	0.00	0.00
	N	4	4	4	4	4	4	4
Group 4 -	Mean	3.45	4.10	1.58	4.75	4.03	4.20	3.58
	SD	0.00	0.00	0.00	0.00	0.00	0.00	0.00
	N	4	4	4	4	4	4	4
Group 5 -	Mean	5.05	4.43	4.40	3.75	3.53	3.98	3.60
	SD	0.00	0.00	0.00	0.00	0.00	0.00	0.00
	N	4	4	4	4	4	4	4
Group 6 -	Mean	3.68	3.40	3.35	3.23	2.60	3.23	2.73
	SD	0.00	0.00	0.00	0.00	0.00	0.00	0.00
	N	4	4	4	4	4	4	4

[Comparative statistics were not conducted.]

Table 9: Mean Food Consumption (continued)

030947 - Fourteen-Day Diet Mix Pilot Study of Soil and Clay Target and Soil and Clay Target Extracts in Mice

Food Mean Consumption (g/animal/day)

Sex: Female		Day(s) Relative to Start Date						
		2 → 3	3 → 4	4 → 5	5 → 6	6 → 7	7 → 8	8 → 9
Group 7 -	Mean	2.80	2.70	2.90	2.60	1.95	2.48	1.88
	SD	0.00	0.00	0.00	0.00	0.00	0.00	0.00
	N	4	4	4	4	4	4	4
Group 8 -	Mean	1.95	2.08	1.98	2.43	2.18	2.13	1.98
	SD	0.00	0.00	0.00	0.00	0.00	0.00	0.00
	N	4	4	4	4	4	4	4

[Comparative statistics were not conducted.]

Table 9: Mean Food Consumption (continued)

030947 - Fourteen-Day Diet Mix Pilot Study of Soil and Clay Target and Soil and Clay Target Extracts in Mice

Food Mean Consumption (g/animal/day)

Sex: Female		Day(s) Relative to Start Date					
		9 → 10	10 → 11	11 → 12	12 → 13	13 → 14	14 → 15
Group 1 -	Mean	3.53	3.73	3.55	3.50	3.28	3.90
	SD	0.00	0.00	0.00	0.00	0.00	0.00
	N	4	4	4	4	4	4
Group 2 -	Mean	2.98	2.85	3.15	2.98	2.88	3.28
	SD	0.00	0.00	0.00	0.00	0.00	0.00
	N	4	4	4	4	4	4
Group 3 -	Mean	3.53	3.63	3.53	3.25	3.38	3.23
	SD	0.00	0.00	0.00	0.00	0.00	0.00
	N	4	4	4	4	4	4
Group 4 -	Mean	3.65	3.58	3.38	3.55	3.15	3.45
	SD	0.00	0.00	0.00	0.00	0.00	0.00
	N	4	4	4	4	4	4
Group 5 -	Mean	3.30	3.38	3.10	3.58	3.45	3.68
	SD	0.00	0.00	0.00	0.00	0.00	0.00
	N	4	4	4	4	4	4
Group 6 -	Mean	3.00	2.80	2.73	3.08	3.03	3.13
	SD	0.00	0.00	0.00	0.00	0.00	0.00
	N	4	4	4	4	4	4

[Comparative statistics were not conducted.]

Table 9: Mean Food Consumption (continued)

030947 - Fourteen-Day Diet Mix Pilot Study of Soil and Clay Target and Soil and Clay Target Extracts in Mice

Food Mean Consumption (g/animal/day)

Sex: Female		Day(s) Relative to Start Date					
		9 → 10	10 → 11	11 → 12	12 → 13	13 → 14	14 → 15
Group 7 -	Mean	1.78	1.95	1.73	1.95	2.13	2.20
	SD	0.00	0.00	0.00	0.00	0.00	0.00
	N	4	4	4	4	4	4
Group 8 -	Mean	1.95	.	.	.	.	.
	SD	0.00	.	.	.	.	.
	N	4	.	.	.	.	.

[Comparative statistics were not conducted.]

Table 10: Key to Individual Observations

Timeslots:

a.m.	Observations at morning viabilities
<blank>	Daily cageside clinical observations
DCO	Detailed Clinical Observations
p.m.	Observations at afternoon viabilities

Systems:

Appr	Appearance
Fur	fur
Gen	General
GI	Gastrointestinal

Table 11: Individual Observations

030947 - Fourteen-Day Diet Mix Pilot Study of Soil and Clay Target and Soil and Clay Target Extracts in Mice

Day numbers relative to Start Date

Group	Sex	Animal	Clinical Sign	Site	-19 a.m.	-19 p.m.	-18 a.m.	-18 p.m.	-17 a.m.	-17 p.m.	-16 a.m.	-16 p.m.	-15 a.m.	-15 p.m.	-14 a.m.	-14 p.m.
1	f	294726	No Abnormalities Detected		X	X	X	X	X	X	X	X	X	X	X	X
			Fur, Hair Loss	Surrounding the nose/snout	.	.	.	.	.	.	.	.	.	.	.	.
		294727	No Abnormalities Detected		X	X	X	X	X	X	X	X	X	X	X	X
			Fur, Hair Loss	Surrounding the eye, left	.	.	.	.	.	.	.	.	.	.	.	.
			Fur, Hair Loss	Surrounding the nose/snout	.	.	.	.	.	.	.	.	.	.	.	.
		294728	No Abnormalities Detected		X	X	X	X	X	X	X	X	X	X	X	X
			Fur, Hair Loss	Surrounding the nose/snout	.	.	.	.	.	.	.	.	.	.	.	.
		294729	No Abnormalities Detected		X	X	X	X	X	X	X	X	X	X	X	X
			Fur, Hair Loss	Surrounding the nose/snout	.	.	.	.	.	.	.	.	.	.	.	.

Group	Sex	Animal	Clinical Sign	Site	-13 a.m.	-13 p.m.	-12 a.m.	-12 p.m.	-11 a.m.	-11 p.m.	-10 a.m.	-10 p.m.	-9 a.m.	-9 p.m.	-8 a.m.	-8 p.m.
1	f	294726	No Abnormalities Detected		X	X	X	X	X	X	X	X	X	X	X	X
			Fur, Hair Loss	Surrounding the nose/snout	.	.	.	.	.	.	.	.	.	.	.	.
		294727	No Abnormalities Detected		X	X	X	X	X	X	X	X	X	X	X	X
			Fur, Hair Loss	Surrounding the eye, left	.	.	.	.	.	.	.	.	.	.	.	.
			Fur, Hair Loss	Surrounding the nose/snout	.	.	.	.	.	.	.	.	.	.	.	.
		294728	No Abnormalities Detected		X	X	X	X	X	X	X	X	X	X	X	X
			Fur, Hair Loss	Surrounding the nose/snout	.	.	.	.	.	.	.	.	.	.	.	.
		294729	No Abnormalities Detected		X	X	X	X	X	X	X	X	X	X	X	X
			Fur, Hair Loss	Surrounding the nose/snout	.	.	.	.	.	.	.	.	.	.	.	.

Group	Sex	Animal	Clinical Sign	Site	-7 a.m.	-7 p.m.	-6 a.m.	-6 DCO	-6 p.m.	-5 a.m.	-5 p.m.	-4 a.m.	-4 p.m.	-3 a.m.	-3 p.m.	-2 a.m.
1	f	294726	No Abnormalities Detected		X	X	X	X	X	X	X	X	X	X	X	X
			Fur, Hair Loss	Surrounding the nose/snout	.	.	.	.	.	.	.	.	.	.	.	.
		294727	No Abnormalities Detected		X	X	X	X	X	X	X	X	X	X	X	X
			Fur, Hair Loss	Surrounding the eye, left	.	.	.	.	.	.	.	.	.	.	.	.
			Fur, Hair Loss	Surrounding the nose/snout	.	.	.	.	.	.	.	.	.	.	.	.
		294728	No Abnormalities Detected		X	X	X	X	X	X	X	X	X	X	X	X
			Fur, Hair Loss	Surrounding the nose/snout	.	.	.	.	.	.	.	.	.	.	.	.
		294729	No Abnormalities Detected		X	X	X	X	X	X	X	X	X	X	X	X
			Fur, Hair Loss	Surrounding the nose/snout	.	.	.	.	.	.	.	.	.	.	.	.

Severity Codes: X = Present

Table 11: Individual Observations (continued)

030947 - Fourteen-Day Diet Mix Pilot Study of Soil and Clay Target and Soil and Clay Target Extracts in Mice

Day numbers relative to Start Date

Group	Sex	Animal	Clinical Sign	Site	-2 p.m.	-1 a.m.	-1 p.m.	1	1 a.m.	1 p.m.	2	2 a.m.	2 p.m.	3	3 a.m.	3 p.m.
1	f	294726	No Abnormalities Detected		X	X	X	X	X	X	X	X	X	X	X	X
			Fur, Hair Loss	Surrounding the nose/snout	.	.	.	.	.	.	.	.	.	.	.	.
		294727	No Abnormalities Detected		X	X	X	X	X	X	X	X	X	X	X	X
			Fur, Hair Loss	Surrounding the eye, left	.	.	.	.	.	.	.	.	.	.	.	.
			Fur, Hair Loss	Surrounding the nose/snout	.	.	.	.	.	.	.	.	.	.	.	.
		294728	No Abnormalities Detected		X	X	X	X	X	X	X	X	X	X	X	X
			Fur, Hair Loss	Surrounding the nose/snout	.	.	.	.	.	.	.	.	.	.	.	.
		294729	No Abnormalities Detected		X	X	X	X	X	X	X	X	X	X	X	X
			Fur, Hair Loss	Surrounding the nose/snout	.	.	.	.	.	.	.	.	.	.	.	.

Group	Sex	Animal	Clinical Sign	Site	4	4 a.m.	4 p.m.	5	5 a.m.	5 p.m.	6	6 a.m.	6 p.m.	7	7 a.m.	7 p.m.
1	f	294726	No Abnormalities Detected		X	X	X	X	X	X	X	X	X	X	X	X
			Fur, Hair Loss	Surrounding the nose/snout	.	.	.	.	.	.	.	.	.	.	.	.
		294727	No Abnormalities Detected		X	X	X	X	X	X	.	X	X	.	X	X
			Fur, Hair Loss	Surrounding the eye, left	.	.	.	.	.	.	.	.	.	.	.	.
			Fur, Hair Loss	Surrounding the nose/snout	.	.	.	.	.	.	X	.	.	X	.	.
		294728	No Abnormalities Detected		X	X	X	X	X	X	X	X	X	X	X	X
			Fur, Hair Loss	Surrounding the nose/snout	.	.	.	.	.	.	.	.	.	.	.	.
		294729	No Abnormalities Detected		X	X	X	X	X	X	X	X	X	X	X	X
			Fur, Hair Loss	Surrounding the nose/snout	.	.	.	.	.	.	.	.	.	.	.	.

Group	Sex	Animal	Clinical Sign	Site	8	8 a.m.	8 p.m.	9	9 a.m.	9 p.m.	10	10 a.m.	10 p.m.	11	11 a.m.	11 p.m.
1	f	294726	No Abnormalities Detected		X	X	X	X	X	X	X	X	X	X	X	X
			Fur, Hair Loss	Surrounding the nose/snout	.	.	.	.	.	.	.	.	.	.	.	.
		294727	No Abnormalities Detected		.	X	X	.	X	X	.	X	X	.	X	X
			Fur, Hair Loss	Surrounding the eye, left	.	.	.	.	.	.	.	.	.	.	.	.
			Fur, Hair Loss	Surrounding the nose/snout	X	.	.	X	.	.	X	.	.	X	.	.
		294728	No Abnormalities Detected		X	X	X	X	X	X	X	X	X	X	X	X
			Fur, Hair Loss	Surrounding the nose/snout	.	.	.	.	.	.	.	.	.	.	.	.
		294729	No Abnormalities Detected		X	X	X	X	X	X	X	X	X	X	X	X
			Fur, Hair Loss	Surrounding the nose/snout	.	.	.	.	.	.	.	.	.	.	.	.

Severity Codes: X = Present

Table 11: Individual Observations (continued)

030947 - Fourteen-Day Diet Mix Pilot Study of Soil and Clay Target and Soil and Clay Target Extracts in Mice

Day numbers relative to Start Date

Group	Sex	Animal	Clinical Sign	Site	12	12 a.m.	12 p.m.	13	13 a.m.	13 p.m.	14	14 a.m.	14 p.m.	15	15 a.m.
1	f	294726	No Abnormalities Detected		X	X	X	.	X	X	.	X	X	.	X
			Fur, Hair Loss	Surrounding the nose/snout	.	.	.	X	.	.	X	.	.	X	.
		294727	No Abnormalities Detected		.	X	X	.	X	X	.	X	X	.	X
			Fur, Hair Loss	Surrounding the eye, left	.	.	.	X	.	.	X	.	.	X	.
			Fur, Hair Loss	Surrounding the nose/snout	X	.	.	X	.	.	X	.	.	X	.
		294728	No Abnormalities Detected		X	X	X	.	X	X	.	X	X	.	X
			Fur, Hair Loss	Surrounding the nose/snout	.	.	.	X	.	.	X	.	.	X	.
		294729	No Abnormalities Detected		.	X	X	.	X	X	.	X	X	.	X
			Fur, Hair Loss	Surrounding the nose/snout	X	.	.	X	.	.	X	.	.	X	.

Severity Codes: X = Present

Table 11: Individual Observations (continued)

030947 - Fourteen-Day Diet Mix Pilot Study of Soil and Clay Target and Soil and Clay Target Extracts in Mice

Day numbers relative to Start Date

Group	Sex	Animal	Clinical Sign	Site	-19 a.m.	-19 p.m.	-18 a.m.	-18 p.m.	-17 a.m.	-17 p.m.	-16 a.m.	-16 p.m.	-15 a.m.	-15 p.m.	-14 a.m.	-14 p.m.
2	f	294730	No Abnormalities Detected		X	X	X	X	X	X	X	X	X	X	X	X
			GI, Feces qty reduced		.	.	.	.	.	.	.	.	.	.	.	.
			Fur, Hair Loss	Surrounding the eyes, both	.	.	.	.	.	.	.	.	.	.	.	.
			Fur, Hair Loss	Surrounding the nose/snout	.	.	.	.	.	.	.	.	.	.	.	.
		294731	No Abnormalities Detected		X	X	X	X	X	X	X	X	X	X	X	X
			Fur, Hair Loss	Surrounding the nose/snout	.	.	.	.	.	.	.	.	.	.	.	.
		294732	No Abnormalities Detected		X	X	X	X	X	X	X	X	X	X	X	X
			Fur, Hair Loss	Surrounding the nose/snout	.	.	.	.	.	.	.	.	.	.	.	.
		294733	No Abnormalities Detected		X	X	X	X	X	X	X	X	X	X	X	X
			Fur, Hair Loss	Surrounding the eye, left	.	.	.	.	.	.	.	.	.	.	.	.
			Fur, Hair Loss	Surrounding the nose/snout	.	.	.	.	.	.	.	.	.	.	.	.

Group	Sex	Animal	Clinical Sign	Site	-13 a.m.	-13 p.m.	-12 a.m.	-12 p.m.	-11 a.m.	-11 p.m.	-10 a.m.	-10 p.m.	-9 a.m.	-9 p.m.	-8 a.m.	-8 p.m.
2	f	294730	No Abnormalities Detected		X	X	X	X	X	X	X	X	X	X	.	X
			GI, Feces qty reduced		.	.	.	.	.	.	.	.	.	.	X	.
			Fur, Hair Loss	Surrounding the eyes, both	.	.	.	.	.	.	.	.	.	.	.	.
			Fur, Hair Loss	Surrounding the nose/snout	.	.	.	.	.	.	.	.	.	.	.	.
		294731	No Abnormalities Detected		X	X	X	X	X	X	X	X	X	X	X	X
			Fur, Hair Loss	Surrounding the nose/snout	.	.	.	.	.	.	.	.	.	.	.	.
		294732	No Abnormalities Detected		X	X	X	X	X	X	X	X	X	X	X	X
			Fur, Hair Loss	Surrounding the nose/snout	.	.	.	.	.	.	.	.	.	.	.	.
		294733	No Abnormalities Detected		X	X	X	X	X	X	X	X	X	X	X	X
			Fur, Hair Loss	Surrounding the eye, left	.	.	.	.	.	.	.	.	.	.	.	.
			Fur, Hair Loss	Surrounding the nose/snout	.	.	.	.	.	.	.	.	.	.	.	.

Severity Codes: X = Present

Table 11: Individual Observations (continued)

030947 - Fourteen-Day Diet Mix Pilot Study of Soil and Clay Target and Soil and Clay Target Extracts in Mice

Day numbers relative to Start Date

Group	Sex	Animal	Clinical Sign	Site	-7 a.m.	-7 p.m.	-6 a.m.	-6 DCO	-6 p.m.	-5 a.m.	-5 p.m.	-4 a.m.	-4 p.m.	-3 a.m.	-3 p.m.	-2 a.m.
2	f	294730	No Abnormalities Detected		X	X	X	X	X	X	X	X	X	X	X	X
			GI, Feces qty reduced		.	.	.	.	.	.	.	.	.	.	.	.
			Fur, Hair Loss	Surrounding the eyes, both	.	.	.	.	.	.	.	.	.	.	.	.
			Fur, Hair Loss	Surrounding the nose/snout	.	.	.	.	.	.	.	.	.	.	.	.
		294731	No Abnormalities Detected		X	X	X	X	X	X	X	X	X	X	X	X
			Fur, Hair Loss	Surrounding the nose/snout	.	.	.	.	.	.	.	.	.	.	.	.
		294732	No Abnormalities Detected		X	X	X	X	X	X	X	X	X	X	X	X
			Fur, Hair Loss	Surrounding the nose/snout	.	.	.	.	.	.	.	.	.	.	.	.
		294733	No Abnormalities Detected		X	X	X	X	X	X	X	X	X	X	X	X
			Fur, Hair Loss	Surrounding the eye, left	.	.	.	.	.	.	.	.	.	.	.	.
			Fur, Hair Loss	Surrounding the nose/snout	.	.	.	.	.	.	.	.	.	.	.	.

Group	Sex	Animal	Clinical Sign	Site	-2 p.m.	-1 a.m.	-1 p.m.	1	1 a.m.	1 p.m.	2	2 a.m.	2 p.m.	3	3 a.m.	3 p.m.
2	f	294730	No Abnormalities Detected		X	X	X	X	X	X	X	X	X	X	X	X
			GI, Feces qty reduced		.	.	.	.	.	.	.	.	.	.	.	.
			Fur, Hair Loss	Surrounding the eyes, both	.	.	.	.	.	.	.	.	.	.	.	.
			Fur, Hair Loss	Surrounding the nose/snout	.	.	.	.	.	.	.	.	.	.	.	.
		294731	No Abnormalities Detected		X	X	X	X	X	X	X	X	X	X	X	X
			Fur, Hair Loss	Surrounding the nose/snout	.	.	.	.	.	.	.	.	.	.	.	.
		294732	No Abnormalities Detected		X	X	X	X	X	X	X	X	X	X	X	X
			Fur, Hair Loss	Surrounding the nose/snout	.	.	.	.	.	.	.	.	.	.	.	.
		294733	No Abnormalities Detected		X	X	X	X	X	X	X	X	X	X	X	X
			Fur, Hair Loss	Surrounding the eye, left	.	.	.	.	.	.	.	.	.	.	.	.
			Fur, Hair Loss	Surrounding the nose/snout	.	.	.	.	.	.	.	.	.	.	.	.

Severity Codes: X = Present

Table 11: Individual Observations (continued)

030947 - Fourteen-Day Diet Mix Pilot Study of Soil and Clay Target and Soil and Clay Target Extracts in Mice

Day numbers relative to Start Date

Group	Sex	Animal	Clinical Sign	Site	4	4 a.m.	4 p.m.	5	5 a.m.	5 p.m.	6	6 a.m.	6 p.m.	7	7 a.m.	7 p.m.
2	f	294730	No Abnormalities Detected		X	X	X	X	X	X	X	X	X	X	X	X
			GI, Feces qty reduced		.	.	.	.	.	.	.	.	.	.	.	.
			Fur, Hair Loss	Surrounding the eyes, both	.	.	.	.	.	.	.	.	.	.	.	.
			Fur, Hair Loss	Surrounding the nose/snout	.	.	.	.	.	.	.	.	.	.	.	.
		294731	No Abnormalities Detected		X	X	X	X	X	X	X	X	X	X	X	X
			Fur, Hair Loss	Surrounding the nose/snout	.	.	.	.	.	.	.	.	.	.	.	.
		294732	No Abnormalities Detected		X	X	X	X	X	X	X	X	X	X	X	X
			Fur, Hair Loss	Surrounding the nose/snout	.	.	.	.	.	.	.	.	.	.	.	.
		294733	No Abnormalities Detected		X	X	X	X	X	X	X	X	X	.	X	X
			Fur, Hair Loss	Surrounding the eye, left	.	.	.	.	.	.	.	.	.	.	.	.
			Fur, Hair Loss	Surrounding the nose/snout	.	.	.	.	.	.	.	.	.	X	.	.

Group	Sex	Animal	Clinical Sign	Site	8	8 a.m.	8 p.m.	9	9 a.m.	9 p.m.	10	10 a.m.	10 p.m.	11	11 a.m.	11 p.m.
2	f	294730	No Abnormalities Detected		X	X	X	X	X	X	.	X	X	.	X	X
			GI, Feces qty reduced		.	.	.	.	.	.	.	.	.	.	.	.
			Fur, Hair Loss	Surrounding the eyes, both	.	.	.	.	.	.	.	.	.	.	.	.
			Fur, Hair Loss	Surrounding the nose/snout	.	.	.	.	.	.	X	.	.	X	.	.
		294731	No Abnormalities Detected		.	X	X	.	X	X	.	X	X	.	X	X
			Fur, Hair Loss	Surrounding the nose/snout	X	.	.	X	.	.	X	.	.	X	.	.
		294732	No Abnormalities Detected		.	X	X	.	X	X	.	X	X	.	X	X
			Fur, Hair Loss	Surrounding the nose/snout	X	.	.	X	.	.	X	.	.	X	.	.
		294733	No Abnormalities Detected		.	X	X	.	X	X	.	X	X	.	X	X
			Fur, Hair Loss	Surrounding the eye, left	.	.	.	.	.	.	.	.	.	.	.	.
			Fur, Hair Loss	Surrounding the nose/snout	X	.	.	X	.	.	X	.	.	X	.	.

Severity Codes: X = Present

Table 11: Individual Observations (continued)

030947 - Fourteen-Day Diet Mix Pilot Study of Soil and Clay Target and Soil and Clay Target Extracts in Mice

Day numbers relative to Start Date

Group	Sex	Animal	Clinical Sign	Site	12	12 a.m.	12 p.m.	13	13 a.m.	13 p.m.	14	14 a.m.	14 p.m.	15	15 a.m.
2	f	294730	No Abnormalities Detected		.	X	X	.	X	X	.	X	X	.	X
			GI, Feces qty reduced		.	.	.	.	.	.	.	.	.	.	.
			Fur, Hair Loss	Surrounding the eyes, both	.	.	.	.	.	.	.	.	.	X	.
			Fur, Hair Loss	Surrounding the nose/snout	X	.	.	X	.	.	X	.	.	X	.
		294731	No Abnormalities Detected		.	X	X	.	X	X	.	X	X	.	X
			Fur, Hair Loss	Surrounding the nose/snout	X	.	.	X	.	.	X	.	.	X	.
		294732	No Abnormalities Detected		.	X	X	.	X	X	.	X	X	.	X
			Fur, Hair Loss	Surrounding the nose/snout	X	.	.	X	.	.	X	.	.	X	.
		294733	No Abnormalities Detected		.	X	X	.	X	X	.	X	X	.	X
			Fur, Hair Loss	Surrounding the eye, left	.	.	.	X	.	.	X	.	.	X	.
			Fur, Hair Loss	Surrounding the nose/snout	X	.	.	X	.	.	X	.	.	X	.

Severity Codes: X = Present

Table 11: Individual Observations (continued)

030947 - Fourteen-Day Diet Mix Pilot Study of Soil and Clay Target and Soil and Clay Target Extracts in Mice

Day numbers relative to Start Date

Group	Sex	Animal	Clinical Sign	Site	-19 a.m.	-19 p.m.	-18 a.m.	-18 p.m.	-17 a.m.	-17 p.m.	-16 a.m.	-16 p.m.	-15 a.m.	-15 p.m.	-14 a.m.	-14 p.m.
3	f	294734	No Abnormalities Detected		X	X	X	X	X	X	X	X	X	X	X	X
		294735	No Abnormalities Detected		X	X	X	X	X	X	X	X	X	X	X	X
			Fur, Hair Loss	Surrounding the nose/snout	.	.	.	.	.	.	.	.	.	.	.	.
		294736	No Abnormalities Detected		X	X	X	X	X	X	X	X	X	X	X	X
			Fur, Hair Loss	Surrounding the nose/snout	.	.	.	.	.	.	.	.	.	.	.	.
		294737	No Abnormalities Detected		X	X	X	X	X	X	X	X	X	X	X	X

Group	Sex	Animal	Clinical Sign	Site	-13 a.m.	-13 p.m.	-12 a.m.	-12 p.m.	-11 a.m.	-11 p.m.	-10 a.m.	-10 p.m.	-9 a.m.	-9 p.m.	-8 a.m.	-8 p.m.
3	f	294734	No Abnormalities Detected		X	X	X	X	X	X	X	X	X	X	X	X
		294735	No Abnormalities Detected		X	X	X	X	X	X	X	X	X	X	X	X
			Fur, Hair Loss	Surrounding the nose/snout	.	.	.	.	.	.	.	.	.	.	.	.
		294736	No Abnormalities Detected		X	X	X	X	X	X	X	X	X	X	X	X
			Fur, Hair Loss	Surrounding the nose/snout	.	.	.	.	.	.	.	.	.	.	.	.
		294737	No Abnormalities Detected		X	X	X	X	X	X	X	X	X	X	X	X

Group	Sex	Animal	Clinical Sign	Site	-7 a.m.	-7 p.m.	-6 a.m.	-6 DCO	-6 p.m.	-5 a.m.	-5 p.m.	-4 a.m.	-4 p.m.	-3 a.m.	-3 p.m.	-2 a.m.
3	f	294734	No Abnormalities Detected		X	X	X	X	X	X	X	X	X	X	X	X
		294735	No Abnormalities Detected		X	X	X	X	X	X	X	X	X	X	X	X
			Fur, Hair Loss	Surrounding the nose/snout	.	.	.	.	.	.	.	.	.	.	.	.
		294736	No Abnormalities Detected		X	X	X	X	X	X	X	X	X	X	X	X
			Fur, Hair Loss	Surrounding the nose/snout	.	.	.	.	.	.	.	.	.	.	.	.
		294737	No Abnormalities Detected		X	X	X	X	X	X	X	X	X	X	X	X

Severity Codes: X = Present

Table 11: Individual Observations (continued)

030947 - Fourteen-Day Diet Mix Pilot Study of Soil and Clay Target and Soil and Clay Target Extracts in Mice

Day numbers relative to Start Date

Group	Sex	Animal	Clinical Sign	Site	-2 p.m.	-1 a.m.	-1 p.m.	1	1 a.m.	1 p.m.	2	2 a.m.	2 p.m.	3	3 a.m.	3 p.m.
3	f	294734	No Abnormalities Detected		X	X	X	X	X	X	X	X	X	X	X	X
		294735	No Abnormalities Detected		X	X	X	X	X	X	X	X	X	X	X	X
			Fur, Hair Loss	Surrounding the nose/snout	.	.	.	.	.	.	.	.	.	.	.	.
		294736	No Abnormalities Detected		X	X	X	X	X	X	X	X	X	X	X	X
			Fur, Hair Loss	Surrounding the nose/snout	.	.	.	.	.	.	.	.	.	.	.	.
		294737	No Abnormalities Detected		X	X	X	X	X	X	X	X	X	X	X	X

Group	Sex	Animal	Clinical Sign	Site	4	4 a.m.	4 p.m.	5	5 a.m.	5 p.m.	6	6 a.m.	6 p.m.	7	7 a.m.	7 p.m.
3	f	294734	No Abnormalities Detected		X	X	X	X	X	X	X	X	X	X	X	X
		294735	No Abnormalities Detected		X	X	X	X	X	X	X	X	X	X	X	X
			Fur, Hair Loss	Surrounding the nose/snout	.	.	.	.	.	.	.	.	.	.	.	.
		294736	No Abnormalities Detected		X	X	X	X	X	X	X	X	X	X	X	X
			Fur, Hair Loss	Surrounding the nose/snout	.	.	.	.	.	.	.	.	.	.	.	.
		294737	No Abnormalities Detected		X	X	X	X	X	X	X	X	X	X	X	X

Group	Sex	Animal	Clinical Sign	Site	8	8 a.m.	8 p.m.	9	9 a.m.	9 p.m.	10	10 a.m.	10 p.m.	11	11 a.m.	11 p.m.
3	f	294734	No Abnormalities Detected		X	X	X	X	X	X	X	X	X	X	X	X
		294735	No Abnormalities Detected		X	X	X	X	X	X	X	X	X	.	X	X
			Fur, Hair Loss	Surrounding the nose/snout	.	.	.	.	.	.	.	.	.	X	.	.
		294736	No Abnormalities Detected		X	X	X	.	X	X	.	X	X	.	X	X
			Fur, Hair Loss	Surrounding the nose/snout	.	.	.	X	.	.	X	.	.	X	.	.
		294737	No Abnormalities Detected		X	X	X	X	X	X	X	X	X	X	X	X

Severity Codes: X = Present

Table 11: Individual Observations (continued)

030947 - Fourteen-Day Diet Mix Pilot Study of Soil and Clay Target and Soil and Clay Target Extracts in Mice

Day numbers relative to Start Date

Group	Sex	Animal	Clinical Sign	Site	12	12 a.m.	12 p.m.	13	13 a.m.	13 p.m.	14	14 a.m.	14 p.m.	15	15 a.m.
3	f	294734	No Abnormalities Detected		X	X	X	X	X	X	X	X	X	X	X
		294735	No Abnormalities Detected		.	X	X	.	X	X	.	X	X	.	X
			Fur, Hair Loss	Surrounding the nose/snout	X	.	.	X	.	.	X	.	.	X	.
		294736	No Abnormalities Detected		.	X	X	.	X	X	.	X	X	.	X
			Fur, Hair Loss	Surrounding the nose/snout	X	.	.	X	.	.	X	.	.	X	.
		294737	No Abnormalities Detected		X	X	X	X	X	X	X	X	X	X	X

Severity Codes: X = Present

Table 11: Individual Observations (continued)

030947 - Fourteen-Day Diet Mix Pilot Study of Soil and Clay Target and Soil and Clay Target Extracts in Mice

Day numbers relative to Start Date

Group	Sex	Animal	Clinical Sign	Site	-19 a.m.	-19 p.m.	-18 a.m.	-18 p.m.	-17 a.m.	-17 p.m.	-16 a.m.	-16 p.m.	-15 a.m.	-15 p.m.	-14 a.m.	-14 p.m.
4	f	294738	No Abnormalities Detected		X	X	X	X	X	X	X	X	X	X	X	X
			Fur, Hair Loss	Surrounding the nose/snout	.	.	.	.	.	.	.	.	.	.	.	.
		294739	No Abnormalities Detected		X	X	X	X	X	X	X	X	X	X	X	X
			Fur, Hair Loss	Surrounding the nose/snout	.	.	.	.	.	.	.	.	.	.	.	.
		294740	No Abnormalities Detected		X	X	X	X	X	X	X	X	X	X	X	X
			GI, Feces qty reduced		.	.	.	.	.	.	.	.	.	.	.	.
		294741	No Abnormalities Detected		X	X	X	X	X	X	X	X	X	X	X	X
			Fur, Hair Loss	Surrounding the nose/snout	.	.	.	.	.	.	.	.	.	.	.	.

Group	Sex	Animal	Clinical Sign	Site	-13 a.m.	-13 p.m.	-12 a.m.	-12 p.m.	-11 a.m.	-11 p.m.	-10 a.m.	-10 p.m.	-9 a.m.	-9 p.m.	-8 a.m.	-8 p.m.
4	f	294738	No Abnormalities Detected		X	X	X	X	X	X	X	X	X	X	X	X
			Fur, Hair Loss	Surrounding the nose/snout	.	.	.	.	.	.	.	.	.	.	.	.
		294739	No Abnormalities Detected		X	X	X	X	X	X	X	X	X	X	X	X
			Fur, Hair Loss	Surrounding the nose/snout	.	.	.	.	.	.	.	.	.	.	.	.
		294740	No Abnormalities Detected		X	X	X	X	X	X	X	X	X	X	.	X
			GI, Feces qty reduced		.	.	.	.	.	.	.	.	.	.	X	.
		294741	No Abnormalities Detected		X	X	X	X	X	X	X	X	X	X	X	X
			Fur, Hair Loss	Surrounding the nose/snout	.	.	.	.	.	.	.	.	.	.	.	.

Group	Sex	Animal	Clinical Sign	Site	-7 a.m.	-7 p.m.	-6 a.m.	-6 DCO	-6 p.m.	-5 a.m.	-5 p.m.	-4 a.m.	-4 p.m.	-3 a.m.	-3 p.m.	-2 a.m.
4	f	294738	No Abnormalities Detected		X	X	X	X	X	X	X	X	X	X	X	X
			Fur, Hair Loss	Surrounding the nose/snout	.	.	.	.	.	.	.	.	.	.	.	.
		294739	No Abnormalities Detected		X	X	X	X	X	X	X	X	X	X	X	X
			Fur, Hair Loss	Surrounding the nose/snout	.	.	.	.	.	.	.	.	.	.	.	.
		294740	No Abnormalities Detected		X	X	X	X	X	X	X	X	X	X	X	X
			GI, Feces qty reduced		.	.	.	.	.	.	.	.	.	.	.	.
		294741	No Abnormalities Detected		X	X	X	X	X	X	X	X	X	X	X	X
			Fur, Hair Loss	Surrounding the nose/snout	.	.	.	.	.	.	.	.	.	.	.	.

Severity Codes: X = Present

Table 11: Individual Observations (continued)

030947 - Fourteen-Day Diet Mix Pilot Study of Soil and Clay Target and Soil and Clay Target Extracts in Mice

Day numbers relative to Start Date

Group	Sex	Animal	Clinical Sign	Site	-2 p.m.	-1 a.m.	-1 p.m.	1	1 a.m.	1 p.m.	2	2 a.m.	2 p.m.	3	3 a.m.	3 p.m.
4	f	294738	No Abnormalities Detected		X	X	X	X	X	X	X	X	X	X	X	X
			Fur, Hair Loss	Surrounding the nose/snout	.	.	.	.	.	.	.	.	.	.	.	.
		294739	No Abnormalities Detected		X	X	X	X	X	X	X	X	X	X	X	X
			Fur, Hair Loss	Surrounding the nose/snout	.	.	.	.	.	.	.	.	.	.	.	.
		294740	No Abnormalities Detected		X	X	X	X	X	X	X	X	X	X	X	X
			GI, Feces qty reduced		.	.	.	.	.	.	.	.	.	.	.	.
		294741	No Abnormalities Detected		X	X	X	X	X	X	X	X	X	X	X	X
			Fur, Hair Loss	Surrounding the nose/snout	.	.	.	.	.	.	.	.	.	.	.	.

Group	Sex	Animal	Clinical Sign	Site	4	4 a.m.	4 p.m.	5	5 a.m.	5 p.m.	6	6 a.m.	6 p.m.	7	7 a.m.	7 p.m.
4	f	294738	No Abnormalities Detected		X	X	X	X	X	X	X	X	X	X	X	X
			Fur, Hair Loss	Surrounding the nose/snout	.	.	.	.	.	.	.	.	.	.	.	.
		294739	No Abnormalities Detected		X	X	X	X	X	X	X	X	X	X	X	X
			Fur, Hair Loss	Surrounding the nose/snout	.	.	.	.	.	.	.	.	.	.	.	.
		294740	No Abnormalities Detected		X	X	X	X	X	X	X	X	X	X	X	X
			GI, Feces qty reduced		.	.	.	.	.	.	.	.	.	.	.	.
		294741	No Abnormalities Detected		X	X	X	X	X	X	X	X	X	X	X	X
			Fur, Hair Loss	Surrounding the nose/snout	.	.	.	.	.	.	.	.	.	.	.	.

Group	Sex	Animal	Clinical Sign	Site	8	8 a.m.	8 p.m.	9	9 a.m.	9 p.m.	10	10 a.m.	10 p.m.	11	11 a.m.	11 p.m.
4	f	294738	No Abnormalities Detected		.	X	X	.	X	X	.	X	X	.	X	X
			Fur, Hair Loss	Surrounding the nose/snout	X	.	.	X	.	.	X	.	.	X	.	.
		294739	No Abnormalities Detected		X	X	X	.	X	X	.	X	X	.	X	X
			Fur, Hair Loss	Surrounding the nose/snout	.	.	.	X	.	.	X	.	.	X	.	.
		294740	No Abnormalities Detected		X	X	X	X	X	X	X	X	X	X	X	X
			GI, Feces qty reduced		.	.	.	.	.	.	.	.	.	.	.	.
		294741	No Abnormalities Detected		X	X	X	X	X	X	X	X	X	X	X	X
			Fur, Hair Loss	Surrounding the nose/snout	.	.	.	.	.	.	.	.	.	.	.	.

Severity Codes: X = Present

Table 11: Individual Observations (continued)

030947 - Fourteen-Day Diet Mix Pilot Study of Soil and Clay Target and Soil and Clay Target Extracts in Mice

Day numbers relative to Start Date

Group	Sex	Animal	Clinical Sign	Site	12	12 a.m.	12 p.m.	13	13 a.m.	13 p.m.	14	14 a.m.	14 p.m.	15	15 a.m.
4	f	294738	No Abnormalities Detected		.	X	X	.	X	X	.	X	X	.	X
			Fur, Hair Loss	Surrounding the nose/snout	X	.	.	X	.	.	X	.	.	X	.
		294739	No Abnormalities Detected		.	X	X	.	X	X	.	X	X	.	X
			Fur, Hair Loss	Surrounding the nose/snout	X	.	.	X	.	.	X	.	.	X	.
		294740	No Abnormalities Detected		X	X	X	X	X	X	X	X	X	X	X
			GI, Feces qty reduced		.	.	.	.	.	.	.	.	.	.	.
		294741	No Abnormalities Detected		.	X	X	.	X	X	.	X	X	.	X
			Fur, Hair Loss	Surrounding the nose/snout	X	.	.	X	.	.	X	.	.	X	.

Severity Codes: X = Present

Table 11: Individual Observations (continued)

030947 - Fourteen-Day Diet Mix Pilot Study of Soil and Clay Target and Soil and Clay Target Extracts in Mice

Day numbers relative to Start Date

Group	Sex	Animal	Clinical Sign	Site	-19 a.m.	-19 p.m.	-18 a.m.	-18 p.m.	-17 a.m.	-17 p.m.	-16 a.m.	-16 p.m.	-15 a.m.	-15 p.m.	-14 a.m.	-14 p.m.
5	f	294742	No Abnormalities Detected		X	X	X	X	X	X	X	X	X	X	X	X
			Fur, Hair Loss	Surrounding the nose/snout	.	.	.	.	.	.	.	.	.	.	.	.
		294743	No Abnormalities Detected		X	X	X	X	X	X	X	X	X	X	X	X
			Fur, Hair Loss	Surrounding the nose/snout	.	.	.	.	.	.	.	.	.	.	.	.
		294744	No Abnormalities Detected		X	X	X	X	X	X	X	X	X	X	X	X
			Fur, Hair Loss	Surrounding the nose/snout	.	.	.	.	.	.	.	.	.	.	.	.
		294745	No Abnormalities Detected		X	X	X	X	X	X	X	X	X	X	X	X
			Fur, Hair Loss	Surrounding the nose/snout	.	.	.	.	.	.	.	.	.	.	.	.

Group	Sex	Animal	Clinical Sign	Site	-13 a.m.	-13 p.m.	-12 a.m.	-12 p.m.	-11 a.m.	-11 p.m.	-10 a.m.	-10 p.m.	-9 a.m.	-9 p.m.	-8 a.m.	-8 p.m.
5	f	294742	No Abnormalities Detected		X	X	X	X	X	X	X	X	X	X	X	X
			Fur, Hair Loss	Surrounding the nose/snout	.	.	.	.	.	.	.	.	.	.	.	.
		294743	No Abnormalities Detected		X	X	X	X	X	X	X	X	X	X	X	X
			Fur, Hair Loss	Surrounding the nose/snout	.	.	.	.	.	.	.	.	.	.	.	.
		294744	No Abnormalities Detected		X	X	X	X	X	X	X	X	X	X	X	X
			Fur, Hair Loss	Surrounding the nose/snout	.	.	.	.	.	.	.	.	.	.	.	.
		294745	No Abnormalities Detected		X	X	X	X	X	X	X	X	X	X	X	X
			Fur, Hair Loss	Surrounding the nose/snout	.	.	.	.	.	.	.	.	.	.	.	.

Group	Sex	Animal	Clinical Sign	Site	-7 a.m.	-7 p.m.	-6 a.m.	-6 DCO	-6 p.m.	-5 a.m.	-5 p.m.	-4 a.m.	-4 p.m.	-3 a.m.	-3 p.m.	-2 a.m.
5	f	294742	No Abnormalities Detected		X	X	X	X	X	X	X	X	X	X	X	X
			Fur, Hair Loss	Surrounding the nose/snout	.	.	.	.	.	.	.	.	.	.	.	.
		294743	No Abnormalities Detected		X	X	X	X	X	X	X	X	X	X	X	X
			Fur, Hair Loss	Surrounding the nose/snout	.	.	.	.	.	.	.	.	.	.	.	.
		294744	No Abnormalities Detected		X	X	X	X	X	X	X	X	X	X	X	X
			Fur, Hair Loss	Surrounding the nose/snout	.	.	.	.	.	.	.	.	.	.	.	.
		294745	No Abnormalities Detected		X	X	X	X	X	X	X	X	X	X	X	X
			Fur, Hair Loss	Surrounding the nose/snout	.	.	.	.	.	.	.	.	.	.	.	.

Severity Codes: X = Present

Table 11: Individual Observations (continued)

030947 - Fourteen-Day Diet Mix Pilot Study of Soil and Clay Target and Soil and Clay Target Extracts in Mice

Day numbers relative to Start Date

Group	Sex	Animal	Clinical Sign	Site	-2 p.m.	-1 a.m.	-1 p.m.	1	1 a.m.	1 p.m.	2	2 a.m.	2 p.m.	3	3 a.m.	3 p.m.
5	f	294742	No Abnormalities Detected		X	X	X	X	X	X	X	X	X	X	X	X
			Fur, Hair Loss	Surrounding the nose/snout	.	.	.	.	.	.	.	.	.	.	.	.
		294743	No Abnormalities Detected		X	X	X	X	X	X	X	X	X	X	X	X
			Fur, Hair Loss	Surrounding the nose/snout	.	.	.	.	.	.	.	.	.	.	.	.
		294744	No Abnormalities Detected		X	X	X	X	X	X	X	X	X	X	X	X
			Fur, Hair Loss	Surrounding the nose/snout	.	.	.	.	.	.	.	.	.	.	.	.
		294745	No Abnormalities Detected		X	X	X	X	X	X	X	X	X	X	X	X
			Fur, Hair Loss	Surrounding the nose/snout	.	.	.	.	.	.	.	.	.	.	.	.

Group	Sex	Animal	Clinical Sign	Site	4	4 a.m.	4 p.m.	5	5 a.m.	5 p.m.	6	6 a.m.	6 p.m.	7	7 a.m.	7 p.m.
5	f	294742	No Abnormalities Detected		X	X	X	X	X	X	X	X	X	X	X	X
			Fur, Hair Loss	Surrounding the nose/snout	.	.	.	.	.	.	.	.	.	.	.	.
		294743	No Abnormalities Detected		X	X	X	X	X	X	X	X	X	X	X	X
			Fur, Hair Loss	Surrounding the nose/snout	.	.	.	.	.	.	.	.	.	.	.	.
		294744	No Abnormalities Detected		X	X	X	X	X	X	X	X	X	X	X	X
			Fur, Hair Loss	Surrounding the nose/snout	.	.	.	.	.	.	.	.	.	.	.	.
		294745	No Abnormalities Detected		X	X	X	X	X	X	X	X	X	X	X	X
			Fur, Hair Loss	Surrounding the nose/snout	.	.	.	.	.	.	.	.	.	.	.	.

Group	Sex	Animal	Clinical Sign	Site	8	8 a.m.	8 p.m.	9	9 a.m.	9 p.m.	10	10 a.m.	10 p.m.	11	11 a.m.	11 p.m.
5	f	294742	No Abnormalities Detected		X	X	X	X	X	X	.	X	X	.	X	X
			Fur, Hair Loss	Surrounding the nose/snout	.	.	.	.	.	.	X	.	.	X	.	.
		294743	No Abnormalities Detected		X	X	X	X	X	X	X	X	X	.	X	X
			Fur, Hair Loss	Surrounding the nose/snout	.	.	.	.	.	.	.	.	.	X	.	.
		294744	No Abnormalities Detected		.	X	X	.	X	X	.	X	X	.	X	X
			Fur, Hair Loss	Surrounding the nose/snout	X	.	.	X	.	.	X	.	.	X	.	.
		294745	No Abnormalities Detected		X	X	X	X	X	X	X	X	X	.	X	X
			Fur, Hair Loss	Surrounding the nose/snout	.	.	.	.	.	.	.	.	.	X	.	.

Severity Codes: X = Present

Table 11: Individual Observations (continued)

030947 - Fourteen-Day Diet Mix Pilot Study of Soil and Clay Target and Soil and Clay Target Extracts in Mice

Day numbers relative to Start Date

Group	Sex	Animal	Clinical Sign	Site	12	12 a.m.	12 p.m.	13	13 a.m.	13 p.m.	14	14 a.m.	14 p.m.	15	15 a.m.
5	f	294742	No Abnormalities Detected		.	X	X	.	X	X	.	X	X	.	X
			Fur, Hair Loss	Surrounding the nose/snout	X	.	.	X	.	.	X	.	.	X	.
		294743	No Abnormalities Detected		.	X	X	.	X	X	.	X	X	.	X
			Fur, Hair Loss	Surrounding the nose/snout	X	.	.	X	.	.	X	.	.	X	.
		294744	No Abnormalities Detected		.	X	X	.	X	X	.	X	X	.	X
			Fur, Hair Loss	Surrounding the nose/snout	X	.	.	X	.	.	X	.	.	X	.
		294745	No Abnormalities Detected		.	X	X	.	X	X	.	X	X	.	X
			Fur, Hair Loss	Surrounding the nose/snout	X	.	.	X	.	.	X	.	.	X	.

Severity Codes: X = Present

Table 11: Individual Observations (continued)

030947 - Fourteen-Day Diet Mix Pilot Study of Soil and Clay Target and Soil and Clay Target Extracts in Mice

Day numbers relative to Start Date

Group	Sex	Animal	Clinical Sign	Site	-19 a.m.	-19 p.m.	-18 a.m.	-18 p.m.	-17 a.m.	-17 p.m.	-16 a.m.	-16 p.m.	-15 a.m.	-15 p.m.	-14 a.m.	-14 p.m.
6	f	294746	No Abnormalities Detected		X	X	X	X	X	X	X	X	X	X	X	X
			GI, Feces qty reduced		.	.	.	.	.	.	.	.	.	.	.	.
			Fur, Hair Loss	Nose/Snout	.	.	.	.	.	.	.	.	.	.	.	.
		294747	No Abnormalities Detected		X	X	X	X	X	X	X	X	X	X	X	X
			GI, Feces qty reduced		.	.	.	.	.	.	.	.	.	.	.	.
			Fur, Hair Loss	Surrounding the nose/snout	.	.	.	.	.	.	.	.	.	.	.	.
			Fur, Hair Loss	Chin	.	.	.	.	.	.	.	.	.	.	.	.
		294748	No Abnormalities Detected		X	X	X	X	X	X	X	X	X	X	X	X
			GI, Feces qty reduced		.	.	.	.	.	.	.	.	.	.	.	.
			Fur, Hair Loss	Nose/Snout	.	.	.	.	.	.	.	.	.	.	.	.
			Fur, Hair Loss	Thorax, ventral right	.	.	.	.	.	.	.	.	.	.	.	.
			Fur, Hair Loss	Abdomen, right	.	.	.	.	.	.	.	.	.	.	.	.
		294749	No Abnormalities Detected		X	X	X	X	X	X	X	X	X	X	X	X
			GI, Feces qty reduced		.	.	.	.	.	.	.	.	.	.	.	.

Group	Sex	Animal	Clinical Sign	Site	-13 a.m.	-13 p.m.	-12 a.m.	-12 p.m.	-11 a.m.	-11 p.m.	-10 a.m.	-10 p.m.	-9 a.m.	-9 p.m.	-8 a.m.	-8 p.m.
6	f	294746	No Abnormalities Detected		X	X	X	X	X	X	X	X	X	X	X	X
			GI, Feces qty reduced		.	.	.	.	.	.	.	.	.	.	.	.
			Fur, Hair Loss	Nose/Snout	.	.	.	.	.	.	.	.	.	.	.	.
		294747	No Abnormalities Detected		X	X	X	X	X	X	X	X	X	X	X	X
			GI, Feces qty reduced		.	.	.	.	.	.	.	.	.	.	.	.
			Fur, Hair Loss	Surrounding the nose/snout	.	.	.	.	.	.	.	.	.	.	.	.
			Fur, Hair Loss	Chin	.	.	.	.	.	.	.	.	.	.	.	.
		294748	No Abnormalities Detected		X	X	X	X	X	X	X	X	X	X	X	X
			GI, Feces qty reduced		.	.	.	.	.	.	.	.	.	.	.	.
			Fur, Hair Loss	Nose/Snout	.	.	.	.	.	.	.	.	.	.	.	.
			Fur, Hair Loss	Thorax, ventral right	.	.	.	.	.	.	.	.	.	.	.	.
			Fur, Hair Loss	Abdomen, right	.	.	.	.	.	.	.	.	.	.	.	.
		294749	No Abnormalities Detected		X	X	X	X	X	X	X	X	X	X	X	X
			GI, Feces qty reduced		.	.	.	.	.	.	.	.	.	.	.	.

Severity Codes: X = Present

Table 11: Individual Observations (continued)

030947 - Fourteen-Day Diet Mix Pilot Study of Soil and Clay Target and Soil and Clay Target Extracts in Mice

Day numbers relative to Start Date

Group	Sex	Animal	Clinical Sign	Site	-7 a.m.	-7 p.m.	-6 a.m.	-6 DCO	-6 p.m.	-5 a.m.	-5 p.m.	-4 a.m.	-4 p.m.	-3 a.m.	-3 p.m.	-2 a.m.
6	f	294746	No Abnormalities Detected		X	X	X	X	X	X	X	X	X	X	X	X
			GI, Feces qty reduced		.	.	.	.	.	.	.	.	.	.	.	.
			Fur, Hair Loss	Nose/Snout	.	.	.	.	.	.	.	.	.	.	.	.
		294747	No Abnormalities Detected		X	X	X	X	X	X	X	X	X	X	X	X
			GI, Feces qty reduced		.	.	.	.	.	.	.	.	.	.	.	.
			Fur, Hair Loss	Surrounding the nose/snout	.	.	.	.	.	.	.	.	.	.	.	.
			Fur, Hair Loss	Chin	.	.	.	.	.	.	.	.	.	.	.	.
		294748	No Abnormalities Detected		X	X	X	X	X	X	X	X	X	X	X	X
			GI, Feces qty reduced		.	.	.	.	.	.	.	.	.	.	.	.
			Fur, Hair Loss	Nose/Snout	.	.	.	.	.	.	.	.	.	.	.	.
			Fur, Hair Loss	Thorax, ventral right	.	.	.	.	.	.	.	.	.	.	.	.
			Fur, Hair Loss	Abdomen, right	.	.	.	.	.	.	.	.	.	.	.	.
		294749	No Abnormalities Detected		X	X	X	X	X	X	X	X	X	X	X	X
			GI, Feces qty reduced		.	.	.	.	.	.	.	.	.	.	.	.

Group	Sex	Animal	Clinical Sign	Site	-2 p.m.	-1 a.m.	-1 p.m.	1	1 a.m.	1 p.m.	2	2 a.m.	2 p.m.	3	3 a.m.	3 p.m.
6	f	294746	No Abnormalities Detected		X	X	X	X	X	X	X	X	X	X	X	X
			GI, Feces qty reduced		.	.	.	.	.	.	.	.	.	.	.	.
			Fur, Hair Loss	Nose/Snout	.	.	.	.	.	.	.	.	.	.	.	.
		294747	No Abnormalities Detected		X	X	X	X	X	X	X	X	X	X	X	X
			GI, Feces qty reduced		.	.	.	.	.	.	.	.	.	.	.	.
			Fur, Hair Loss	Surrounding the nose/snout	.	.	.	.	.	.	.	.	.	.	.	.
			Fur, Hair Loss	Chin	.	.	.	.	.	.	.	.	.	.	.	.
		294748	No Abnormalities Detected		X	X	X	X	X	X	X	X	X	X	X	X
			GI, Feces qty reduced		.	.	.	.	.	.	.	.	.	.	.	.
			Fur, Hair Loss	Nose/Snout	.	.	.	.	.	.	.	.	.	.	.	.
			Fur, Hair Loss	Thorax, ventral right	.	.	.	.	.	.	.	.	.	.	.	.
			Fur, Hair Loss	Abdomen, right	.	.	.	.	.	.	.	.	.	.	.	.
		294749	No Abnormalities Detected		X	X	X	X	X	X	X	X	X	X	X	X
			GI, Feces qty reduced		.	.	.	.	.	.	.	.	.	.	.	.

Severity Codes: X = Present

Table 11: Individual Observations (continued)

030947 - Fourteen-Day Diet Mix Pilot Study of Soil and Clay Target and Soil and Clay Target Extracts in Mice

Day numbers relative to Start Date

Group	Sex	Animal	Clinical Sign	Site	4	4 a.m.	4 p.m.	5	5 a.m.	5 p.m.	6	6 a.m.	6 p.m.	7	7 a.m.	7 p.m.
6	f	294746	No Abnormalities Detected		X	X	X	X	X	X	X	X	X	X	X	X
			GI, Feces qty reduced		.	.	.	.	.	.	.	.	.	.	.	.
			Fur, Hair Loss	Nose/Snout	.	.	.	.	.	.	.	.	.	.	.	.
		294747	No Abnormalities Detected		X	X	X	X	X	X	X	X	X	X	X	X
			GI, Feces qty reduced		.	.	.	.	.	.	.	.	.	.	.	.
			Fur, Hair Loss	Surrounding the nose/snout	.	.	.	.	.	.	.	.	.	.	.	.
			Fur, Hair Loss	Chin	.	.	.	.	.	.	.	.	.	.	.	.
		294748	No Abnormalities Detected		X	X	X	X	X	X	.	X	X	.	X	X
			GI, Feces qty reduced		.	.	.	.	.	.	.	.	.	.	.	.
			Fur, Hair Loss	Nose/Snout	.	.	.	.	.	.	.	.	.	.	.	.
			Fur, Hair Loss	Thorax, ventral right	.	.	.	.	.	.	X	.	.	X	.	.
			Fur, Hair Loss	Abdomen, right	.	.	.	.	.	.	.	.	.	X	.	.
		294749	No Abnormalities Detected		X	X	X	X	X	X	X	X	X	X	X	X
			GI, Feces qty reduced		.	.	.	.	.	.	.	.	.	.	.	.

Group	Sex	Animal	Clinical Sign	Site	8	8 a.m.	8 p.m.	9	9 a.m.	9 p.m.	10	10 a.m.	10 p.m.	11	11 a.m.	11 p.m.
6	f	294746	No Abnormalities Detected		.	X	X	.	.	X	.	.	X	.	.	X
			GI, Feces qty reduced		.	.	.	.	X	.	.	X	.	.	X	.
			Fur, Hair Loss	Nose/Snout	X	.	.	X	.	.	X	.	.	X	.	.
		294747	No Abnormalities Detected		.	X	X	.	.	X	.	.	X	.	.	X
			GI, Feces qty reduced		.	.	.	.	X	.	.	X	.	.	X	.
			Fur, Hair Loss	Surrounding the nose/snout	X	.	.	X	.	.	X	.	.	X	.	.
			Fur, Hair Loss	Chin	X	.	.	X	.	.	X	.	.	X	.	.
		294748	No Abnormalities Detected		.	X	X	.	.	X	.	.	X	.	.	X
			GI, Feces qty reduced		.	.	.	.	X	.	.	X	.	.	X	.
			Fur, Hair Loss	Nose/Snout	X	.	.	X	.	.	X	.	.	X	.	.
			Fur, Hair Loss	Thorax, ventral right	X	.	.	X	.	.	X	.	.	X	.	.
			Fur, Hair Loss	Abdomen, right	X	.	.	X	.	.	X	.	.	X	.	.
		294749	No Abnormalities Detected		X	X	X	X	.	X	X	.	X	X	.	X
			GI, Feces qty reduced		.	.	.	.	X	.	.	X	.	.	X	.

Severity Codes: X = Present

Table 11: Individual Observations (continued)

030947 - Fourteen-Day Diet Mix Pilot Study of Soil and Clay Target and Soil and Clay Target Extracts in Mice

Day numbers relative to Start Date

Group	Sex	Animal	Clinical Sign	Site	12	12 a.m.	12 p.m.	13	13 a.m.	13 p.m.	14	14 a.m.	14 p.m.	15	15 a.m.
6	f	294746	No Abnormalities Detected		.	.	X	.	.	X	.	.	X	.	X
			GI, Feces qty reduced		.	X	.	.	X	.	.	X	.	.	.
			Fur, Hair Loss	Nose/Snout	X	.	.	X	.	.	X	.	.	X	.
		294747	No Abnormalities Detected		.	.	X	.	.	X	.	.	X	.	X
			GI, Feces qty reduced		.	X	.	.	X	.	.	X	.	.	.
			Fur, Hair Loss	Surrounding the nose/snout	X	.	.	X	.	.	X	.	.	X	.
			Fur, Hair Loss	Chin	X	.	.	X	.	.	.	.	.	.	.
		294748	No Abnormalities Detected		.	.	X	.	.	X	.	.	X	.	X
			GI, Feces qty reduced		.	X	.	.	X	.	.	X	.	.	.
			Fur, Hair Loss	Nose/Snout	X	.	.	X	.	.	X	.	.	X	.
			Fur, Hair Loss	Thorax, ventral right	X	.	.	X	.	.	X	.	.	X	.
			Fur, Hair Loss	Abdomen, right	X	.	.	X	.	.	X	.	.	X	.
		294749	No Abnormalities Detected		X	.	X	X	.	X	X	.	X	X	X
			GI, Feces qty reduced		.	X	.	.	X	.	.	X	.	.	.

Severity Codes: X = Present

Table 11: Individual Observations (continued)

030947 - Fourteen-Day Diet Mix Pilot Study of Soil and Clay Target and Soil and Clay Target Extracts in Mice

Day numbers relative to Start Date

Group	Sex	Animal	Clinical Sign	Site	-19 a.m.	-19 p.m.	-18 a.m.	-18 p.m.	-17 a.m.	-17 p.m.	-16 a.m.	-16 p.m.	-15 a.m.	-15 p.m.	-14 a.m.	-14 p.m.
7	f	294750	No Abnormalities Detected		X	X	X	X	X	X	X	X	X	X	X	X
			GI, Feces qty reduced		.	.	.	.	.	.	.	.	.	.	.	.
			Fur, Hair Loss	Nose/Snout	.	.	.	.	.	.	.	.	.	.	.	.
			Gen, Hunched Posture		.	.	.	.	.	.	.	.	.	.	.	.
			Gen, Lethargic		.	.	.	.	.	.	.	.	.	.	.	.
		294751	No Abnormalities Detected		X	X	X	X	X	X	X	X	X	X	X	X
			GI, Feces qty reduced		.	.	.	.	.	.	.	.	.	.	.	.
			Fur, Hair Loss	Surrounding the nose/snout	.	.	.	.	.	.	.	.	.	.	.	.
			Gen, Hunched Posture		.	.	.	.	.	.	.	.	.	.	.	.
			Gen, Lethargic		.	.	.	.	.	.	.	.	.	.	.	.
		294752	No Abnormalities Detected		X	X	X	X	X	X	X	X	X	X	X	X
			GI, Feces qty reduced		.	.	.	.	.	.	.	.	.	.	.	.
			Fur, Hair Loss	Surrounding the nose/snout	.	.	.	.	.	.	.	.	.	.	.	.
			Gen, Hunched Posture		.	.	.	.	.	.	.	.	.	.	.	.
			Gen, Lethargic		.	.	.	.	.	.	.	.	.	.	.	.
		294753	No Abnormalities Detected		X	X	X	X	X	X	X	X	X	X	X	X
			GI, Feces qty reduced		.	.	.	.	.	.	.	.	.	.	.	.
			Gen, Hunched Posture		.	.	.	.	.	.	.	.	.	.	.	.
			Gen, Lethargic		.	.	.	.	.	.	.	.	.	.	.	.

Severity Codes: X = Present

Table 11: Individual Observations (continued)

030947 - Fourteen-Day Diet Mix Pilot Study of Soil and Clay Target and Soil and Clay Target Extracts in Mice

Day numbers relative to Start Date

Group	Sex	Animal	Clinical Sign	Site	-13 a.m.	-13 p.m.	-12 a.m.	-12 p.m.	-11 a.m.	-11 p.m.	-10 a.m.	-10 p.m.	-9 a.m.	-9 p.m.	-8 a.m.	-8 p.m.
7	f	294750	No Abnormalities Detected		X	X	X	X	X	X	X	X	X	X	X	X
			GI, Feces qty reduced		.	.	.	.	.	.	.	.	.	.	.	.
			Fur, Hair Loss	Nose/Snout	.	.	.	.	.	.	.	.	.	.	.	.
			Gen, Hunched Posture		.	.	.	.	.	.	.	.	.	.	.	.
			Gen, Lethargic		.	.	.	.	.	.	.	.	.	.	.	.
		294751	No Abnormalities Detected		X	X	X	X	X	X	X	X	X	X	X	X
			GI, Feces qty reduced		.	.	.	.	.	.	.	.	.	.	.	.
			Fur, Hair Loss	Surrounding the nose/snout	.	.	.	.	.	.	.	.	.	.	.	.
			Gen, Hunched Posture		.	.	.	.	.	.	.	.	.	.	.	.
			Gen, Lethargic		.	.	.	.	.	.	.	.	.	.	.	.
		294752	No Abnormalities Detected		X	X	X	X	X	X	X	X	X	X	X	X
			GI, Feces qty reduced		.	.	.	.	.	.	.	.	.	.	.	.
			Fur, Hair Loss	Surrounding the nose/snout	.	.	.	.	.	.	.	.	.	.	.	.
			Gen, Hunched Posture		.	.	.	.	.	.	.	.	.	.	.	.
			Gen, Lethargic		.	.	.	.	.	.	.	.	.	.	.	.
		294753	No Abnormalities Detected		X	X	X	X	X	X	X	X	X	X	X	X
			GI, Feces qty reduced		.	.	.	.	.	.	.	.	.	.	.	.
			Gen, Hunched Posture		.	.	.	.	.	.	.	.	.	.	.	.
			Gen, Lethargic		.	.	.	.	.	.	.	.	.	.	.	.

Severity Codes: X = Present

Table 11: Individual Observations (continued)

030947 - Fourteen-Day Diet Mix Pilot Study of Soil and Clay Target and Soil and Clay Target Extracts in Mice

Day numbers relative to Start Date

Group	Sex	Animal	Clinical Sign	Site	-7 a.m.	-7 p.m.	-6 a.m.	-6 DCO	-6 p.m.	-5 a.m.	-5 p.m.	-4 a.m.	-4 p.m.	-3 a.m.	-3 p.m.	-2 a.m.
7	f	294750	No Abnormalities Detected		X	X	X	X	X	X	X	X	X	X	X	X
			GI, Feces qty reduced		.	.	.	.	.	.	.	.	.	.	.	.
			Fur, Hair Loss	Nose/Snout	.	.	.	.	.	.	.	.	.	.	.	.
			Gen, Hunched Posture		.	.	.	.	.	.	.	.	.	.	.	.
			Gen, Lethargic		.	.	.	.	.	.	.	.	.	.	.	.
		294751	No Abnormalities Detected		X	X	X	X	X	X	X	X	X	X	X	X
			GI, Feces qty reduced		.	.	.	.	.	.	.	.	.	.	.	.
			Fur, Hair Loss	Surrounding the nose/snout	.	.	.	.	.	.	.	.	.	.	.	.
			Gen, Hunched Posture		.	.	.	.	.	.	.	.	.	.	.	.
			Gen, Lethargic		.	.	.	.	.	.	.	.	.	.	.	.
		294752	No Abnormalities Detected		X	X	X	X	X	X	X	X	X	X	X	X
			GI, Feces qty reduced		.	.	.	.	.	.	.	.	.	.	.	.
			Fur, Hair Loss	Surrounding the nose/snout	.	.	.	.	.	.	.	.	.	.	.	.
			Gen, Hunched Posture		.	.	.	.	.	.	.	.	.	.	.	.
			Gen, Lethargic		.	.	.	.	.	.	.	.	.	.	.	.
		294753	No Abnormalities Detected		X	X	X	X	X	X	X	X	X	X	X	X
			GI, Feces qty reduced		.	.	.	.	.	.	.	.	.	.	.	.
			Gen, Hunched Posture		.	.	.	.	.	.	.	.	.	.	.	.
			Gen, Lethargic		.	.	.	.	.	.	.	.	.	.	.	.

Severity Codes: X = Present

Table 11: Individual Observations (continued)

030947 - Fourteen-Day Diet Mix Pilot Study of Soil and Clay Target and Soil and Clay Target Extracts in Mice

Day numbers relative to Start Date

Group	Sex	Animal	Clinical Sign	Site	-2 p.m.	-1 a.m.	-1 p.m.	1	1 a.m.	1 p.m.	2	2 a.m.	2 p.m.	3	3 a.m.	3 p.m.
7	f	294750	No Abnormalities Detected		X	X	X	X	X	X	X	X	X	X	X	X
			GI, Feces qty reduced		.	.	.	.	.	.	.	.	.	.	.	.
			Fur, Hair Loss	Nose/Snout	.	.	.	.	.	.	.	.	.	.	.	.
			Gen, Hunched Posture		.	.	.	.	.	.	.	.	.	.	.	.
			Gen, Lethargic		.	.	.	.	.	.	.	.	.	.	.	.
		294751	No Abnormalities Detected		X	X	X	X	X	X	X	X	X	X	X	X
			GI, Feces qty reduced		.	.	.	.	.	.	.	.	.	.	.	.
			Fur, Hair Loss	Surrounding the nose/snout	.	.	.	.	.	.	.	.	.	.	.	.
			Gen, Hunched Posture		.	.	.	.	.	.	.	.	.	.	.	.
			Gen, Lethargic		.	.	.	.	.	.	.	.	.	.	.	.
		294752	No Abnormalities Detected		X	X	X	X	X	X	X	X	X	X	X	X
			GI, Feces qty reduced		.	.	.	.	.	.	.	.	.	.	.	.
			Fur, Hair Loss	Surrounding the nose/snout	.	.	.	.	.	.	.	.	.	.	.	.
			Gen, Hunched Posture		.	.	.	.	.	.	.	.	.	.	.	.
			Gen, Lethargic		.	.	.	.	.	.	.	.	.	.	.	.
		294753	No Abnormalities Detected		X	X	X	X	X	X	X	X	X	X	X	X
			GI, Feces qty reduced		.	.	.	.	.	.	.	.	.	.	.	.
			Gen, Hunched Posture		.	.	.	.	.	.	.	.	.	.	.	.
			Gen, Lethargic		.	.	.	.	.	.	.	.	.	.	.	.

Severity Codes: X = Present

Table 11: Individual Observations (continued)

030947 - Fourteen-Day Diet Mix Pilot Study of Soil and Clay Target and Soil and Clay Target Extracts in Mice

Day numbers relative to Start Date

Group	Sex	Animal	Clinical Sign	Site	4	4 a.m.	4 p.m.	5	5 a.m.	5 p.m.	6	6 a.m.	6 p.m.	7	7 a.m.	7 p.m.
7	f	294750	No Abnormalities Detected		X	X	X	X	X	X	X	X	X	X	X	X
			GI, Feces qty reduced		.	.	.	.	.	.	.	.	.	.	.	.
			Fur, Hair Loss	Nose/Snout	.	.	.	.	.	.	.	.	.	.	.	.
			Gen, Hunched Posture		.	.	.	.	.	.	.	.	.	.	.	.
			Gen, Lethargic		.	.	.	.	.	.	.	.	.	.	.	.
		294751	No Abnormalities Detected		X	X	X	X	X	X	X	X	X	X	X	X
			GI, Feces qty reduced		.	.	.	.	.	.	.	.	.	.	.	.
			Fur, Hair Loss	Surrounding the nose/snout	.	.	.	.	.	.	.	.	.	.	.	.
			Gen, Hunched Posture		.	.	.	.	.	.	.	.	.	.	.	.
			Gen, Lethargic		.	.	.	.	.	.	.	.	.	.	.	.
		294752	No Abnormalities Detected		X	X	X	X	X	X	X	X	X	X	X	X
			GI, Feces qty reduced		.	.	.	.	.	.	.	.	.	.	.	.
			Fur, Hair Loss	Surrounding the nose/snout	.	.	.	.	.	.	.	.	.	.	.	.
			Gen, Hunched Posture		.	.	.	.	.	.	.	.	.	.	.	.
			Gen, Lethargic		.	.	.	.	.	.	.	.	.	.	.	.
		294753	No Abnormalities Detected		X	X	X	X	X	X	X	X	X	X	X	X
			GI, Feces qty reduced		.	.	.	.	.	.	.	.	.	.	.	.
			Gen, Hunched Posture		.	.	.	.	.	.	.	.	.	.	.	.
			Gen, Lethargic		.	.	.	.	.	.	.	.	.	.	.	.

Severity Codes: X = Present

Table 11: Individual Observations (continued)

030947 - Fourteen-Day Diet Mix Pilot Study of Soil and Clay Target and Soil and Clay Target Extracts in Mice

Day numbers relative to Start Date

Group	Sex	Animal	Clinical Sign	Site	8	8 a.m.	8 p.m.	9	9 a.m.	9 p.m.	10	10 a.m.	10 p.m.	11	11 a.m.	11 p.m.
7	f	294750	No Abnormalities Detected		.	.	X	.	.	X	.	.	X	.	.	X
			GI, Feces qty reduced		.	X	.	.	X	.	.	X	.	.	X	.
			Fur, Hair Loss	Nose/Snout	X	.	.	X	.	.	X	.	.	X	.	.
			Gen, Hunched Posture		.	.	.	.	.	.	.	.	.	.	.	.
			Gen, Lethargic		.	.	.	.	.	.	.	.	.	.	.	.
		294751	No Abnormalities Detected		X	.	X	.	.	X	.	.	X	.	.	X
			GI, Feces qty reduced		.	X	.	.	X	.	.	X	.	.	X	.
			Fur, Hair Loss	Surrounding the nose/snout	.	.	.	X	.	.	X	.	.	X	.	.
			Gen, Hunched Posture		.	.	.	.	.	.	.	.	.	.	.	.
			Gen, Lethargic		.	.	.	.	.	.	.	.	.	.	.	.
		294752	No Abnormalities Detected		.	.	X	.	.	X	.	.	X	.	.	X
			GI, Feces qty reduced		.	X	.	.	X	.	.	X	.	.	X	.
			Fur, Hair Loss	Surrounding the nose/snout	X	.	.	X	.	.	X	.	.	X	.	.
			Gen, Hunched Posture		.	.	.	.	.	.	.	.	.	.	.	.
			Gen, Lethargic		.	.	.	.	.	.	.	.	.	.	.	.
		294753	No Abnormalities Detected		X	.	X	X	.	X	X	.	X	X	.	X
			GI, Feces qty reduced		.	X	.	.	X	.	.	X	.	.	X	.
			Gen, Hunched Posture		.	.	.	.	.	.	.	.	.	.	.	.
			Gen, Lethargic		.	.	.	.	.	.	.	.	.	.	.	.

Severity Codes: X = Present

Table 11: Individual Observations (continued)

030947 - Fourteen-Day Diet Mix Pilot Study of Soil and Clay Target and Soil and Clay Target Extracts in Mice

Day numbers relative to Start Date

Group	Sex	Animal	Clinical Sign	Site	12	12 a.m.	12 p.m.	13	13 a.m.	13 p.m.	14	14 a.m.	14 p.m.	15	15 a.m.
7	f	294750	No Abnormalities Detected		.	.	X	.	.	X	.	.	X	.	.
			GI, Feces qty reduced		.	X	.	.	X	.	.	X	.	.	X
			Fur, Hair Loss	Nose/Snout	X	.	.	X	.	.	X	.	.	X	.
			Gen, Hunched Posture		X	.	.	X	.	.	X	.	.	X	.
			Gen, Lethargic		.	.	.	.	.	.	.	.	.	X	.
		294751	No Abnormalities Detected		.	.	X	.	.	X	.	.	X	.	.
			GI, Feces qty reduced		.	X	.	.	X	.	.	X	.	.	X
			Fur, Hair Loss	Surrounding the nose/snout	X	.	.	X	.	.	X	.	.	X	.
			Gen, Hunched Posture		X	.	.	X	.	.	X	.	.	X	.
			Gen, Lethargic		.	.	.	.	.	.	.	.	.	X	.
		294752	No Abnormalities Detected		.	.	X	.	.	X	.	.	X	.	.
			GI, Feces qty reduced		.	X	.	.	X	.	.	X	.	.	X
			Fur, Hair Loss	Surrounding the nose/snout	X	.	.	X	.	.	X	.	.	X	.
			Gen, Hunched Posture		.	.	.	.	.	.	X	.	.	X	.
			Gen, Lethargic		.	.	.	.	.	.	.	.	.	X	.
		294753	No Abnormalities Detected		X	.	X	X	.	X	X	.	X	.	.
			GI, Feces qty reduced		.	X	.	.	X	.	.	X	.	.	X
			Gen, Hunched Posture		.	.	.	.	.	.	.	.	.	X	.
			Gen, Lethargic		.	.	.	.	.	.	.	.	.	X	.

Severity Codes: X = Present

Table 11: Individual Observations (continued)

030947 - Fourteen-Day Diet Mix Pilot Study of Soil and Clay Target and Soil and Clay Target Extracts in Mice

Day numbers relative to Start Date

Group	Sex	Animal	Clinical Sign	Site	-19 a.m.	-19 p.m.	-18 a.m.	-18 p.m.	-17 a.m.	-17 p.m.	-16 a.m.	-16 p.m.	-15 a.m.	-15 p.m.	-14 a.m.	-14 p.m.
8	f	294754	No Abnormalities Detected		X	X	X	X	X	X	X	X	X	X	X	X
			GI, Feces qty reduced		.	.	.	.	.	.	.	.	.	.	.	.
			Fur, Hair Loss	Thorax, ventral right	.	.	.	.	.	.	.	.	.	.	.	.
			Appr, Thin		.	.	.	.	.	.	.	.	.	.	.	.
			Gen, Hunched Posture		.	.	.	.	.	.	.	.	.	.	.	.
			Gen, Lethargic		.	.	.	.	.	.	.	.	.	.	.	.
		294755	No Abnormalities Detected		X	X	X	X	X	X	X	X	X	X	X	X
			GI, Feces qty reduced		.	.	.	.	.	.	.	.	.	.	.	.
			Appr, Thin		.	.	.	.	.	.	.	.	.	.	.	.
			Gen, Cold to touch		.	.	.	.	.	.	.	.	.	.	.	.
			Gen, Hunched Posture		.	.	.	.	.	.	.	.	.	.	.	.
			Gen, Lethargic		.	.	.	.	.	.	.	.	.	.	.	.
		294756	No Abnormalities Detected		X	X	X	X	X	X	X	X	X	X	X	X
			GI, Feces qty reduced		.	.	.	.	.	.	.	.	.	.	.	.
			Fur, Hair Loss	Surrounding the nose/snout	.	.	.	.	.	.	.	.	.	.	.	.
			Appr, Thin		.	.	.	.	.	.	.	.	.	.	.	.
			Gen, Hunched Posture		.	.	.	.	.	.	.	.	.	.	.	.
			Gen, Lethargic		.	.	.	.	.	.	.	.	.	.	.	.
		294757	No Abnormalities Detected		X	X	X	X	X	X	X	X	X	X	X	X
			GI, Feces qty reduced		.	.	.	.	.	.	.	.	.	.	.	.
			Appr, Thin		.	.	.	.	.	.	.	.	.	.	.	.
			Gen, Hunched Posture		.	.	.	.	.	.	.	.	.	.	.	.
			Gen, Lethargic		.	.	.	.	.	.	.	.	.	.	.	.

Severity Codes: X = Present

Table 11: Individual Observations (continued)

030947 - Fourteen-Day Diet Mix Pilot Study of Soil and Clay Target and Soil and Clay Target Extracts in Mice

Day numbers relative to Start Date

Group	Sex	Animal	Clinical Sign	Site	-13 a.m.	-13 p.m.	-12 a.m.	-12 p.m.	-11 a.m.	-11 p.m.	-10 a.m.	-10 p.m.	-9 a.m.	-9 p.m.	-8 a.m.	-8 p.m.
8	f	294754	No Abnormalities Detected		X	X	X	X	X	X	X	X	X	X	.	X
			GI, Feces qty reduced		.	.	.	.	.	.	.	.	.	.	X	.
			Fur, Hair Loss	Thorax, ventral right	.	.	.	.	.	.	.	.	.	.	.	.
			Appr, Thin		.	.	.	.	.	.	.	.	.	.	.	.
			Gen, Hunched Posture		.	.	.	.	.	.	.	.	.	.	.	.
			Gen, Lethargic		.	.	.	.	.	.	.	.	.	.	.	.
		294755	No Abnormalities Detected		X	X	X	X	X	X	X	X	X	X	X	X
			GI, Feces qty reduced		.	.	.	.	.	.	.	.	.	.	.	.
			Appr, Thin		.	.	.	.	.	.	.	.	.	.	.	.
			Gen, Cold to touch		.	.	.	.	.	.	.	.	.	.	.	.
			Gen, Hunched Posture		.	.	.	.	.	.	.	.	.	.	.	.
			Gen, Lethargic		.	.	.	.	.	.	.	.	.	.	.	.
		294756	No Abnormalities Detected		X	X	X	X	X	X	X	X	X	X	X	X
			GI, Feces qty reduced		.	.	.	.	.	.	.	.	.	.	.	.
			Fur, Hair Loss	Surrounding the nose/snout	.	.	.	.	.	.	.	.	.	.	.	.
			Appr, Thin		.	.	.	.	.	.	.	.	.	.	.	.
			Gen, Hunched Posture		.	.	.	.	.	.	.	.	.	.	.	.
			Gen, Lethargic		.	.	.	.	.	.	.	.	.	.	.	.
		294757	No Abnormalities Detected		X	X	X	X	X	X	X	X	X	X	X	X
			GI, Feces qty reduced		.	.	.	.	.	.	.	.	.	.	.	.
			Appr, Thin		.	.	.	.	.	.	.	.	.	.	.	.
			Gen, Hunched Posture		.	.	.	.	.	.	.	.	.	.	.	.
			Gen, Lethargic		.	.	.	.	.	.	.	.	.	.	.	.

Severity Codes: X = Present

Table 11: Individual Observations (continued)

030947 - Fourteen-Day Diet Mix Pilot Study of Soil and Clay Target and Soil and Clay Target Extracts in Mice

Day numbers relative to Start Date

Group	Sex	Animal	Clinical Sign	Site	-7 a.m.	-7 p.m.	-6 a.m.	-6 DCO	-6 p.m.	-5 a.m.	-5 p.m.	-4 a.m.	-4 p.m.	-3 a.m.	-3 p.m.	-2 a.m.
8	f	294754	No Abnormalities Detected		X	X	X	X	X	X	X	X	X	X	X	X
			GI, Feces qty reduced		.	.	.	.	.	.	.	.	.	.	.	.
			Fur, Hair Loss	Thorax, ventral right	.	.	.	.	.	.	.	.	.	.	.	.
			Appr, Thin		.	.	.	.	.	.	.	.	.	.	.	.
			Gen, Hunched Posture		.	.	.	.	.	.	.	.	.	.	.	.
			Gen, Lethargic		.	.	.	.	.	.	.	.	.	.	.	.
		294755	No Abnormalities Detected		X	X	X	X	X	X	X	X	X	X	X	X
			GI, Feces qty reduced		.	.	.	.	.	.	.	.	.	.	.	.
			Appr, Thin		.	.	.	.	.	.	.	.	.	.	.	.
			Gen, Cold to touch		.	.	.	.	.	.	.	.	.	.	.	.
			Gen, Hunched Posture		.	.	.	.	.	.	.	.	.	.	.	.
			Gen, Lethargic		.	.	.	.	.	.	.	.	.	.	.	.
		294756	No Abnormalities Detected		X	X	X	X	X	X	X	X	X	X	X	X
			GI, Feces qty reduced		.	.	.	.	.	.	.	.	.	.	.	.
			Fur, Hair Loss	Surrounding the nose/snout	.	.	.	.	.	.	.	.	.	.	.	.
			Appr, Thin		.	.	.	.	.	.	.	.	.	.	.	.
			Gen, Hunched Posture		.	.	.	.	.	.	.	.	.	.	.	.
			Gen, Lethargic		.	.	.	.	.	.	.	.	.	.	.	.
		294757	No Abnormalities Detected		X	X	X	X	X	X	X	X	X	X	X	X
			GI, Feces qty reduced		.	.	.	.	.	.	.	.	.	.	.	.
			Appr, Thin		.	.	.	.	.	.	.	.	.	.	.	.
			Gen, Hunched Posture		.	.	.	.	.	.	.	.	.	.	.	.
			Gen, Lethargic		.	.	.	.	.	.	.	.	.	.	.	.

Severity Codes: X = Present

Table 11: Individual Observations (continued)

030947 - Fourteen-Day Diet Mix Pilot Study of Soil and Clay Target and Soil and Clay Target Extracts in Mice

Day numbers relative to Start Date

Group	Sex	Animal	Clinical Sign	Site	-2 p.m.	-1 a.m.	-1 p.m.	1	1 a.m.	1 p.m.	2	2 a.m.	2 p.m.	3	3 a.m.	3 p.m.
8	f	294754	No Abnormalities Detected		X	X	X	X	X	X	X	X	X	X	X	X
			GI, Feces qty reduced		.	.	.	.	.	.	.	.	.	.	.	.
			Fur, Hair Loss	Thorax, ventral right	.	.	.	.	.	.	.	.	.	.	.	.
			Appr, Thin		.	.	.	.	.	.	.	.	.	.	.	.
			Gen, Hunched Posture		.	.	.	.	.	.	.	.	.	.	.	.
			Gen, Lethargic		.	.	.	.	.	.	.	.	.	.	.	.
		294755	No Abnormalities Detected		X	X	X	X	X	X	X	X	X	X	X	X
			GI, Feces qty reduced		.	.	.	.	.	.	.	.	.	.	.	.
			Appr, Thin		.	.	.	.	.	.	.	.	.	.	.	.
			Gen, Cold to touch		.	.	.	.	.	.	.	.	.	.	.	.
			Gen, Hunched Posture		.	.	.	.	.	.	.	.	.	.	.	.
			Gen, Lethargic		.	.	.	.	.	.	.	.	.	.	.	.
		294756	No Abnormalities Detected		X	X	X	X	X	X	X	X	X	X	X	X
			GI, Feces qty reduced		.	.	.	.	.	.	.	.	.	.	.	.
			Fur, Hair Loss	Surrounding the nose/snout	.	.	.	.	.	.	.	.	.	.	.	.
			Appr, Thin		.	.	.	.	.	.	.	.	.	.	.	.
			Gen, Hunched Posture		.	.	.	.	.	.	.	.	.	.	.	.
			Gen, Lethargic		.	.	.	.	.	.	.	.	.	.	.	.
		294757	No Abnormalities Detected		X	X	X	X	X	X	X	X	X	X	X	X
			GI, Feces qty reduced		.	.	.	.	.	.	.	.	.	.	.	.
			Appr, Thin		.	.	.	.	.	.	.	.	.	.	.	.
			Gen, Hunched Posture		.	.	.	.	.	.	.	.	.	.	.	.
			Gen, Lethargic		.	.	.	.	.	.	.	.	.	.	.	.

Severity Codes: X = Present

Table 11: Individual Observations (continued)

030947 - Fourteen-Day Diet Mix Pilot Study of Soil and Clay Target and Soil and Clay Target Extracts in Mice

Day numbers relative to Start Date

Group	Sex	Animal	Clinical Sign	Site	4	4 a.m.	4 p.m.	5	5 a.m.	5 p.m.	6	6 a.m.	6 p.m.	7	7 a.m.	7 p.m.
8	f	294754	No Abnormalities Detected		X	X	X	X	X	X	.	X	X	.	X	X
			GI, Feces qty reduced		.	.	.	.	.	.	.	.	.	.	.	.
			Fur, Hair Loss	Thorax, ventral right	.	.	.	.	.	.	X	.	.	X	.	.
			Appr, Thin		.	.	.	.	.	.	.	.	.	.	.	.
			Gen, Hunched Posture		.	.	.	.	.	.	.	.	.	.	.	.
			Gen, Lethargic		.	.	.	.	.	.	.	.	.	.	.	.
		294755	No Abnormalities Detected		X	X	X	X	X	X	X	X	X	X	X	X
			GI, Feces qty reduced		.	.	.	.	.	.	.	.	.	.	.	.
			Appr, Thin		.	.	.	.	.	.	.	.	.	.	.	.
			Gen, Cold to touch		.	.	.	.	.	.	.	.	.	.	.	.
			Gen, Hunched Posture		.	.	.	.	.	.	.	.	.	.	.	.
			Gen, Lethargic		.	.	.	.	.	.	.	.	.	.	.	.
		294756	No Abnormalities Detected		X	X	X	X	X	X	X	X	X	X	X	X
			GI, Feces qty reduced		.	.	.	.	.	.	.	.	.	.	.	.
			Fur, Hair Loss	Surrounding the nose/snout	.	.	.	.	.	.	.	.	.	.	.	.
			Appr, Thin		.	.	.	.	.	.	.	.	.	.	.	.
			Gen, Hunched Posture		.	.	.	.	.	.	.	.	.	.	.	.
			Gen, Lethargic		.	.	.	.	.	.	.	.	.	.	.	.
		294757	No Abnormalities Detected		X	X	X	X	X	X	X	X	X	X	X	X
			GI, Feces qty reduced		.	.	.	.	.	.	.	.	.	.	.	.
			Appr, Thin		.	.	.	.	.	.	.	.	.	.	.	.
			Gen, Hunched Posture		.	.	.	.	.	.	.	.	.	.	.	.
			Gen, Lethargic		.	.	.	.	.	.	.	.	.	.	.	.

Severity Codes: X = Present

Table 11: Individual Observations (continued)

030947 - Fourteen-Day Diet Mix Pilot Study of Soil and Clay Target and Soil and Clay Target Extracts in Mice

Day numbers relative to Start Date

Group	Sex	Animal	Clinical Sign	Site	8	8 a.m.	8 p.m.	9	9 a.m.	9 p.m.	10	10 a.m.	10 p.m.	11	11 a.m.	11 p.m.
8	f	294754	No Abnormalities Detected		.	.	X	.	.	X	.	.	.	.	.	.
			GI, Feces qty reduced		.	X	.	.	X	.	.	X	.	.	.	.
			Fur, Hair Loss	Thorax, ventral right	X	.	.	X	.	.	X	.	.	.	.	.
			Appr, Thin		.	.	.	X	.	.	X	.	.	.	.	.
			Gen, Hunched Posture		.	.	.	X	.	.	X	.	.	.	.	.
			Gen, Lethargic		.	.	.	.	.	.	X	.	.	.	.	.
		294755	No Abnormalities Detected		X	.	X	.	.	X	.	.	.	.	.	.
			GI, Feces qty reduced		.	X	.	.	X	.	.	X	.	.	.	.
			Appr, Thin		.	.	.	X	.	.	X	.	.	.	.	.
			Gen, Cold to touch		.	.	.	.	.	.	X	.	.	.	.	.
			Gen, Hunched Posture		.	.	.	X	.	.	X	.	.	.	.	.
			Gen, Lethargic		.	.	.	.	.	.	X	.	.	.	.	.
		294756	No Abnormalities Detected		.	.	X	.	.	X	.	.	.	.	.	.
			GI, Feces qty reduced		.	X	.	.	X	.	.	X	.	.	.	.
			Fur, Hair Loss	Surrounding the nose/snout	X	.	.	X	.	.	X	.	.	.	.	.
			Appr, Thin		X	.	.	X	.	.	X	.	.	.	.	.
			Gen, Hunched Posture		.	.	.	X	.	.	X	.	.	.	.	.
			Gen, Lethargic		.	.	.	.	.	.	X	.	.	.	.	.
		294757	No Abnormalities Detected		.	.	X	.	.	X	.	.	.	.	.	.
			GI, Feces qty reduced		.	X	.	.	X	.	.	X	.	.	.	.
			Appr, Thin		X	.	.	X	.	.	X	.	.	.	.	.
			Gen, Hunched Posture		.	.	.	X	.	.	X	.	.	.	.	.
			Gen, Lethargic		.	.	.	.	.	.	X	.	.	.	.	.

Severity Codes: X = Present

Table 11: Individual Observations (continued)

030947 - Fourteen-Day Diet Mix Pilot Study of Soil and Clay Target and Soil and Clay Target Extracts in Mice

Day numbers relative to Start Date

Group	Sex	Animal	Clinical Sign	Site	12	12 a.m.	12 p.m.	13	13 a.m.	13 p.m.	14	14 a.m.	14 p.m.	15	15 a.m.
8	f	294754	No Abnormalities Detected		.	.	.	.	.	.	.	.	.	.	.
			GI, Feces qty reduced		.	.	.	.	.	.	.	.	.	.	.
			Fur, Hair Loss	Thorax, ventral right	.	.	.	.	.	.	.	.	.	.	.
			Appr, Thin		.	.	.	.	.	.	.	.	.	.	.
			Gen, Hunched Posture		.	.	.	.	.	.	.	.	.	.	.
			Gen, Lethargic		.	.	.	.	.	.	.	.	.	.	.
		294755	No Abnormalities Detected		.	.	.	.	.	.	.	.	.	.	.
			GI, Feces qty reduced		.	.	.	.	.	.	.	.	.	.	.
			Appr, Thin		.	.	.	.	.	.	.	.	.	.	.
			Gen, Cold to touch		.	.	.	.	.	.	.	.	.	.	.
			Gen, Hunched Posture		.	.	.	.	.	.	.	.	.	.	.
			Gen, Lethargic		.	.	.	.	.	.	.	.	.	.	.
		294756	No Abnormalities Detected		.	.	.	.	.	.	.	.	.	.	.
			GI, Feces qty reduced		.	.	.	.	.	.	.	.	.	.	.
			Fur, Hair Loss	Surrounding the nose/snout	.	.	.	.	.	.	.	.	.	.	.
			Appr, Thin		.	.	.	.	.	.	.	.	.	.	.
			Gen, Hunched Posture		.	.	.	.	.	.	.	.	.	.	.
			Gen, Lethargic		.	.	.	.	.	.	.	.	.	.	.
		294757	No Abnormalities Detected		.	.	.	.	.	.	.	.	.	.	.
			GI, Feces qty reduced		.	.	.	.	.	.	.	.	.	.	.
			Appr, Thin		.	.	.	.	.	.	.	.	.	.	.
			Gen, Hunched Posture		.	.	.	.	.	.	.	.	.	.	.
			Gen, Lethargic		.	.	.	.	.	.	.	.	.	.	.

Severity Codes: X = Present

Table 12: Individual Body Weights

030947 - Fourteen-Day Diet Mix Pilot Study of Soil and Clay Target and Soil and Clay Target Extracts in Mice

Bodyweight (g)

Day numbers relative to Start Date

Group	Sex	Animal	-19	-16	-13	-9	-6	-5	-4	-3*	-2*	-1	1	2	3
1	f	294726	22.4	23.2	23.1	23.6	24.0	22.9	22.1	19.8	18.6	23.0	21.0	22.9	24.1
		294727	21.6	21.8	21.4	22.4	22.5	22.0	21.9	19.6	17.8	22.6	20.7	22.1	23.3
		294728	20.5	21.0	20.4	21.1	20.9	20.1	19.4	17.2	15.9	20.5	18.7	20.2	21.4
		294729	20.3	20.3	20.3	20.8	22.0	21.7	20.6	18.4	17.2	21.2	19.8	21.3	22.3
2	f	294730	21.8	21.7	22.0	22.4	22.4	21.6	21.2	20.9	18.9	21.5	20.7	22.1	23.7
		294731	22.2	22.7	22.0	22.5	23.5	22.3	21.5	21.1	19.3	22.8	20.5	22.4	24.0
		294732	20.4	21.0	21.5	22.5	21.5	21.3	20.8	20.6	18.4	21.5	20.9	22.6	23.2
		294733	21.0	21.7	21.3	21.5	21.8	21.3	21.1	21.5	19.2	22.4	20.9	22.2	23.0
3	f	294734	21.0	21.3	21.3	22.4	22.3	21.6	21.7	21.8	19.5	22.5	21.2	22.6	23.0
		294735	20.6	20.5	20.6	21.9	21.7	21.0	20.8	20.5	19.3	21.1	19.3	20.7	21.0
		294736	21.1	21.1	21.0	22.1	21.9	21.2	20.9	21.4	19.9	22.5	21.4	22.5	22.9
		294737	21.9	23.0	23.7	24.2	23.7	23.2	22.8	22.5	20.6	23.9	22.1	23.5	24.1
4	f	294738	20.4	20.9	21.0	21.6	22.0	20.9	19.5	20.4	18.6	20.9	19.4	21.0	20.9
		294739	20.4	21.4	21.5	22.0	22.2	21.3	19.3	20.7	19.3	22.9	21.9	22.5	21.7
		294740	20.8	20.8	21.0	21.7	21.4	20.3	19.0	20.4	18.8	21.6	20.5	20.9	21.2
		294741	20.9	22.0	22.0	23.1	22.6	21.7	21.0	21.9	19.8	22.7	21.4	22.2	22.3
5	f	294742	21.0	20.6	21.1	21.9	21.4	20.8	20.3	20.5	18.0	22.0	19.8	21.1	22.0
		294743	20.4	21.8	21.3	22.2	22.4	21.0	20.3	20.4	18.4	21.7	19.5	20.7	20.9
		294744	22.4	22.2	22.1	23.0	23.9	23.1	21.8	22.1	20.6	23.2	21.0	22.3	22.6
		294745	20.7	21.1	20.6	21.1	21.9	21.1	21.1	21.0	18.9	22.1	21.8	21.4	21.7
6	f	294746	22.5	22.7	22.8	23.3	23.2	22.4	22.5	22.5	19.7	23.1	21.3	22.6	22.9
		294747	20.7	21.9	22.1	22.2	22.5	21.9	21.5	21.4	19.7	22.3	20.8	22.2	22.7
		294748	20.8	20.7	20.9	21.8	21.5	21.1	21.4	21.2	19.8	21.9	20.9	21.6	21.7
		294749	20.5	21.8	21.3	21.9	22.0	21.1	21.0	20.7	18.5	22.3	20.4	21.6	22.0
7	f	294750	20.1	21.1	20.3	21.8	21.9	21.4	20.8	20.8	19.0	21.5	19.7	20.1	19.5
		294751	21.2	21.4	21.4	22.4	21.7	21.4	21.3	21.7	19.2	22.6	20.9	21.0	21.0
		294752	21.5	21.4	21.6	21.7	22.6	22.3	21.4	21.8	19.6	22.9	21.2	21.7	21.5
		294753	20.7	22.5	22.2	23.5	23.8	23.1	23.1	23.2	21.2	23.6	22.0	22.3	22.3
8	f	294754	20.4	21.6	21.7	21.8	22.9	20.7	20.2	20.3	18.5	21.3	19.4	20.3	19.6
		294755	21.6	21.6	21.6	22.4	22.5	20.6	21.2	21.8	19.8	22.7	21.6	21.5	20.6
		294756	20.9	21.2	20.8	21.7	21.7	21.5	20.2	19.8	18.3	20.8	18.5	19.1	18.6
		294757	21.1	21.2	20.9	21.5	22.1	20.6	20.4	20.2	17.7	21.8	19.2	19.9	19.4

* On Days -3 and Day -2, the animals did not have access to food due to improperly filled feeders.

Table 12: Individual Body Weights (continued)

030947 - Fourteen-Day Diet Mix Pilot Study of Soil and Clay Target and Soil and Clay Target Extracts in Mice

Bodyweight (g)

Day numbers relative to Start Date

Group	Sex	Animal	4	5	6	7	8	9	10	11	12	13	14	15
1	f	294726	24.5	24.7	25.1	25.7	25.4	24.9	25.4	25.4	25.8	25.2	25.1	26.1
		294727	23.1	23.2	23.7	24.1	24.1	23.9	23.5	23.4	23.8	23.3	23.1	23.6
		294728	22.8	22.6	23.4	23.8	23.9	23.7	23.6	23.2	22.9	23.2	23.4	23.1
		294729	22.9	22.5	23.2	23.4	22.9	22.6	23.2	22.8	22.7	22.9	22.7	22.9
2	f	294730	23.8	24.4	24.7	24.9	24.3	24.6	24.7	24.0	24.4	24.0	23.7	24.6
		294731	23.2	24.1	24.0	24.3	24.4	24.2	24.7	23.5	24.2	24.2	23.9	23.9
		294732	23.1	23.5	24.2	24.2	24.5	24.3	24.0	24.1	23.6	24.2	23.8	24.1
		294733	23.0	23.1	23.3	23.7	23.8	23.7	24.0	23.5	23.7	24.0	23.2	23.5
3	f	294734	23.7	24.0	24.3	24.3	24.0	23.8	24.1	24.0	23.6	23.8	23.3	23.8
		294735	21.6	21.5	21.8	22.2	22.2	22.6	21.8	22.0	22.1	22.1	22.1	22.2
		294736	23.5	23.4	23.4	23.8	23.9	24.4	24.7	24.4	24.8	24.8	24.7	24.6
		294737	24.7	25.5	26.0	26.3	26.3	26.4	26.5	26.6	26.9	26.6	26.5	26.4
4	f	294738	21.0	19.6	21.0	21.1	21.7	21.7	21.9	21.9	21.8	22.3	21.7	22.0
		294739	22.8	20.4	22.1	22.9	22.9	23.0	23.1	22.9	22.8	23.1	22.5	22.5
		294740	21.3	19.8	21.1	21.2	22.0	21.6	21.8	21.8	21.7	22.2	22.1	22.2
		294741	22.5	21.4	22.7	22.9	23.0	22.6	23.0	23.3	23.2	23.5	23.5	23.8
5	f	294742	22.0	22.1	22.5	21.9	21.9	21.3	21.2	21.3	20.8	21.3	21.0	21.5
		294743	21.7	21.6	21.7	21.3	22.0	22.2	22.0	21.2	21.1	21.1	20.9	20.8
		294744	22.2	22.3	22.7	23.3	23.0	22.9	22.3	22.2	21.7	22.3	22.1	22.3
		294745	21.4	21.8	22.3	21.7	22.0	22.0	22.0	22.2	21.8	22.1	21.7	21.8
6	f	294746	23.7	23.3	23.2	22.8	23.1	22.8	22.7	22.3	22.2	22.8	22.6	23.0
		294747	22.6	22.3	22.7	21.9	22.4	22.4	22.7	22.3	22.0	22.5	22.5	22.6
		294748	22.2	22.8	22.6	22.4	22.4	22.0	22.3	22.4	22.4	22.6	22.8	22.8
		294749	22.2	22.2	22.3	21.6	22.5	22.2	22.4	22.3	22.6	22.7	23.0	22.6
7	f	294750	19.6	19.7	19.6	19.4	19.5	18.9	19.1	18.5	18.5	18.1	17.8	18.0
		294751	20.7	21.2	20.5	20.4	20.1	19.9	19.5	19.1	18.8	18.6	18.3	18.2
		294752	21.2	20.9	21.1	20.9	21.2	20.7	20.6	19.8	19.4	19.3	18.5	18.8
		294753	22.2	22.9	22.9	22.3	22.1	21.5	21.0	20.7	20.7	20.6	20.3	20.0
8	f	294754	19.8	19.6	18.4	18.8	18.6	17.9	17.7	.	.	.	.	.
		294755	20.1	19.7	18.9	18.4	18.6	17.7	17.6	.	.	.	.	.
		294756	18.5	18.8	18.2	17.7	17.4	16.8	16.7	.	.	.	.	.
		294757	19.6	19.7	19.4	19.2	18.6	18.1	18.0	.	.	.	.	.

Table 13: Individual Body Weight Gains

030947 - Fourteen-Day Diet Mix Pilot Study of Soil and Clay Target and Soil and Clay Target Extracts in Mice

Bodyweight Gain (g)

Day numbers relative to Start Date

Group	Sex	Animal	Base Weight Day 1	From: / To:	-1 1	1 2	2 3	3 4	4 5	5 6	6 7	7 8	8 9	9 10	10 11	11 12	12 13
1	f	294726	21.0		-2.0	1.9	1.2	0.4	0.2	0.4	0.6	-0.3	-0.5	0.5	0.0	0.4	-0.6
		294727	20.7		-1.9	1.4	1.2	-0.2	0.1	0.5	0.4	0.0	-0.2	-0.4	-0.1	0.4	-0.5
		294728	18.7		-1.8	1.5	1.2	1.4	-0.2	0.8	0.4	0.1	-0.2	-0.1	-0.4	-0.3	0.3
		294729	19.8		-1.4	1.5	1.0	0.6	-0.4	0.7	0.2	-0.5	-0.3	0.6	-0.4	-0.1	0.2
2	f	294730	20.7		-0.8	1.4	1.6	0.1	0.6	0.3	0.2	-0.6	0.3	0.1	-0.7	0.4	-0.4
		294731	20.5		-2.3	1.9	1.6	-0.8	0.9	-0.1	0.3	0.1	-0.2	0.5	-1.2	0.7	0.0
		294732	20.9		-0.6	1.7	0.6	-0.1	0.4	0.7	0.0	0.3	-0.2	-0.3	0.1	-0.5	0.6
		294733	20.9		-1.5	1.3	0.8	0.0	0.1	0.2	0.4	0.1	-0.1	0.3	-0.5	0.2	0.3
3	f	294734	21.2		-1.3	1.4	0.4	0.7	0.3	0.3	0.0	-0.3	-0.2	0.3	-0.1	-0.4	0.2
		294735	19.3		-1.8	1.4	0.3	0.6	-0.1	0.3	0.4	0.0	0.4	-0.8	0.2	0.1	0.0
		294736	21.4		-1.1	1.1	0.4	0.6	-0.1	0.0	0.4	0.1	0.5	0.3	-0.3	0.4	0.0
		294737	22.1		-1.8	1.4	0.6	0.6	0.8	0.5	0.3	0.0	0.1	0.1	0.1	0.3	-0.3
4	f	294738	19.4		-1.5	1.6	-0.1	0.1	-1.4	1.4	0.1	0.6	0.0	0.2	0.0	-0.1	0.5
		294739	21.9		-1.0	0.6	-0.8	1.1	-2.4	1.7	0.8	0.0	0.1	0.1	-0.2	-0.1	0.3
		294740	20.5		-1.1	0.4	0.3	0.1	-1.5	1.3	0.1	0.8	-0.4	0.2	0.0	-0.1	0.5
		294741	21.4		-1.3	0.8	0.1	0.2	-1.1	1.3	0.2	0.1	-0.4	0.4	0.3	-0.1	0.3
5	f	294742	19.8		-2.2	1.3	0.9	0.0	0.1	0.4	-0.6	0.0	-0.6	-0.1	0.1	-0.5	0.5
		294743	19.5		-2.2	1.2	0.2	0.8	-0.1	0.1	-0.4	0.7	0.2	-0.2	-0.8	-0.1	0.0
		294744	21.0		-2.2	1.3	0.3	-0.4	0.1	0.4	0.6	-0.3	-0.1	-0.6	-0.1	-0.5	0.6
		294745	21.8		-0.3	-0.4	0.3	-0.3	0.4	0.5	-0.6	0.3	0.0	0.0	0.2	-0.4	0.3
6	f	294746	21.3		-1.8	1.3	0.3	0.8	-0.4	-0.1	-0.4	0.3	-0.3	-0.1	-0.4	-0.1	0.6
		294747	20.8		-1.5	1.4	0.5	-0.1	-0.3	0.4	-0.8	0.5	0.0	0.3	-0.4	-0.3	0.5
		294748	20.9		-1.0	0.7	0.1	0.5	0.6	-0.2	-0.2	0.0	-0.4	0.3	0.1	0.0	0.2
		294749	20.4		-1.9	1.2	0.4	0.2	0.0	0.1	-0.7	0.9	-0.3	0.2	-0.1	0.3	0.1
7	f	294750	19.7		-1.8	0.4	-0.6	0.1	0.1	-0.1	-0.2	0.1	-0.6	0.2	-0.6	0.0	-0.4
		294751	20.9		-1.7	0.1	0.0	-0.3	0.5	-0.7	-0.1	-0.3	-0.2	-0.4	-0.4	-0.3	-0.2
		294752	21.2		-1.7	0.5	-0.2	-0.3	-0.3	0.2	-0.2	0.3	-0.5	-0.1	-0.8	-0.4	-0.1
		294753	22.0		-1.6	0.3	0.0	-0.1	0.7	0.0	-0.6	-0.2	-0.6	-0.5	-0.3	0.0	-0.1
8	f	294754	19.4		-1.9	0.9	-0.7	0.2	-0.2	-1.2	0.4	-0.2	-0.7	-0.2	.	.	.
		294755	21.6		-1.1	-0.1	-0.9	-0.5	-0.4	-0.8	-0.5	0.2	-0.9	-0.1	.	.	.
		294756	18.5		-2.3	0.6	-0.5	-0.1	0.3	-0.6	-0.5	-0.3	-0.6	-0.1	.	.	.
		294757	19.2		-2.6	0.7	-0.5	0.2	0.1	-0.3	-0.2	-0.6	-0.5	-0.1	.	.	.

Table 13: Individual Body Weight Gains (continued)

030947 - Fourteen-Day Diet Mix Pilot Study of Soil and Clay Target and Soil and Clay Target Extracts in Mice

Bodyweight Gain (g)

Day numbers relative to Start Date

Group	Sex	Animal	Base Weight Day 1	From: 13 To: 14	14 15	Abs Gain 1 15
1	f	294726	21.0	-0.1	1.0	5.1
		294727	20.7	-0.2	0.5	2.9
		294728	18.7	0.2	-0.3	4.4
		294729	19.8	-0.2	0.2	3.1
2	f	294730	20.7	-0.3	0.9	3.9
		294731	20.5	-0.3	0.0	3.4
		294732	20.9	-0.4	0.3	3.2
		294733	20.9	-0.8	0.3	2.6
3	f	294734	21.2	-0.5	0.5	2.6
		294735	19.3	0.0	0.1	2.9
		294736	21.4	-0.1	-0.1	3.2
		294737	22.1	-0.1	-0.1	4.3
4	f	294738	19.4	-0.6	0.3	2.6
		294739	21.9	-0.6	0.0	0.6
		294740	20.5	-0.1	0.1	1.7
		294741	21.4	0.0	0.3	2.4
5	f	294742	19.8	-0.3	0.5	1.7
		294743	19.5	-0.2	-0.1	1.3
		294744	21.0	-0.2	0.2	1.3
		294745	21.8	-0.4	0.1	0.0
6	f	294746	21.3	-0.2	0.4	1.7
		294747	20.8	0.0	0.1	1.8
		294748	20.9	0.2	0.0	1.9
		294749	20.4	0.3	-0.4	2.2
7	f	294750	19.7	-0.3	0.2	-1.7
		294751	20.9	-0.3	-0.1	-2.7
		294752	21.2	-0.8	0.3	-2.4
		294753	22.0	-0.3	-0.3	-2.0
8	f	294754	19.4	.	.	.
		294755	21.6	.	.	.
		294756	18.5	.	.	.
		294757	19.2	.	.	.

Table 14: Individual Food Consumption

030947 - Fourteen-Day Diet Mix Pilot Study of Soil and Clay Target and Soil and Clay Target Extracts in Mice

Food Consumption (g/animal/day)

Day numbers relative to Start Date

Group	Sex	Animal	From: / To:	-6 / -5	-5 / -4	-4* / -3	-3* / -2	-2 / -1	-1 / 1	1 / 2	2 / 3	3 / 4	4 / 5
1	f	294726		2.9	2.9	0.9	0.0	4.2	3.8	5.9	5.8	5.6	4.6
		294727		2.9	2.9	0.9	0.0	4.2	3.8	5.9	5.8	5.6	4.6
		294728		2.9	2.9	0.9	0.0	4.2	3.8	5.9	5.8	5.6	4.6
		294729		2.9	2.9	0.9	0.0	4.2	3.8	5.9	5.8	5.6	4.6
2	f	294730		3.0	3.1	3.5	0.4	4.4	3.8	5.3	5.3	4.4	4.4
		294731		3.0	3.1	3.5	0.4	4.4	3.8	5.3	5.3	4.4	4.4
		294732		3.0	3.1	3.5	0.4	4.4	3.8	5.3	5.3	4.4	4.4
		294733		3.0	3.1	3.5	0.4	4.4	3.8	5.3	5.3	4.4	4.4
3	f	294734		3.4	3.5	3.5	0.9	4.4	3.6	5.3	4.8	4.7	4.3
		294735		3.4	3.5	3.5	0.9	4.4	3.6	5.3	4.8	4.7	4.3
		294736		3.4	3.5	3.5	0.9	4.4	3.6	5.3	4.8	4.7	4.3
		294737		3.4	3.5	3.5	0.9	4.4	3.6	5.3	4.8	4.7	4.3
4	f	294738		2.6	1.8	4.0	1.1	4.5	3.7	4.7	3.5	4.1	1.6
		294739		2.6	1.8	4.0	1.1	4.5	3.7	4.7	3.5	4.1	1.6
		294740		2.6	1.8	4.0	1.1	4.5	3.7	4.7	3.5	4.1	1.6
		294741		2.6	1.8	4.0	1.1	4.5	3.7	4.7	3.5	4.1	1.6
5	f	294742		3.1	3.5	3.9	0.8	4.8	3.7	4.8	5.1	4.4	4.4
		294743		3.1	3.5	3.9	0.8	4.8	3.7	4.8	5.1	4.4	4.4
		294744		3.1	3.5	3.9	0.8	4.8	3.7	4.8	5.1	4.4	4.4
		294745		3.1	3.5	3.9	0.8	4.8	3.7	4.8	5.1	4.4	4.4
6	f	294746		3.0	3.7	3.2	0.7	3.9	3.7	4.2	3.7	3.4	3.4
		294747		3.0	3.7	3.2	0.7	3.9	3.7	4.2	3.7	3.4	3.4
		294748		3.0	3.7	3.2	0.7	3.9	3.7	4.2	3.7	3.4	3.4
		294749		3.0	3.7	3.2	0.7	3.9	3.7	4.2	3.7	3.4	3.4
7	f	294750		3.6	3.7	4.1	0.9	4.4	3.6	3.4	2.8	2.7	2.9
		294751		3.6	3.7	4.1	0.9	4.4	3.6	3.4	2.8	2.7	2.9
		294752		3.6	3.7	4.1	0.9	4.4	3.6	3.4	2.8	2.7	2.9
		294753		3.6	3.7	4.1	0.9	4.4	3.6	3.4	2.8	2.7	2.9
8	f	294754		2.9	3.5	3.7	0.7	4.3	3.7	2.2	2.0	2.1	2.0
		294755		2.9	3.5	3.7	0.7	4.3	3.7	2.2	2.0	2.1	2.0
		294756		2.9	3.5	3.7	0.7	4.3	3.7	2.2	2.0	2.1	2.0
		294757		2.9	3.5	3.7	0.7	4.3	3.7	2.2	2.0	2.1	2.0

* For Days -4 to -3 and -3 to -2, low values, due to improperly filled feeders, was the result of animals not having access to food on these days.

Table 14: Individual Food Consumption (continued)

030947 - Fourteen-Day Diet Mix Pilot Study of Soil and Clay Target and Soil and Clay Target Extracts in Mice

Food Consumption (g/animal/day)

Day numbers relative to Start Date

Group	Sex	Animal	From: / To:	5 / 6	6 / 7	7 / 8	8 / 9	9 / 10	10 / 11	11 / 12	12 / 13	13 / 14	14 / 15
1	f	294726		5.5	4.3	3.7	3.5	3.5	3.7	3.6	3.5	3.3	3.9
		294727		5.5	4.3	3.7	3.5	3.5	3.7	3.6	3.5	3.3	3.9
		294728		5.5	4.3	3.7	3.5	3.5	3.7	3.6	3.5	3.3	3.9
		294729		5.5	4.3	3.7	3.5	3.5	3.7	3.6	3.5	3.3	3.9
2	f	294730		4.3	3.9	3.2	3.2	3.0	2.9	3.2	3.0	2.9	3.3
		294731		4.3	3.9	3.2	3.2	3.0	2.9	3.2	3.0	2.9	3.3
		294732		4.3	3.9	3.2	3.2	3.0	2.9	3.2	3.0	2.9	3.3
		294733		4.3	3.9	3.2	3.2	3.0	2.9	3.2	3.0	2.9	3.3
3	f	294734		4.5	4.0	3.6	3.8	3.5	3.6	3.5	3.3	3.4	3.2
		294735		4.5	4.0	3.6	3.8	3.5	3.6	3.5	3.3	3.4	3.2
		294736		4.5	4.0	3.6	3.8	3.5	3.6	3.5	3.3	3.4	3.2
		294737		4.5	4.0	3.6	3.8	3.5	3.6	3.5	3.3	3.4	3.2
4	f	294738		4.8	4.0	4.2	3.6	3.7	3.6	3.4	3.6	3.2	3.5
		294739		4.8	4.0	4.2	3.6	3.7	3.6	3.4	3.6	3.2	3.5
		294740		4.8	4.0	4.2	3.6	3.7	3.6	3.4	3.6	3.2	3.5
		294741		4.8	4.0	4.2	3.6	3.7	3.6	3.4	3.6	3.2	3.5
5	f	294742		3.8	3.5	4.0	3.6	3.3	3.4	3.1	3.6	3.5	3.7
		294743		3.8	3.5	4.0	3.6	3.3	3.4	3.1	3.6	3.5	3.7
		294744		3.8	3.5	4.0	3.6	3.3	3.4	3.1	3.6	3.5	3.7
		294745		3.8	3.5	4.0	3.6	3.3	3.4	3.1	3.6	3.5	3.7
6	f	294746		3.2	2.6	3.2	2.7	3.0	2.8	2.7	3.1	3.0	3.1
		294747		3.2	2.6	3.2	2.7	3.0	2.8	2.7	3.1	3.0	3.1
		294748		3.2	2.6	3.2	2.7	3.0	2.8	2.7	3.1	3.0	3.1
		294749		3.2	2.6	3.2	2.7	3.0	2.8	2.7	3.1	3.0	3.1
7	f	294750		2.6	2.0	2.5	1.9	1.8	2.0	1.7	2.0	2.1	2.2
		294751		2.6	2.0	2.5	1.9	1.8	2.0	1.7	2.0	2.1	2.2
		294752		2.6	2.0	2.5	1.9	1.8	2.0	1.7	2.0	2.1	2.2
		294753		2.6	2.0	2.5	1.9	1.8	2.0	1.7	2.0	2.1	2.2
8	f	294754		2.4	2.2	2.1	2.0	2.0	.	.	.	.	.
		294755		2.4	2.2	2.1	2.0	2.0	.	.	.	.	.
		294756		2.4	2.2	2.1	2.0	2.0	.	.	.	.	.
		294757		2.4	2.2	2.1	2.0	2.0	.	.	.	.	.

Table 15: Individual Necropsy Observations

030947 - Fourteen-Day Diet Mix Pilot Study of Soil and Clay Target and Soil and Clay Target Extracts in Mice

Group: 8 Sex: Female

Animal Ref.	Mode Of Death	Death Day	Death (Week)	Observation(s)
294754	Killed Moribund	10	(2)	No Visible Lesions
294755	Killed Moribund	10	(2)	No Visible Lesions
294756	Killed Moribund	10	(2)	No Visible Lesions
294757	Killed Moribund	10	(2)	No Visible Lesions

APPENDIX A

Test Article Information

Clean Sample (Lot 1304777-07A) 100
Benzo(a)pyrene B(a)P (Lot SLBF45S3V) 101
Soil Test Articles (Lot 1304777-01A) 102
Soil Test Article Extract (Lot 1304777-04A) 103
Fragment Article (Lot 1304777-08A) 104
Fragment Article Extract (Lot 1304777-11A) 105

ALS Environmental

Date: *24-Jan-14*

Client: ARCADIS U.S., Inc.
Project: Foster Pilot Study
Sample ID: Clean Sample
Collection Date: 1/24/2013 04:40 PM

Work Order: 1304777
Lab ID: 1304777-07
Matrix: SOIL

Analyses	Result	Report Limit	Units	Dilution Factor	Date Prep	Date Analyzed
PAHS		**SW8270**		SW3541		Analyst **ACN**
Acenaphthene	*ND*	*170*	*µg/Kg*	1	1/16/2014	1/17/2014
Acenaphthylene	*ND*	*170*	*µg/Kg*	1	1/16/2014	1/17/2014
Anthracene	*ND*	*170*	*µg/Kg*	1	1/16/2014	1/17/2014
Benz(a)anthracene	*ND*	*170*	*µg/Kg*	1	1/16/2014	1/17/2014
Benzo(a)pyrene	*ND*	*170*	*µg/Kg*	1	1/16/2014	1/17/2014
Benzo(b)fluoranthene	*ND*	*170*	*µg/Kg*	1	1/16/2014	1/17/2014
Benzo(g,h,i)perylene	*ND*	*170*	*µg/Kg*	1	1/16/2014	1/17/2014
Benzo(k)fluoranthene	*ND*	*170*	*µg/Kg*	1	1/16/2014	1/17/2014
Chrysene	*ND*	*170*	*µg/Kg*	1	1/16/2014	1/17/2014
Dibenz(a,h)anthracene	*ND*	*170*	*µg/Kg*	1	1/16/2014	1/17/2014
Fluoranthene	*ND*	*170*	*µg/Kg*	1	1/16/2014	1/17/2014
Fluorene	*ND*	*170*	*µg/Kg*	1	1/16/2014	1/17/2014
Indeno(1,2,3-cd)pyrene	*ND*	*170*	*µg/Kg*	1	1/16/2014	1/17/2014
Naphthalene	*ND*	*170*	*µg/Kg*	1	1/16/2014	1/17/2014
Phenanthrene	*ND*	*170*	*µg/Kg*	1	1/16/2014	1/17/2014
Pyrene	*ND*	*170*	*µg/Kg*	1	1/16/2014	1/17/2014

Total Sample Weight: 456g
Particle Size: <250um

AR Page 1 of 1

SIGMA-ALDRICH® sigma-aldrich.com

3050 Spruce Street, Saint Louis, MO 63103, USA
Website: www.sigmaaldrich.com
Email USA: techserv@sial.com
Outside USA: eurtechserv@sial.com

Certificate of Analysis

Product Name:
Benzo[a]pyrene – ≥96% (HPLC)

Product Number:	**B1760**
Batch Number:	**SLBF4553V**
Brand:	SIGMA
CAS Number:	50-32-8
MDL Number:	MFCD00003602
Formula:	C20H12
Formula Weight:	252.31 g/mol
Quality Release Date:	07 DEC 2012
Recommended Retest Date:	DEC 2016

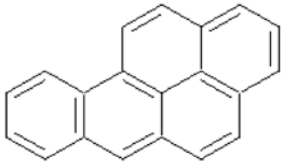

Test	Specification	Result
Appearance (Color) Light Yellow to Yellow-Green, Yellow-Brown, or Yellow-Orange	Light Yellow to Yellow-Green, Yellow-Orange	Yellow
Appearance (Form)	Powder	Powder
Solubility (Color) Light Yellow to Yellow-Green, Yellow-Brown, or Yellow-Orange	Light Yellow to Yellow-Green, Yellow-Orange	Yellow
Solubility (Turbidity) 50 mg/mL, CHCl3	Clear	Clear
Purity (HPLC)	≥ 96 %	97 %

Rodney Burbach, Manager
Analytical Services
St. Louis, Missouri US

Sigma-Aldrich warrants, that at the time of the quality release or subsequent retest date this product conformed to the information contained in this publication. The current Specification sheet may be available at Sigma-Aldrich.com. For further inquiries, please contact Technical Service. Purchaser must determine the suitability of the product for its particular use. See reverse side of invoice or packing slip for additional terms and conditions of sale.

Version Number: 1 Page 1 of 1

ALS Environmental

Date: *24-Jan-14*

Client: ARCADIS U.S., Inc.
Project: Foster Pilot Study
Sample ID: Test Article Soil Sample
Collection Date: 1/24/2013 04:40 PM

Work Order: 1304777
Lab ID: 1304777-01/02/03
Matrix: SOIL

Analyses	Avg. Result	Report Limit	Units	Dilution Factor	Date Prep	Date Analyzed
PAHS		**SW8270**		SW3541		Analyst **ACN**
Acenaphthene	*10,000*	*8,400*	*µg/Kg*	10	1/16/2014	1/17/2014
Acenaphthylene	*ND*	*8,400*	*µg/Kg*	10	1/16/2014	1/17/2014
Anthracene	*43,000*	*8,400*	*µg/Kg*	10	1/16/2014	1/17/2014
Benz(a)anthracene	*230,000*	*8,400*	*µg/Kg*	10	1/16/2014	1/17/2014
Benzo(a)pyrene	*250,000*	*8,400*	*µg/Kg*	10	1/16/2014	1/17/2014
Benzo(b)fluoranthene	*300,000*	*42,000*	*µg/Kg*	50	1/16/2014	1/19/2014
Benzo(g,h,i)perylene	*200,000*	*8,400*	*µg/Kg*	10	1/16/2014	1/17/2014
Benzo(k)fluoranthene	*86,000*	*8,400*	*µg/Kg*	10	1/16/2014	1/17/2014
Chrysene	*250,000*	*8,400*	*µg/Kg*	10	1/16/2014	1/17/2014
Dibenz(a,h)anthracene	*44,000*	*8,400*	*µg/Kg*	10	1/16/2014	1/17/2014
Fluoranthene	*410,000*	*42,000*	*µg/Kg*	50	1/16/2014	1/19/2014
Fluorene	*ND*	*8,400*	*µg/Kg*	10	1/16/2014	1/17/2014
Indeno(1,2,3-cd)pyrene	*220,000*	*8,400*	*µg/Kg*	10	1/16/2014	1/17/2014
Naphthalene	*ND*	*8,400*	*µg/Kg*	10	1/16/2014	1/17/2014
Phenanthrene	*200,000*	*8,400*	*µg/Kg*	10	1/16/2014	1/17/2014
Pyrene	*400,000*	*42,000*	*µg/Kg*	50	1/16/2014	1/19/2014

Total Sample Weight: 1056g
Particle size: <250um

AR Page 1 of 1

ALS Environmental

Date: *24-Jan-14*

Client: ARCADIS U.S., Inc.
Project: Foster Pilot Study
Sample ID: Test Article Acetone Extract
Collection Date: 1/24/2013 04:40 PM

Work Order: 1304777
Lab ID: 1304777-04/05/06
Matrix: EXTRACT

Analyses	Avg.Result	Report Limit	Units	Dilution Factor	Date Prep	Date Analyzed
PAHS		**SW8270**		SW3510		Analyst **ACN**
Acenaphthene	*ND*	*50,000*	*µg/L*	10	1/16/2014	1/22/2014
Acenaphthylene	*ND*	*50,000*	*µg/L*	10	1/16/2014	1/22/2014
Anthracene	*94,000*	*50,000*	*µg/L*	10	1/16/2014	1/22/2014
Benz(a)anthracene	*520,000*	*50,000*	*µg/L*	10	1/16/2014	1/22/2014
Benzo(a)pyrene	*590,000*	*50,000*	*µg/L*	10	1/16/2014	1/22/2014
Benzo(b)fluoranthene	*750,000*	*50,000*	*µg/L*	10	1/16/2014	1/22/2014
Benzo(g,h,i)perylene	*420,000*	*50,000*	*µg/L*	10	1/16/2014	1/22/2014
Benzo(k)fluoranthene	*290,000*	*50,000*	*µg/L*	10	1/16/2014	1/22/2014
Chrysene	*570,000*	*50,000*	*µg/L*	10	1/16/2014	1/22/2014
Dibenz(a,h)anthracene	*75,000*	*50,000*	*µg/L*	10	1/16/2014	1/22/2014
Fluoranthene	*890,000*	*50,000*	*µg/L*	10	1/16/2014	1/22/2014
Fluorene	*ND*	*50,000*	*µg/L*	10	1/16/2014	1/22/2014
Indeno(1,2,3-cd)pyrene	*460,000*	*50,000*	*µg/L*	10	1/16/2014	1/22/2014
Naphthalene	*ND*	*50,000*	*µg/L*	10	1/16/2014	1/22/2014
Phenanthrene	*450,000*	*50,000*	*µg/L*	10	1/16/2014	1/22/2014
Pyrene	*830,000*	*50,000*	*µg/L*	10	1/16/2014	1/22/2014

Total Sample Volume: 104 mL in Acetone

AR Page 1 of 1

ALS Environmental

Date: *24-Jan-14*

Client: ARCADIS U.S., Inc.
Project: Foster Pilot Study
Sample ID: Fragment Article Sample
Collection Date: 1/24/2013 04:40 PM

Work Order: 1304777
Lab ID: 1304777-08/09/10
Matrix: SOIL

Analyses	Avg.Result	Report Limit	Units	Dilution Factor	Date Prep	Date Analyzed
PAHS		**SW8270**		SW3541		Analyst **ACN**
Acenaphthene	*55,000*	*30,000*	*µg/Kg*	10	1/16/2014	1/19/2014
Acenaphthylene	*ND*	*30,000*	*µg/Kg*	10	1/16/2014	1/19/2014
Anthracene	*230,000*	*30,000*	*µg/Kg*	10	1/16/2014	1/19/2014
Benz(a)anthracene	*1,100,000*	*150,000*	*µg/Kg*	50	1/16/2014	1/19/2014
Benzo(a)pyrene	*1,200,000*	*150,000*	*µg/Kg*	50	1/16/2014	1/19/2014
Benzo(b)fluoranthene	*1,500,000*	*150,000*	*µg/Kg*	50	1/16/2014	1/19/2014
Benzo(g,h,i)perylene	*900,000*	*30,000*	*µg/Kg*	10	1/16/2014	1/19/2014
Benzo(k)fluoranthene	*390,000*	*30,000*	*µg/Kg*	10	1/16/2014	1/19/2014
Chrysene	*1,200,000*	*150,000*	*µg/Kg*	50	1/16/2014	1/19/2014
Dibenz(a,h)anthracene	*160,000*	*30,000*	*µg/Kg*	10	1/16/2014	1/19/2014
Fluoranthene	*2,000,000*	*150,000*	*µg/Kg*	50	1/16/2014	1/19/2014
Fluorene	*45,000*	*30,000*	*µg/Kg*	10	1/16/2014	1/19/2014
Indeno(1,2,3-cd)pyrene	*950,000*	*30,000*	*µg/Kg*	10	1/16/2014	1/19/2014
Naphthalene	*ND*	*30,000*	*µg/Kg*	10	1/16/2014	1/19/2014
Phenanthrene	*950,000*	*30,000*	*µg/Kg*	10	1/16/2014	1/19/2014
Pyrene	*1,700,000*	*150,000*	*µg/Kg*	50	1/16/2014	1/19/2014

Total Sample Weight: 447g
Particle Size: 50-250um

AR Page 1 of 1

ALS Environmental

Date: *24-Jan-14*

Client: ARCADIS U.S., Inc.
Project: Foster Pilot Study
Sample ID: Fragment Article Extract
Collection Date: 1/24/2013 04:40 PM

Work Order: 1304777
Lab ID: 1304777-11/12/13
Matrix: EXTRACT

Analyses	Avg.Result	Report Limit	Units	Dilution Factor	Date Prep	Date Analyzed
PAHS		**SW8270**		SW3510		Analyst **ACN**
Acenaphthene	*58,000*	*50,000*	*µg/L*	10	1/16/2014	1/22/2014
Acenaphthylene	*ND*	*50,000*	*µg/L*	10	1/16/2014	1/22/2014
Anthracene	*230,000*	*50,000*	*µg/L*	10	1/16/2014	1/22/2014
Benz(a)anthracene	*1,100,000*	*50,000*	*µg/L*	10	1/16/2014	1/22/2014
Benzo(a)pyrene	*1,100,000*	*50,000*	*µg/L*	10	1/16/2014	1/22/2014
Benzo(b)fluoranthene	*1,500,000*	*50,000*	*µg/L*	10	1/16/2014	1/22/2014
Benzo(g,h,i)perylene	*740,000*	*50,000*	*µg/L*	10	1/16/2014	1/22/2014
Benzo(k)fluoranthene	*350,000*	*50,000*	*µg/L*	10	1/16/2014	1/22/2014
Chrysene	*1,100,000*	*50,000*	*µg/L*	10	1/16/2014	1/22/2014
Dibenz(a,h)anthracene	*120,000*	*50,000*	*µg/L*	10	1/16/2014	1/22/2014
Fluoranthene	*2,000,000*	*200,000*	*µg/L*	40	1/16/2014	1/22/2014
Fluorene	*ND*	*50,000*	*µg/L*	10	1/16/2014	1/22/2014
Indeno(1,2,3-cd)pyrene	*810,000*	*50,000*	*µg/L*	10	1/16/2014	1/22/2014
Naphthalene	*ND*	*50,000*	*µg/L*	10	1/16/2014	1/22/2014
Phenanthrene	*940,000*	*50,000*	*µg/L*	10	1/16/2014	1/22/2014
Pyrene	*1,900,000*	*200,000*	*µg/L*	40	1/16/2014	1/22/2014

Total Sample Volume: 104 mL in Acetone

AR Page 1 of 1

APPENDIX B

Dose Analysis

13-Mar-2014

Glenn Hoeger
ARCADIS U.S., Inc.
One South Church Avenue, Suite 1120
Tucson, AZ 85701

Tel: (520) 629-8282
Fax: (520) 620-6476

Re: Foster Pilot Study Work Order: **14030085**

Dear Glenn,

ALS Environmental received 22 samples on 28-Feb-2014 09:20 AM for the analyses presented in the following report.

The analytical data provided relates directly to the samples received by ALS Environmental and for only the analyses requested. Results are expressed as "as received" unless otherwise noted.

QC sample results for this data met EPA or laboratory specifications except as noted in the Case Narrative or as noted with qualifiers in the QC batch information. Should this laboratory report need to be reproduced, it should be reproduced in full unless written approval has been obtained by ALS Environmental. Samples will be disposed in 30 days unless storage arrangements are made.

The total number of pages in this report is 25.

If you have any questions regarding this report, please feel free to call me.

Sincerely,

Bethany McDaniel

Electronically approved by: Jumoke M. Lawal

Bethany McDaniel
Project Manager

Certificate No: T104704231-13-12

Client: ARCADIS U.S., Inc.
Project: Foster Pilot Study
Work Order: **14030085**

Work Order Sample Summary

Lab Samp ID	Client Sample ID	Matrix	Tag Number	Collection Date	Date Received	Hold
14030085-01	13-Top	Solid		2/27/2014	2/28/2014 09:20	☐
14030085-02	15-Middle	Solid		2/27/2014	2/28/2014 09:20	☐
14030085-03	17-Bottom	Solid		2/27/2014	2/28/2014 09:20	☐
14030085-04	19-Top	Solid		2/27/2014	2/28/2014 09:20	☐
14030085-05	21-Middle	Solid		2/27/2014	2/28/2014 09:20	☐
14030085-06	23-Bottom	Solid		2/27/2014	2/28/2014 09:20	☐
14030085-07	25-Top	Solid		2/27/2014	2/28/2014 09:20	☐
14030085-08	27--Middle	Solid		2/27/2014	2/28/2014 09:20	☐
14030085-09	29-Bottom	Solid		2/27/2014	2/28/2014 09:20	☐
14030085-10	31-Top	Solid		2/27/2014	2/28/2014 09:20	☐
14030085-11	33-Middle	Solid		2/27/2014	2/28/2014 09:20	☐
14030085-12	35-Bottom	Solid		2/27/2014	2/28/2014 09:20	☐
14030085-13	37-Top	Solid		2/27/2014	2/28/2014 09:20	☐
14030085-14	39-Middle	Solid		2/27/2014	2/28/2014 09:20	☐
14030085-15	41-Bottom	Solid		2/27/2014	2/28/2014 09:20	☐
14030085-16	43-Top	Solid		2/27/2014	2/28/2014 09:20	☐
14030085-17	45-Middle	Solid		2/27/2014	2/28/2014 09:20	☐
14030085-18	47-Bottom	Solid		2/27/2014	2/28/2014 09:20	☐
14030085-19	49-Top	Solid		2/27/2014	2/28/2014 09:20	☐
14030085-20	51-Middle	Solid		2/27/2014	2/28/2014 09:20	☐
14030085-21	53-Bottom	Solid		2/27/2014	2/28/2014 09:20	☐
14030085-22	55	Solid		2/27/2014	2/28/2014 09:20	☐

Client: ARCADIS U.S., Inc.
Project: Foster Pilot Study
Work Order: 14030085

Case Narrative

Batch 77275, PAHs by Method SW8270, Sample "45-Middle": Surrogate recovery, 4-Terphenyl-d14, was above the control limits.

Batch 77275, PAHs by Method SW8270, Insufficient sample to perform MS/MSD. LCS/LCSD provided as batch quality control.

Batch 77275, PAHs by Method SW8270: Low area counts for all internal standards in all samples except "41-Bottom" and "45-Middle". Sample re-ran with simlilar results.

Batch 77275, PAHs by Method SW8270: Sample "41-Bottom" had low area counts for all internal standards except Chrysene-d12.

Batch 77275, PAHs by Method SW8270: Sample "45-Middle" had low area counts for all internal standards except Phenanthrene-d12.

ALS Environmental

Date: *13-Mar-14*

Client: ARCADIS U.S., Inc.
Project: Foster Pilot Study
Work Order: 14030085
Sample ID: 19-Top
Lab ID: 14030085-04
Collection Date: 2/27/2014
Matrix: SOLID

Analyses	Result	Qual	Report Limit	Units	Dilution Factor	Date Prep	Date Analyzed
PAHS			**SW8270**		SW3541		Analyst: **ACN**
Acenaphthene	ND		2,000	µg/Kg	1	3/10/2014	3/11/2014 02:12 PM
Acenaphthylene	ND		2,000	µg/Kg	1	3/10/2014	3/11/2014 02:12 PM
Anthracene	ND		2,000	µg/Kg	1	3/10/2014	3/11/2014 02:12 PM
Benz(a)anthracene	ND		2,000	µg/Kg	1	3/10/2014	3/11/2014 02:12 PM
Benzo(a)pyrene	**14,000**		**2,000**	**µg/Kg**	1	3/10/2014	3/11/2014 02:12 PM
Benzo(b)fluoranthene	ND		2,000	µg/Kg	1	3/10/2014	3/11/2014 02:12 PM
Benzo(g,h,i)perylene	ND		2,000	µg/Kg	1	3/10/2014	3/11/2014 02:12 PM
Benzo(k)fluoranthene	ND		2,000	µg/Kg	1	3/10/2014	3/11/2014 02:12 PM
Chrysene	ND		2,000	µg/Kg	1	3/10/2014	3/11/2014 02:12 PM
Dibenz(a,h)anthracene	ND		2,000	µg/Kg	1	3/10/2014	3/11/2014 02:12 PM
Fluoranthene	ND		2,000	µg/Kg	1	3/10/2014	3/11/2014 02:12 PM
Fluorene	ND		2,000	µg/Kg	1	3/10/2014	3/11/2014 02:12 PM
Indeno(1,2,3-cd)pyrene	ND		2,000	µg/Kg	1	3/10/2014	3/11/2014 02:12 PM
Naphthalene	ND		2,000	µg/Kg	1	3/10/2014	3/11/2014 02:12 PM
Phenanthrene	ND		2,000	µg/Kg	1	3/10/2014	3/11/2014 02:12 PM
Pyrene	ND		2,000	µg/Kg	1	3/10/2014	3/11/2014 02:12 PM
Surr: 2-Fluorobiphenyl	*60.1*		*43-125*	*%REC*	1	3/10/2014	3/11/2014 02:12 PM
Surr: 4-Terphenyl-d14	*68.7*		*32-125*	*%REC*	1	3/10/2014	3/11/2014 02:12 PM
Surr: Nitrobenzene-d5	*56.3*		*37-125*	*%REC*	1	3/10/2014	3/11/2014 02:12 PM

Note: See Qualifiers Page for a list of qualifiers and their explanation.

ALS Environmental

Date: *13-Mar-14*

Client: ARCADIS U.S., Inc.
Project: Foster Pilot Study
Work Order: 14030085
Sample ID: 21-Middle
Lab ID: 14030085-05
Collection Date: 2/27/2014
Matrix: SOLID

Analyses	Result	Qual	Report Limit	Units	Dilution Factor	Date Prep	Date Analyzed
PAHS			**SW8270**		SW3541		Analyst: **ACN**
Acenaphthene	ND		2,000	µg/Kg	1	3/10/2014	3/12/2014 01:01 PM
Acenaphthylene	ND		2,000	µg/Kg	1	3/10/2014	3/12/2014 01:01 PM
Anthracene	ND		2,000	µg/Kg	1	3/10/2014	3/12/2014 01:01 PM
Benz(a)anthracene	ND		2,000	µg/Kg	1	3/10/2014	3/12/2014 01:01 PM
Benzo(a)pyrene	**20,000**		**2,000**	**µg/Kg**	1	3/10/2014	3/12/2014 01:01 PM
Benzo(b)fluoranthene	ND		2,000	µg/Kg	1	3/10/2014	3/12/2014 01:01 PM
Benzo(g,h,i)perylene	ND		2,000	µg/Kg	1	3/10/2014	3/12/2014 01:01 PM
Benzo(k)fluoranthene	ND		2,000	µg/Kg	1	3/10/2014	3/12/2014 01:01 PM
Chrysene	ND		2,000	µg/Kg	1	3/10/2014	3/12/2014 01:01 PM
Dibenz(a,h)anthracene	ND		2,000	µg/Kg	1	3/10/2014	3/12/2014 01:01 PM
Fluoranthene	ND		2,000	µg/Kg	1	3/10/2014	3/12/2014 01:01 PM
Fluorene	ND		2,000	µg/Kg	1	3/10/2014	3/12/2014 01:01 PM
Indeno(1,2,3-cd)pyrene	ND		2,000	µg/Kg	1	3/10/2014	3/12/2014 01:01 PM
Naphthalene	ND		2,000	µg/Kg	1	3/10/2014	3/12/2014 01:01 PM
Phenanthrene	ND		2,000	µg/Kg	1	3/10/2014	3/12/2014 01:01 PM
Pyrene	ND		2,000	µg/Kg	1	3/10/2014	3/12/2014 01:01 PM
Surr: 2-Fluorobiphenyl	*62.9*		*43-125*	*%REC*	1	3/10/2014	3/12/2014 01:01 PM
Surr: 4-Terphenyl-d14	*64.4*		*32-125*	*%REC*	1	3/10/2014	3/12/2014 01:01 PM
Surr: Nitrobenzene-d5	*61.5*		*37-125*	*%REC*	1	3/10/2014	3/12/2014 01:01 PM

Note: See Qualifiers Page for a list of qualifiers and their explanation.

Client: ARCADIS U.S., Inc.
Project: Foster Pilot Study **Work Order:** 14030085
Sample ID: 23-Bottom **Lab ID:** 14030085-06
Collection Date: 2/27/2014 **Matrix:** SOLID

Analyses	Result	Qual	Report Limit	Units	Dilution Factor	Date Prep	Date Analyzed
PAHS			**SW8270**		SW3541		Analyst: **ACN**
Acenaphthene	ND		2,000	µg/Kg	1	3/10/2014	3/11/2014 02:56 PM
Acenaphthylene	ND		2,000	µg/Kg	1	3/10/2014	3/11/2014 02:56 PM
Anthracene	ND		2,000	µg/Kg	1	3/10/2014	3/11/2014 02:56 PM
Benz(a)anthracene	ND		2,000	µg/Kg	1	3/10/2014	3/11/2014 02:56 PM
Benzo(a)pyrene	**6,600**		**2,000**	**µg/Kg**	1	3/10/2014	3/11/2014 02:56 PM
Benzo(b)fluoranthene	ND		2,000	µg/Kg	1	3/10/2014	3/11/2014 02:56 PM
Benzo(g,h,i)perylene	ND		2,000	µg/Kg	1	3/10/2014	3/11/2014 02:56 PM
Benzo(k)fluoranthene	ND		2,000	µg/Kg	1	3/10/2014	3/11/2014 02:56 PM
Chrysene	ND		2,000	µg/Kg	1	3/10/2014	3/11/2014 02:56 PM
Dibenz(a,h)anthracene	ND		2,000	µg/Kg	1	3/10/2014	3/11/2014 02:56 PM
Fluoranthene	ND		2,000	µg/Kg	1	3/10/2014	3/11/2014 02:56 PM
Fluorene	ND		2,000	µg/Kg	1	3/10/2014	3/11/2014 02:56 PM
Indeno(1,2,3-cd)pyrene	ND		2,000	µg/Kg	1	3/10/2014	3/11/2014 02:56 PM
Naphthalene	ND		2,000	µg/Kg	1	3/10/2014	3/11/2014 02:56 PM
Phenanthrene	ND		2,000	µg/Kg	1	3/10/2014	3/11/2014 02:56 PM
Pyrene	ND		2,000	µg/Kg	1	3/10/2014	3/11/2014 02:56 PM
Surr: 2-Fluorobiphenyl	*68.1*		*43-125*	*%REC*	1	3/10/2014	3/11/2014 02:56 PM
Surr: 4-Terphenyl-d14	*82.7*		*32-125*	*%REC*	1	3/10/2014	3/11/2014 02:56 PM
Surr: Nitrobenzene-d5	*66.9*		*37-125*	*%REC*	1	3/10/2014	3/11/2014 02:56 PM

Note: See Qualifiers Page for a list of qualifiers and their explanation.

ALS Environmental

Date: *13-Mar-14*

Client: ARCADIS U.S., Inc.
Project: Foster Pilot Study
Work Order: 14030085
Sample ID: 37-Top
Lab ID: 14030085-13
Collection Date: 2/27/2014
Matrix: SOLID

Analyses	Result	Qual	Report Limit	Units	Dilution Factor	Date Prep	Date Analyzed
PAHS			**SW8270**		SW3541		Analyst: **ACN**
Acenaphthene	ND		10,000	µg/Kg	5	3/10/2014	3/12/2014 02:56 PM
Acenaphthylene	ND		10,000	µg/Kg	5	3/10/2014	3/12/2014 02:56 PM
Anthracene	**22,000**		**10,000**	**µg/Kg**	5	3/10/2014	3/12/2014 02:56 PM
Benz(a)anthracene	**97,000**		**10,000**	**µg/Kg**	5	3/10/2014	3/12/2014 02:56 PM
Benzo(a)pyrene	**120,000**		**10,000**	**µg/Kg**	5	3/10/2014	3/12/2014 02:56 PM
Benzo(b)fluoranthene	**130,000**		**10,000**	**µg/Kg**	5	3/10/2014	3/12/2014 02:56 PM
Benzo(g,h,i)perylene	**78,000**		**10,000**	**µg/Kg**	5	3/10/2014	3/12/2014 02:56 PM
Benzo(k)fluoranthene	**57,000**		**10,000**	**µg/Kg**	5	3/10/2014	3/12/2014 02:56 PM
Chrysene	**130,000**		**10,000**	**µg/Kg**	5	3/10/2014	3/12/2014 02:56 PM
Dibenz(a,h)anthracene	**33,000**		**10,000**	**µg/Kg**	5	3/10/2014	3/12/2014 02:56 PM
Fluoranthene	**180,000**		**10,000**	**µg/Kg**	5	3/10/2014	3/12/2014 02:56 PM
Fluorene	ND		10,000	µg/Kg	5	3/10/2014	3/12/2014 02:56 PM
Indeno(1,2,3-cd)pyrene	**78,000**		**10,000**	**µg/Kg**	5	3/10/2014	3/12/2014 02:56 PM
Naphthalene	ND		10,000	µg/Kg	5	3/10/2014	3/12/2014 02:56 PM
Phenanthrene	**87,000**		**10,000**	**µg/Kg**	5	3/10/2014	3/12/2014 02:56 PM
Pyrene	**130,000**		**10,000**	**µg/Kg**	5	3/10/2014	3/12/2014 02:56 PM
Surr: 2-Fluorobiphenyl	*60.9*		*43-125*	*%REC*	5	3/10/2014	3/12/2014 02:56 PM
Surr: 4-Terphenyl-d14	*72.5*		*32-125*	*%REC*	5	3/10/2014	3/12/2014 02:56 PM
Surr: Nitrobenzene-d5	*52.8*		*37-125*	*%REC*	5	3/10/2014	3/12/2014 02:56 PM

Note: See Qualifiers Page for a list of qualifiers and their explanation.

ALS Environmental

Date: *13-Mar-14*

Client: ARCADIS U.S., Inc.
Project: Foster Pilot Study
Work Order: 14030085
Sample ID: 39-Middle
Lab ID: 14030085-14
Collection Date: 2/27/2014
Matrix: SOLID

Analyses	Result	Qual	Report Limit	Units	Dilution Factor	Date Prep	Date Analyzed
PAHS			**SW8270**		SW3541		Analyst: **ACN**
Acenaphthene	ND		10,000	µg/Kg	5	3/10/2014	3/12/2014 03:42 PM
Acenaphthylene	ND		10,000	µg/Kg	5	3/10/2014	3/12/2014 03:42 PM
Anthracene	**26,000**		**10,000**	**µg/Kg**	5	3/10/2014	3/12/2014 03:42 PM
Benz(a)anthracene	**110,000**		**10,000**	**µg/Kg**	5	3/10/2014	3/12/2014 03:42 PM
Benzo(a)pyrene	**120,000**		**10,000**	**µg/Kg**	5	3/10/2014	3/12/2014 03:42 PM
Benzo(b)fluoranthene	**130,000**		**10,000**	**µg/Kg**	5	3/10/2014	3/12/2014 03:42 PM
Benzo(g,h,i)perylene	**82,000**		**10,000**	**µg/Kg**	5	3/10/2014	3/12/2014 03:42 PM
Benzo(k)fluoranthene	**58,000**		**10,000**	**µg/Kg**	5	3/10/2014	3/12/2014 03:42 PM
Chrysene	**120,000**		**10,000**	**µg/Kg**	5	3/10/2014	3/12/2014 03:42 PM
Dibenz(a,h)anthracene	**33,000**		**10,000**	**µg/Kg**	5	3/10/2014	3/12/2014 03:42 PM
Fluoranthene	**180,000**		**10,000**	**µg/Kg**	5	3/10/2014	3/12/2014 03:42 PM
Fluorene	ND		10,000	µg/Kg	5	3/10/2014	3/12/2014 03:42 PM
Indeno(1,2,3-cd)pyrene	**82,000**		**10,000**	**µg/Kg**	5	3/10/2014	3/12/2014 03:42 PM
Naphthalene	ND		10,000	µg/Kg	5	3/10/2014	3/12/2014 03:42 PM
Phenanthrene	**96,000**		**10,000**	**µg/Kg**	5	3/10/2014	3/12/2014 03:42 PM
Pyrene	**140,000**		**10,000**	**µg/Kg**	5	3/10/2014	3/12/2014 03:42 PM
Surr: 2-Fluorobiphenyl	*74.9*		*43-125*	*%REC*	5	3/10/2014	3/12/2014 03:42 PM
Surr: 4-Terphenyl-d14	*84.7*		*32-125*	*%REC*	5	3/10/2014	3/12/2014 03:42 PM
Surr: Nitrobenzene-d5	*59.6*		*37-125*	*%REC*	5	3/10/2014	3/12/2014 03:42 PM

Note: See Qualifiers Page for a list of qualifiers and their explanation.

Client: ARCADIS U.S., Inc.
Project: Foster Pilot Study **Work Order:** 14030085
Sample ID: 41-Bottom **Lab ID:** 14030085-15
Collection Date: 2/27/2014 **Matrix:** SOLID

Analyses	Result	Qual	Report Limit	Units	Dilution Factor	Date Prep	Date Analyzed
PAHS			**SW8270**		SW3541		Analyst: **ACN**
Acenaphthene	ND		10,000	µg/Kg	5	3/10/2014	3/12/2014 02:33 PM
Acenaphthylene	ND		10,000	µg/Kg	5	3/10/2014	3/12/2014 02:33 PM
Anthracene	**31,000**		**10,000**	**µg/Kg**	5	3/10/2014	3/12/2014 02:33 PM
Benz(a)anthracene	**110,000**		**10,000**	**µg/Kg**	5	3/10/2014	3/12/2014 02:33 PM
Benzo(a)pyrene	**130,000**		**10,000**	**µg/Kg**	5	3/10/2014	3/12/2014 02:33 PM
Benzo(b)fluoranthene	**150,000**		**10,000**	**µg/Kg**	5	3/10/2014	3/12/2014 02:33 PM
Benzo(g,h,i)perylene	**92,000**		**10,000**	**µg/Kg**	5	3/10/2014	3/12/2014 02:33 PM
Benzo(k)fluoranthene	**65,000**		**10,000**	**µg/Kg**	5	3/10/2014	3/12/2014 02:33 PM
Chrysene	**150,000**		**10,000**	**µg/Kg**	5	3/10/2014	3/12/2014 02:33 PM
Dibenz(a,h)anthracene	**36,000**		**10,000**	**µg/Kg**	5	3/10/2014	3/12/2014 02:33 PM
Fluoranthene	**190,000**		**10,000**	**µg/Kg**	5	3/10/2014	3/12/2014 02:33 PM
Fluorene	ND		10,000	µg/Kg	5	3/10/2014	3/12/2014 02:33 PM
Indeno(1,2,3-cd)pyrene	**90,000**		**10,000**	**µg/Kg**	5	3/10/2014	3/12/2014 02:33 PM
Naphthalene	ND		10,000	µg/Kg	5	3/10/2014	3/12/2014 02:33 PM
Phenanthrene	**100,000**		**10,000**	**µg/Kg**	5	3/10/2014	3/12/2014 02:33 PM
Pyrene	**140,000**		**10,000**	**µg/Kg**	5	3/10/2014	3/12/2014 02:33 PM
Surr: 2-Fluorobiphenyl	*75.0*		*43-125*	*%REC*	5	3/10/2014	3/12/2014 02:33 PM
Surr: 4-Terphenyl-d14	*87.0*		*32-125*	*%REC*	5	3/10/2014	3/12/2014 02:33 PM
Surr: Nitrobenzene-d5	*64.5*		*37-125*	*%REC*	5	3/10/2014	3/12/2014 02:33 PM

Note: See Qualifiers Page for a list of qualifiers and their explanation.

Client: ARCADIS U.S., Inc.
Project: Foster Pilot Study
Work Order: 14030085
Sample ID: 43-Top
Lab ID: 14030085-16
Collection Date: 2/27/2014
Matrix: SOLID

Analyses	Result	Qual	Report Limit	Units	Dilution Factor	Date Prep	Date Analyzed
PAHS			**SW8270**		SW3541		Analyst: **ACN**
Acenaphthene	ND		10,000	µg/Kg	5	3/10/2014	3/12/2014 01:24 PM
Acenaphthylene	ND		10,000	µg/Kg	5	3/10/2014	3/12/2014 01:24 PM
Anthracene	**21,000**		**10,000**	**µg/Kg**	5	3/10/2014	3/12/2014 01:24 PM
Benz(a)anthracene	**69,000**		**10,000**	**µg/Kg**	5	3/10/2014	3/12/2014 01:24 PM
Benzo(a)pyrene	**83,000**		**10,000**	**µg/Kg**	5	3/10/2014	3/12/2014 01:24 PM
Benzo(b)fluoranthene	**91,000**		**10,000**	**µg/Kg**	5	3/10/2014	3/12/2014 01:24 PM
Benzo(g,h,i)perylene	**50,000**		**10,000**	**µg/Kg**	5	3/10/2014	3/12/2014 01:24 PM
Benzo(k)fluoranthene	**49,000**		**10,000**	**µg/Kg**	5	3/10/2014	3/12/2014 01:24 PM
Chrysene	**96,000**		**10,000**	**µg/Kg**	5	3/10/2014	3/12/2014 01:24 PM
Dibenz(a,h)anthracene	**18,000**		**10,000**	**µg/Kg**	5	3/10/2014	3/12/2014 01:24 PM
Fluoranthene	**140,000**		**10,000**	**µg/Kg**	5	3/10/2014	3/12/2014 01:24 PM
Fluorene	ND		10,000	µg/Kg	5	3/10/2014	3/12/2014 01:24 PM
Indeno(1,2,3-cd)pyrene	**52,000**		**10,000**	**µg/Kg**	5	3/10/2014	3/12/2014 01:24 PM
Naphthalene	ND		10,000	µg/Kg	5	3/10/2014	3/12/2014 01:24 PM
Phenanthrene	**73,000**		**10,000**	**µg/Kg**	5	3/10/2014	3/12/2014 01:24 PM
Pyrene	**100,000**		**10,000**	**µg/Kg**	5	3/10/2014	3/12/2014 01:24 PM
Surr: 2-Fluorobiphenyl	*66.1*		*43-125*	*%REC*	5	3/10/2014	3/12/2014 01:24 PM
Surr: 4-Terphenyl-d14	*69.8*		*32-125*	*%REC*	5	3/10/2014	3/12/2014 01:24 PM
Surr: Nitrobenzene-d5	*78.8*		*37-125*	*%REC*	5	3/10/2014	3/12/2014 01:24 PM

Note: See Qualifiers Page for a list of qualifiers and their explanation.

ALS Environmental

Date: *13-Mar-14*

Client: ARCADIS U.S., Inc.
Project: Foster Pilot Study
Work Order: 14030085
Sample ID: 45-Middle
Lab ID: 14030085-17
Collection Date: 2/27/2014
Matrix: SOLID

Analyses	Result	Qual	Report Limit	Units	Dilution Factor	Date Prep	Date Analyzed
PAHS			**SW8270**		SW3541		Analyst: **ACN**
Acenaphthene	ND		10,000	µg/Kg	5	3/10/2014	3/12/2014 04:05 PM
Acenaphthylene	ND		10,000	µg/Kg	5	3/10/2014	3/12/2014 04:05 PM
Anthracene	**30,000**		**10,000**	**µg/Kg**	5	3/10/2014	3/12/2014 04:05 PM
Benz(a)anthracene	**100,000**		**10,000**	**µg/Kg**	5	3/10/2014	3/12/2014 04:05 PM
Benzo(a)pyrene	**110,000**		**10,000**	**µg/Kg**	5	3/10/2014	3/12/2014 04:05 PM
Benzo(b)fluoranthene	**120,000**		**10,000**	**µg/Kg**	5	3/10/2014	3/12/2014 04:05 PM
Benzo(g,h,i)perylene	**70,000**		**10,000**	**µg/Kg**	5	3/10/2014	3/12/2014 04:05 PM
Benzo(k)fluoranthene	**60,000**		**10,000**	**µg/Kg**	5	3/10/2014	3/12/2014 04:05 PM
Chrysene	**130,000**		**10,000**	**µg/Kg**	5	3/10/2014	3/12/2014 04:05 PM
Dibenz(a,h)anthracene	**30,000**		**10,000**	**µg/Kg**	5	3/10/2014	3/12/2014 04:05 PM
Fluoranthene	**180,000**		**10,000**	**µg/Kg**	5	3/10/2014	3/12/2014 04:05 PM
Fluorene	ND		10,000	µg/Kg	5	3/10/2014	3/12/2014 04:05 PM
Indeno(1,2,3-cd)pyrene	**73,000**		**10,000**	**µg/Kg**	5	3/10/2014	3/12/2014 04:05 PM
Naphthalene	ND		10,000	µg/Kg	5	3/10/2014	3/12/2014 04:05 PM
Phenanthrene	**100,000**		**10,000**	**µg/Kg**	5	3/10/2014	3/12/2014 04:05 PM
Pyrene	**230,000**		**10,000**	**µg/Kg**	5	3/10/2014	3/12/2014 04:05 PM
Surr: 2-Fluorobiphenyl	*75.6*		*43-125*	*%REC*	5	3/10/2014	3/12/2014 04:05 PM
Surr: 4-Terphenyl-d14	*143*	S	*32-125*	*%REC*	5	3/10/2014	3/12/2014 04:05 PM
Surr: Nitrobenzene-d5	*69.9*		*37-125*	*%REC*	5	3/10/2014	3/12/2014 04:05 PM

Note: See Qualifiers Page for a list of qualifiers and their explanation.

ALS Environmental

Date: *13-Mar-14*

Client: ARCADIS U.S., Inc.
Project: Foster Pilot Study
Work Order: 14030085
Sample ID: 47-Bottom
Lab ID: 14030085-18
Collection Date: 2/27/2014
Matrix: SOLID

Analyses	Result	Qual	Report Limit	Units	Dilution Factor	Date Prep	Date Analyzed
PAHS			**SW8270**		SW3541		Analyst: **ACN**
Acenaphthene	ND		9,800	µg/Kg	5	3/10/2014	3/12/2014 02:10 PM
Acenaphthylene	ND		9,800	µg/Kg	5	3/10/2014	3/12/2014 02:10 PM
Anthracene	**24,000**		**9,800**	**µg/Kg**	5	3/10/2014	3/12/2014 02:10 PM
Benz(a)anthracene	**100,000**		**9,800**	**µg/Kg**	5	3/10/2014	3/12/2014 02:10 PM
Benzo(a)pyrene	**120,000**		**9,800**	**µg/Kg**	5	3/10/2014	3/12/2014 02:10 PM
Benzo(b)fluoranthene	**120,000**		**9,800**	**µg/Kg**	5	3/10/2014	3/12/2014 02:10 PM
Benzo(g,h,i)perylene	**71,000**		**9,800**	**µg/Kg**	5	3/10/2014	3/12/2014 02:10 PM
Benzo(k)fluoranthene	**62,000**		**9,800**	**µg/Kg**	5	3/10/2014	3/12/2014 02:10 PM
Chrysene	**130,000**		**9,800**	**µg/Kg**	5	3/10/2014	3/12/2014 02:10 PM
Dibenz(a,h)anthracene	**30,000**		**9,800**	**µg/Kg**	5	3/10/2014	3/12/2014 02:10 PM
Fluoranthene	**180,000**		**9,800**	**µg/Kg**	5	3/10/2014	3/12/2014 02:10 PM
Fluorene	ND		9,800	µg/Kg	5	3/10/2014	3/12/2014 02:10 PM
Indeno(1,2,3-cd)pyrene	**74,000**		**9,800**	**µg/Kg**	5	3/10/2014	3/12/2014 02:10 PM
Naphthalene	ND		9,800	µg/Kg	5	3/10/2014	3/12/2014 02:10 PM
Phenanthrene	**98,000**		**9,800**	**µg/Kg**	5	3/10/2014	3/12/2014 02:10 PM
Pyrene	**140,000**		**9,800**	**µg/Kg**	5	3/10/2014	3/12/2014 02:10 PM
Surr: 2-Fluorobiphenyl	*77.2*		*43-125*	*%REC*	5	3/10/2014	3/12/2014 02:10 PM
Surr: 4-Terphenyl-d14	*81.0*		*32-125*	*%REC*	5	3/10/2014	3/12/2014 02:10 PM
Surr: Nitrobenzene-d5	*64.1*		*37-125*	*%REC*	5	3/10/2014	3/12/2014 02:10 PM

Note: See Qualifiers Page for a list of qualifiers and their explanation.

ALS Environmental

Date: *13-Mar-14*

Client: ARCADIS U.S., Inc.
Project: Foster Pilot Study
Work Order: 14030085
Sample ID: 49-Top
Lab ID: 14030085-19
Collection Date: 2/27/2014
Matrix: SOLID

Analyses	Result	Qual	Report Limit	Units	Dilution Factor	Date Prep	Date Analyzed
PAHS			**SW8270**		SW3541		Analyst: **ACN**
Acenaphthene	ND		10,000	µg/Kg	5	3/10/2014	3/12/2014 01:47 PM
Acenaphthylene	ND		10,000	µg/Kg	5	3/10/2014	3/12/2014 01:47 PM
Anthracene	ND		10,000	µg/Kg	5	3/10/2014	3/12/2014 01:47 PM
Benz(a)anthracene	**20,000**		**10,000**	**µg/Kg**	5	3/10/2014	3/12/2014 01:47 PM
Benzo(a)pyrene	**25,000**		**10,000**	**µg/Kg**	5	3/10/2014	3/12/2014 01:47 PM
Benzo(b)fluoranthene	**24,000**		**10,000**	**µg/Kg**	5	3/10/2014	3/12/2014 01:47 PM
Benzo(g,h,i)perylene	**16,000**		**10,000**	**µg/Kg**	5	3/10/2014	3/12/2014 01:47 PM
Benzo(k)fluoranthene	**16,000**		**10,000**	**µg/Kg**	5	3/10/2014	3/12/2014 01:47 PM
Chrysene	**26,000**		**10,000**	**µg/Kg**	5	3/10/2014	3/12/2014 01:47 PM
Dibenz(a,h)anthracene	ND		10,000	µg/Kg	5	3/10/2014	3/12/2014 01:47 PM
Fluoranthene	**37,000**		**10,000**	**µg/Kg**	5	3/10/2014	3/12/2014 01:47 PM
Fluorene	ND		10,000	µg/Kg	5	3/10/2014	3/12/2014 01:47 PM
Indeno(1,2,3-cd)pyrene	**16,000**		**10,000**	**µg/Kg**	5	3/10/2014	3/12/2014 01:47 PM
Naphthalene	ND		10,000	µg/Kg	5	3/10/2014	3/12/2014 01:47 PM
Phenanthrene	**17,000**		**10,000**	**µg/Kg**	5	3/10/2014	3/12/2014 01:47 PM
Pyrene	**26,000**		**10,000**	**µg/Kg**	5	3/10/2014	3/12/2014 01:47 PM
Surr: 2-Fluorobiphenyl	*63.1*		*43-125*	*%REC*	5	3/10/2014	3/12/2014 01:47 PM
Surr: 4-Terphenyl-d14	*66.3*		*32-125*	*%REC*	5	3/10/2014	3/12/2014 01:47 PM
Surr: Nitrobenzene-d5	*61.0*		*37-125*	*%REC*	5	3/10/2014	3/12/2014 01:47 PM

Note: See Qualifiers Page for a list of qualifiers and their explanation.

ALS Environmental

Date: *13-Mar-14*

Client: ARCADIS U.S., Inc.
Project: Foster Pilot Study
Work Order: 14030085
Sample ID: 51-Middle
Lab ID: 14030085-20
Collection Date: 2/27/2014
Matrix: SOLID

Analyses	Result	Qual	Report Limit	Units	Dilution Factor	Date Prep	Date Analyzed
PAHS			**SW8270**		SW3541		Analyst: **ACN**
Acenaphthene	ND		9,900	µg/Kg	5	3/10/2014	3/12/2014 04:28 PM
Acenaphthylene	ND		9,900	µg/Kg	5	3/10/2014	3/12/2014 04:28 PM
Anthracene	ND		9,900	µg/Kg	5	3/10/2014	3/12/2014 04:28 PM
Benz(a)anthracene	**17,000**		**9,900**	**µg/Kg**	5	3/10/2014	3/12/2014 04:28 PM
Benzo(a)pyrene	**24,000**		**9,900**	**µg/Kg**	5	3/10/2014	3/12/2014 04:28 PM
Benzo(b)fluoranthene	**24,000**		**9,900**	**µg/Kg**	5	3/10/2014	3/12/2014 04:28 PM
Benzo(g,h,i)perylene	**18,000**		**9,900**	**µg/Kg**	5	3/10/2014	3/12/2014 04:28 PM
Benzo(k)fluoranthene	**16,000**		**9,900**	**µg/Kg**	5	3/10/2014	3/12/2014 04:28 PM
Chrysene	**25,000**		**9,900**	**µg/Kg**	5	3/10/2014	3/12/2014 04:28 PM
Dibenz(a,h)anthracene	ND		9,900	µg/Kg	5	3/10/2014	3/12/2014 04:28 PM
Fluoranthene	**41,000**		**9,900**	**µg/Kg**	5	3/10/2014	3/12/2014 04:28 PM
Fluorene	ND		9,900	µg/Kg	5	3/10/2014	3/12/2014 04:28 PM
Indeno(1,2,3-cd)pyrene	**15,000**		**9,900**	**µg/Kg**	5	3/10/2014	3/12/2014 04:28 PM
Naphthalene	ND		9,900	µg/Kg	5	3/10/2014	3/12/2014 04:28 PM
Phenanthrene	**18,000**		**9,900**	**µg/Kg**	5	3/10/2014	3/12/2014 04:28 PM
Pyrene	**26,000**		**9,900**	**µg/Kg**	5	3/10/2014	3/12/2014 04:28 PM
Surr: 2-Fluorobiphenyl	*65.5*		*43-125*	*%REC*	5	3/10/2014	3/12/2014 04:28 PM
Surr: 4-Terphenyl-d14	*69.0*		*32-125*	*%REC*	5	3/10/2014	3/12/2014 04:28 PM
Surr: Nitrobenzene-d5	*56.3*		*37-125*	*%REC*	5	3/10/2014	3/12/2014 04:28 PM

Note: See Qualifiers Page for a list of qualifiers and their explanation.

ALS Environmental

Date: *13-Mar-14*

Client: ARCADIS U.S., Inc.
Project: Foster Pilot Study
Work Order: 14030085
Sample ID: 53-Bottom
Lab ID: 14030085-21
Collection Date: 2/27/2014
Matrix: SOLID

Analyses	Result	Qual	Report Limit	Units	Dilution Factor	Date Prep	Date Analyzed
PAHS			**SW8270**		SW3541		Analyst: **ACN**
Acenaphthene	ND		10,000	µg/Kg	5	3/10/2014	3/12/2014 03:19 PM
Acenaphthylene	ND		10,000	µg/Kg	5	3/10/2014	3/12/2014 03:19 PM
Anthracene	ND		10,000	µg/Kg	5	3/10/2014	3/12/2014 03:19 PM
Benz(a)anthracene	**17,000**		**10,000**	**µg/Kg**	5	3/10/2014	3/12/2014 03:19 PM
Benzo(a)pyrene	**24,000**		**10,000**	**µg/Kg**	5	3/10/2014	3/12/2014 03:19 PM
Benzo(b)fluoranthene	**23,000**		**10,000**	**µg/Kg**	5	3/10/2014	3/12/2014 03:19 PM
Benzo(g,h,i)perylene	**16,000**		**10,000**	**µg/Kg**	5	3/10/2014	3/12/2014 03:19 PM
Benzo(k)fluoranthene	**18,000**		**10,000**	**µg/Kg**	5	3/10/2014	3/12/2014 03:19 PM
Chrysene	**25,000**		**10,000**	**µg/Kg**	5	3/10/2014	3/12/2014 03:19 PM
Dibenz(a,h)anthracene	ND		10,000	µg/Kg	5	3/10/2014	3/12/2014 03:19 PM
Fluoranthene	**38,000**		**10,000**	**µg/Kg**	5	3/10/2014	3/12/2014 03:19 PM
Fluorene	ND		10,000	µg/Kg	5	3/10/2014	3/12/2014 03:19 PM
Indeno(1,2,3-cd)pyrene	**16,000**		**10,000**	**µg/Kg**	5	3/10/2014	3/12/2014 03:19 PM
Naphthalene	ND		10,000	µg/Kg	5	3/10/2014	3/12/2014 03:19 PM
Phenanthrene	**17,000**		**10,000**	**µg/Kg**	5	3/10/2014	3/12/2014 03:19 PM
Pyrene	**27,000**		**10,000**	**µg/Kg**	5	3/10/2014	3/12/2014 03:19 PM
Surr: 2-Fluorobiphenyl	*68.1*		*43-125*	*%REC*	5	3/10/2014	3/12/2014 03:19 PM
Surr: 4-Terphenyl-d14	*75.4*		*32-125*	*%REC*	5	3/10/2014	3/12/2014 03:19 PM
Surr: Nitrobenzene-d5	*57.0*		*37-125*	*%REC*	5	3/10/2014	3/12/2014 03:19 PM

Note: See Qualifiers Page for a list of qualifiers and their explanation.

Work Order: 14030085
Client: ARCADIS U.S., Inc.
Project: Foster Pilot Study

DATES REPORT

Sample ID	Client Sample ID	Matrix	Collection Date	TCLP Date	Prep Date	Analysis Date
Batch ID 77275 **Test Name:** PAHs						
14030085-04 ^	19-Top	Solid	2/27/2014		3/10/2014 09:02 AM	3/11/2014 02:12 PM
14030085-05 ^	21-Middle				3/10/2014 09:02 AM	3/12/2014 01:01 PM
14030085-06 ^	23-Bottom				3/10/2014 09:02 AM	3/11/2014 02:56 PM
14030085-13 ^	37-Top				3/10/2014 09:02 AM	3/12/2014 02:56 PM
14030085-14 ^	39-Middle				3/10/2014 09:02 AM	3/12/2014 03:42 PM
14030085-15 ^	41-Bottom				3/10/2014 09:02 AM	3/12/2014 02:33 PM
14030085-16 ^	43-Top				3/10/2014 09:02 AM	3/12/2014 01:24 PM
14030085-17 ^	45-Middle				3/10/2014 09:02 AM	3/12/2014 04:05 PM
14030085-18 ^	47-Bottom				3/10/2014 09:02 AM	3/12/2014 02:10 PM
14030085-19 ^	49-Top				3/10/2014 09:02 AM	3/12/2014 01:47 PM
14030085-20 ^	51-Middle				3/10/2014 09:02 AM	3/12/2014 04:28 PM
14030085-21 ^	53-Bottom				3/10/2014 09:02 AM	3/12/2014 03:19 PM

Batch ID: **77275** Instrument ID **SV-5** Method: **SW8270**

MBLK Sample ID: **SBLKS2-140310-77275** Units: **µg/Kg** Analysis Date: **3/10/2014 04:28 PM**

Client ID: Run ID: **SV-5_140310A** SeqNo: **3563392** Prep Date: **3/10/2014** DF: **1**

Analyte	Result	PQL	SPK Val	SPK Ref Value	%REC	Control Limit	RPD Ref Value	%RPD	RPD Limit	Qual
Acenaphthene	ND	170								
Acenaphthylene	ND	170								
Anthracene	ND	170								
Benz(a)anthracene	ND	170								
Benzo(a)pyrene	ND	170								
Benzo(b)fluoranthene	ND	170								
Benzo(g,h,i)perylene	ND	170								
Benzo(k)fluoranthene	ND	170								
Chrysene	ND	170								
Dibenz(a,h)anthracene	ND	170								
Fluoranthene	ND	170								
Fluorene	ND	170								
Indeno(1,2,3-cd)pyrene	ND	170								
Naphthalene	ND	170								
Phenanthrene	ND	170								
Pyrene	ND	170								
Surr: 2-Fluorobiphenyl	3240	170	*3333*	*0*	*97.2*	*43-125*	*0*			
Surr: 4-Terphenyl-d14	4047	170	*3333*	*0*	*121*	*32-125*	*0*			
Surr: Nitrobenzene-d5	3321	170	*3333*	*0*	*99.6*	*37-125*	*0*			

Note: See Qualifiers Page for a list of Qualifiers and their explanation.

QC BATCH REPORT

Batch ID: **77275** Instrument ID **SV-5** Method: **SW8270**

LCS Sample ID: **SLCSS2-140310-77275** Units: **µg/Kg** Analysis Date: **3/10/2014 12:50 PM**

Client ID: Run ID: **SV-5_140310A** SeqNo: **3563391** Prep Date: **3/10/2014** DF: **1**

Analyte	Result	PQL	SPK Val	SPK Ref Value	%REC	Control Limit	RPD Ref Value	%RPD	RPD Limit	Qual
Acenaphthene	1581	170	1667	0	94.9	55-120				
Acenaphthylene	1638	170	1667	0	98.3	55-120				
Anthracene	1531	170	1667	0	91.9	55-120				
Benz(a)anthracene	1513	170	1667	0	90.8	55-125				
Benzo(a)pyrene	1690	170	1667	0	101	55-120				
Benzo(b)fluoranthene	1685	170	1667	0	101	55-125				
Benzo(g,h,i)perylene	1663	170	1667	0	99.8	55-120				
Benzo(k)fluoranthene	1951	170	1667	0	117	55-130				
Chrysene	1705	170	1667	0	102	55-125				
Dibenz(a,h)anthracene	1675	170	1667	0	100	55-120				
Fluoranthene	1572	170	1667	0	94.3	55-125				
Fluorene	1566	170	1667	0	94	55-120				
Indeno(1,2,3-cd)pyrene	1458	170	1667	0	87.5	55-125				
Naphthalene	1506	170	1667	0	90.4	55-120				
Phenanthrene	1613	170	1667	0	96.8	55-120				
Pyrene	1628	170	1667	0	97.7	55-125				
Surr: 2-Fluorobiphenyl	3300	170	*3333*	*0*	*99*	*43-125*		*0*		
Surr: 4-Terphenyl-d14	3570	170	*3333*	*0*	*107*	*32-125*		*0*		
Surr: Nitrobenzene-d5	3242	170	*3333*	*0*	*97.2*	*37-125*		*0*		

Note: See Qualifiers Page for a list of Qualifiers and their explanation.

Client: ARCADIS U.S., Inc.
Work Order: 14030085
Project: Foster Pilot Study

QC BATCH REPORT

Batch ID: **77275** Instrument ID **SV-5** Method: **SW8270**

LCSD Sample ID: **SLCSDS2-140310-77275** Units: **µg/Kg** Analysis Date: **3/10/2014 04:50 PM**

Client ID: Run ID: **SV-5_140310A** SeqNo: **3563393** Prep Date: **3/10/2014** DF: **1**

Analyte	Result	PQL	SPK Val	SPK Ref Value	%REC	Control Limit	RPD Ref Value	%RPD	RPD Limit	Qual
Acenaphthene	1528	170	1667	0	91.7	55-120	1581	3.42	30	
Acenaphthylene	1511	170	1667	0	90.7	55-120	1638	8.05	30	
Anthracene	1508	170	1667	0	90.5	55-120	1531	1.52	30	
Benz(a)anthracene	1478	170	1667	0	88.7	55-125	1513	2.36	30	
Benzo(a)pyrene	1640	170	1667	0	98.4	55-120	1690	3.02	30	
Benzo(b)fluoranthene	1705	170	1667	0	102	55-125	1685	1.18	30	
Benzo(g,h,i)perylene	1615	170	1667	0	96.9	55-120	1663	2.93	30	
Benzo(k)fluoranthene	1836	170	1667	0	110	55-130	1951	6.07	30	
Chrysene	1628	170	1667	0	97.7	55-125	1705	4.67	30	
Dibenz(a,h)anthracene	1638	170	1667	0	98.3	55-120	1675	2.18	30	
Fluoranthene	1462	170	1667	0	87.7	55-125	1572	7.25	30	
Fluorene	1443	170	1667	0	86.6	55-120	1566	8.18	30	
Indeno(1,2,3-cd)pyrene	1482	170	1667	0	88.9	55-125	1458	1.65	30	
Naphthalene	1470	170	1667	0	88.2	55-120	1506	2.4	30	
Phenanthrene	1564	170	1667	0	93.8	55-120	1613	3.06	30	
Pyrene	1575	170	1667	0	94.5	55-125	1628	3.25	30	
Surr: 2-Fluorobiphenyl	3337	170	*3333*	*0*	*100*	*43-125*	*3300*	*1.12*	*30*	
Surr: 4-Terphenyl-d14	3471	170	*3333*	*0*	*104*	*32-125*	*3570*	*2.82*	*30*	
Surr: Nitrobenzene-d5	2925	170	*3333*	*0*	*87.7*	*37-125*	*3242*	*10.3*	*30*	

The following samples were analyzed in this batch:

14030085-04A	14030085-05A	14030085-06A	14030085-13A
14030085-14A	14030085-15A	14030085-16A	14030085-17A
14030085-18A	14030085-19A	14030085-20A	14030085-21A

Note: See Qualifiers Page for a list of Qualifiers and their explanation.

Client: ARCADIS U.S., Inc.
Project: Foster Pilot Study
WorkOrder: **14030085**

QUALIFIERS, ACRONYMS, UNITS

Qualifier	Description
*	Value exceeds Regulatory Limit
a	Not accredited
B	Analyte detected in the associated Method Blank above the Reporting Limit
E	Value above quantitation range
H	Analyzed outside of Holding Time
J	Analyte detected below quantitation limit
M	Manually integrated, see raw data for justification
n	Not offered for accreditation
ND	Not Detected at the Reporting Limit
O	Sample amount is > 4 times amount spiked
P	Dual Column results percent difference > 40%
R	RPD above laboratory control limit
S	Spike Recovery outside laboratory control limits
U	Analyzed but not detected above the MDL

Acronym	Description
DCS	Detectability Check Study
DUP	Method Duplicate
LCS	Laboratory Control Sample
LCSD	Laboratory Control Sample Duplicate
MBLK	Method Blank
MDL	Method Detection Limit
MQL	Method Quantitation Limit
MS	Matrix Spike
MSD	Matrix Spike Duplicate
PDS	Post Digestion Spike
PQL	Practical Quantitation Limit
SD	Serial Dilution
SDL	Sample Detection Limit
TRRP	Texas Risk Reduction Program

Units Reported	Description
µg/Kg	Micrograms per Kilogram

ALS Environmental

Sample Receipt Checklist

Client Name: **MAL PIRNIE AZ** Date/Time Received: **28-Feb-14 09:20**

Work Order: **14030085** Received by: **BA11**

Checklist completed by Bethany McDaniel 04-Mar-14 Reviewed by: Bethany McDaniel 14-Mar-14

eSignature Date eSignature Date

Matrices: solid

Carrier name: FedEx

Shipping container/cooler in good condition?	Yes ☑	No ☐	Not Present ☐
Custody seals intact on shipping container/cooler?	Yes ☐	No ☐	Not Present ☑
Custody seals intact on sample bottles?	Yes ☐	No ☐	Not Present ☑
Chain of custody present?	Yes ☑	No ☐	
Chain of custody signed when relinquished and received?	Yes ☑	No ☐	
Chain of custody agrees with sample labels?	Yes ☑	No ☐	
Samples in proper container/bottle?	Yes ☑	No ☐	
Sample containers intact?	Yes ☑	No ☐	
Sufficient sample volume for indicated test?	Yes ☑	No ☐	
All samples received within holding time?	Yes ☑	No ☐	
Container/Temp Blank temperature in compliance?	Yes ☑	No ☐	
Temperature(s)/Thermometer(s):	ambient no ice		
Cooler(s)/Kit(s):	box		
Date/Time sample(s) sent to storage:			
Water - VOA vials have zero headspace?	Yes ☐	No ☐	No VOA vials submitted ☑
Water - pH acceptable upon receipt?	Yes ☐	No ☐	N/A ☑
pH adjusted?	Yes ☐	No ☐	N/A ☑
pH adjusted by:			

Login Notes:

Client Contacted: Date Contacted: Person Contacted:

Contacted By: Regarding:

Comments:

CorrectiveAction:

SRC Page 1 of 1

To: ALS Life Sciences
Attn: Hoai Van
10450 Stancliff Rd, Suite 210
Houston, TX 77099 USA
Phone: 281-530-5656

Date: 2/27/2014

14030085

MAL PIRNIE AZ: ARCADIS U.S., Inc.

Project: Foster Pilot Study

From: Richard Shea

The enclosed shipment was sent overnight on ice packs and contains sieved soil extract samples for analysis from Ricerca Study 030947.

Please electronically return signed copies of this letter and sample transfer form upon the arrival of this shipment.

Sincerely,

Richard Shea
Toxicology Formulations Lab
Ricerca Biosciences
Rick.Shea@Ricerca.com
Phone: 440.357.3568

The package was received in good condition YES / NO (please circle one)

Please indicate any problems regarding this shipment:

Name: Betty McDill Date: 2/28/14 09:20am

14030085

SAMPLE INDEX / TRANSFER

Study # 030947
Week of Study Homogeneity-Week 1
Form prepared by (init/date) JNJ 2/25/14

Date diet / dose prepared: 2/25/14
Sampled by (init. / date): JNJ 2/25/14

Sample #	Stored	Amount	Test material	Group	Site	Prepared Conc.	Date sent for analysis	
13	R	~20g	Sieved Soil - Neg Control	1	T	10%	~~2/26/14~~	①
14	↓	↓	↓	1	T	↓		
15				1	M		~~2/26/14~~	①
16				1	M			
17				1	B		~~2/26/14~~	①
18	R	~20g	Sieved Soil - Neg Control	1	B	10%		
19	R	~20g	Benzo(a)pyrene	2 ©	T	25ppm	~~2/26/14~~	①
20	↓	↓	↓	2	T	↓		
21				2	M		~~2/26/14~~	①
22				2	M			
23				2	B		~~2/26/14~~	①
24	R	~20g	Benzo(a)pyrene	2	B	25ppm		
25	R	~20g	Sieved Soil	3	T	5%	~~2/26/14~~	①
26	↓	↓	↓	3	T	↓		
27				3	M		~~2/26/14~~	①
28	R	~20g	Sieved Soil	3	M	5%		

Measured amount (init.): NA Device: NA Approximate amount (init.) JNJ 2/25/14
Storage codes: A = Ambient R = Refrigerator F = Freezer Samples stored in: LS-RC 000004
Sample Site: **T** = Top **M** = Middle **B** = Bottom, or Random Bottle Number

Sample(s) sent by: [illegible] Date: 27 FEB 14 Sample(s) received by: BM Date: 2/28/14 09:20

© "2" JNJ 2/25/14 ① correct ship date is 2/27/14. JNJ 2/27/14

Exact Copy of the Original
Stamped in red. Original Located in:
Facility Files
Study File 030947
Initials [illegible] Date 27FEB14

SAMPLE INDEX / TRANSFER

14030085

Study # 030947
Week of Study Homogeneity-Week 1
Form prepared by (init/date) JNJ 2/25/14

Date diet / dose prepared: 2/25/14
Sampled by (init. / date): JNJ 2/25/14

Sample #	Stored	Amount	Test material	Group	Site	Prepared Conc.	Date sent for analysis	
29	R	~20g	Sieved Soil	3	B	5%	~~2/26/14~~	①
30	↓	↓	Sieved Soil	3	B	5%		
31			Sieved Soil	5	T	20%	~~2/26/14~~	①
32			↓	5	T	↓		
33				5	M		~~2/26/14~~	①
34				5	M			
35				5	B		~~2/26/14~~	①
36			Sieved Soil	5	B	20%		
37			Pulverized Clay Target Frag	7	T	10%	~~2/26/14~~	①
38			↓	7	T	↓		
39				7	M		~~2/26/14~~	①
40				7	M			
41				7	B		~~2/26/14~~	①
42			Pulverized Clay Target Frag	7	B	10%		
43	↓	↓	Extract of Pulverized Clay	8	T	10%	~~2/26/14~~	①
44	R	~20g	Extract of Pulverized Clay	8	T	10%		

Measured amount (init.): NA Device: NA Approximate amount (init.) JNJ

Storage codes: A = Ambient R = Refrigerator F = Freezer Samples stored in: LS-RC 00804

Sample Site: **T** = Top **M** = Middle **B** = Bottom, or Random Bottle Number

Sample(s) sent by: [signature] Date: 27FEB14

Sample(s) received by: BM Date: 2/28/14 09:20

① correct ship date is 2/27/14. JNJ 2/27/14

AF-0019- 09

Exact Copy of the Original
X stamped in red. Original Located in:
Facility Files
Study File 030947
Initials [signature] Date 27FEB14

24 of 25

SAMPLE INDEX / TRANSFER

Study # 030947
Week of Study Homogeneity - Week 1
Form prepared by (init/date) JNG 2/25/14

Date diet / dose prepared: 2/25/14
Sampled by (init. / date): JNG 2/25/14

14030085

Sample #	Stored	Amount	Test material	Group	Site	Prepared Conc.	Date sent for analysis	
45	R	~20g	Extract of Pulverized Clay	8	M	10%	~~2/26/14~~	①
46	↓	↓	↓	8	M	↓	~~2/26/14~~	② JNG 2/26/14
47	↓	↓	↓	8	B	↓	~~2/26/14~~	①
48	R	~20g	Extract of Pulverized Clay	8	B	10%		
49	R	~20g	Extract of Sieved Soil	6	T	10%	~~2/26/14~~	①
50	↓	↓	↓	6	T	↓		
51	↓	↓	↓	6	M	↓	~~2/26/14~~	①
52	↓	↓	↓	6	M	↓		
53	↓	↓	↓	6	B	↓	~~2/26/14~~	①
54	R	~20g	Extract of Sieved Soil	6	B	10%		
55	R	~20g	Extract of Sieved Soil - Stock	6-Stock	NA	~~10~~ NA @JNG 2/26/14	~~2/26/14~~	①

Measured amount (init.): NA Device: NA Approximate amount (init.) JNG 2/25/14
Storage codes: A = Ambient R = Refrigerator F = Freezer Samples stored in: LS-RC-66004
Sample Site: **T** = Top **M** = Middle **B** = Bottom, or Random Bottle Number

Sample(s) sent by: Date: 2/28/14
Sample(s) received by: BM Date: 2/28/14 09:20

① correct ship date is 2/27/14. JNG 2/27/14

Exact Copy of the Original
Stamped in red. Original Located in:
Facility Files
Study File # 030947
Date 2/28/14
Initials

APPENDIX C

Deviations, Protocol, and Amendments

Deviations with Study Impact

None

Deviations with No Study Impact

The protocol on page 4 stated that remaining test articles would be transferred for use on a future study or returned to the Sponsor. Remaining test articles were disposed. Sponsor requested that remaining test articles be disposed and noted that new test article would be provided for future study or studies.

Group 4 diet mix was prepared by adding the required amount of soil sample to the required amount of diet in a plastic freezer bag and mixed by sealing the bag and inverting/shaking the bag for 15 minutes. A bowl, mixing spoon, and blender were not used as stated in the protocol. Group 6 stock diet was mixed in by adding extract to diet in a 600-mL beaker and mixing with a metal spatula. The protocol stated this step would be performed in a bowl with a mixing spoon. Acetone and methylene chloride were blown off with nitrogen, rather than being allowed to passively evaporate as the protocol stated. Study 030947 is a pilot study and the diet mix procedure that occurred on the 14th may be used as a pilot diet mix. The protocol describes procedures that may be superseded by more appropriate procedures once the mixing process begins. Protocol deviations are expected given the pilot nature of this study.

The protocol specified that test article and positive control diets were to be stored refrigerated at 2-8 ^{o}C. On several occasions the temperature dropped to 1.9 ^{o}C, but never for longer than 15 minutes. The temperature deviations were only 0.1 degree below the target and were for a very short duration (less than 15 minutes).

A requirement of the protocol was that the animals' body weights be between 22 to 24 g. The body weights of the animals on Day 1 ranged from 18.5 to 22.1 g. The numerous animals outside the protocol-specified body weight range on Day 1 is a function of the random, expected, fluctuation in daily animal body weights.

Certified NIH-31 diet was not available *ad libitum* for the duration of the study period. On Day -3, improper filling of the metabolism cage feeders occurred and animals had no access to feed from Day -3 to -2. One cage was also found without water on Day -3; the specific cage was not specified in the raw data. This incident occurred prior to study start, and all animals appeared healthy and normal despite reduced feed and water for this period.

The protocol specified that animals were to be randomized on Day -2, -3, or -4. The animals were randomized to study on Day -6. To provide at least 5 days of acclimation to the cages and to the other animals in the group, animals were randomized directly into their groups sooner than the protocol directed.

The protocol specified that twice-daily urine collection cup observations were to be collected. On Days 1 and 15, the urine collection cup observation was completed once per group instead of twice. Making these observations only once on these days is reasonable given the timing of when the study started on Day 1 and when it ended on Day 15.

The protocol specified that urine samples were to be stored refrigerated at 2-8 ^{o}C. On Day 17 the urine samples were moved to a freezer, set to maintain -70 ^{o}C, until the samples were shipped. This deviation was taken following instructions from the Sponsor to store samples at -70 ^{o}C as -70 ^{o}C is the more appropropriate storage temperature.

Page 13 of the protocol specified that animals terminated at scheduled sacrifices would have their carcasses frozen and retained for up to 3 months. Page 12 of the protocol discussed moribund sacrifices but did not provide instructions to freeze and retain carcasses instead stating only that there would be a gross necropsy with moribund sacrifices. All animals in Group 8 were sacrificed moribund on 7-March-2014 (Study day 10). These Group 8 animals were stored frozen after the necropsy. Large numbers of moribund sacrifices were not anticipated and so freezing and retention of moribund sacrifices was not included in the protocol. Freezing and retention of these moribund sacrifice carcasses is desirable as these carcasses may be shipped to the Sponsor for analysis; therefore, freezing of these carcasses was performed.

The protocol on pages 13 stated that carcasses of animals would be retained for up to 3 months. All carcasses were retained for greater than 3 months. Sponsor requested that carcasses be retained beyond 3 months.

Protocol

Study Title	Fourteen-Day Diet Mix Pilot Study of Soil and Clay Target and Soil and Clay Target Extracts in Mice
Testing Facility	Ricerca Biosciences, LLC Drug Safety and Metabolism 7528 Auburn Road Concord OH 44077
Study Number	030947 06262044
Ricerca Document Number	030947-0
Compliance Status	Non-GLP
Version	Final

Responsible Personnel

Study Director:	Roger Hawks, Ph.D., DABT phone: 440-357-3744 facsimile: 440-357-3800 cell: 440-231-2535 email: roger.hawks@ricerca.com
Sponsor Contact:	Glenn Hoeger Arcadis, U.S., Inc. 1 South Church Avenue, Suite 1120 Tucson, Arizona 85701 Phone: 520-629-8282 facsimile: 520-620-6476 email: glenn.hoeger@arcadis-us.com

Sponsor-enlisted Contributing Scientist(s):

Dose Formulation Analysis:	Hoai Van, Ph.D. ALS Life Sciences 10450 Stancliff Rd, Suite 210 Houston, TX 77099 USA phone: 281-530-5656 email: Hoai.Van@alsglobal.com
Bioanalytical Analysis (Urine):	Million Woodneh AXYS Analytical Service, LTD. 2045 Mills Road, West, Sidney, BC Canada V8L 5X2 email: mwoodneh@axys.com phone: 250-655-5837

Supervisory Personnel:

Technical Director, Toxicology:	Kenneth G. Draper, Ph.D., DABT
Technical Director, Safety Pharmacology:	Michael J. Stonerook, Ph.D., D.V.M., DABT
Technical Director, Bioanalytical:	Jessica LaFlam, B.S.
Technical Director, Analytical:	Jason Blanchard, M.Sc.

Attending Veterinarian: Michael J. Stonerook, Ph.D., D.V.M., DABT

Introduction

Objective(s)

The objective(s) of this study are to determine palatability of soil and extract diet mixtures and provide urine samples to test analytical methods for analyzing the presence of polycyclic aromatic hydrocarbons in urine.

Sponsor

Arcadis U.S., Inc.
630 Plaza Drive, Suite 100
Highlands Ranch, CO
80129

Proposed Schedule of Events

Study Initiation:	Date protocol/study plan is signed by study director
Experimental Start:	February-2014
First Day of Dosing:	February-2014
Last Day of Dosing:	February-2014
Experimental Completion:	The date the last subreport is signed.

Regulatory Compliance

This non-GLP study will be performed according to the protocol and testing facility standard operating procedures.

Test Article and Positive Control

Identification	Test Articles - Sieved soil/fragments, extracts in acetone. Positive Control - Benzo(a)pyrene B(a)P

Lot Number	1304777-07A: Clean Sample (Group 1) SLBF45S3V: Benzo(a)pyrene B(a)P (Group 2) 1304777-01A: Soil Test Articles (Groups 3, 4, 5) 1304777-04A: Soil Test Article Extract (Group 6) 1304777-08A: Fragment Article (Group 7) 1304777-11A: Fragment Article Extract (Group 8)
Purity/Correction Factor	Test articles and positive control will be used without a correction factor
Bulk Stability	Any available information about bulk stability of either the test articles or positive control will be included in the study file.
Storage Conditions	Positive control to be stored at ambient room temperature. Test article to be stored refrigerated at a target temperature of 2-8°C.
Characteristics	Any information methods, composition, or other characteristics that define the test article or positive control articles, which are supplied by the sponsor/manufacturer, will be included in the final report.
Safety	An MSDS or other suitable document will be provided for the Benzo(a)pyrene (B(a)P). Specific laboratory safety procedures will be employed when working with the positive control and test articles. A memo detailing safety procedures associated with this study has been generated, circulated, and placed in the study file. .
Retention Sample	No retention sample will be collected.
Accountability	Maintained according to testing facility SOPs
Disposition	Remaining test articles and positive control article may be transferred for use on a future study prior to finalization of the study report, or will be returned to the Sponsor should additional studies not be conducted.

Vehicle Components

Identification	No vehicle to be used. The sieved soil, extracts, or B(a)P will be mixed directly into the diet.

Dose Formulation

Frequency of Preparation All diets will be prepared once prior to dosing.

Procedures	Extract test articles - The extract test article will be initially incorporated into diet by applying the total volume of extract in acetone directly from the vial to a small amount of rodent meal using a bowl and mixing spoon. The acetone will be allowed to evaporate from the diet under a hood. The vial will then be rinsed with 5 milliliters of methylene chloride and the rinsate will be applied directly to the extract diet. The vial rinsing and additions of rinsate to diet will be performed three times. Methylene chloride from the vial rinses will be allowed to evaporate under a hood. Documented concentration of B(a)P in extract will be used to calculate concentration in extract diet preparation. An appropriate amount of this diet will be mixed in a blender with the remaining amount of meal for that batch to match the 10% Soil Test Article diet concentration for B(a)P. The initial diet mix of Group 6 soil extract (on February 14, 2014) will occur as above with the exception that the stock diet will be mixed with remaining meal by hand rather than in a blender. All calculations used to prepared diets will be provided to the Sponsor Contact for verification prior to diet preparation. Diet preparation will only proceed following approval of all calculations by Sponsor. Positive control and sieved soil/fragment test articles - The appropriate amount of test article will be initially incorporated into a small amount of rodent meal using a bowl and mixing spoon followed by mixing with the remaining amount of meal for that batch in a blender. Duration of mixing for each diet of each group will be recorded and will be a minimum of 15 minutes, with longer durations if deemed necessary. Care will be taken not to grind or otherwise crush soil test articles during mixing. Details of the procedures used will be recorded and included in the final report.
Storage Conditions	Test article and positive control diets to be stored refrigerated at 2-8°C.

Diet Formulation Analysis

Concentration and Homogeneity	The concentration will be determined for each test diet prepared. Prior to analysis, these samples will be stored under monitored refrigerated conditions at of 2-8°C. Duplicate samples will be collected (approximately 20 g each sample) from the top, middle, and bottom of each test diet preparation. One set of each of the above duplicate concentration samples will be shipped on with ice packs to the Contributing Scientist, Dose Formulation Analysis. The duplicate sets will be retained at a controlled temperature of 2-8°C as a backup at the Testing Facility (to be discarded or stored or shipped to Sponsor after satisfactory results have been obtained on the first set of samples).
Stability	Stability testing will not be performed.
General	Results from formulation analyses will be included in a dose formulation report, which will be included in the final study report. All remaining dose formulations will be properly discarded when the final dose formulation report is issued or will be shipped to the Sponsor or the Sponsor's designated laboratory.

Test System

Humane Care of Animals

Treatment of the animals (including but not limited to all husbandry, housing, and feeding conditions) will be conducted in accordance with the guidelines recommended in Guide for the Care and Use of Laboratory Animals (National Academy Press, Washington DC, 2011). Housing will also conform to the USDA Animal Welfare Act (9 CFR Parts 1, 2, and 3).

Species	mus musculus
Strain	B6C3F1

Source	Charles River Laboratories
History	The animals will be experimentally naïve.
Weight at Initiation of Dosing	Target of 22-24 grams
Number and Sex	32 females, plus 3 extra
Identification	An ear tag with a matching cage card will be used.
Justification	Mice are commonly used in safety evaluation studies that are accepted by appropriate regulatory agencies. The total number of animals used in this study was the minimum required to properly achieve study objectives. This determination was based on historically established conventions in the industry for this type of study.
Receipt and Acclimation	Animals will be received from their source and acclimated to the facility and husbandry conditions according to Facility SOPs. Prior to release to study, health status of the animals will be reviewed by a member of the veterinary staff. Data collected on animals prior to release to study will be maintained as facility records.
Housing/ Sanitation	Upon receipt, animals will be housed singly and in stainless steel wire bottom cages. Following randomization, animals will be housed four per cage, each group in a single cage, in Nalgene® metabolism cages. Animal room and cage cleaning will be performed according to testing facility SOPs.
Diet	Certified NIH-31 diet as meal will be available ad libitum, except during protocol-specified periods of fasting. Analysis of diet has been performed by the manufacturer and has been certified to be within specifications.
Fasting	The animals will be fasted as noted in subsequent section(s) of the protocol for dosing or data-specific collection periods.

Water	Tap water filtered through a 0.22 µM PES filter will be available ad libitum while mice are in their home cage. Water to be filtered will be supplied by the City of Painesville and is routinely analyzed to monitor chemical and bacterial levels and to determine priority pollutants.
Contaminants	Results of the food and water analyses are reviewed periodically by a staff veterinarian or designee. No contaminants are known to be present in the food or water that may interfere with the results of the study.
Environment	Temperature: 68 – 79°F (20 – 26°C) Humidity: 30 – 70% Light: An alternating 12-hour light/dark cycle will be maintained, except during study-specific procedures. Addition or loss of time due to Daylight Savings time adjustments will not be considered as deviations. Ventilation: The airflow will be set for at least 10 air changes per hour with 100% fresh air (no air recirculation). The environmental conditions of the animal room will be monitored and documented.
Environmental Enrichment/ Supplements	Species-specific enrichment or supplements will be provided per facility SOPs.

Study Design

Randomization	Animals considered healthy and acceptable for study will be assigned to Study Groups using a computer-generated randomization procedure based on body weight. Control for siblings will be performed, if possible. Randomization into study groups will occur on Day -2, -3, or -4. Animals not assigned to study groups will be allocated into a spare group. Spare animals will be released from study on or after Day 1.

Predose

Animals will be acclimated to the study room for a minimum of 7 days prior to initiation of dosing.

Animals may be acclimated to study-specific experimental procedures to identify animals which may exhibit increased levels of stress or resistance to the procedure.

Animals deemed unfit to receive test or control article based on predose data (including behavioral issues) will be removed from the study group and replaced by a spare animal.

Predose data (e.g. veterinary examinations, etc) collected for selection of animals to be randomized to study will be maintained in the study files.

Treatment Groups and Dose Administration

The mice will be assigned to groups as shown in the table below. The first day of administration will be designated as Day 1 of the study.

Group Assignment and Dose Levels

Dose Group	Number of Animals (Female)	Test Article	Test Article Lot Number	Dose Level
1	4	Sieved soil to 250 µM negative control	1304777-07A	10% (w/w) of diet
2	4	Benzo(a)pyrene (B(a)P) Positive control	SLBF45S3V	25 ppm
3	4	Sieved Soil	1304777-01A	5% (w/w) of diet
4	4	Sieved Soil	1304777-01A	10% (w/w) of diet
5	4	Sieved Soil	1304777-01A	20% (w/w) of diet
6	4	Extract of Sieved Soil	1304777-04A	B(a)P ppm Equivalent of Group 4 (10% of diet)
7	4	Pulverized Clay Target Fragment	1304777-08A	10% of diet
8	4	Extract of Pulverized Clay	1304777-11A	B(a)P ppm Equivalent of Group 7 (10% of diet)

Dose Administration

Dose Administration

Animals will receive the test or positive control

	articles mixed in their diet for 14 consecutive days. All animals will be terminated the day following completion of dosing.
Route of Administration	All administrations will be given by the oral route as a diet admixture.
Justification of Route	This administration route is consistent with the route of exposure used in “Technical Report for Experiment No. 6722: Chronic Bioassay of Two Composite Samples From Selected Manufactured Gas Plant Waste Sites”, Beland and Culp, 1998
Justification of Dose Levels	Dose levels were selected by the Study Director in agreement with the Sponsor and based on available data.
Justification of Frequency	The frequency of administration is conventional for studies of this type.

In-Life Observations and Measurements

Toxicity Animals

Viabilities	Animals will be observed for viability at least once in the morning and once in the afternoon, at least 4 hours apart, throughout the study.
Clinical Observations	Daily cageside clinical observations will be performed and recorded at approximately the same time each day.
Detailed Clinical Observations	Detailed clinical observations will be performed prior to randomization.
General	Animals appearing to be in pain or distress will be brought to the attention of the Study Director and/or a staff veterinarian.
Body Weights	Body weights will be measured predose, as needed, to monitor animal body weights. Animal body weights of 22 to 24 grams will be required for use on study. Additional body weights will be measured pre-randomization (between Days -5 to -1), and daily for the remainder of the in-life period.
Food Consumption	Quantitatively, once predose, and daily for the remainder of the in-life. Food consumption per

	cage will be divided by four obtain an average food consumption per animal.
Observations for Potential Fecal Contamination	Twice daily observations of the urine collection cups will be performed. Fecal contamination of collected urine will be recorded and feces will be removed if possible. Pictures will be taken daily of pooled urine following transfer to containers used for storage and shipping .

Urine Collection

Sample Collection	Daily from each cage. Daily urine samples from each cage (i.e. – pooled urine from each group) will be stored refrigerated at 2-8°C, in pre-labeled urine collection vials, until shipment to the analytical lab on the first appropriate shipping day following Days 8 (Day 1 to 7 samples) and 14 (Day 8 to 14 samples). Samples will be shipped on ice packs. Should no urine be present in collection cups documentation will be made.

Euthanasia/Necropsy

Morbidity/ Mortality	Animals considered moribund will be euthanized by CO_2 overdose on the day the determination is made.
Unscheduled Necropsy	If an animal is found dead or is euthanized moribund following initiation of dosing, it will be necropsied. If necropsy personnel are not available at the time the animal is found dead or euthanized moribund, the carcass will be refrigerated until necropsy can be conducted. The gross necropsy will be conducted for the purpose of attempting to determine cause of death and will include examination of: All external surfaces and orifices Internal organs and tissues All abnormalities will be described and recorded

Scheduled Necropsy	Following collection of the final in-life samples, all surviving animals will be euthanized by CO_2 overdose and their carcasses will be frozen and retained by Ricerca for up to three months for possible future evaluation. After three months carcasses will be disposed of appropriately or will be shipped to the Sponsor.

Major Computer Systems/Software

The computer systems used on this study may include, but not be limited to, the following systems. All version numbers of the applications, as well as validation or qualification status, are maintained by Ricerca Biosciences, LLC, and will be presented in appropriate sections of the final report.

Application Name	Function
Siemens REMs	Controls environmental systems in vivarium
Edstrom Watchdog	Monitors and records environmental data in vivarium
Analyst	Bioanalytical data analysis software
Watson	Integrated sample tracking and analysis system
WinNonLin	Pharmacokinetic analysis system
Provantis	In-life test system data and statistical evaluation
TotalChrom	Used for Dose Formulation data collection
Microsoft Office	Collection of word processing and spreadsheets used for report production
RATS	In-house system used to schedule study activities
SAS	statistical analysis of data within Provantis system

Statistical Analysis

When appropriate, numeric animal data will be evaluated statistically. Data considered to be parametric (continuous data, typically with normal distributions) will be evaluated by analysis of variance (ANOVA) with $p \leq 0.05$. If significance exists, pairwise comparisons of each dose group with the control group will be made using a post hoc test, Bonferroni or Dunnett, ($p \leq 0.05$). to identify statistical differences between each dose level group and control values. Data

considered to be non-parametric (discontinuous data or non-normally distributed) will be evaluated using a Kruskal-Wallis Test ($p \leq 0.05$) on ranked data for group significance. If significance exists, pairwise comparisons of each dose group with the control group will be made using a post hoc test Wilcoxon with Bonferroni-Holm adjustment, ($p \leq 0.05$).

Statistical evaluation may not be conducted for particular parameters if there is lack of sufficient data due to excess animal mortality or other pertinent factors.

Animal Care and Use Statement

The research described does not unnecessarily duplicate previous animal experiments and is being conducted in the absence of acceptable non-animal alternatives to accomplish its objectives. The protocol and any amendments or procedures involving the care or use of animals in this study will be reviewed and approved by Ricerca's Institutional Animal Care and Use Committee (IACUC) prior to the initiation of such procedures (i.e., prior to the start of the study for most protocol-specified procedures).

Palliative and Prophylactic Measures

The Study Director, in consultation with a staff veterinarian, may approve palliative and/or prophylactic treatment of animals. Under emergency situations, the Study Director authorizes a staff veterinarian to approve palliative and/or prophylactic treatments; under such circumstances the Study Director and Sponsor will be notified of treatment as soon as possible

Quality Assurance

This is a non-GLP study, and therefore no Quality Assurance audits will be conducted.

Sponsor Review

The Sponsor may send representatives to inspect the study and the premises during normal working hours during the course of the study and/or to review the raw data and the final report.

Protocol Changes and Deviations

Changes to the approved protocol will be in the form of amendments approved by the Study Director and the Sponsor Representative. Amendments will clearly

describe the protocol changes and will include the effective date of the change and justification for the change. The Sponsor may authorize protocol changes by telephone or other electronic means when he/she cannot be physically present for signature. Protocol deviations will be noted in the study records and reported.

Records

Following completion of analysis and prior to completion of the final report, all materials generated at Ricerca Biosciences, LLC, including raw data and final report and any biological and formulation samples will be shipped to the Sponsor.

External test sites will be responsible for archiving data produced at their own sites.

Reporting

The Study Director will prepare a final report of the study results. This report will include a comprehensive presentation of data, as well as interpretations of the data. The name and address of the facility conducting the study and dates on which the study was initiated and completed will be included in the report.

Approval for Study Initiation

Sponsor Contact

Date: 02/14/2014

Glenn C. Hoeger
Arcadis, U.S., Inc.

Study Director

Date: 14 February-2014

Roger Hawks, Ph.D.,DABT
Ricerca Biosciences, LLC

Testing Facility Management

Date: 14 Feb 2014

Drug Safety and Metabolism
Ricerca Biosciences, LLC

PROTOCOL AMENDMENT
Number One

Study Title

Fourteen-Day Diet Mix Pilot Study of Soil and Clay Target and Soil and Clay Target Extracts in Mice

Study Number: **030947**

Testing Facility:
Ricerca Biosciences, LLC
Drug Safety and Metabolism
7528 Auburn Road
Concord OH 44077

Additions/changes are in bold underlined text.
Deletions are in strike through.

Sponsor

Arcadis U.S., Inc.
630 Plaza Drive, Suite 100
Highlands Ranch, CO
80129

Page 6 of Final Protocol

Procedures

Extract test articles - The extract test article will be initially incorporated into diet by applying the total volume of extract in acetone directly from the vial to a small amount of rodent meal **by dribbling extract down a metal spatula directly onto the diet.** ~~using a bowl and mixing spoon~~. ~~The acetone will be allowed to evaporate from the diet under a hood.~~ The vial will then be rinsed with 5 milliliters of methylene chloride and the rinsate will be applied directly to the extract diet. The vial rinsing and additions of rinsate to diet will be performed three times. Acetone, and ~~M~~**m**ethylene chloride from the vial rinses, will be **blown off by a steady stream of nitrogen** ~~allowed to evaporate~~ under a hood. Documented concentration of B(a)P in extract **and or in measured extract mix prepared on February 14, 2014,** will be used to calculate concentration in extract diet preparation. An appropriate amount of this diet will be mixed in a **freezer bag** ~~blender~~ with the remaining amount of meal for that batch to match the 10% Soil Test Article diet concentration for B(a)P.

The initial diet mix of Group 6 soil extract (on February 14, 2014) will occur**ed** as above ~~with the exception that the stock diet will be mixed with remaining meal by hand rather than in a blender~~.

All calculations used to prepared diets will be provided to the Sponsor Contact for verification prior to diet preparation. Diet preparation will only proceed following approval of all calculations by Sponsor.

Positive control and sieved soil/fragment test articles - The appropriate amount of test article will be initially incorporated into a small amount of rodent meal ~~using a bowl and mixing spoon~~ followed by mixing with the remaining amount of meal for that batch in a **freezer bag** ~~blender~~. Duration of mixing for each diet of each group will be recorded and will be a minimum of 15 minutes, with longer durations if deemed necessary.

Care will be taken not to grind or otherwise crush soil test articles during mixing.

Details of the procedures used will be recorded and included in the final report.

Rationale

More appropriate mixing procedures than those described in the original protocol were discovered during the initial mix on February 14, 2014. These procedures are incorporated into the protocol via this amendment.

Page 7 of Final Protocol

Concentration and Homogeneity

The concentration will be determined for each test diet prepared. Prior to analysis, these samples will be stored under monitored refrigerated conditions at of 2-8°C. Duplicate samples

will be collected (approximately 20 g each sample) from the top, middle, and bottom of each test diet preparation.

One set of each of the above duplicate concentration samples will be shipped on with ice packs to the Contributing Scientist, Dose Formulation Analysis. The duplicate sets will be retained at a controlled temperature of 2-8°C as a backup at the Testing Facility (to be discarded or stored or shipped to Sponsor after satisfactory results have been obtained on the first set of samples).

Additionally, a single approximately 20 gram sample of the stock diet used to prepare Group 6 will be collected and sent to the Contributing Scientist, Dose Formulation Analysis.

Rationale

Analysis of Group 6 stock diet may be desired and so a sample is being provided to the ALS.

Page 11 of Final Protocol

Food Consumption

Quantitatively, ~~once~~ **at least three days** predose, and daily for the remainder of the in-life. Food consumption per cage will be divided by four obtain an average food consumption per animal.

Rationale

The original protocol incorrectly listed a single day of predose food consumption. A longer duration of food consumption than one day is desired.

Page 12 of Final Protocol

Observations for Potential Fecal Contamination

Twice daily observations of the urine collection cups will be performed. Fecal contamination of collected urine will be recorded and feces will be removed if possible. Pictures will be taken daily of pooled urine. ~~following transfer to containers used for storage and shipping~~.

Sample Collection

Daily from each cage. Daily urine samples from each cage (i.e. – pooled urine from each group) will be stored refrigerated at 2-8°C, in pre-labeled urine collection vials, until shipment to the analytical lab on the first appropriate shipping day following Day~~s~~ **14**. ~~8 (Day 1 to 7 samples) and 14 (Day 8 to 14 samples~~). Samples will be shipped on ice packs.

Should no urine be present in collection cups documentation will be made.

Rationale

The photographs of pooled urine may occur prior to or subsequent to transfer of the urine to containers used for shipping and so the specification hat photographs must be taken subsequent to this transfer is removed. The analytical lab performing urine analysis has requested that urine samples be retained until all samples are available to be shipped.

Effective Date

The effective date is the date that the amendment is signed by the Study Director.

Protocol Amendment Approval

Sponsor Representative

Date: 02/26/2014

Glenn C. Hoeger
Arcadis, Inc.

Study Director

Date: 26 February 2014

Roger Hawks, Ph.D., DABT
Ricerca Biosciences, LLC

Testing Facility Management

Date: 26 Feb 2014

Drug Safety and Metabolism
Ricerca Biosciences, LLC

APPENDIX C

Pilot Study AXYS Analytical Urine Analytical Reports

AXYS | Axys Analytical Services Ltd
2045 Mills Road West
SIDNEY, BRITISH COLUMBIA, CANADA V8L 5X2
TEL 250-655-5800 FAX 250-655-5811
www.axysanalytical.com

AXYS Client No.: 4765

Client Address: ARCADIS U.S., Inc.
630 Plaza Drive, Suite 600
Highlands Ranch, CO, US, 80129

The AXYS contact for these data is Kirsten Anderson.

PAH ANALYSIS

URINE SAMPLES

PROJECT: 06262044.0000

Contract: 4765
Data Package Identification: DPWG47325

Analysis WG47118

2 May 2014

ARCADIS U.S., INC.
URINE SAMPLES

PROJECT: 06262044.0000

OH-PAHs ANALYSIS
AXYS METHOD: MLA-905 DRAFT
4765: L21234-1 to -8
L21236-7 and -8
L21241-1 to -6

5 May 2014

NARRATIVE

This narrative describes the analysis of sixteen urine samples for selected hydroxy metabolites of poly aromatic hydrocarbons (PAHs) using high-resolution gas chromatography / high-resolution mass spectrometry (HRGC / HRMS).

SAMPLE RECEIPT and STORAGE

The samples were received on 19-March-2014. Details of sample conditions on receipt are provided on the sample receiving record. The samples were stored at -80°C prior to extraction and analysis.

SAMPLE PREPARATION AND ANALYSIS

Analysis procedures were in general accordance with '**AXYS Method 905 Draft: *Analytical Procedure for the Analysis of Hydroxy-Polycyclic Aromatic Hydrocarbons in Urine by HRCG-HRMS.*** A method summary (MSU-905) is included in the data package following this narrative.

The samples were analyzed in batch WG47118, the composition of which is shown on the correlation table, and on the batch list heading the extraction workup sheets. The analysis batch included two procedural blanks, AXYS ID WG47118-101, prepared with synthetic urine, and a pooled control human urine sample, AXYS ID WG47118-102. In addition, two Ongoing Precision and Recovery (OPRs) test samples were included; one, AXYS ID WG47118-103, prepared with spiked synthetic urine and the second, AXYS ID WG47118-105, prepared with spiked human urine.

An accurately measured sub-sample of approximately 4 mL sample was spiked with 30 µL of 2-mercaptoethanol to control analyte oxidation. The samples were then spiked with isotopically labeled quantification standards and ß-glucuronidase enzyme. The mixture was incubated at 37°C for 17 hrs. The de-conjugated analytes were then extracted with pentane. The extracts were reduced under a gentle stream of nitrogen, spiked with the derivatization monitoring standard and the recovery standard and derivatized for 30 min with MSTFA at 60°C with a final volume of 225 µL, 2 µL was injected onto the HRGC/HRMS.

CALCULATIONS

Target concentrations were determined by isotope dilution or internal standard quantification procedures, using OPUSQuan software. Formulas used for conversion of the raw chromatographic data to concentrations are provided in the method summary document, MSU-905.

As described in the method summary, sample specific detection limits (SDLs) were calculated from the noise for each target analyte and used as the detection qualifier. If the OPUSquan software selected an unrepresentative region of noise for the SDL calculation, the SDL is corrected by hand on the raw data.

REPORTING CONVENTIONS

For internal tracking, ARCADIS U.S., INC., was assigned contract number 4765. AXYS logged the samples under the unique laboratory identifier of the form identifier of the form LXXXXX-XX All data reports reference both the client and lab sample identifiers.

Any extra work required and performed after the initial instrumental analysis of a sample extract is given an extra "test suffix" code. The single letter code per extra work performed is added to the AXYS sample ID as a suffix, and is combined with any other applicable test suffix codes. Test code in this data package includes:

i = instrumental reanalysis of the sample extract
W = The sample extract was diluted and instrumentally reanalyzed
N = large dilution, new portion into fresh microvial followed by instrumental analysis

The following data qualifier flags were used in this data package:

D	=	indicates dilution data
K	=	a peak was detected that did not meet all the qualitative criteria for positive identification. The reported value is the estimated maximum possible analyte concentration.
U	=	Analyte not detected
V	=	the recovery of the surrogate falls outside the method control limits
NQ	=	Data not quantifiable, results are not available.

Results are reported to three significant figures, in units of picograms per milliliter (pg/mL).

ANALYTICAL DISCUSSION

The Analyst noted on the laboratory worksheet that sample Day 9 Group 8 (AXYS ID L21236-8) may have been doubly spiked with the labeled quantification standards. The results confirmed the Analyst's note and the reported native analyte concentrations were multiplied by a factor of 2 and the isotope labeled surrogate recovery values were divided by a factor of 2. Data are not affected by this variance.

With the exception of sample Day 7 Group 1, Day 14 Group 1 and Day 14 Group 2 (AXYS ID L21234-1, L21241-1 and -2 respectively) the area responses for multiple analytes were over the calibrated range of the instrument in the original analysis run. The sample extracts were diluted by a factor of up to 20x. The dilution reduced the area responses for the affected analytes, however, results for 3-OH-Chrysene, 3-OH-Benzo[a]pyrene and 9-OH-Benzo[a]pyrene were still slightly over the calibration limit. This was deemed not to significantly affect the reported values.

Due to matrix co-extractives elevated chromatographic noise that resulted in detection limits above 25 pg/mL was observed in four samples namely, Day 7 Group 1, Day 7 Group 2, Day 14 Group 1, and Day 14 Group 2 (AXYS ID L21234-1, -2, L21241-1 samples respectively).

The recoveries of d11-3-OH-Benzo[a]pyrene were observed to be above the upper interim method control limit in multiple samples. This has no impact on the data. The results are recovery-corrected, labeled compound recovery values are provided as general data quality indicators only.

The following quality control samples were included in the analysis workgroup: Two laboratory blanks, one prepared using 4 mL of synthetic urine, and the second prepared using 4 mL of reference human urine. Two ongoing precision and recovery control (OPR) test samples prepared using spiked 4 mL reference human urine and synthetic urine samples.

QA/QC NOTES

The QC samples were prepared alongside the client sample, and were subjected to the same analytical procedures. The sample results were evaluated in comparison to the QC samples.

- The results are not blank corrected. The sample should be compared to the procedural blank.
- By virtue of the isotope dilution/internal standard quantification procedures, data are recovery corrected for possible losses during extraction and cleanup.
- Ion abundance ratios are only used for detection of gross interferences at high concentrations.
- All linearity, CAL/VER, Lab Blank, OPR and labeled compound recovery specifications were met, with the following exception:

- Relative standard deviation for 9-OH-Benzo[a]pyrene were slightly above the interim method acceptance limit of 25% in the initial calibration runs; Data files: MP4B_099 S: 2 to 4 and 7 to 9. Given that both the calibration verification and the OPRs met the method criteria data are not considered affected by this variance. Similarly, %RSD value for d11-3-OH-Benzo[a]pyrene were slightly above the interim method limit value of 35%.

- Cis and Trans 7,8-Diol-Benzo[a]pyrene, were not recovered through the procedure. As a result, the results are flagged with 'NQ'-Not Quantifiable and no data are provided for these analytes.

- With the exception of sample Day 7 Group 1, Day 14 Group 1 and Day 14 Group 2 (AXYS ID L21234-1, L21241-1 and -2 respectively) the area responses for multiple analytes were over the calibrated range of the instrument in the original analysis run. The sample extracts were diluted by a factor of up to 20x. The dilution reduced the area responses for the affected analytes, however, results for 3-OH-Chrysene, 3-OH-Benzo[a]pyrene and 9-OH-Benzo[a]pyrene were still slightly over the calibration limit. This was deemed not to significantly affect the reported values.

- Due to matrix co-extractives detection limits above 25 pg/mL was observed in four samples namely, Day 7 Group 1, Day 7 Group 2, Day 14 Group 1, and Day 14 Group 2 (AXYS ID L21234-1, -2, L21241-1 samples respectively).

- The recoveries of d11-3-OH-Benzo[a]pyrene were observed to be above the upper interim method control limit in the samples listed below and the results have been flagged with a 'V'. This has no impact on the data. The results are recovery-corrected, labeled compound recovery values are provided as general data quality indicators only.

AXYS ID	Client ID
L21234-1	Day 7 Group 1
L21234-2	Day 7 Group 2
L21234-3	Day 7 Group 3
L21234-4	Day 7 Group 4
L21234-5	Day 7 Group 5
L21234-6	Day 7 Group 6
L21234-7	Day 7 Group 7
L21236-7	Day 9 Group 7
L21241-1	Day 14 Group 1
L21241-2	Day 14 Group 2
L21241-3	Day 14 Group 3
L21241-4	Day 14 Group 4
L21241-5	Day 14 Group 5
L21241-6	Day 14 Group 6
LAB Blank	WG47118-102

DATA PACKAGE

This data package, assigned a unique identifier DPWG47325, includes: shown on the front page of this Data Package. Included in the data package after the narrative are the following documentations:

- Sample Correlation Table
- Sample Receiving Documentation
- Extraction worksheets.
- Sample data reports
- Laboratory QC data reports
- Instrumental QC data reports (organized by analysis date)
- Sample raw data
- Laboratory QC raw data
- Instrumental QC raw data (organized by analysis date).

I certify that this data package complies with the terms and conditions of the contract, both technically and for completeness, except for the conditions detailed above. In addition, I certify, that to the best of my knowledge and belief, the data as reported are true and accurate. The following signature, on behalf of Axys Analytical Services Ltd, authorizes the release of the data contained in this data package.

Million Woudneh

Signed: Million Woudneh, PhD
Product Development Chemist

05-MAY-2014
Date Signed

Summary of AXYS method MLA-905 Rev. 01 Ver. 01:

ANALYTICAL PROCEDURE FOR THE ANALYSIS OF HYDROXY-POLYCYCLIC AROMATIC HYDROCARBONS IN URINE BY HRGC-HRMS

AXYS Method MLA-905 describes the determination of concentrations of selected hydroxy-polyaromatic hydrocarbons (OH-PAHs) in urine samples. According to clients' requests this analysis may be performed to determine total OH-PAHs (the sum of free OH-PAHs and conjugated OH-PAHs) and/or only free (not conjugated) OH-PAHs. Deconjugation is performed by enzymatic hydrolysis to liberate the glucuronated and sulfonated forms of the analytes into free hydroxy PAH forms.

Typical reporting limits are 10 - 25 pg /mL for each analyte using a 4 mL sample.

TARGET ANALYTES

Hydroxy polycyclic aromatic hydrocarbons (OH-PAHs)

Compound	Short name	CAS #
3-Hydroxy-chrysene	3-OH-Chrysene	63019-39-6
3-Hydroxy-benzo[a]pyrene	3-OH-Benzo[a]pyrene	13345-21-6
9-Hydroxy-benzo[a]pyrene	9-OH-Benzo[a]pyrene	17573-21-6
3-Hydroxy-benz[a]anthracene	3-OH-Benz[a]anthracene	4834-35-9
7,8-Dihydrodiol-benzo[a]pyrene (trans) *	7,8-Diol-benzo[a]pyrene, trans	60864-95-1
7,8-Dihydrodiol-benzo[a]pyrene (cis) *	7,8-Diol-benzo[a]pyrene, cis	60657-25-2

* Poorly recovered analyte, included for general information only

EXTRACTION

Urine samples are spiked with 2-mercaptoethanol to prevent oxidation of the analytes. The samples are then spiked with a suite of labeled quantification standards and labeled derivatization monitoring standard. Where total OH-PAHs (the sum of free OH-PAHs and conjugated OH-PAHs) are required β-glucuronidase enzyme is used to de-conjugate the glucuronated and sulfonated forms of the analytes into free hydroxy PAH forms. The samples are then sequentially extracted with pentane. The extracts are dried with anhydrous sodium sulphate, concentrated and derivatized to trimethylsilyl forms with N-Methyl-N-(trimethylsilyl) trifluoroacetamide.

INSTRUMENTAL ANALYSIS

Instrumental analysis is performed by high-resolution gas chromatography using a 30 m DB-17 capillary column and detection by high resolution mass spectrometry.

Analytes, Typical Retention Times, Acquired Ions and Quantification References

Target Analyte	Typical Retention Time (minutes)	Mass 1	Mass 2	Quantified Against
Target Analytes				
3-OH-Chrysene	23.00	316.1283	301.1049	$^{13}C_6$-3-OH-Chrysene
3-OH-Benzo[a]pyrene	26.41	340.1283	325.1049	d_{11}-3-OH-Benzo[a]pyrene
9-OH-Benzo[a]pyrene	26.25	340.1283	325.1049	$^{13}C_6$-3-OH-Chrysene
3-OH-Benz[a]anthracene	23.10	316.1283	301.1049	$^{13}C_6$-1-OH-Benz[a]anthracene
7,8-Diol-benzo[a]pyrene, cis	24.48	191.0924	252.0939	d_{11}-3-OH-Benzo[a]pyrene
7,8-Diol-benzo[a]pyrene, trans	25.06	191.0924	252.0939	d_{11}-3-OH-Benzo[a]pyrene
De-conjugation monitoring standards				
1-OH-Naphthalene	8.05	216.0970	201.0736	$^{13}C_6$-1-OH-Naphthalene
1-OH-Pyrene	20.41	290.1127	275.0893	$^{13}C_6$-1-OH-Pyrene
Surrogate Standards				
$^{13}C_6$-3-OH-Chrysene	22.59	322.1485	307.1251	$^{13}C_{12}$-PCB-81
$^{13}C_6$-1-OH-Benz[a]anthracene	22.26	322.1485	307.1251	$^{13}C_{12}$-PCB-81
d_{11}-3-OH-Benzo[a]pyrene	26.37	351.1974	336.1740	$^{13}C_{12}$-PCB-81
$^{13}C_6$-1-OH-Naphthalene	8.04	222.1172	207.1172	$^{13}C_{12}$-PCB-81
$^{13}C_6$-1-OH-Pyrene	20.41	272.1328	257.1328	$^{13}C_{12}$-PCB-81
Derivatization Monitoring Standard				
$^{13}C_{12}$-4'-OH-3,3',4,5'-TetraCB	19.59	389.9971	391.9941	$^{13}C_{12}$-PCB-81
Recovery Standard				
$^{13}C_{12}$-PCB-81	16.18	301.9626	303.9597	External standard

CALIBRATION

Initial calibration is performed using a five point calibration series of solutions that encompass the working concentration range. The derivatized initial calibration solutions contain authentic target OH-PAHs, deconjugation monitoring standards, and ^{13}C-labelled or deuterium labelled derivatization monitoring, surrogate and recovery standards. The concentrations of the authentic target compounds in the solutions vary to encompass the working range of the instrument, while the concentrations of the other compounds are constant. Calibration procedures use the mean RRFs determined from the initial calibration to calculate analyte concentrations. Calibration is verified at least once every 12 hours by analysis of a mid-level calibration solution.

Nominal Concentrations of Calibration Standard Solutions

Target analyte	CAL A CS-1	CAL B CS-2	CAL C CS-3	CAL D CS-4	CAL E CS-5	CAL F CAL VER CS-6	CAL G CS-7	CAL H CS-8
3-OH-Chrysene	0.25	0.50	1.00	5.00	50	250	500	1000
3-OH-Benzo[a]pyrene	0.25	0.50	1.00	5.00	50	250	500	1000
9-OH-Benzo[a]pyrene	0.25	0.50	1.00	5.00	50	250	500	1000
3-OH-Benz[a]anthracene	0.25	0.50	1.00	5.00	50	250	500	1000
7,8-Diol-benzo[a]pyrene, Cis	0.25	0.50	1.00	5.00	50	250	500	1000
7,8-Diol-benzo[a]pyrene, Trans	0.25	0.50	1.00	5.00	50	250	500	1000
De-conjugation monitoring standards								
1-OH-Naphthalene	200	200	200	200	200	200	200	200
1-OH-Pyrene	200	200	200	200	200	200	200	200
Surrogate standards								
$^{13}C_6$-3-OH-Chrysene	250	250	250	250	250	250	250	250
$^{13}C_6$-1-OH-Benz[a]anthra-cene	250	250	250	250	250	250	250	250
d_{11}-3-OH-Benzo[a]pyrene	250	250	250	250	250	250	250	250
$^{13}C_6$-1-OH-Naphthalene	250	250	250	250	250	250	250	250
$^{13}C_6$-1-OH-Pyrene	250	250	250	250	250	250	250	250
Derivatization monitoring standard								
$^{13}C_{12}$-4'-OH-3,3',4,5'-TetraCB	50	50	50	50	50	50	50	50
Recovery standard								
$^{13}C_{12}$-PCB-81	50	50	50	50	50	50	50	50

ANALYTE IDENTIFICATION

An individual chromatographic peak is identified as a target compound if the following criteria are met for the quantification and confirmation ions:

1. Peak responses must be at least three times the background noise level for the quantification mass ion.
2. Each analyte is identified with one quantification and one confirmation mass ion.
3. The relative retention time must be within the window predicted from the initial calibration runs and the surrogate standard retention times.
4. Peak maxima for quantification and confirmation ions must coincide within two seconds.

QUANTIFICATION

Target concentrations are determined by isotope dilution or internal standard quantification procedures using MassLynx software. The equation used in the conversion of the raw chromatograms to concentration is provided below:

$$\text{Sample Conc.} = \left(\frac{\text{area of Target}}{\text{area of Surro}} \times \text{weight of Surro. (ng)}\right) \text{x} \left(\frac{1}{RRF_X}\right) \text{x} \left(\frac{1}{\text{sample size (mL)}}\right),$$

where RRF_x = Relative Response Factor for the analyte. RRFs are calculated for each analyte according to the following equation:

$$RRF_x = \left(\frac{A_x}{A_{IS}}\right) \times \left(\frac{C_{IS}}{C_x}\right)$$

where: C_{IS} =The concentration of the quantification standard in the calibration standard.
C_x =The concentration of the target analyte in the calibration standard.

Final target concentrations are recovery corrected by this method of quantification.

The recovery of the surrogate standard is calculated (by internal standard quantification against the recovery standard using an average RRF) and monitored as an indication of overall data quality.

$$\text{\% Surrogate recovery} = \left(\frac{\text{area of Surrogate}}{\text{area of Recovery Std}} \times \frac{\text{Weight of Rec. Std}}{\text{Weight of Surro.}}\right) \text{x} \left(\frac{100}{RRF}\right)$$

REPORTING CRITERIA

Sample specific detection limits (SDLs) are calculated by TargetLynx software using 3 times the signal of the noise in the target channel converted to an equivalent sample concentration:

$$\text{SDL} = \left(\frac{\text{3 x Height of Noise}}{\text{Height of Surro}} \times \text{weight of Surro (ng)}\right) \text{x} \left(\frac{1}{RRF_X}\right) \text{x} \left(\frac{1}{\text{sample size (mL)}}\right)$$

SDLs values are used as a detection qualifier. Final concentrations may be reported as picograms per milliliter (pg/mL) or picograms per gram (pg/g). The units to be used for a given project have to be negotiated at the start of every project.

QUALITY ASSURANCE/QUALITY CONTROL

All samples are analyzed in batches with the following composition:

- Batch Size – Each batch consists of test samples and additional QC samples.
- Blanks – Blanks are analyzed with a minimum frequency of 5% of client samples (i.e. each batch of up to 20 client samples contains a procedural blank). A laboratory prepared pooled urine verified for use, e.g., reference urine SC6235 or synthetic urine, is used as the matrix for the laboratory blank. The laboratory blank is also spiked with the de-conjugation monitoring standard.
- Duplicates – Where sufficient sample is available a duplicate sample is normally analyzed with each analysis batch containing greater than six (6) test samples, or as required by contract.
- OPR (Ongoing Precision and Recovery) – OPRs are analyzed with a minimum frequency of 5% of client samples (i.e. each batch of up to 20 client samples contains an OPR.) An aliquot of native standard (typically 10 µL equivalent to 20 ng per analyte) is added to 4 mL of an approved reference urine matrix to prepare the spiked reference sample. The OPR is also spiked with the de-conjugation monitoring standard.
- A Matrix Spike/Matrix Spike Duplicate may be analyzed upon client request.
- Surrogate/Authentic/Recovery (SAR) solution – Standards for OH-PAHs degrade fairly rapidly. As a diagnostic tool of standards stability control SAR must be prepared with each analysis batch and evaluated.

The batch composition may vary according to batch or quality control requirements specified by a client. Each batch is carried through the complete analytical process as a unit. For sample data to be reportable the batch QC data must meet the acceptance criteria.

QC Specification Table: Procedural Blank Levels and OPR Recoveries

Analyte	Procedural Blank Level pg/sample [1]	Acceptable OPR (% Recovery) [2]
3-OH-Chrysene	100	70-130
3-OH-Benzo[a]pyrene	100	70-130
9-OH-Benzo[a]pyrene	100	60-140
3-OH-Benz[a]anthracene	100	70-130
7,8-Diol-benzo[a]pyrene, Cis *	100	N/A
7,8-Diol-benzo[a]pyrene, Trans *	100	N/A
De-conjugation monitoring standards		
1-OH-Naphthalene	100	50-150
1-OH-Pyrene	100	50-150
Surrogate standards		
$^{13}C_6$-3-OH-Chrysene	50-150	50-150
$^{13}C_6$-1-OH-Benz[a]anthracene	50-150	50-150
d_{11}-3-OH-Benzo[a]pyrene	20-120	20-120
$^{13}C_6$-1-OH-Naphthalene	20-120	20-120
$^{13}C_6$-1-OH-Pyrene	20-120	20-120
Derivatization monitoring standard		
$^{13}C_{12}$-4'-OH-3,3',4,5'-TetraCB	60-140	60-140
Recovery standard		
$^{13}C_{12}$-PCB-81	50-200	50-200

* Unstable analyte, included for general information only.

[1] Interim laboratory background level acceptance limit is 25 pg/mL for a 4 mL sample (i.e.,100 pg abs.)

[2] Method recovery acceptance limits are not fully developed; the values provided are interim acceptance criteria. Results outside of the values shown may be accepted based on professional judgement.

QC Specification Table: Other parameters

QC Parameter	Specification
Instrument Sensitivity	Daily, S:N ≥ 3:1 for all analytes in the lowest calibration standard.
Initial Calibration	Run initially, and as required to maintain calibration verification and instrument sensitivity. Average response factors are used for quantification. RSD must be less than 25% for the native compounds and less than 35% for the labelled compounds.
Continuing Calibration Verification	Run every 12 hrs, quantify against I-CAL. Calculated conc. must be 70-130% of actual. Surrogate recoveries must fall within the limits of the table above.
Instrumental Carryover and Instrument Background	Every Initial Calibration, Cal/Ver, or OPR: < 0.3 % carryover and area response of analytes in instrument blank < 1000 judged following two previous toluene blank injections.
Duplicate Samples or MS/MSD	If conc. > 5 times R.L., RPD < 40% If conc. < 5 times R.L., difference between pairs < R.L.

ARCADIS

CORRELATION TABLE

PAH ANALYSIS

Lab Name: AXYS Analytical Services Ltd.	**Project Manager: Kirsten Anderson**
Project: 06262044.0000	**Contract No: 4765**
Project Name: N/A	**AXYS Method: MLA-905**
Data Package Identification: DPWG47325	**Program: Urine Samples**
Client Sample No.	**Lab Sample ID**
LAB BLANK	WG47118-101
LAB BLANK	WG47118-102
OPR	WG47118-103
OPR	WG47118-105
Day 7 Group 1	L21234-1
Day 7 Group 2	L21234-2
Day 7 Group 3	L21234-3
Day 7 Group 4	L21234-4
Day 7 Group 5	L21234-5
Day 7 Group 6	L21234-6
Day 7 Group 7	L21234-7
Day 7 Group 8	L21234-8
Day 9 Group 7	L21236-7
Day 9 Group 8	L21236-8
Day 14 Group 1	L21241-1
Day 14 Group 2	L21241-2
Day 14 Group 3	L21241-3
Day 14 Group 4	L21241-4
Day 14 Group 5	L21241-5
Day 14 Group 6	L21241-6

SHIPPER - SEE REVERSE SIDE FOR TERMS & CONDITIONS



A.C.E.
A DIVISION OF ALL-CAN EXPRESS LTD.

WARNING: THIS SHIPMENT IS NOT COVERED BY LIABILITY INSURANCE FOR DELAYED DELIVERY, LOSS OF MARKET, OR PENALTY EXPENSE DUE TO LATE RECEIPT.

(1) DATE: MARCH 19/14

FORWARDING BILL OF LADING #: A1137496

CONSIGNEE'S COPY

(2) SHIPPER: ATIL CANADA

(4) PREPAID:

CONSIGNEE #: AXYS ANALYTICAL

(5) COLLECT: 4765

(3) WAYBILL # 014-336-2316

POSTAL CODE:

(6) 2045 MILLS RD.
SIDNEY B.C.

POSTAL CODE: V8L3S8

(7) SHIPPER'S SIGNATURE:

(8) TIME:

CONSIGNEE'S SIGNATURE: [signature]

DATE: 19/3/14

TIME: 3:15

PLEASE PRINT NAME: W. GIERDEN

DELIVERY CHARGE:

PIECES	DESCRIPTION / CONTENTS	WEIGHT
(9) 1	(10) BOX	(11) 35 LBS

C.O.D. AMOUNT:

(12) SERVICE INSTRUCTIONS/DESCRIPTION:

CONNECTING CARRIER OR C.O.D. FEE:

(13) CITY MESSENGER
- [ ] REGULAR (OVERNITE) (T/C)
- [ ] EXPEDITE (S.D.S.)
- [ ] RUSH
- [x] DIRECT (HOT SHOT)

(14) COURIER - INTER CITY

GROUND	AIR
[ ] REGULAR	[ ] REGULAR
[ ] EXPEDITE (S.D.S.)	[ ] EXPEDITE (S.D.S.)
[ ] DIRECT (HOT SHOT)	[ ] NEXT FLIGHT OUT

(15) VALUE OF SHIPMENT:

P/U DRIVER DETAIL

DRIVER	DATE
[illegible]	19/3/14
NUMBER	TIME
30	7:55

(16) EXTRA INSURANCE
- [ ] YES
- [ ] NO

F.S.C.:

H.S.T.:

G.S.T.:

D/O DRIVER DETAIL:

TOTAL:

*RECEIVED: THE PROPERTY LISTED ABOVE (WHICH LIST IS A PART HEREOF) IN APPARENT GOOD ORDER, EXCEPT AS NOTED.

* Extra Insurance 3% of declared value.

WORLD COURIER®

A SERVICE NO ONE ELSE CAN DELIVER

ISO 9001 2008

World Courier Inc.
1313 Fourth Avenue
New Hyde Park, NY 11040-5541
1-800-223-4461
Fax 516-354-2644 / 516-354-2637
www.worldcourier.com

NON-NEGOTIABLE WAYBILL

106571428 4765

106571428

ACCOUNT #:	BILLING REFERENCE:	REC'D BY WC (NAME):	P/U TIME:	P/U DATE:
15305	30142		1400	3-17-14

FROM (SHIPPER)	TO (CONSIGNEE)
KEVIN SCHRUM 440-357-3391 NICERA BIOSCIENCES, LLC 7528 AUBURN ROAD CONCORD, OH 44077	AXYS Analytical Services Ltd. 2045 Mills Road Sidney, BC V8L 3S8 Canada 250-655-5800

SHIPMENT INFORMATION

FULL DESCRIPTION OF CONTENTS:
1 fiberboard box
107 tubes x 6ml = 642 ml net qty.
~~Mouse urine~~

SPECIAL HANDLING:
Shipped on Dry Ice
Job #: 9913

# OF PCS.	WEIGHT:	DIMENSIONS:	DOES THIS SHIPMENT CONTAIN DANGEROUS GOODS?
1	35 ☐ KGS ☒ LBS	19 x 14 x 17 ☐ CM ☒ IN	☐ NO ☐ YES (Per attached shipper's declaration) ☒ YES (Shipper's declaration not required)

COUNTRY OF ORIGIN:	DECLARED VALUE FOR CUSTOMS:	DECLARED VALUE FOR CARRIAGE:	CHECK IF SURCHARGE ELECTED: ☐
USA	5350		

PLEASE SEE REVERSE SIDE FOR SUMMARY CONDITIONS OF CARRIAGE. By tendering this shipment to World Courier, shipper agrees to the Conditions described therein. **WORLD COURIER'S LIABILITY IS LIMITED.** Liability for loss, damage, or delay of this shipment is limited to the greater of 19 Special Drawing Rights per kilogram of this shipment or US$150. This shipment may also be subject to the liability limitations established by the Montreal Convention and other international conventions. Liability may be increased if shipper states in this waybill a declared value for carriage higher than the liability limitations that would otherwise apply and and pays the surcharge quoted by World Courier. Under no circumstances shall World Courier be liable for special, punitive, consequential, indirect, or incidental damages or losses. AS PER TSA REGULATIONS SHIPPER AGREES TO THE INSPECTION OF THIS SHIPMENT. PLEASE SEE REVERSE SIDE FOR CONDITIONS OF CARRIAGE.

WARNING: These commodities, technology or software were exported from the United States in accordance with the Export Administration Regulations. Diversion contrary to U.S. Law prohibited.

PRINT NAME OF SHIPPER OR SHIPPER'S AGENT:	DATE:	PRINT NAME OF CONSIGNEE OR CONSIGNEE'S AGENT:	DATE:
Kenneth A Brown	3/17/14	W. GIERDEN	
SIGNATURE OF SHIPPER OR SHIPPER'S AGENT:	TIME:	**SIGNATURE OF CONSIGNEE OR CONSIGNEE'S AGENT:**	TIME:
X		X	

COPY 2 ORIGINATION-OFFICE COPY COPY 2 WCH 2010 USA

AXYS Analytical Services Ltd
SAMPLE RECEIVING RECORD

Waybill : (Yes)/No Waybill #: **106571428**
Date Shipped: **17-MAR-14** Date /Time Received: **19-MAR-14 15:15**
AXYS Client & Contract # **4765-ARCADIS - FOSTER AFB**
Project Number: Receipt No: **WB16237**
Login Number:
Received By: **MGIERDEN** Log in by: Maerde Signature:
Axys Sample ID's: L21228-1to8, L21229-1to8, L21230-1to8, L21231-1to8, L21232-1to8,
Matrix Type: **mouse urine** L21233-1to8, L21234-1to8, L21235-1to8, L21236-1to8, L21237-1to7, L21238-1to7
Condition of Shipping Container: Intact L21239-1to7, L21240-1to7, L21241-1to7
Temperature upon Receipt: **-49 Celcius** **shipped on dry ice, plenty left. Samples arrived frozen** Thermometer ID: **3360**
Corrected Temperature: **-49 Celcius**

Custody Seals: Shipping Containers **Yes** (No) Intact **Yes /No** Seal Numbers **Yes /No**
Samples **Yes** (No) Intact **Yes /No** Seal Numbers **Yes /No**

Chain of Custody or Documents:	**Yes /No**	Tracking Report /Packing List:	**Yes /No**
Sample ID's	**Yes /No**	Sample Tag Numbers	**Yes /No**
Collection Location	**Yes /No**	Sample Type	**Yes /No**
Date & Time Collection	**Yes /No**	Preservative Added	**Yes /No**
Collector's Name	**Yes /No**	Preservation Requested	**Yes /No**

Sample Tags	**Yes /No**		
Sample Labels	**Yes /No**		
Sample Labels Cross Referenced to COC	**Yes /No**	Information Agrees	**Yes /No**
Sample Tags Cross Referenced to Sample Labels	**Yes /No**	Information Agrees	**Yes /No**
Sample Tags Cross Referenced to COC	**Yes /No**	Information Agrees	**Yes /No**

Comments:

NOTE: L21235-8, Day 8 Group 8, The top of lid has split, due to freezing / volume in container.

Sample has remained frozen in original container at login

Action Taken: Informed project manager

FSA-015 Rev09, 22-Jan-2013

AXYS

AXYS Analytical Services Ltd.

Login Chain of Custody Report (In01)

Mar. 21, 2014
08:29 AM

Login Number: L21228
Account: 4765 ARCADIS - FOSTER AFB
Project:

Axys ID versus Client Sample Identification			Received	Due	PR
L21228-1			19-MAR-14		
		Storage: -80 Freezer			
Day 1 Group 1 27-FEB-14 00:00					
ANY	SAMPLE RECEIPT		1	: 50 mL vial plastic	USD
L21228-2			19-MAR-14		
		Storage: -80 Freezer			
Day 1 Group 2 27-FEB-14 00:00					
ANY	SAMPLE RECEIPT		1	: 50 mL vial plastic	USD
L21228-3			19-MAR-14		
		Storage: -80 Freezer			
Day 1 Group 3 27-FEB-14 00:00					
ANY	SAMPLE RECEIPT		1	: 50 mL vial plastic	USD
L21228-4			19-MAR-14		
		Storage: -80 Freezer			
Day 1 Group 4 27-FEB-14 00:00					
ANY	SAMPLE RECEIPT		1	: 50 mL vial plastic	USD
L21228-5			19-MAR-14		
		Storage: -80 Freezer			
Day 1 Group 5 27-FEB-14 00:00					
ANY	SAMPLE RECEIPT		1	: 50 mL vial plastic	USD
L21228-6			19-MAR-14		
		Storage: -80 Freezer			
Day 1 Group 6 27-FEB-14 00:00					
ANY	SAMPLE RECEIPT		1	: 50 mL vial plastic	USD

AXYS

AXYS Analytical Services Ltd.

Login Chain of Custody Report (ln01)

Mar. 21, 2014

08:29 AM

Login Number: L21228

Account: 4765 ARCADIS - FOSTER AFB

Project:

Axys ID versus Client Sample Identification			**Received**	**Due**	**PR**
L21228-7			19-MAR-14		
		Storage: -80 Freezer			
Day 1 Group 7 27-FEB-14 00:00					
ANY	SAMPLE RECEIPT	1 : 50 mL vial plastic			USD
L21228-8			19-MAR-14		
		Storage: -80 Freezer			
Day 1 Group 8 27-FEB-14 00:00					
ANY	SAMPLE RECEIPT	1 : 50 mL vial plastic			USD

AXYS

AXYS Analytical Services Ltd.

Login Chain of Custody Report (ln01)

Mar. 21, 2014
08:41 AM

Login Number: L21229
Account: 4765 ARCADIS - FOSTER AFB
Project:

Axys ID versus Client Sample Identification			Received	Due	PR
L21229-1			19-MAR-14		
		Storage: - 80 Freezer			
Day 2 Group 1 28-FEB-14 00:00					
ANY	SAMPLE RECEIPT		1	: 50 mL vial plastic	USD
L21229-2			19-MAR-14		
		Storage: - 80 Freezer			
Day 2 Group 2 28-FEB-14 00:00					
ANY	SAMPLE RECEIPT		1	: 50 mL vial plastic	USD
L21229-3			19-MAR-14		
		Storage: - 80 Freezer			
Day 2 Group 3 28-FEB-14 00:00					
ANY	SAMPLE RECEIPT		1	: 50 mL vial plastic	USD
L21229-4			19-MAR-14		
		Storage: - 80 Freezer			
Day 2 Group 4 28-FEB-14 00:00					
ANY	SAMPLE RECEIPT		1	: 50 mL vial plastic	USD
L21229-5			19-MAR-14		
		Storage: - 80 Freezer			
Day 2 Group 5 28-FEB-14 00:00					
ANY	SAMPLE RECEIPT		1	: 50 mL vial plastic	USD
L21229-6			19-MAR-14		
		Storage: - 80 Freezer			
Day 2 Group 6 28-FEB-14 00:00					
ANY	SAMPLE RECEIPT		1	: 50 mL vial plastic	USD

AXYS

AXYS Analytical Services Ltd.

Login Chain of Custody Report (ln01)

Mar. 21, 2014
08:41 AM

Login Number: L21229
Account: 4765 ARCADIS - FOSTER AFB
Project:

Axys ID versus Client Sample Identification			**Received**	**Due**	**PR**
L21229-7			19-MAR-14		
		Storage: - 80 Freezer			
Day 2 Group 7 28-FEB-14 00:00					
ANY	SAMPLE RECEIPT	1	: 50 mL vial plastic		USD
L21229-8			19-MAR-14		
		Storage: - 80 Freezer			
Day 2 Group 8 28-FEB-14 00:00					
ANY	SAMPLE RECEIPT	1	: 50 mL vial plastic		USD

AXYS

AXYS Analytical Services Ltd.

Login Chain of Custody Report (ln01)

Mar. 21, 2014
08:41 AM

Login Number: L21230
Account: 4765 ARCADIS - FOSTER AFB
Project:

Axys ID versus Client Sample Identification			**Received**	**Due**	**PR**
L21230-1			19-MAR-14		
		Storage: -80 Freezer			
Day 3 Group 1 01-MAR-14 00:00					
ANY	SAMPLE RECEIPT		1	: 50 mL vial plastic	USD
L21230-2			19-MAR-14		
		Storage: -80 Freezer			
Day 3 Group 2 01-MAR-14 00:00					
ANY	SAMPLE RECEIPT		1	: 50 mL vial plastic	USD
L21230-3			19-MAR-14		
		Storage: -80 Freezer			
Day 3 Group 3 01-MAR-14 00:00					
ANY	SAMPLE RECEIPT		1	: 50 mL vial plastic	USD
L21230-4			19-MAR-14		
		Storage: -80 Freezer			
Day 3 Group 4 01-MAR-14 00:00					
ANY	SAMPLE RECEIPT		1	: 50 mL vial plastic	USD
L21230-5			19-MAR-14		
		Storage: -80 Freezer			
Day 3 Group 5 01-MAR-14 00:00					
ANY	SAMPLE RECEIPT		1	: 50 mL vial plastic	USD
L21230-6			19-MAR-14		
		Storage: -80 Freezer			
Day 3 Group 6 01-MAR-14 00:00					
ANY	SAMPLE RECEIPT		1	: 50 mL vial plastic	USD

AXYS Analytical Services Ltd.

Login Chain of Custody Report (ln01)

Mar. 21, 2014
08:41 AM

Login Number: L21230
Account: 4765 ARCADIS - FOSTER AFB
Project:

Axys ID versus Client Sample Identification			**Received**	**Due**	**PR**
L21230-7			19-MAR-14		
		Storage: -80 Freezer			
Day 3 Group 7 01-MAR-14 00:00					
ANY	SAMPLE RECEIPT	1	: 50 mL vial plastic		USD
L21230-8			19-MAR-14		
		Storage: -80 Freezer			
Day 3 Group 8 01-MAR-14 00:00					
ANY	SAMPLE RECEIPT	1	: 50 mL vial plastic		USD

AXYS

AXYS Analytical Services Ltd.

Login Chain of Custody Report (ln01)

Mar. 21, 2014
08:44 AM

Login Number: L21231
Account: 4765 ARCADIS - FOSTER AFB
Project:

Axys ID versus Client Sample Identification			Received	Due	PR
L21231-1			19-MAR-14		
		Storage: -80 Freezer			
Day 4 Group 1 02-MAR-14 00:00					
ANY	SAMPLE RECEIPT		1	: 50 mL vial plastic	USD
L21231-2			19-MAR-14		
		Storage: -80 Freezer			
Day 4 Group 2 02-MAR-14 00:00					
ANY	SAMPLE RECEIPT		1	: 50 mL vial plastic	USD
L21231-3			19-MAR-14		
		Storage: -80 Freezer			
Day 4 Group 3 02-MAR-14 00:00					
ANY	SAMPLE RECEIPT		1	: 50 mL vial plastic	USD
L21231-4			19-MAR-14		
		Storage: -80 Freezer			
Day 4 Group 4 02-MAR-14 00:00					
ANY	SAMPLE RECEIPT		1	: 50 mL vial plastic	USD
L21231-5			19-MAR-14		
		Storage: -80 Freezer			
Day 4 Group 5 02-MAR-14 00:00					
ANY	SAMPLE RECEIPT		1	: 50 mL vial plastic	USD
L21231-6			19-MAR-14		
		Storage: -80 Freezer			
Day 4 Group 6 02-MAR-14 00:00					
ANY	SAMPLE RECEIPT		1	: 50 mL vial plastic	USD

AXYS

AXYS Analytical Services Ltd.

Login Chain of Custody Report (ln01)

Mar. 21, 2014
08:44 AM

Login Number: L21231
Account: 4765 ARCADIS - FOSTER AFB
Project:

Axys ID versus Client Sample Identification			**Received**	**Due**	**PR**
L21231-7			19-MAR-14		
		Storage: -80 Freezer			
Day 4 Group 7 02-MAR-14 00:00					
ANY	SAMPLE RECEIPT	1 : 50 mL vial plastic			USD
L21231-8			19-MAR-14		
		Storage: -80 Freezer			
Day 4 Group 8 02-MAR-14 00:00					
ANY	SAMPLE RECEIPT	1 : 50 mL vial plastic			USD

AXYS

AXYS Analytical Services Ltd.

Login Chain of Custody Report (ln01)

Mar. 21, 2014
08:45 AM

Login Number: L21232
Account: 4765 ARCADIS - FOSTER AFB
Project:

Axys ID versus Client Sample Identification			Received	Due	PR
L21232-1			19-MAR-14		
		Storage: -80 freezer			
Day 5 Group 1 03-MAR-14 00:00					
ANY	SAMPLE RECEIPT		1	: 50 mL vial plastic	USD
L21232-2			19-MAR-14		
		Storage: -80 freezer			
Day 5 Group 2 03-MAR-14 00:00					
ANY	SAMPLE RECEIPT		1	: 50 mL vial plastic	USD
L21232-3			19-MAR-14		
		Storage: -80 freezer			
Day 5 Group 3 03-MAR-14 00:00					
ANY	SAMPLE RECEIPT		1	: 50 mL vial plastic	USD
L21232-4			19-MAR-14		
		Storage: -80 freezer			
Day 5 Group 4 03-MAR-14 00:00					
ANY	SAMPLE RECEIPT		1	: 50 mL vial plastic	USD
L21232-5			19-MAR-14		
		Storage: -80 freezer			
Day 5 Group 5 03-MAR-14 00:00					
ANY	SAMPLE RECEIPT		1	: 50 mL vial plastic	USD
L21232-6			19-MAR-14		
		Storage: -80 freezer			
Day 5 Group 6 03-MAR-14 00:00					
ANY	SAMPLE RECEIPT		1	: 50 mL vial plastic	USD

AXYS

AXYS Analytical Services Ltd.

Login Chain of Custody Report (ln01)

Mar. 21, 2014

08:45 AM

Login Number: L21232

Account: 4765 ARCADIS - FOSTER AFB

Project:

Axys ID versus Client Sample Identification			**Received**	**Due**	**PR**
L21232-7			19-MAR-14		
		Storage: -80 freezer			
Day 5 Group 7 03-MAR-14 00:00					
ANY	SAMPLE RECEIPT		1	: 50 mL vial plastic	USD
L21232-8			19-MAR-14		
		Storage: -80 freezer			
Day 5 Group 8 03-MAR-14 00:00					
ANY	SAMPLE RECEIPT		1	: 50 mL vial plastic	USD

AXYS

AXYS Analytical Services Ltd.

Login Chain of Custody Report (ln01)

Mar. 21, 2014
08:46 AM

Login Number: L21233
Account: 4765 ARCADIS - FOSTER AFB
Project:

Axys ID versus Client Sample Identification			Received	Due	PR
L21233-1			19-MAR-14		
		Storage: -80 Freezer			
Day 6 Group 1 04-MAR-14 00:00					
ANY	SAMPLE RECEIPT		1	: 50 mL vial plastic	USD
L21233-2			19-MAR-14		
		Storage: -80 Freezer			
Day 6 Group 2 04-MAR-14 00:00					
ANY	SAMPLE RECEIPT		1	: 50 mL vial plastic	USD
L21233-3			19-MAR-14		
		Storage: -80 Freezer			
Day 6 Group 3 04-MAR-14 00:00					
ANY	SAMPLE RECEIPT		1	: 50 mL vial plastic	USD
L21233-4			19-MAR-14		
		Storage: -80 Freezer			
Day 6 Group 4 04-MAR-14 00:00					
ANY	SAMPLE RECEIPT		1	: 50 mL vial plastic	USD
L21233-5			19-MAR-14		
		Storage: -80 Freezer			
Day 6 Group 5 04-MAR-14 00:00					
ANY	SAMPLE RECEIPT		1	: 50 mL vial plastic	USD
L21233-6			19-MAR-14		
		Storage: -80 Freezer			
Day 6 Group 6 04-MAR-14 00:00					
ANY	SAMPLE RECEIPT		1	: 50 mL vial plastic	USD

AXYS

AXYS Analytical Services Ltd.

Login Chain of Custody Report (ln01)

Mar. 21, 2014
08:46 AM

Login Number: L21233
Account: 4765 ARCADIS - FOSTER AFB
Project:

Axys ID versus Client Sample Identification			Received	Due	PR
L21233-7			19-MAR-14		
		Storage: -80 Freezer			
Day 6 Group 7 04-MAR-14 00:00					
ANY	SAMPLE RECEIPT		1	: 50 mL vial plastic	USD
L21233-8			19-MAR-14		
		Storage: -80 Freezer			
Day 6 Group 8 04-MAR-14 00:00					
ANY	SAMPLE RECEIPT		1	: 50 mL vial plastic	USD

AXYS

AXYS Analytical Services Ltd.

Login Chain of Custody Report (ln01)

Mar. 21, 2014

08:51 AM

Login Number: L21234

Account: 4765 ARCADIS - FOSTER AFB

Project:

Axys ID versus Client Sample Identification			Received	Due	PR
L21234-1			19-MAR-14		
		Storage: -80 Freezer			
Day 7 Group 1 05-MAR-14 00:00					
ANY	SAMPLE RECEIPT		1	: 50 mL vial plastic	USD
L21234-2			19-MAR-14		
		Storage: -80 Freezer			
Day 7 Group 2 05-MAR-14 00:00					
ANY	SAMPLE RECEIPT		1	: 50 mL vial plastic	USD
L21234-3			19-MAR-14		
		Storage: -80 Freezer			
Day 7 Group 3 05-MAR-14 00:00					
ANY	SAMPLE RECEIPT		1	: 50 mL vial plastic	USD
L21234-4			19-MAR-14		
		Storage: -80 Freezer			
Day 7 Group 4 05-MAR-14 00:00					
ANY	SAMPLE RECEIPT		1	: 50 mL vial plastic	USD
L21234-5			19-MAR-14		
		Storage: -80 Freezer			
Day 7 Group 5 05-MAR-14 00:00					
ANY	SAMPLE RECEIPT		1	: 50 mL vial plastic	USD
L21234-6			19-MAR-14		
		Storage: -80 Freezer			
Day 7 Group 6 05-MAR-14 00:00					
ANY	SAMPLE RECEIPT		1	: 50 mL vial plastic	USD

AXYS

AXYS Analytical Services Ltd.

Login Chain of Custody Report (ln01)

Mar. 21, 2014

08:51 AM

Login Number: L21234
Account: 4765 ARCADIS - FOSTER AFB
Project:

Axys ID versus Client Sample Identification			**Received**	**Due**	**PR**
L21234-7			19-MAR-14		
		Storage: -80 Freezer			
Day 7 Group 7 05-MAR-14 00:00					
ANY	SAMPLE RECEIPT	1	: 50 mL vial plastic		USD
L21234-8			19-MAR-14		
		Storage: -80 Freezer			
Day 7 Group 8 05-MAR-14 00:00					
ANY	SAMPLE RECEIPT	1	: 50 mL vial plastic		USD

AXYS

AXYS Analytical Services Ltd.

Login Chain of Custody Report (In01)

Apr. 09, 2014
11:25 AM

Login Number: L21234
Account: 4765 ARCADIS - FOSTER AFB
Project: 06262044.0000

Axys ID versus Client Sample Identification			Received	Due	PR
L21234-1			19-MAR-14		
		Storage: -80 Freezer			
Day 7 Group 1 05-MAR-14 00:00		Project #: 06262044.0000			
Urine	6MP905		:		USD
EDataDeliv	OH-PAH EDD		:		USD
D.Package	OH-PAH PKG		:		USD
ANY	SAMPLE RECEIPT		1	: 50 mL vial plastic	USD
L21234-2			19-MAR-14		
		Storage: -80 Freezer			
Day 7 Group 2 05-MAR-14 00:00		Project #: 06262044.0000			
Urine	6MP905		:		USD
EDataDeliv	OH-PAH EDD		:		USD
D.Package	OH-PAH PKG		:		USD
ANY	SAMPLE RECEIPT		1	: 50 mL vial plastic	USD
L21234-3			19-MAR-14		
		Storage: -80 Freezer			
Day 7 Group 3 05-MAR-14 00:00		Project #: 06262044.0000			
Urine	6MP905		:		USD
EDataDeliv	OH-PAH EDD		:		USD
D.Package	OH-PAH PKG		:		USD
ANY	SAMPLE RECEIPT		1	: 50 mL vial plastic	USD
L21234-4			19-MAR-14		
		Storage: -80 Freezer			
Day 7 Group 4 05-MAR-14 00:00		Project #: 06262044.0000			
Urine	6MP905		:		USD
EDataDeliv	OH-PAH EDD		:		USD
D.Package	OH-PAH PKG		:		USD
ANY	SAMPLE RECEIPT		1	: 50 mL vial plastic	USD

AXYS

AXYS Analytical Services Ltd.

Login Chain of Custody Report (In01)

Apr. 09, 2014
11:25 AM

Login Number: L21234
Account: 4765 ARCADIS - FOSTER AFB
Project: 06262044.0000

Axys ID versus Client Sample Identification			Received	Due	PR
L21234-5			19-MAR-14		
		Storage: -80 Freezer			
Day 7 Group 5 05-MAR-14 00:00		Project #: 06262044.0000			
Urine	6MP905		:		USD
EDataDeliv	OH-PAH EDD		:		USD
D.Package	OH-PAH PKG		:		USD
ANY	SAMPLE RECEIPT		1	: 50 mL vial plastic	USD
L21234-6			19-MAR-14		
		Storage: -80 Freezer			
Day 7 Group 6 05-MAR-14 00:00		Project #: 06262044.0000			
Urine	6MP905		:		USD
EDataDeliv	OH-PAH EDD		:		USD
D.Package	OH-PAH PKG		:		USD
ANY	SAMPLE RECEIPT		1	: 50 mL vial plastic	USD
L21234-7			19-MAR-14		
		Storage: -80 Freezer			
Day 7 Group 7 05-MAR-14 00:00		Project #: 06262044.0000			
Urine	6MP905		:		USD
EDataDeliv	OH-PAH EDD		:		USD
D.Package	OH-PAH PKG		:		USD
ANY	SAMPLE RECEIPT		1	: 50 mL vial plastic	USD
L21234-8			19-MAR-14		
		Storage: -80 Freezer			
Day 7 Group 8 05-MAR-14 00:00		Project #: 06262044.0000			
Urine	6MP905		:		USD
EDataDeliv	OH-PAH EDD		:		USD
D.Package	OH-PAH PKG		:		USD
ANY	SAMPLE RECEIPT		1	: 50 mL vial plastic	USD

AXYS

AXYS Analytical Services Ltd.

Login Chain of Custody Report (ln01)

Mar. 21, 2014
08:57 AM

Login Number: L21235
Account: 4765 ARCADIS - FOSTER AFB
Project:

Axys ID versus Client Sample Identification			Received	Due	PR
L21235-1			19-MAR-14		
		Storage: -80 Freezer			
Day 8 Group 1 06-MAR-14 00:00					
ANY	SAMPLE RECEIPT		1	: 50 mL vial plastic	USD
L21235-2			19-MAR-14		
		Storage: -80 Freezer			
Day 8 Group 2 06-MAR-14 00:00					
ANY	SAMPLE RECEIPT		1	: 50 mL vial plastic	USD
L21235-3			19-MAR-14		
		Storage: -80 Freezer			
Day 8 Group 3 06-MAR-14 00:00					
ANY	SAMPLE RECEIPT		1	: 50 mL vial plastic	USD
L21235-4			19-MAR-14		
		Storage: -80 Freezer			
Day 8 Group 4 06-MAR-14 00:00					
ANY	SAMPLE RECEIPT		1	: 50 mL vial plastic	USD
L21235-5			19-MAR-14		
		Storage: -80 Freezer			
Day 8 Group 5 06-MAR-14 00:00					
ANY	SAMPLE RECEIPT		1	: 50 mL vial plastic	USD
L21235-6			19-MAR-14		
		Storage: -80 Freezer			
Day 8 Group 6 06-MAR-14 00:00					
ANY	SAMPLE RECEIPT		1	: 50 mL vial plastic	USD

AXYS Analytical Services Ltd.

Login Chain of Custody Report (ln01)

Mar. 21, 2014
08:57 AM

Login Number: L21235
Account: 4765 ARCADIS - FOSTER AFB
Project:

Axys ID versus Client Sample Identification			**Received**	**Due**	**PR**
L21235-7			19-MAR-14		
		Storage: -80 Freezer			
Day 8 Group 7 06-MAR-14 00:00					
ANY	SAMPLE RECEIPT	1	: 50 mL vial plastic		USD
L21235-8			19-MAR-14		
		Storage: -80 Freezer			
Day 8 Group 8 06-MAR-14 00:00					
ANY	SAMPLE RECEIPT	1	: 50 mL vial plastic		USD

AXYS

AXYS Analytical Services Ltd.

Login Chain of Custody Report (ln01)

Apr. 09, 2014
11:24 AM

Login Number: L21236
Account: 4765 ARCADIS - FOSTER AFB
Project: 06262044.0000

Axys ID versus Client Sample Identification			Received	Due	PR
L21236-1			19-MAR-14		
		Storage: -80 Freezer			
Day 9 Group 1 07-MAR-14 00:00		Project #: 06262044.0000			
ANY	SAMPLE RECEIPT		1	: 50 mL vial plastic	USD
L21236-2			19-MAR-14		
		Storage: -80 Freezer			
Day 9 Group 2 07-MAR-14 00:00		Project #: 06262044.0000			
ANY	SAMPLE RECEIPT		1	: 50 mL vial plastic	USD
L21236-3			19-MAR-14		
		Storage: -80 Freezer			
Day 9 Group 3 07-MAR-14 00:00		Project #: 06262044.0000			
ANY	SAMPLE RECEIPT		1	: 50 mL vial plastic	USD
L21236-4			19-MAR-14		
		Storage: -80 Freezer			
Day 9 Group 4 07-MAR-14 00:00		Project #: 06262044.0000			
ANY	SAMPLE RECEIPT		1	: 50 mL vial plastic	USD
L21236-5			19-MAR-14		
		Storage: -80 Freezer			
Day 9 Group 5 07-MAR-14 00:00		Project #: 06262044.0000			
ANY	SAMPLE RECEIPT		1	: 50 mL vial plastic	USD
L21236-6			19-MAR-14		
		Storage: -80 Freezer			
Day 9 Group 6 07-MAR-14 00:00		Project #: 06262044.0000			
ANY	SAMPLE RECEIPT		1	: 50 mL vial plastic	USD

AXYS

AXYS Analytical Services Ltd.

Login Chain of Custody Report (In01)

Apr. 09, 2014
11:24 AM

Login Number: L21236
Account: 4765 ARCADIS - FOSTER AFB
Project: 06262044.0000

Axys ID versus Client Sample Identification			Received	Due	PR
L21236-7			19-MAR-14		
		Storage: -80 Freezer			
Day 9 Group 7 07-MAR-14 00:00		Project #: 06262044.0000			
Urine	6MP905		:		USD
EDataDeliv	OH-PAH EDD		:		USD
D.Package	OH-PAH PKG		:		USD
ANY	SAMPLE RECEIPT		1	: 50 mL vial plastic	USD
L21236-8			19-MAR-14		
		Storage: -80 Freezer			
Day 9 Group 8 07-MAR-14 00:00		Project #: 06262044.0000			
Urine	6MP905		:		USD
EDataDeliv	OH-PAH EDD		:		USD
D.Package	OH-PAH PKG		:		USD
ANY	SAMPLE RECEIPT		1	: 50 mL vial plastic	USD

AXYS

AXYS Analytical Services Ltd.

Login Chain of Custody Report (In01)

Apr. 09, 2014
11:47 AM

Login Number: L21237
Account: 4765 ARCADIS - FOSTER AFB
Project: 06262044.0000

Axys ID versus Client Sample Identification			Received	Due	PR
L21237-1			19-MAR-14		
		Storage: -80 Freezer			
Day 10 Group 1 08-MAR-14 00:00		Project #: 06262044.0000			
ANY	SAMPLE RECEIPT		1	: 50 mL vial plastic	USD
L21237-2			19-MAR-14		
		Storage: -80 Freezer			
Day 10 Group 2 08-MAR-14 00:00		Project #: 06262044.0000			
ANY	SAMPLE RECEIPT		1	: 50 mL vial plastic	USD
L21237-3			19-MAR-14		
		Storage: -80 Freezer			
Day 10 Group 3 08-MAR-14 00:00		Project #: 06262044.0000			
ANY	SAMPLE RECEIPT		1	: 50 mL vial plastic	USD
L21237-4			19-MAR-14		
		Storage: -80 Freezer			
Day 10 Group 4 08-MAR-14 00:00		Project #: 06262044.0000			
ANY	SAMPLE RECEIPT		1	: 50 mL vial plastic	USD
L21237-5			19-MAR-14		
		Storage: -80 Freezer			
Day 10 Group 5 08-MAR-14 00:00		Project #: 06262044.0000			
ANY	SAMPLE RECEIPT		1	: 50 mL vial plastic	USD
L21237-6			19-MAR-14		
		Storage: -80 Freezer			
Day 10 Group 6 08-MAR-14 00:00		Project #: 06262044.0000			
ANY	SAMPLE RECEIPT		1	: 50 mL vial plastic	USD

AXYS

AXYS Analytical Services Ltd.

Login Chain of Custody Report (ln01)

Apr. 09, 2014
11:47 AM

Login Number: L21237
Account: 4765 ARCADIS - FOSTER AFB
Project: 06262044.0000

Axys ID versus Client Sample Identification		Received	Due	PR
L21237-7		19-MAR-14		
	Storage: -80 Freezer			
Day 10 Group 7 08-MAR-14 00:00	Project #: 06262044.0000			
ANY	SAMPLE RECEIPT	1	: 50 mL vial plastic	USD

AXYS

AXYS Analytical Services Ltd.

Login Chain of Custody Report (ln01)

Mar. 21, 2014
09:07 AM

Login Number: L21238
Account: 4765 ARCADIS - FOSTER AFB
Project:

Axys ID versus Client Sample Identification			**Received**	**Due**	**PR**
L21238-1			19-MAR-14		
		Storage: -80 Freezer			
Day 11 Group 1 09-MAR-14 00:00					
ANY	SAMPLE RECEIPT		1 : 50 mL vial plastic		USD
L21238-2			19-MAR-14		
		Storage: -80 Freezer			
Day 11 Group 2 09-MAR-14 00:00					
ANY	SAMPLE RECEIPT		1 : 50 mL vial plastic		USD
L21238-3			19-MAR-14		
		Storage: -80 Freezer			
Day 11 Group 3 09-MAR-14 00:00					
ANY	SAMPLE RECEIPT		1 : 50 mL vial plastic		USD
L21238-4			19-MAR-14		
		Storage: -80 Freezer			
Day 11 Group 4 09-MAR-14 00:00					
ANY	SAMPLE RECEIPT		1 : 50 mL vial plastic		USD
L21238-5			19-MAR-14		
		Storage: -80 Freezer			
Day 11 Group 5 09-MAR-14 00:00					
ANY	SAMPLE RECEIPT		1 : 50 mL vial plastic		USD
L21238-6			19-MAR-14		
		Storage: -80 Freezer			
Day 11 Group 6 09-MAR-14 00:00					
ANY	SAMPLE RECEIPT		1 : 50 mL vial plastic		USD

AXYS

AXYS Analytical Services Ltd.

Login Chain of Custody Report (ln01)

Mar. 21, 2014

09:07 AM

Login Number: L21238

Account: 4765 ARCADIS - FOSTER AFB

Project:

Axys ID versus Client Sample Identification			Received	Due	PR
L21238-7			19-MAR-14		
		Storage: -80 Freezer			
Day 11 Group 7 09-MAR-14 00:00					
ANY	SAMPLE RECEIPT		1	: 50 mL vial plastic	USD

AXYS

AXYS Analytical Services Ltd.

Login Chain of Custody Report (In01)

Mar. 21, 2014
09:09 AM

Login Number: L21239
Account: 4765 ARCADIS - FOSTER AFB
Project:

Axys ID versus Client Sample Identification			Received	Due	PR
L21239-1			19-MAR-14		
		Storage: -80 Freezer			
Day 12 Group 1 10-MAR-14 00:00					
ANY	SAMPLE RECEIPT		1	: 50 mL vial plastic	USD
L21239-2			19-MAR-14		
		Storage: -80 Freezer			
Day 12 Group 2 10-MAR-14 00:00					
ANY	SAMPLE RECEIPT		1	: 50 mL vial plastic	USD
L21239-3			19-MAR-14		
		Storage: -80 Freezer			
Day 12 Group 3 10-MAR-14 00:00					
ANY	SAMPLE RECEIPT		1	: 50 mL vial plastic	USD
L21239-4			19-MAR-14		
		Storage: -80 Freezer			
Day 12 Group 4 10-MAR-14 00:00					
ANY	SAMPLE RECEIPT		1	: 50 mL vial plastic	USD
L21239-5			19-MAR-14		
		Storage: -80 Freezer			
Day 12 Group 5 10-MAR-14 00:00					
ANY	SAMPLE RECEIPT		1	: 50 mL vial plastic	USD
L21239-6			19-MAR-14		
		Storage: -80 Freezer			
Day 12 Group 6 10-MAR-14 00:00					
ANY	SAMPLE RECEIPT		1	: 50 mL vial plastic	USD

AXYS

AXYS Analytical Services Ltd.

Login Chain of Custody Report (ln01)

Mar. 21, 2014

09:09 AM

Login Number: L21239
Account: 4765 ARCADIS - FOSTER AFB
Project:

Axys ID versus Client Sample Identification			Received	Due	PR
L21239-7			19-MAR-14		
		Storage: -80 Freezer			
Day 12 Group 7 10-MAR-14 00:00					
ANY	SAMPLE RECEIPT	1	: 50 mL vial plastic		USD

AXYS

AXYS Analytical Services Ltd.

Login Chain of Custody Report (ln01)

Mar. 21, 2014

09:11 AM

Login Number: L21240
Account: 4765 ARCADIS - FOSTER AFB
Project:

Axys ID versus Client Sample Identification			Received	Due	PR
L21240-1			19-MAR-14		
		Storage: -80 Freezer			
Day 13 Group 1 11-MAR-14 00:00					
ANY	SAMPLE RECEIPT		1 : 50 mL vial plastic		USD
L21240-2			19-MAR-14		
		Storage: -80 Freezer			
Day 13 Group 2 11-MAR-14 00:00					
ANY	SAMPLE RECEIPT		1 : 50 mL vial plastic		USD
L21240-3			19-MAR-14		
		Storage: -80 Freezer			
Day 13 Group 3 11-MAR-14 00:00					
ANY	SAMPLE RECEIPT		1 : 50 mL vial plastic		USD
L21240-4			19-MAR-14		
		Storage: -80 Freezer			
Day 13 Group 4 11-MAR-14 00:00					
ANY	SAMPLE RECEIPT		1 : 50 mL vial plastic		USD
L21240-5			19-MAR-14		
		Storage: -80 Freezer			
Day 13 Group 5 11-MAR-14 00:00					
ANY	SAMPLE RECEIPT		1 : 50 mL vial plastic		USD
L21240-6			19-MAR-14		
		Storage: -80 Freezer			
Day 13 Group 6 11-MAR-14 00:00					
ANY	SAMPLE RECEIPT		1 : 50 mL vial plastic		USD

AXYS Analytical Services Ltd.

Login Chain of Custody Report (ln01)

Mar. 21, 2014
09:11 AM

Login Number: L21240
Account: 4765 ARCADIS - FOSTER AFB
Project:

Axys ID versus Client Sample Identification		Received	Due	PR
L21240-7		19-MAR-14		
	Storage: -80 Freezer			
Day 13 Group 7 11-MAR-14 00:00				
ANY	SAMPLE RECEIPT	1	: 50 mL vial plastic	USD

AXYS

AXYS Analytical Services Ltd.

Login Chain of Custody Report (ln01)

Apr. 09, 2014
11:23 AM

Login Number: L21241
Account: 4765 ARCADIS - FOSTER AFB
Project: 06262044.0000

Axys ID versus Client Sample Identification			**Received**	**Due**	**PR**
L21241-1			19-MAR-14		
		Storage: -80 Freezer			
Day 14 Group 1 12-MAR-14 00:00		Project #: 06262044.0000			
Urine	6MP905		:		USD
EDataDeliv	OH-PAH EDD		:		USD
D.Package	OH-PAH PKG		:		USD
ANY	SAMPLE RECEIPT		1	: 50 mL vial plastic	USD
L21241-2			19-MAR-14		
		Storage: -80 Freezer			
Day 14 Group 2 12-MAR-14 00:00		Project #: 06262044.0000			
Urine	6MP905		:		USD
EDataDeliv	OH-PAH EDD		:		USD
D.Package	OH-PAH PKG		:		USD
ANY	SAMPLE RECEIPT		1	: 50 mL vial plastic	USD
L21241-3			19-MAR-14		
		Storage: -80 Freezer			
Day 14 Group 3 12-MAR-14 00:00		Project #: 06262044.0000			
Urine	6MP905		:		USD
EDataDeliv	OH-PAH EDD		:		USD
D.Package	OH-PAH PKG		:		USD
ANY	SAMPLE RECEIPT		1	: 50 mL vial plastic	USD
L21241-4			19-MAR-14		
		Storage: -80 Freezer			
Day 14 Group 4 12-MAR-14 00:00		Project #: 06262044.0000			
Urine	6MP905		:		USD
EDataDeliv	OH-PAH EDD		:		USD
D.Package	OH-PAH PKG		:		USD
ANY	SAMPLE RECEIPT		1	: 50 mL vial plastic	USD

AXYS

AXYS Analytical Services Ltd.

Login Chain of Custody Report (In01)

Apr. 09, 2014
11:23 AM

Login Number: L21241
Account: 4765 ARCADIS - FOSTER AFB
Project: 06262044.0000

Axys ID versus Client Sample Identification			Received	Due	PR
L21241-5			19-MAR-14		
		Storage: -80 Freezer			
Day 14 Group 5 12-MAR-14 00:00		Project #: 06262044.0000			
Urine	6MP905		:		USD
EDataDeliv	OH-PAH EDD		:		USD
D.Package	OH-PAH PKG		:		USD
ANY	SAMPLE RECEIPT		1	: 50 mL vial plastic	USD
L21241-6			19-MAR-14		
		Storage: -80 Freezer			
Day 14 Group 6 12-MAR-14 00:00		Project #: 06262044.0000			
Urine	6MP905		:		USD
EDataDeliv	OH-PAH EDD		:		USD
D.Package	OH-PAH PKG		:		USD
ANY	SAMPLE RECEIPT		1	: 50 mL vial plastic	USD
L21241-7			19-MAR-14		
		Storage: -80 Freezer			
Day 14 Group 7 12-MAR-14 00:00		Project #: 06262044.0000			
ANY	SAMPLE RECEIPT		1	: 50 mL vial plastic	USD

Kirsten Anderson

From: Million Woudneh
Sent: Tuesday, March 18, 2014 2:01 PM
To: Hoeger, Glenn
Cc: Magee, Brian; Madl, Mike; Kirsten Anderson
Subject: RE: Arcadis Tracking #

FILING

Thanks Glenn. We will follow these instructions during analysis.

Million

From: Hoeger, Glenn [mailto:Glenn.Hoeger@arcadis-us.com]
Sent: Tuesday, March 18, 2014 1:43 PM
To: Million Woudneh
Cc: Magee, Brian; Madl, Mike
Subject: RE: Arcadis Tracking #

Million:
I will convey that to Ricerca. Once you receive the samples, keeping with the Pilot Study scope in the Subcontract, you will be running analyses on two time points for each of the eight dosing groups. Please start with Day 14 samples for Groups 1 through 6 and Day 9 samples for Groups 7 and 8. Finally, Day 7 samples will be run for all eight groups. Please hold other urine samples for potential use following receipt of data from these first 14 samples.
Thank you,
Glenn Hoeger

Glenn C. Hoeger | Principal Scientist | glenn.hoeger@arcadis-us.com
ARCADIS U.S., Inc. | 1 South Church Avenue, Suite 1120 | Tucson, Arizona 85701
T: 520 629 8282 | M: 520 225 7648 | F: 520 620 6476
www.arcadis-us.com

ARCADIS, Imagine the result
Please consider the environment before printing this email.

From: Million Woudneh [mailto:mwoudneh@axys.com]
Sent: Tuesday, March 18, 2014 12:34 PM
To: Hoeger, Glenn
Cc: Kirsten Anderson
Subject: RE: Arcadis Tracking #

Hi Glenn,

It appears that the samples will get here tomorrow, not today. For next time it may be better to use FedEx. We will give you a call once we have received the samples.

Have a good day.

Million

From: Kirsten Anderson
Sent: Tuesday, March 18, 2014 10:28 AM
To: Million Woudneh
Subject: Arcadis Tracking #

https://crc.worldcourier.com/.wt/hwb-dtl.html?hwb-rowid=0x0000000016f79478&mode=wc%20%20%20%20%20%20&came-from=get-hwb

Kirsten Anderson, B.Sc. | Project Manager | **Axys Analytical Services, Ltd.** | 2045 Mills Rd. West, Sidney, B.C. V8L 5X2 | T 250-655-5804 | kanderson@axys.com

This email including attachments is confidential and contains privileged information. If you are not the intended recipient, any redistribution or copying of this message is prohibited. If you have received this email in error please notify us immediately, by return email, and delete this email.

NOTICE: This e-mail and any files transmitted with it are the property of ARCADIS U.S., Inc. and its affiliates. All rights, including without limitation copyright, are reserved. The proprietary information contained in this e-mail message, and any files transmitted with it, is intended for the use of the recipient(s) named above. If the reader of this e-mail is not the intended recipient, you are hereby notified that you have received this e-mail in error and that any review, distribution or copying of this e-mail or any files transmitted with it is strictly prohibited. If you have received this e-mail in error, please notify the sender immediately and delete the original message and any files transmitted. The unauthorized use of this e-mail or any files transmitted with it is prohibited and disclaimed by ARCADIS U.S., Inc. and its affiliates. Nothing herein is intended to constitute the offering or performance of services where otherwise restricted by law.

BATCH ID: WG47118

Method ID:	
Method ID:	
Method ID:	
Analyst:	/mw/
Start Date:	
Batch List Author:	MWOUDNEH
Checked By:	
Project Manager:	Kirsten
Glassware Type:	Regular
Glassware Treatment:	Regular
Rotovap Type:	N/A
Matrix:	Urine
Sample size:	4 mL
Moistures required?	NO
Lipids required?	NO
Extraction Solvent:	
FMS Program:	N/A
Save FMS discards?	N/A
Biohazard Type:	Human Biohazard

Comments:

previous WG's associated with samples:

Contract #	Sample	Wt	Contract #	Sample	Wt
4765	L21234-1	4 mL			
4765	L21234-2	4 mL			
4765	L21234-3	4 mL			
4765	L21234-4	4 mL			
4765	L21234-5	4 mL			
4765	L21234-6	4 mL			
4765	L21234-7	4 mL			
4765	L21234-8	4 mL			
4765	L21236-7	4 mL			
4765	L21236-8	4 mL			
4765	L21241-1	4 mL			
4765	L21241-2	4 mL			
4765	L21241-3	4 mL			
4765	L21241-4	4 mL			
4765	L21241-5	4 mL			
4765	L21241-6	4 mL			

Spiking:

Product	Samples required:	Before Extraction: Surrogate Vol EOL (8201)	After Extraction: Cleanup Surrogate	Recovery PT IIApr14 (8301) 02	F.V.	U-vial	Instructions and Comments:
6MP905	L21234-1, 2, 3, 4, 5, 6, 7, 8, L21236-7, 8 L21241-1, 2, 3, 4, 5, 6, WG47118-101, 102, 103, 104, 105, 106, 107	10uL MP002A-SUR/01, 40uL MP019A-STK/01, vol. EOL (8304)		10uL MP004A-REC/01 PT	~~200 uL~~ 225 mL ez IIApr14	GC-Vial	
6MP905	WG47118-106, 107	10 uLMP020A-STK/02 vol. (8201) EOL					

BATCH ID: WG47118

QC Samples	Type and Weight	Analysis QC required for:	Authentic spiking:	Comments:
WG47118-101 BLANK	SYNTHETIC URINE 4 ML	6MP905	40uL MP019A-STK/01	
WG47118-102 BLANK	SC6235 REAL URINE	6MP905	40uL MP019A-STK/01	
WG47118-103 OPR	SYNTHETIC URINE 4 ML (HIGH LEVEL)	6MP905	40uL MP019A-STK/01 10 uL MP002A-AUT/01 vol	EDL (8201)
WG47118-104 OPR	USE SC6235 REAL URINE (LOW LEVEL)	6MP905	40uL MP019A-STK/01 20uL MP016D-STK/02 vol.	EDL (8202)
WG47118-105 OPR	USE SC6235 REAL URINE (HIGH LEVEL)	6MP905	40uL MP019A-STK/01 10 uL MP002A-AUT/01	
WG47118-106 SAR LOW LEVEL	SAR	6MP905	10uL MP020A-STK/02 vol. ~~10 uL MP002A-AUT/01~~ 20µL MP016D-STK/02	EDL (8201) ≠ EDL 09APR14
WG47118-107 SAR HIGH LEVEL	SAR ~~DUPLICATE~~ SR 11Apr14	6MP905	10uL MP020A-STK/02 10 uL MP002A-AUT/01	

AXYS Analytical Services Ltd

Sample Labeling Information: Batch ID: WG47118 Date: 09Apr14 Analyst: SZ Contract #: 4765

Method: MLA-905 Draft 02

Sample ID	Sample Type and Description	Original Labelling	LIMS label correct as per client
L21234-1	slightly brown clear liquid	Day 7 Group 1	☐
L21234-2	slightly brown clear liquid	Day 7 Group 2	☐
L21234-3	brown clear liquid	Day 7 Group 3	☐
L21234-4	brown clear liquid	Day 7 Group 4	☐
L21234-5	brown clear liquid	Day 7 Group 5	☐
L21234-6	brown clear liquid	Day 7 Group 6	☐
L21234-7	brown cloudy liquid	Day 7 Group 7	☐
L21234-8	brown cloudy liquid	Day 7 Group 8	☐
L21236-7	slightly brown clear liquid	Day 9 Group 7	☐
L21236-8	brown cloudy liquid	Day 9 Group 8	☐
L21241-1	slightly brown cloudy liquid	Day 14 Group 1	☐
L21241-2	slightly brown cloudy liquid	Day 14 Group 2	☐
L21241-3	slightly brown cloudy liquid	Day 14 Group 3	☐
L21241-4	brown clear liquid	Day 14 Group 4	☐
L21241-5	brown cloudy liquid	Day 14 Group 5	☐
L21241-6	brown clear liquid	Day 14 Group 6	☐

AXYS Analytical Services Ltd

Sample Labeling Information: Batch ID: WG47118 Date: 09 Apr 14 Analyst: EZ Contract #: NONE

Method: MLA-905 Draft 02

Sample ID	Sample Type and Description	Original Labelling	LIMS label correct as per client
WG47118-101 (BLANK)	Procedural Blank Colorless clear liquid	SC 5635 Jar 6 of 10 Synthetic Urine	☐
WG47118-102 (BLANK)	Procedural Blank Orange cloudy liquid	SC 6235 Reference Urine	☐
WG47118-103 (OPR)	OPR Colorless clear liquid	SC 5635 Jar 6 of 10 Synthetic Urine	☐
WG47118-104 (OPR)	OPR Orange cloudy liquid	SC 6235 Reference Urine	☐
WG47118-105 (OPR)	OPR Orange cloudy liquid	SC 6235 Reference Urine	☐
WG47118-106 (SAR)	SAR	/	☐
WG47118-107 (SAR)	SAR	/	☐
			☐
			☐
			☐
			☐
			☐
			☐
			☐
			☐
			☐

AXYS Analytical Services Ltd

Sample Wt & Moistures: Batch ID: WG47118 Date: 09Apr14 Analyst: EZ Balance or Syringe # 8205

Method: MLA-905 Draft

Sample ID	Moisture (SLA-015) (all weights in grams)						Sample Wt or Vol (SLA-085) (g or mL)	Backup (g) (mL)
	Tare (a)	Tare + Wet	Tare + dry	Tare (b)	Tare + wet	Tare + dry		
L21234-1							4	2.0
L21234-2							4	0.5
L21234-3							4	0.8
L21234-4							3.90	0
L21234-5							4	0.8
L21234-6							4	2.5
L21234-7							4	5
L21234-8							4	5.5
L21236-7							4	5.5
L21236-8							4	2.5
L21241-1							4	0.5
L21241-2							4	2.5
L21241-3							4	2
L21241-4						EZ 09Apr14	~~3.20~~ 3.20	0
L21241-5							4	1.5
L21241-6							4	0.3
WG47118-101 (BLANK)							4	—
WG47118-102 (BLANK)							4	—

Moistures into oven: Date: _____ Time: _____ Analyst: _____ Out of Oven: Date: _____ Time: _____ Analyst: _____

Extraction Information: Soxhlet: ____ Dean Stark: ____ Steam Distillation: ____ Base Digest: ____ Vol: _____mL

Drying: Drying Time: _____ mins Analyst: _____ Reagent: _____

Extraction Solvent used: _____ Volume: _____ mL

Begin: Date:_____ Time: _____ Analyst: _____ **End:** Date: _____ Time: _____ Analyst: _____

AXYS Analytical Services Ltd

Sample Wt & Moistures: Batch ID: WG47118 Date: 09Apr14 Analyst: sz Balance or Syringe # 8205

Method: MLA-905 Draft

Sample ID	Moisture (SLA-015) (all weights in grams)						Sample Wt or Vol (SLA-085) (g or mL)	Backup (g)
	Tare (a)	Tare + Wet	Tare + dry	Tare (b)	Tare + wet	Tare + dry		
WG47118-103 (OPR)							4	
WG47118-104 (OPR)							4	
WG47118-105 (OPR)							4	
WG47118-106 (SAR)							—	
WG47118-107 (SAR)							—	

Moistures into oven: Date: _____ Time: _____ Analyst: _____ Out of Oven: Date: _____ Time: _____ Analyst: _____

Extraction Information: Soxhlet: ____ Dean Stark: ____ Steam Distillation: ____ Base Digest: ____ Vol: _____mL

Drying: Drying Time: _____ mins Analyst: _____ Reagent: _____

Extraction Solvent used: _____ Volume: _____ mL

Begin: Date:_____ Time: _____ Analyst: _____ **End:** Date: _____ Time: _____ Analyst: _____

AXYS Analytical Services Ltd

Spiking Sheet: Batch ID: WG47118 Method: MLA-905 Draft 02

Witness name/ initials: Sujit Dhesi (SD)

Sample ID	Before extraction		Before extraction		Cleanup Std.	Cleanup Std.	Recovery	Recovery
SD 09 Apr 14	Surr. ID: MP0028-SUR101 Date: 09 APR 14 Vol.: 10 µL Syringe#: ~~8304~~ 8201 Ampoule: ~~fr volum~~ Analyst: SZ		Surr. ID: MP019A-STK101 Date: 09 APR 14 Vol.: 40 µL Syringe#: 8304 Ampoule: ~~fr volum~~ Analyst: SZ		Surr.: _____ Date: _____ Vol.: _____ µL Syringe#: _____ Ampoule: _____ Start time: _____ Fin. time: _____	Surr.: _____ Date: _____ Vol.: _____ µL Syringe#: _____ Ampoule: _____ Start time: _____ Fin. time: _____	Surr.: MP004A-REC102 Date: 11 Apr 14 Vol.: 10 µL F.V.: 225 µL Syringe#: 8201 Ampoule: Vol. Start time: 12:15 Fin. time: 12:25	Surr.: _____ Date: _____ Vol.: _____ µL F.V.: _____ µL Syringe#: _____ Ampoule: _____ Start time: _____ Fin. time: _____
	Time	Witness	Time	Witness	Analyst: _____	Analyst: _____	Analyst: SZ	Analyst: _____
L21234-1	14:05	SD	14:07	SD			✓	
L21234-2	14:05	SD	14:07	SD			✓	
L21234-3	14:05	SD	14:08	SD			✓	
L21234-4	14:04	SD	14:08	SD			✓	
L21234-5	14:04	SD	14:08	SD			✓	
L21234-6	14:04	SD	14:09	SD			✓	
L21234-7	14:03	SD	14:09	SD			✓	
L21234-8	14:03	SD	14:09	SD			✓	
L21236-7	14:03	SD	14:10	SD			✓	
L21236-8	14:02	SD	14:10	SD			✓	
L21241-1	14:02	SD	14:10	SD			✓	
L21241-2	14:02	SD	14:10	SD			✓	
L21241-3	14:01	SD	14:11	SD			✓	
L21241-4	14:01	SD	14:11	SD			✓	
L21241-5	14:00	SD	14:11	SD			✓	
L21241-6	14:00	SD	14:11	SD			✓	
WG47118-101 (BLANK)	14:00	SD	14:11	SD			✓	
WG47118-102 (BLANK)	13:59	SD	14:12	SD			✓	

Sample ID	Authentic Std: MP0028-AUT101 Date: 09 APR 14 Vol.: 10 µL Syringe#: 8201 Ampoule#: ~~fr volum~~ Analyst: SZ		Authentic Std: _____ Date: _____ Vol.: _____ µL Syringe#: _____ Ampoule#: _____ Analyst: _____		Authentic Std: _____ Date: _____ Vol.: _____ µL Syringe#: _____ Ampoule#: _____ Analyst: _____	
	Time	Witness	Time	Witness	Time	Witness
WG47118-103 OPR	13:48	SD				
WG47118-105 OPR	13:49	SD				
WG47118-107 SPR	13:48	SD				

AXYS Analytical Services Ltd

Spiking Sheet: Batch ID: WG47118 Method: MLA-905 Draft 02

Witness name/ initials: Sujit Dhesi | SD

Sample ID	Before extraction Surr. ID: MP0028-SUR101 Date: 09 APR 14 Vol.: 10 µL Syringe#: ~~83504~~ 8201 Ampoule: ~~fr volum~~ Analyst: SZ		Before extraction Surr. ID: MP019A-STK101 Date: 09 APR 14 Vol.: 40 µL Syringe#: 8304 Ampoule: ~~fr volum~~ Analyst: SZ		Cleanup Std. Surr.: Date: Vol.: µL Syringe#: Ampoule: Start time: Fin. time:	Cleanup Std. Surr.: Date: Vol.: µL Syringe#: Ampoule: Start time: Fin. time:	Recovery Surr.: MP0044-REC02 Date: 11 Apr 14 Vol.: 10 µL F.V.: 225 µL Syringe#: 8201 Ampoule: V01 Start time: 12:15 Fin. time: 12:25	Recovery Surr.: Date: Vol.: µL F.V.: µL Syringe#: Ampoule: Start time: Fin. time:
	Time	Witness	Time	Witness	Analyst:	Analyst:	Analyst: SZ	Analyst:
WG47118-103 (OPR)	13:59	SD	14:12	SD			✓	
WG47118-104 (OPR)	13:59	SD	14:12	SD			✓	
WG47118-105 (OPR)	13:58	SD	14:12	SD			✓	
WG47118-106 (SAR)	13:57	SD					✓	
WG47118-107 (SAR)	13:57	SD					✓	

Sample ID	Authentic Std: Date: Vol.: µL Syringe#: Ampoule#: Analyst:		Authentic Std: Date: Vol.: µL Syringe#: Ampoule#: Analyst:		Authentic Std: Date: Vol.: µL Syringe#: Ampoule#: Analyst:	
	Time	Witness	Time	Witness	Time	Witness

AXYS Analytical Services Ltd

Spiking Sheet: Batch ID: WG47118 Method: MLA-905 Draft 02

Witness name/ initials: Surjit Dhesi / SD

Sample ID	**Before extraction** Surr. ID: MP02DA-STK102 Date: 09 APR 14 Vol.: 10 µL Syringe#: 8201 Ampoule: fr volum Analyst:		**Before extraction** Surr. ID: Date: Vol.: µL Syringe#: Ampoule: Analyst:		**Cleanup Std.** Surr.: Date: Vol.: µL Syringe#: Ampoule: Start time: Fin. time:	**Cleanup Std.** Surr.: Date: Vol.: µL Syringe#: Ampoule: Start time: Fin. time:	**Recovery** Surr.: Date: Vol.: µL F.V.: µL Syringe#: Ampoule: Start time: Fin. time:	**Recovery** Surr.: Date: Vol.: µL F.V.: µL Syringe#: Ampoule: Start time: Fin. time:
	Time	Witness	Time	Witness	Analyst:	Analyst:	Analyst:	Analyst:
WG47118-103 (OPR)	—							
WG47118-104 (OPR)	—							
WG47118-105 (OPR)	—							
WG47118-106 (SAR)	13:54	SD						
WG47118-107 (SAR)	13:54	SD						

Sample ID	Authentic Std: MP016D-STK102 Date: 09 APR 14 Vol.: 20 µL Syringe#: 8202 Ampoule#: fr volum Analyst:		Authentic Std: Date: Vol.: µL Syringe#: Ampoule#: Analyst:		Authentic Std: Date: Vol.: µL Syringe#: Ampoule#: Analyst:	
	Time	Witness	Time	Witness	Time	Witness
WG47118-104 OPR	13:51	SD				
WG47118-106 SAR	13:51	SD				

AXYS Analytical Services Ltd

LC Methods Worksheet

Workgroup: **WG47118** Method: **MLA-905 Draft 02** Fraction: /

Sample Preparation and Extraction: Analyst: SZ Date: 10 Apr 14

Reagent	Lot#	Vol. mL	Time	Vol. mL	Time	Vol. mL	Time
50% formic acid							
0.05 M KOH in MeOH							
3% acetic acid							
0.3% (NH_4OH)/ 99% MeOH							
Reagent water type: _____							
Carbon (50 mg)							
acetonitrile (CH_3CN)							
Formic acid conc.							
NH_4OH conc.							
EDTA							
0.14 M Na_2HPO_4 buffer pH 2							
HCl conc.							
ammonium acetate buffer 1 M, pH 5.0							
ammonium acetate buffer 1 M, pH 6.5							
ammonium acetate buffer 1 M, pH 4.0							
Phosphate buffer 1 M, pH 6.0							
enzyme ß-glucoronidase/sulfatase	/	1.0	14:20				
enzyme ß- glucoronidase							
5% NH_4OH in water H_2O type_____							
5% borate buffer pH 9							
0.012 g/mL FMOC-Cl							
Acidified water with HCl (pH _____)							
3:1 MtBE:MeOH							
Sodium acetate buffer 0.5M, pH 4							
10% acetate buffer pH 4							
~~EDC.HCl~~ Pentane	135830	4	8:40	4	10:20	4	12:00
140mM KOH in 80:20 MeOH: Water							
~~MeOH~~ Dodecane	SHBD 1008V	0.02	11Apr14 9:00				

2-Mercaptoethanol Lot # SHBD 6659 V 30 mL 09Apr14 10 mL 11Apr14

Sonication

Analyst:	
Date:	
Time:	
#times:	

Shake/ tipper

Analyst:	SZ
Date:	10Apr14
Time:	9:10
#times:	3 x 10 min

Derivatization

Analyst:	SZ
Date:	11Apr14
Start time:	13:30
End time:	14:00

MSTFA (Lot # BCBL 4248V) 90 mL

Millipore:

Analyst:	
Date:	
Time:	

Filtration:

Analyst:	
Date:	
Time:	

Incubation:

Analyst:	SZ
Date:	09Apr14
Start time:	14:50
End time:	8:00

10Apr14

Extract pH check/adjust
1. pH
Date:
Time:
Analyst:
2. pH
Date:
Time:
Analyst:
3. pH
Date:
Time:
Analyst:

Manifold # _____ Analyst _____ Date: _____

Sample ID	Position	#filter units
L21234-1		
L21234-2		
L21234-3		
L21234-4		
L21234-5		
L21234-6		
L21234-7		
L21234-8		
L21236-7		
L21236-8		
L21241-1		
L21241-2		
L21241-3		
L21241-4		
L21241-5		
L21241-6		
WG47118-101 (BLANK)		
WG47118-102 (BLANK)		
WG47118-103 (OPR)		
WG47118-104 (MS)		
WG47118-105 (MSD)		
WG47118-106 (SAR)		
WG47118-107 (SAR)		

AXYS Analytical Services Ltd

LC Methods Cleanup Worksheet

Workgroup: WG47118 Method: MLA-905 Draft Fraction: / Analyst: SZ

SPE Pre-Elution/ Conditioning:
Date: _____
Analyst: _____
SPE type: _____
Lot#:

Reagent	Lot #	Vol. mL	Time
0.1 M Formic acid			
0.3% NH_4OH/ 99% MeOH			
1: MeOH			
2: MeOH			
Reagent water type: _____			
Acidified water H_2O Type_____ (with HCl) pH ____			
DCM			
2:30:68 Formic acid: Acetonitrile:MtBE			
2% NH_4OH in water H_2O Type _____			
Hexane			
1: Acetonitrile (CH_3CN)			
2: Acetonitrile (CH_3CN)			
0.1 M HCl/ 5% MeOH			
MtBE			
10:20:70 NH_4OH: MeOH: MtBE			
0.5M Sodium Acetate Buffer pH 4			
1:1 Acetonitrile: Acetone			

Wash:
Load Sample: ____

Reagent	Lot #	Vol. mL	Time
Reagent water type: _____			
50% 0.1 M Formic acid/ 50% MeOH			
0.1M Formic acid			
0.3% basic (NH_4OH)/ 99% CS water			
20% MeOH/ 80% 0.1M Formic acid			
Acidified water H_2OType _____ (with HCl) pH ____			
0.1 M HCl/ 5% MeOH			
Acetonitrile (CH_3CN)			
5%MeOH/ 95% water H_2O Type_____			
2% NH_4OH in water. H_2O Type_____			
Hexane			
MtBE			
DCM			
5% Acetonitrile in water H_2O Type_____			
MeOH			

Elution:

Reagent	Lot #	Vol. mL	Time
MeOH			
0.3% NH_4OH/ 99% MeOH			
Carbon (optional)			
1:1 Acetone:MeOH			
2 % Formic acid in MeOH			
Acetonitrile (CH_3CN)			
Hexane			
2:30:68 Formic acid: Acetonitrile: MtBE			
DCM			
10:20:70 NH_4OH: MeOH:MtBE			
1:1 DCM:MeOH			
3:1 MtBE: MeOH			
Ethyl acetate			
9:1 MtBE: MeOH			
1:1 Acetonitrile: Acetone			
2 % Formic acid in MtBE			

Reconstitute for µvial:
Date: 11Apr14
Analyst: SZ

Reagent	Lot #	Vol. mL	Time
0.1% Formic acid buffer			
1: MeOH			
2: MeOH			
3: MeOH			
0.3% NH_4OH/ 99% MeOH			
70:30 MeOH: water H_2O Type_____			
1:1 MeOH: 0.1% acetate buffer			
1:1 CH_3CN: Ammonium acetate, Acetic acid buffer			
1:1 0.1% Acetic acid in CH_3CN:Water H_2O Type_____			
1:1 0.2% Acetic acid in CH_3CN:Water H2O Type_____			
Reagent water type: _____			
1:1 Tol : MeCN	/	0.125	10:00
Pentane	135830	0.5	10:10

MeOH= Methanol; MtBE= Methyl-t-butyl ether; DCM= Dichloromethane; MeCN= CH_3CN= Acetonitrile; NH_4OH= Ammonium hydroxide (30% aqueous unless otherwise spec.); CS= Canadian Springs

www.axysanalytical.com

Notes: Batch ID: WG47118 Method: MLA-905 Draft 02

Date:	Analyst	Fraction	Notes:
09Apr14	SZ	✓	Probably spiked 2 x 10 uL of MP002A-SUR/01 into LL1236-8.
10Apr14	SZ	✓	dry through 4.5g Na_2SO_4, rinsed w 3 mL Pentane.

Reviewed by SZ date 11Apr14

AXYS METHOD MLA-905 DRAFT

Form 1A
ANALYSIS REPORT

CLIENT SAMPLE NO.
Day 7 Group 1
Sample Collection:
05-Mar-2014

AXYS ANALYTICAL SERVICES
2045 MILLS RD., SIDNEY, B.C., CANADA
V8L 5X2 TEL (250) 655-5800 FAX (250) 655-5811

Project No.	06262044.0000		
Contract No.:	4765	**Lab Sample I.D.:**	L21234-1
Matrix:	URINE	**Sample Size:**	4.00 mL (wet)
Sample Receipt Date:	19-Mar-2014	**Initial Calibration Date:**	11-Apr-2014
Extraction Date:	10-Apr-2014	**Instrument ID:**	HR GC/MS
Analysis Date:	12-Apr-2014 **Time:** 02:49:57	**GC Column ID:**	DB17-MS
Extract Volume (uL):	200	**Sample Data Filename:**	**MP4B_099 S: 20**
Injection Volume (uL):	2.0	**Blank Data Filename:**	MP4B_099 S: 18
Dilution Factor:	N/A	**Cal. Ver. Data Filename:**	MP4B_099 S: 8

Concentration Units: pg/mL (wet weight basis)

This page is part of a total report that contains information necessary for accreditation compliance.
This test is not NELAP accredited. Sample results relate only to the sample tested.

COMPOUND	CAS NO.	LAB FLAG [1]	CONC. FOUND	REPORTING LIMIT (RL)[2]	ION ABUND. RATIO	RRT
3-OH-Chrysene	63019-39-6	U		271 (S)		
3-OH-Benzo[a]pyrene	13345-21-6		45.9	12.7 (S)	5.97	1.002
9-OH-Benzo[a]pyrene	17573-21-6	K	282	15.5 (S)	2.13	1.152
3-OH-Benz[a]anthracene	4834-35-9	U		353 (S)		
7,8-Diol-Benzo[a]pyrene, cis	60657-25-2	NQ				
7,8-Diol-Benzo[a]pyrene, trans	60864-95-1	NQ				

(1) Where applicable, custom lab flags have been used on this report; U = not detected at RL; K = peak detected but did not meet quantification criteria, result reported represents the estimated maximum possible concentration; NQ = data not quantifiable.
(2) Reporting Limit (Code): S = sample detection limit; M = method detection limit; L = lowest calibration level equivalent; Q = contract defined limit.

These data are validated and reported as accurate and in accord with AXYS Analytical Services Ltd. ISO17025 compliant quality assurance processes.
Signed: _____Million Woudneh_____

For Axys Internal Use Only [XSL Template: Pest1A.xsl; Created: 01-May-2014 09:23:58; Application: XMLTransformer-1.13.65;
Report Filename: Pest_PAH_HI_OHPAH_L21234-1_Form1A_MP4B_099S20_SJ1735546.html; Workgroup: WG47118; Design ID: 2302]

AXYS METHOD MLA-905 DRAFT

Form 2

ANALYSIS REPORT

CLIENT SAMPLE NO.
Day 7 Group 1
Sample Collection:
05-Mar-2014

AXYS ANALYTICAL SERVICES
2045 MILLS RD., SIDNEY, B.C., CANADA
V8L 5X2 TEL (250) 655-5800 FAX (250) 655-5811

Project No.	06262044.0000		
Contract No.:	4765	**Lab Sample I.D.:**	L21234-1
Matrix:	URINE	**Sample Size:**	4.00 mL (wet)
Sample Receipt Date:	19-Mar-2014	**Initial Calibration Date:**	11-Apr-2014
Extraction Date:	10-Apr-2014	**Instrument ID:**	HR GC/MS
Analysis Date:	12-Apr-2014 **Time:** 02:49:57	**GC Column ID:**	DB17-MS
Extract Volume (uL):	200	**Sample Data Filename:**	**MP4B_099 S: 20**
Injection Volume (uL):	2.0	**Blank Data Filename:**	MP4B_099 S: 18
Dilution Factor:	N/A	**Cal. Ver. Data Filename:**	MP4B_099 S: 8
Concentration Units:	pg absolute		

This page is part of a total report that contains information necessary for accreditation compliance.
This test is not NELAP accredited. Sample results relate only to the sample tested.

LABELED COMPOUND	LAB FLAG [1]	SPIKE CONC.	CONC. FOUND	R(%) [2]	ION ABUND. RATIO	RRT
13C6-3-OH-Chrysene		10100	11800	116	2.13	1.404
13C6-1-OH-Benz[a]anthracene		10400	11400	110	2.24	1.371
d11-3-OH-Benzo[a]pyrene	V	10200	17700	173	5.71	1.627

(1) Where applicable, custom lab flags have been used on this report; V = surrogate recovery is not within method/contract control limits.
(2) R% = percent recovery.

These data are validated and reported as accurate and in accord with AXYS Analytical Services Ltd. ISO17025 compliant quality assurance processes.
Signed: _____Million Woudneh_____

For Axys Internal Use Only [XSL Template: Pest2.xsl; Created: 01-May-2014 09:23:58; Application: XMLTransformer-1.13.65;
Report Filename: Pest_PAH_HI_OHPAH_L21234-1_Form2_MP4B_099S20_SJ1735546.html; Workgroup: WG47118; Design ID: 2302]

AXYS METHOD MLA-905 DRAFT

Form 1A

ANALYSIS REPORT

CLIENT SAMPLE NO.
Day 7 Group 2
Sample Collection:
05-Mar-2014

AXYS ANALYTICAL SERVICES
2045 MILLS RD., SIDNEY, B.C., CANADA
V8L 5X2 TEL (250) 655-5800 FAX (250) 655-5811

Project No.	06262044.0000		
Contract No.:	4765	**Lab Sample I.D.:**	L21234-2 Wi
Matrix:	URINE	**Sample Size:**	4.00 mL (wet)
Sample Receipt Date:	19-Mar-2014	**Initial Calibration Date:**	11-Apr-2014
Extraction Date:	10-Apr-2014	**Instrument ID:**	HR GC/MS
Analysis Date:	15-Apr-2014 **Time:** 11:57:01	**GC Column ID:**	DB17-MS
Extract Volume (uL):	800	**Sample Data Filename:**	**MP4B_101 S: 7**
Injection Volume (uL):	2.0	**Blank Data Filename:**	MP4B_099 S: 18
Dilution Factor:	4	**Cal. Ver. Data Filename:**	MP4B_101 S: 1

Concentration Units: pg/mL (wet weight basis)

This page is part of a total report that contains information necessary for accreditation compliance.
This test is not NELAP accredited. Sample results relate only to the sample tested.

COMPOUND	CAS NO.	LAB FLAG [1]	CONC. FOUND	REPORTING LIMIT (RL)[2]	ION ABUND. RATIO	RRT
3-OH-Chrysene	63019-39-6	U D		216 (S)		
3-OH-Benzo[a]pyrene	13345-21-6	D	44100	92.9 (S)	6.07	1.003
9-OH-Benzo[a]pyrene	17573-21-6	D	29600	110 (S)	6.79	1.153
3-OH-Benz[a]anthracene	4834-35-9	U D		295 (S)		
7,8-Diol-Benzo[a]pyrene, cis	60657-25-2	NQ				
7,8-Diol-Benzo[a]pyrene, trans	60864-95-1	NQ				

(1) Where applicable, custom lab flags have been used on this report; U = not detected at RL; D = dilution data; NQ = data not quantifiable.
(2) Reporting Limit (Code): S = sample detection limit; M = method detection limit; L = lowest calibration level equivalent; Q = contract defined limit.

These data are validated and reported as accurate and in accord with AXYS Analytical Services Ltd. ISO17025 compliant quality assurance processes.
Signed: _____Million Woudneh_____

For Axys Internal Use Only [XSL Template: Pest1A.xsl; Created: 01-May-2014 09:23:58; Application: XMLTransformer-1.13.65;
Report Filename: Pest_PAH_HI_OHPAH_L21234-2_Form1A_MP4B_101S7_SJ1735594.html; Workgroup: WG47118; Design ID: 2302]

AXYS METHOD MLA-905 DRAFT

Form 2

ANALYSIS REPORT

CLIENT SAMPLE NO.
Day 7 Group 2
Sample Collection:
05-Mar-2014

AXYS ANALYTICAL SERVICES
2045 MILLS RD., SIDNEY, B.C., CANADA
V8L 5X2 TEL (250) 655-5800 FAX (250) 655-5811

Project No.	06262044.0000		
Contract No.:	4765	**Lab Sample I.D.:**	L21234-2 Wi
Matrix:	URINE	**Sample Size:**	4.00 mL (wet)
Sample Receipt Date:	19-Mar-2014	**Initial Calibration Date:**	11-Apr-2014
Extraction Date:	10-Apr-2014	**Instrument ID:**	HR GC/MS
Analysis Date:	15-Apr-2014 **Time:** 11:57:01	**GC Column ID:**	DB17-MS
Extract Volume (uL):	800	**Sample Data Filename:**	**MP4B_101 S: 7**
Injection Volume (uL):	2.0	**Blank Data Filename:**	MP4B_099 S: 18
Dilution Factor:	4	**Cal. Ver. Data Filename:**	MP4B_101 S: 1
Concentration Units:	pg absolute		

This page is part of a total report that contains information necessary for accreditation compliance.
This test is not NELAP accredited. Sample results relate only to the sample tested.

LABELED COMPOUND	LAB FLAG [1]	SPIKE CONC.	CONC. FOUND	R(%) [2]	ION ABUND. RATIO	RRT
13C6-3-OH-Chrysene	D	10100	11700	116	1.93	1.404
13C6-1-OH-Benz[a]anthracene	D	10400	11000	106	2.15	1.371
d11-3-OH-Benzo[a]pyrene	D V	10200	16500	161	5.74	1.625

(1) Where applicable, custom lab flags have been used on this report; D = dilution data; V = surrogate recovery is not within method/contract control limits.
(2) R% = percent recovery.

These data are validated and reported as accurate and in accord with AXYS Analytical Services Ltd. ISO17025 compliant quality assurance processes.
Signed: _____Million Woudneh_____

For Axys Internal Use Only [XSL Template: Pest2.xsl; Created: 01-May-2014 09:23:58; Application: XMLTransformer-1.13.65;
Report Filename: Pest_PAH_HI_OHPAH_L21234-2_Form2_MP4B_101S7_SJ1735594.html; Workgroup: WG47118; Design ID: 2302]

AXYS METHOD MLA-905 DRAFT

Form 1A

ANALYSIS REPORT

CLIENT SAMPLE NO.
Day 7 Group 3
Sample Collection:
05-Mar-2014

AXYS ANALYTICAL SERVICES
2045 MILLS RD., SIDNEY, B.C., CANADA
V8L 5X2 TEL (250) 655-5800 FAX (250) 655-5811

Project No.	06262044.0000		
Contract No.:	4765	**Lab Sample I.D.:**	L21234-3 W
Matrix:	URINE	**Sample Size:**	4.00 mL (wet)
Sample Receipt Date:	19-Mar-2014	**Initial Calibration Date:**	11-Apr-2014
Extraction Date:	10-Apr-2014	**Instrument ID:**	HR GC/MS
Analysis Date:	15-Apr-2014 **Time:** 14:11:32	**GC Column ID:**	DB17-MS
Extract Volume (uL):	800	**Sample Data Filename:**	**MP4B_101 S: 11**
Injection Volume (uL):	2.0	**Blank Data Filename:**	MP4B_099 S: 18
Dilution Factor:	4	**Cal. Ver. Data Filename:**	MP4B_101 S: 1

Concentration Units: pg/mL (wet weight basis)

This page is part of a total report that contains information necessary for accreditation compliance.
This test is not NELAP accredited. Sample results relate only to the sample tested.

COMPOUND	CAS NO.	LAB FLAG [1]	CONC. FOUND	REPORTING LIMIT (RL)[2]	ION ABUND. RATIO	RRT
3-OH-Chrysene	63019-39-6	D	60100	797 (S)	1.97	1.000
3-OH-Benzo[a]pyrene	13345-21-6	D	103000	271 (S)	6.18	1.003
9-OH-Benzo[a]pyrene	17573-21-6	D	72600	301 (S)	6.95	1.153
3-OH-Benz[a]anthracene	4834-35-9	D	11800	1090 (S)	2.38	1.032
7,8-Diol-Benzo[a]pyrene, cis	60657-25-2	NQ				
7,8-Diol-Benzo[a]pyrene, trans	60864-95-1	NQ				

(1) Where applicable, custom lab flags have been used on this report; D = dilution data; NQ = data not quantifiable.
(2) Reporting Limit (Code): S = sample detection limit; M = method detection limit; L = lowest calibration level equivalent; Q = contract defined limit.

These data are validated and reported as accurate and in accord with AXYS Analytical Services Ltd. ISO17025 compliant quality assurance processes.
Signed: _____Million Woudneh_____

For Axys Internal Use Only [XSL Template: Pest1A.xsl; Created: 01-May-2014 09:23:58; Application: XMLTransformer-1.13.65;
Report Filename: Pest_PAH_HI_OHPAH_L21234-3_Form1A_MP4B_101S11_SJ1735598.html; Workgroup: WG47118; Design ID: 2302]

AXYS METHOD MLA-905 DRAFT

Form 2

ANALYSIS REPORT

CLIENT SAMPLE NO.
Day 7 Group 3
Sample Collection:
05-Mar-2014

AXYS ANALYTICAL SERVICES
2045 MILLS RD., SIDNEY, B.C., CANADA
V8L 5X2 TEL (250) 655-5800 FAX (250) 655-5811

Project No.	06262044.0000		
Contract No.:	4765	**Lab Sample I.D.:**	L21234-3 W
Matrix:	URINE	**Sample Size:**	4.00 mL (wet)
Sample Receipt Date:	19-Mar-2014	**Initial Calibration Date:**	11-Apr-2014
Extraction Date:	10-Apr-2014	**Instrument ID:**	HR GC/MS
Analysis Date:	15-Apr-2014 **Time:** 14:11:32	**GC Column ID:**	DB17-MS
Extract Volume (uL):	800	**Sample Data Filename:**	**MP4B_101 S: 11**
Injection Volume (uL):	2.0	**Blank Data Filename:**	MP4B_099 S: 18
Dilution Factor:	4	**Cal. Ver. Data Filename:**	MP4B_101 S: 1
Concentration Units:	pg absolute		

This page is part of a total report that contains information necessary for accreditation compliance.
This test is not NELAP accredited. Sample results relate only to the sample tested.

LABELED COMPOUND	LAB FLAG [1]	SPIKE CONC.	CONC. FOUND	R(%) [2]	ION ABUND. RATIO	RRT
13C6-3-OH-Chrysene	D	10100	11900	117	2.04	1.405
13C6-1-OH-Benz[a]anthracene	D	10400	11100	107	2.20	1.372
d11-3-OH-Benzo[a]pyrene	D V	10200	15800	154	6.24	1.627

(1) Where applicable, custom lab flags have been used on this report; D = dilution data; V = surrogate recovery is not within method/contract control limits.
(2) R% = percent recovery.

These data are validated and reported as accurate and in accord with AXYS Analytical Services Ltd. ISO17025 compliant quality assurance processes.
Signed: _____Million Woudneh_____

For Axys Internal Use Only [XSL Template: Pest2.xsl; Created: 01-May-2014 09:23:58; Application: XMLTransformer-1.13.65;
Report Filename: Pest_PAH_HI_OHPAH_L21234-3_Form2_MP4B_101S11_SJ1735598.html; Workgroup: WG47118; Design ID: 2302]

AXYS METHOD MLA-905 DRAFT

Form 1A
ANALYSIS REPORT

CLIENT SAMPLE NO.
Day 7 Group 4
Sample Collection:
05-Mar-2014

AXYS ANALYTICAL SERVICES
2045 MILLS RD., SIDNEY, B.C., CANADA
V8L 5X2 TEL (250) 655-5800 FAX (250) 655-5811

Project No.	06262044.0000		
Contract No.:	4765	**Lab Sample I.D.:**	L21234-4 Wi
Matrix:	URINE	**Sample Size:**	3.90 mL (wet)
Sample Receipt Date:	19-Mar-2014	**Initial Calibration Date:**	11-Apr-2014
Extraction Date:	10-Apr-2014	**Instrument ID:**	HR GC/MS
Analysis Date:	15-Apr-2014 **Time:** 13:04:15	**GC Column ID:**	DB17-MS
Extract Volume (uL):	800	**Sample Data Filename:**	**MP4B_101 S: 9**
Injection Volume (uL):	2.0	**Blank Data Filename:**	MP4B_099 S: 18
Dilution Factor:	4	**Cal. Ver. Data Filename:**	MP4B_101 S: 1

Concentration Units: pg/mL (wet weight basis)

This page is part of a total report that contains information necessary for accreditation compliance.
This test is not NELAP accredited. Sample results relate only to the sample tested.

COMPOUND	CAS NO.	LAB FLAG [1]	CONC. FOUND	REPORTING LIMIT (RL)[2]	ION ABUND. RATIO	RRT
3-OH-Chrysene	63019-39-6	D	102000	2220 (S)	1.83	1.000
3-OH-Benzo[a]pyrene	13345-21-6	D	363000	338 (S)	5.88	1.004
9-OH-Benzo[a]pyrene	17573-21-6	D	256000	389 (S)	6.54	1.153
3-OH-Benz[a]anthracene	4834-35-9	D	34100	2960 (S)	2.38	1.033
7,8-Diol-Benzo[a]pyrene, cis	60657-25-2	NQ				
7,8-Diol-Benzo[a]pyrene, trans	60864-95-1	NQ				

(1) Where applicable, custom lab flags have been used on this report; D = dilution data; NQ = data not quantifiable.
(2) Reporting Limit (Code): S = sample detection limit; M = method detection limit; L = lowest calibration level equivalent; Q = contract defined limit.

These data are validated and reported as accurate and in accord with AXYS Analytical Services Ltd. ISO17025 compliant quality assurance processes.
Signed: _____Million Woudneh_____

For Axys Internal Use Only [XSL Template: Pest1A.xsl; Created: 01-May-2014 09:23:58; Application: XMLTransformer-1.13.65;
Report Filename: Pest_PAH_HI_OHPAH_L21234-4_Form1A_MP4B_101S9_SJ1735596.html; Workgroup: WG47118; Design ID: 2302]

AXYS METHOD MLA-905 DRAFT

Form 2

ANALYSIS REPORT

CLIENT SAMPLE NO.
Day 7 Group 4
Sample Collection:
05-Mar-2014

AXYS ANALYTICAL SERVICES
2045 MILLS RD., SIDNEY, B.C., CANADA
V8L 5X2 TEL (250) 655-5800 FAX (250) 655-5811

Project No.	06262044.0000		
Contract No.:	4765	**Lab Sample I.D.:**	L21234-4 Wi
Matrix:	URINE	**Sample Size:**	3.90 mL (wet)
Sample Receipt Date:	19-Mar-2014	**Initial Calibration Date:**	11-Apr-2014
Extraction Date:	10-Apr-2014	**Instrument ID:**	HR GC/MS
Analysis Date:	15-Apr-2014 **Time:** 13:04:15	**GC Column ID:**	DB17-MS
Extract Volume (uL):	800	**Sample Data Filename:**	**MP4B_101 S: 9**
Injection Volume (uL):	2.0	**Blank Data Filename:**	MP4B_099 S: 18
Dilution Factor:	4	**Cal. Ver. Data Filename:**	MP4B_101 S: 1
Concentration Units:	pg absolute		

This page is part of a total report that contains information necessary for accreditation compliance.
This test is not NELAP accredited. Sample results relate only to the sample tested.

LABELED COMPOUND	LAB FLAG [1]	SPIKE CONC.	CONC. FOUND	R(%) [2]	ION ABUND. RATIO	RRT
13C6-3-OH-Chrysene	D	10100	12000	119	2.03	1.404
13C6-1-OH-Benz[a]anthracene	D	10400	11500	110	2.33	1.371
d11-3-OH-Benzo[a]pyrene	D V	10200	16300	159	5.71	1.625

(1) Where applicable, custom lab flags have been used on this report; D = dilution data; V = surrogate recovery is not within method/contract control limits.
(2) R% = percent recovery.

These data are validated and reported as accurate and in accord with AXYS Analytical Services Ltd. ISO17025 compliant quality assurance processes.
Signed: _____Million Woudneh_____

For Axys Internal Use Only [XSL Template: Pest2.xsl; Created: 01-May-2014 09:23:58; Application: XMLTransformer-1.13.65;
Report Filename: Pest_PAH_HI_OHPAH_L21234-4_Form2_MP4B_101S9_SJ1735596.html; Workgroup: WG47118; Design ID: 2302]

AXYS METHOD MLA-905 DRAFT

Form 1A

ANALYSIS REPORT

CLIENT SAMPLE NO.
Day 7 Group 5
Sample Collection:
05-Mar-2014

AXYS ANALYTICAL SERVICES
2045 MILLS RD., SIDNEY, B.C., CANADA
V8L 5X2 TEL (250) 655-5800 FAX (250) 655-5811

Project No.	06262044.0000		
Contract No.:	4765	**Lab Sample I.D.:**	L21234-5 Wi
Matrix:	URINE	**Sample Size:**	4.00 mL (wet)
Sample Receipt Date:	19-Mar-2014	**Initial Calibration Date:**	11-Apr-2014
Extraction Date:	10-Apr-2014	**Instrument ID:**	HR GC/MS
Analysis Date:	15-Apr-2014 **Time:** 18:40:30	**GC Column ID:**	DB17-MS
Extract Volume (uL):	800	**Sample Data Filename:**	**MP4B_101 S: 19**
Injection Volume (uL):	2.0	**Blank Data Filename:**	MP4B_099 S: 18
Dilution Factor:	4	**Cal. Ver. Data Filename:**	MP4B_101 S: 13

Concentration Units: pg/mL (wet weight basis)

This page is part of a total report that contains information necessary for accreditation compliance.
This test is not NELAP accredited. Sample results relate only to the sample tested.

COMPOUND	CAS NO.	LAB FLAG [1]	CONC. FOUND	REPORTING LIMIT (RL)[2]	ION ABUND. RATIO	RRT
3-OH-Chrysene	63019-39-6	D	113000	2520 (S)	2.03	1.000
3-OH-Benzo[a]pyrene	13345-21-6	D	394000	518 (S)	5.92	1.004
9-OH-Benzo[a]pyrene	17573-21-6	D	295000	587 (S)	6.67	1.153
3-OH-Benz[a]anthracene	4834-35-9	D	39500	3380 (S)	2.33	1.033
7,8-Diol-Benzo[a]pyrene, cis	60657-25-2	NQ				
7,8-Diol-Benzo[a]pyrene, trans	60864-95-1	NQ				

(1) Where applicable, custom lab flags have been used on this report; D = dilution data; NQ = data not quantifiable.
(2) Reporting Limit (Code): S = sample detection limit; M = method detection limit; L = lowest calibration level equivalent; Q = contract defined limit.

These data are validated and reported as accurate and in accord with AXYS Analytical Services Ltd. ISO17025 compliant quality assurance processes.
Signed: _____Million Woudneh_____

For Axys Internal Use Only [XSL Template: Pest1A.xsl; Created: 01-May-2014 09:23:58; Application: XMLTransformer-1.13.65;
Report Filename: Pest_PAH_HI_OHPAH_L21234-5_Form1A_MP4B_101S19_SJ1735606.html; Workgroup: WG47118; Design ID: 2302]

AXYS METHOD MLA-905 DRAFT

Form 2

ANALYSIS REPORT

CLIENT SAMPLE NO.
Day 7 Group 5
Sample Collection:
05-Mar-2014

AXYS ANALYTICAL SERVICES
2045 MILLS RD., SIDNEY, B.C., CANADA
V8L 5X2 TEL (250) 655-5800 FAX (250) 655-5811

Project No.	06262044.0000		
Contract No.:	4765	**Lab Sample I.D.:**	L21234-5 Wi
Matrix:	URINE	**Sample Size:**	4.00 mL (wet)
Sample Receipt Date:	19-Mar-2014	**Initial Calibration Date:**	11-Apr-2014
Extraction Date:	10-Apr-2014	**Instrument ID:**	HR GC/MS
Analysis Date:	15-Apr-2014 **Time:** 18:40:30	**GC Column ID:**	DB17-MS
Extract Volume (uL):	800	**Sample Data Filename:**	**MP4B_101 S: 19**
Injection Volume (uL):	2.0	**Blank Data Filename:**	MP4B_099 S: 18
Dilution Factor:	4	**Cal. Ver. Data Filename:**	MP4B_101 S: 13
Concentration Units:	pg absolute		

This page is part of a total report that contains information necessary for accreditation compliance.
This test is not NELAP accredited. Sample results relate only to the sample tested.

LABELED COMPOUND	LAB FLAG [1]	SPIKE CONC.	CONC. FOUND	R(%) [2]	ION ABUND. RATIO	RRT
13C6-3-OH-Chrysene	D	10100	11700	116	2.02	1.405
13C6-1-OH-Benz[a]anthracene	D	10400	11200	107	2.33	1.372
d11-3-OH-Benzo[a]pyrene	D V	10200	15700	153	5.75	1.626

(1) Where applicable, custom lab flags have been used on this report; D = dilution data; V = surrogate recovery is not within method/contract control limits.
(2) R% = percent recovery.

These data are validated and reported as accurate and in accord with AXYS Analytical Services Ltd. ISO17025 compliant quality assurance processes.
Signed: _____Million Woudneh_____

For Axys Internal Use Only [XSL Template: Pest2.xsl; Created: 01-May-2014 09:23:58; Application: XMLTransformer-1.13.65;
Report Filename: Pest_PAH_HI_OHPAH_L21234-5_Form2_MP4B_101S19_SJ1735606.html; Workgroup: WG47118; Design ID: 2302]

AXYS METHOD MLA-905 DRAFT

Form 1A
ANALYSIS REPORT

CLIENT SAMPLE NO.
Day 7 Group 6
Sample Collection:
05-Mar-2014

AXYS ANALYTICAL SERVICES
2045 MILLS RD., SIDNEY, B.C., CANADA
V8L 5X2 TEL (250) 655-5800 FAX (250) 655-5811

Project No.	06262044.0000		
Contract No.:	4765	**Lab Sample I.D.:**	L21234-6 W
Matrix:	URINE	**Sample Size:**	4.00 mL (wet)
Sample Receipt Date:	19-Mar-2014	**Initial Calibration Date:**	11-Apr-2014
Extraction Date:	10-Apr-2014	**Instrument ID:**	HR GC/MS
Analysis Date:	15-Apr-2014 **Time:** 17:33:13	**GC Column ID:**	DB17-MS
Extract Volume (uL):	800	**Sample Data Filename:**	**MP4B_101 S: 17**
Injection Volume (uL):	2.0	**Blank Data Filename:**	MP4B_099 S: 18
Dilution Factor:	4	**Cal. Ver. Data Filename:**	MP4B_101 S: 13

Concentration Units: pg/mL (wet weight basis)

This page is part of a total report that contains information necessary for accreditation compliance.
This test is not NELAP accredited. Sample results relate only to the sample tested.

COMPOUND	CAS NO.	LAB FLAG [1]	CONC. FOUND	REPORTING LIMIT (RL)[2]	ION ABUND. RATIO	RRT
3-OH-Chrysene	63019-39-6	D	99700	1720 (S)	2.17	1.000
3-OH-Benzo[a]pyrene	13345-21-6	D	466000	151 (S)	5.69	1.003
9-OH-Benzo[a]pyrene	17573-21-6	D	360000	168 (S)	6.73	1.153
3-OH-Benz[a]anthracene	4834-35-9	D	33100	2480 (S)	1.93	1.033
7,8-Diol-Benzo[a]pyrene, cis	60657-25-2	NQ				
7,8-Diol-Benzo[a]pyrene, trans	60864-95-1	NQ				

(1) Where applicable, custom lab flags have been used on this report; D = dilution data; NQ = data not quantifiable.
(2) Reporting Limit (Code): S = sample detection limit; M = method detection limit; L = lowest calibration level equivalent; Q = contract defined limit.

These data are validated and reported as accurate and in accord with AXYS Analytical Services Ltd. ISO17025 compliant quality assurance processes.
Signed: _____Million Woudneh_____

For Axys Internal Use Only [XSL Template: Pest1A.xsl; Created: 01-May-2014 09:23:58; Application: XMLTransformer-1.13.65;
Report Filename: Pest_PAH_HI_OHPAH_L21234-6_Form1A_MP4B_101S17_SJ1735604.html; Workgroup: WG47118; Design ID: 2302]

AXYS METHOD MLA-905 DRAFT

Form 2

ANALYSIS REPORT

CLIENT SAMPLE NO.
Day 7 Group 6
Sample Collection:
05-Mar-2014

AXYS ANALYTICAL SERVICES
2045 MILLS RD., SIDNEY, B.C., CANADA
V8L 5X2 TEL (250) 655-5800 FAX (250) 655-5811

Project No.	06262044.0000		
Contract No.:	4765	**Lab Sample I.D.:**	L21234-6 W
Matrix:	URINE	**Sample Size:**	4.00 mL (wet)
Sample Receipt Date:	19-Mar-2014	**Initial Calibration Date:**	11-Apr-2014
Extraction Date:	10-Apr-2014	**Instrument ID:**	HR GC/MS
Analysis Date:	15-Apr-2014 **Time:** 17:33:13	**GC Column ID:**	DB17-MS
Extract Volume (uL):	800	**Sample Data Filename:**	**MP4B_101 S: 17**
Injection Volume (uL):	2.0	**Blank Data Filename:**	MP4B_099 S: 18
Dilution Factor:	4	**Cal. Ver. Data Filename:**	MP4B_101 S: 13
Concentration Units:	pg absolute		

This page is part of a total report that contains information necessary for accreditation compliance.
This test is not NELAP accredited. Sample results relate only to the sample tested.

LABELED COMPOUND	LAB FLAG [1]	SPIKE CONC.	CONC. FOUND	R(%) [2]	ION ABUND. RATIO	RRT
13C6-3-OH-Chrysene	D	10100	12300	122	2.07	1.404
13C6-1-OH-Benz[a]anthracene	D	10400	11200	108	2.22	1.371
d11-3-OH-Benzo[a]pyrene	D V	10200	16700	163	5.80	1.625

(1) Where applicable, custom lab flags have been used on this report; D = dilution data; V = surrogate recovery is not within method/contract control limits.
(2) R% = percent recovery.

These data are validated and reported as accurate and in accord with AXYS Analytical Services Ltd. ISO17025 compliant quality assurance processes.
Signed: _____Million Woudneh_____

For Axys Internal Use Only [XSL Template: Pest2.xsl; Created: 01-May-2014 09:23:58; Application: XMLTransformer-1.13.65;
Report Filename: Pest_PAH_HI_OHPAH_L21234-6_Form2_MP4B_101S17_SJ1735604.html; Workgroup: WG47118; Design ID: 2302]

AXYS METHOD MLA-905 DRAFT

Form 1A

ANALYSIS REPORT

CLIENT SAMPLE NO.
Day 7 Group 7
Sample Collection:
05-Mar-2014

AXYS ANALYTICAL SERVICES
2045 MILLS RD., SIDNEY, B.C., CANADA
V8L 5X2 TEL (250) 655-5800 FAX (250) 655-5811

Project No.	06262044.0000		
Contract No.:	4765	**Lab Sample I.D.:**	L21234-7 W
Matrix:	URINE	**Sample Size:**	4.00 mL (wet)
Sample Receipt Date:	19-Mar-2014	**Initial Calibration Date:**	11-Apr-2014
Extraction Date:	10-Apr-2014	**Instrument ID:**	HR GC/MS
Analysis Date:	15-Apr-2014 **Time:** 18:06:54	**GC Column ID:**	DB17-MS
Extract Volume (uL):	800	**Sample Data Filename:**	**MP4B_101 S: 18**
Injection Volume (uL):	2.0	**Blank Data Filename:**	MP4B_099 S: 18
Dilution Factor:	4	**Cal. Ver. Data Filename:**	MP4B_101 S: 13

Concentration Units: pg/mL (wet weight basis)

This page is part of a total report that contains information necessary for accreditation compliance.
This test is not NELAP accredited. Sample results relate only to the sample tested.

COMPOUND	CAS NO.	LAB FLAG [1]	CONC. FOUND	REPORTING LIMIT (RL)[2]	ION ABUND. RATIO	RRT
3-OH-Chrysene	63019-39-6	D	106000	1940 (S)	2.22	1.000
3-OH-Benzo[a]pyrene	13345-21-6	D	491000	432 (S)	5.86	1.004
9-OH-Benzo[a]pyrene	17573-21-6	D	427000	468 (S)	6.89	1.153
3-OH-Benz[a]anthracene	4834-35-9	D	33800	2610 (S)	2.04	1.033
7,8-Diol-Benzo[a]pyrene, cis	60657-25-2	NQ				
7,8-Diol-Benzo[a]pyrene, trans	60864-95-1	NQ				

(1) Where applicable, custom lab flags have been used on this report; D = dilution data; NQ = data not quantifiable.
(2) Reporting Limit (Code): S = sample detection limit; M = method detection limit; L = lowest calibration level equivalent; Q = contract defined limit.

These data are validated and reported as accurate and in accord with AXYS Analytical Services Ltd. ISO17025 compliant quality assurance processes.
Signed: _____Million Woudneh_____

For Axys Internal Use Only [XSL Template: Pest1A.xsl; Created: 01-May-2014 09:23:58; Application: XMLTransformer-1.13.65;
Report Filename: Pest_PAH_HI_OHPAH_L21234-7_Form1A_MP4B_101S18_SJ1735605.html; Workgroup: WG47118; Design ID: 2302]

AXYS METHOD MLA-905 DRAFT

Form 2

ANALYSIS REPORT

CLIENT SAMPLE NO.
Day 7 Group 7
Sample Collection:
05-Mar-2014

AXYS ANALYTICAL SERVICES
2045 MILLS RD., SIDNEY, B.C., CANADA
V8L 5X2 TEL (250) 655-5800 FAX (250) 655-5811

Project No.	06262044.0000		
Contract No.:	4765	**Lab Sample I.D.:**	L21234-7 W
Matrix:	URINE	**Sample Size:**	4.00 mL (wet)
Sample Receipt Date:	19-Mar-2014	**Initial Calibration Date:**	11-Apr-2014
Extraction Date:	10-Apr-2014	**Instrument ID:**	HR GC/MS
Analysis Date:	15-Apr-2014 **Time:** 18:06:54	**GC Column ID:**	DB17-MS
Extract Volume (uL):	800	**Sample Data Filename:**	**MP4B_101 S: 18**
Injection Volume (uL):	2.0	**Blank Data Filename:**	MP4B_099 S: 18
Dilution Factor:	4	**Cal. Ver. Data Filename:**	MP4B_101 S: 13
Concentration Units:	pg absolute		

This page is part of a total report that contains information necessary for accreditation compliance.
This test is not NELAP accredited. Sample results relate only to the sample tested.

LABELED COMPOUND	LAB FLAG [1]	SPIKE CONC.	CONC. FOUND	R(%) [2]	ION ABUND. RATIO	RRT
13C6-3-OH-Chrysene	D	10100	11600	115	1.95	1.405
13C6-1-OH-Benz[a]anthracene	D	10400	11300	108	2.38	1.371
d11-3-OH-Benzo[a]pyrene	D V	10200	15400	150	6.02	1.626

(1) Where applicable, custom lab flags have been used on this report; D = dilution data; V = surrogate recovery is not within method/contract control limits.
(2) R% = percent recovery.

These data are validated and reported as accurate and in accord with AXYS Analytical Services Ltd. ISO17025 compliant quality assurance processes.
Signed: _____Million Woudneh_____

For Axys Internal Use Only [XSL Template: Pest2.xsl; Created: 01-May-2014 09:23:58; Application: XMLTransformer-1.13.65;
Report Filename: Pest_PAH_HI_OHPAH_L21234-7_Form2_MP4B_101S18_SJ1735605.html; Workgroup: WG47118; Design ID: 2302]

AXYS METHOD MLA-905 DRAFT

Form 1A
ANALYSIS REPORT

CLIENT SAMPLE NO.
Day 7 Group 8
Sample Collection:
05-Mar-2014

AXYS ANALYTICAL SERVICES
2045 MILLS RD., SIDNEY, B.C., CANADA
V8L 5X2 TEL (250) 655-5800 FAX (250) 655-5811

Project No.	06262044.0000		
Contract No.:	4765	**Lab Sample I.D.:**	L21234-8 N
Matrix:	URINE	**Sample Size:**	4.00 mL (wet)
Sample Receipt Date:	19-Mar-2014	**Initial Calibration Date:**	11-Apr-2014
Extraction Date:	10-Apr-2014	**Instrument ID:**	HR GC/MS
Analysis Date:	15-Apr-2014 **Time:** 20:21:26	**GC Column ID:**	DB17-MS
Extract Volume (uL):	100	**Sample Data Filename:**	**MP4B_101 S: 22**
Injection Volume (uL):	2.0	**Blank Data Filename:**	MP4B_099 S: 18
Dilution Factor:	20	**Cal. Ver. Data Filename:**	MP4B_101 S: 13

Concentration Units: pg/mL (wet weight basis)

This page is part of a total report that contains information necessary for accreditation compliance.
This test is not NELAP accredited. Sample results relate only to the sample tested.

COMPOUND	CAS NO.	LAB FLAG [1]	CONC. FOUND	REPORTING LIMIT (RL)[2]	ION ABUND. RATIO	RRT
3-OH-Chrysene	63019-39-6	D	282000	7350 (S)	2.10	1.000
3-OH-Benzo[a]pyrene	13345-21-6	D	1370000	1050 (S)	5.99	1.002
9-OH-Benzo[a]pyrene	17573-21-6	D	1230000	1050 (S)	6.71	1.153
3-OH-Benz[a]anthracene	4834-35-9	D	138000	9960 (S)	2.25	1.033
7,8-Diol-Benzo[a]pyrene, cis	60657-25-2	NQ				
7,8-Diol-Benzo[a]pyrene, trans	60864-95-1	NQ				

(1) Where applicable, custom lab flags have been used on this report; D = dilution data; NQ = data not quantifiable.
(2) Reporting Limit (Code): S = sample detection limit; M = method detection limit; L = lowest calibration level equivalent; Q = contract defined limit.

These data are validated and reported as accurate and in accord with AXYS Analytical Services Ltd. ISO17025 compliant quality assurance processes.
Signed: _____Million Woudneh_____

For Axys Internal Use Only [XSL Template: Pest1A.xsl; Created: 01-May-2014 09:23:58; Application: XMLTransformer-1.13.65;
Report Filename: Pest_PAH_HI_OHPAH_L21234-8_Form1A_MP4B_101S22_SJ1735609.html; Workgroup: WG47118; Design ID: 2302]

AXYS METHOD MLA-905 DRAFT

Form 2

ANALYSIS REPORT

CLIENT SAMPLE NO.
Day 7 Group 8
Sample Collection:
05-Mar-2014

AXYS ANALYTICAL SERVICES
2045 MILLS RD., SIDNEY, B.C., CANADA
V8L 5X2 TEL (250) 655-5800 FAX (250) 655-5811

Project No.	06262044.0000		
Contract No.:	4765	**Lab Sample I.D.:**	L21234-8 N
Matrix:	URINE	**Sample Size:**	4.00 mL (wet)
Sample Receipt Date:	19-Mar-2014	**Initial Calibration Date:**	11-Apr-2014
Extraction Date:	10-Apr-2014	**Instrument ID:**	HR GC/MS
Analysis Date:	15-Apr-2014 **Time:** 20:21:26	**GC Column ID:**	DB17-MS
Extract Volume (uL):	100	**Sample Data Filename:**	**MP4B_101 S: 22**
Injection Volume (uL):	2.0	**Blank Data Filename:**	MP4B_099 S: 18
Dilution Factor:	20	**Cal. Ver. Data Filename:**	MP4B_101 S: 13
Concentration Units:	pg absolute		

This page is part of a total report that contains information necessary for accreditation compliance.
This test is not NELAP accredited. Sample results relate only to the sample tested.

LABELED COMPOUND	LAB FLAG [1]	SPIKE CONC.	CONC. FOUND	R(%) [2]	ION ABUND. RATIO	RRT
13C6-3-OH-Chrysene	D	10100	10600	105	1.90	1.404
13C6-1-OH-Benz[a]anthracene	D	10400	10000	96.3	2.31	1.371
d11-3-OH-Benzo[a]pyrene	D	10200	11900	116	6.18	1.625

(1) Where applicable, custom lab flags have been used on this report; D = dilution data.
(2) R% = percent recovery.

These data are validated and reported as accurate and in accord with AXYS Analytical Services Ltd. ISO17025 compliant quality assurance processes.
Signed: _____Million Woudneh_____

For Axys Internal Use Only [XSL Template: Pest2.xsl; Created: 01-May-2014 09:23:58; Application: XMLTransformer-1.13.65;
Report Filename: Pest_PAH_HI_OHPAH_L21234-8_Form2_MP4B_101S22_SJ1735609.html; Workgroup: WG47118; Design ID: 2302]

AXYS METHOD MLA-905 DRAFT

Form 1A
ANALYSIS REPORT

CLIENT SAMPLE NO.
Day 9 Group 7
Sample Collection:
07-Mar-2014

AXYS ANALYTICAL SERVICES
2045 MILLS RD., SIDNEY, B.C., CANADA
V8L 5X2 TEL (250) 655-5800 FAX (250) 655-5811

Project No.	06262044.0000		
Contract No.:	4765	**Lab Sample I.D.:**	L21236-7 W
Matrix:	URINE	**Sample Size:**	4.00 mL (wet)
Sample Receipt Date:	19-Mar-2014	**Initial Calibration Date:**	11-Apr-2014
Extraction Date:	10-Apr-2014	**Instrument ID:**	HR GC/MS
Analysis Date:	15-Apr-2014 **Time:** 16:59:38	**GC Column ID:**	DB17-MS
Extract Volume (uL):	800	**Sample Data Filename:**	**MP4B_101 S: 16**
Injection Volume (uL):	2.0	**Blank Data Filename:**	MP4B_099 S: 18
Dilution Factor:	4	**Cal. Ver. Data Filename:**	MP4B_101 S: 13

Concentration Units: pg/mL (wet weight basis)

This page is part of a total report that contains information necessary for accreditation compliance.
This test is not NELAP accredited. Sample results relate only to the sample tested.

COMPOUND	CAS NO.	LAB FLAG [1]	CONC. FOUND	REPORTING LIMIT (RL)[2]	ION ABUND. RATIO	RRT
3-OH-Chrysene	63019-39-6	D	101000	1700 (S)	2.13	1.001
3-OH-Benzo[a]pyrene	13345-21-6	D	421000	190 (S)	5.83	1.004
9-OH-Benzo[a]pyrene	17573-21-6	D	323000	198 (S)	6.95	1.153
3-OH-Benz[a]anthracene	4834-35-9	D	43300	2450 (S)	2.37	1.033
7,8-Diol-Benzo[a]pyrene, cis	60657-25-2	NQ				
7,8-Diol-Benzo[a]pyrene, trans	60864-95-1	NQ				

(1) Where applicable, custom lab flags have been used on this report; D = dilution data; NQ = data not quantifiable.
(2) Reporting Limit (Code): S = sample detection limit; M = method detection limit; L = lowest calibration level equivalent; Q = contract defined limit.

These data are validated and reported as accurate and in accord with AXYS Analytical Services Ltd. ISO17025 compliant quality assurance processes.
Signed: _____Million Woudneh_____

For Axys Internal Use Only [XSL Template: Pest1A.xsl; Created: 01-May-2014 09:23:58; Application: XMLTransformer-1.13.65;
Report Filename: Pest_PAH_HI_OHPAH_L21236-7_Form1A_MP4B_101S16_SJ1735603.html; Workgroup: WG47118; Design ID: 2302]

AXYS METHOD MLA-905 DRAFT

Form 2

ANALYSIS REPORT

CLIENT SAMPLE NO.
Day 9 Group 7
Sample Collection:
07-Mar-2014

AXYS ANALYTICAL SERVICES
2045 MILLS RD., SIDNEY, B.C., CANADA
V8L 5X2 TEL (250) 655-5800 FAX (250) 655-5811

Project No.	06262044.0000		
Contract No.:	4765	**Lab Sample I.D.:**	L21236-7 W
Matrix:	URINE	**Sample Size:**	4.00 mL (wet)
Sample Receipt Date:	19-Mar-2014	**Initial Calibration Date:**	11-Apr-2014
Extraction Date:	10-Apr-2014	**Instrument ID:**	HR GC/MS
Analysis Date:	15-Apr-2014 **Time:** 16:59:38	**GC Column ID:**	DB17-MS
Extract Volume (uL):	800	**Sample Data Filename:**	**MP4B_101 S: 16**
Injection Volume (uL):	2.0	**Blank Data Filename:**	MP4B_099 S: 18
Dilution Factor:	4	**Cal. Ver. Data Filename:**	MP4B_101 S: 13
Concentration Units:	pg absolute		

This page is part of a total report that contains information necessary for accreditation compliance.
This test is not NELAP accredited. Sample results relate only to the sample tested.

LABELED COMPOUND	LAB FLAG [1]	SPIKE CONC.	CONC. FOUND	R(%) [2]	ION ABUND. RATIO	RRT
13C6-3-OH-Chrysene	D	10100	12500	124	2.04	1.404
13C6-1-OH-Benz[a]anthracene	D	10400	11000	106	2.25	1.371
d11-3-OH-Benzo[a]pyrene	D V	10200	15400	151	5.75	1.625

(1) Where applicable, custom lab flags have been used on this report; D = dilution data; V = surrogate recovery is not within method/contract control limits.
(2) R% = percent recovery.

These data are validated and reported as accurate and in accord with AXYS Analytical Services Ltd. ISO17025 compliant quality assurance processes.
Signed: _____Million Woudneh_____

For Axys Internal Use Only [XSL Template: Pest2.xsl; Created: 01-May-2014 09:23:58; Application: XMLTransformer-1.13.65;
Report Filename: Pest_PAH_HI_OHPAH_L21236-7_Form2_MP4B_101S16_SJ1735603.html; Workgroup: WG47118; Design ID: 2302]

AXYS METHOD MLA-905 DRAFT

Form 1A

ANALYSIS REPORT

CLIENT SAMPLE NO.
Day 9 Group 8
Sample Collection:
07-Mar-2014

AXYS ANALYTICAL SERVICES
2045 MILLS RD., SIDNEY, B.C., CANADA
V8L 5X2 TEL (250) 655-5800 FAX (250) 655-5811

Project No.	06262044.0000		
Contract No.:	4765	**Lab Sample I.D.:**	L21236-8 N
Matrix:	URINE	**Sample Size:**	4.00 mL (wet)
Sample Receipt Date:	19-Mar-2014	**Initial Calibration Date:**	11-Apr-2014
Extraction Date:	10-Apr-2014	**Instrument ID:**	HR GC/MS
Analysis Date:	15-Apr-2014 **Time:** 20:55:06	**GC Column ID:**	DB17-MS
Extract Volume (uL):	100	**Sample Data Filename:**	**MP4B_101 S: 23**
Injection Volume (uL):	2.0	**Blank Data Filename:**	MP4B_099 S: 18
Dilution Factor:	20	**Cal. Ver. Data Filename:**	MP4B_101 S: 13

Concentration Units: pg/mL (wet weight basis)

This page is part of a total report that contains information necessary for accreditation compliance.
This test is not NELAP accredited. Sample results relate only to the sample tested.

COMPOUND	CAS NO.	LAB FLAG [1]	CONC. FOUND	REPORTING LIMIT (RL)[2]	ION ABUND. RATIO	RRT
3-OH-Chrysene	63019-39-6	D	366000	9610 (S)	1.97	1.001
3-OH-Benzo[a]pyrene	13345-21-6	D	1630000	1220 (S)	5.83	1.004
9-OH-Benzo[a]pyrene	17573-21-6	D	1280000	991 (S)	6.52	1.153
3-OH-Benz[a]anthracene	4834-35-9	D	161000	12100 (S)	2.28	1.033
7,8-Diol-Benzo[a]pyrene, cis	60657-25-2	NQ				
7,8-Diol-Benzo[a]pyrene, trans	60864-95-1	NQ				

(1) Where applicable, custom lab flags have been used on this report; D = dilution data; NQ = data not quantifiable.
(2) Reporting Limit (Code): S = sample detection limit; M = method detection limit; L = lowest calibration level equivalent; Q = contract defined limit.

These data are validated and reported as accurate and in accord with AXYS Analytical Services Ltd. ISO17025 compliant quality assurance processes.
Signed: _____Million Woudneh_____

For Axys Internal Use Only [XSL Template: Pest1A.xsl; Created: 01-May-2014 09:23:58; Application: XMLTransformer-1.13.65;
Report Filename: Pest_PAH_HI_OHPAH_L21236-8_Form1A_MP4B_101S23_SJ1735610.html; Workgroup: WG47118; Design ID: 2302]

AXYS METHOD MLA-905 DRAFT

Form 2

ANALYSIS REPORT

CLIENT SAMPLE NO.
Day 9 Group 8
Sample Collection:
07-Mar-2014

AXYS ANALYTICAL SERVICES
2045 MILLS RD., SIDNEY, B.C., CANADA
V8L 5X2 TEL (250) 655-5800 FAX (250) 655-5811

Project No.	06262044.0000		
Contract No.:	4765	**Lab Sample I.D.:**	L21236-8 N
Matrix:	URINE	**Sample Size:**	4.00 mL (wet)
Sample Receipt Date:	19-Mar-2014	**Initial Calibration Date:**	11-Apr-2014
Extraction Date:	10-Apr-2014	**Instrument ID:**	HR GC/MS
Analysis Date:	15-Apr-2014 **Time:** 20:55:06	**GC Column ID:**	DB17-MS
Extract Volume (uL):	100	**Sample Data Filename:**	**MP4B_101 S: 23**
Injection Volume (uL):	2.0	**Blank Data Filename:**	MP4B_099 S: 18
Dilution Factor:	20	**Cal. Ver. Data Filename:**	MP4B_101 S: 13
Concentration Units:	pg absolute		

This page is part of a total report that contains information necessary for accreditation compliance.
This test is not NELAP accredited. Sample results relate only to the sample tested.

LABELED COMPOUND	LAB FLAG [1]	SPIKE CONC.	CONC. FOUND	R(%) [2]	ION ABUND. RATIO	RRT
13C6-3-OH-Chrysene	D	20200	19200	95.1	1.92	1.404
13C6-1-OH-Benz[a]anthracene	D	20800	19600	94.0	2.40	1.371
d11-3-OH-Benzo[a]pyrene	D	20500	17900	87.3	6.42	1.625

(1) Where applicable, custom lab flags have been used on this report; D = dilution data.
(2) R% = percent recovery.

These data are validated and reported as accurate and in accord with AXYS Analytical Services Ltd. ISO17025 compliant quality assurance processes.
Signed: _____Million Woudneh_____

For Axys Internal Use Only [XSL Template: Pest2.xsl; Created: 01-May-2014 09:23:58; Application: XMLTransformer-1.13.65;
Report Filename: Pest_PAH_HI_OHPAH_L21236-8_Form2_MP4B_101S23_SJ1735610.html; Workgroup: WG47118; Design ID: 2302]

AXYS METHOD MLA-905 DRAFT

Form 1A
ANALYSIS REPORT

CLIENT SAMPLE NO.
Day 14 Group 1
Sample Collection:
12-Mar-2014

AXYS ANALYTICAL SERVICES
2045 MILLS RD., SIDNEY, B.C., CANADA
V8L 5X2 TEL (250) 655-5800 FAX (250) 655-5811

Project No.	06262044.0000		
Contract No.:	4765	**Lab Sample I.D.:**	L21241-1 i2
Matrix:	URINE	**Sample Size:**	4.00 mL (wet)
Sample Receipt Date:	19-Mar-2014	**Initial Calibration Date:**	11-Apr-2014
Extraction Date:	10-Apr-2014	**Instrument ID:**	HR GC/MS
Analysis Date:	15-Apr-2014 **Time:** 10:49:43	**GC Column ID:**	DB17-MS
Extract Volume (uL):	200	**Sample Data Filename:**	**MP4B_101 S: 5**
Injection Volume (uL):	2.0	**Blank Data Filename:**	MP4B_099 S: 18
Dilution Factor:	N/A	**Cal. Ver. Data Filename:**	MP4B_101 S: 1

Concentration Units: pg/mL (wet weight basis)

This page is part of a total report that contains information necessary for accreditation compliance.
This test is not NELAP accredited. Sample results relate only to the sample tested.

COMPOUND	CAS NO.	LAB FLAG [1]	CONC. FOUND	REPORTING LIMIT (RL)[2]	ION ABUND. RATIO	RRT
3-OH-Chrysene	63019-39-6	U		210 (S)		
3-OH-Benzo[a]pyrene	13345-21-6		84.8	7.43 (S)	6.58	1.003
9-OH-Benzo[a]pyrene	17573-21-6	K	187	9.60 (S)	1.90	1.152
3-OH-Benz[a]anthracene	4834-35-9	U		272 (S)		
7,8-Diol-Benzo[a]pyrene, cis	60657-25-2	NQ				
7,8-Diol-Benzo[a]pyrene, trans	60864-95-1	NQ				

(1) Where applicable, custom lab flags have been used on this report; U = not detected at RL; K = peak detected but did not meet quantification criteria, result reported represents the estimated maximum possible concentration; NQ = data not quantifiable.
(2) Reporting Limit (Code): S = sample detection limit; M = method detection limit; L = lowest calibration level equivalent; Q = contract defined limit.

These data are validated and reported as accurate and in accord with AXYS Analytical Services Ltd. ISO17025 compliant quality assurance processes.
Signed: _____Million Woudneh_____

For Axys Internal Use Only [XSL Template: Pest1A.xsl; Created: 01-May-2014 09:23:58; Application: XMLTransformer-1.13.65;
Report Filename: Pest_PAH_HI_OHPAH_L21241-1_Form1A_MP4B_101S5_SJ1735592.html; Workgroup: WG47118; Design ID: 2302]

AXYS METHOD MLA-905 DRAFT

Form 2

ANALYSIS REPORT

CLIENT SAMPLE NO.
Day 14 Group 1
Sample Collection:
12-Mar-2014

AXYS ANALYTICAL SERVICES
2045 MILLS RD., SIDNEY, B.C., CANADA
V8L 5X2 TEL (250) 655-5800 FAX (250) 655-5811

Project No.	06262044.0000		
Contract No.:	4765	**Lab Sample I.D.:**	L21241-1 i2
Matrix:	URINE	**Sample Size:**	4.00 mL (wet)
Sample Receipt Date:	19-Mar-2014	**Initial Calibration Date:**	11-Apr-2014
Extraction Date:	10-Apr-2014	**Instrument ID:**	HR GC/MS
Analysis Date:	15-Apr-2014 **Time:** 10:49:43	**GC Column ID:**	DB17-MS
Extract Volume (uL):	200	**Sample Data Filename:**	**MP4B_101 S: 5**
Injection Volume (uL):	2.0	**Blank Data Filename:**	MP4B_099 S: 18
Dilution Factor:	N/A	**Cal. Ver. Data Filename:**	MP4B_101 S: 1
Concentration Units:	pg absolute		

This page is part of a total report that contains information necessary for accreditation compliance.
This test is not NELAP accredited. Sample results relate only to the sample tested.

LABELED COMPOUND	LAB FLAG [1]	SPIKE CONC.	CONC. FOUND	R(%) [2]	ION ABUND. RATIO	RRT
13C6-3-OH-Chrysene		10100	12600	125	2.00	1.404
13C6-1-OH-Benz[a]anthracene		10400	12400	119	2.26	1.371
d11-3-OH-Benzo[a]pyrene	V	10200	18700	182	6.00	1.625

(1) Where applicable, custom lab flags have been used on this report; V = surrogate recovery is not within method/contract control limits.
(2) R% = percent recovery.

These data are validated and reported as accurate and in accord with AXYS Analytical Services Ltd. ISO17025 compliant quality assurance processes.
Signed: _____Million Woudneh_____

For Axys Internal Use Only [XSL Template: Pest2.xsl; Created: 01-May-2014 09:23:58; Application: XMLTransformer-1.13.65;
Report Filename: Pest_PAH_HI_OHPAH_L21241-1_Form2_MP4B_101S5_SJ1735592.html; Workgroup: WG47118; Design ID: 2302]

AXYS METHOD MLA-905 DRAFT

Form 1A
ANALYSIS REPORT

CLIENT SAMPLE NO.
Day 14 Group 2
Sample Collection:
12-Mar-2014

AXYS ANALYTICAL SERVICES
2045 MILLS RD., SIDNEY, B.C., CANADA
V8L 5X2 TEL (250) 655-5800 FAX (250) 655-5811

Project No.	06262044.0000		
Contract No.:	4765	**Lab Sample I.D.:**	L21241-2 Wi
Matrix:	URINE	**Sample Size:**	4.00 mL (wet)
Sample Receipt Date:	19-Mar-2014	**Initial Calibration Date:**	11-Apr-2014
Extraction Date:	10-Apr-2014	**Instrument ID:**	HR GC/MS
Analysis Date:	15-Apr-2014 **Time:** 11:23:20	**GC Column ID:**	DB17-MS
Extract Volume (uL):	800	**Sample Data Filename:**	**MP4B_101 S: 6**
Injection Volume (uL):	2.0	**Blank Data Filename:**	MP4B_099 S: 18
Dilution Factor:	4	**Cal. Ver. Data Filename:**	MP4B_101 S: 1

Concentration Units: pg/mL (wet weight basis)

This page is part of a total report that contains information necessary for accreditation compliance.
This test is not NELAP accredited. Sample results relate only to the sample tested.

COMPOUND	CAS NO.	LAB FLAG [1]	CONC. FOUND	REPORTING LIMIT (RL)[2]	ION ABUND. RATIO	RRT
3-OH-Chrysene	63019-39-6	U D		313 (S)		
3-OH-Benzo[a]pyrene	13345-21-6	D	36000	182 (S)	5.81	1.003
9-OH-Benzo[a]pyrene	17573-21-6	D	23100	193 (S)	6.59	1.153
3-OH-Benz[a]anthracene	4834-35-9	U D		436 (S)		
7,8-Diol-Benzo[a]pyrene, cis	60657-25-2	NQ				
7,8-Diol-Benzo[a]pyrene, trans	60864-95-1	NQ				

(1) Where applicable, custom lab flags have been used on this report; U = not detected at RL; D = dilution data; NQ = data not quantifiable.
(2) Reporting Limit (Code): S = sample detection limit; M = method detection limit; L = lowest calibration level equivalent; Q = contract defined limit.

These data are validated and reported as accurate and in accord with AXYS Analytical Services Ltd. ISO17025 compliant quality assurance processes.
Signed: _____Million Woudneh_____

For Axys Internal Use Only [XSL Template: Pest1A.xsl; Created: 01-May-2014 09:23:58; Application: XMLTransformer-1.13.65;
Report Filename: Pest_PAH_HI_OHPAH_L21241-2_Form1A_MP4B_101S6_SJ1735593.html; Workgroup: WG47118; Design ID: 2302]

AXYS METHOD MLA-905 DRAFT

Form 2

ANALYSIS REPORT

CLIENT SAMPLE NO.
Day 14 Group 2
Sample Collection:
12-Mar-2014

AXYS ANALYTICAL SERVICES
2045 MILLS RD., SIDNEY, B.C., CANADA
V8L 5X2 TEL (250) 655-5800 FAX (250) 655-5811

Project No.	06262044.0000		
Contract No.:	4765	**Lab Sample I.D.:**	L21241-2 Wi
Matrix:	URINE	**Sample Size:**	4.00 mL (wet)
Sample Receipt Date:	19-Mar-2014	**Initial Calibration Date:**	11-Apr-2014
Extraction Date:	10-Apr-2014	**Instrument ID:**	HR GC/MS
Analysis Date:	15-Apr-2014 **Time:** 11:23:20	**GC Column ID:**	DB17-MS
Extract Volume (uL):	800	**Sample Data Filename:**	**MP4B_101 S: 6**
Injection Volume (uL):	2.0	**Blank Data Filename:**	MP4B_099 S: 18
Dilution Factor:	4	**Cal. Ver. Data Filename:**	MP4B_101 S: 1
Concentration Units:	pg absolute		

This page is part of a total report that contains information necessary for accreditation compliance.
This test is not NELAP accredited. Sample results relate only to the sample tested.

LABELED COMPOUND	LAB FLAG [1]	SPIKE CONC.	CONC. FOUND	R(%) [2]	ION ABUND. RATIO	RRT
13C6-3-OH-Chrysene	D	10100	10600	105	1.92	1.404
13C6-1-OH-Benz[a]anthracene	D	10400	9660	92.8	2.01	1.372
d11-3-OH-Benzo[a]pyrene	D V	10200	13400	131	5.58	1.626

(1) Where applicable, custom lab flags have been used on this report; D = dilution data; V = surrogate recovery is not within method/contract control limits.
(2) R% = percent recovery.

These data are validated and reported as accurate and in accord with AXYS Analytical Services Ltd. ISO17025 compliant quality assurance processes.
Signed: _____Million Woudneh_____

For Axys Internal Use Only [XSL Template: Pest2.xsl; Created: 01-May-2014 09:23:58; Application: XMLTransformer-1.13.65;
Report Filename: Pest_PAH_HI_OHPAH_L21241-2_Form2_MP4B_101S6_SJ1735593.html; Workgroup: WG47118; Design ID: 2302]

AXYS METHOD MLA-905 DRAFT

Form 1A

ANALYSIS REPORT

CLIENT SAMPLE NO.
Day 14 Group 3
Sample Collection:
12-Mar-2014

AXYS ANALYTICAL SERVICES
2045 MILLS RD., SIDNEY, B.C., CANADA
V8L 5X2 TEL (250) 655-5800 FAX (250) 655-5811

Project No.	06262044.0000		
Contract No.:	4765	**Lab Sample I.D.:**	L21241-3 W
Matrix:	URINE	**Sample Size:**	4.00 mL (wet)
Sample Receipt Date:	19-Mar-2014	**Initial Calibration Date:**	11-Apr-2014
Extraction Date:	10-Apr-2014	**Instrument ID:**	HR GC/MS
Analysis Date:	15-Apr-2014 **Time:** 14:45:08	**GC Column ID:**	DB17-MS
Extract Volume (uL):	800	**Sample Data Filename:**	**MP4B_101 S: 12**
Injection Volume (uL):	2.0	**Blank Data Filename:**	MP4B_099 S: 18
Dilution Factor:	4	**Cal. Ver. Data Filename:**	MP4B_101 S: 1

Concentration Units: pg/mL (wet weight basis)

This page is part of a total report that contains information necessary for accreditation compliance.
This test is not NELAP accredited. Sample results relate only to the sample tested.

COMPOUND	CAS NO.	LAB FLAG [1]	CONC. FOUND	REPORTING LIMIT (RL)[2]	ION ABUND. RATIO	RRT
3-OH-Chrysene	63019-39-6	D	50800	463 (S)	2.16	1.000
3-OH-Benzo[a]pyrene	13345-21-6	D	103000	102 (S)	6.09	1.004
9-OH-Benzo[a]pyrene	17573-21-6	D	57500	94.1 (S)	6.80	1.153
3-OH-Benz[a]anthracene	4834-35-9	D	7780	641 (S)	2.20	1.033
7,8-Diol-Benzo[a]pyrene, cis	60657-25-2	NQ				
7,8-Diol-Benzo[a]pyrene, trans	60864-95-1	NQ				

(1) Where applicable, custom lab flags have been used on this report; D = dilution data; NQ = data not quantifiable.
(2) Reporting Limit (Code): S = sample detection limit; M = method detection limit; L = lowest calibration level equivalent; Q = contract defined limit.

These data are validated and reported as accurate and in accord with AXYS Analytical Services Ltd. ISO17025 compliant quality assurance processes.
Signed: _____Million Woudneh_____

For Axys Internal Use Only [XSL Template: Pest1A.xsl; Created: 01-May-2014 09:23:58; Application: XMLTransformer-1.13.65;
Report Filename: Pest_PAH_HI_OHPAH_L21241-3_Form1A_MP4B_101S12_SJ1735599.html; Workgroup: WG47118; Design ID: 2302]

AXYS METHOD MLA-905 DRAFT

Form 2

ANALYSIS REPORT

CLIENT SAMPLE NO.
Day 14 Group 3
Sample Collection:
12-Mar-2014

AXYS ANALYTICAL SERVICES
2045 MILLS RD., SIDNEY, B.C., CANADA
V8L 5X2 TEL (250) 655-5800 FAX (250) 655-5811

Project No.	06262044.0000		
Contract No.:	4765	**Lab Sample I.D.:**	L21241-3 W
Matrix:	URINE	**Sample Size:**	4.00 mL (wet)
Sample Receipt Date:	19-Mar-2014	**Initial Calibration Date:**	11-Apr-2014
Extraction Date:	10-Apr-2014	**Instrument ID:**	HR GC/MS
Analysis Date:	15-Apr-2014 **Time:** 14:45:08	**GC Column ID:**	DB17-MS
Extract Volume (uL):	800	**Sample Data Filename:**	**MP4B_101 S: 12**
Injection Volume (uL):	2.0	**Blank Data Filename:**	MP4B_099 S: 18
Dilution Factor:	4	**Cal. Ver. Data Filename:**	MP4B_101 S: 1
Concentration Units:	pg absolute		

This page is part of a total report that contains information necessary for accreditation compliance.
This test is not NELAP accredited. Sample results relate only to the sample tested.

LABELED COMPOUND	LAB FLAG [1]	SPIKE CONC.	CONC. FOUND	R(%) [2]	ION ABUND. RATIO	RRT
13C6-3-OH-Chrysene	D	10100	12800	127	2.06	1.405
13C6-1-OH-Benz[a]anthracene	D	10400	12100	116	2.22	1.371
d11-3-OH-Benzo[a]pyrene	D V	10200	14100	137	5.85	1.625

(1) Where applicable, custom lab flags have been used on this report; D = dilution data; V = surrogate recovery is not within method/contract control limits.
(2) R% = percent recovery.

These data are validated and reported as accurate and in accord with AXYS Analytical Services Ltd. ISO17025 compliant quality assurance processes.
Signed: _____Million Woudneh_____

For Axys Internal Use Only [XSL Template: Pest2.xsl; Created: 01-May-2014 09:23:58; Application: XMLTransformer-1.13.65;
Report Filename: Pest_PAH_HI_OHPAH_L21241-3_Form2_MP4B_101S12_SJ1735599.html; Workgroup: WG47118; Design ID: 2302]

AXYS METHOD MLA-905 DRAFT

Form 1A

ANALYSIS REPORT

CLIENT SAMPLE NO.
Day 14 Group 4
Sample Collection:
12-Mar-2014

AXYS ANALYTICAL SERVICES
2045 MILLS RD., SIDNEY, B.C., CANADA
V8L 5X2 TEL (250) 655-5800 FAX (250) 655-5811

Project No.	06262044.0000		
Contract No.:	4765	**Lab Sample I.D.:**	L21241-4 Wi
Matrix:	URINE	**Sample Size:**	3.20 mL (wet)
Sample Receipt Date:	19-Mar-2014	**Initial Calibration Date:**	11-Apr-2014
Extraction Date:	10-Apr-2014	**Instrument ID:**	HR GC/MS
Analysis Date:	15-Apr-2014 **Time:** 12:30:38	**GC Column ID:**	DB17-MS
Extract Volume (uL):	800	**Sample Data Filename:**	**MP4B_101 S: 8**
Injection Volume (uL):	2.0	**Blank Data Filename:**	MP4B_099 S: 18
Dilution Factor:	4	**Cal. Ver. Data Filename:**	MP4B_101 S: 1

Concentration Units: pg/mL (wet weight basis)

This page is part of a total report that contains information necessary for accreditation compliance.
This test is not NELAP accredited. Sample results relate only to the sample tested.

COMPOUND	CAS NO.	LAB FLAG [1]	CONC. FOUND	REPORTING LIMIT (RL)[2]	ION ABUND. RATIO	RRT
3-OH-Chrysene	63019-39-6	D	127000	2240 (S)	2.02	1.001
3-OH-Benzo[a]pyrene	13345-21-6	D	375000	306 (S)	5.87	1.003
9-OH-Benzo[a]pyrene	17573-21-6	D	315000	393 (S)	6.86	1.153
3-OH-Benz[a]anthracene	4834-35-9	D	33500	3140 (S)	2.29	1.033
7,8-Diol-Benzo[a]pyrene, cis	60657-25-2	NQ				
7,8-Diol-Benzo[a]pyrene, trans	60864-95-1	NQ				

(1) Where applicable, custom lab flags have been used on this report; D = dilution data; NQ = data not quantifiable.
(2) Reporting Limit (Code): S = sample detection limit; M = method detection limit; L = lowest calibration level equivalent; Q = contract defined limit.

These data are validated and reported as accurate and in accord with AXYS Analytical Services Ltd. ISO17025 compliant quality assurance processes.
Signed: _____Million Woudneh_____

For Axys Internal Use Only [XSL Template: Pest1A.xsl; Created: 01-May-2014 09:23:58; Application: XMLTransformer-1.13.65;
Report Filename: Pest_PAH_HI_OHPAH_L21241-4_Form1A_MP4B_101S8_SJ1735595.html; Workgroup: WG47118; Design ID: 2302]

AXYS METHOD MLA-905 DRAFT

Form 2

ANALYSIS REPORT

CLIENT SAMPLE NO.
Day 14 Group 4
Sample Collection:
12-Mar-2014

AXYS ANALYTICAL SERVICES
2045 MILLS RD., SIDNEY, B.C., CANADA
V8L 5X2 TEL (250) 655-5800 FAX (250) 655-5811

Project No.	06262044.0000		
Contract No.:	4765	**Lab Sample I.D.:**	L21241-4 Wi
Matrix:	URINE	**Sample Size:**	3.20 mL (wet)
Sample Receipt Date:	19-Mar-2014	**Initial Calibration Date:**	11-Apr-2014
Extraction Date:	10-Apr-2014	**Instrument ID:**	HR GC/MS
Analysis Date:	15-Apr-2014 **Time:** 12:30:38	**GC Column ID:**	DB17-MS
Extract Volume (uL):	800	**Sample Data Filename:**	**MP4B_101 S: 8**
Injection Volume (uL):	2.0	**Blank Data Filename:**	MP4B_099 S: 18
Dilution Factor:	4	**Cal. Ver. Data Filename:**	MP4B_101 S: 1
Concentration Units:	pg absolute		

This page is part of a total report that contains information necessary for accreditation compliance.
This test is not NELAP accredited. Sample results relate only to the sample tested.

LABELED COMPOUND	LAB FLAG [1]	SPIKE CONC.	CONC. FOUND	R(%) [2]	ION ABUND. RATIO	RRT
13C6-3-OH-Chrysene	D	10100	12900	128	2.08	1.404
13C6-1-OH-Benz[a]anthracene	D	10400	11900	115	2.35	1.371
d11-3-OH-Benzo[a]pyrene	D V	10200	19800	194	5.92	1.626

(1) Where applicable, custom lab flags have been used on this report; D = dilution data; V = surrogate recovery is not within method/contract control limits.
(2) R% = percent recovery.

These data are validated and reported as accurate and in accord with AXYS Analytical Services Ltd. ISO17025 compliant quality assurance processes.
Signed: _____Million Woudneh_____

For Axys Internal Use Only [XSL Template: Pest2.xsl; Created: 01-May-2014 09:23:58; Application: XMLTransformer-1.13.65;
Report Filename: Pest_PAH_HI_OHPAH_L21241-4_Form2_MP4B_101S8_SJ1735595.html; Workgroup: WG47118; Design ID: 2302]

AXYS METHOD MLA-905 DRAFT

Form 1A
ANALYSIS REPORT

CLIENT SAMPLE NO.
Day 14 Group 5
Sample Collection:
12-Mar-2014

AXYS ANALYTICAL SERVICES
2045 MILLS RD., SIDNEY, B.C., CANADA
V8L 5X2 TEL (250) 655-5800 FAX (250) 655-5811

Project No.	06262044.0000		
Contract No.:	4765	**Lab Sample I.D.:**	L21241-5 Wi
Matrix:	URINE	**Sample Size:**	4.00 mL (wet)
Sample Receipt Date:	19-Mar-2014	**Initial Calibration Date:**	11-Apr-2014
Extraction Date:	10-Apr-2014	**Instrument ID:**	HR GC/MS
Analysis Date:	15-Apr-2014 **Time:** 19:14:13	**GC Column ID:**	DB17-MS
Extract Volume (uL):	800	**Sample Data Filename:**	**MP4B_101 S: 20**
Injection Volume (uL):	2.0	**Blank Data Filename:**	MP4B_099 S: 18
Dilution Factor:	4	**Cal. Ver. Data Filename:**	MP4B_101 S: 13

Concentration Units: pg/mL (wet weight basis)

This page is part of a total report that contains information necessary for accreditation compliance.
This test is not NELAP accredited. Sample results relate only to the sample tested.

COMPOUND	CAS NO.	LAB FLAG [1]	CONC. FOUND	REPORTING LIMIT (RL)[2]	ION ABUND. RATIO	RRT
3-OH-Chrysene	63019-39-6	D	99600	1910 (S)	1.99	1.000
3-OH-Benzo[a]pyrene	13345-21-6	D	368000	286 (S)	5.83	1.004
9-OH-Benzo[a]pyrene	17573-21-6	D	278000	345 (S)	6.68	1.153
3-OH-Benz[a]anthracene	4834-35-9	D	41800	2690 (S)	2.47	1.033
7,8-Diol-Benzo[a]pyrene, cis	60657-25-2	NQ				
7,8-Diol-Benzo[a]pyrene, trans	60864-95-1	NQ				

(1) Where applicable, custom lab flags have been used on this report; D = dilution data; NQ = data not quantifiable.
(2) Reporting Limit (Code): S = sample detection limit; M = method detection limit; L = lowest calibration level equivalent; Q = contract defined limit.

These data are validated and reported as accurate and in accord with AXYS Analytical Services Ltd. ISO17025 compliant quality assurance processes.
Signed: _____Million Woudneh_____

For Axys Internal Use Only [XSL Template: Pest1A.xsl; Created: 01-May-2014 09:23:58; Application: XMLTransformer-1.13.65;
Report Filename: Pest_PAH_HI_OHPAH_L21241-5_Form1A_MP4B_101S20_SJ1735607.html; Workgroup: WG47118; Design ID: 2302]

AXYS METHOD MLA-905 DRAFT

Form 2

ANALYSIS REPORT

CLIENT SAMPLE NO.
Day 14 Group 5
Sample Collection:
12-Mar-2014

AXYS ANALYTICAL SERVICES
2045 MILLS RD., SIDNEY, B.C., CANADA
V8L 5X2 TEL (250) 655-5800 FAX (250) 655-5811

Project No.	06262044.0000		
Contract No.:	4765	**Lab Sample I.D.:**	L21241-5 Wi
Matrix:	URINE	**Sample Size:**	4.00 mL (wet)
Sample Receipt Date:	19-Mar-2014	**Initial Calibration Date:**	11-Apr-2014
Extraction Date:	10-Apr-2014	**Instrument ID:**	HR GC/MS
Analysis Date:	15-Apr-2014 **Time:** 19:14:13	**GC Column ID:**	DB17-MS
Extract Volume (uL):	800	**Sample Data Filename:**	**MP4B_101 S: 20**
Injection Volume (uL):	2.0	**Blank Data Filename:**	MP4B_099 S: 18
Dilution Factor:	4	**Cal. Ver. Data Filename:**	MP4B_101 S: 13
Concentration Units:	pg absolute		

This page is part of a total report that contains information necessary for accreditation compliance.
This test is not NELAP accredited. Sample results relate only to the sample tested.

LABELED COMPOUND	LAB FLAG [1]	SPIKE CONC.	CONC. FOUND	R(%) [2]	ION ABUND. RATIO	RRT
13C6-3-OH-Chrysene	D	10100	12100	120	2.03	1.404
13C6-1-OH-Benz[a]anthracene	D	10400	11000	106	2.34	1.371
d11-3-OH-Benzo[a]pyrene	D V	10200	17000	166	5.86	1.625

(1) Where applicable, custom lab flags have been used on this report; D = dilution data; V = surrogate recovery is not within method/contract control limits.
(2) R% = percent recovery.

These data are validated and reported as accurate and in accord with AXYS Analytical Services Ltd. ISO17025 compliant quality assurance processes.
Signed: _____Million Woudneh_____

For Axys Internal Use Only [XSL Template: Pest2.xsl; Created: 01-May-2014 09:23:58; Application: XMLTransformer-1.13.65;
Report Filename: Pest_PAH_HI_OHPAH_L21241-5_Form2_MP4B_101S20_SJ1735607.html; Workgroup: WG47118; Design ID: 2302]

AXYS METHOD MLA-905 DRAFT

Form 1A
ANALYSIS REPORT

CLIENT SAMPLE NO.
Day 14 Group 6
Sample Collection:
12-Mar-2014

AXYS ANALYTICAL SERVICES
2045 MILLS RD., SIDNEY, B.C., CANADA
V8L 5X2 TEL (250) 655-5800 FAX (250) 655-5811

Project No.	06262044.0000		
Contract No.:	4765	**Lab Sample I.D.:**	L21241-6 N
Matrix:	URINE	**Sample Size:**	4.00 mL (wet)
Sample Receipt Date:	19-Mar-2014	**Initial Calibration Date:**	11-Apr-2014
Extraction Date:	10-Apr-2014	**Instrument ID:**	HR GC/MS
Analysis Date:	15-Apr-2014 **Time:** 19:47:50	**GC Column ID:**	DB17-MS
Extract Volume (uL):	100	**Sample Data Filename:**	**MP4B_101 S: 21**
Injection Volume (uL):	2.0	**Blank Data Filename:**	MP4B_099 S: 18
Dilution Factor:	20	**Cal. Ver. Data Filename:**	MP4B_101 S: 13

Concentration Units: pg/mL (wet weight basis)

This page is part of a total report that contains information necessary for accreditation compliance.
This test is not NELAP accredited. Sample results relate only to the sample tested.

COMPOUND	CAS NO.	LAB FLAG [1]	CONC. FOUND	REPORTING LIMIT (RL)[2]	ION ABUND. RATIO	RRT
3-OH-Chrysene	63019-39-6	D	149000	3100 (S)	1.92	1.001
3-OH-Benzo[a]pyrene	13345-21-6	D	771000	447 (S)	6.20	1.004
9-OH-Benzo[a]pyrene	17573-21-6	D	592000	567 (S)	6.84	1.153
3-OH-Benz[a]anthracene	4834-35-9	D	57800	4330 (S)	2.38	1.033
7,8-Diol-Benzo[a]pyrene, cis	60657-25-2	NQ				
7,8-Diol-Benzo[a]pyrene, trans	60864-95-1	NQ				

(1) Where applicable, custom lab flags have been used on this report; D = dilution data; NQ = data not quantifiable.
(2) Reporting Limit (Code): S = sample detection limit; M = method detection limit; L = lowest calibration level equivalent; Q = contract defined limit.

These data are validated and reported as accurate and in accord with AXYS Analytical Services Ltd. ISO17025 compliant quality assurance processes.
Signed: _____Million Woudneh_____

For Axys Internal Use Only [XSL Template: Pest1A.xsl; Created: 01-May-2014 09:23:58; Application: XMLTransformer-1.13.65;
Report Filename: Pest_PAH_HI_OHPAH_L21241-6_Form1A_MP4B_101S21_SJ1735608.html; Workgroup: WG47118; Design ID: 2302]

AXYS METHOD MLA-905 DRAFT

Form 2

ANALYSIS REPORT

CLIENT SAMPLE NO.
Day 14 Group 6
Sample Collection:
12-Mar-2014

AXYS ANALYTICAL SERVICES
2045 MILLS RD., SIDNEY, B.C., CANADA
V8L 5X2 TEL (250) 655-5800 FAX (250) 655-5811

Project No.	06262044.0000		
Contract No.:	4765	**Lab Sample I.D.:**	L21241-6 N
Matrix:	URINE	**Sample Size:**	4.00 mL (wet)
Sample Receipt Date:	19-Mar-2014	**Initial Calibration Date:**	11-Apr-2014
Extraction Date:	10-Apr-2014	**Instrument ID:**	HR GC/MS
Analysis Date:	15-Apr-2014 **Time:** 19:47:50	**GC Column ID:**	DB17-MS
Extract Volume (uL):	100	**Sample Data Filename:**	**MP4B_101 S: 21**
Injection Volume (uL):	2.0	**Blank Data Filename:**	MP4B_099 S: 18
Dilution Factor:	20	**Cal. Ver. Data Filename:**	MP4B_101 S: 13
Concentration Units:	pg absolute		

This page is part of a total report that contains information necessary for accreditation compliance.
This test is not NELAP accredited. Sample results relate only to the sample tested.

LABELED COMPOUND	LAB FLAG [1]	SPIKE CONC.	CONC. FOUND	R(%) [2]	ION ABUND. RATIO	RRT
13C6-3-OH-Chrysene	D	10100	11500	114	2.04	1.404
13C6-1-OH-Benz[a]anthracene	D	10400	10400	100	2.24	1.371
d11-3-OH-Benzo[a]pyrene	D V	10200	16700	163	6.32	1.625

(1) Where applicable, custom lab flags have been used on this report; D = dilution data; V = surrogate recovery is not within method/contract control limits.
(2) R% = percent recovery.

These data are validated and reported as accurate and in accord with AXYS Analytical Services Ltd. ISO17025 compliant quality assurance processes.
Signed: _____Million Woudneh_____

For Axys Internal Use Only [XSL Template: Pest2.xsl; Created: 01-May-2014 09:23:58; Application: XMLTransformer-1.13.65;
Report Filename: Pest_PAH_HI_OHPAH_L21241-6_Form2_MP4B_101S21_SJ1735608.html; Workgroup: WG47118; Design ID: 2302]

AXYS METHOD MLA-905 DRAFT

Form 1A

ANALYSIS REPORT

CLIENT SAMPLE NO.
Lab Blank
Sample Collection:
N/A

AXYS ANALYTICAL SERVICES
2045 MILLS RD., SIDNEY, B.C., CANADA
V8L 5X2 TEL (250) 655-5800 FAX (250) 655-5811

Project No.	N/A		
Contract No.:	4765	**Lab Sample I.D.:**	WG47118-101
Matrix:	URINE	**Sample Size:**	4.00 mL
Sample Receipt Date:	N/A	**Initial Calibration Date:**	11-Apr-2014
Extraction Date:	10-Apr-2014	**Instrument ID:**	HR GC/MS
Analysis Date:	12-Apr-2014 **Time:** 01:42:35	**GC Column ID:**	DB17-MS
Extract Volume (uL):	200	**Sample Data Filename:**	**MP4B_099 S: 18**
Injection Volume (uL):	2.0	**Blank Data Filename:**	MP4B_099 S: 18
Dilution Factor:	N/A	**Cal. Ver. Data Filename:**	MP4B_099 S: 8

Concentration Units: pg/mL

This page is part of a total report that contains information necessary for accreditation compliance.
This test is not NELAP accredited. Sample results relate only to the sample tested.

COMPOUND	CAS NO.	LAB FLAG [1]	CONC. FOUND	REPORTING LIMIT (RL)[2]	ION ABUND. RATIO	RRT
3-OH-Chrysene	63019-39-6	U		4.33 (S)		
3-OH-Benzo[a]pyrene	13345-21-6	U		9.05 (S)		
9-OH-Benzo[a]pyrene	17573-21-6	U		5.45 (S)		
3-OH-Benz[a]anthracene	4834-35-9	U		5.05 (S)		
7,8-Diol-Benzo[a]pyrene, cis	60657-25-2	NQ				
7,8-Diol-Benzo[a]pyrene, trans	60864-95-1	NQ				

(1) Where applicable, custom lab flags have been used on this report; U = not detected at RL; NQ = data not quantifiable.
(2) Reporting Limit (Code): S = sample detection limit; M = method detection limit; L = lowest calibration level equivalent; Q = contract defined limit.

These data are validated and reported as accurate and in accord with AXYS Analytical Services Ltd. ISO17025 compliant quality assurance processes.
Signed: _____Million Woudneh_____

For Axys Internal Use Only [XSL Template: Pest1A.xsl; Created: 01-May-2014 09:23:58; Application: XMLTransformer-1.13.65;
Report Filename: Pest_PAH_HI_OHPAH_WG47118-101_Form1A_MP4B_099S18_SJ1735544.html; Workgroup: WG47118; Design ID: 2302]

AXYS METHOD MLA-905 DRAFT

Form 2

ANALYSIS REPORT

CLIENT SAMPLE NO.
Lab Blank
Sample Collection:
N/A

AXYS ANALYTICAL SERVICES
2045 MILLS RD., SIDNEY, B.C., CANADA
V8L 5X2 TEL (250) 655-5800 FAX (250) 655-5811

Project No.	N/A		
Contract No.:	4765	**Lab Sample I.D.:**	WG47118-101
Matrix:	URINE	**Sample Size:**	4.00 mL
Sample Receipt Date:	N/A	**Initial Calibration Date:**	11-Apr-2014
Extraction Date:	10-Apr-2014	**Instrument ID:**	HR GC/MS
Analysis Date:	12-Apr-2014 **Time:** 01:42:35	**GC Column ID:**	DB17-MS
Extract Volume (uL):	200	**Sample Data Filename:**	**MP4B_099 S: 18**
Injection Volume (uL):	2.0	**Blank Data Filename:**	MP4B_099 S: 18
Dilution Factor:	N/A	**Cal. Ver. Data Filename:**	MP4B_099 S: 8
Concentration Units:	pg absolute		

This page is part of a total report that contains information necessary for accreditation compliance.
This test is not NELAP accredited. Sample results relate only to the sample tested.

LABELED COMPOUND	LAB FLAG [1]	SPIKE CONC.	CONC. FOUND	R(%) [2]	ION ABUND. RATIO	RRT
13C6-3-OH-Chrysene		10100	9640	95.4	1.97	1.404
13C6-1-OH-Benz[a]anthracene		10400	10200	97.8	2.35	1.371
d11-3-OH-Benzo[a]pyrene		10200	7430	72.6	5.19	1.627

(1) Where applicable, custom lab flags have been used on this report.
(2) R% = percent recovery.

These data are validated and reported as accurate and in accord with AXYS Analytical Services Ltd. ISO17025 compliant quality assurance processes.
Signed: _____Million Woudneh_____

For Axys Internal Use Only [XSL Template: Pest2.xsl; Created: 01-May-2014 09:23:58; Application: XMLTransformer-1.13.65;
Report Filename: Pest_PAH_HI_OHPAH_WG47118-101_Form2_MP4B_099S18_SJ1735544.html; Workgroup: WG47118; Design ID: 2302]

AXYS METHOD MLA-905 DRAFT

Form 1A

ANALYSIS REPORT

CLIENT SAMPLE NO.
Lab Blank
Sample Collection:
N/A

AXYS ANALYTICAL SERVICES
2045 MILLS RD., SIDNEY, B.C., CANADA
V8L 5X2 TEL (250) 655-5800 FAX (250) 655-5811

Project No.	N/A		
Contract No.:	4765	**Lab Sample I.D.:**	WG47118-102
Matrix:	URINE	**Sample Size:**	4.00 mL
Sample Receipt Date:	N/A	**Initial Calibration Date:**	11-Apr-2014
Extraction Date:	10-Apr-2014	**Instrument ID:**	HR GC/MS
Analysis Date:	12-Apr-2014 **Time:** 02:16:15	**GC Column ID:**	DB17-MS
Extract Volume (uL):	200	**Sample Data Filename:**	**MP4B_099 S: 19**
Injection Volume (uL):	2.0	**Blank Data Filename:**	MP4B_099 S: 18
Dilution Factor:	N/A	**Cal. Ver. Data Filename:**	MP4B_099 S: 8

Concentration Units: pg/mL

This page is part of a total report that contains information necessary for accreditation compliance.
This test is not NELAP accredited. Sample results relate only to the sample tested.

COMPOUND	CAS NO.	LAB FLAG [1]	CONC. FOUND	REPORTING LIMIT (RL)[2]	ION ABUND. RATIO	RRT
3-OH-Chrysene	63019-39-6	U		16.1 (S)		
3-OH-Benzo[a]pyrene	13345-21-6	U		4.29 (S)		
9-OH-Benzo[a]pyrene	17573-21-6	U		5.65 (S)		
3-OH-Benz[a]anthracene	4834-35-9	U		20.5 (S)		
7,8-Diol-Benzo[a]pyrene, cis	60657-25-2	NQ				
7,8-Diol-Benzo[a]pyrene, trans	60864-95-1	NQ				

(1) Where applicable, custom lab flags have been used on this report; U = not detected at RL; NQ = data not quantifiable.
(2) Reporting Limit (Code): S = sample detection limit; M = method detection limit; L = lowest calibration level equivalent; Q = contract defined limit.

These data are validated and reported as accurate and in accord with AXYS Analytical Services Ltd. ISO17025 compliant quality assurance processes.
Signed: _____Million Woudneh_____

For Axys Internal Use Only [XSL Template: Pest1A.xsl; Created: 01-May-2014 09:23:58; Application: XMLTransformer-1.13.65;
Report Filename: Pest_PAH_HI_OHPAH_WG47118-102_Form1A_MP4B_099S19_SJ1735545.html; Workgroup: WG47118; Design ID: 2302]

AXYS METHOD MLA-905 DRAFT

Form 2

ANALYSIS REPORT

CLIENT SAMPLE NO.
Lab Blank
Sample Collection:
N/A

AXYS ANALYTICAL SERVICES
2045 MILLS RD., SIDNEY, B.C., CANADA
V8L 5X2 TEL (250) 655-5800 FAX (250) 655-5811

Project No.	N/A		
Contract No.:	4765	**Lab Sample I.D.:**	WG47118-102
Matrix:	URINE	**Sample Size:**	4.00 mL
Sample Receipt Date:	N/A	**Initial Calibration Date:**	11-Apr-2014
Extraction Date:	10-Apr-2014	**Instrument ID:**	HR GC/MS
Analysis Date:	12-Apr-2014 **Time:** 02:16:15	**GC Column ID:**	DB17-MS
Extract Volume (uL):	200	**Sample Data Filename:**	**MP4B_099 S: 19**
Injection Volume (uL):	2.0	**Blank Data Filename:**	MP4B_099 S: 18
Dilution Factor:	N/A	**Cal. Ver. Data Filename:**	MP4B_099 S: 8
Concentration Units:	pg absolute		

This page is part of a total report that contains information necessary for accreditation compliance.
This test is not NELAP accredited. Sample results relate only to the sample tested.

LABELED COMPOUND	LAB FLAG [1]	SPIKE CONC.	CONC. FOUND	R(%) [2]	ION ABUND. RATIO	RRT
13C6-3-OH-Chrysene		10100	12500	123	2.06	1.406
13C6-1-OH-Benz[a]anthracene		10400	12000	116	2.41	1.372
d11-3-OH-Benzo[a]pyrene	V	10200	20400	199	5.60	1.628

(1) Where applicable, custom lab flags have been used on this report; V = surrogate recovery is not within method/contract control limits.
(2) R% = percent recovery.

These data are validated and reported as accurate and in accord with AXYS Analytical Services Ltd. ISO17025 compliant quality assurance processes.
Signed: _____Million Woudneh_____

For Axys Internal Use Only [XSL Template: Pest2.xsl; Created: 01-May-2014 09:23:58; Application: XMLTransformer-1.13.65;
Report Filename: Pest_PAH_HI_OHPAH_WG47118-102_Form2_MP4B_099S19_SJ1735545.html; Workgroup: WG47118; Design ID: 2302]

AXYS METHOD MLA-905 DRAFT

Form 8A
ONGOING PRECISION AND RECOVERY (OPR)

AXYS ANALYTICAL SERVICES
2045 MILLS RD., SIDNEY, B.C., CANADA
V8L 5X2 TEL (250) 655-5800 FAX (250) 655-5811

Contract No.:	4765	**OPR Data Filename:**	**MP4B_099 S: 12**
Matrix:	URINE	**Lab Sample I.D.:**	WG47118-103
Extraction Date:	10-Apr-2014	**Analysis Date:**	11-Apr-2014 **Time:** 22:20:39

ALL CONCENTRATIONS REPORTED ON THIS FORM ARE CONCENTRATIONS IN EXTRACT, BASED ON 100 uL EXTRACT.

COMPOUND	CAS NO.	LAB FLAG [1]	ION ABUND. RATIO	SPIKE CONC. (ng/mL)	CONC. FOUND (ng/mL)	OPR CONC. LIMITS (ng/mL)	% RECOVERY
3-OH-Chrysene	63019-39-6		1.97	10100	10400	7060 - 13100	103
3-OH-Benzo[a]pyrene	13345-21-6		4.85	13500	11900	9460 - 17600	88.3
9-OH-Benzo[a]pyrene	17573-21-6		6.20	11600	13600	6950 - 16200	118
3-OH-Benz[a]anthracene	4834-35-9		1.96	12500	10300	8770 - 16300	82.4
7,8-Diol-Benzo[a]pyrene, cis	60657-25-2	NQ					
7,8-Diol-Benzo[a]pyrene, trans	60864-95-1	NQ					

(1) Where applicable, custom lab flags have been used on this report; NQ = data not quantifiable.

These data are validated and reported as accurate and in accord with AXYS Analytical Services Ltd. ISO17025 compliant quality assurance processes.
Signed: _____Million Woudneh_____

These pages are part of a larger report that may contain information necessary for full data evaluation. Results reported relate only to the sample tested.

For Axys Internal Use Only [XSL Template: Pest8A.xsl; Created: 01-May-2014 09:23:58; Application: XMLTransformer-1.13.65;
Report Filename: Pest_PAH_HI_OHPAH_WG47118-103_Form8A_SJ1735538.html; Workgroup: WG47118; Design ID: 2302]

AXYS METHOD MLA-905 DRAFT

Form 8B
ONGOING PRECISION AND RECOVERY (OPR)

AXYS ANALYTICAL SERVICES
2045 MILLS RD., SIDNEY, B.C., CANADA
V8L 5X2 TEL (250) 655-5800 FAX (250) 655-5811

Contract No.:	4765	**OPR Data Filename:**	**MP4B_099 S: 12**
Matrix:	URINE	**Lab Sample I.D.:**	WG47118-103
Extraction Date:	10-Apr-2014	**Analysis Date:**	11-Apr-2014 **Time:** 22:20:39

ALL CONCENTRATIONS REPORTED ON THIS FORM ARE CONCENTRATIONS IN EXTRACT, BASED ON 100 uL EXTRACT.

LABELED COMPOUND	CAS NO.	LAB FLAG [1]	ION ABUND. RATIO	SPIKE CONC. (ng/mL)	CONC. FOUND (ng/mL)	OPR CONC. LIMITS (ng/mL)	% RECOVERY
13C6-3-OH-Chrysene			1.87	101000	85300	50500-152000	84.5
13C6-1-OH-Benz[a]anthracene			2.17	104000	89400	52000-156000	86.0
d11-3-OH-Benzo[a]pyrene			4.98	102000	64500	20500-123000	63.0

(1) Where applicable, custom lab flags have been used on this report.

These data are validated and reported as accurate and in accord with AXYS Analytical Services Ltd. ISO17025 compliant quality assurance processes.
Signed: _____Million Woudneh_____

These pages are part of a larger report that may contain information necessary for full data evaluation. Results reported relate only to the sample tested.

For Axys Internal Use Only [XSL Template: Pest8B.xsl; Created: 01-May-2014 09:23:58; Application: XMLTransformer-1.13.65;
Report Filename: Pest_PAH_HI_OHPAH_WG47118-103_Form8B_SJ1735538.html; Workgroup: WG47118; Design ID: 2302]

AXYS METHOD MLA-905 DRAFT

Form 8A
ONGOING PRECISION AND RECOVERY (OPR)

AXYS ANALYTICAL SERVICES
2045 MILLS RD., SIDNEY, B.C., CANADA
V8L 5X2 TEL (250) 655-5800 FAX (250) 655-5811

Contract No.:	4765	**OPR Data Filename:**	**MP4B_099 S: 13**
Matrix:	SOLVENT	**Lab Sample I.D.:**	WG47118-105 (A)
Extraction Date:	10-Apr-2014	**Analysis Date:**	11-Apr-2014 **Time:** 22:54:14

ALL CONCENTRATIONS REPORTED ON THIS FORM ARE CONCENTRATIONS IN EXTRACT, BASED ON 100 uL EXTRACT.

COMPOUND	CAS NO.	LAB FLAG [1]	ION ABUND. RATIO	SPIKE CONC. (ng/mL)	CONC. FOUND (ng/mL)	OPR CONC. LIMITS (ng/mL)	% RECOVERY
3-OH-Chrysene	63019-39-6		2.10	10100	10100	7060 - 13100	100
3-OH-Benzo[a]pyrene	13345-21-6		5.05	13500	10900	9460 - 17600	80.9
9-OH-Benzo[a]pyrene	17573-21-6		6.61	11600	13900	6950 - 16200	120
3-OH-Benz[a]anthracene	4834-35-9		2.14	12500	10000	8770 - 16300	80.2
7,8-Diol-Benzo[a]pyrene, cis	60657-25-2	NQ					
7,8-Diol-Benzo[a]pyrene, trans	60864-95-1	NQ					

(1) Where applicable, custom lab flags have been used on this report; NQ = data not quantifiable.

These data are validated and reported as accurate and in accord with AXYS Analytical Services Ltd. ISO17025 compliant quality assurance processes.
Signed: _____Million Woudneh_____

These pages are part of a larger report that may contain information necessary for full data evaluation. Results reported relate only to the sample tested.

For Axys Internal Use Only [XSL Template: Pest8A.xsl; Created: 01-May-2014 09:23:58; Application: XMLTransformer-1.13.65;
Report Filename: Pest_PAH_HI_OHPAH_WG47118-105_Form8A_SJ1735539.html; Workgroup: WG47118; Design ID: 2302]

AXYS METHOD MLA-905 DRAFT

Form 8B
ONGOING PRECISION AND RECOVERY (OPR)

AXYS ANALYTICAL SERVICES
2045 MILLS RD., SIDNEY, B.C., CANADA
V8L 5X2 TEL (250) 655-5800 FAX (250) 655-5811

Contract No.:	4765	**OPR Data Filename:**	**MP4B_099 S: 13**
Matrix:	SOLVENT	**Lab Sample I.D.:**	WG47118-105 (A)
Extraction Date:	10-Apr-2014	**Analysis Date:**	11-Apr-2014 **Time:** 22:54:14

ALL CONCENTRATIONS REPORTED ON THIS FORM ARE CONCENTRATIONS IN EXTRACT, BASED ON 100 uL EXTRACT.

LABELED COMPOUND	CAS NO.	LAB FLAG [1]	ION ABUND. RATIO	SPIKE CONC. (ng/mL)	CONC. FOUND (ng/mL)	OPR CONC. LIMITS (ng/mL)	% RECOVERY
13C6-3-OH-Chrysene			2.07	101000	97400	50500-152000	96.5
13C6-1-OH-Benz[a]anthracene			2.40	104000	104000	52000-156000	99.7
d11-3-OH-Benzo[a]pyrene			5.23	102000	93500	20500-123000	91.3

(1) Where applicable, custom lab flags have been used on this report.

These data are validated and reported as accurate and in accord with AXYS Analytical Services Ltd. ISO17025 compliant quality assurance processes.
Signed: _____Million Woudneh_____

These pages are part of a larger report that may contain information necessary for full data evaluation. Results reported relate only to the sample tested.

For Axys Internal Use Only [XSL Template: Pest8B.xsl; Created: 01-May-2014 09:23:58; Application: XMLTransformer-1.13.65;
Report Filename: Pest_PAH_HI_OHPAH_WG47118-105_Form8B_SJ1735539.html; Workgroup: WG47118; Design ID: 2302]

www.axysanalytical.com

Experiment : MP-DB17MS-1_03
GC Program : MP-DB17MS-1_01
Column type : DB17-MS
Serial # : US9271737H
kPa : 210
Vol injected: 2.0uL
PMT Voltage : 399

Temps -source: 250
-s resv: 160
-re_ent: 270
-cap_1 : 270
-cap_2 : 270

Tune : RT
List : RT
Check :
LIMS :
Logfile:

Date -list : 11-Apr-2014
-liner : 09-Apr-2014
-septum: 09-Apr-2014
-guard : 65cm 03-Apr-2014
-column: 20cm 23-Sep-2010
-t line: 30cm 23-Sep-2010

#	Data file	S	V	Sample Text	Comments	Acquisition Date/Time
1	MP4B_099	1	1	Toluene,,	1,,2.0uL	11-APR-14 16:10:34
2	MP4B_099	2	2	MP002A-CAL,,/01	1,,2.0uL CS-1/Sens	11-APR-14 16:44:09
3	MP4B_099	3	3	MP002B-CAL,,/01	1,,2.0uL CS-2	11-APR-14 17:17:47
4	MP4B_099	4	4	MP002C-CAL,,/01	1,,2.0uL CS-3	11-APR-14 17:51:23
5	MP4B_099	5	5	MP002D-CAL,,/01	1,,2.0uL CS-4	11-APR-14 18:25:04
6	MP4B_099	6	6	MP002G-CAL,,/01	1,,2.0uL CS-7	11-APR-14 18:58:45
7	MP4B_099	7	7	MP002F-CAL,,/01	1,,2.0uL CS-6	11-APR-14 19:32:21
8	MP4B_099	8	8	MP002E-CAL,,/01	1,,2.0uL CS-5/Cal	11-APR-14 20:06:01
9	MP4B_099	9	9	MP002D-CAL,,/01-4	1,,2.0uL CS-4	11-APR-14 20:39:41
10	MP4B_099	10	10	Toluene,,	1,,2.0uL	11-APR-14 21:13:22
11	MP4B_099	11	11	MPWG47118-107-CAL,,SAR	1,WG47118,2.0/200uL	11-APR-14 21:47:03
12	MP4B_099	12	12	WG47118-103,,OPR	1,WG47118,2.0/200uL	11-APR-14 22:20:39
13	MP4B_099	13	13	WG47118-105,,OPR	1,WG47118,2.0/200uL	11-APR-14 22:54:14
14	MP4B_099	14	14	Toluene,,	1,,2.0uL	11-APR-14 23:27:57
15	MP4B_099	15	15	WG47118-106,,SAR Low	1,WG47118,2.0/200uL	12-APR-14 00:01:37
16	MP4B_099	16	16	WG47118-104,,OPR Low	1,WG47118,2.0/200uL	12-APR-14 00:35:18
17	MP4B_099	17	17	Toluene,,	1,,2.0uL	12-APR-14 01:08:59
18	MP4B_099	18	18	WG47118-101,,Blank	1,WG47118,2.0/200uL	12-APR-14 01:42:35
19	MP4B_099	19	19	WG47118-102,,Blank	1,WG47118,2.0/200uL	12-APR-14 02:16:15
20	MP4B_099	20	20	L21234-1,,	1,WG47118,2.0/200uL	12-APR-14 02:49:57
21	MP4B_099	21	21	L21234-2,,	1,WG47118,2.0/200uL	12-APR-14 03:23:38
22	MP4B_099	22	22	L21234-3,,	1,WG47118,2.0/200uL	12-APR-14 03:57:13
23	MP4B_099	23	23	L21234-4,,	1,WG47118,2.0/200uL	12-APR-14 04:30:55
24	MP4B_099	24	24	L21234-5,,	1,WG47118,2.0/200uL	12-APR-14 05:04:35
25	MP4B_099	25	25	MP002E-CAL,,/01	1,,2.0uL Cal	12-APR-14 05:38:16
26	MP4B_099	26	26	MPWG47118-107-CAL,,SAR	1,WG47118,2.0/200uL	12-APR-14 06:11:52
27	MP4B_099	27	27	Toluene,,	1,,2.0uL	12-APR-14 06:45:32
28	MP4B_099	28	28	Toluene,,	1,,2.0uL	12-APR-14 07:19:08
29	MP4B_099	29	29	L21234-6,,	1,WG47118,2.0/200uL	12-APR-14 07:52:48
30	MP4B_099	30	30	L21234-7,,	1,WG47118,2.0/200uL	12-APR-14 08:26:27
31	MP4B_099	31	31	L21234-8,,	1,WG47118,2.0/200uL	12-APR-14 09:00:03
32	MP4B_099	32	32	L21236-7,,	1,WG47118,2.0/200uL	12-APR-14 09:33:39
33	MP4B_099	33	33	L21236-8,,	1,WG47118,2.0/200uL	12-APR-14 10:07:15
34	MP4B_099	34	34	L21241-1,,	1,WG47118,2.0/200uL	12-APR-14 10:40:54
35	MP4B_099	35	35	L21241-2,,	1,WG47118,2.0/200uL	12-APR-14 11:14:28
36	MP4B_099	36	36	L21241-3,,	1,WG47118,2.0/200uL	12-APR-14 11:48:08
37	MP4B_099	37	37	L21241-4,,	1,WG47118,2.0/200uL	12-APR-14 12:21:42
38	MP4B_099	38	38	L21241-5,,	1,WG47118,2.0/200uL	12-APR-14 12:55:18
39	MP4B_099	39	39	L21241-6,,	1,WG47118,2.0/200uL	12-APR-14 13:28:54
40	MP4B_099	40	25	MP002E-CAL,,/01	1,,2.0uL Cal	12-APR-14 14:02:33
41	MP4B_099	41	26	MPWG47118-107-CAL,,SAR	1,WG47118,2.0/200uL	12-APR-14 14:36:07
42	MP4B_099	42	1	Toluene,,	1,,2.0uL	12-APR-14 15:09:44
43	MP4B_099	43	1	Toluene,,	1,,2.0uL	12-APR-14 15:43:22
44	MP4B_099	44	1	Toluene,,	1,,2.0uL	12-APR-14 16:16:59
45	MP4B_099	45	1	Toluene,,	1,,2.0uL	12-APR-14 16:50:35
46	MP4B_099	46	1	Toluene,,	1,,2.0uL	12-APR-14 17:24:12
47	MP4B_099	47	1	Toluene,,	1,,2.0uL	12-APR-14 17:57:54
48	MP4B_099	48	1	Toluene,,	1,,2.0uL	12-APR-14 18:31:37
49	MP4B_099	49	1	Toluene,,	1,,2.0uL	12-APR-14 19:05:15
50	MP4B_099	50	1	Toluene,,	1,,2.0uL	12-APR-14 19:38:52
51	MP4B_099	51	1	Toluene,,	1,,2.0uL	12-APR-14 20:12:28



52	MP4B_099	52 1	Toluene,,	1,,2.0uL	12-APR-14 20:46:08
53	MP4B_099	53 1	Toluene,,	1,,2.0uL	12-APR-14 21:19:50
54	MP4B_099	54 1	Toluene,,	1,,2.0uL	12-APR-14 21:53:28
55	MP4B_099	55 1	Toluene,,	1,,2.0uL	12-APR-14 22:27:09
56	MP4B_099	56 1	Toluene,,	1,,2.0uL	12-APR-14 23:00:51
57	MP4B_099	57 1	Toluene,,	1,,2.0uL	12-APR-14 23:34:26
58	MP4B_099	58 1	Toluene,,	1,,2.0uL	13-APR-14 00:08:07
59	MP4B_099	59 1	Toluene,,	1,,2.0uL	13-APR-14 00:41:44
60	MP4B_099	60 1	Toluene,,	1,,2.0uL	13-APR-14 01:15:24
61	MP4B_099	61 1	Toluene,,	1,,2.0uL	13-APR-14 01:49:01

Peak Locate Examination:11-APR-2014:16:05 File:MP4B_099CAL approved by RT 11APR2014
Experiment:MP-DB17MS-1_03 Function:1 Reference:PFK

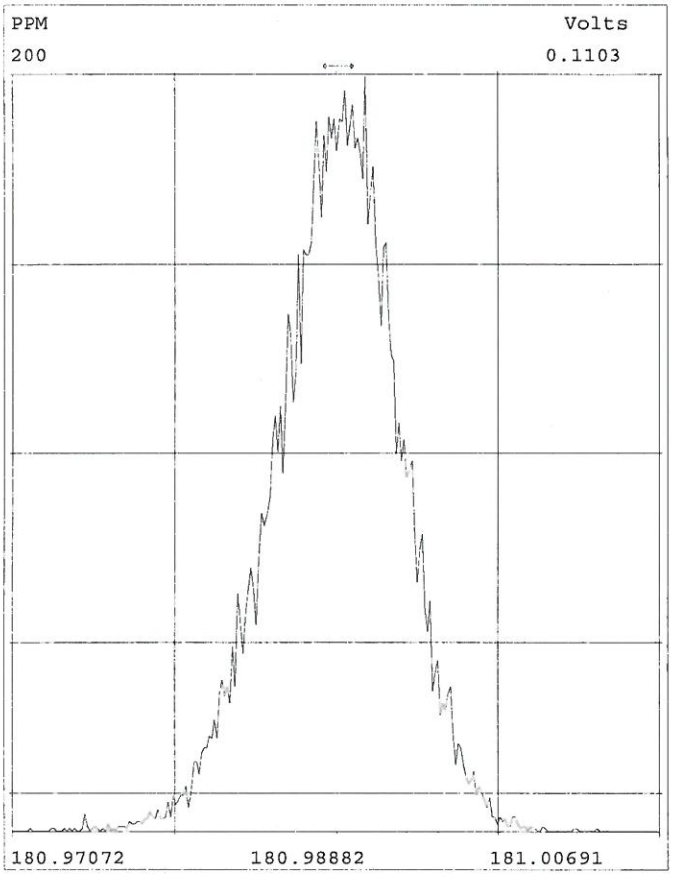

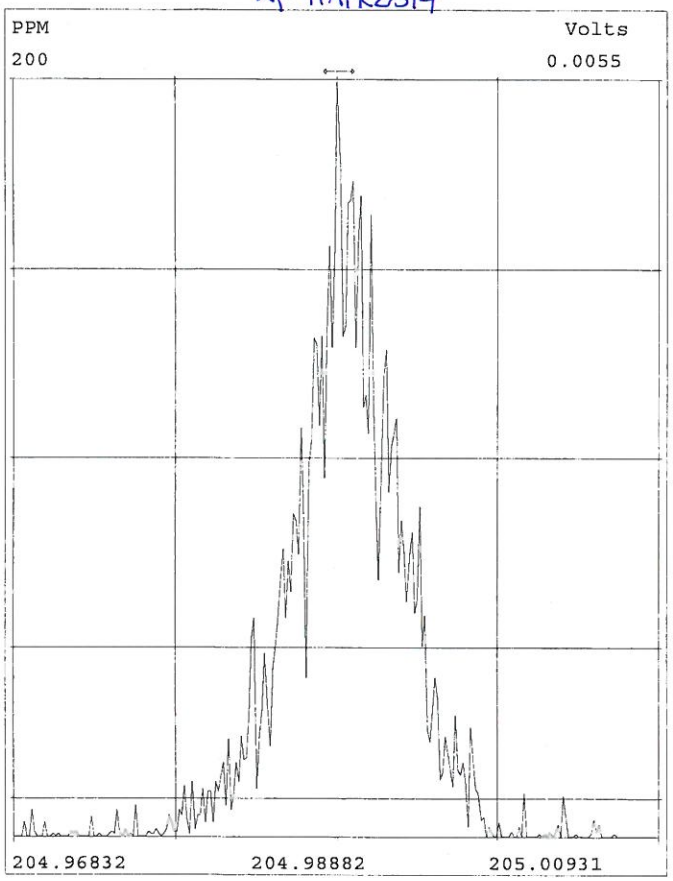

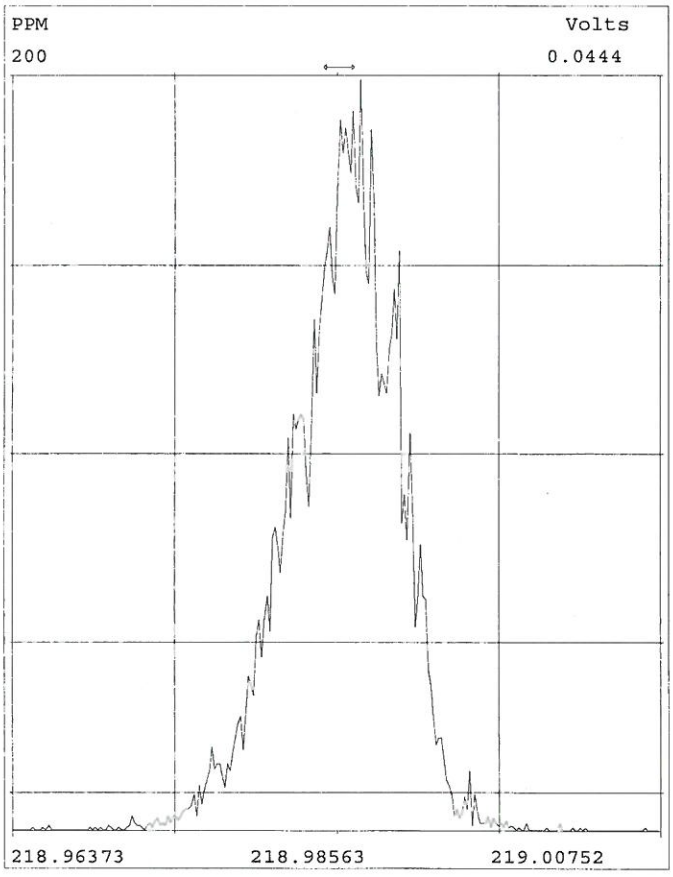

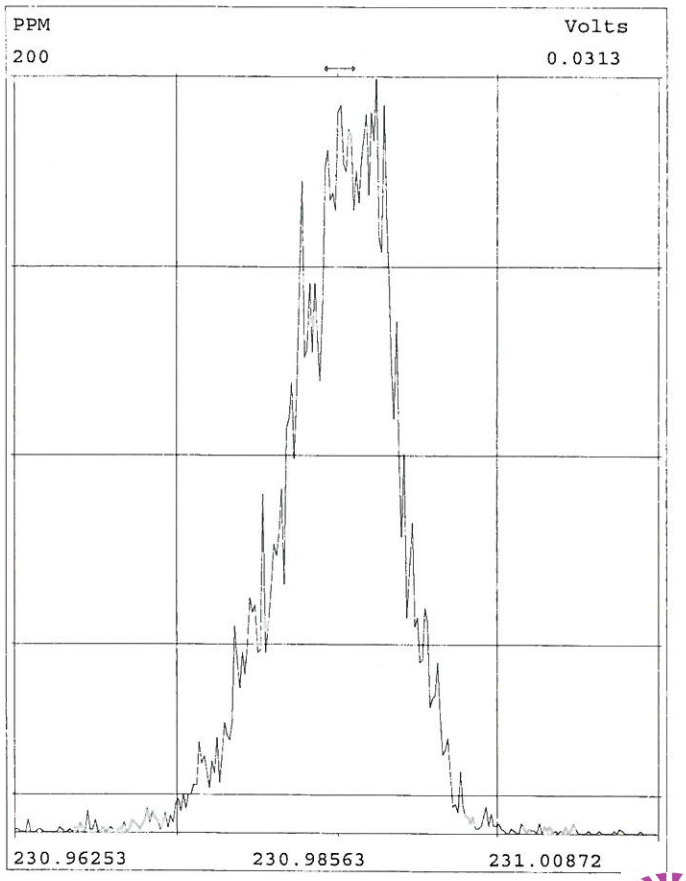

Peak Locate Examination:11-APR-2014:16:05 File:MP4B_099CAL

Experiment:MP-DB17MS-1_03 Function:2 Reference:PFK

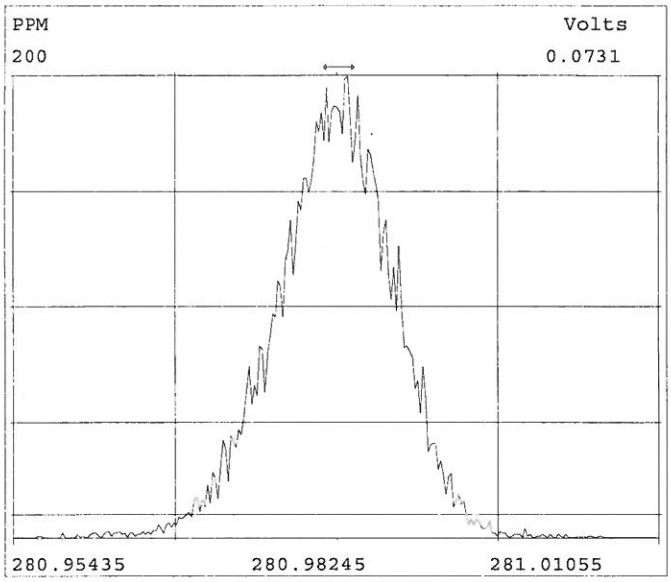

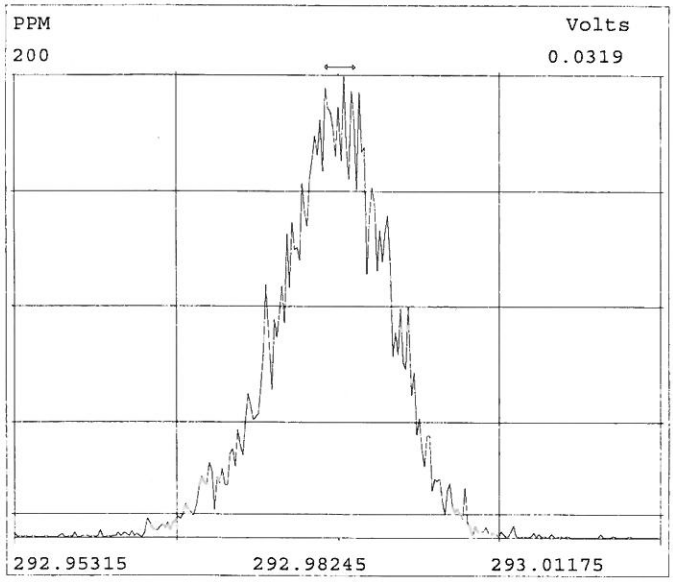

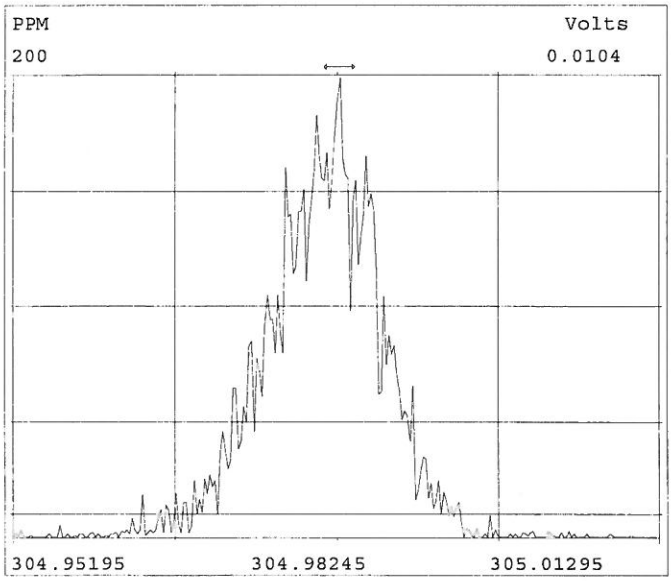

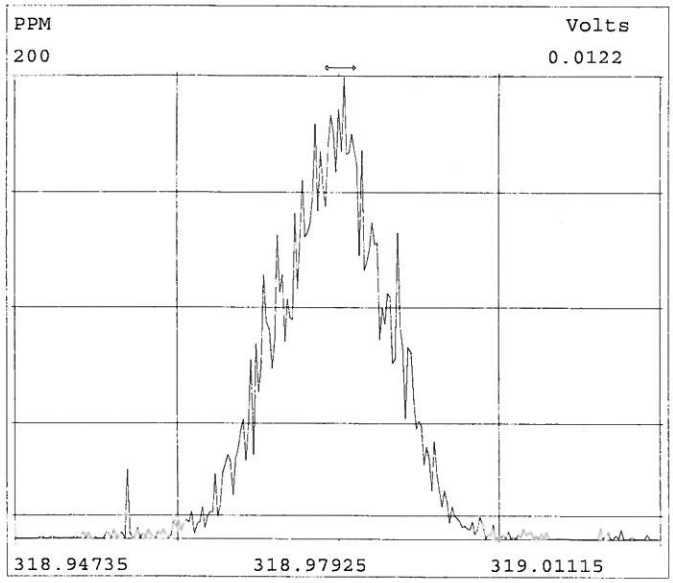

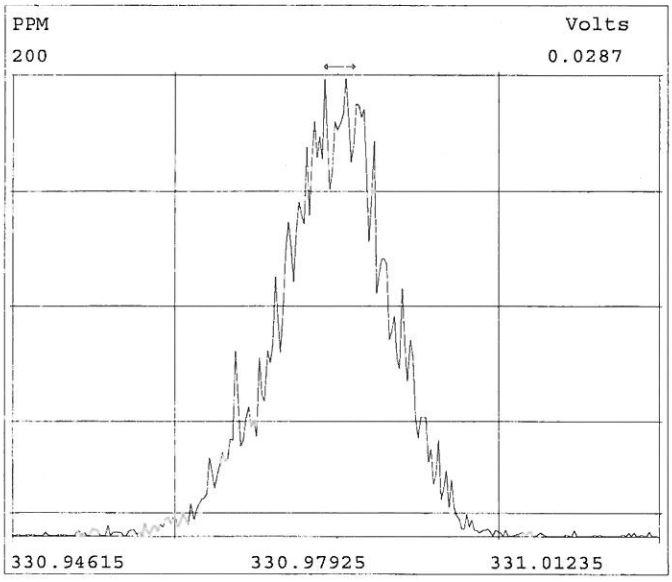

Peak Locate Examination:11-APR-2014:16:06 File:MP4B_099CAL
Experiment:MP-DB17MS-1_03 Function:3 Reference:PFK

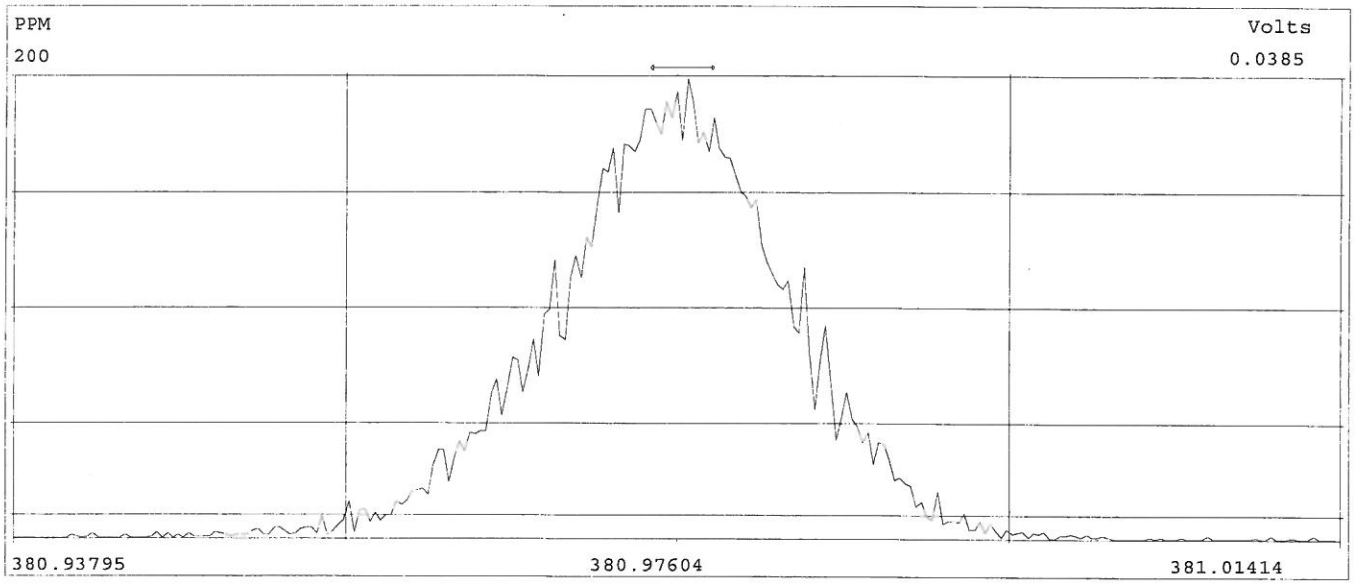

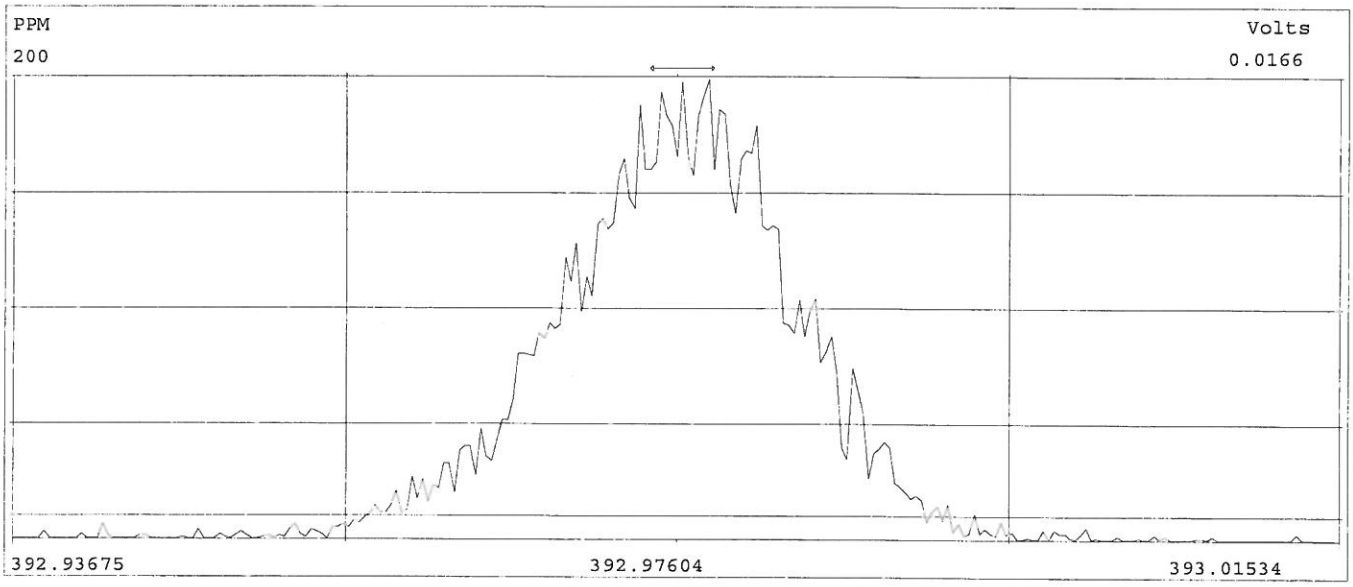

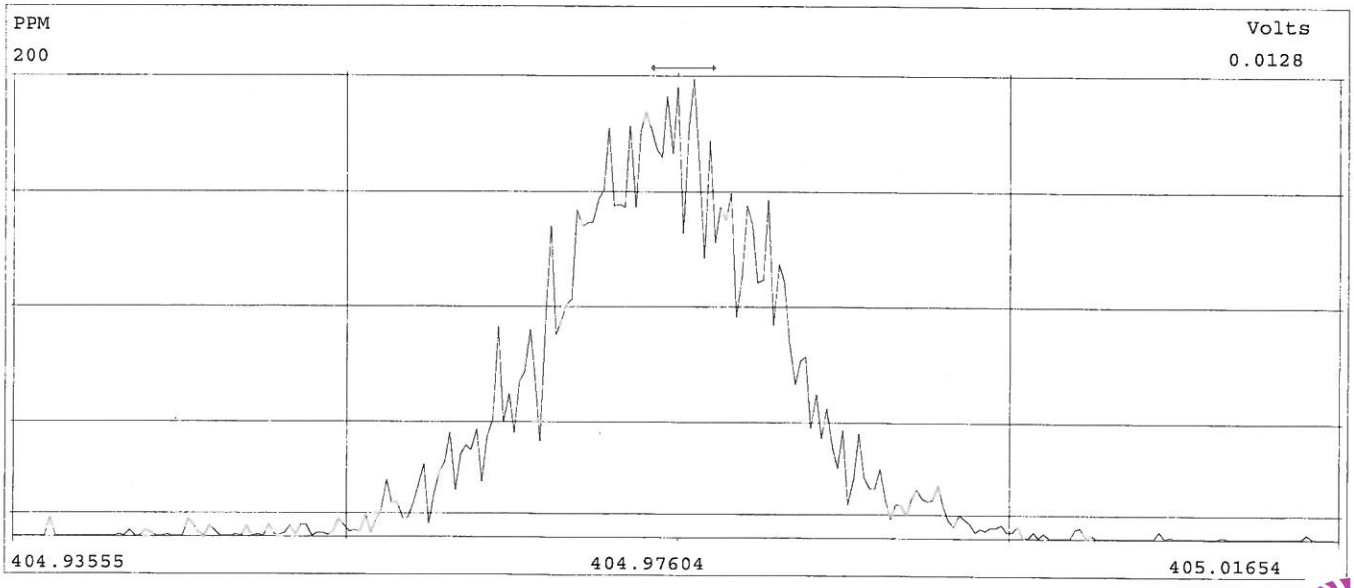

Peak Locate Examination:11-APR-2014:16:06 File:MP4B_099CAL
Experiment:MP-DB17MS-1_03 Function:4 Reference:PFK

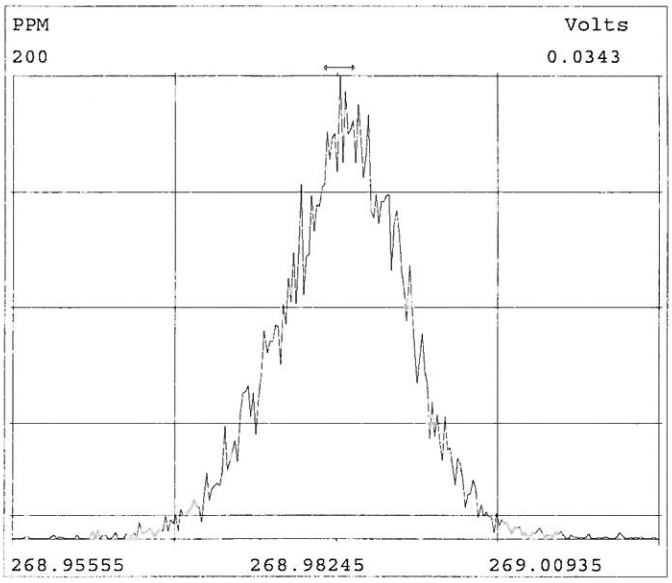

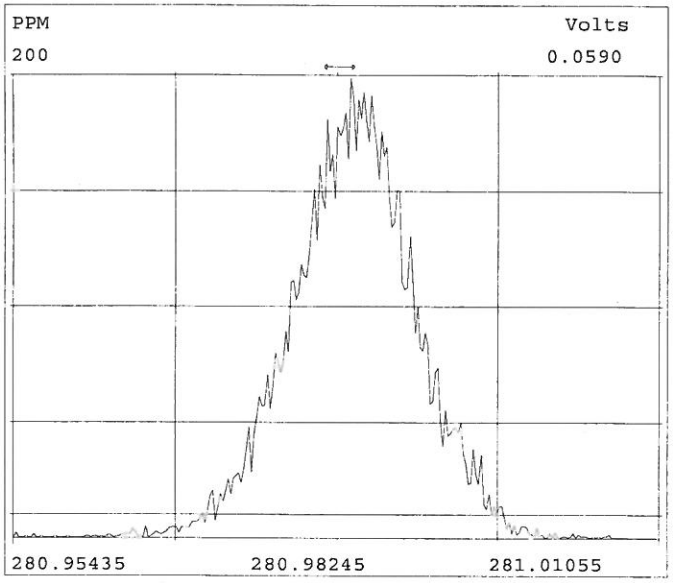

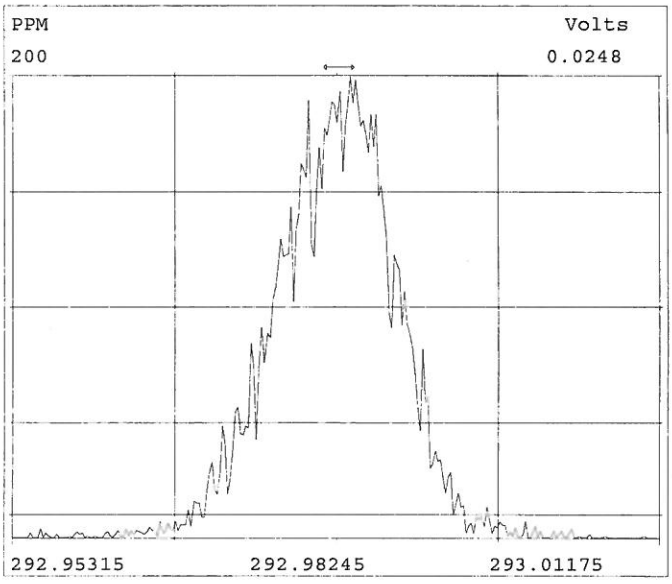

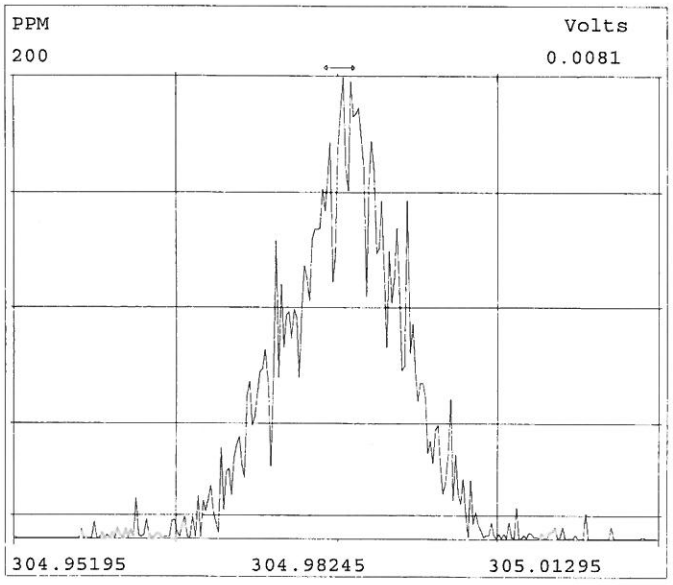

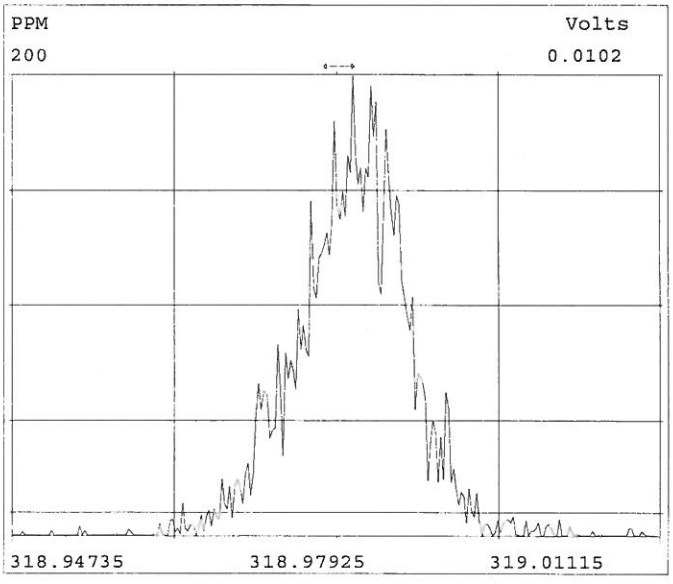

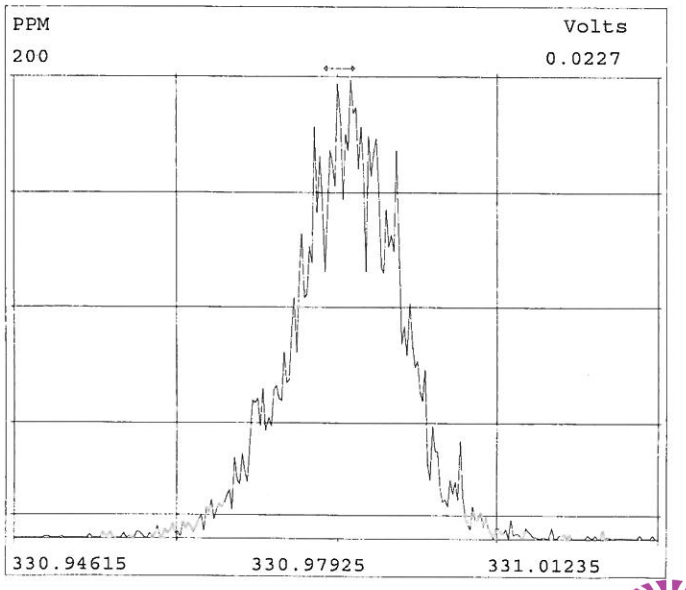

Peak Locate Examination:11-APR-2014:16:07 File:MP4B_099CAL

Experiment:MP-DB17MS-1_03 Function:5 Reference:PFK

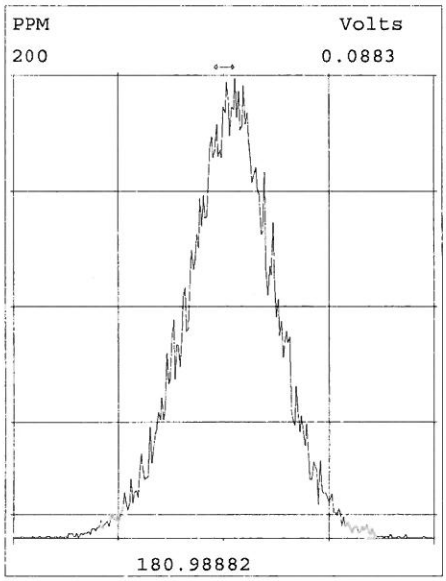

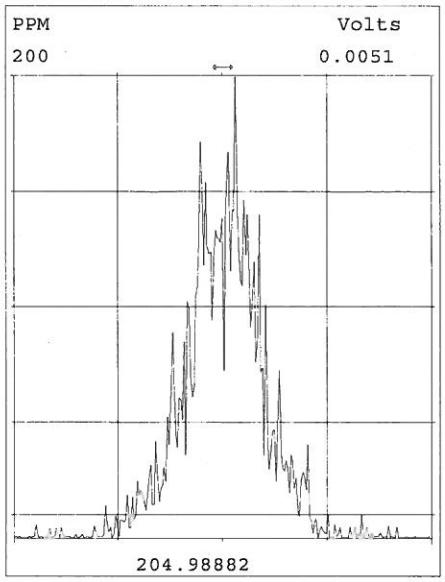

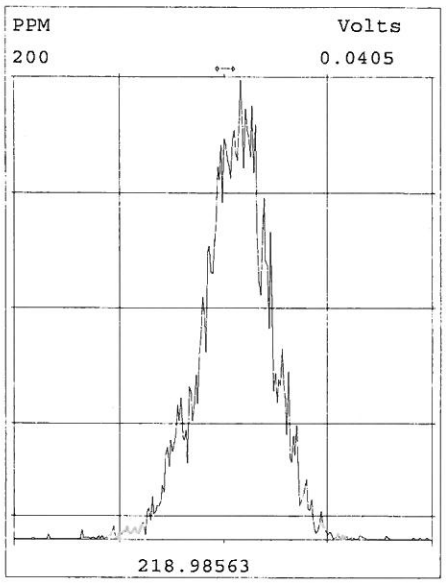

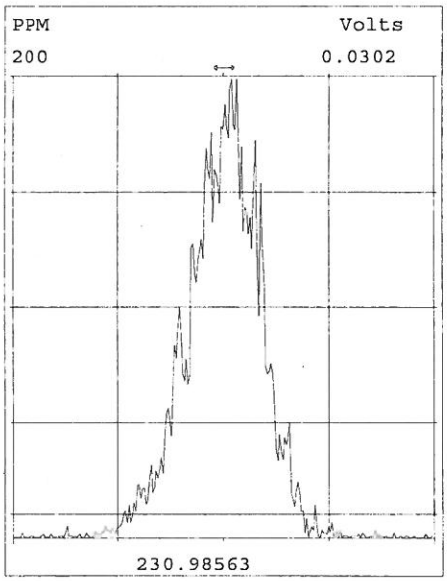

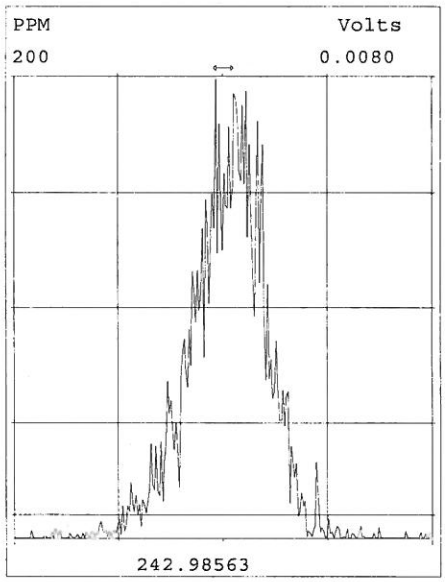

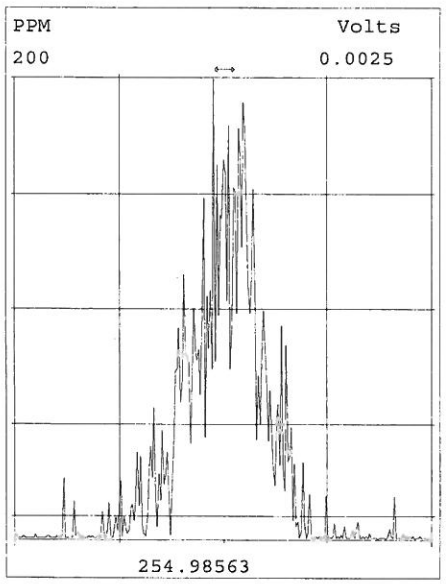

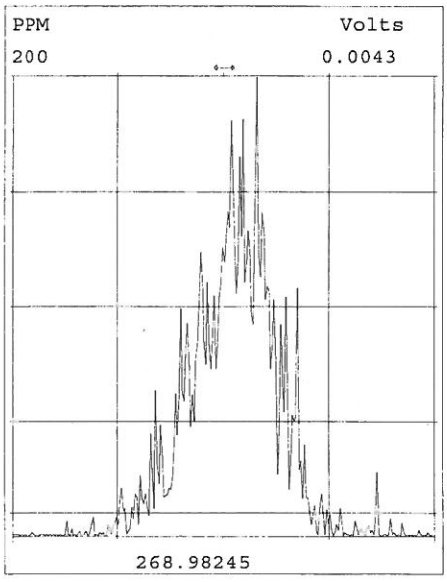

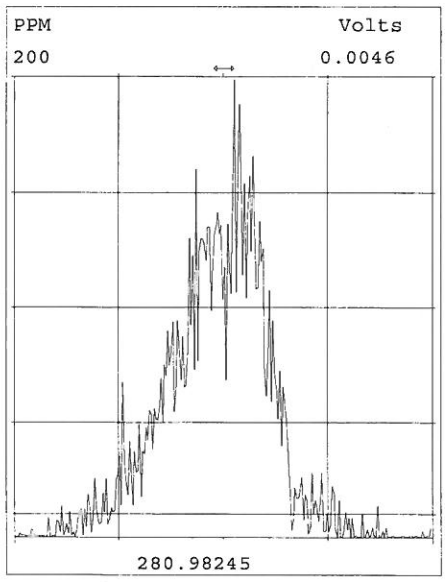

Peak Locate Examination:11-APR-2014:16:08 File:MP4B_099CAL
Experiment:MP-DB17MS-1_03 Function:6 Reference:PFK

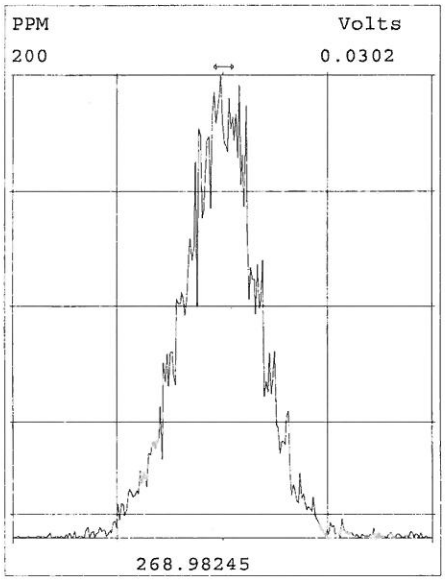

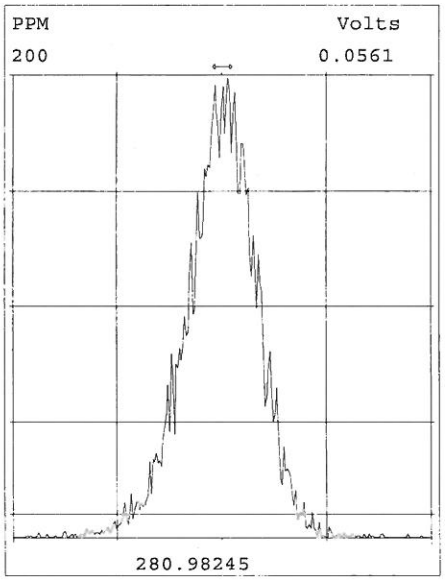

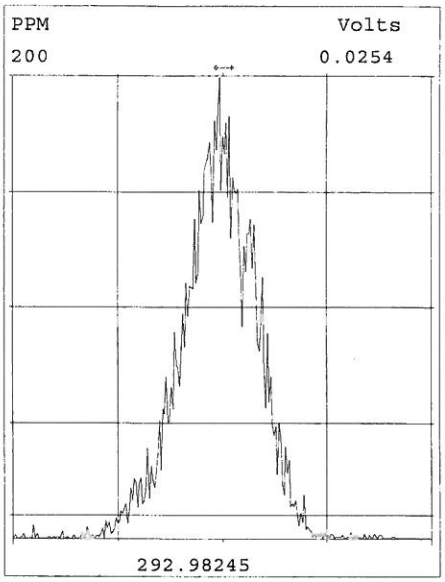

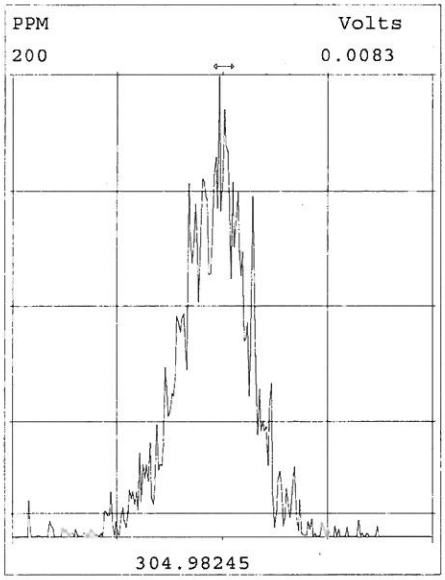

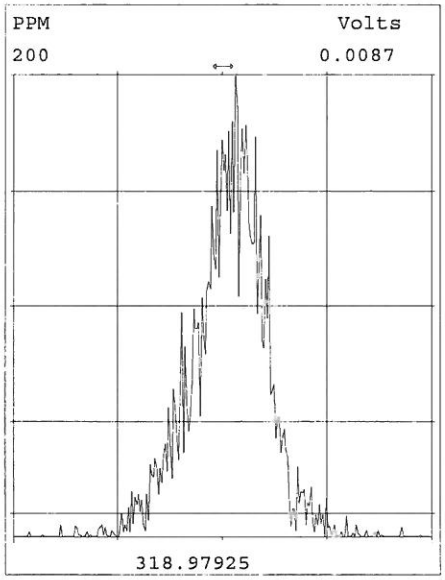

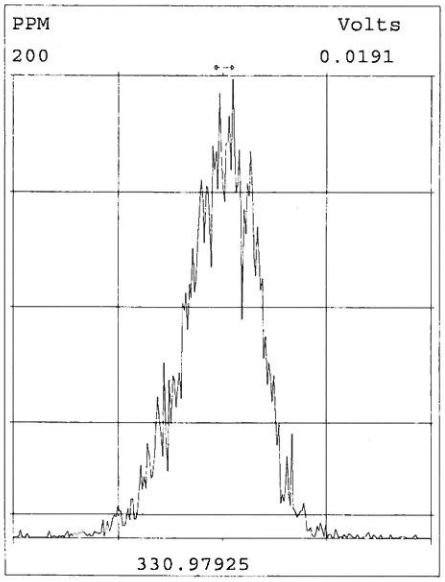

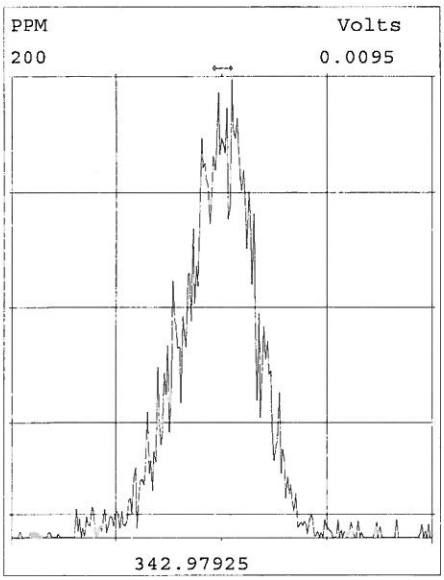

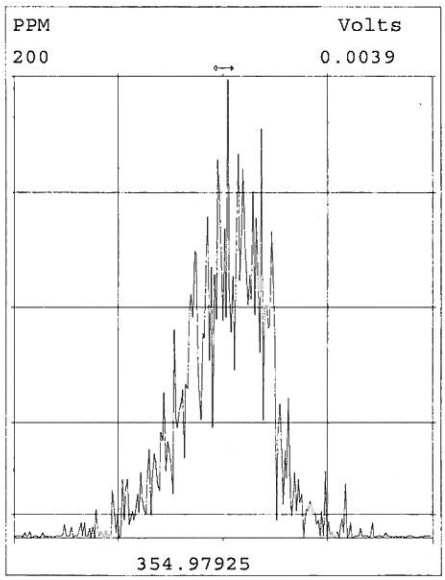

Peak Locate Examination:14-APR-2014:07:55 File:MP4B_099CAL2
Experiment:MP-DB17MS-1_03 Function:1 Reference:PFK

approved by
RT 14APR2014

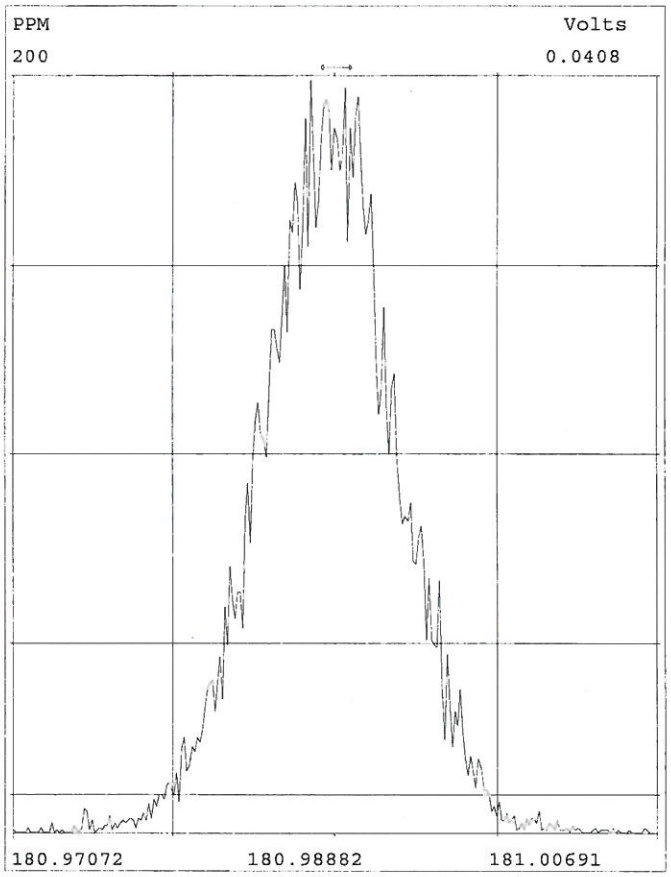

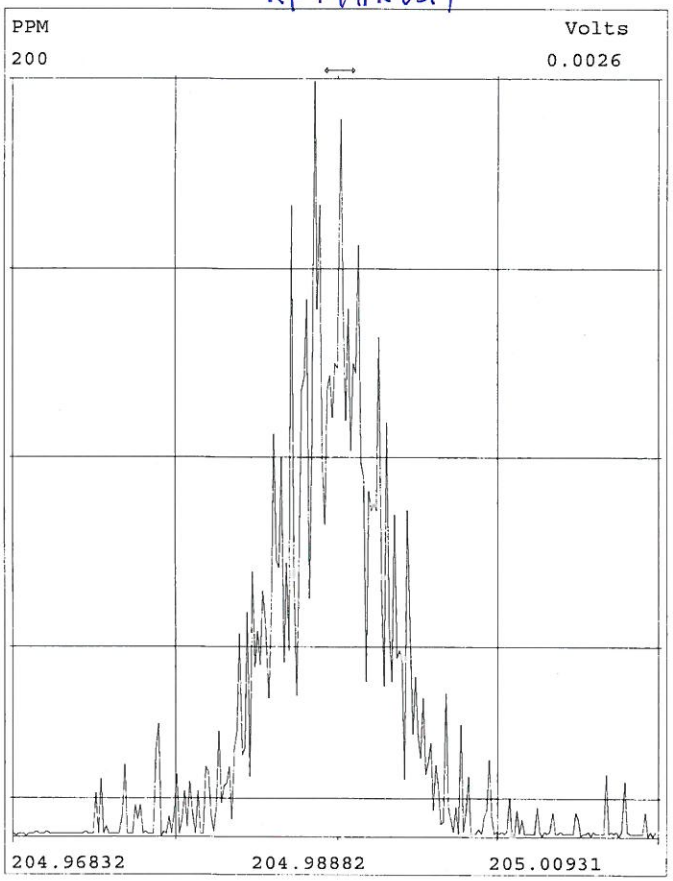

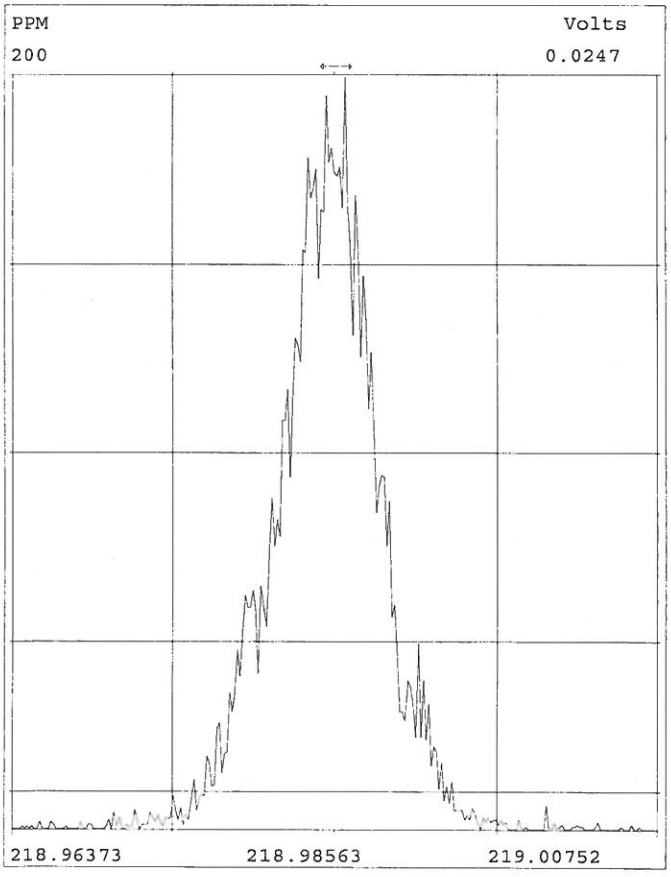

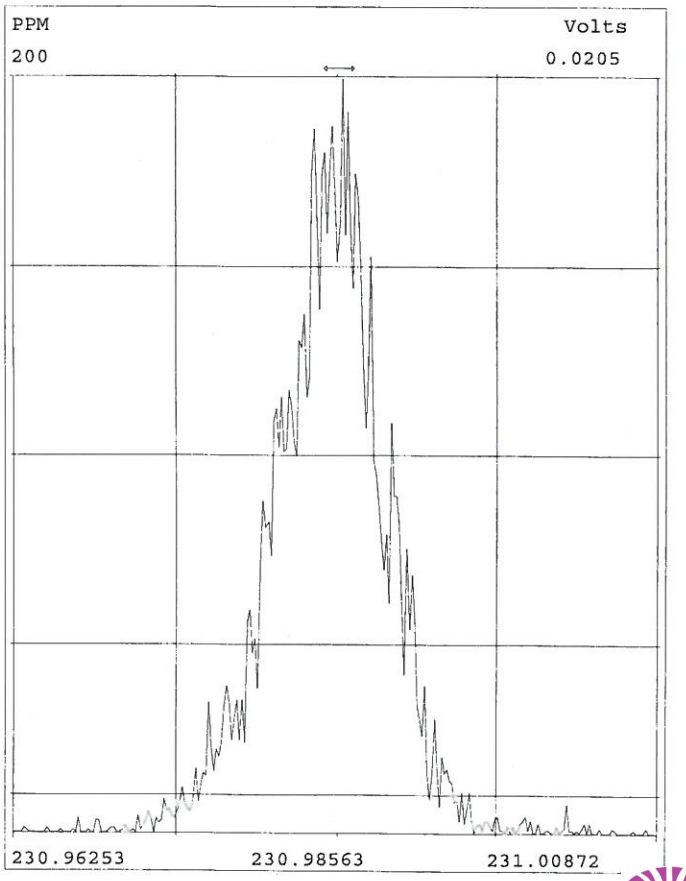

Peak Locate Examination:14-APR-2014:07:56 File:MP4B_099CAL2
Experiment:MP-DB17MS-1_03 Function:2 Reference:PFK

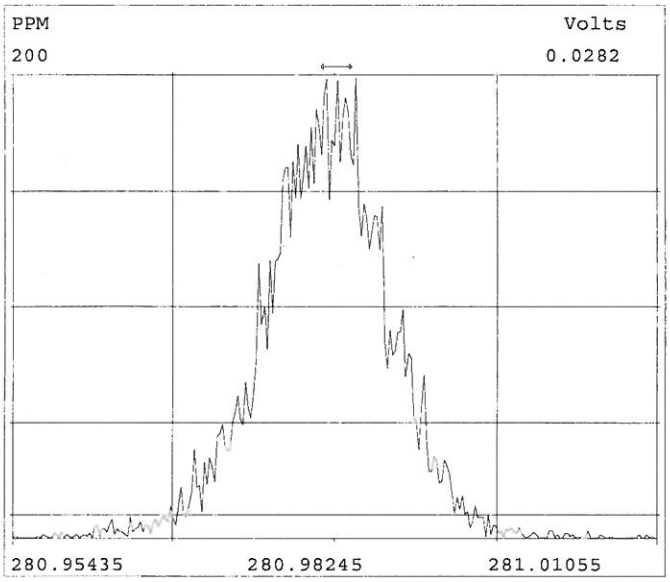

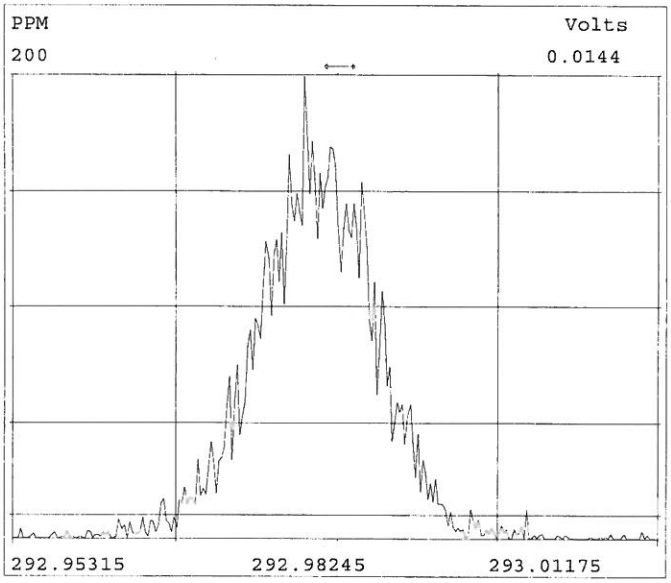

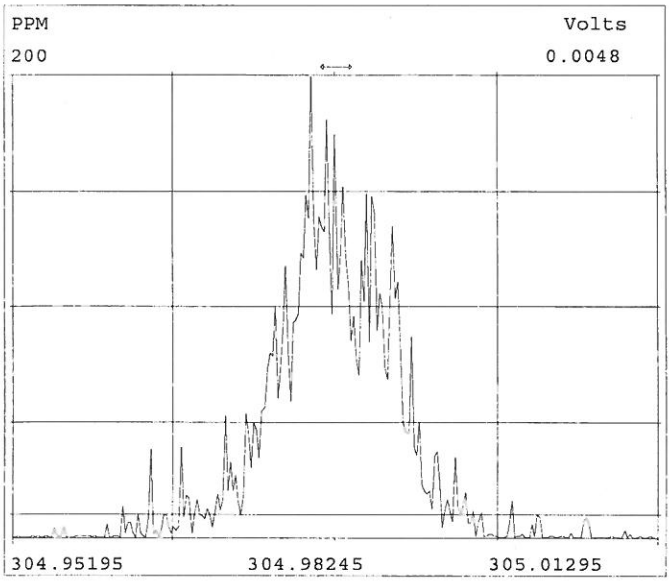

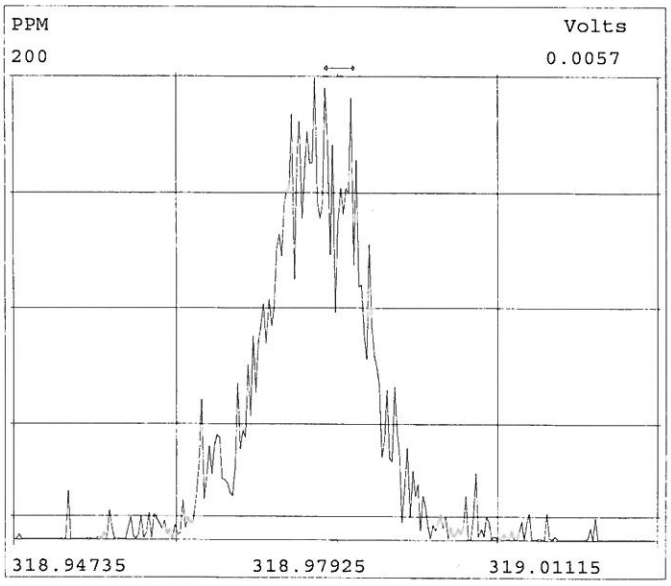

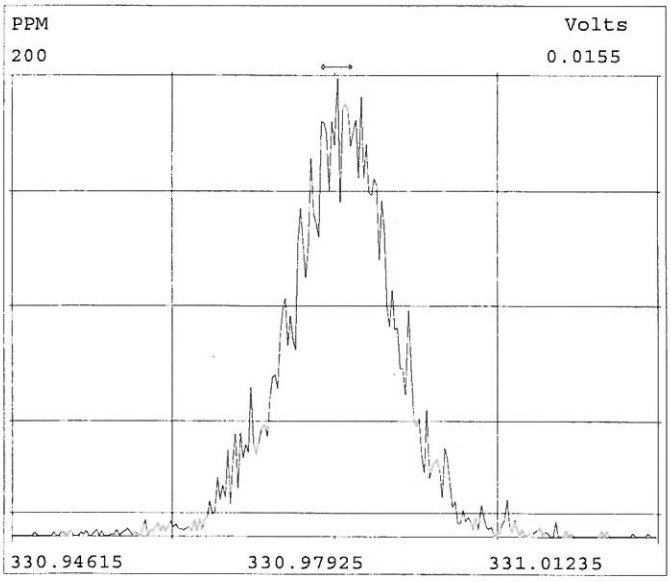

Peak Locate Examination:14-APR-2014:07:56 File:MP4B_099CAL2
Experiment:MP-DB17MS-1_03 Function:3 Reference:PFK



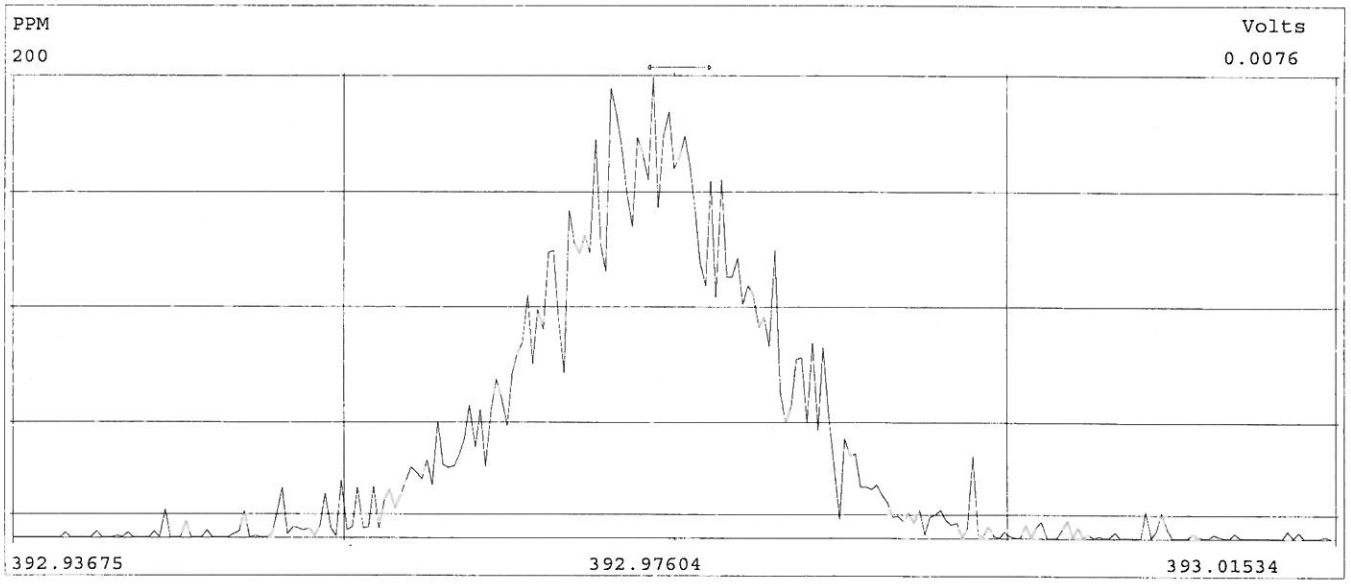

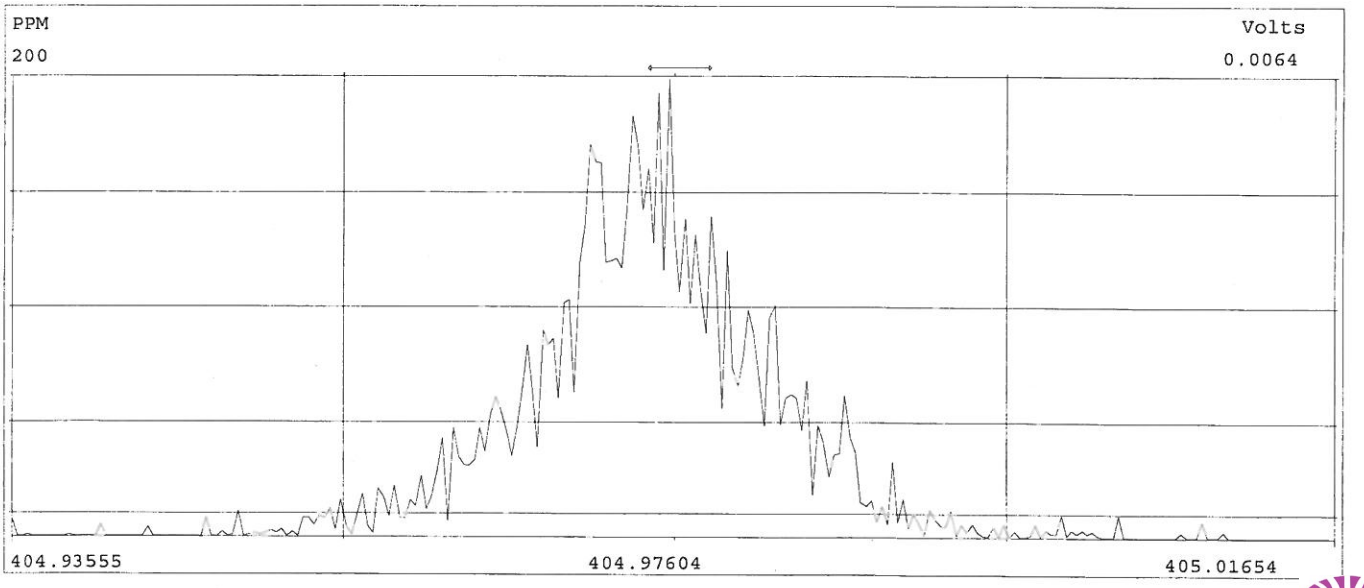

Peak Locate Examination:14-APR-2014:07:57 File:MP4B_099CAL2
Experiment:MP-DB17MS-1_03 Function:4 Reference:PFK

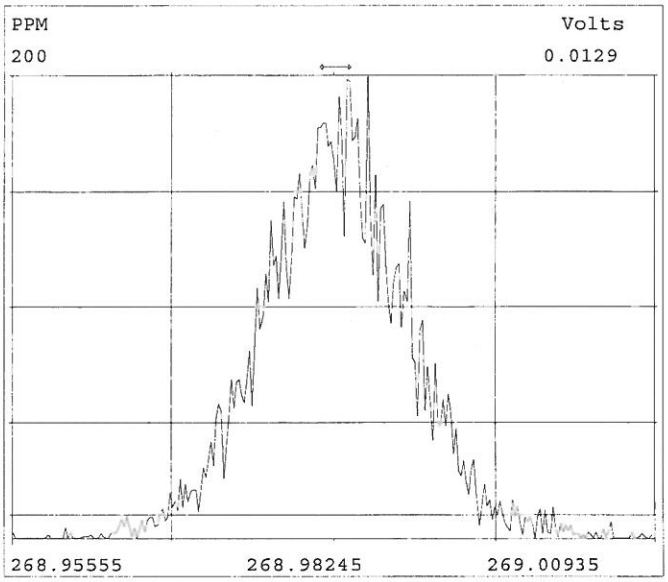

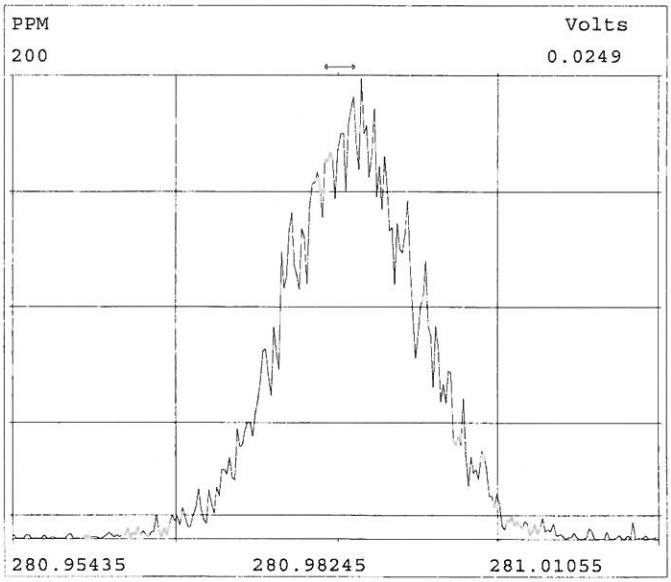

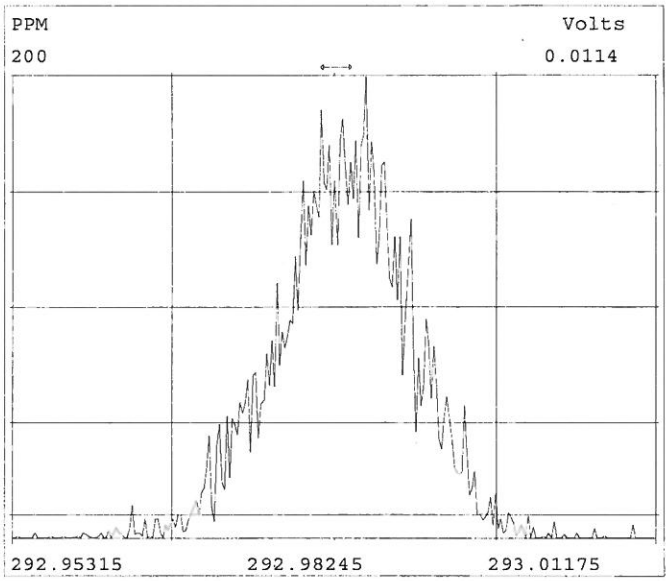

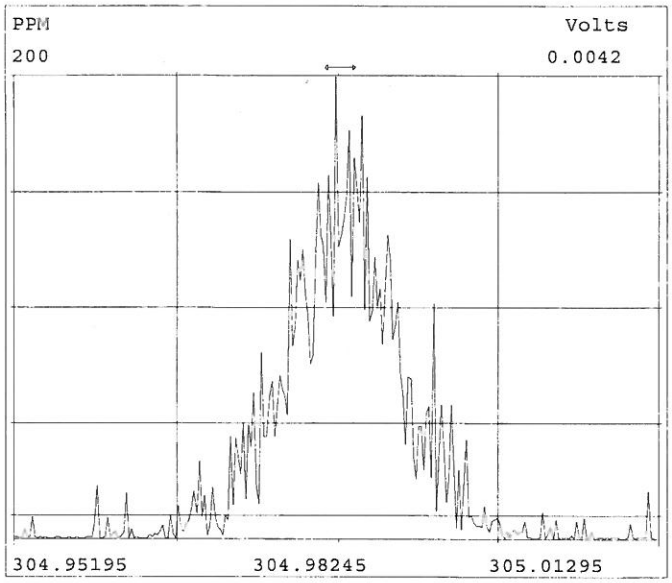

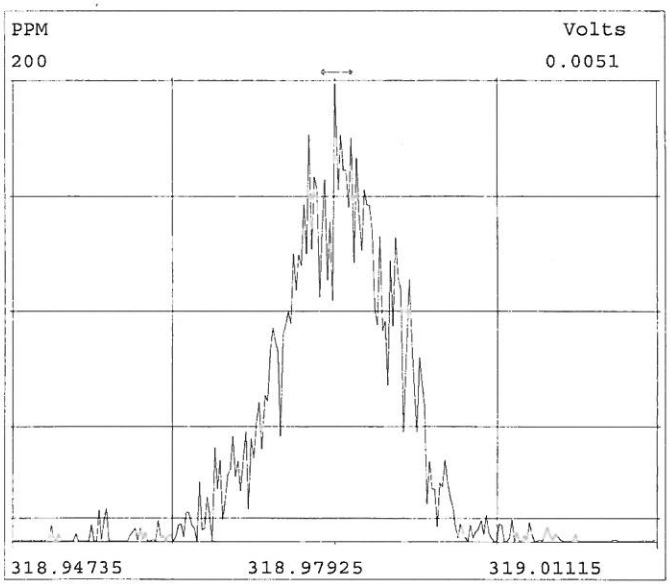

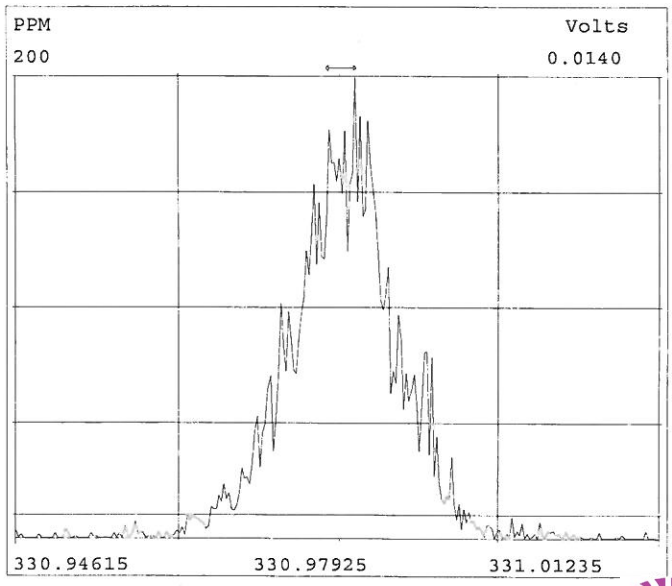

Peak Locate Examination:14-APR-2014:07:58 File:MP4B_099CAL2

Experiment:MP-DB17MS-1_03 Function:5 Reference:PFK

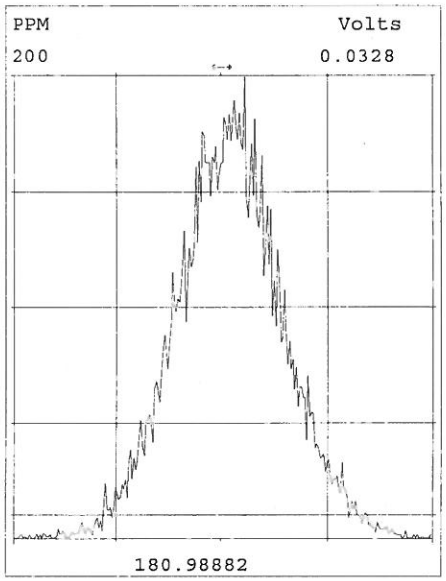

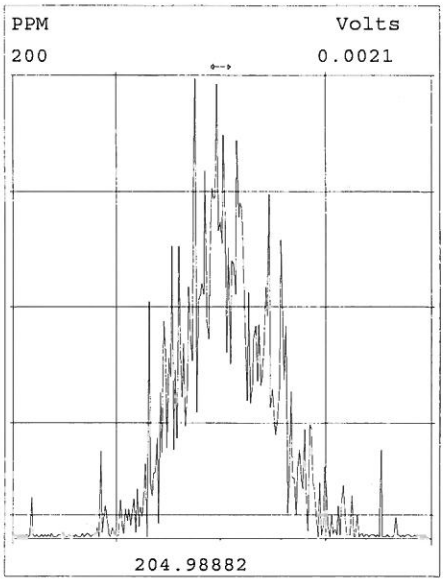

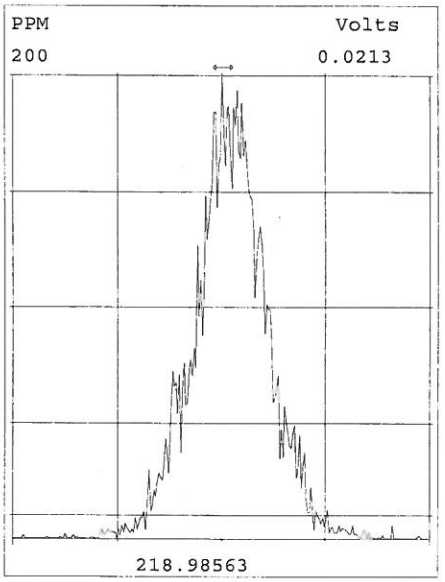

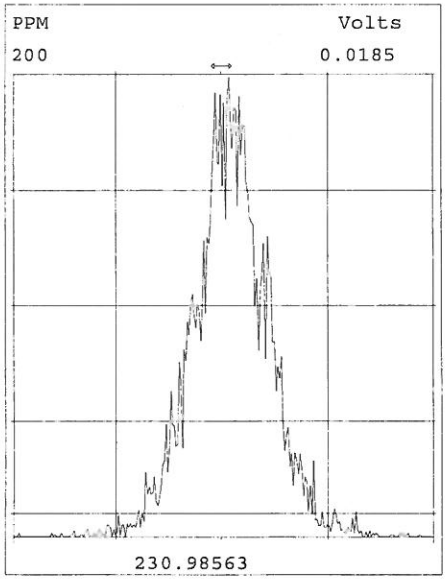

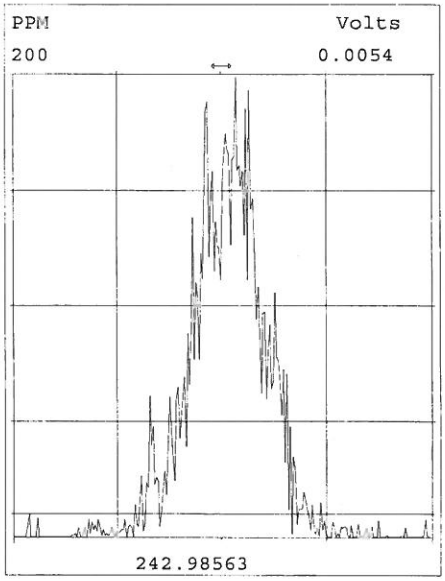

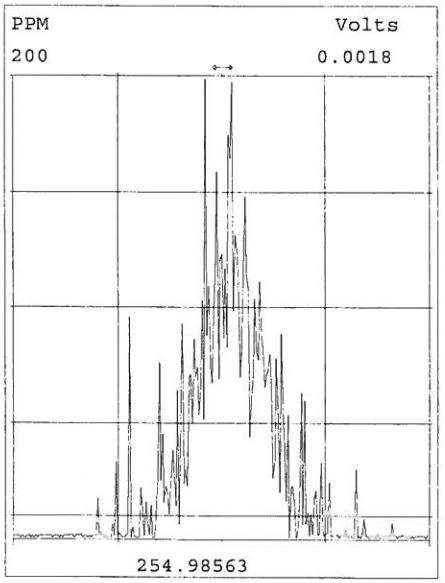

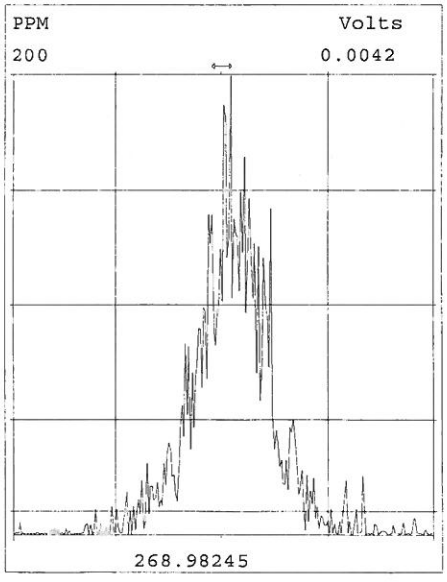

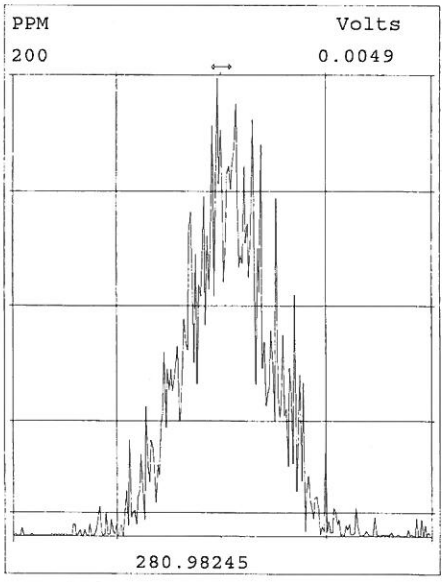

Peak Locate Examination:14-APR-2014:07:58 File:MP4B_099CAL2

Experiment:MP-DB17MS-1_03 Function:6 Reference:PFK

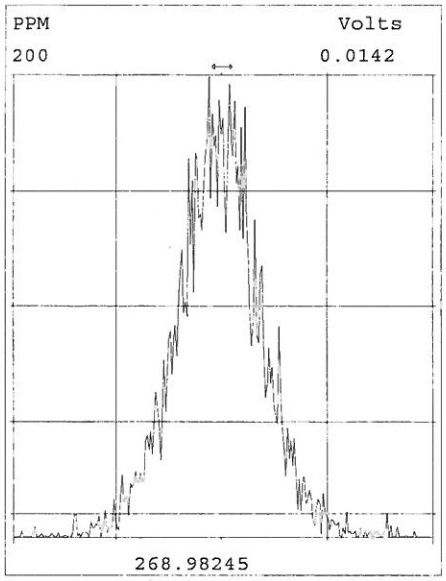

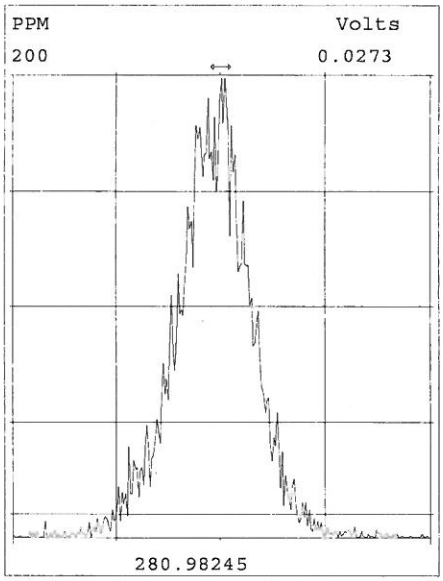

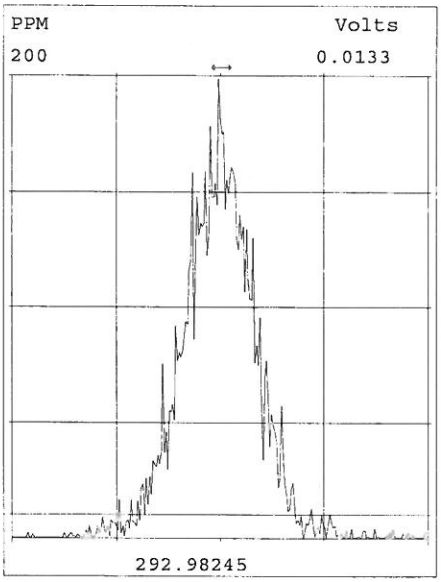

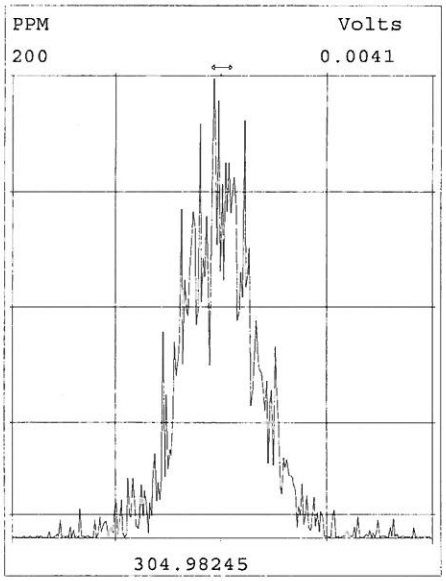

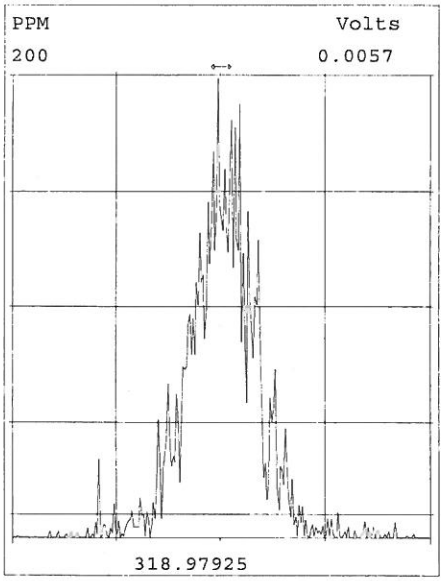

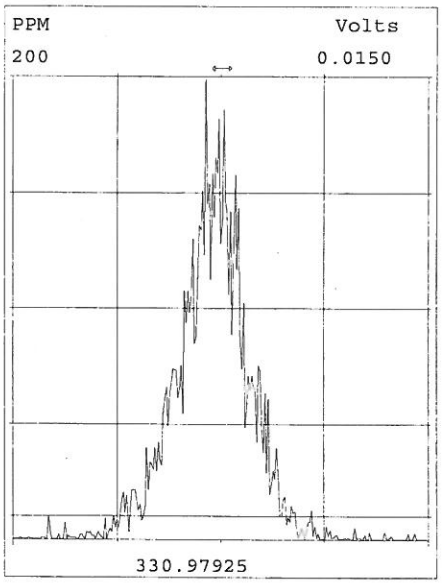

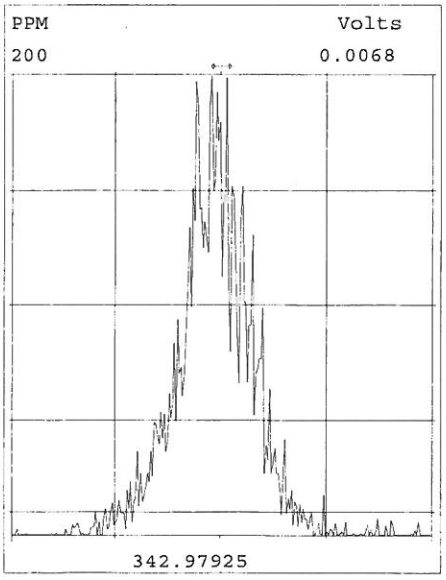

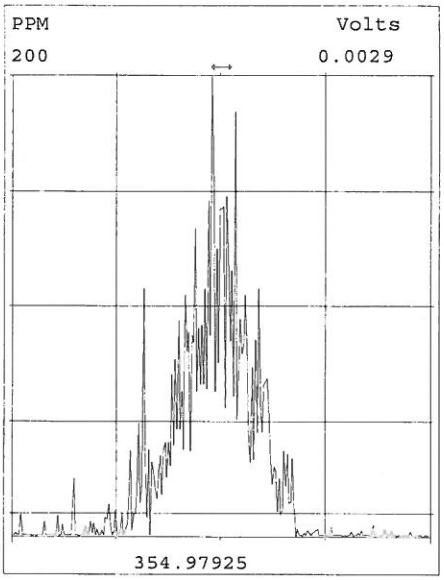

MP4B_099-7A

OPUSquan 17-APR-2014 Page 1

c/q	Data Area	Data File	S	I	AnalyteTable	Factr #1	Factr #2	Size	HC	Sample Text	Comments	Done
1	c STEM-DEFAULT	MP4B_099	2	1	MP-DB17-C03	0.0500	1.0000	1.000000	y	MP002A-CAL,,»	1,,2.0uL CS-1	y
2	c STEM-DEFAULT	MP4B_099	3	1	MP-DB17-C03	0.1000	1.0000	1.000000	y	MP002B-CAL,,»	1,,2.0uL CS-2	y
3	c STEM-DEFAULT	MP4B_099	4	1	MP-DB17-C03	0.2000	1.0000	1.000000	y	MP002C-CAL,,»	1,,2.0uL CS-3	y
4	c STEM-DEFAULT	MP4B_099	9	1	MP-DB17-C03	1.0000	1.0000	1.000000	y	MP002D-CAL,,»	1,,2.0uL CS-4	y
5	c STEM-DEFAULT	MP4B_099	8	1	MP-DB17-C03	10.0000	1.0000	1.000000	y	MP002E-CAL,,»	1,,2.0uL CS-5	y
6	c STEM-DEFAULT	MP4B_099	7	1	MP-DB17-C03	50.0000	1.0000	1.000000	y	MP002F-CAL,,»	1,,2.0uL CS-6	y
7	c STEM-DEFAULT	MP4B_099	6	1	MP-DB17-C03	100.0000	1.0000	1.000000	y	MP002G-CAL,,»	1,,2.0uL CS-7	y

www.axysanalytical.com

MP4B_099-A

	c/q	Data Area	Data File	S	I	AnalyteTable	Factr #1	Factr #2	Size	HC	Sample Text	Comments	Done
1	c	STEM-DEFAULT	MP4B_099	2	1	MP-DB17-C03	0.0500	1.0000	1.000000	y	MP002A-CAL,,»	1,,2.0uL CS-1	y
2	c	STEM-DEFAULT	MP4B_099	3	1	MP-DB17-C03	0.1000	1.0000	1.000000	y	MP002B-CAL,,»	1,,2.0uL CS-2	y
3	c	STEM-DEFAULT	MP4B_099	4	1	MP-DB17-C03	0.2000	1.0000	1.000000	y	MP002C-CAL,,»	1,,2.0uL CS-3	y
4	c	STEM-DEFAULT	MP4B_099	9	1	MP-DB17-C03	1.0000	1.0000	1.000000	y	MP002D-CAL,,»	1,,2.0uL CS-4	y
5	c	STEM-DEFAULT	MP4B_099	8	1	MP-DB17-C03	10.0000	1.0000	1.000000	y	MP002E-CAL,,»	1,,2.0uL CS-5	y
6	c	STEM-DEFAULT	MP4B_099	7	1	MP-DB17-C03	50.0000	1.0000	1.000000	y	MP002F-CAL,,»	1,,2.0uL CS-6	y
7	c	STEM-DEFAULT	MP4B_099	6	1	MP-DB17-C03	100.0000	1.0000	1.000000	y	MP002G-CAL,,»	1,,2.0uL CS-7	y
8	q	STEM-DEFAULT	MP4B_099	8	1	MP-DB17-C03	10.0000	1.0000	1.000000	y	MP002E-CAL,,»	1,,2.0uL Cal	y
9	q	STEM-DEFAULT	MP4B_099	11	1	MP-DB17-S09	1.0000	1.0000	1.000000	y	WG47118-107,»	1,WG47118,2.0/20»	y
10	q	STEM-DEFAULT	MP4B_099	12	1	MP-DB17-S08	1.0000	1.0000	1.000000	y	WG47118-103,»	1,WG47118,2.0/20»	y
11	q	STEM-DEFAULT	MP4B_099	13	1	MP-DB17-S08	1.0000	1.0000	1.000000	y	WG47118-105,»	1,WG47118,2.0/20»	y
12	q	STEM-DEFAULT	MP4B_099	14	1	MP-DB17-S08	1.0000	1.0000	1.000000	y	Toluene,,	1,,2.0uL	y
13	q	STEM-DEFAULT	MP4B_099	15	1	MP-DB17-S08	1.0000	1.0000	1.000000	y	WG47118-106,»	1,WG47118,2.0/20»	y
14	q	STEM-DEFAULT	MP4B_099	16	1	MP-DB17-S08	1.0000	1.0000	1.000000	y	WG47118-104,»	1,WG47118,2.0/20»	y
15	q	STEM-DEFAULT	MP4B_099	17	1	MP-DB17-S08	1.0000	1.0000	1.000000	y	Toluene,,	1,,2.0uL	y
16	q	STEM-DEFAULT	MP4B_099	18	1	MP-DB17-S08	1.0000	1.0000	4.000000	y	WG47118-101,»	1,WG47118,2.0/20»	y
17	q	STEM-DEFAULT	MP4B_099	19	1	MP-DB17-S08	1.0000	1.0000	4.000000	y	WG47118-102,»	1,WG47118,2.0/20»	y
18	q	STEM-DEFAULT	MP4B_099	20	1	MP-DB17-S08	1.0000	1.0000	4.000000	y	L21234-1,,	1,WG47118,2.0/20»	y
19	q	STEM-DEFAULT	MP4B_099	21	1	MP-DB17-S08	1.0000	1.0000	4.000000	y	L21234-2,,	1,WG47118,2.0/20»	y
20	q	STEM-DEFAULT	MP4B_099	22	1	MP-DB17-S08	1.0000	1.0000	4.000000	y	L21234-3,,	1,WG47118,2.0/20»	y
21	q	STEM-DEFAULT	MP4B_099	23	1	MP-DB17-S08	1.0000	1.0000	3.900000	y	L21234-4,,	1,WG47118,2.0/20»	y
22	q	STEM-DEFAULT	MP4B_099	24	1	MP-DB17-S08	1.0000	1.0000	4.000000	y	L21234-5,,	1,WG47118,2.0/20»	y
23	q	STEM-DEFAULT	MP4B_099	25	1	MP-DB17-C03	10.0000	1.0000	1.000000	y	MP002E-CAL,,»	1,,2.0uL Cal	y
24	q	STEM-DEFAULT	MP4B_099	26	1	MP-DB17-S09	1.0000	1.0000	1.000000	y	WG47118-107,»	1,WG47118,2.0/20»	y

www.axysanalytical.com

MP4B_099-B

	c/q	Data Area	Data File	S	I	AnalyteTable	Factr #1	Factr #2	Size	HC	Sample Text	Comments	Done
1	c	STEM-DEFAULT	MP4B_099	2	1	MP-DB17-C03	0.0500	1.0000	1.000000	y	MP002A-CAL,,»	1,,2.0uL CS-1	y
2	c	STEM-DEFAULT	MP4B_099	3	1	MP-DB17-C03	0.1000	1.0000	1.000000	y	MP002B-CAL,,»	1,,2.0uL CS-2	y
3	c	STEM-DEFAULT	MP4B_099	4	1	MP-DB17-C03	0.2000	1.0000	1.000000	y	MP002C-CAL,,»	1,,2.0uL CS-3	y
4	c	STEM-DEFAULT	MP4B_099	9	1	MP-DB17-C03	1.0000	1.0000	1.000000	y	MP002D-CAL,,»	1,,2.0uL CS-4	y
5	c	STEM-DEFAULT	MP4B_099	8	1	MP-DB17-C03	10.0000	1.0000	1.000000	y	MP002E-CAL,,»	1,,2.0uL CS-5	y
6	c	STEM-DEFAULT	MP4B_099	7	1	MP-DB17-C03	50.0000	1.0000	1.000000	y	MP002F-CAL,,»	1,,2.0uL CS-6	y
7	c	STEM-DEFAULT	MP4B_099	6	1	MP-DB17-C03	100.0000	1.0000	1.000000	y	MP002G-CAL,,»	1,,2.0uL CS-7	y
8	q	STEM-DEFAULT	MP4B_099	25	1	MP-DB17-C03	10.0000	1.0000	1.000000	y	MP002E-CAL,,»	1,,2.0uL Cal	y
9	q	STEM-DEFAULT	MP4B_099	26	1	MP-DB17-S09	1.0000	1.0000	1.000000	y	WG47118-107,»	1,WG47118,2.0/20»	y
10	q	STEM-DEFAULT	MP4B_099	27	1	MP-DB17-S08	1.0000	1.0000	1.000000	y	Toluene,,	1,,2.0uL	y
11	q	STEM-DEFAULT	MP4B_099	28	1	MP-DB17-S08	1.0000	1.0000	1.000000	y	Toluene,,	1,,2.0uL	y
12	q	STEM-DEFAULT	MP4B_099	29	1	MP-DB17-S08	1.0000	1.0000	4.000000	y	L21234-6,,	1,WG47118,2.0/20»	y
13	q	STEM-DEFAULT	MP4B_099	30	1	MP-DB17-S08	1.0000	1.0000	4.000000	y	L21234-7,,	1,WG47118,2.0/20»	y
14	q	STEM-DEFAULT	MP4B_099	31	1	MP-DB17-S08	1.0000	1.0000	4.000000	y	L21234-8,,	1,WG47118,2.0/20»	y
15	q	STEM-DEFAULT	MP4B_099	32	1	MP-DB17-S08	1.0000	1.0000	4.000000	y	L21236-7,,	1,WG47118,2.0/20»	y
16	q	STEM-DEFAULT	MP4B_099	33	1	MP-DB17-S08	1.0000	1.0000	4.000000	y	L21236-8,,	1,WG47118,2.0/20»	y
17	q	STEM-DEFAULT	MP4B_099	34	1	MP-DB17-S08	1.0000	1.0000	4.000000	y	L21241-1,,	1,WG47118,2.0/20»	y
18	q	STEM-DEFAULT	MP4B_099	35	1	MP-DB17-S08	1.0000	1.0000	4.000000	y	L21241-2,,	1,WG47118,2.0/20»	y
19	q	STEM-DEFAULT	MP4B_099	36	1	MP-DB17-S08	1.0000	1.0000	4.000000	y	L21241-3,,	1,WG47118,2.0/20»	y
20	q	STEM-DEFAULT	MP4B_099	37	1	MP-DB17-S08	1.0000	1.0000	3.200000	y	L21241-4,,	1,WG47118,2.0/20»	y
21	q	STEM-DEFAULT	MP4B_099	38	1	MP-DB17-S08	1.0000	1.0000	4.000000	y	L21241-5,,	1,WG47118,2.0/20»	y
22	q	STEM-DEFAULT	MP4B_099	39	1	MP-DB17-S08	1.0000	1.0000	4.000000	y	L21241-6,,	1,WG47118,2.0/20»	y
23	q	STEM-DEFAULT	MP4B_099	40	1	MP-DB17-C03	10.0000	1.0000	1.000000	y	MP002E-CAL,,»	1,,2.0uL Cal	y
24	q	STEM-DEFAULT	MP4B_099	41	1	MP-DB17-S09	1.0000	1.0000	1.000000	y	WG47118-107,»	1,WG47118,2.0/20»	y

AXYS METHOD MLA-905 DRAFT

Form 3A
INITIAL CALIBRATION RELATIVE RESPONSES

AXYS ANALYTICAL SERVICES
2045 MILLS RD., SIDNEY, B.C., CANADA
V8L 5X2 TEL (250) 655-5800 FAX (250) 655-5811

Initial Calibration Date: 11-Apr-2014

Instrument ID: HR GC/MS

GC Column ID: DB17-MS

CS0 Data Filename: N/A

CS1 Data Filename: MP4B_099 S: 2

CS2 Data Filename: MP4B_099 S: 3

CS3 Data Filename: MP4B_099 S: 4

CS4 Data Filename: MP4B_099 S: 9

CS5 Data Filename: MP4B_099 S: 8

CS6 Data Filename: MP4B_099 S: 7

		RELATIVE RESPONSE (RR)								
COMPOUND	**LAB FLAG [1]**	**CS0**	**CS1**	**CS2**	**CS3**	**CS4**	**CS5**	**CS6**	**MEAN RR**	**CV (%RSD)[2]**
3-OH-Chrysene			1.08	1.05	1.08	1.21	1.16	1.14	1.12	5.45
3-OH-Benzo[a]pyrene			1.08	1.14	1.18	1.74	1.58	1.61	1.39	20.7
9-OH-Benzo[a]pyrene			0.31	0.30	0.18	0.27	0.30	0.54	0.32	37.7
3-OH-Benz[a]anthracene			0.32	0.47	0.42	0.52	0.52	0.64	0.48	22.7
7,8-Diol-Benzo[a]pyrene, cis					1.57	1.55	1.92	0.96	1.50	26.5
7,8-Diol-Benzo[a]pyrene, trans					1.38	1.79	1.79	1.14	1.52	21.0

(1) Where applicable, custom lab flags have been used on this report.
(2) QC limit is 20% for native compounds with a labeled analog, 35% for those without a labeled analog.

These data are validated and reported as accurate and in accord with AXYS Analytical Services Ltd. ISO17025 compliant quality assurance processes.
Signed: _____Million Woudneh_____

For Axys Internal Use Only [XSL Template: Form3A.xsl; Created: 01-May-2014 09:23:58; Application: XMLTransformer-1.13.65;
Report Filename: GENERIC-SPECS_Pest_11-Apr-2014_MP4B__Form3A_GS54511.html; Workgroup: WG47118; Design ID: 2302]

AXYS METHOD MLA-905 DRAFT

Form 3B
INITIAL CALIBRATION RELATIVE RESPONSES

AXYS ANALYTICAL SERVICES
2045 MILLS RD., SIDNEY, B.C., CANADA
V8L 5X2 TEL (250) 655-5800 FAX (250) 655-5811

Initial Calibration Date: 11-Apr-2014

Instrument ID: HR GC/MS

GC Column ID: DB17-MS

CS0 Data Filename: N/A

CS1 Data Filename: MP4B_099 S: 2

CS2 Data Filename: MP4B_099 S: 3

CS3 Data Filename: MP4B_099 S: 4

CS4 Data Filename: MP4B_099 S: 9

CS5 Data Filename: MP4B_099 S: 8

CS6 Data Filename: MP4B_099 S: 7

		RELATIVE RESPONSE (RR)								
LABELED COMPOUND	**LAB FLAG [1]**	**CS0**	**CS1**	**CS2**	**CS3**	**CS4**	**CS5**	**CS6**	**MEAN RR**	**CV (%RSD)[2]**
13C6-3-OH-Chrysene			0.82	0.89	0.70	0.67	0.72	0.87	0.78	12.1
13C6-1-OH-Benz[a]anthracene			1.49	1.54	1.30	1.25	1.30	1.40	1.38	8.38
d11-3-OH-Benzo[a]pyrene			0.27	0.31	0.12	0.12	0.16	0.32	0.22	42.6
13C12-4'-OH-3,3',4,5'-TetraCB			0.22	0.20	0.20	0.20	0.20	0.20	0.20	4.97

(1) Where applicable, custom lab flags have been used on this report.
(2) QC limit is 35% for labeled compounds.

These data are validated and reported as accurate and in accord with AXYS Analytical Services Ltd. ISO17025 compliant quality assurance processes.
Signed: _____Million Woudneh_____

For Axys Internal Use Only [XSL Template: Form3B.xsl; Created: 01-May-2014 09:23:58; Application: XMLTransformer-1.13.65;
Report Filename: GENERIC-SPECS_Pest_11-Apr-2014_MP4B__Form3B_GS54511.html; Workgroup: WG47118; Design ID: 2302]

AXYS METHOD MLA-905 DRAFT

Form 3C
INITIAL CALIBRATION ION ABUNDANCE RATIOS

AXYS ANALYTICAL SERVICES
2045 MILLS RD., SIDNEY, B.C., CANADA
V8L 5X2 TEL (250) 655-5800 FAX (250) 655-5811

Initial Calibration Date: 11-Apr-2014

Instrument ID: HR GC/MS

GC Column ID: DB17-MS

CS0 Data Filename: N/A

CS1 Data Filename: MP4B_099 S: 2

CS2 Data Filename: MP4B_099 S: 3

CS3 Data Filename: MP4B_099 S: 4

CS4 Data Filename: MP4B_099 S: 9

CS5 Data Filename: MP4B_099 S: 8

CS6 Data Filename: MP4B_099 S: 7

COMPOUND	LAB FLAG [1]	M/Z's FORMING RATIO	ION ABUNDANCE RATIO CS0	CS1	CS2	CS3	CS4	CS5	CS6	QC LIMITS[2]
3-OH-Chrysene		**316/301**		1.86	1.93	1.92	1.93	1.98	1.99	1.26-2.61
3-OH-Benzo[a]pyrene		**340/325**		10.1	6.81	5.28	4.93	4.78	5.02	4.00-8.30
9-OH-Benzo[a]pyrene		**340/325**		11.7	5.56	6.42	5.82	6.10	6.37	4.54-9.44
3-OH-Benz[a]anthracene		**316/301**		1.75	2.13	2.37	1.97	2.00	2.02	1.33-2.75
7,8-Diol-Benzo[a]pyrene, cis		**191/252**				9.78	9.93	9.03	12.1	5.11-15.3
7,8-Diol-Benzo[a]pyrene, trans		**191/252**				11.9	14.7	11.8	18.1	7.07-21.2

(1) Where applicable, custom lab flags have been used on this report.
(2) QC limits are +/- 20% of the theoretical ion ratios for calibration standards CS2 to CS5, and +/- 50% for calibration standard CS1.

These data are validated and reported as accurate and in accord with AXYS Analytical Services Ltd. ISO17025 compliant quality assurance processes.
Signed: _____Million Woudneh_____

For Axys Internal Use Only [XSL Template: Form3C.xsl; Created: 01-May-2014 09:23:58; Application: XMLTransformer-1.13.65;
Report Filename: GENERIC-SPECS_Pest_11-Apr-2014_MP4B__Form3C_GS54511.html; Workgroup: WG47118; Design ID: 2302]

AXYS METHOD MLA-905 DRAFT

Form 3D
INITIAL CALIBRATION ION ABUNDANCE RATIOS

AXYS ANALYTICAL SERVICES
2045 MILLS RD., SIDNEY, B.C., CANADA
V8L 5X2 TEL (250) 655-5800 FAX (250) 655-5811

Initial Calibration Date: 11-Apr-2014

Instrument ID: HR GC/MS

GC Column ID: DB17-MS

CS0 Data Filename: N/A

CS1 Data Filename: MP4B_099 S: 2

CS2 Data Filename: MP4B_099 S: 3

CS3 Data Filename: MP4B_099 S: 4

CS4 Data Filename: MP4B_099 S: 9

CS5 Data Filename: MP4B_099 S: 8

CS6 Data Filename: MP4B_099 S: 7

LABELED COMPOUND	LAB FLAG[1]	M/Z's FORMING RATIO	ION ABUNDANCE RATIO CS0	CS1	CS2	CS3	CS4	CS5	CS6	QC LIMITS[2]
13C6-3-OH-Chrysene		**322/307**		1.97	1.89	1.86	1.88	1.95	1.94	1.24-2.59
13C6-1-OH-Benz[a]anthracene		**322/307**		2.20	2.35	2.21	2.25	2.17	2.26	1.46-3.02
d11-3-OH-Benzo[a]pyrene		**351/336**		5.23	5.24	5.00	4.98	5.02	5.08	3.31-6.87
13C12-4'-OH-3,3',4,5'-TetraCB		**390/392**		0.76	0.77	0.76	0.75	0.78	0.76	0.65-0.89

(1) Where applicable, custom lab flags have been used on this report.

These data are validated and reported as accurate and in accord with AXYS Analytical Services Ltd. ISO17025 compliant quality assurance processes.
Signed: _____Million Woudneh_____

For Axys Internal Use Only [XSL Template: Form3D.xsl; Created: 01-May-2014 09:23:58; Application: XMLTransformer-1.13.65;
Report Filename: GENERIC-SPECS_Pest_11-Apr-2014_MP4B__Form3D_GS54511.html; Workgroup: WG47118; Design ID: 2302]

AXYS METHOD MLA-905 DRAFT

Form 4A
CALIBRATION VERIFICATION

AXYS ANALYTICAL SERVICES
2045 MILLS RD., SIDNEY, B.C., CANADA
V8L 5X2 TEL (250) 655-5800 FAX (250) 655-5811

Initial Calibration Date:	11-Apr-2014	**VER Data Filename:**	MP4B_099 S: 8
Instrument ID:	HR GC/MS	**Analysis Date:**	11-Apr-2014
GC Column ID:	DB17-MS	**Analysis Time:**	20:06:01

COMPOUND	CAS NO.	LAB FLAG [1]	m/e ION CHANNELS	ION ABUND. RATIO	QC LIMITS	CONC. FOUND (ng/mL)	CONC. RANGE (ng/mL)
3-OH-Chrysene	63019-39-6		316/301	1.98	1.29-2.67	52.0	35.2-65.4
3-OH-Benzo[a]pyrene	13345-21-6		340/325	4.89	3.18-6.60	60.6	35.2-65.4
9-OH-Benzo[a]pyrene	17573-21-6		340/325	6.10	3.97-8.24	47.9	35.6-66.1
3-OH-Benz[a]anthracene	4834-35-9		316/301	2.00	1.30-2.70	52.0	35.1-65.3
7,8-Diol-Benzo[a]pyrene, cis	60657-25-2		191/252	8.96	4.48-13.4	60.1	35.1-65.1
7,8-Diol-Benzo[a]pyrene, trans	60864-95-1		191/252	12.2	6.11-18.3	54.0	34.7-64.5

(1) Where applicable, custom lab flags have been used on this report.

These data are validated and reported as accurate and in accord with AXYS Analytical Services Ltd. ISO17025 compliant quality assurance processes.
Signed: _____Million Woudneh_____

For Axys Internal Use Only [XSL Template: Pest4A.xsl; Created: 01-May-2014 09:23:58; Application: XMLTransformer-1.13.65;
Report Filename: GENERIC-SPECS_Pest_MP4B_099S8__Form4A_SJ1735536.html; Workgroup: WG47118; Design ID: 2302]

AXYS METHOD MLA-905 DRAFT

Form 4B
CALIBRATION VERIFICATION

AXYS ANALYTICAL SERVICES
2045 MILLS RD., SIDNEY, B.C., CANADA
V8L 5X2 TEL (250) 655-5800 FAX (250) 655-5811

Initial Calibration Date:	11-Apr-2014	**VER Data Filename:**	MP4B_099 S: 8
Instrument ID:	HR GC/MS	**Analysis Date:**	11-Apr-2014
GC Column ID:	DB17-MS	**Analysis Time:**	20:06:01

LABELED COMPOUND	CAS NO.	LAB FLAG [1]	m/e ION CHANNELS	ION ABUND. RATIO	QC LIMITS	CONC. FOUND (ng/mL)	CONC. RANGE (ng/mL)
13C6-3-OH-Chrysene			322/307	1.95	1.27-2.63	232	127-380
13C6-1-OH-Benz[a]anthracene			322/307	2.17	1.41-2.93	244	130-390
d11-3-OH-Benzo[a]pyrene			351/336	5.02	3.26-6.78	194	51.2-307
13C12-4'-OH-3,3',4,5'-TetraCB			390/392	0.78	0.65-0.89	243	150-350
				0	N/A		-

(1) Where applicable, custom lab flags have been used on this report.

These data are validated and reported as accurate and in accord with AXYS Analytical Services Ltd. ISO17025 compliant quality assurance processes.
Signed: _____Million Woudneh_____

For Axys Internal Use Only [XSL Template: Pest4B.xsl; Created: 01-May-2014 09:23:58; Application: XMLTransformer-1.13.65;
Report Filename: GENERIC-SPECS_Pest_MP4B_099S8__Form4B_SJ1735536.html; Workgroup: WG47118; Design ID: 2302]

www.axysanalytical.com

Experiment : MP-DB17MS-1_03
GC Program : MP-DB17MS-1_01
Column type : DB17-MS
Serial # : US9271737H
kPa : 208
Vol injected: 2.0uL
PMT Voltage : 399

Temps -source: 250
-s resv: 160
-re_ent: 270
-cap_1 : 270
-cap_2 : 270

Tune : RT
List : RT
Check :
LIMS :
Logfile:

Date -list : 15-APR-2014
-liner : 14-Apr-2014
-septum: 14-Apr-2014
-guard : 30cm 14-Apr-14
-column: 20cm 23-Sep-10
-t line: 30cm 23-Sep-10

#	Data file	S	V	Sample Text	Comments	Acquisition Date/Time
1	MP4B_101	1	1	MP002E-CAL,,/01	1,,2.0uL Cal	15-APR-14 08:35:04
2	MP4B_101	2	2	MPWG47118-107-CAL,,SAR	1,WG47118,2.0/200uL	15-APR-14 09:08:40
3	MP4B_101	3	3	Toluene,,	1,,2.0uL	15-APR-14 09:42:22
4	MP4B_101	4	4	Toluene,,	1,,2.0uL	15-APR-14 10:16:01
5	MP4B_101	5	5	L21241-1,I2,	1,WG47118,2.0/200uL	15-APR-14 10:49:43
6	MP4B_101	6	6	L21241-2,WI,	4,WG47118,2.0/800uL	15-APR-14 11:23:20
7	MP4B_101	7	7	L21234-2,WI,	4,WG47118,2.0/800uL	15-APR-14 11:57:01
8	MP4B_101	8	8	L21241-4,WI,	4,WG47118,2.0/800uL	15-APR-14 12:30:38
9	MP4B_101	9	9	L21234-4,WI,	4,WG47118,2.0/800uL	15-APR-14 13:04:15
10	MP4B_101	10	10	Toluene,,	1,,2.0uL	15-APR-14 13:37:55
11	MP4B_101	11	11	L21234-3,W,	4,WG47118,2.0/800uL	15-APR-14 14:11:32
12	MP4B_101	12	12	L21241-3,W,	4,WG47118,2.0/800uL	15-APR-14 14:45:08
13	MP4B_101	13	13	MP002E-CAL,,/01	1,,2.0uL Cal	15-APR-14 15:18:48
14	MP4B_101	14	14	MPWG47118-107-CAL,,SAR	1,WG47118,2.0/200uL	15-APR-14 15:52:24
15	MP4B_101	15	15	Toluene,,	1,,2.0uL	15-APR-14 16:26:00
16	MP4B_101	16	16	L21236-7,W,	4,WG47118,2.0/800uL	15-APR-14 16:59:38
17	MP4B_101	17	17	L21234-6,W,	4,WG47118,2.0/800uL	15-APR-14 17:33:13
18	MP4B_101	18	18	L21234-7,W,	4,WG47118,2.0/800uL	15-APR-14 18:06:54
19	MP4B_101	19	19	L21234-5,WI,	4,WG47118,2.0/800uL	15-APR-14 18:40:30
20	MP4B_101	20	20	L21241-5,WI,	4,WG47118,2.0/800uL	15-APR-14 19:14:13
21	MP4B_101	21	21	L21241-6,N,	20,WG47118,2.0/100uL	15-APR-14 19:47:50
22	MP4B_101	22	22	L21234-8,N,	20,WG47118,2.0/100uL	15-APR-14 20:21:26
23	MP4B_101	23	23	L21236-8,N,	20,WG47118,2.0/100uL	15-APR-14 20:55:06
24	MP4B_101	24	24	Toluene,,	1,,2.0uL	15-APR-14 21:28:41
25	MP4B_101	25	13	MP002E-CAL,,/01	1,,2.0uL Cal	15-APR-14 22:02:22
26	MP4B_101	26	14	MPWG47118-107-CAL,,SAR	1,WG47118,2.0/200uL	15-APR-14 22:36:02



Peak Locate Examination:15-APR-2014:08:30 File:MP4B_100CAL2(_101CAL)
Experiment:MP-DB17MS-1_03 Function:1 Reference:PFK

approved by RT 15APR2014

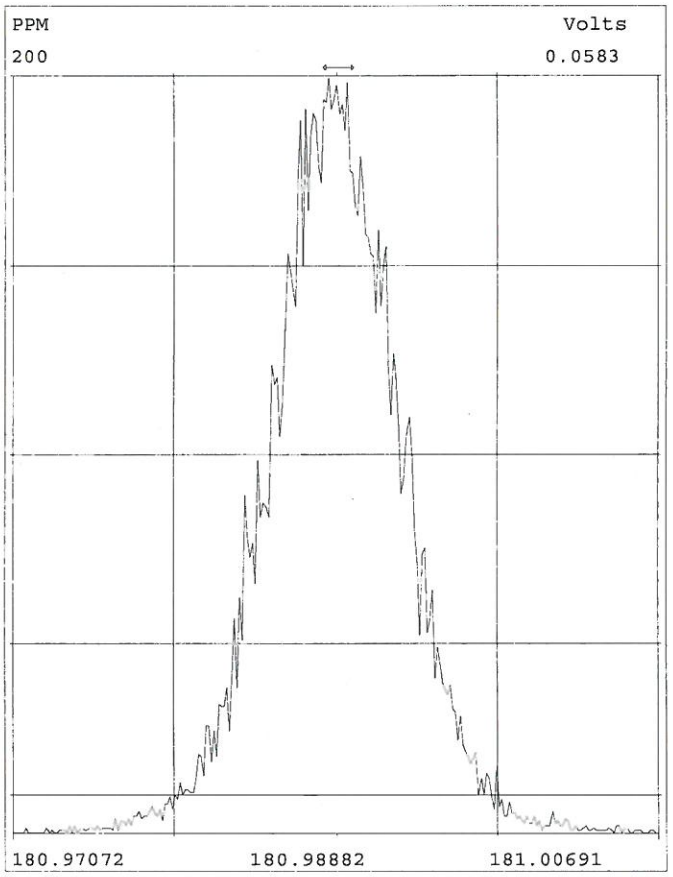

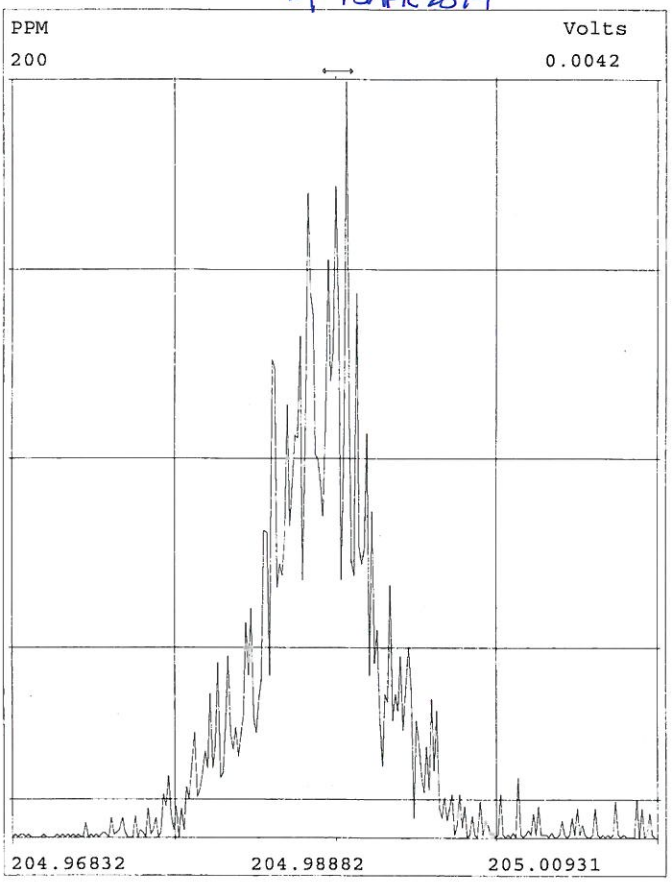

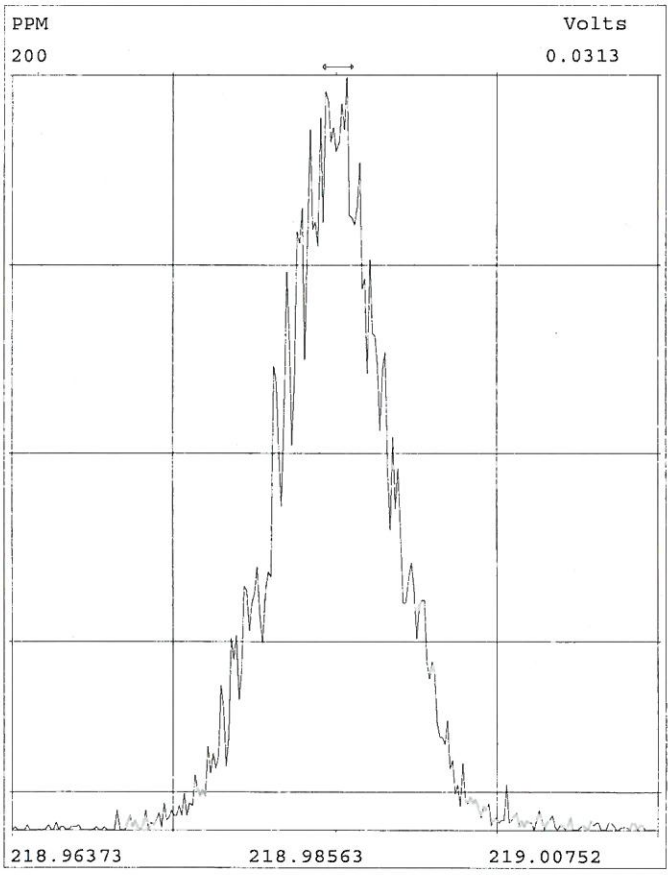

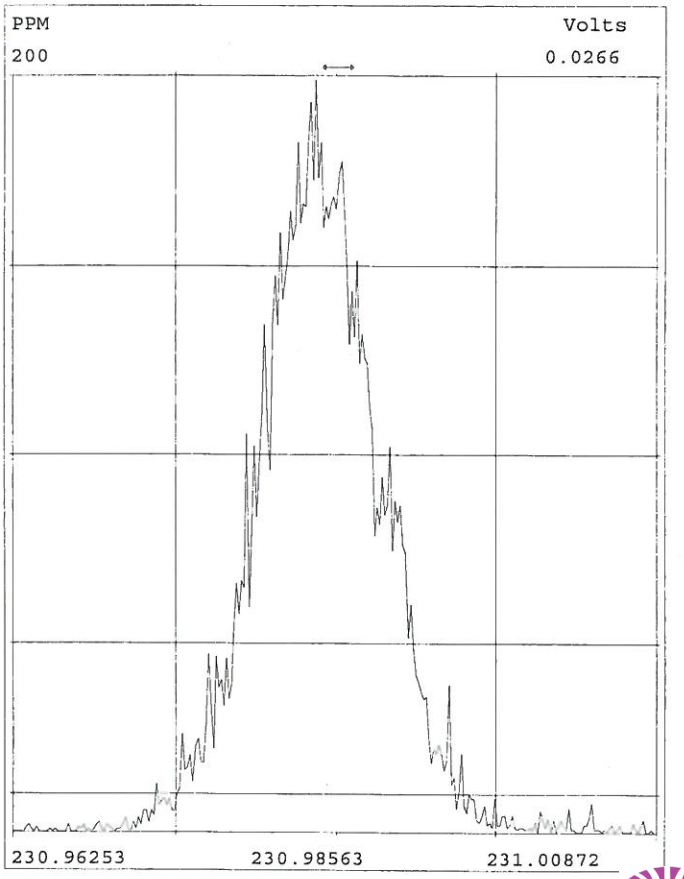

Peak Locate Examination:15-APR-2014:08:31 File:MP4B_100CAL2(_101CAL)

Experiment:MP-DB17MS-1_03 Function:2 Reference:PFK

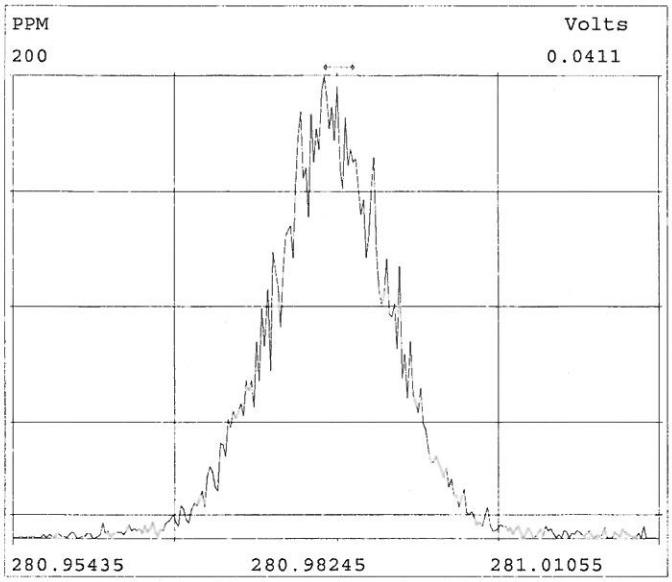

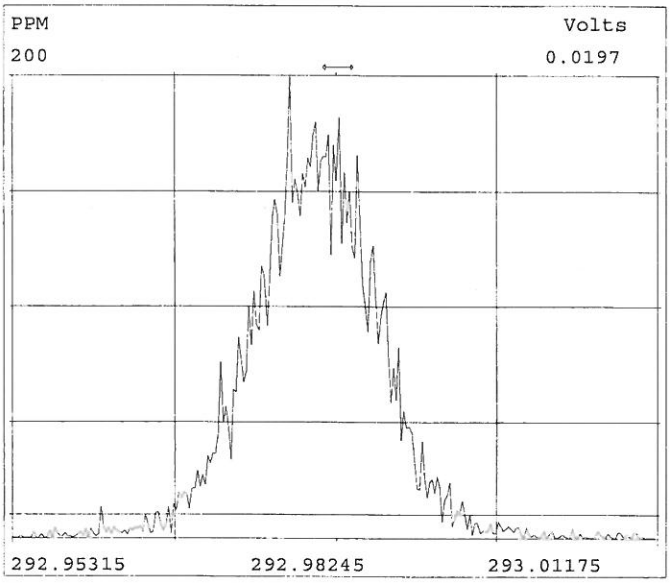

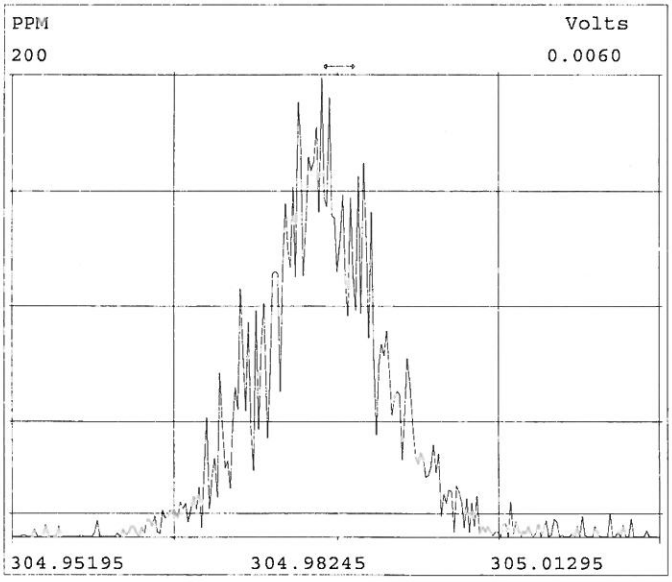

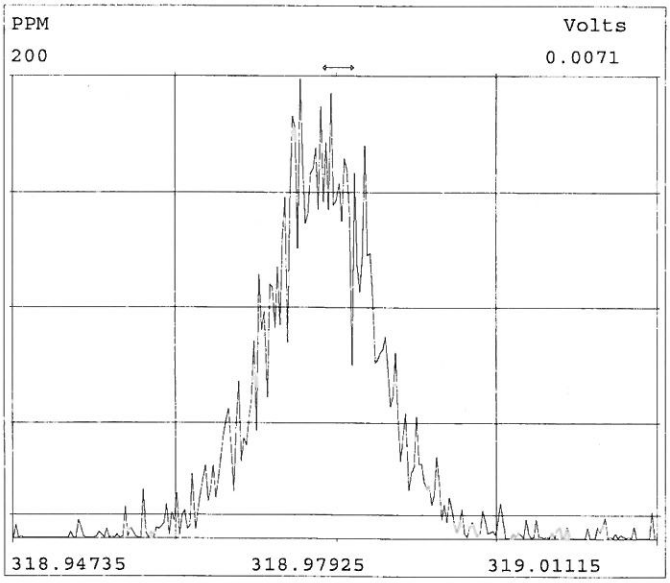

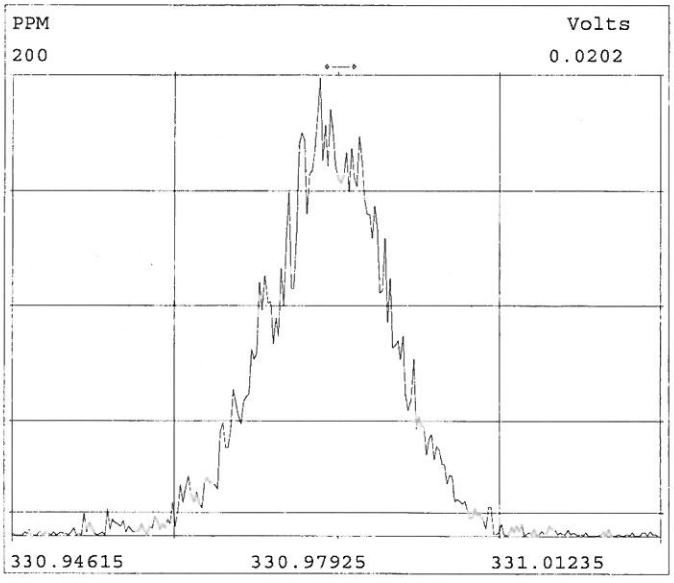

Peak Locate Examination:15-APR-2014:08:31 File:MP4B_100CAL2(_101CAL)
Experiment:MP-DB17MS-1_03 Function:3 Reference:PFK



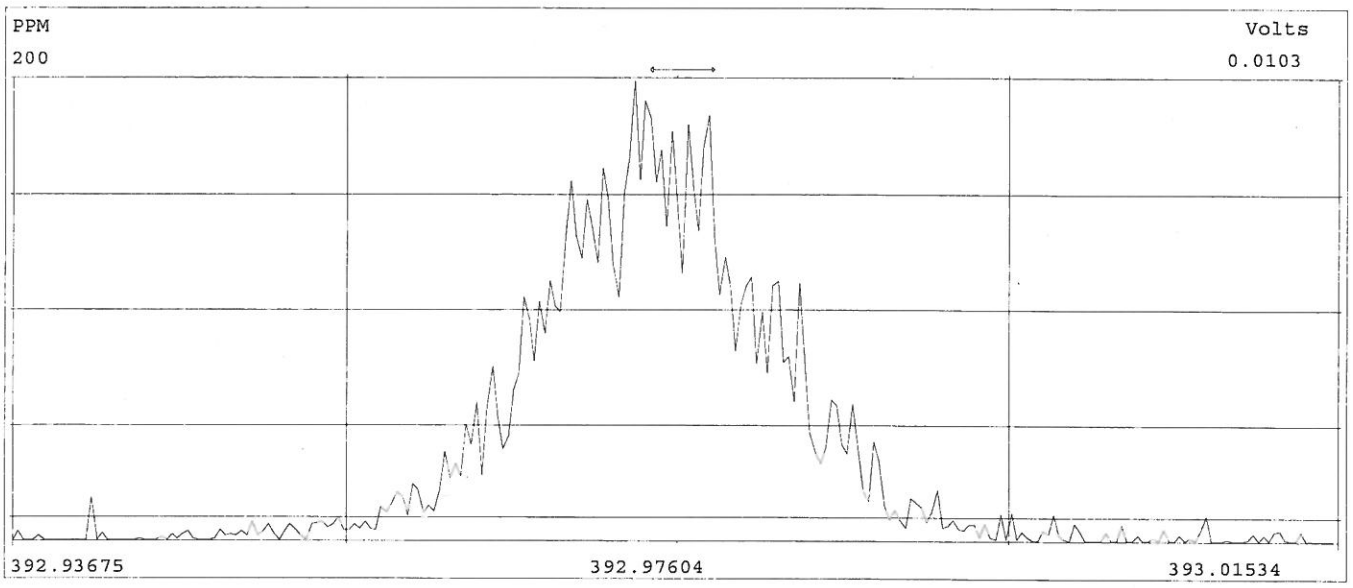

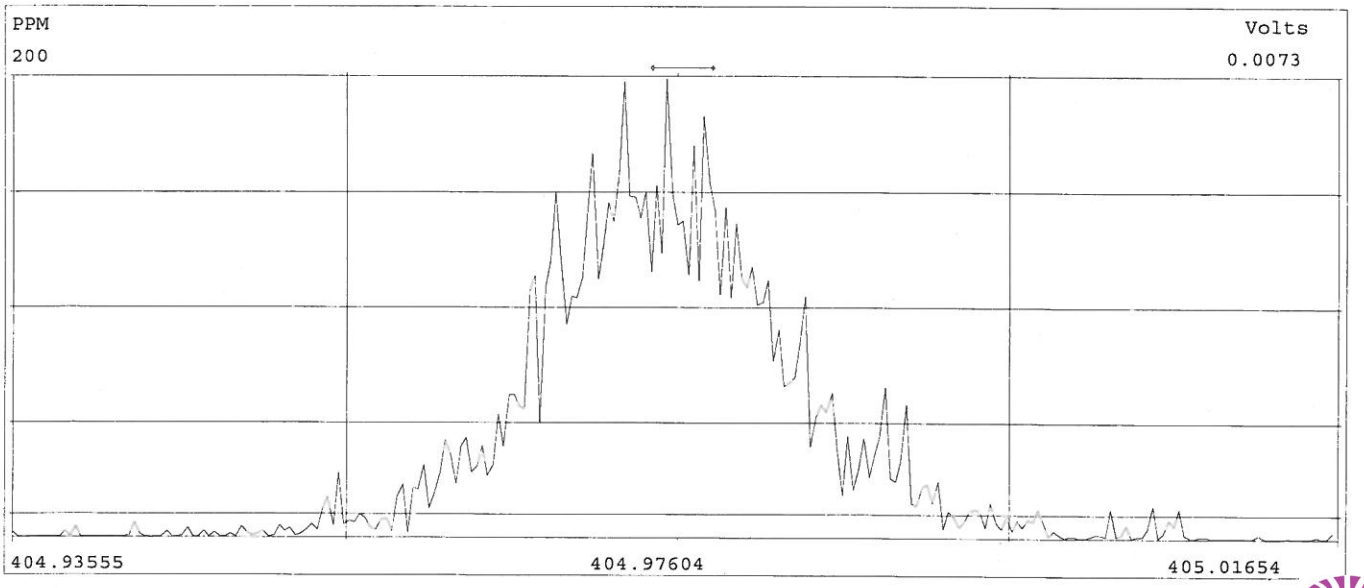

Peak Locate Examination:15-APR-2014:08:32 File:MP4B_100CAL2(_101CAL)
Experiment:MP-DB17MS-1_03 Function:4 Reference:PFK

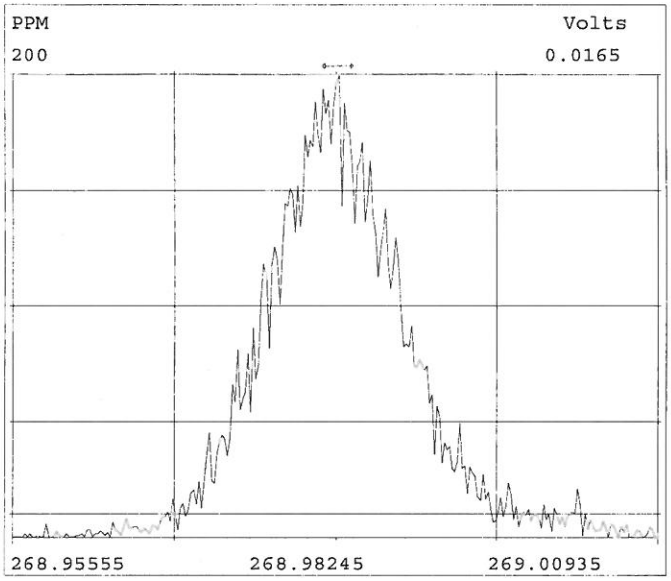

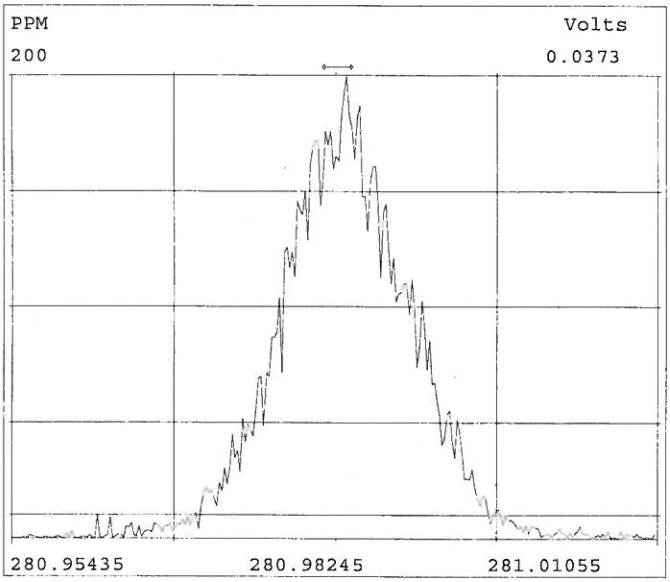

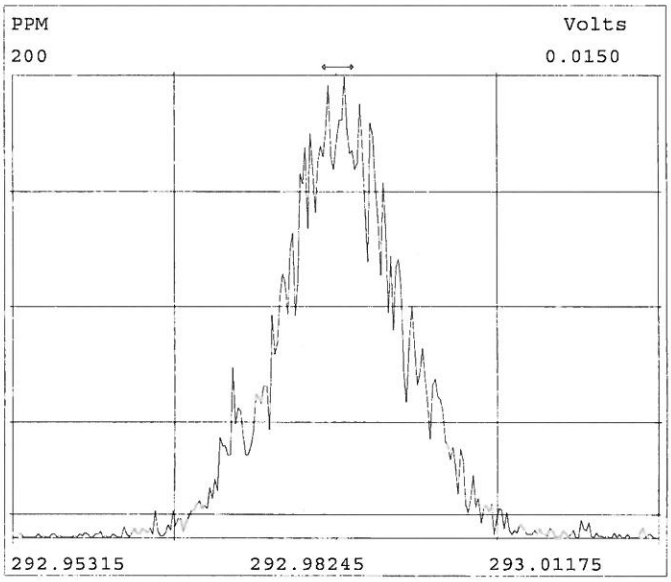

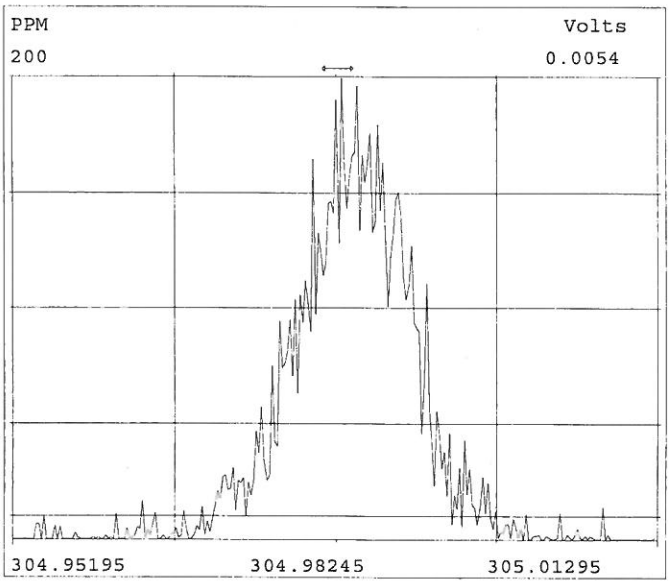

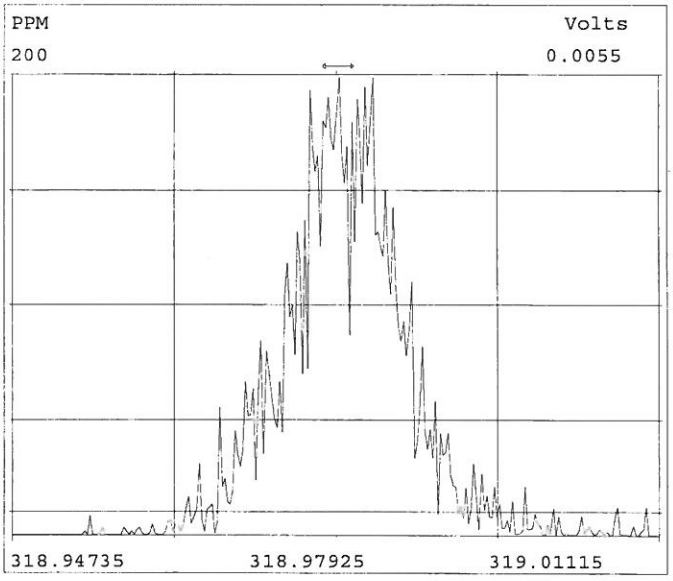

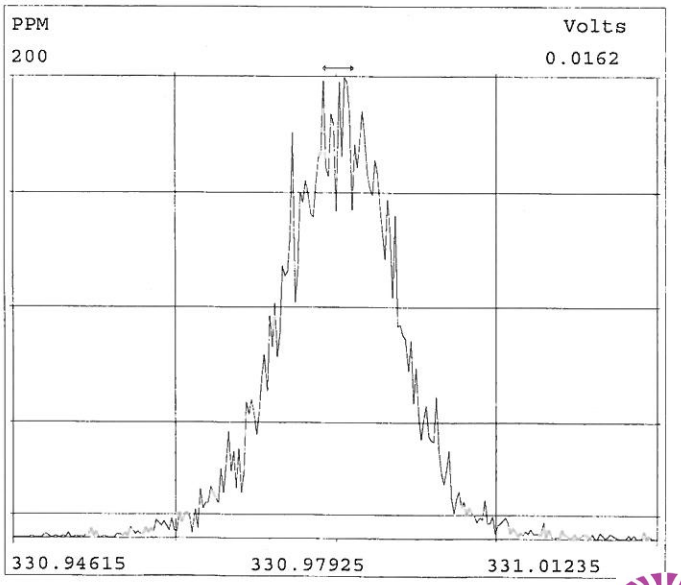

Peak Locate Examination:15-APR-2014:08:33 File:MP4B_100CAL2(_101CAL)

Experiment:MP-DB17MS-1_03 Function:5 Reference:PFK

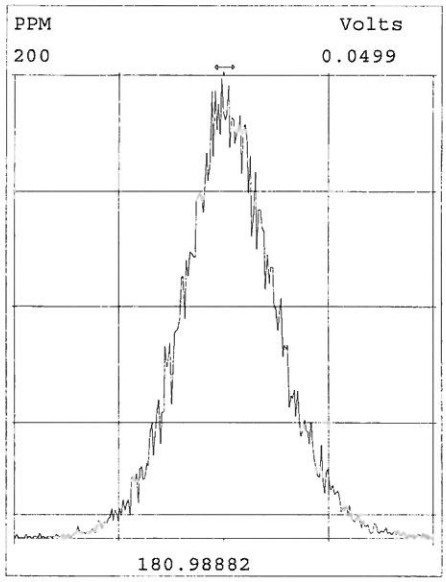

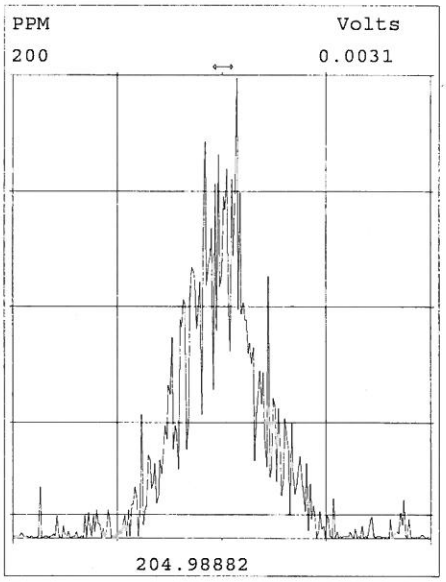

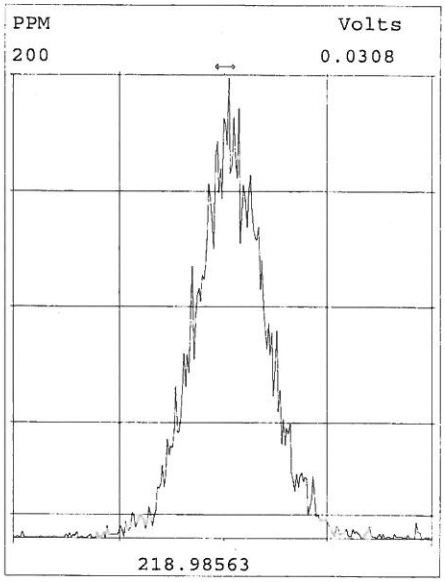

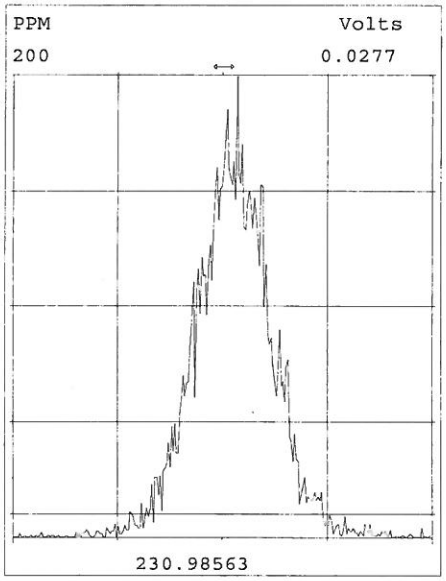

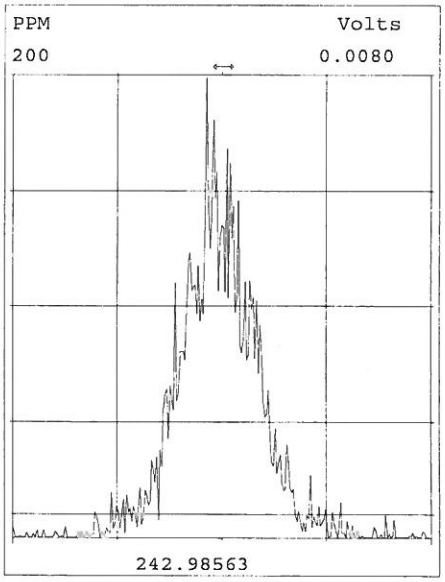

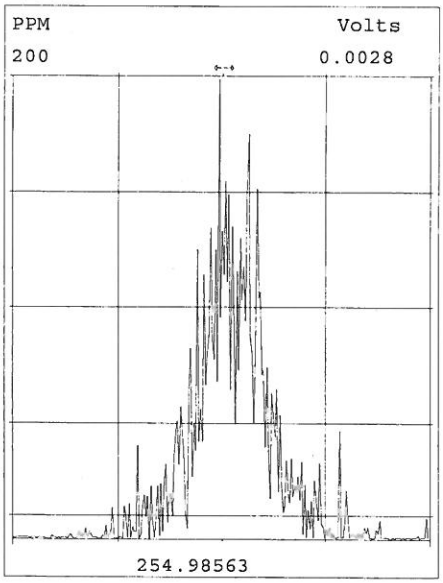

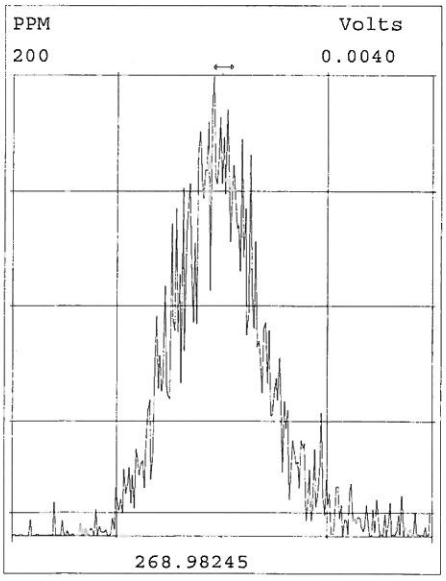

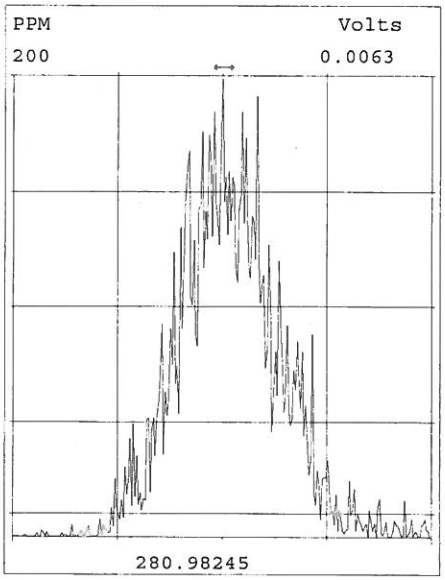

Peak Locate Examination:15-APR-2014:08:33 File:MP4B_100CAL2(_101CAL)

Experiment:MP-DB17MS-1_03 Function:6 Reference:PFK

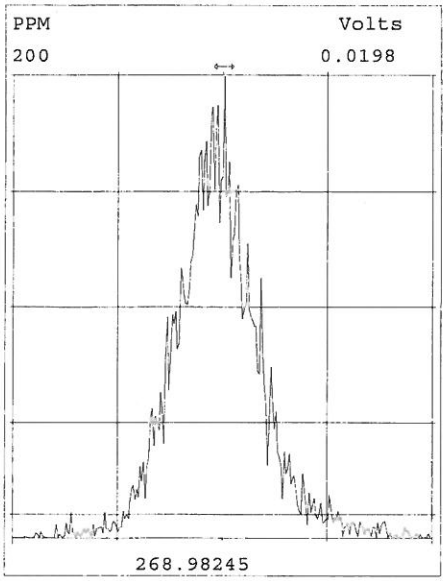

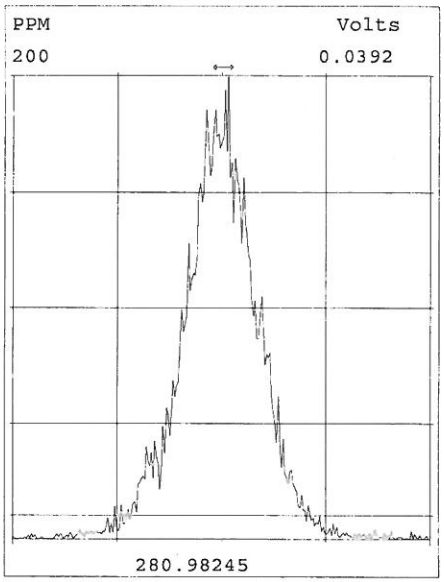

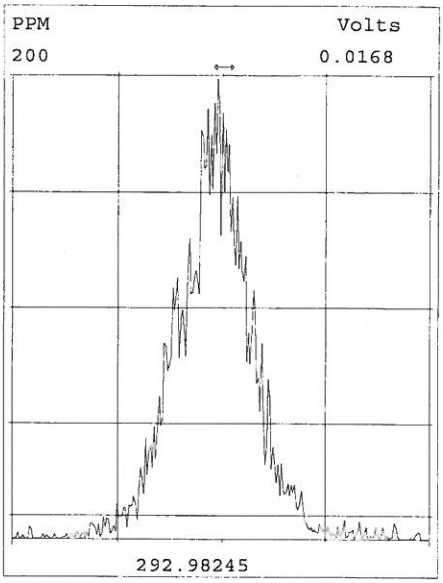

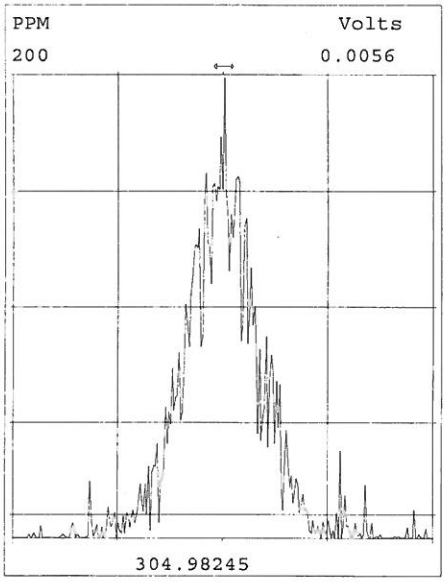

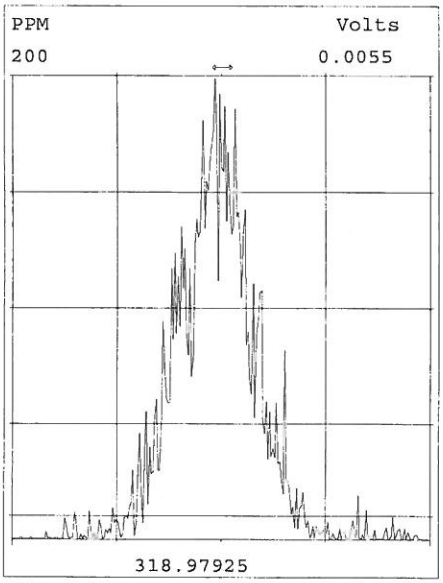

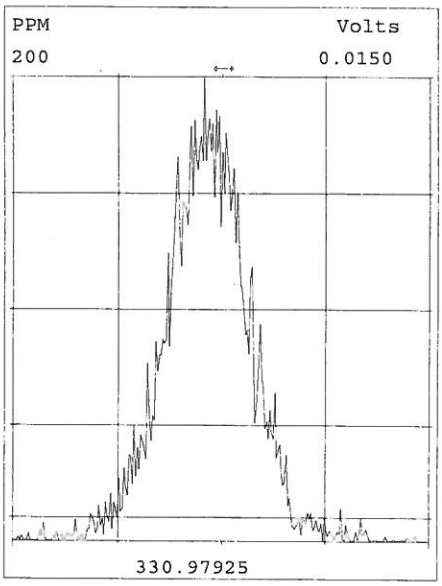

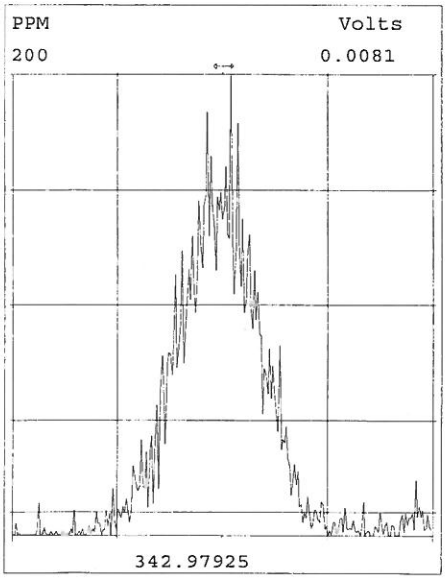

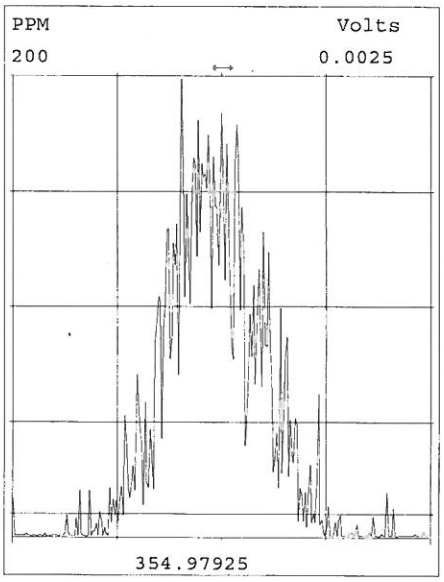

Peak Locate Examination:16-APR-2014:07:50 File:MP4B_101CAL2
Experiment:MP-DB17MS-1_03 Function:1 Reference:PFK

approved by RT 16APR2014

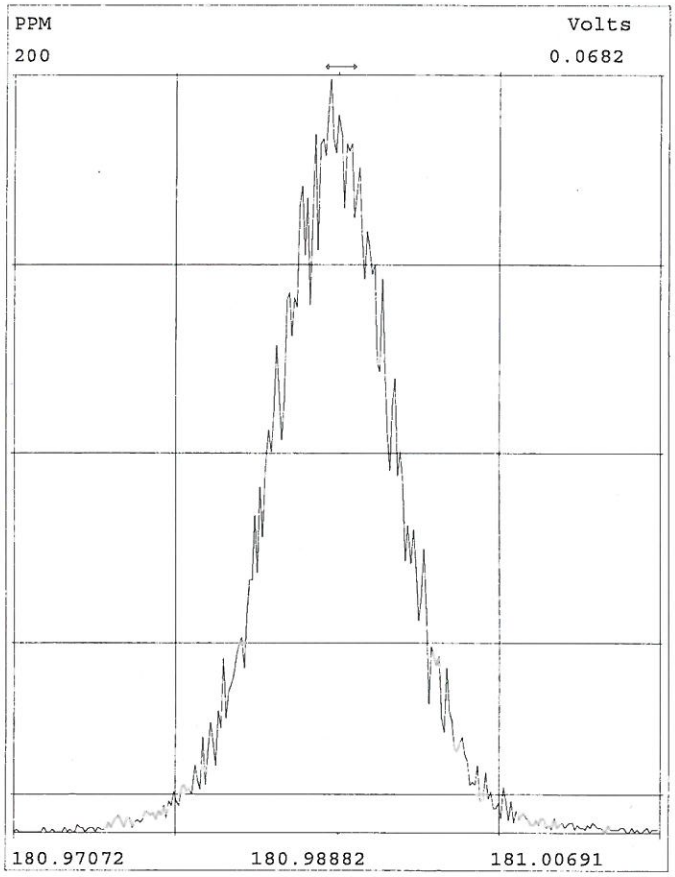

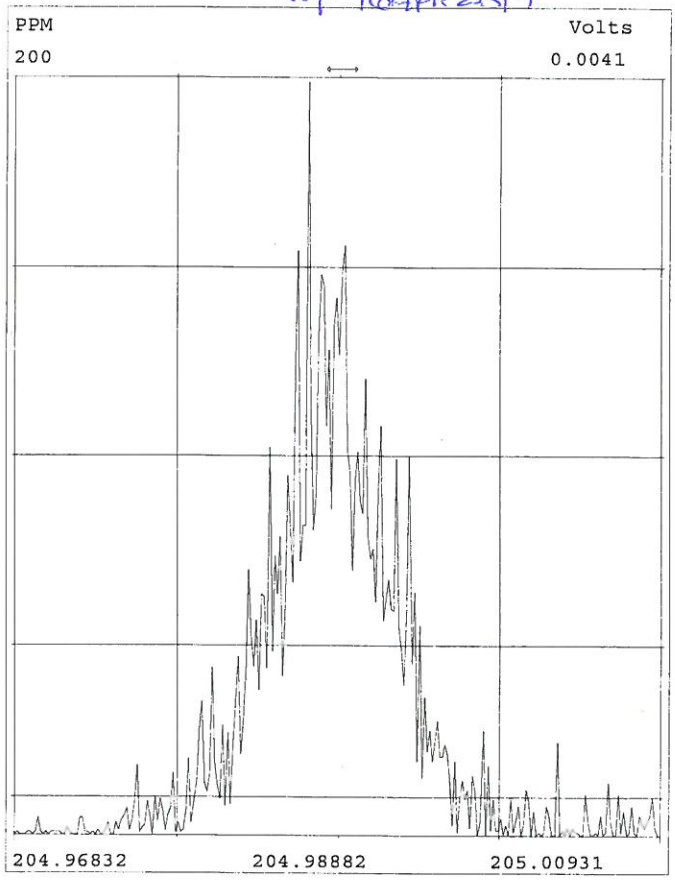

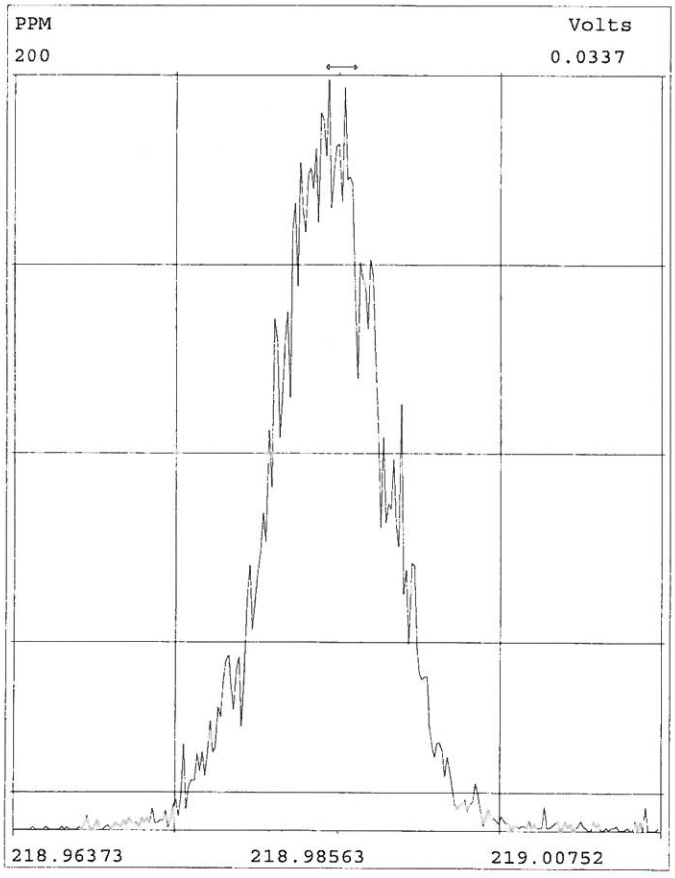

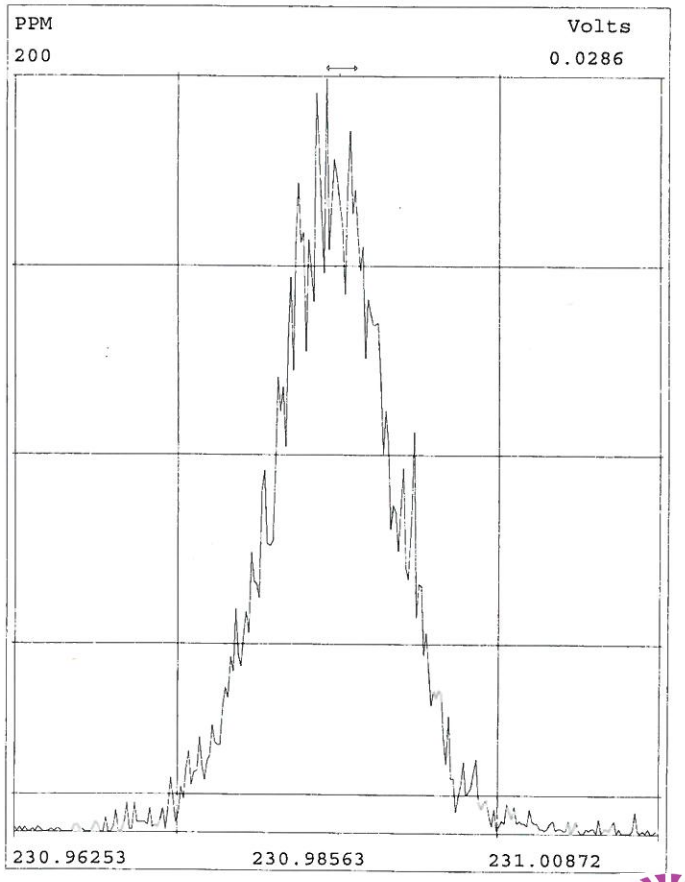

Peak Locate Examination:16-APR-2014:07:50 File:MP4B_101CAL2
Experiment:MP-DB17MS-1_03 Function:2 Reference:PFK

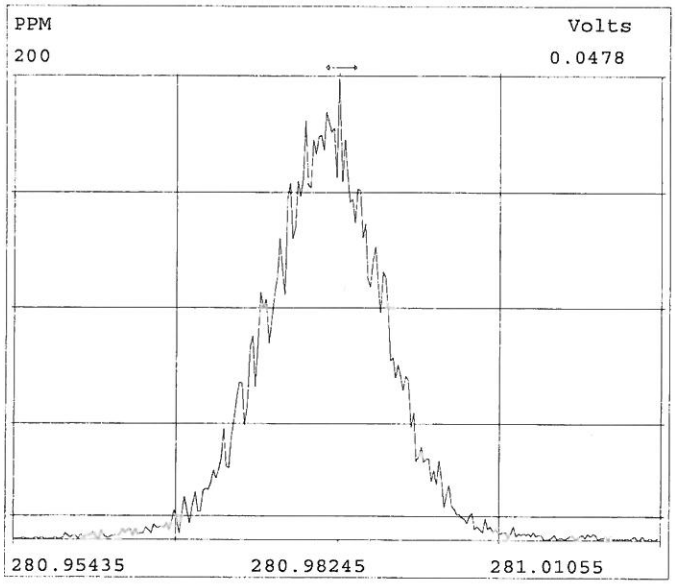

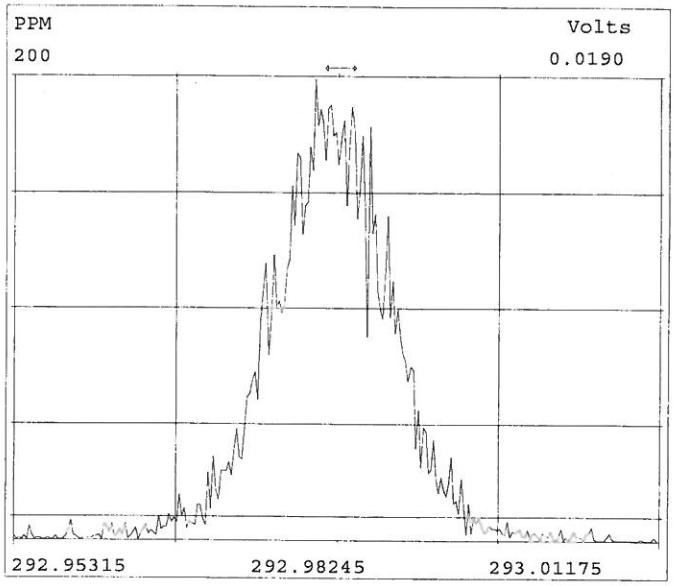

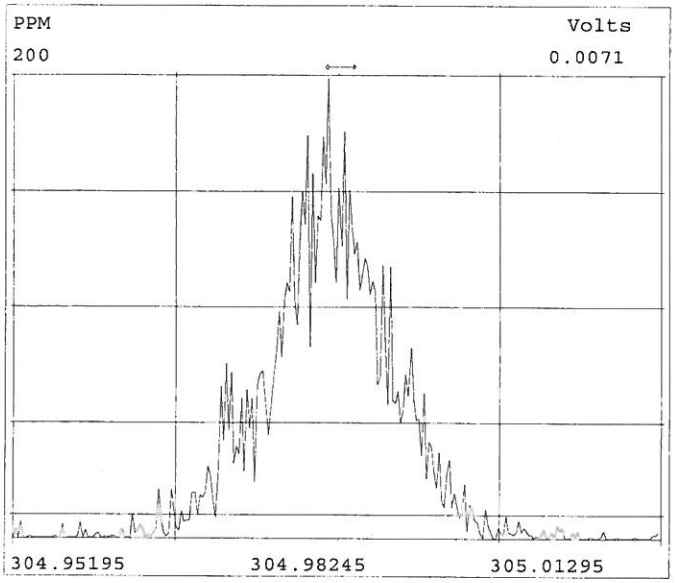

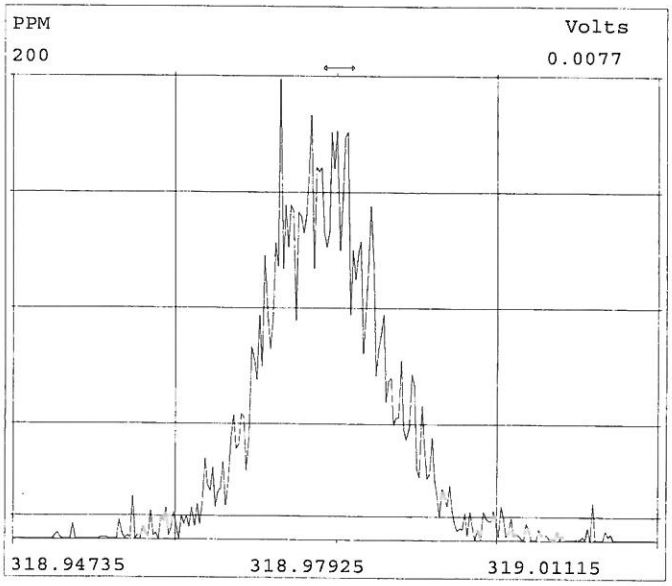

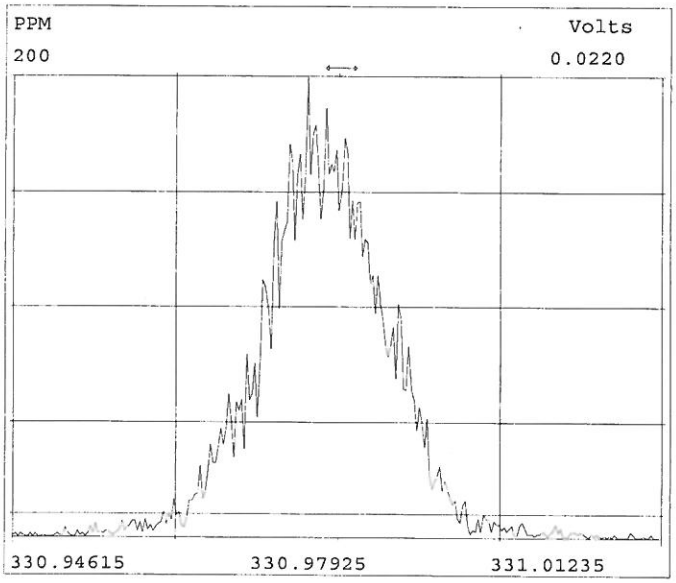

Peak Locate Examination:16-APR-2014:07:51 File:MP4B_101CAL2
Experiment:MP-DB17MS-1_03 Function:3 Reference:PFK

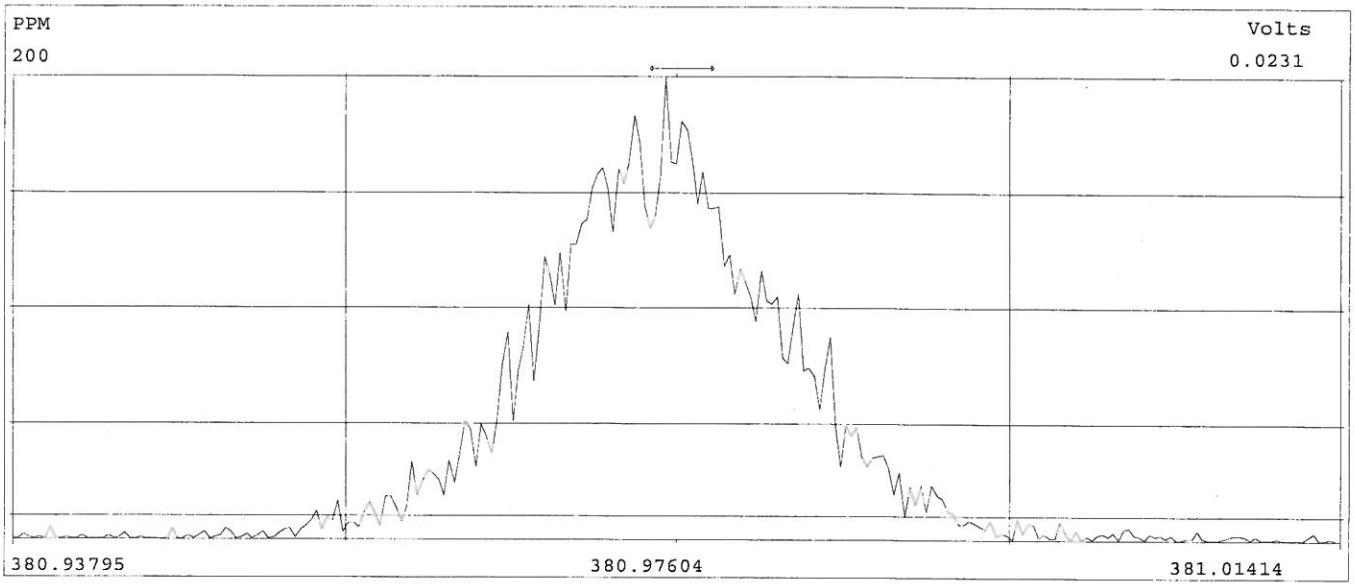

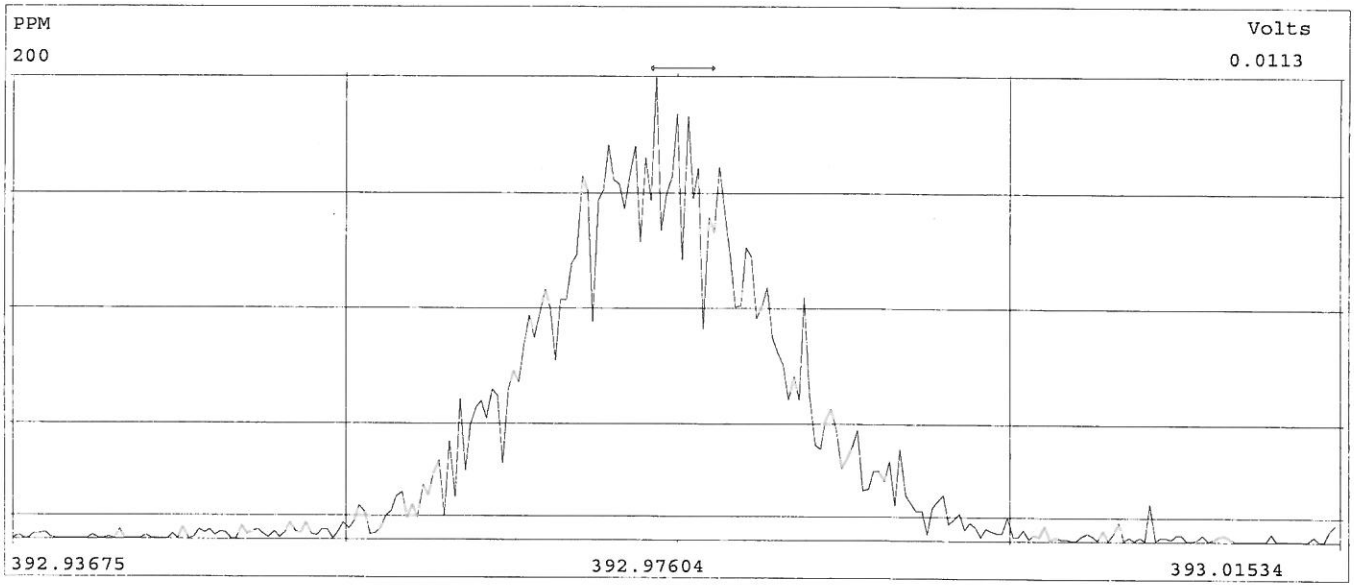

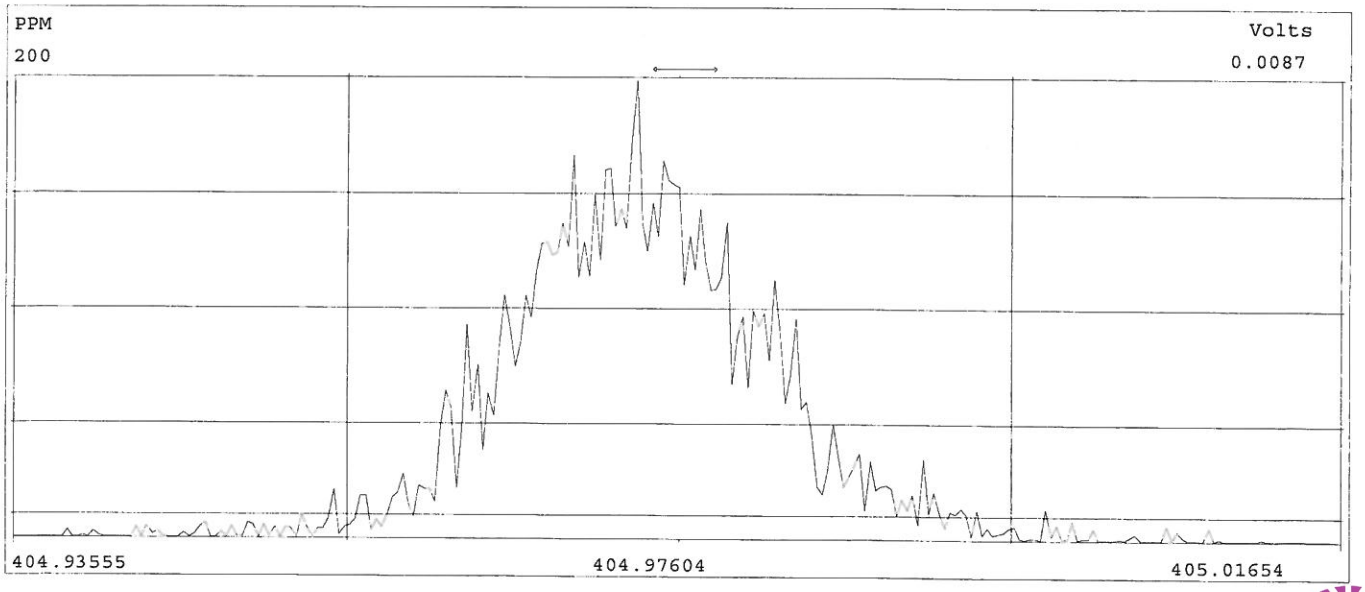

Peak Locate Examination:16-APR-2014:07:51 File:MP4B_101CAL2
Experiment:MP-DB17MS-1_03 Function:4 Reference:PFK

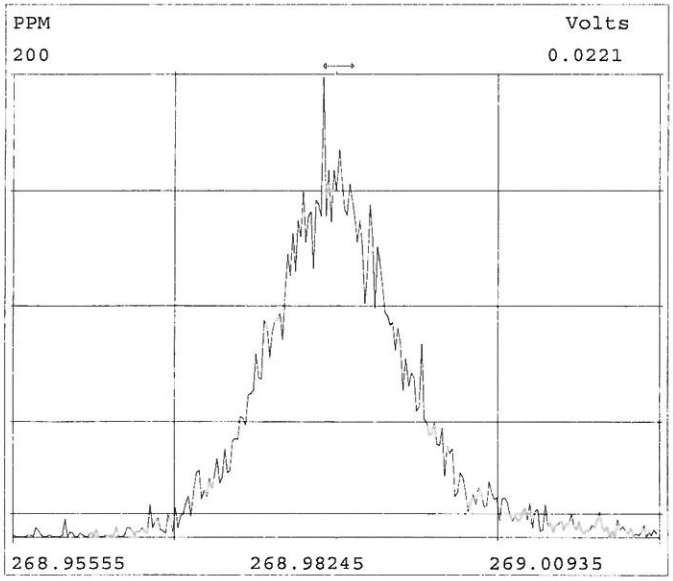

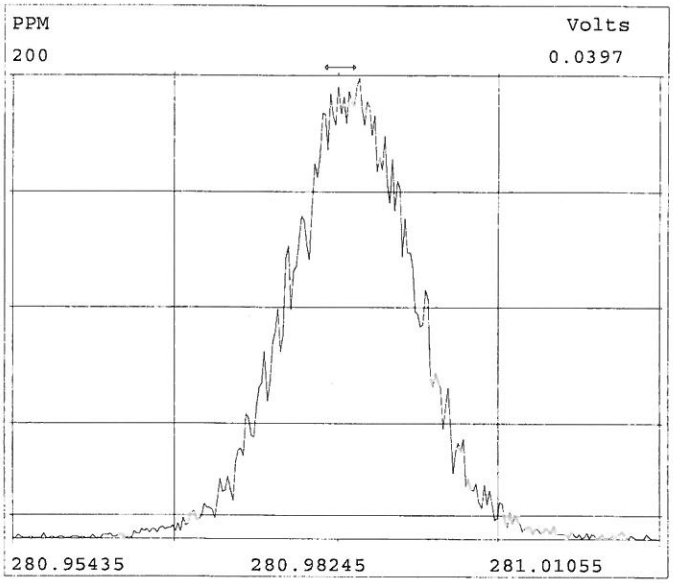

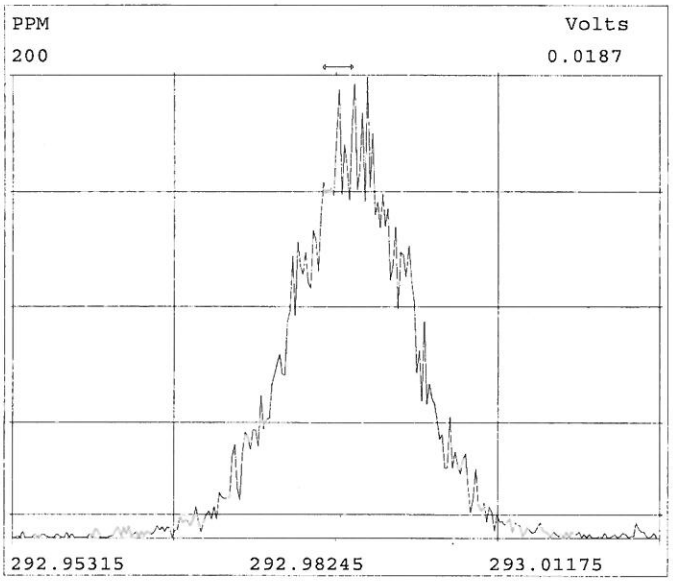

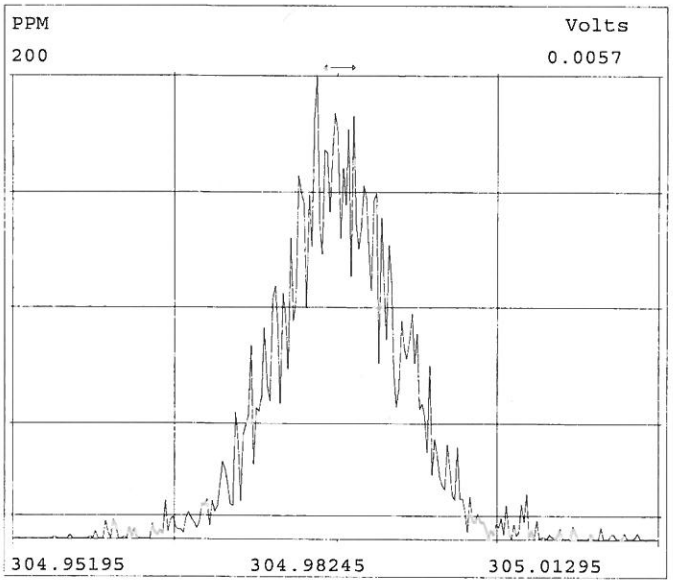

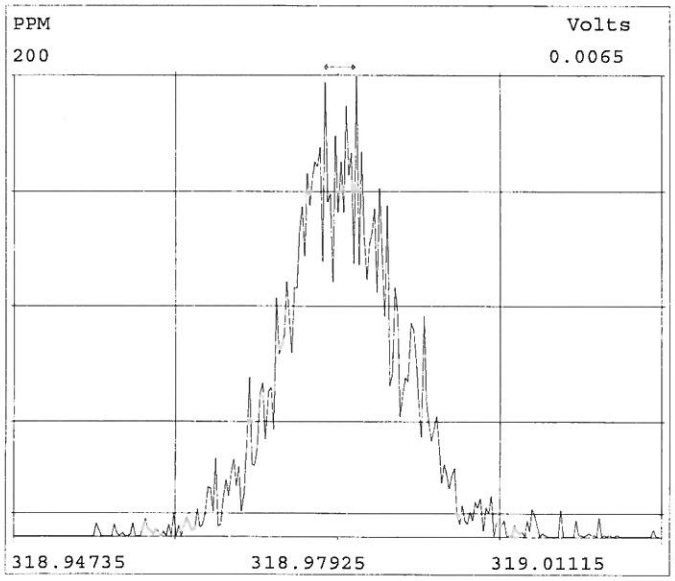

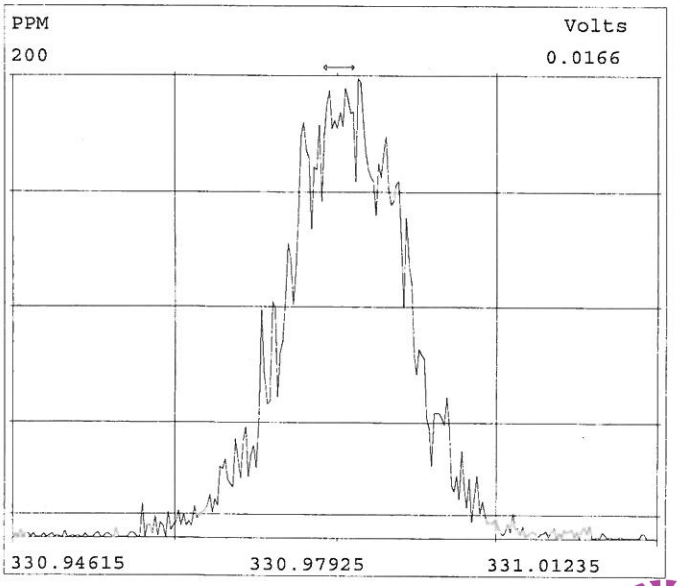

Peak Locate Examination:16-APR-2014:07:52 File:MP4B_101CAL2
Experiment:MP-DB17MS-1_03 Function:5 Reference:PFK

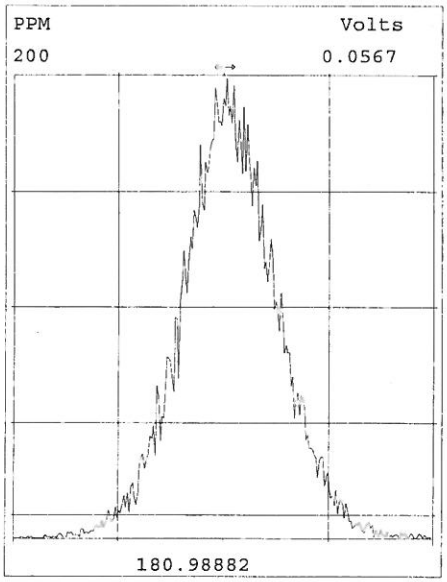

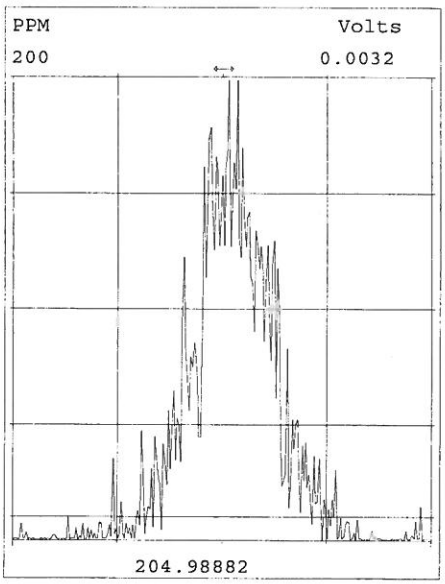

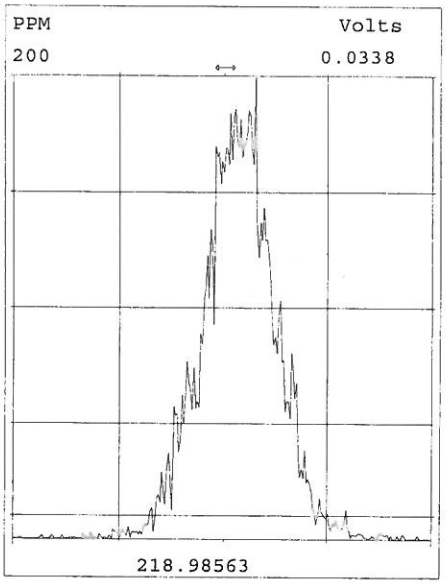

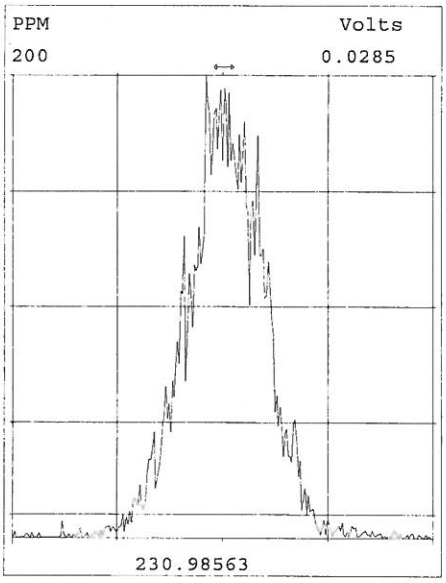

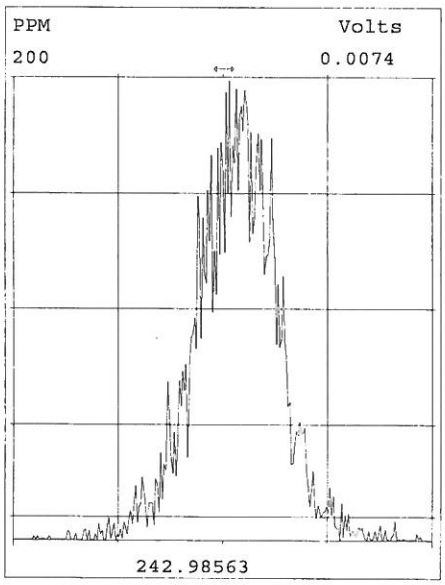

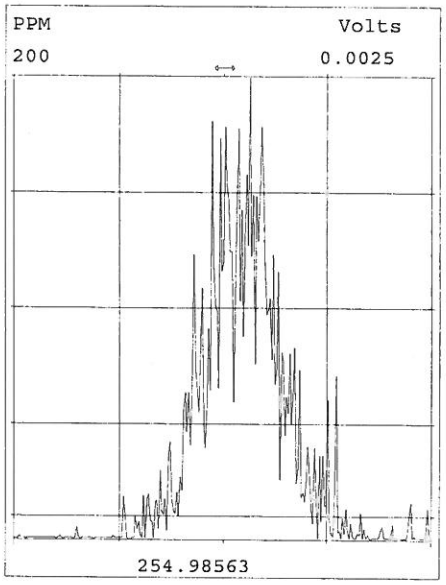

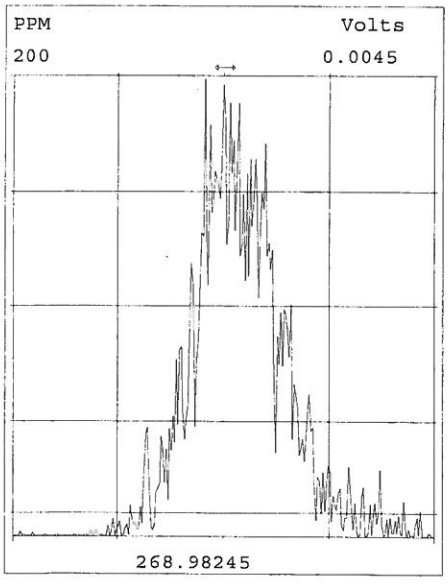

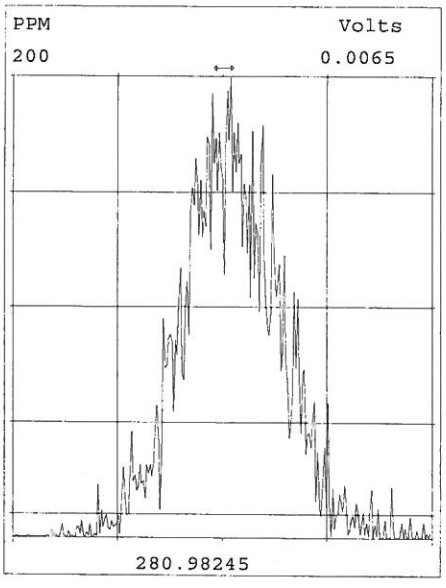

Peak Locate Examination:16-APR-2014:07:53 File:MP4B_101CAL2
Experiment:MP-DB17MS-1_03 Function:6 Reference:PFK

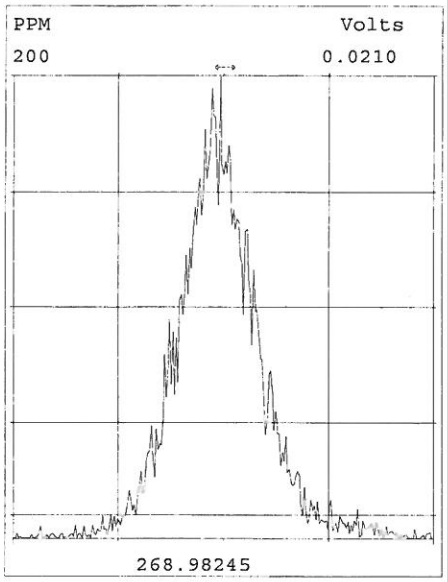

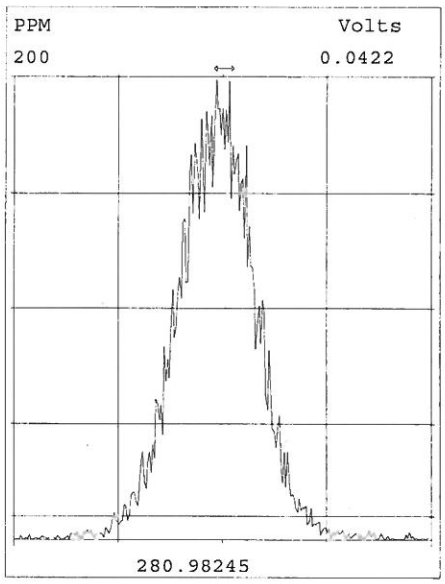

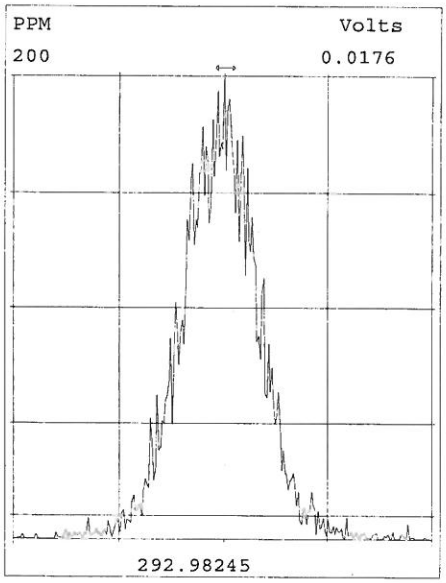

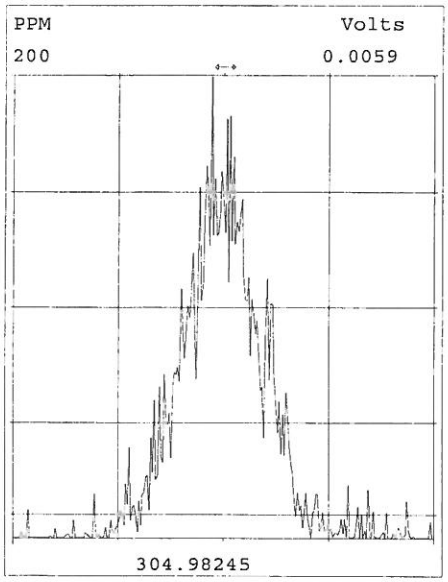

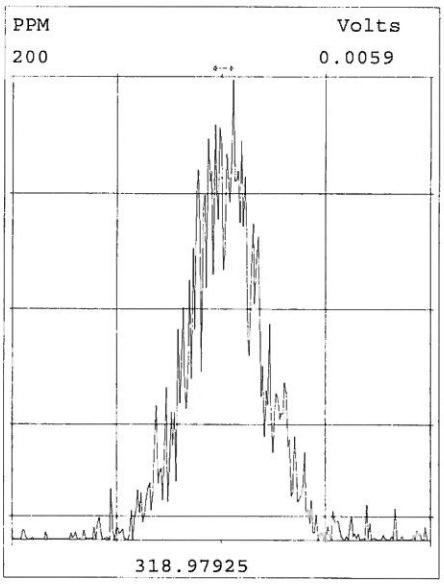

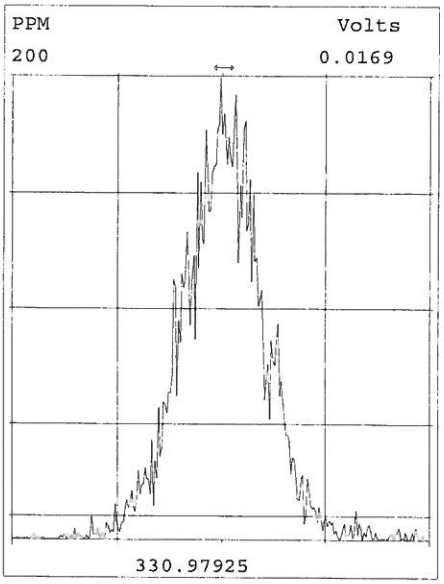

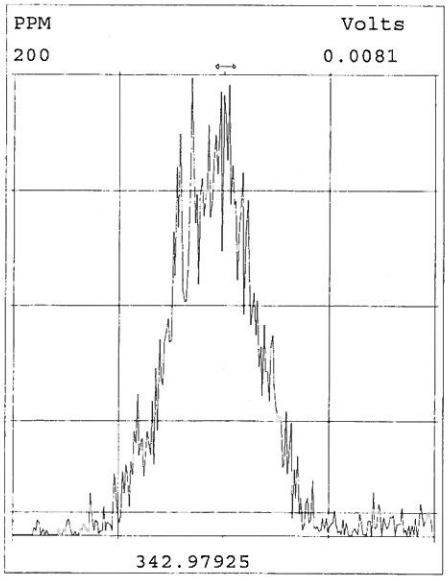

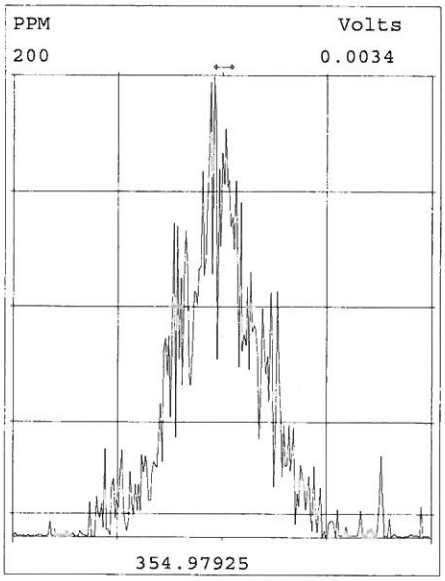

www.axysanalytical.com

MP4B_101-A

	c/q	Data Area	Data File	S	I	AnalyteTable	Factr #1	Factr #2	Size	HC	Sample Text	Comments	Done
1	c	STEM-DEFAULT	MP4B_099	2	1	MP-DB17-C03	0.0500	1.0000	1.000000	y	MP002A-CAL,,»	1,,2.0uL CS-1	y
2	c	STEM-DEFAULT	MP4B_099	3	1	MP-DB17-C03	0.1000	1.0000	1.000000	y	MP002B-CAL,,»	1,,2.0uL CS-2	y
3	c	STEM-DEFAULT	MP4B_099	4	1	MP-DB17-C03	0.2000	1.0000	1.000000	y	MP002C-CAL,,»	1,,2.0uL CS-3	y
4	c	STEM-DEFAULT	MP4B_099	9	1	MP-DB17-C03	1.0000	1.0000	1.000000	y	MP002D-CAL,,»	1,,2.0uL CS-4	y
5	c	STEM-DEFAULT	MP4B_099	8	1	MP-DB17-C03	10.0000	1.0000	1.000000	y	MP002E-CAL,,»	1,,2.0uL CS-5	y
6	c	STEM-DEFAULT	MP4B_099	7	1	MP-DB17-C03	50.0000	1.0000	1.000000	y	MP002F-CAL,,»	1,,2.0uL CS-6	y
7	c	STEM-DEFAULT	MP4B_099	6	1	MP-DB17-C03	100.0000	1.0000	1.000000	y	MP002G-CAL,,»	1,,2.0uL CS-7	y
8	q	STEM-DEFAULT	MP4B_101	1	1	MP-DB17-C03	10.0000	1.0000	1.000000	y	MP002E-CAL,,»	1,,2.0uL Cal	y
9	q	STEM-DEFAULT	MP4B_101	2	1	MP-DB17-S09	1.0000	1.0000	1.000000	y	MPWG47118-10»	1,WG47118,2.0/20»	y
10	q	STEM-DEFAULT	MP4B_101	3	1	MP-DB17-S08	1.0000	1.0000	1.000000	y	Toluene,,	1,,2.0uL	y
11	q	STEM-DEFAULT	MP4B_101	4	1	MP-DB17-S08	1.0000	1.0000	1.000000	y	Toluene,,	1,,2.0uL	y
12	q	STEM-DEFAULT	MP4B_101	5	1	MP-DB17-S08	1.0000	1.0000	4.000000	y	L21241-1,I2,	1,WG47118,2.0/20»	y
13	q	STEM-DEFAULT	MP4B_101	6	1	MP-DB17-S08	1.0000	1.0000	4.000000	y	L21241-2,WI,	4,WG47118,2.0/80»	y
14	q	STEM-DEFAULT	MP4B_101	7	1	MP-DB17-S08	1.0000	1.0000	4.000000	y	L21234-2,WI,	4,WG47118,2.0/80»	y
15	q	STEM-DEFAULT	MP4B_101	8	1	MP-DB17-S08	1.0000	1.0000	3.200000	y	L21241-4,WI,	4,WG47118,2.0/80»	y
16	q	STEM-DEFAULT	MP4B_101	9	1	MP-DB17-S08	1.0000	1.0000	3.900000	y	L21234-4,WI,	4,WG47118,2.0/80»	y
17	q	STEM-DEFAULT	MP4B_101	10	1	MP-DB17-S08	1.0000	1.0000	1.000000	y	Toluene,,	1,,2.0uL	y
18	q	STEM-DEFAULT	MP4B_101	11	1	MP-DB17-S08	1.0000	1.0000	4.000000	y	L21234-3,W,	4,WG47118,2.0/80»	y
19	q	STEM-DEFAULT	MP4B_101	12	1	MP-DB17-S08	1.0000	1.0000	4.000000	y	L21241-3,W,	4,WG47118,2.0/80»	y
20	q	STEM-DEFAULT	MP4B_101	13	1	MP-DB17-C03	10.0000	1.0000	1.000000	y	MP002E-CAL,,»	1,,2.0uL Cal	y
21	q	STEM-DEFAULT	MP4B_101	14	1	MP-DB17-S09	1.0000	1.0000	1.000000	y	MPWG47118-10»	1,WG47118,2.0/20»	y

www.axysanalytical.com

MP4B_101-B

	c/q	Data Area	Data File	S	I	AnalyteTable	Factr #1	Factr #2	Size	HC	Sample Text	Comments	Done
1	c	STEM-DEFAULT	MP4B_099	2	1	MP-DB17-C03	0.0500	1.0000	1.000000	y	MP002A-CAL,,»	1,,2.0uL CS-1	y
2	c	STEM-DEFAULT	MP4B_099	3	1	MP-DB17-C03	0.1000	1.0000	1.000000	y	MP002B-CAL,,»	1,,2.0uL CS-2	y
3	c	STEM-DEFAULT	MP4B_099	4	1	MP-DB17-C03	0.2000	1.0000	1.000000	y	MP002C-CAL,,»	1,,2.0uL CS-3	y
4	c	STEM-DEFAULT	MP4B_099	9	1	MP-DB17-C03	1.0000	1.0000	1.000000	y	MP002D-CAL,,»	1,,2.0uL CS-4	y
5	c	STEM-DEFAULT	MP4B_099	8	1	MP-DB17-C03	10.0000	1.0000	1.000000	y	MP002E-CAL,,»	1,,2.0uL CS-5	y
6	c	STEM-DEFAULT	MP4B_099	7	1	MP-DB17-C03	50.0000	1.0000	1.000000	y	MP002F-CAL,,»	1,,2.0uL CS-6	y
7	c	STEM-DEFAULT	MP4B_099	6	1	MP-DB17-C03	100.0000	1.0000	1.000000	y	MP002G-CAL,,»	1,,2.0uL CS-7	y
8	q	STEM-DEFAULT	MP4B_101	13	1	MP-DB17-C03	10.0000	1.0000	1.000000	y	MP002E-CAL,,»	1,,2.0uL Cal	y
9	q	STEM-DEFAULT	MP4B_101	14	1	MP-DB17-S09	1.0000	1.0000	1.000000	y	MPWG47118-10»	1,WG47118,2.0/20»	y
10	q	STEM-DEFAULT	MP4B_101	15	1	MP-DB17-S08	1.0000	1.0000	1.000000	y	Toluene,,	1,,2.0uL	y
11	q	STEM-DEFAULT	MP4B_101	16	1	MP-DB17-S08	1.0000	1.0000	4.000000	y	L21236-7,W,	4,WG47118,2.0/80»	y
12	q	STEM-DEFAULT	MP4B_101	17	1	MP-DB17-S08	1.0000	1.0000	4.000000	y	L21234-6,W,	4,WG47118,2.0/80»	y
13	q	STEM-DEFAULT	MP4B_101	18	1	MP-DB17-S08	1.0000	1.0000	4.000000	y	L21234-7,W,	4,WG47118,2.0/80»	y
14	q	STEM-DEFAULT	MP4B_101	19	1	MP-DB17-S08	1.0000	1.0000	4.000000	y	L21234-5,WI,	4,WG47118,2.0/80»	y
15	q	STEM-DEFAULT	MP4B_101	20	1	MP-DB17-S08	1.0000	1.0000	4.000000	y	L21241-5,WI,	4,WG47118,2.0/80»	y
16	q	STEM-DEFAULT	MP4B_101	21	1	MP-DB17-S08	1.0000	1.0000	4.000000	y	L21241-6,N,	20,WG47118,2.0/1»	y
17	q	STEM-DEFAULT	MP4B_101	22	1	MP-DB17-S08	1.0000	1.0000	4.000000	y	L21234-8,N,	20,WG47118,2.0/1»	y
18	q	STEM-DEFAULT	MP4B_101	23	1	MP-DB17-S08	1.0000	1.0000	4.000000	y	L21236-8,N,	20,WG47118,2.0/1»	y
19	q	STEM-DEFAULT	MP4B_101	24	1	MP-DB17-S08	1.0000	1.0000	1.000000	y	Toluene,,	1,,2.0uL	y
20	q	STEM-DEFAULT	MP4B_101	25	1	MP-DB17-C03	10.0000	1.0000	1.000000	y	MP002E-CAL,,»	1,,2.0uL Cal	y
21	q	STEM-DEFAULT	MP4B_101	26	1	MP-DB17-S09	1.0000	1.0000	1.000000	y	MPWG47118-10»	1,WG47118,2.0/20»	y

AXYS METHOD MLA-905 DRAFT

Form 4A
CALIBRATION VERIFICATION

AXYS ANALYTICAL SERVICES
2045 MILLS RD., SIDNEY, B.C., CANADA
V8L 5X2 TEL (250) 655-5800 FAX (250) 655-5811

Initial Calibration Date:	11-Apr-2014	**VER Data Filename:**	MP4B_101 S: 1
Instrument ID:	HR GC/MS	**Analysis Date:**	15-Apr-2014
GC Column ID:	DB17-MS	**Analysis Time:**	08:35:04

COMPOUND	CAS NO.	LAB FLAG [1]	m/e ION CHANNELS	ION ABUND. RATIO	QC LIMITS	CONC. FOUND (ng/mL)	CONC. RANGE (ng/mL)
3-OH-Chrysene	63019-39-6		316/301	1.90	1.24-2.57	45.0	35.2-65.4
3-OH-Benzo[a]pyrene	13345-21-6		340/325	5.32	3.46-7.18	44.9	35.2-65.4
9-OH-Benzo[a]pyrene	17573-21-6		340/325	6.65	4.32-8.98	62.6	35.6-66.1
3-OH-Benz[a]anthracene	4834-35-9		316/301	1.96	1.27-2.65	47.4	35.1-65.3
7,8-Diol-Benzo[a]pyrene, cis	60657-25-2		191/252	3.61	1.81-5.42	20.7	35.1-65.1
7,8-Diol-Benzo[a]pyrene, trans	60864-95-1		191/252	5.76	2.88-8.64	17.1	34.7-64.5

(1) Where applicable, custom lab flags have been used on this report.

These data are validated and reported as accurate and in accord with AXYS Analytical Services Ltd. ISO17025 compliant quality assurance processes.
Signed: _____Million Woudneh_____

For Axys Internal Use Only [XSL Template: Pest4A.xsl; Created: 01-May-2014 09:23:58; Application: XMLTransformer-1.13.65;
Report Filename: GENERIC-SPECS_Pest_MP4B_101S1__Form4A_SJ1735589.html; Workgroup: WG47118; Design ID: 2302]

AXYS METHOD MLA-905 DRAFT

Form 4B
CALIBRATION VERIFICATION

AXYS ANALYTICAL SERVICES
2045 MILLS RD., SIDNEY, B.C., CANADA
V8L 5X2 TEL (250) 655-5800 FAX (250) 655-5811

Initial Calibration Date:	11-Apr-2014	**VER Data Filename:**	MP4B_101 S: 1
Instrument ID:	HR GC/MS	**Analysis Date:**	15-Apr-2014
GC Column ID:	DB17-MS	**Analysis Time:**	08:35:04

LABELED COMPOUND	CAS NO.	LAB FLAG [1]	m/e ION CHANNELS	ION ABUND. RATIO	QC LIMITS	CONC. FOUND (ng/mL)	CONC. RANGE (ng/mL)
13C6-3-OH-Chrysene			322/307	1.86	1.21-2.51	269	127-380
13C6-1-OH-Benz[a]anthracene			322/307	2.17	1.41-2.93	265	130-390
d11-3-OH-Benzo[a]pyrene			351/336	5.39	3.50-7.28	335	51.2-307
13C12-4'-OH-3,3',4,5'-TetraCB			390/392	0.78	0.65-0.89	183	150-350
				0	N/A		-

(1) Where applicable, custom lab flags have been used on this report.

These data are validated and reported as accurate and in accord with AXYS Analytical Services Ltd. ISO17025 compliant quality assurance processes.
Signed: _____Million Woudneh_____

For Axys Internal Use Only [XSL Template: Pest4B.xsl; Created: 01-May-2014 09:23:58; Application: XMLTransformer-1.13.65;
Report Filename: GENERIC-SPECS_Pest_MP4B_101S1__Form4B_SJ1735589.html; Workgroup: WG47118; Design ID: 2302]

AXYS METHOD MLA-905 DRAFT

Form 4A
CALIBRATION VERIFICATION

AXYS ANALYTICAL SERVICES
2045 MILLS RD., SIDNEY, B.C., CANADA
V8L 5X2 TEL (250) 655-5800 FAX (250) 655-5811

Initial Calibration Date:	11-Apr-2014	**VER Data Filename:**	MP4B_101 S: 13
Instrument ID:	HR GC/MS	**Analysis Date:**	15-Apr-2014
GC Column ID:	DB17-MS	**Analysis Time:**	15:18:48

COMPOUND	CAS NO.	LAB FLAG [1]	m/e ION CHANNELS	ION ABUND. RATIO	QC LIMITS	CONC. FOUND (ng/mL)	CONC. RANGE (ng/mL)
3-OH-Chrysene	63019-39-6		316/301	2.02	1.31-2.73	45.6	35.2-65.4
3-OH-Benzo[a]pyrene	13345-21-6		340/325	5.91	3.84-7.98	41.0	35.2-65.4
9-OH-Benzo[a]pyrene	17573-21-6		340/325	7.28	4.73-9.83	68.9	35.6-66.1
3-OH-Benz[a]anthracene	4834-35-9		316/301	2.06	1.34-2.78	49.7	35.1-65.3
7,8-Diol-Benzo[a]pyrene, cis	60657-25-2		191/252	3.61	1.81-5.42	23.0	35.1-65.1
7,8-Diol-Benzo[a]pyrene, trans	60864-95-1		191/252	5.55	2.78-8.33	17.5	34.7-64.5

(1) Where applicable, custom lab flags have been used on this report.

These data are validated and reported as accurate and in accord with AXYS Analytical Services Ltd. ISO17025 compliant quality assurance processes.
Signed: _____Million Woudneh_____

For Axys Internal Use Only [XSL Template: Pest4A.xsl; Created: 01-May-2014 09:23:58; Application: XMLTransformer-1.13.65;
Report Filename: GENERIC-SPECS_Pest_MP4B_101S13__Form4A_SJ1735601.html; Workgroup: WG47118; Design ID: 2302]

AXYS METHOD MLA-905 DRAFT

Form 4B
CALIBRATION VERIFICATION

AXYS ANALYTICAL SERVICES
2045 MILLS RD., SIDNEY, B.C., CANADA
V8L 5X2 TEL (250) 655-5800 FAX (250) 655-5811

Initial Calibration Date:	11-Apr-2014	**VER Data Filename:**	MP4B_101 S: 13
Instrument ID:	HR GC/MS	**Analysis Date:**	15-Apr-2014
GC Column ID:	DB17-MS	**Analysis Time:**	15:18:48

LABELED COMPOUND	CAS NO.	LAB FLAG [1]	m/e ION CHANNELS	ION ABUND. RATIO	QC LIMITS	CONC. FOUND (ng/mL)	CONC. RANGE (ng/mL)
13C6-3-OH-Chrysene			322/307	1.92	1.25-2.59	340	127-380
13C6-1-OH-Benz[a]anthracene			322/307	2.32	1.51-3.13	313	130-390
d11-3-OH-Benzo[a]pyrene			351/336	5.86	3.81-7.91	479	51.2-307
13C12-4'-OH-3,3',4,5'-TetraCB			390/392	0.77	0.65-0.89	230	150-350
		NDR		0	N/A		-

(1) Where applicable, custom lab flags have been used on this report.

These data are validated and reported as accurate and in accord with AXYS Analytical Services Ltd. ISO17025 compliant quality assurance processes.
Signed: _____Million Woudneh_____

For Axys Internal Use Only [XSL Template: Pest4B.xsl; Created: 01-May-2014 09:23:58; Application: XMLTransformer-1.13.65;
Report Filename: GENERIC-SPECS_Pest_MP4B_101S13__Form4B_SJ1735601.html; Workgroup: WG47118; Design ID: 2302]

www.axysanalytical.com

Run #18 Filename MP4B_099 S: 20 I: 1 Acquired: 12-APR-14 02:49:57 Processed: 14-APR-14 11:35:37
Run: mp4b_099-A Analyte: MP-DB17-S08 Cal: mp4b_099-7a Results: mp4b_099-a Version: V3.6 6-JAN-2000 17:51:42
Sample text: L21234-1,, Comments: 1,WG47118,2.0/200uL
sample size: 4.000000 conc units: pg/mL total toxicity: 1694.74 F1: 1.0000 F2: 1.0000

	Typ	Name	#Hom	Resp	RA		RT	Conc	Tox #1	DL	Rec	M?
1	Unk	1-OH-Naphthalene	1 LM1	1.75e+08	0.86	n	8:13	6546.228	655	172.2934	-	n
2	Unk	1-OH-Pyrene	1	6.95e+08	3.15	n	20:45	10034.104	1003	75.8021	-	n
3	Unk	3-OH-Chrysene	1	1.96e+06	0.12	n	23:01	38.632	4	271.0713	-	n
4	Unk	3-OH-Benz[a]anthracene	0	*	*	n	NotFnd	*	*	353.0422	-	n
5	Unk	7,8-OH-Benzo[a]pyrene-C	0	*	*	n	NotFnd	*	*	917.6879	-	n
6	Unk	7,8-OH-Benzo[a]pyrene-T	0	*	*	n	NotFnd	*	*	896.0997	-	n
7	Unk	7,8-OH-Benzo[a]pyrene-3	0	*	*	n	NotFnd	*	*	163.1634	-	n
8	Unk	9-OH-Benzo[a]pyrene	1	4.12e+06	2.13	n	26:32	282.458	28	15.5411	-	n
9	Unk	3-OH-Benzo[a]pyrene	1	1.20e+06	5.97	n	26:45	45.932	5	12.6875	-	n
10	Unk	7,8-OH-Benzo[a]pyrene-4	0	*	*	n	NotFnd	*	*	233.1985	-	n
11	IS	13C6-1-OH-Naphthalene	1	5.52e+07	0.83	n	8:12	1442.915	-	81.9889	57.7	n
12	IS	13C6-1-OH-Pyrene	1	1.62e+08	3.17	n	20:45	2334.832	-	56.6103	93.4	n
13	IS	13C6-1-OH-BAA	1	1.96e+08	2.24	n	22:29	2853.258	-	41.8949	109.7	n
14	IS	13C6-3-OH-Chrysene	1	1.15e+08	2.13	n	23:02	2938.552	-	73.6591	116.4	n
15	IS	D11-3-OH-Benzo[a]pyrene	1	4.70e+07	5.71	n	26:41	4429.720	-	21.4359	173.0	n
16	IS	13C-CL4-OH-PCB-79	1	3.18e+07	0.78	y	20:04	3198.870	-	7.1328	128.0	n
17	IS	13C-CL4-PCB-79	0	*	*	n	NotFnd	*	-	*	Div0	n
18	RS	13C-CL4-PCB-81	1	1.24e+08	0.81	y	16:24	12.638	-	-	0.5	n
19	Tot	Fn1 Lock	-	-			-	-	-	-	-	n
20	Tot	Fn2 Lock	-	-			-	-	-	-	-	n
21	Tot	Fn3 Lock	-	-			-	-	-	-	-	n
22	Tot	Fn4 Lock	-	-			-	-	-	-	-	n
23	Tot	Fn5 Lock	-	-			-	-	-	-	-	n
24	Tot	Fn6 Lock	-	-			-	-	-	-	-	n

paid by RF 17APR2014

SV by MW
21-Apr-14

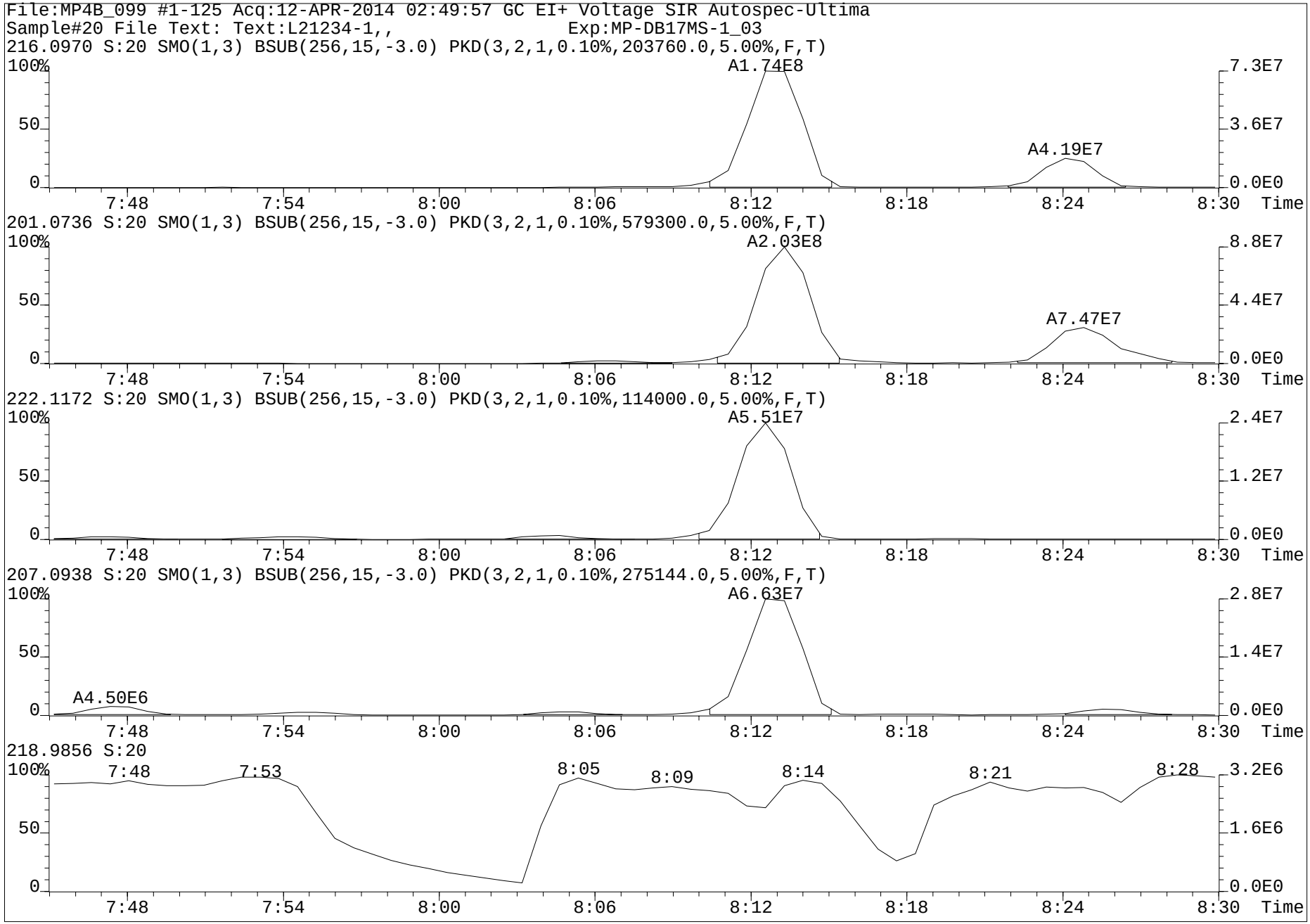
File:MP4B_099 #1-125 Acq:12-APR-2014 02:49:57 GC EI+ Voltage SIR Autospec-Ultima
Sample#20 File Text: Text:L21234-1,, Exp:MP-DB17MS-1_03
216.0970 S:20 SMO(1,3) BSUB(256,15,-3.0) PKD(3,2,1,0.10%,203760.0,5.00%,F,T)
A1.74E8
A4.19E7
201.0736 S:20 SMO(1,3) BSUB(256,15,-3.0) PKD(3,2,1,0.10%,579300.0,5.00%,F,T)
A2.03E8
A7.47E7
222.1172 S:20 SMO(1,3) BSUB(256,15,-3.0) PKD(3,2,1,0.10%,114000.0,5.00%,F,T)
A5.51E7
207.0938 S:20 SMO(1,3) BSUB(256,15,-3.0) PKD(3,2,1,0.10%,275144.0,5.00%,F,T)
A6.63E7
A4.50E6
218.9856 S:20
7:48
7:53
8:05
8:09
8:14
8:21
8:28
100%
50
0
7:48
7:54
8:00
8:06
8:12
8:18
8:24
8:30
Time
7.3E7
3.6E7
0.0E0
8.8E7
4.4E7
2.4E7
1.2E7
2.8E7
1.4E7
3.2E6
1.6E6

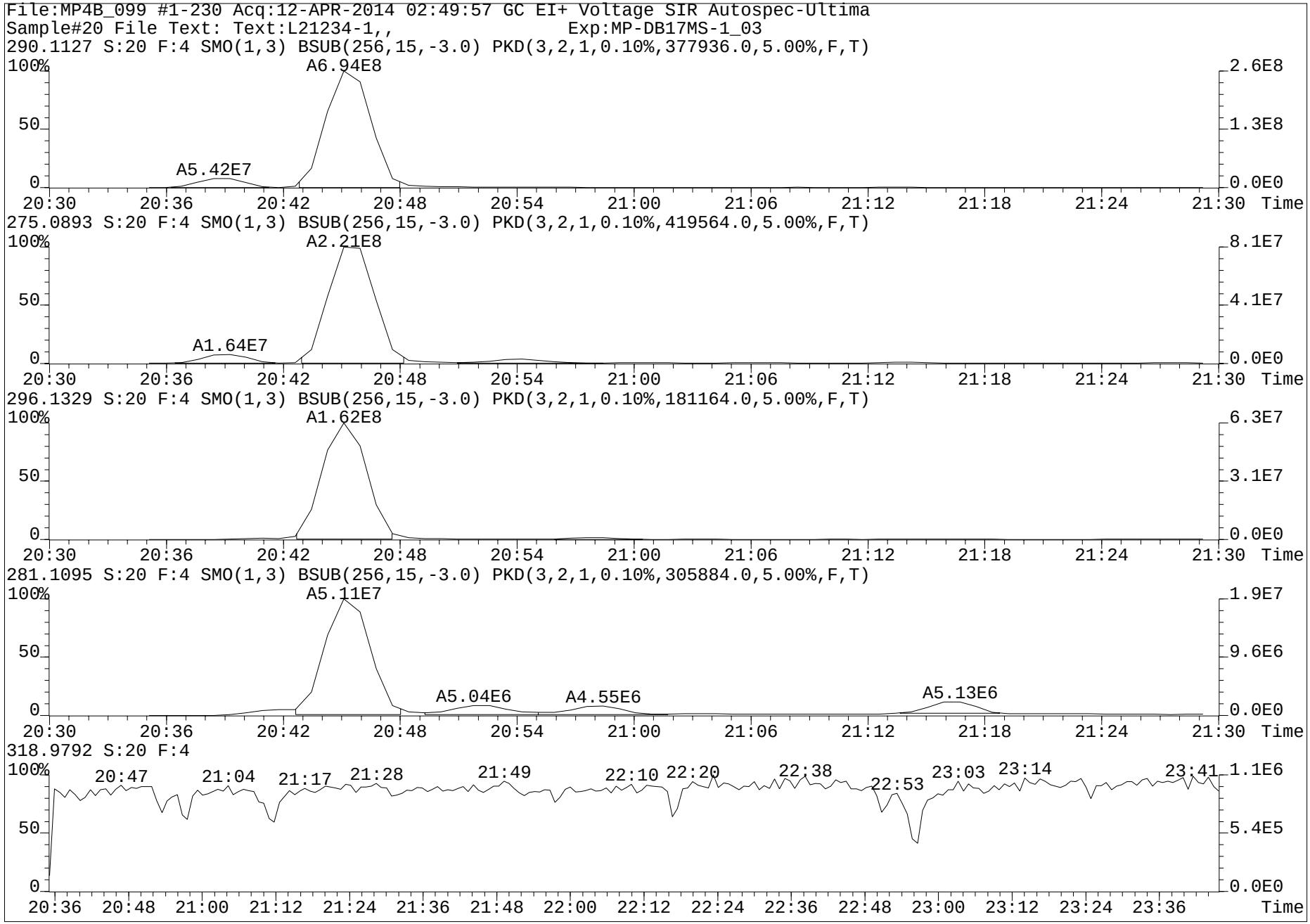
File:MP4B_099 #1-230 Acq:12-APR-2014 02:49:57 GC EI+ Voltage SIR Autospec-Ultima
Sample#20 File Text: Text:L21234-1,, Exp:MP-DB17MS-1_03
290.1127 S:20 F:4 SMO(1,3) BSUB(256,15,-3.0) PKD(3,2,1,0.10%,377936.0,5.00%,F,T)
A6.94E8
A5.42E7
2.6E8
1.3E8
0.0E0
275.0893 S:20 F:4 SMO(1,3) BSUB(256,15,-3.0) PKD(3,2,1,0.10%,419564.0,5.00%,F,T)
A2.21E8
A1.64E7
8.1E7
4.1E7
0.0E0
296.1329 S:20 F:4 SMO(1,3) BSUB(256,15,-3.0) PKD(3,2,1,0.10%,181164.0,5.00%,F,T)
A1.62E8
6.3E7
3.1E7
0.0E0
281.1095 S:20 F:4 SMO(1,3) BSUB(256,15,-3.0) PKD(3,2,1,0.10%,305884.0,5.00%,F,T)
A5.11E7
A5.04E6
A4.55E6
A5.13E6
1.9E7
9.6E6
0.0E0
318.9792 S:20 F:4
20:47
21:04
21:17
21:28
21:49
22:10
22:20
22:38
22:53
23:03
23:14
23:41
1.1E6
5.4E5
0.0E0
100%
50
0
20:30
20:36
20:42
20:48
20:54
21:00
21:06
21:12
21:18
21:24
21:30
Time
20:36
20:48
21:00
21:12
21:24
21:36
21:48
22:00
22:12
22:24
22:36
22:48
23:00
23:12
23:24
23:36

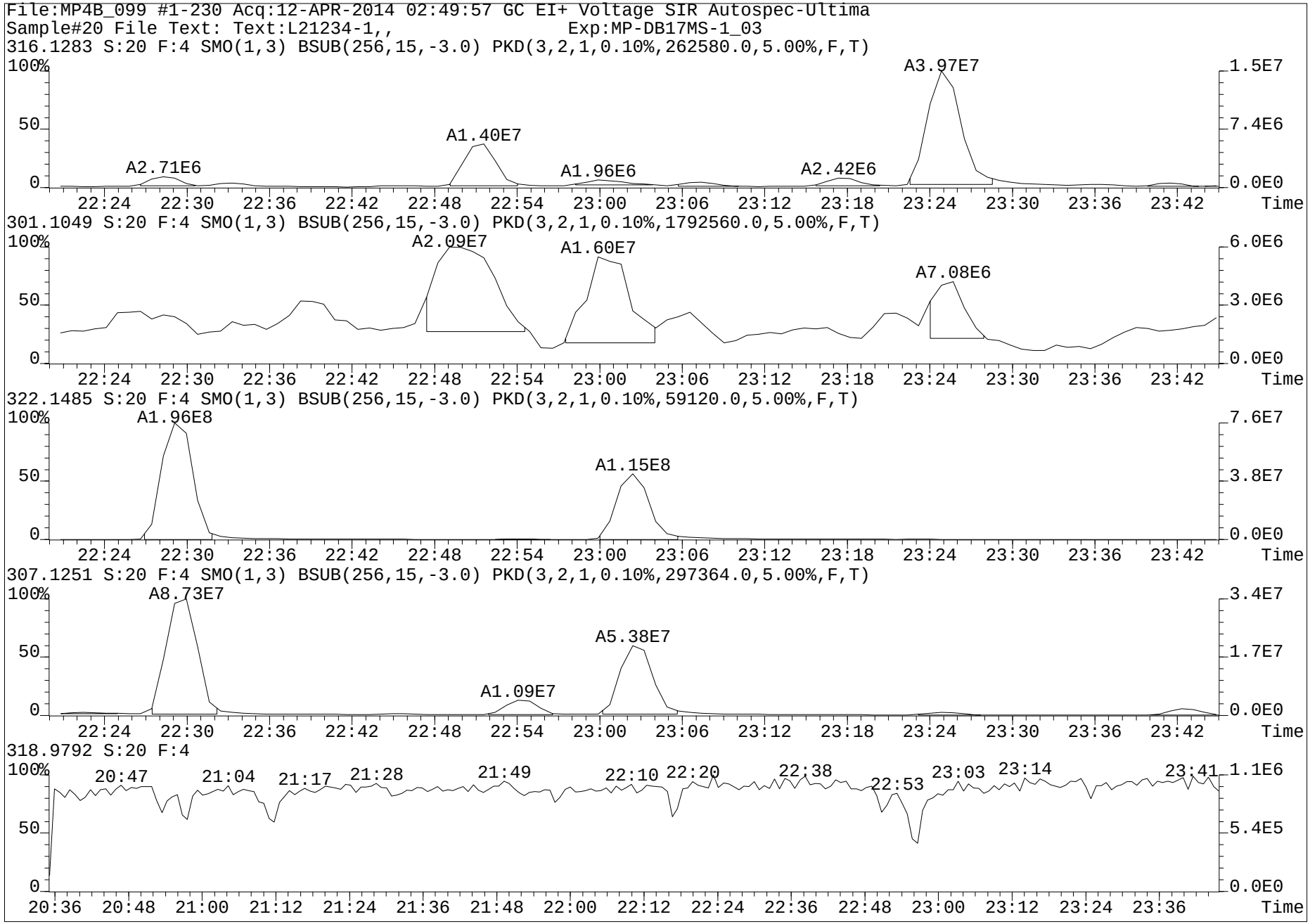
File:MP4B_099 #1-230 Acq:12-APR-2014 02:49:57 GC EI+ Voltage SIR Autospec-Ultima
Sample#20 File Text: Text:L21234-1,, Exp:MP-DB17MS-1_03
316.1283 S:20 F:4 SMO(1,3) BSUB(256,15,-3.0) PKD(3,2,1,0.10%,262580.0,5.00%,F,T)
A2.71E6
A1.40E7
A1.96E6
A2.42E6
A3.97E7
301.1049 S:20 F:4 SMO(1,3) BSUB(256,15,-3.0) PKD(3,2,1,0.10%,1792560.0,5.00%,F,T)
A2.09E7
A1.60E7
A7.08E6
322.1485 S:20 F:4 SMO(1,3) BSUB(256,15,-3.0) PKD(3,2,1,0.10%,59120.0,5.00%,F,T)
A1.96E8
A1.15E8
307.1251 S:20 F:4 SMO(1,3) BSUB(256,15,-3.0) PKD(3,2,1,0.10%,297364.0,5.00%,F,T)
A8.73E7
A1.09E7
A5.38E7
318.9792 S:20 F:4
20:47
21:04
21:17
21:28
21:49
22:10
22:20
22:38
22:53
23:03
23:14
23:41
Time

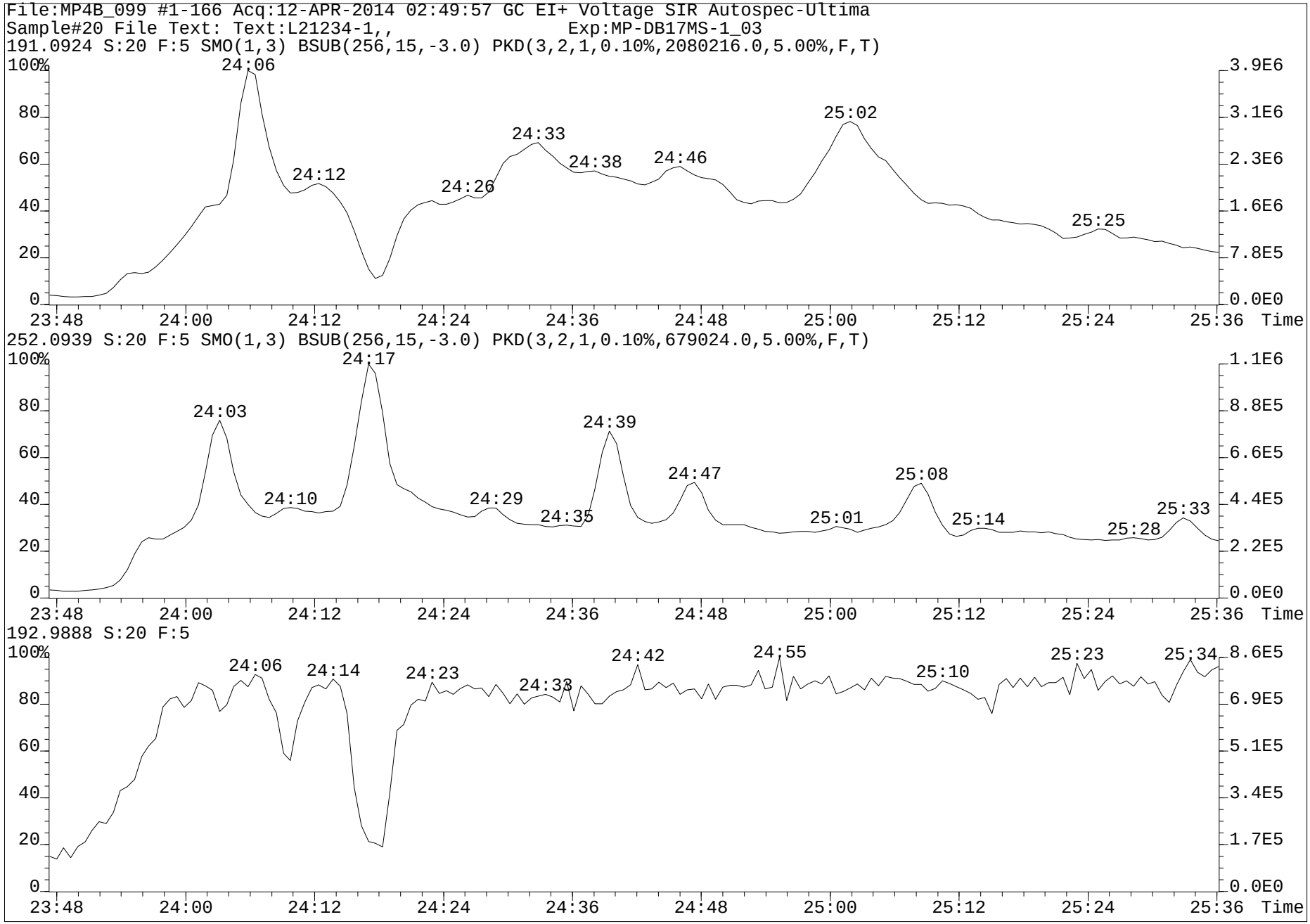
File:MP4B_099 #1-166 Acq:12-APR-2014 02:49:57 GC EI+ Voltage SIR Autospec-Ultima
Sample#20 File Text: Text:L21234-1,, Exp:MP-DB17MS-1_03
191.0924 S:20 F:5 SMO(1,3) BSUB(256,15,-3.0) PKD(3,2,1,0.10%,2080216.0,5.00%,F,T)
24:06
24:12
24:26
24:33
24:38
24:46
25:02
25:25
3.9E6
3.1E6
2.3E6
1.6E6
7.8E5
0.0E0
23:48 24:00 24:12 24:24 24:36 24:48 25:00 25:12 25:24 25:36 Time
252.0939 S:20 F:5 SMO(1,3) BSUB(256,15,-3.0) PKD(3,2,1,0.10%,679024.0,5.00%,F,T)
24:03
24:10
24:17
24:29
24:35
24:39
24:47
25:01
25:08
25:14
25:28
25:33
1.1E6
8.8E5
6.6E5
4.4E5
2.2E5
0.0E0
23:48 24:00 24:12 24:24 24:36 24:48 25:00 25:12 25:24 25:36 Time
192.9888 S:20 F:5
24:06
24:14
24:23
24:33
24:42
24:55
25:10
25:23
25:34
8.6E5
6.9E5
5.1E5
3.4E5
1.7E5
0.0E0
23:48 24:00 24:12 24:24 24:36 24:48 25:00 25:12 25:24 25:36 Time

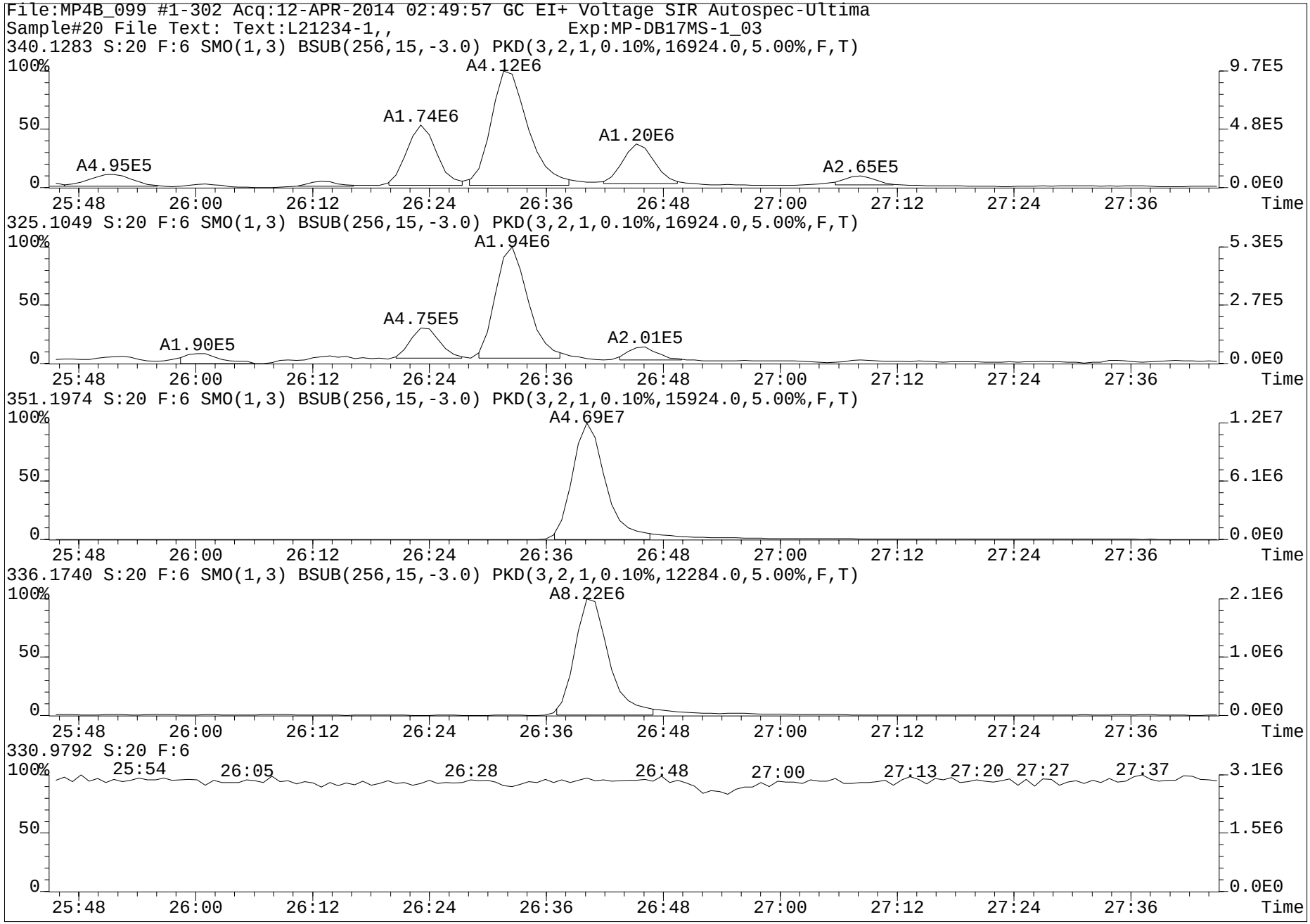
File:MP4B_099 #1-302 Acq:12-APR-2014 02:49:57 GC EI+ Voltage SIR Autospec-Ultima
Sample#20 File Text: Text:L21234-1,, Exp:MP-DB17MS-1_03
340.1283 S:20 F:6 SMO(1,3) BSUB(256,15,-3.0) PKD(3,2,1,0.10%,16924.0,5.00%,F,T)
A4.12E6
A1.74E6
A1.20E6
A4.95E5
A2.65E5
325.1049 S:20 F:6 SMO(1,3) BSUB(256,15,-3.0) PKD(3,2,1,0.10%,16924.0,5.00%,F,T)
A1.94E6
A4.75E5
A1.90E5
A2.01E5
351.1974 S:20 F:6 SMO(1,3) BSUB(256,15,-3.0) PKD(3,2,1,0.10%,15924.0,5.00%,F,T)
A4.69E7
336.1740 S:20 F:6 SMO(1,3) BSUB(256,15,-3.0) PKD(3,2,1,0.10%,12284.0,5.00%,F,T)
A8.22E6
330.9792 S:20 F:6
25:54
26:05
26:28
26:48
27:00
27:13
27:20
27:27
27:37
100%
50
0
25:48
26:00
26:12
26:24
26:36
26:48
27:00
27:12
27:24
27:36
Time
9.7E5
4.8E5
0.0E0
5.3E5
2.7E5
1.2E7
6.1E6
2.1E6
1.0E6
3.1E6
1.5E6

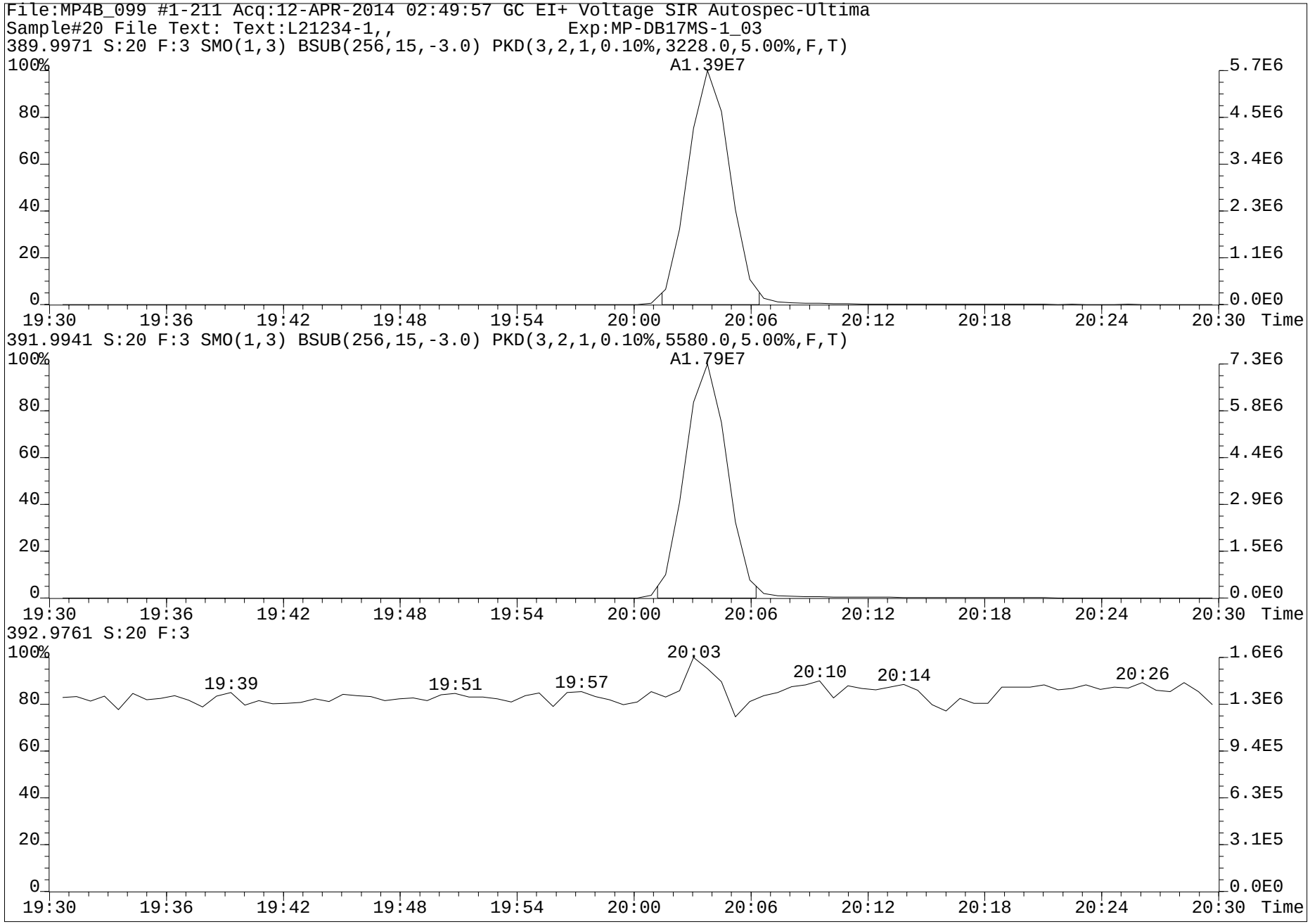
File:MP4B_099 #1-211 Acq:12-APR-2014 02:49:57 GC EI+ Voltage SIR Autospec-Ultima
Sample#20 File Text: Text:L21234-1,, Exp:MP-DB17MS-1_03
389.9971 S:20 F:3 SMO(1,3) BSUB(256,15,-3.0) PKD(3,2,1,0.10%,3228.0,5.00%,F,T)
A1.39E7
391.9941 S:20 F:3 SMO(1,3) BSUB(256,15,-3.0) PKD(3,2,1,0.10%,5580.0,5.00%,F,T)
A1.79E7
392.9761 S:20 F:3
19:39
19:51
19:57
20:03
20:10
20:14
20:26
Time

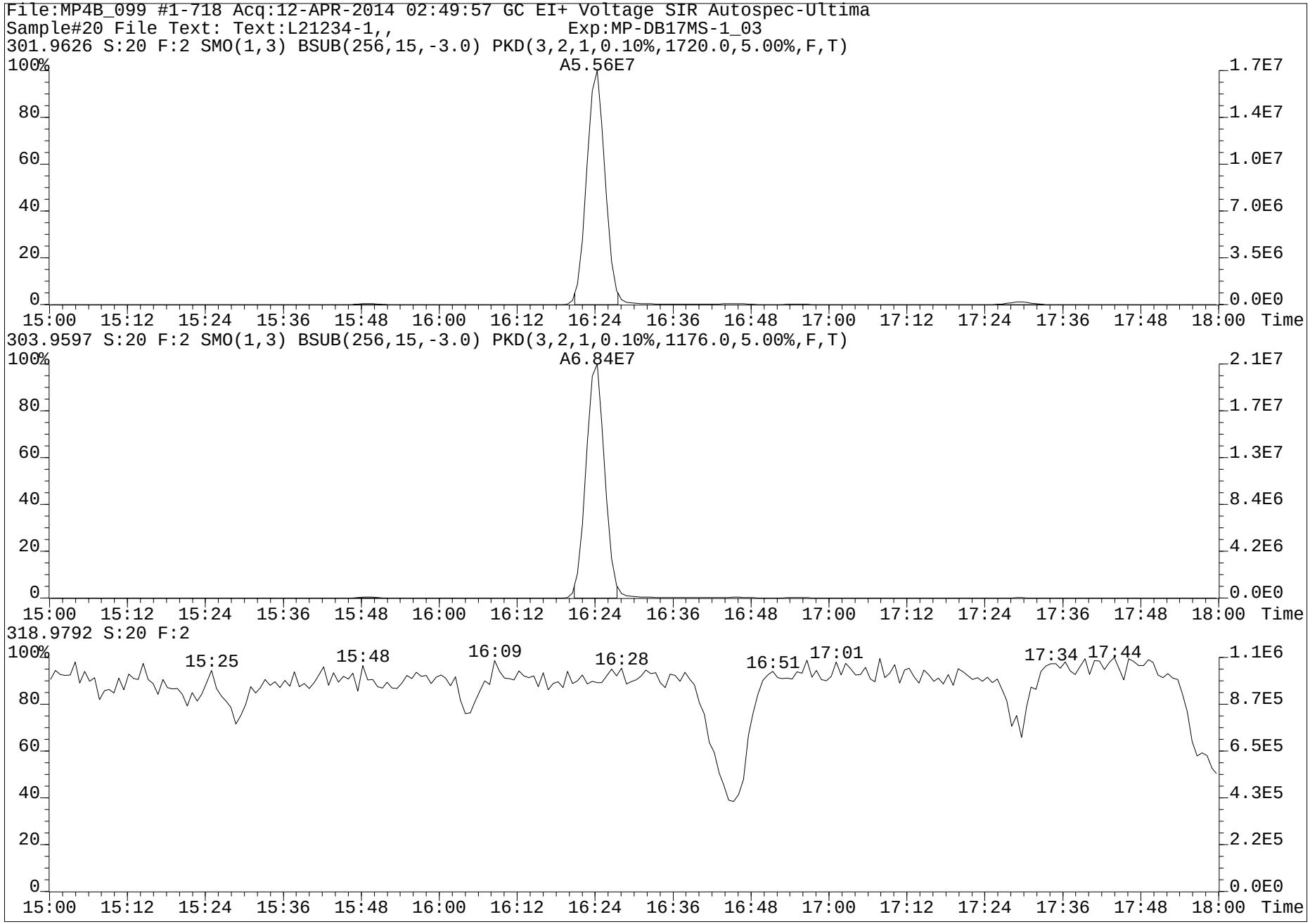
File:MP4B_099 #1-718 Acq:12-APR-2014 02:49:57 GC EI+ Voltage SIR Autospec-Ultima
Sample#20 File Text: Text:L21234-1,, Exp:MP-DB17MS-1_03
301.9626 S:20 F:2 SMO(1,3) BSUB(256,15,-3.0) PKD(3,2,1,0.10%,1720.0,5.00%,F,T)
A5.56E7
303.9597 S:20 F:2 SMO(1,3) BSUB(256,15,-3.0) PKD(3,2,1,0.10%,1176.0,5.00%,F,T)
A6.84E7
318.9792 S:20 F:2
15:25
15:48
16:09
16:28
16:51
17:01
17:34
17:44
Time

www.axysanalytical.com

Run #14 Filename MP4B_101 S: 7 I: 1 Acquired: 15-APR-14 11:57:01 Processed: 16-APR-14 08:57:43
Run: mp4b_101-a Analyte: MP-DB17-S08 Cal: mp4b_099-7a Results: mp4b_101-a Version: V3.6 6-JAN-2000 17:51:42
Sample text: L21234-2,WI, Comments: 4,WG47118,2.0/800uL
sample size: 4.000000 conc units: pg/mL total toxicity: 12561.» F1: 1.0000 F2: 1.0000

	Typ	Name	#Hom	Resp	RA		RT	Conc	Tox #1	DL	Rec	M?
1	Unk	1-OH-Naphthalene	1	7.60e+07	0.85	n	8:09	6408.162	641	116.4288	-	n
2	Unk	1-OH-Pyrene	1	2.30e+08	3.13	n	20:46	9248.770	925	87.9631	-	n
3	Unk	3-OH-Chrysene	1	2.78e+05	0.32	n	23:02	14.698	1	216.4596	-	y
4	Unk	3-OH-Benz[a]anthracene	1	2.71e+05	0.62	n	23:14	20.155	10	295.3776	-	y
5	Unk	7,8-OH-Benzo[a]pyrene-C	0	*	*	n	NotFnd	*	*	521.9151	-	n
6	Unk	7,8-OH-Benzo[a]pyrene-T	1	1.80e+06	8.69	n	25:11	172.372	17	509.6373	-	y
7	Unk	7,8-OH-Benzo[a]pyrene-3	1	2.53e+07	5.57	n	26:13	35947.239	3595	1194.7736	-	n
8	Unk	9-OH-Benzo[a]pyrene	1	1.61e+08	6.79	n	26:34	29607.310	2961	110.3676	-	n
9	Unk	3-OH-Benzo[a]pyrene	1	3.99e+08	6.07	n	26:46	44114.552	4411	92.9050	-	n
10	Unk	7,8-OH-Benzo[a]pyrene-4	0	*	*	n	NotFnd	*	*	1707.6099	-	n
11	IS	13C6-1-OH-Naphthalene	1	2.45e+07	0.79	n	8:09	1726.408	-	51.4373	69.1	n
12	IS	13C6-1-OH-Pyrene	1	5.83e+07	3.16	n	20:46	2260.174	-	65.0703	90.4	n
13	IS	13C6-1-OH-BAA	1	7.01e+07	2.15	n	22:30	2749.510	-	41.8181	105.8	n
14	IS	13C6-3-OH-Chrysene	1	4.26e+07	1.93	n	23:03	2937.327	-	73.5241	116.3	n
15	IS	D11-3-OH-Benzo[a]pyrene	1	1.63e+07	5.74	n	26:41	4126.505	-	29.1162	161.2	n
16	IS	13C-CL4-OH-PCB-79	1	9.30e+06	0.79	y	20:04	2514.980	-	11.8613	100.6	n
17	IS	13C-CL4-PCB-79	0	*	*	n	NotFnd	*	-	*	Div0	n
18	RS	13C-CL4-PCB-81	1	4.61e+07	0.82	y	16:25	4.697	-	-	0.2	n
19	Tot	Fn1 Lock	-	-			-	-	-	-	-	n
20	Tot	Fn2 Lock	-	-			-	-	-	-	-	n
21	Tot	Fn3 Lock	-	-			-	-	-	-	-	n
22	Tot	Fn4 Lock	-	-			-	-	-	-	-	n
23	Tot	Fn5 Lock	-	-			-	-	-	-	-	n
24	Tot	Fn6 Lock	-	-			-	-	-	-	-	n

OLR

pv'd by RT 17APR2014

SV by MW
21-APR-14

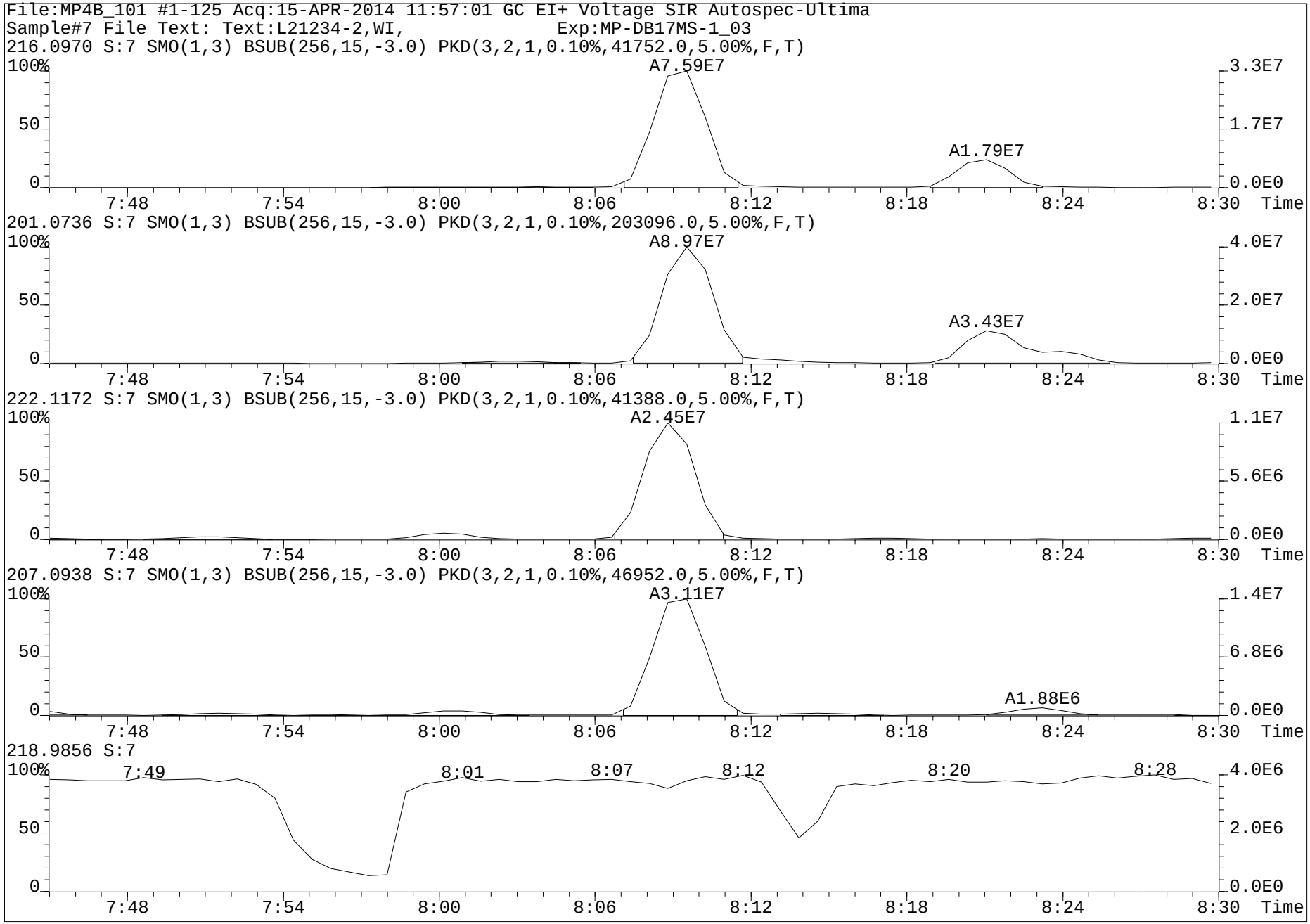
File:MP4B_101 #1-125 Acq:15-APR-2014 11:57:01 GC EI+ Voltage SIR Autospec-Ultima
Sample#7 File Text: Text:L21234-2,WI, Exp:MP-DB17MS-1_03
216.0970 S:7 SMO(1,3) BSUB(256,15,-3.0) PKD(3,2,1,0.10%,41752.0,5.00%,F,T)
A7.59E7
A1.79E7
201.0736 S:7 SMO(1,3) BSUB(256,15,-3.0) PKD(3,2,1,0.10%,203096.0,5.00%,F,T)
A8.97E7
A3.43E7
222.1172 S:7 SMO(1,3) BSUB(256,15,-3.0) PKD(3,2,1,0.10%,41388.0,5.00%,F,T)
A2.45E7
207.0938 S:7 SMO(1,3) BSUB(256,15,-3.0) PKD(3,2,1,0.10%,46952.0,5.00%,F,T)
A3.11E7
A1.88E6
218.9856 S:7
7:49
8:01
8:07
8:12
8:20
8:28
100%
50
0
7:48
7:54
8:00
8:06
8:12
8:18
8:24
8:30
Time
3.3E7
1.7E7
0.0E0
4.0E7
2.0E7
1.1E7
5.6E6
1.4E7
6.8E6
4.0E6
2.0E6


File:MP4B_101 #1-230 Acq:15-APR-2014 11:57:01 GC EI+ Voltage SIR Autospec-Ultima
Sample#7 File Text: Text:L21234-2,WI, Exp:MP-DB17MS-1_03
290.1127 S:7 F:4 SMO(1,3) BSUB(256,15,-3.0) PKD(3,2,1,0.10%,124656.0,5.00%,F,T)
A2.30E8
A1.68E7
275.0893 S:7 F:4 SMO(1,3) BSUB(256,15,-3.0) PKD(3,2,1,0.10%,214108.0,5.00%,F,T)
A7.35E7
A5.51E6
A4.30E6
296.1329 S:7 F:4 SMO(1,3) BSUB(256,15,-3.0) PKD(3,2,1,0.10%,96648.0,5.00%,F,T)
A5.82E7
281.1095 S:7 F:4 SMO(1,3) BSUB(256,15,-3.0) PKD(3,2,1,0.10%,105924.0,5.00%,F,T)
A1.84E7
A1.60E6
A1.15E6
A1.61E6
318.9792 S:7 F:4
20:50
21:02
21:29
22:05
22:16
22:35
22:46
23:04
23:15
23:30
Time

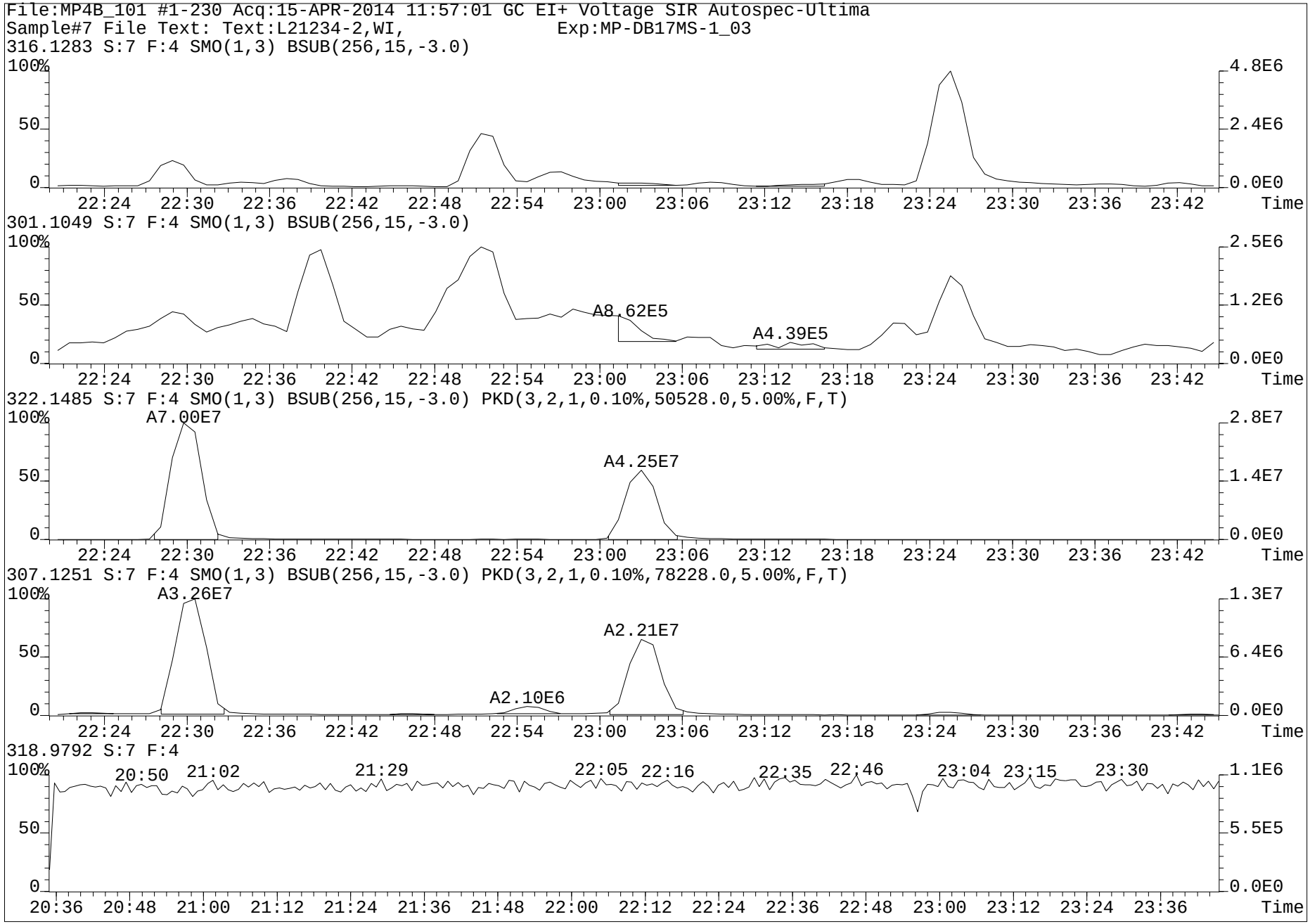
File:MP4B_101 #1-230 Acq:15-APR-2014 11:57:01 GC EI+ Voltage SIR Autospec-Ultima
Sample#7 File Text: Text:L21234-2,WI, Exp:MP-DB17MS-1_03
316.1283 S:7 F:4 SMO(1,3) BSUB(256,15,-3.0)
100%
50
0
4.8E6
2.4E6
0.0E0
22:24 22:30 22:36 22:42 22:48 22:54 23:00 23:06 23:12 23:18 23:24 23:30 23:36 23:42 Time
301.1049 S:7 F:4 SMO(1,3) BSUB(256,15,-3.0)
100%
50
0
2.5E6
1.2E6
0.0E0
A8.62E5
A4.39E5
22:24 22:30 22:36 22:42 22:48 22:54 23:00 23:06 23:12 23:18 23:24 23:30 23:36 23:42 Time
322.1485 S:7 F:4 SMO(1,3) BSUB(256,15,-3.0) PKD(3,2,1,0.10%,50528.0,5.00%,F,T)
100%
50
0
A7.00E7
A4.25E7
2.8E7
1.4E7
0.0E0
22:24 22:30 22:36 22:42 22:48 22:54 23:00 23:06 23:12 23:18 23:24 23:30 23:36 23:42 Time
307.1251 S:7 F:4 SMO(1,3) BSUB(256,15,-3.0) PKD(3,2,1,0.10%,78228.0,5.00%,F,T)
100%
50
0
A3.26E7
A2.21E7
A2.10E6
1.3E7
6.4E6
0.0E0
22:24 22:30 22:36 22:42 22:48 22:54 23:00 23:06 23:12 23:18 23:24 23:30 23:36 23:42 Time
318.9792 S:7 F:4
100%
50
0
20:50 21:02 21:29 22:05 22:16 22:35 22:46 23:04 23:15 23:30
1.1E6
5.5E5
0.0E0
20:36 20:48 21:00 21:12 21:24 21:36 21:48 22:00 22:12 22:24 22:36 22:48 23:00 23:12 23:24 23:36 Time

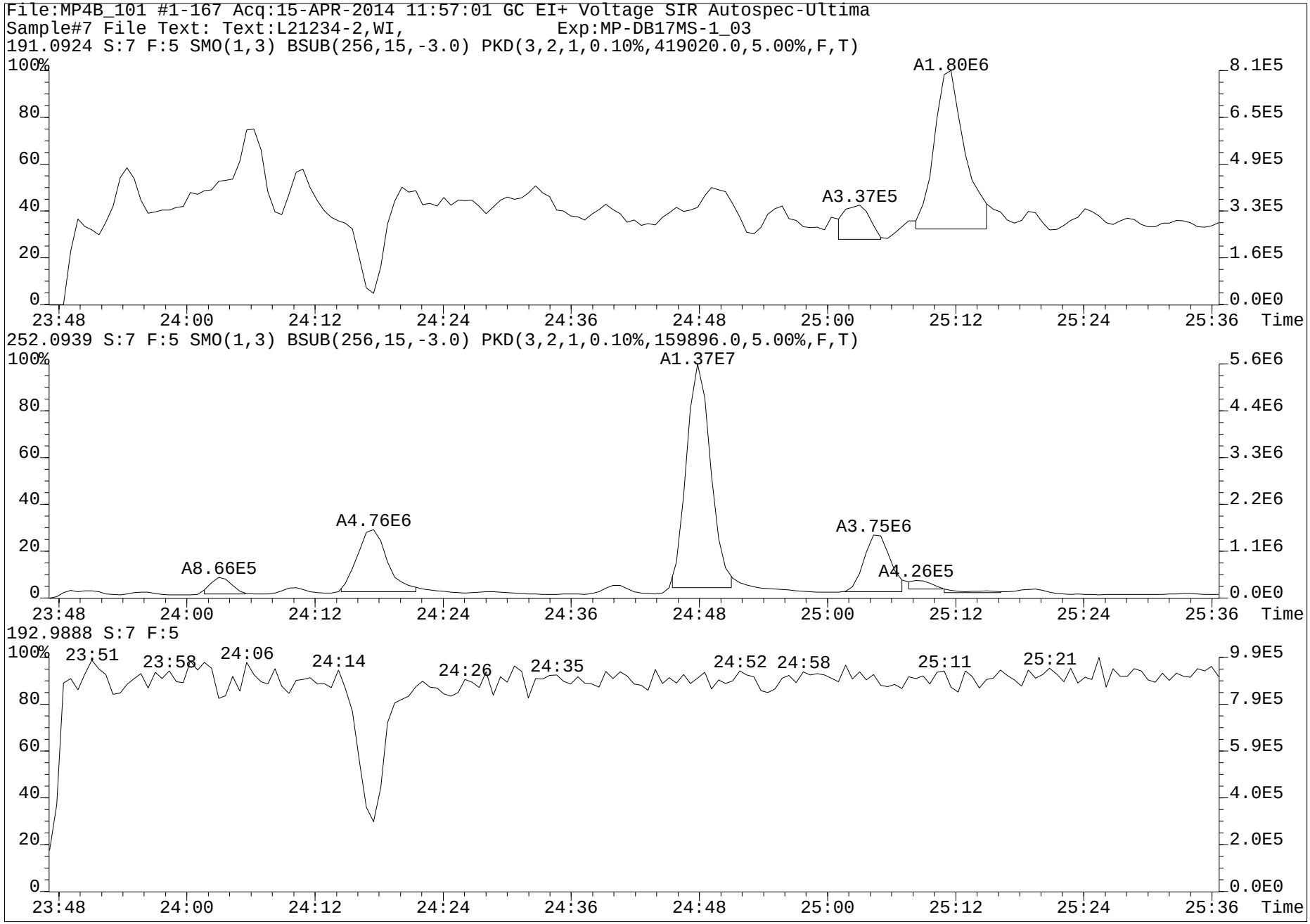
File:MP4B_101 #1-167 Acq:15-APR-2014 11:57:01 GC EI+ Voltage SIR Autospec-Ultima
Sample#7 File Text: Text:L21234-2,WI, Exp:MP-DB17MS-1_03
191.0924 S:7 F:5 SMO(1,3) BSUB(256,15,-3.0) PKD(3,2,1,0.10%,419020.0,5.00%,F,T)
A1.80E6
A3.37E5
252.0939 S:7 F:5 SMO(1,3) BSUB(256,15,-3.0) PKD(3,2,1,0.10%,159896.0,5.00%,F,T)
A1.37E7
A4.76E6
A8.66E5
A3.75E6
A4.26E5
192.9888 S:7 F:5
23:51
23:58
24:06
24:14
24:26
24:35
24:52
24:58
25:11
25:21
Time

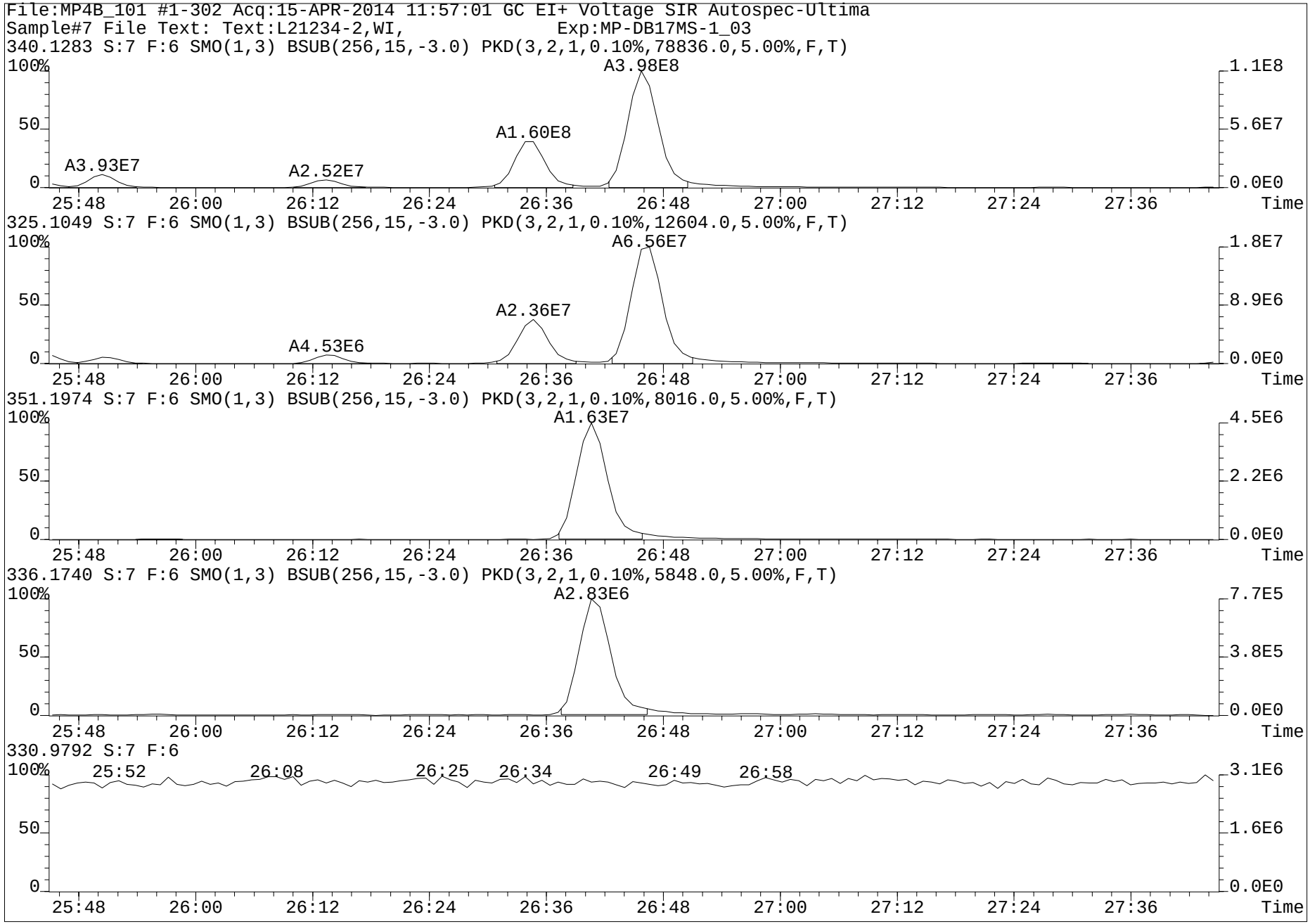
File:MP4B_101 #1-302 Acq:15-APR-2014 11:57:01 GC EI+ Voltage SIR Autospec-Ultima
Sample#7 File Text: Text:L21234-2,WI, Exp:MP-DB17MS-1_03
340.1283 S:7 F:6 SMO(1,3) BSUB(256,15,-3.0) PKD(3,2,1,0.10%,78836.0,5.00%,F,T)
A3.98E8
A1.60E8
A3.93E7
A2.52E7
1.1E8
5.6E7
0.0E0
325.1049 S:7 F:6 SMO(1,3) BSUB(256,15,-3.0) PKD(3,2,1,0.10%,12604.0,5.00%,F,T)
A6.56E7
A2.36E7
A4.53E6
1.8E7
8.9E6
0.0E0
351.1974 S:7 F:6 SMO(1,3) BSUB(256,15,-3.0) PKD(3,2,1,0.10%,8016.0,5.00%,F,T)
A1.63E7
4.5E6
2.2E6
0.0E0
336.1740 S:7 F:6 SMO(1,3) BSUB(256,15,-3.0) PKD(3,2,1,0.10%,5848.0,5.00%,F,T)
A2.83E6
7.7E5
3.8E5
0.0E0
330.9792 S:7 F:6
25:52
26:08
26:25
26:34
26:49
26:58
3.1E6
1.6E6
0.0E0
100%
50
0
25:48
26:00
26:12
26:24
26:36
26:48
27:00
27:12
27:24
27:36
Time

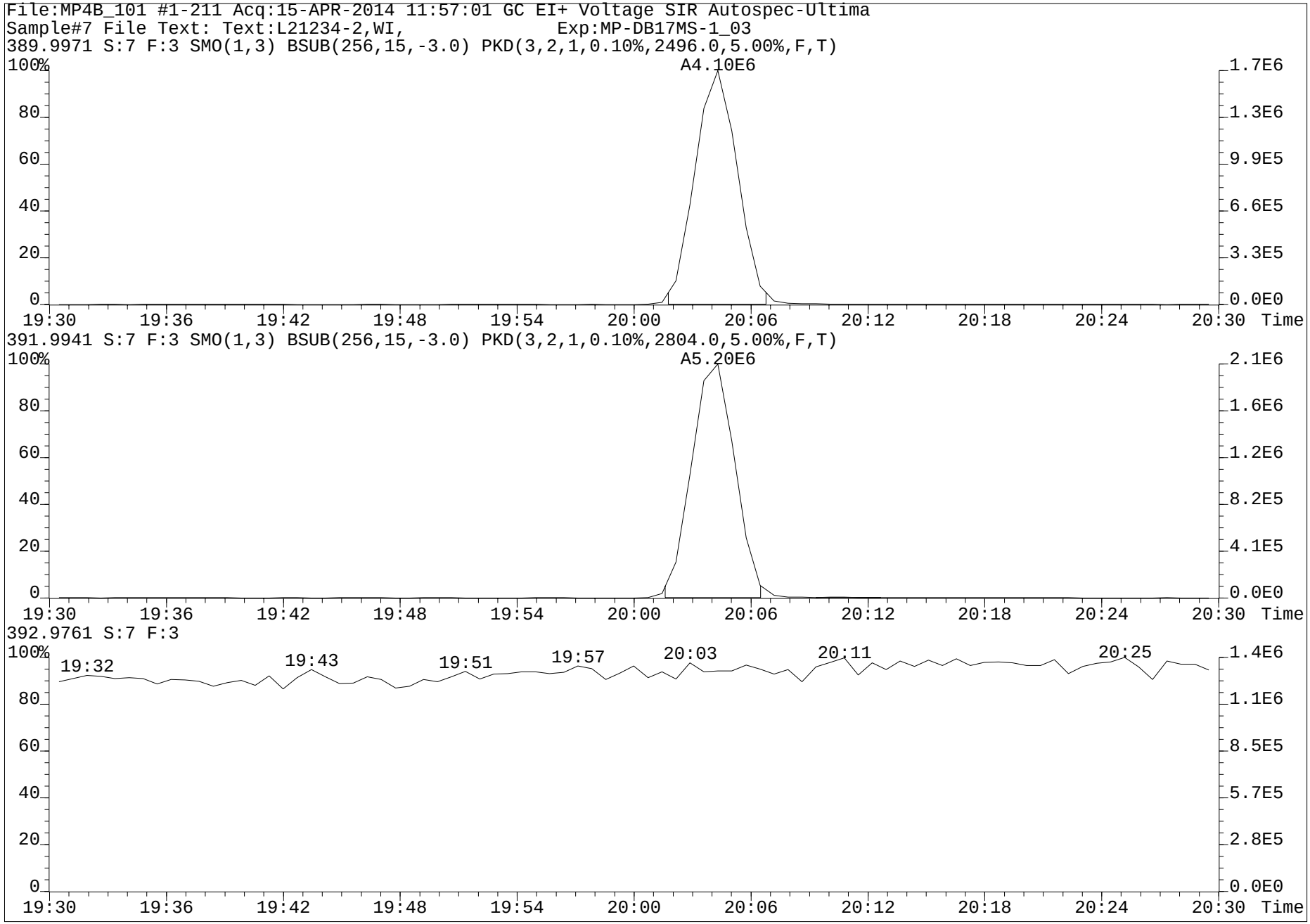
File:MP4B_101 #1-211 Acq:15-APR-2014 11:57:01 GC EI+ Voltage SIR Autospec-Ultima
Sample#7 File Text: Text:L21234-2,WI, Exp:MP-DB17MS-1_03
389.9971 S:7 F:3 SMO(1,3) BSUB(256,15,-3.0) PKD(3,2,1,0.10%,2496.0,5.00%,F,T)
A4.10E6
391.9941 S:7 F:3 SMO(1,3) BSUB(256,15,-3.0) PKD(3,2,1,0.10%,2804.0,5.00%,F,T)
A5.20E6
392.9761 S:7 F:3
19:32
19:43
19:51
19:57
20:03
20:11
20:25
Time

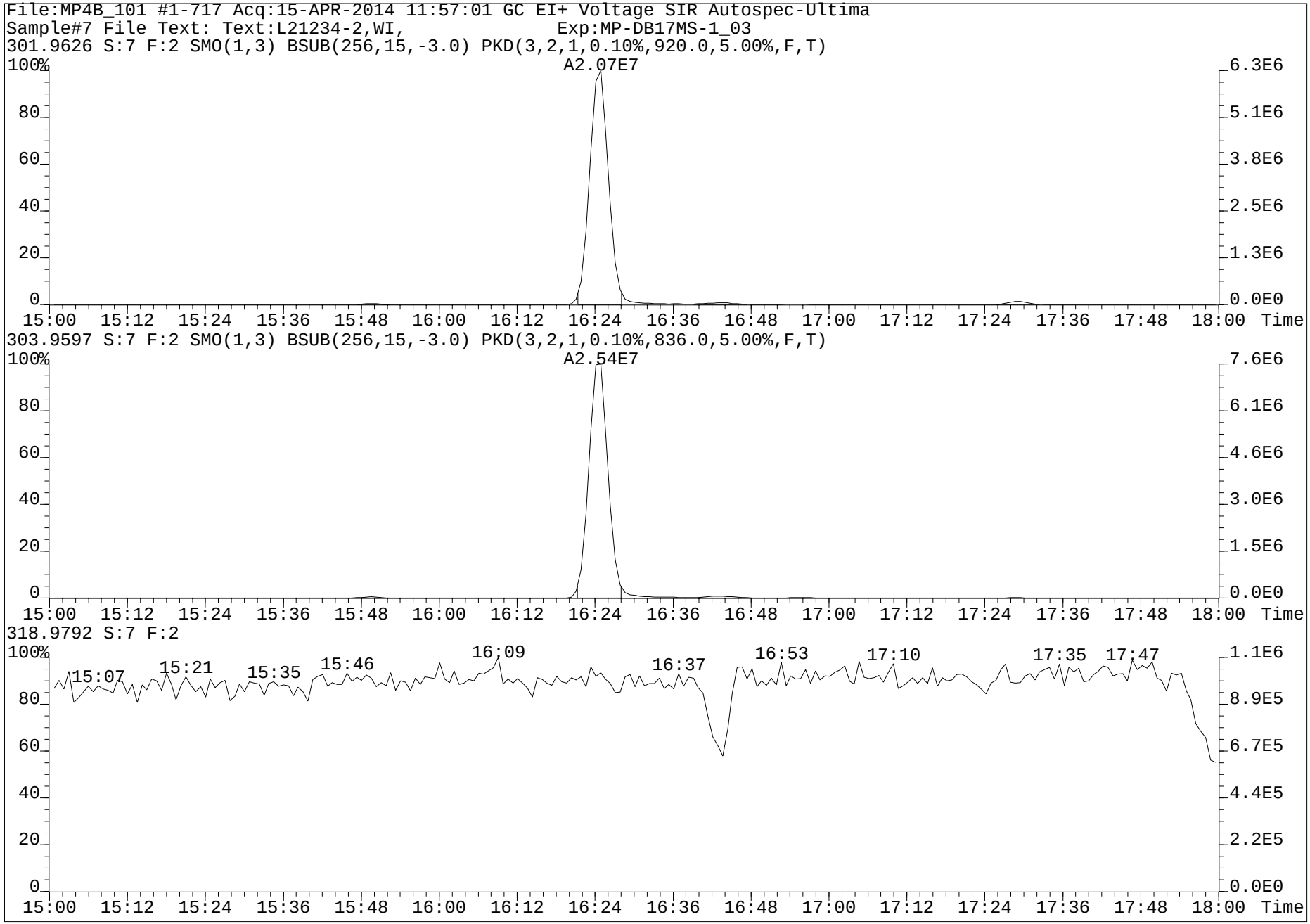
File:MP4B_101 #1-717 Acq:15-APR-2014 11:57:01 GC EI+ Voltage SIR Autospec-Ultima
Sample#7 File Text: Text:L21234-2,WI, Exp:MP-DB17MS-1_03
301.9626 S:7 F:2 SMO(1,3) BSUB(256,15,-3.0) PKD(3,2,1,0.10%,920.0,5.00%,F,T)
A2.07E7
303.9597 S:7 F:2 SMO(1,3) BSUB(256,15,-3.0) PKD(3,2,1,0.10%,836.0,5.00%,F,T)
A2.54E7
318.9792 S:7 F:2
15:07
15:21
15:35
15:46
16:09
16:37
16:53
17:10
17:35
17:47
Time

www.axysanalytical.com

Run #18 Filename MP4B_101 S: 11 I: 1 Acquired: 15-APR-14 14:11:32 Processed: 16-APR-14 08:57:43
Run: mp4b_101-a Analyte: MP-DB17-S08 Cal: mp4b_099-7a Results: mp4b_101-a Version: V3.6 6-JAN-2000 17:51:42
Sample text: L21234-3,W, Comments: 4,WG47118,2.0/800uL
sample size: 4.000000 conc units: pg/mL total toxicity: 374216» F1: 1.0000 F2: 1.0000

	Typ	Name	#Hom	Resp	RA		RT	Conc	Tox #1	DL	Rec	M?
1	Unk	1-OH-Naphthalene	1	4.01e+08	0.85	n	8:09	31970.329	3197	115.7672	-	n
2	Unk	1-OH-Pyrene	1 OLR	5.72e+09	1.30	n	20:47	313001.584	31300	937.5913	-	n
3	Unk	3-OH-Chrysene	1 OLR	1.18e+09	1.97	n	23:03	60148.059	6015	797.0077	-	n
4	Unk	3-OH-Benz[a]anthracene	1	1.65e+08	2.38	n	23:13	11833.706	5917	1091.8316	-	y
5	Unk	7,8-OH-Benzo[a]pyrene-C	0	*	*	n	NotFnd	*	*	1979.2669	-	n
6	Unk	7,8-OH-Benzo[a]pyrene-T	0	*	*	n	NotFnd	*	*	1932.7055	-	n
7	Unk	7,8-OH-Benzo[a]pyrene-3	1	7.39e+07	8.17	n	26:14	106200.212	10620	3488.5940	-	n
8	Unk	9-OH-Benzo[a]pyrene	1 OLR	4.11e+08	6.95	n	26:34	72617.848	7262	300.7196	-	n
9	Unk	3-OH-Benzo[a]pyrene	1 OLR	9.25e+08	6.18	n	26:46	103420.024	10342	271.2714	-	n
10	Unk	7,8-OH-Benzo[a]pyrene-4	1	1.46e+08	11.58	n	27:09	299563.698	2995»	4986.0137	-	n
11	IS	13C6-1-OH-Naphthalene	1	2.59e+07	0.81	n	8:08	1764.924	-	45.3744	70.6	n
12	IS	13C6-1-OH-Pyrene	1	4.27e+07	3.59	n	20:46	1603.566	-	82.8634	64.1	n
13	IS	13C6-1-OH-BAA	1	7.30e+07	2.20	n	22:30	2770.849	-	217.2524	106.6	n
14	IS	13C6-3-OH-Chrysene	1	4.44e+07	2.04	n	23:03	2964.950	-	381.9706	117.4	n
15	IS	D11-3-OH-Benzo[a]pyrene	1	1.61e+07	6.24	n	26:41	3953.008	-	30.7315	154.4	n
16	IS	13C-CL4-OH-PCB-79	1	9.50e+06	0.76	y	20:04	2484.786	-	10.2174	99.4	n
17	IS	13C-CL4-PCB-79	0	*	*	n	NotFnd	*	-	*	Div0	n
18	RS	13C-CL4-PCB-81	1	4.76e+07	0.81	y	16:24	4.854	-	-	0.2	n
19	Tot	Fn1 Lock	-	-			-	-	-	-	-	n
20	Tot	Fn2 Lock	-	-			-	-	-	-	-	n
21	Tot	Fn3 Lock	-	-			-	-	-	-	-	n
22	Tot	Fn4 Lock	-	-			-	-	-	-	-	n
23	Tot	Fn5 Lock	-	-			-	-	-	-	-	n
24	Tot	Fn6 Lock	-	-			-	-	-	-	-	n

prd by RT 17APR2014

SV key mw
21-Apr-14

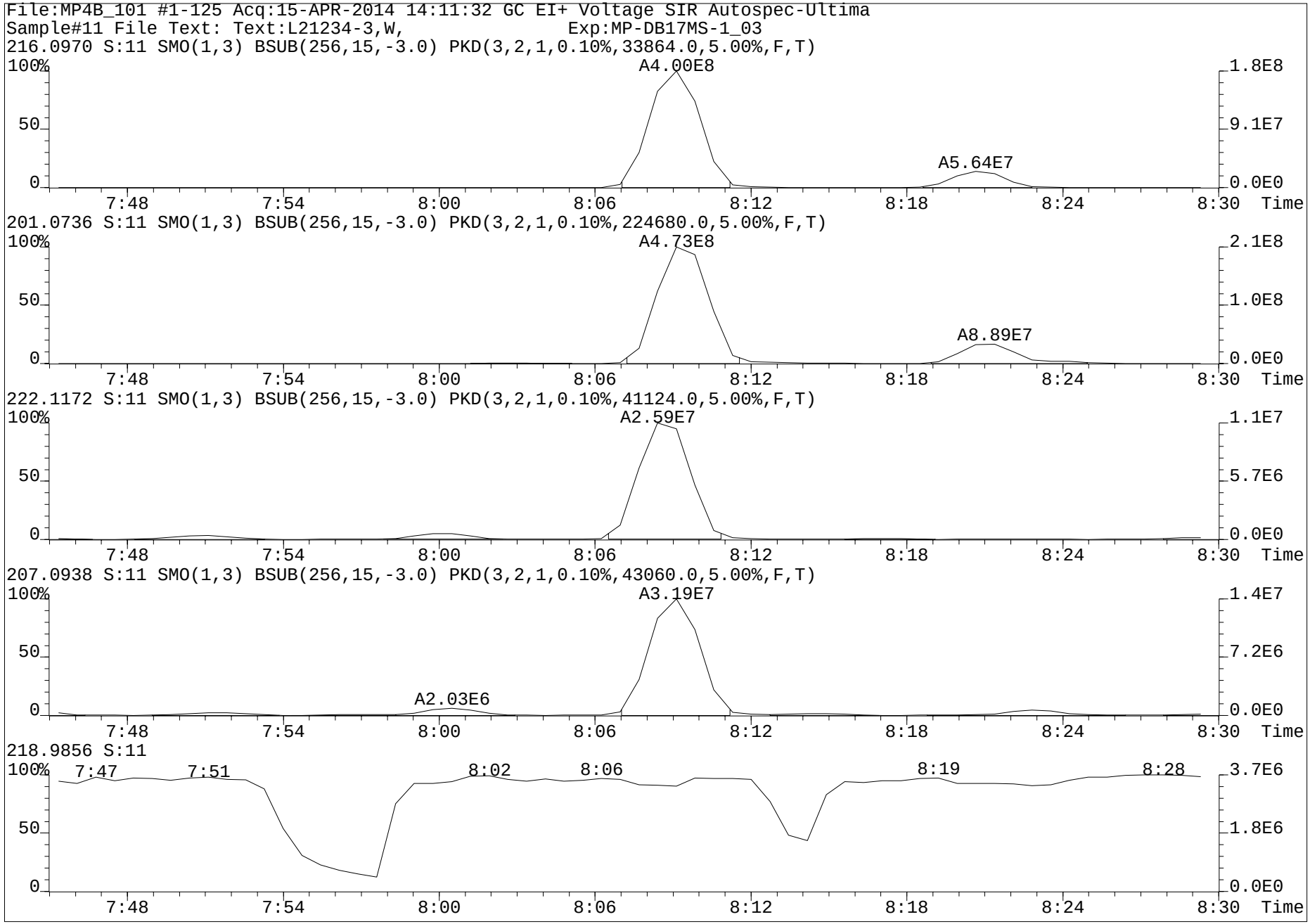
File:MP4B_101 #1-125 Acq:15-APR-2014 14:11:32 GC EI+ Voltage SIR Autospec-Ultima
Sample#11 File Text: Text:L21234-3,W, Exp:MP-DB17MS-1_03
216.0970 S:11 SMO(1,3) BSUB(256,15,-3.0) PKD(3,2,1,0.10%,33864.0,5.00%,F,T)
A4.00E8
A5.64E7
1.8E8
9.1E7
0.0E0
201.0736 S:11 SMO(1,3) BSUB(256,15,-3.0) PKD(3,2,1,0.10%,224680.0,5.00%,F,T)
A4.73E8
A8.89E7
2.1E8
1.0E8
0.0E0
222.1172 S:11 SMO(1,3) BSUB(256,15,-3.0) PKD(3,2,1,0.10%,41124.0,5.00%,F,T)
A2.59E7
1.1E7
5.7E6
0.0E0
207.0938 S:11 SMO(1,3) BSUB(256,15,-3.0) PKD(3,2,1,0.10%,43060.0,5.00%,F,T)
A3.19E7
A2.03E6
1.4E7
7.2E6
0.0E0
218.9856 S:11
7:47
7:51
8:02
8:06
8:19
8:28
3.7E6
1.8E6
0.0E0
100%
50
0
7:48
7:54
8:00
8:06
8:12
8:18
8:24
8:30
Time


File:MP4B_101 #1-229 Acq:15-APR-2014 14:11:32 GC EI+ Voltage SIR Autospec-Ultima
Sample#11 File Text: Text:L21234-3,W, Exp:MP-DB17MS-1_03
290.1127 S:11 F:4 SMO(1,3) BSUB(256,15,-3.0) PKD(3,2,1,0.10%,832916.0,5.00%,F,T)
A5.71E9
A6.75E8
275.0893 S:11 F:4 SMO(1,3) BSUB(256,15,-3.0) PKD(3,2,1,0.10%,1350724.0,5.00%,F,T)
A4.38E9
A6.64E8
296.1329 S:11 F:4 SMO(1,3) BSUB(256,15,-3.0) PKD(3,2,1,0.10%,72340.0,5.00%,F,T)
A4.27E7
281.1095 S:11 F:4 SMO(1,3) BSUB(256,15,-3.0) PKD(3,2,1,0.10%,206336.0,5.00%,F,T)
A1.19E7
A1.48E6
A1.34E6
A2.97E6
318.9792 S:11 F:4
20:43
20:48
20:57
21:29
21:46
21:56
22:06
22:22
22:42
23:08
23:18
23:35
Time

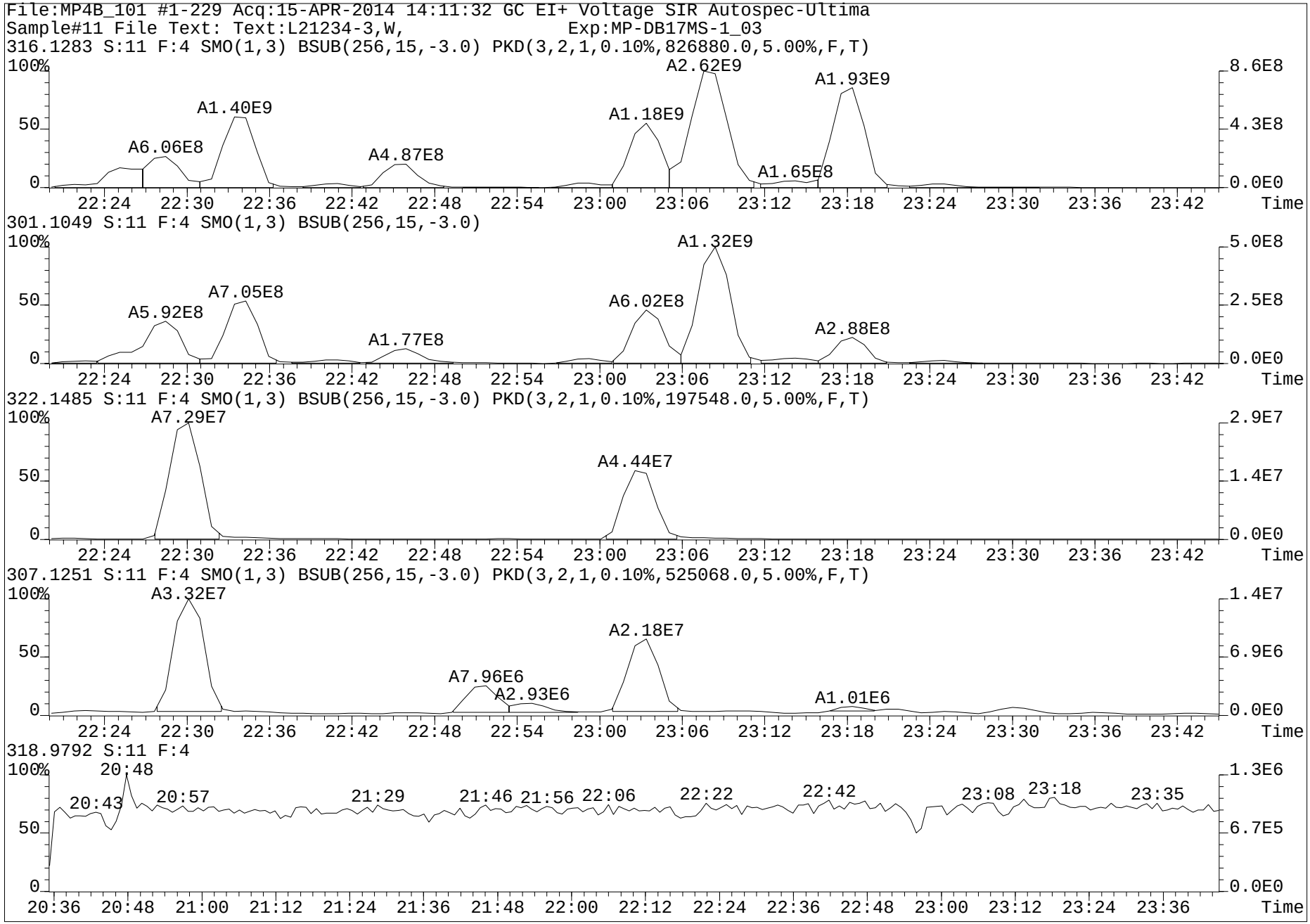
File:MP4B_101 #1-229 Acq:15-APR-2014 14:11:32 GC EI+ Voltage SIR Autospec-Ultima
Sample#11 File Text: Text:L21234-3,W, Exp:MP-DB17MS-1_03
316.1283 S:11 F:4 SMO(1,3) BSUB(256,15,-3.0) PKD(3,2,1,0.10%,826880.0,5.00%,F,T)
A6.06E8
A1.40E9
A4.87E8
A1.18E9
A2.62E9
A1.65E8
A1.93E9
301.1049 S:11 F:4 SMO(1,3) BSUB(256,15,-3.0)
A5.92E8
A7.05E8
A1.77E8
A6.02E8
A1.32E9
A2.88E8
322.1485 S:11 F:4 SMO(1,3) BSUB(256,15,-3.0) PKD(3,2,1,0.10%,197548.0,5.00%,F,T)
A7.29E7
A4.44E7
307.1251 S:11 F:4 SMO(1,3) BSUB(256,15,-3.0) PKD(3,2,1,0.10%,525068.0,5.00%,F,T)
A3.32E7
A7.96E6
A2.93E6
A2.18E7
A1.01E6
318.9792 S:11 F:4
20:43
20:48
20:57
21:29
21:46
21:56
22:06
22:22
22:42
23:08
23:18
23:35
Time

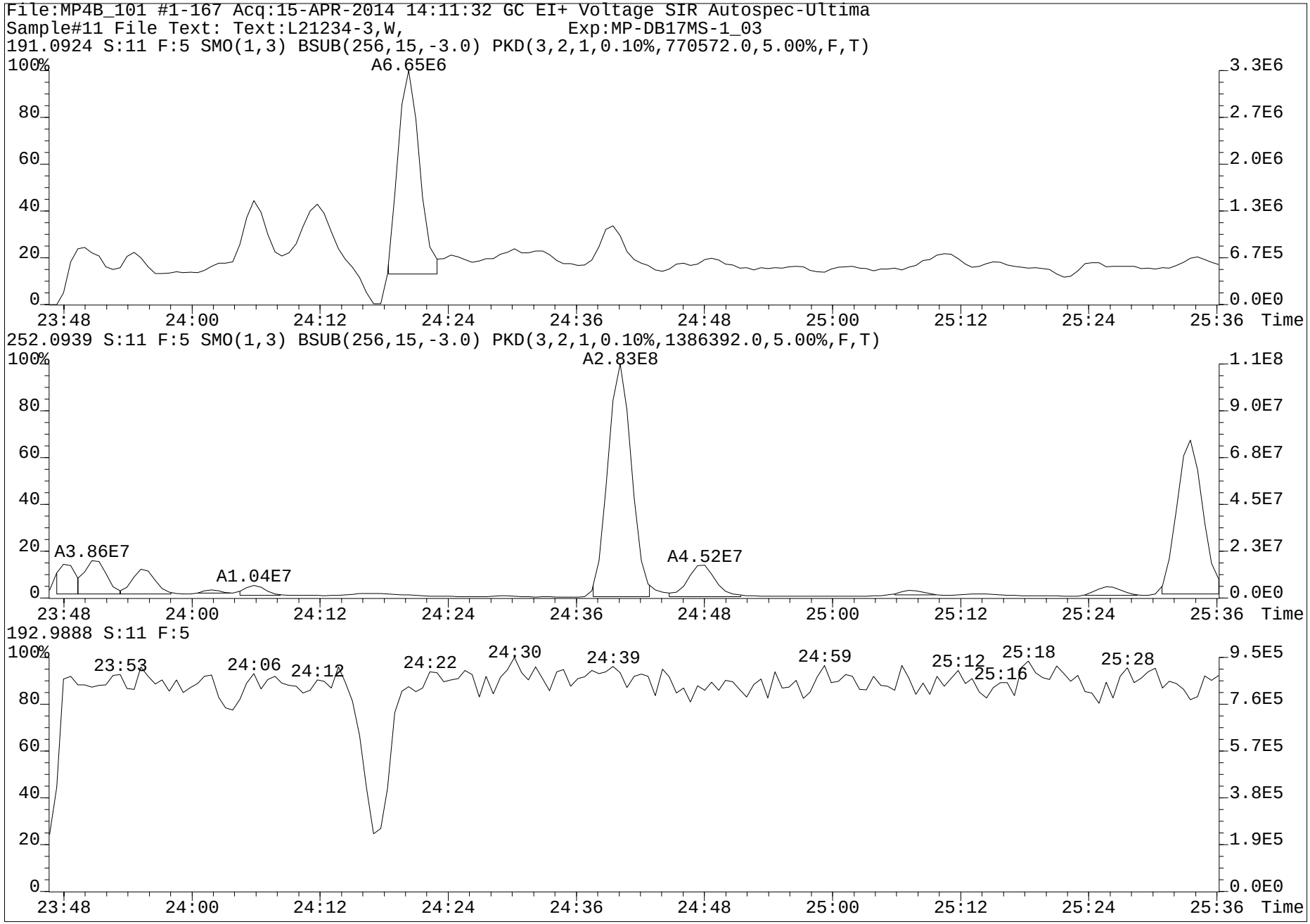
File:MP4B_101 #1-167 Acq:15-APR-2014 14:11:32 GC EI+ Voltage SIR Autospec-Ultima
Sample#11 File Text: Text:L21234-3,W, Exp:MP-DB17MS-1_03
191.0924 S:11 F:5 SMO(1,3) BSUB(256,15,-3.0) PKD(3,2,1,0.10%,770572.0,5.00%,F,T)
A6.65E6
252.0939 S:11 F:5 SMO(1,3) BSUB(256,15,-3.0) PKD(3,2,1,0.10%,1386392.0,5.00%,F,T)
A2.83E8
A3.86E7
A1.04E7
A4.52E7
192.9888 S:11 F:5
23:53
24:06
24:12
24:22
24:30
24:39
24:59
25:12
25:16
25:18
25:28
Time

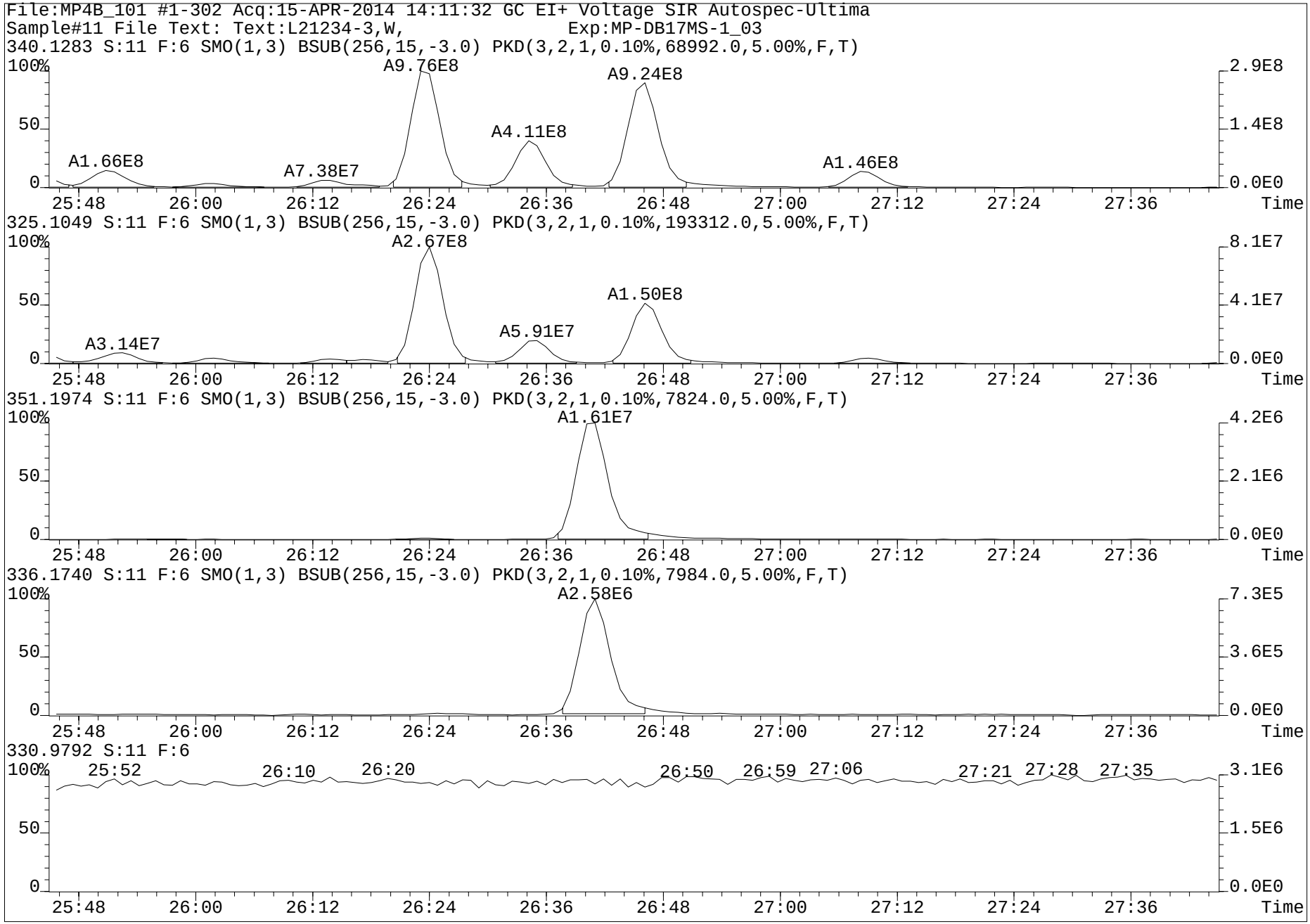
File:MP4B_101 #1-302 Acq:15-APR-2014 14:11:32 GC EI+ Voltage SIR Autospec-Ultima
Sample#11 File Text: Text:L21234-3,W, Exp:MP-DB17MS-1_03
340.1283 S:11 F:6 SMO(1,3) BSUB(256,15,-3.0) PKD(3,2,1,0.10%,68992.0,5.00%,F,T)
A1.66E8
A7.38E7
A9.76E8
A4.11E8
A9.24E8
A1.46E8
325.1049 S:11 F:6 SMO(1,3) BSUB(256,15,-3.0) PKD(3,2,1,0.10%,193312.0,5.00%,F,T)
A3.14E7
A2.67E8
A5.91E7
A1.50E8
351.1974 S:11 F:6 SMO(1,3) BSUB(256,15,-3.0) PKD(3,2,1,0.10%,7824.0,5.00%,F,T)
A1.61E7
336.1740 S:11 F:6 SMO(1,3) BSUB(256,15,-3.0) PKD(3,2,1,0.10%,7984.0,5.00%,F,T)
A2.58E6
330.9792 S:11 F:6
25:52
26:10
26:20
26:50
26:59
27:06
27:21
27:28
27:35
100%
50
0
25:48
26:00
26:12
26:24
26:36
26:48
27:00
27:12
27:24
27:36
Time
2.9E8
1.4E8
0.0E0
8.1E7
4.1E7
4.2E6
2.1E6
7.3E5
3.6E5
3.1E6
1.5E6

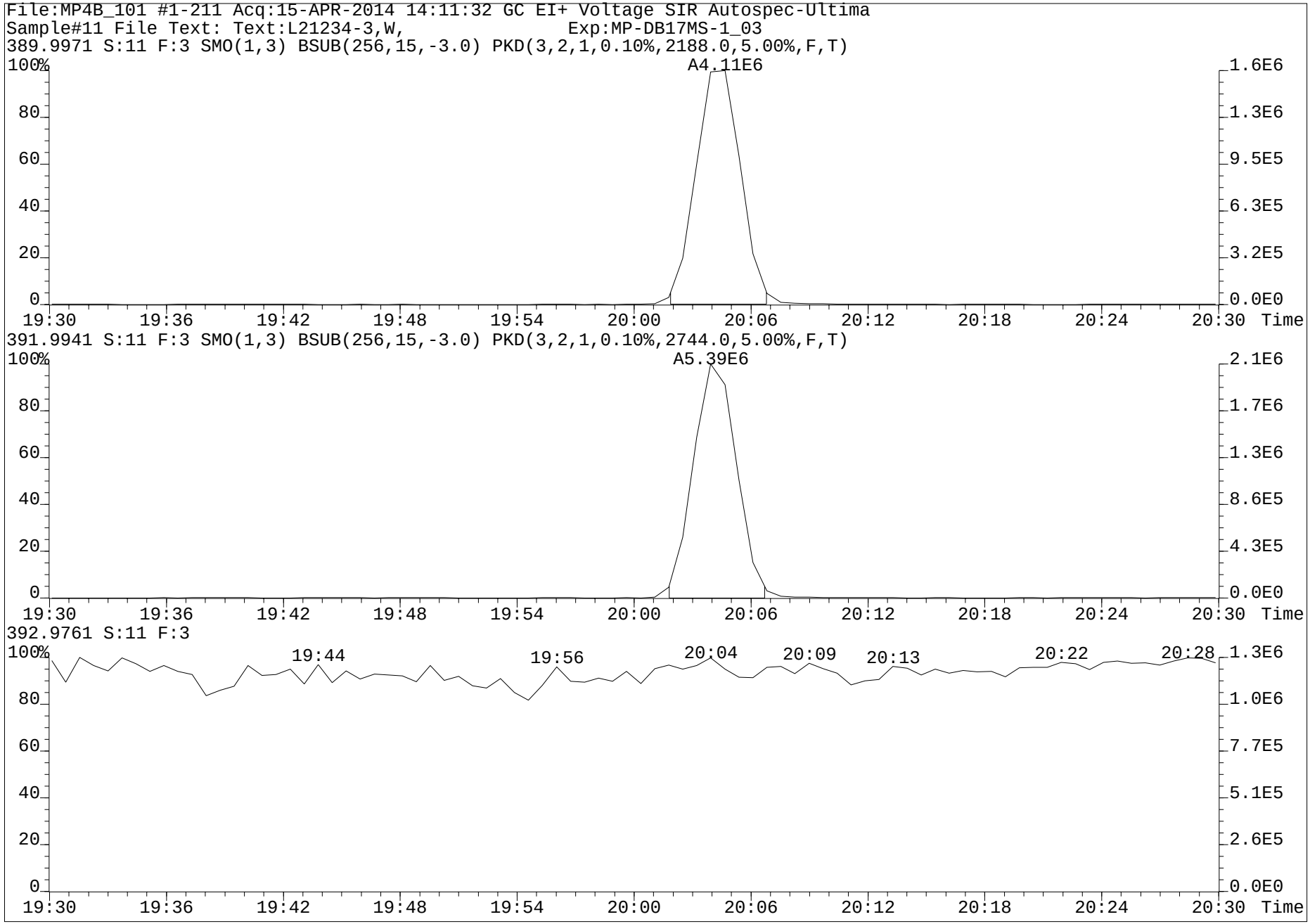
File:MP4B_101 #1-211 Acq:15-APR-2014 14:11:32 GC EI+ Voltage SIR Autospec-Ultima
Sample#11 File Text: Text:L21234-3,W, Exp:MP-DB17MS-1_03
389.9971 S:11 F:3 SMO(1,3) BSUB(256,15,-3.0) PKD(3,2,1,0.10%,2188.0,5.00%,F,T)
A4.11E6
391.9941 S:11 F:3 SMO(1,3) BSUB(256,15,-3.0) PKD(3,2,1,0.10%,2744.0,5.00%,F,T)
A5.39E6
392.9761 S:11 F:3
19:44
19:56
20:04
20:09
20:13
20:22
20:28
Time

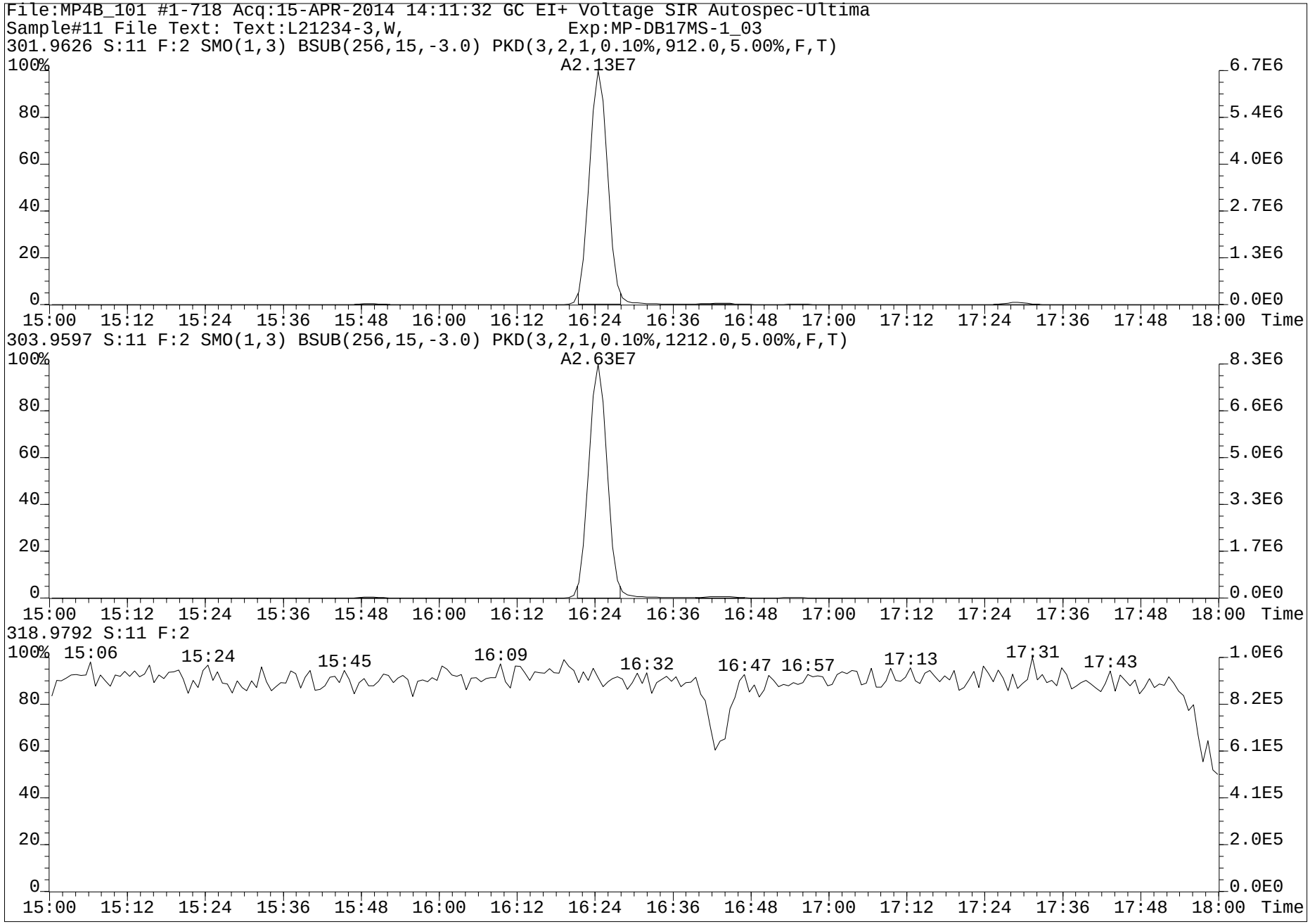
File:MP4B_101 #1-718 Acq:15-APR-2014 14:11:32 GC EI+ Voltage SIR Autospec-Ultima
Sample#11 File Text: Text:L21234-3,W, Exp:MP-DB17MS-1_03
301.9626 S:11 F:2 SMO(1,3) BSUB(256,15,-3.0) PKD(3,2,1,0.10%,912.0,5.00%,F,T)
A2.13E7
303.9597 S:11 F:2 SMO(1,3) BSUB(256,15,-3.0) PKD(3,2,1,0.10%,1212.0,5.00%,F,T)
A2.63E7
318.9792 S:11 F:2
15:06
15:24
15:45
16:09
16:32
16:47
16:57
17:13
17:31
17:43
Time

www.axysanalytical.com

Run #16 Filename MP4B_101 S: 9 I: 1 Acquired: 15-APR-14 13:04:15 Processed: 16-APR-14 08:57:43
Run: mp4b_101-a Analyte: MP-DB17-S08 Cal: mp4b_099-7a Results: mp4b_101-a Version: V3.6 6-JAN-2000 17:51:42
Sample text: L21234-4,WI, Comments: 4,WG47118,2.0/800uL
sample size: 3.900000 conc units: pg/mL total toxicity: 130148» F1: 1.0000 F2: 1.0000

	Typ	Name	#Hom	Resp	RA		RT	Conc	Tox #1	DL	Rec	M?
1	Unk	1-OH-Naphthalene	1	7.92e+08	0.87	n	8:08	72466.655	7247	167.1302	-	n
2	Unk	1-OH-Pyrene	1	OLR 7.52e+09	1.28	n	20:47	616696.783	61670	3999.8012	-	n
3	Unk	3-OH-Chrysene	1	OLR 1.79e+09	1.83	n	23:02	102212.675	10221	2215.6778	-	y
4	Unk	3-OH-Benz[a]anthracene	1	4.35e+08	2.38	n	23:13	34123.274	17062	2958.7121	-	n
5	Unk	7,8-OH-Benzo[a]pyrene-C	0	*	*	n	NotFnd	*	*	4960.0251	-	n
6	Unk	7,8-OH-Benzo[a]pyrene-T	0	*	*	n	NotFnd	*	*	4843.3428	-	n
7	Unk	7,8-OH-Benzo[a]pyrene-3	1	2.40e+08	4.92	n	26:12	380119.531	38012	4342.5704	-	n
8	Unk	9-OH-Benzo[a]pyrene	1	OLR 1.29e+09	6.54	n	26:33	255962.794	25596	388.5707	-	y
9	Unk	3-OH-Benzo[a]pyrene	1	OLR 2.95e+09	5.88	n	26:45	362712.936	36271	337.6761	-	n
10	Unk	7,8-OH-Benzo[a]pyrene-4	1	4.89e+08	10.16	n	27:08	1105402.391	1105»	6206.5449	-	n
11	IS	13C6-1-OH-Naphthalene	1	2.32e+07	0.80	n	8:08	1792.788	-	50.7295	69.9	n
12	IS	13C6-1-OH-Pyrene	1	2.93e+07	3.66	n	20:46	1247.436	-	120.0265	48.6	n
13	IS	13C6-1-OH-BAA	1	6.82e+07	2.33	n	22:29	2938.933	-	335.9222	110.2	n
14	IS	13C6-3-OH-Chrysene	1	4.06e+07	2.03	n	23:02	3077.557	-	590.6143	118.8	n
15	IS	D11-3-OH-Benzo[a]pyrene	1	1.50e+07	5.71	n	26:39	4183.010	-	31.7626	159.3	y
16	IS	13C-CL4-OH-PCB-79	1	9.29e+06	0.80	y	20:04	2757.918	-	13.7245	107.6	n
17	IS	13C-CL4-PCB-79	0	*	*	n	NotFnd	*	-	*	Div0	n
18	RS	13C-CL4-PCB-81	1	4.30e+07	0.82	y	16:24	4.498	-	-	0.2	n
19	Tot	Fn1 Lock	-	-			-	-	-	-	-	n
20	Tot	Fn2 Lock	-	-			-	-	-	-	-	n
21	Tot	Fn3 Lock	-	-			-	-	-	-	-	n
22	Tot	Fn4 Lock	-	-			-	-	-	-	-	n
23	Tot	Fn5 Lock	-	-			-	-	-	-	-	n
24	Tot	Fn6 Lock	-	-			-	-	-	-	-	n

prd by RT 17APR2014

Rv by MW
21-Apr-14

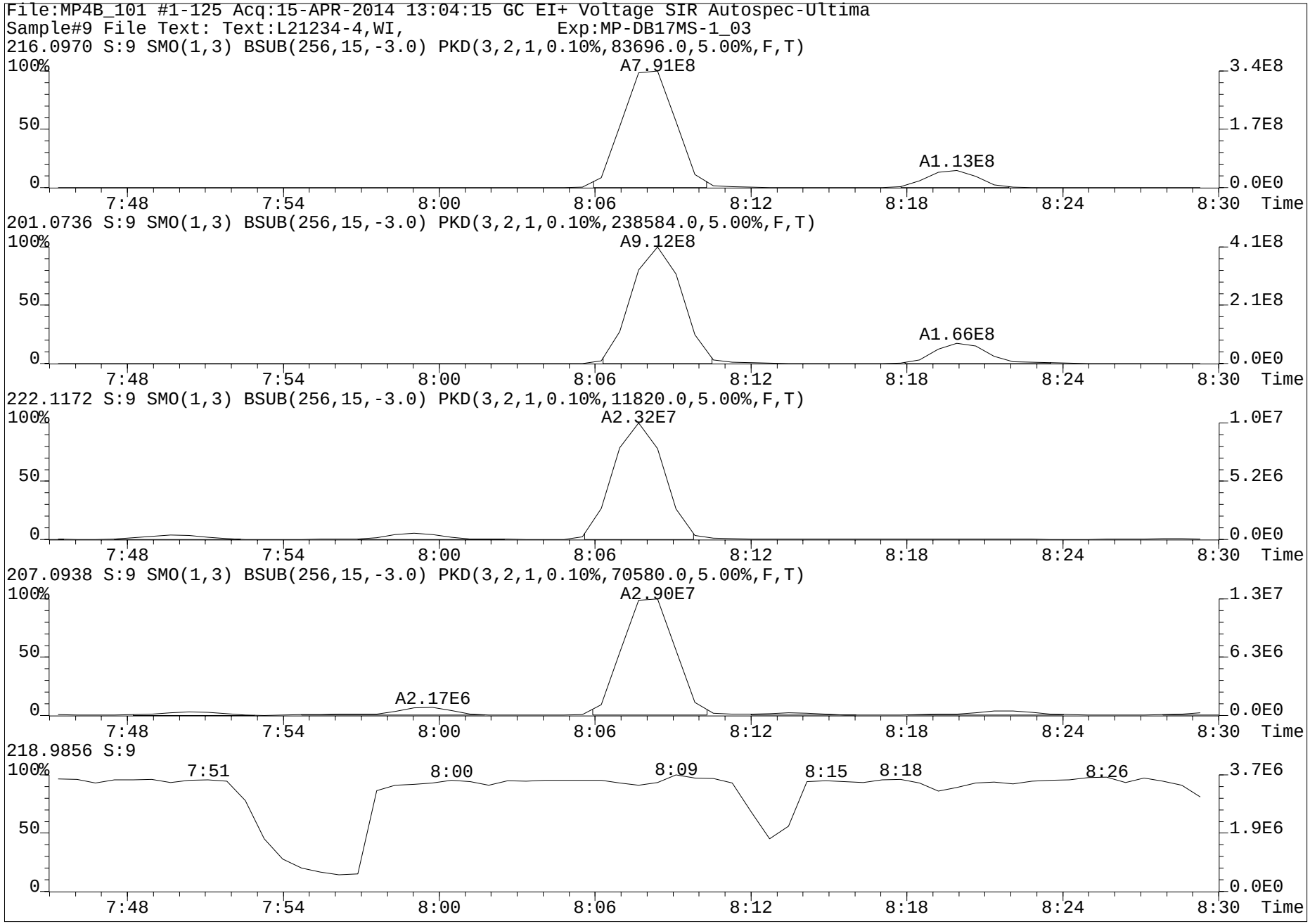
File:MP4B_101 #1-125 Acq:15-APR-2014 13:04:15 GC EI+ Voltage SIR Autospec-Ultima
Sample#9 File Text: Text:L21234-4,WI, Exp:MP-DB17MS-1_03
216.0970 S:9 SMO(1,3) BSUB(256,15,-3.0) PKD(3,2,1,0.10%,83696.0,5.00%,F,T)
A7.91E8
A1.13E8
201.0736 S:9 SMO(1,3) BSUB(256,15,-3.0) PKD(3,2,1,0.10%,238584.0,5.00%,F,T)
A9.12E8
A1.66E8
222.1172 S:9 SMO(1,3) BSUB(256,15,-3.0) PKD(3,2,1,0.10%,11820.0,5.00%,F,T)
A2.32E7
207.0938 S:9 SMO(1,3) BSUB(256,15,-3.0) PKD(3,2,1,0.10%,70580.0,5.00%,F,T)
A2.90E7
A2.17E6
218.9856 S:9
7:51
8:00
8:09
8:15
8:18
8:26
100%
50
0
3.4E8
1.7E8
0.0E0
4.1E8
2.1E8
1.0E7
5.2E6
1.3E7
6.3E6
3.7E6
1.9E6
7:48
7:54
8:00
8:06
8:12
8:18
8:24
8:30
Time

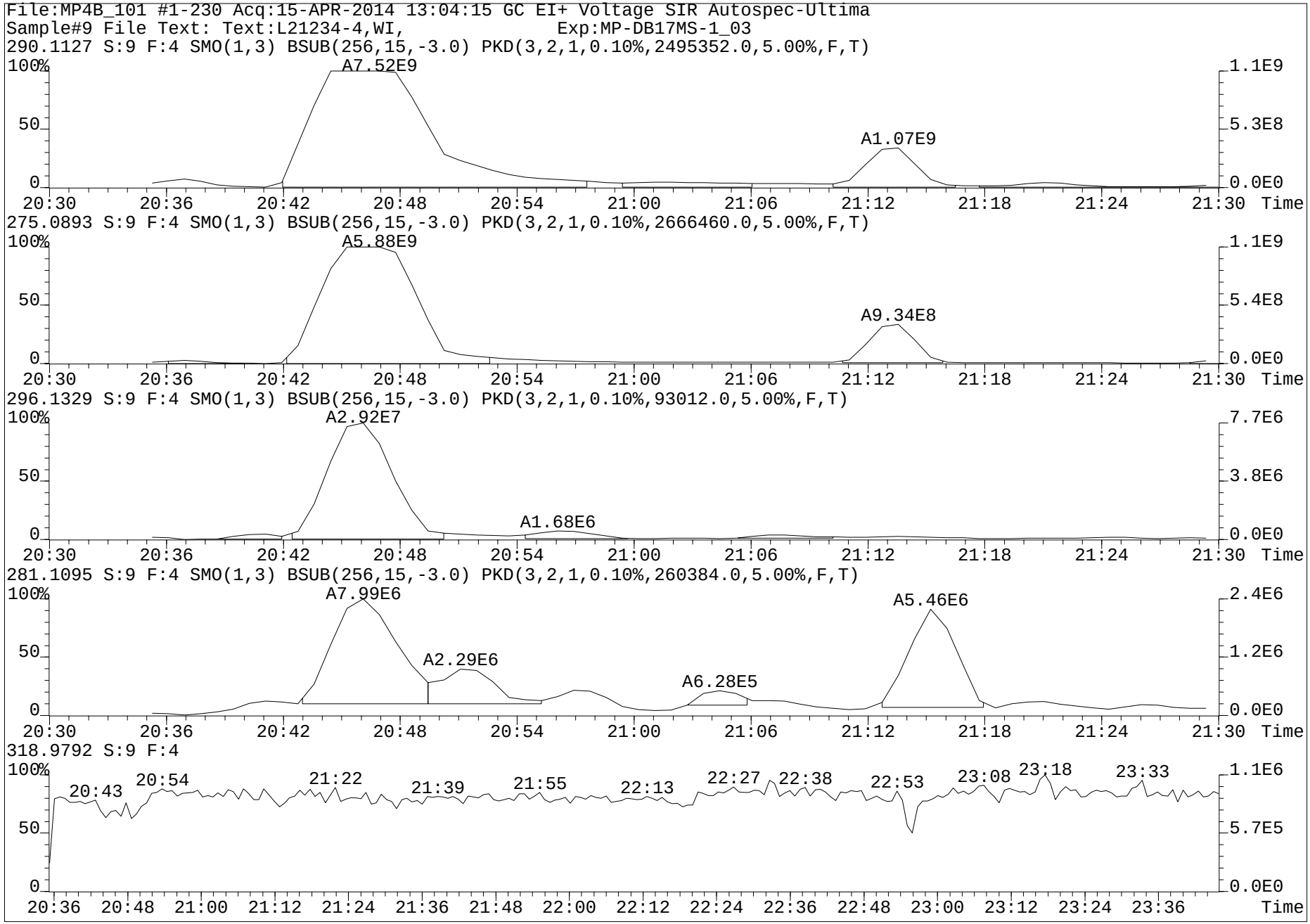
File:MP4B_101 #1-230 Acq:15-APR-2014 13:04:15 GC EI+ Voltage SIR Autospec-Ultima
Sample#9 File Text: Text:L21234-4,WI, Exp:MP-DB17MS-1_03
290.1127 S:9 F:4 SMO(1,3) BSUB(256,15,-3.0) PKD(3,2,1,0.10%,2495352.0,5.00%,F,T)
A7.52E9
A1.07E9
275.0893 S:9 F:4 SMO(1,3) BSUB(256,15,-3.0) PKD(3,2,1,0.10%,2666460.0,5.00%,F,T)
A5.88E9
A9.34E8
296.1329 S:9 F:4 SMO(1,3) BSUB(256,15,-3.0) PKD(3,2,1,0.10%,93012.0,5.00%,F,T)
A2.92E7
A1.68E6
281.1095 S:9 F:4 SMO(1,3) BSUB(256,15,-3.0) PKD(3,2,1,0.10%,260384.0,5.00%,F,T)
A7.99E6
A2.29E6
A6.28E5
A5.46E6
318.9792 S:9 F:4
20:43
20:54
21:22
21:39
21:55
22:13
22:27
22:38
22:53
23:08
23:18
23:33
Time

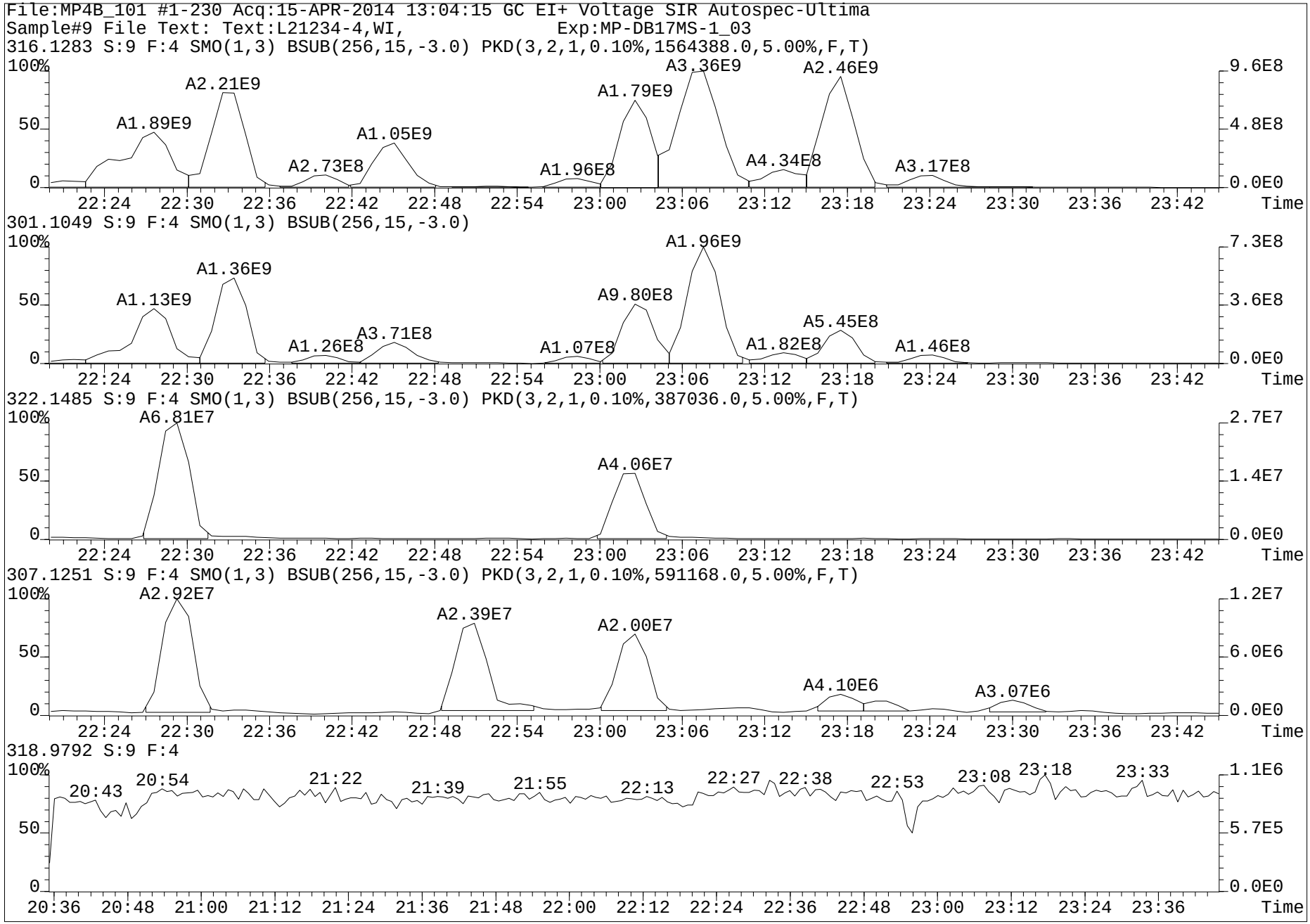
File:MP4B_101 #1-230 Acq:15-APR-2014 13:04:15 GC EI+ Voltage SIR Autospec-Ultima
Sample#9 File Text: Text:L21234-4,WI, Exp:MP-DB17MS-1_03
316.1283 S:9 F:4 SMO(1,3) BSUB(256,15,-3.0) PKD(3,2,1,0.10%,1564388.0,5.00%,F,T)
A1.89E9
A2.21E9
A2.73E8
A1.05E9
A1.96E8
A1.79E9
A3.36E9
A4.34E8
A2.46E9
A3.17E8
301.1049 S:9 F:4 SMO(1,3) BSUB(256,15,-3.0)
A1.13E9
A1.36E9
A1.26E8
A3.71E8
A1.07E8
A9.80E8
A1.96E9
A1.82E8
A5.45E8
A1.46E8
322.1485 S:9 F:4 SMO(1,3) BSUB(256,15,-3.0) PKD(3,2,1,0.10%,387036.0,5.00%,F,T)
A6.81E7
A4.06E7
307.1251 S:9 F:4 SMO(1,3) BSUB(256,15,-3.0) PKD(3,2,1,0.10%,591168.0,5.00%,F,T)
A2.92E7
A2.39E7
A2.00E7
A4.10E6
A3.07E6
318.9792 S:9 F:4
20:43
20:54
21:22
21:39
21:55
22:13
22:27
22:38
22:53
23:08
23:18
23:33
Time

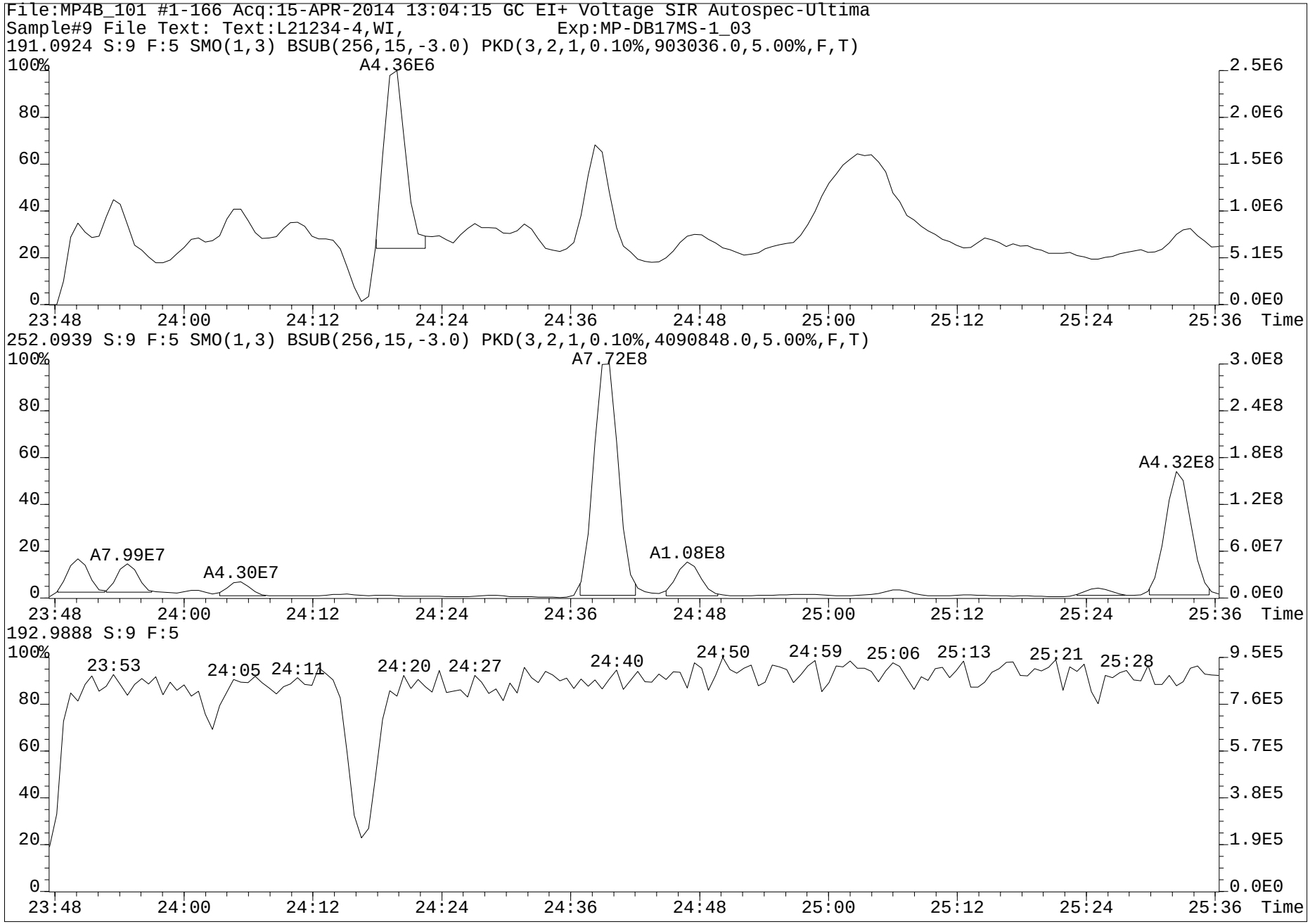
File:MP4B_101 #1-166 Acq:15-APR-2014 13:04:15 GC EI+ Voltage SIR Autospec-Ultima
Sample#9 File Text: Text:L21234-4,WI, Exp:MP-DB17MS-1_03
191.0924 S:9 F:5 SMO(1,3) BSUB(256,15,-3.0) PKD(3,2,1,0.10%,903036.0,5.00%,F,T)
A4.36E6
252.0939 S:9 F:5 SMO(1,3) BSUB(256,15,-3.0) PKD(3,2,1,0.10%,4090848.0,5.00%,F,T)
A7.72E8
A4.32E8
A7.99E7
A4.30E7
A1.08E8
192.9888 S:9 F:5
23:53
24:05
24:11
24:20
24:27
24:40
24:50
24:59
25:06
25:13
25:21
25:28
Time

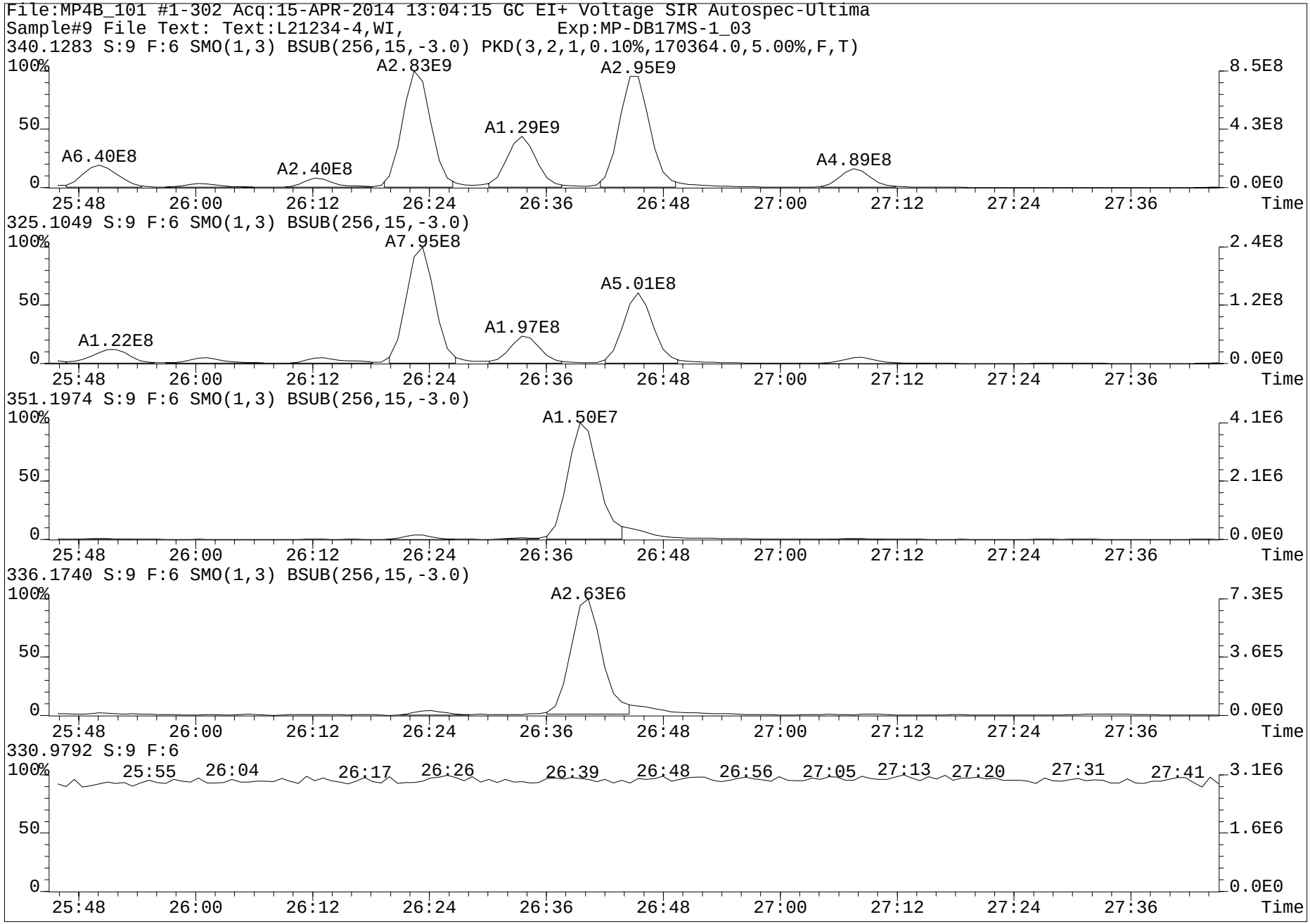
File:MP4B_101 #1-302 Acq:15-APR-2014 13:04:15 GC EI+ Voltage SIR Autospec-Ultima
Sample#9 File Text: Text:L21234-4,WI, Exp:MP-DB17MS-1_03
340.1283 S:9 F:6 SMO(1,3) BSUB(256,15,-3.0) PKD(3,2,1,0.10%,170364.0,5.00%,F,T)
A6.40E8
A2.40E8
A2.83E9
A1.29E9
A2.95E9
A4.89E8
8.5E8
4.3E8
0.0E0
325.1049 S:9 F:6 SMO(1,3) BSUB(256,15,-3.0)
A1.22E8
A7.95E8
A1.97E8
A5.01E8
2.4E8
1.2E8
0.0E0
351.1974 S:9 F:6 SMO(1,3) BSUB(256,15,-3.0)
A1.50E7
4.1E6
2.1E6
0.0E0
336.1740 S:9 F:6 SMO(1,3) BSUB(256,15,-3.0)
A2.63E6
7.3E5
3.6E5
0.0E0
330.9792 S:9 F:6
25:55
26:04
26:17
26:26
26:39
26:48
26:56
27:05
27:13
27:20
27:31
27:41
3.1E6
1.6E6
0.0E0
100%
50
0
25:48
26:00
26:12
26:24
26:36
26:48
27:00
27:12
27:24
27:36
Time

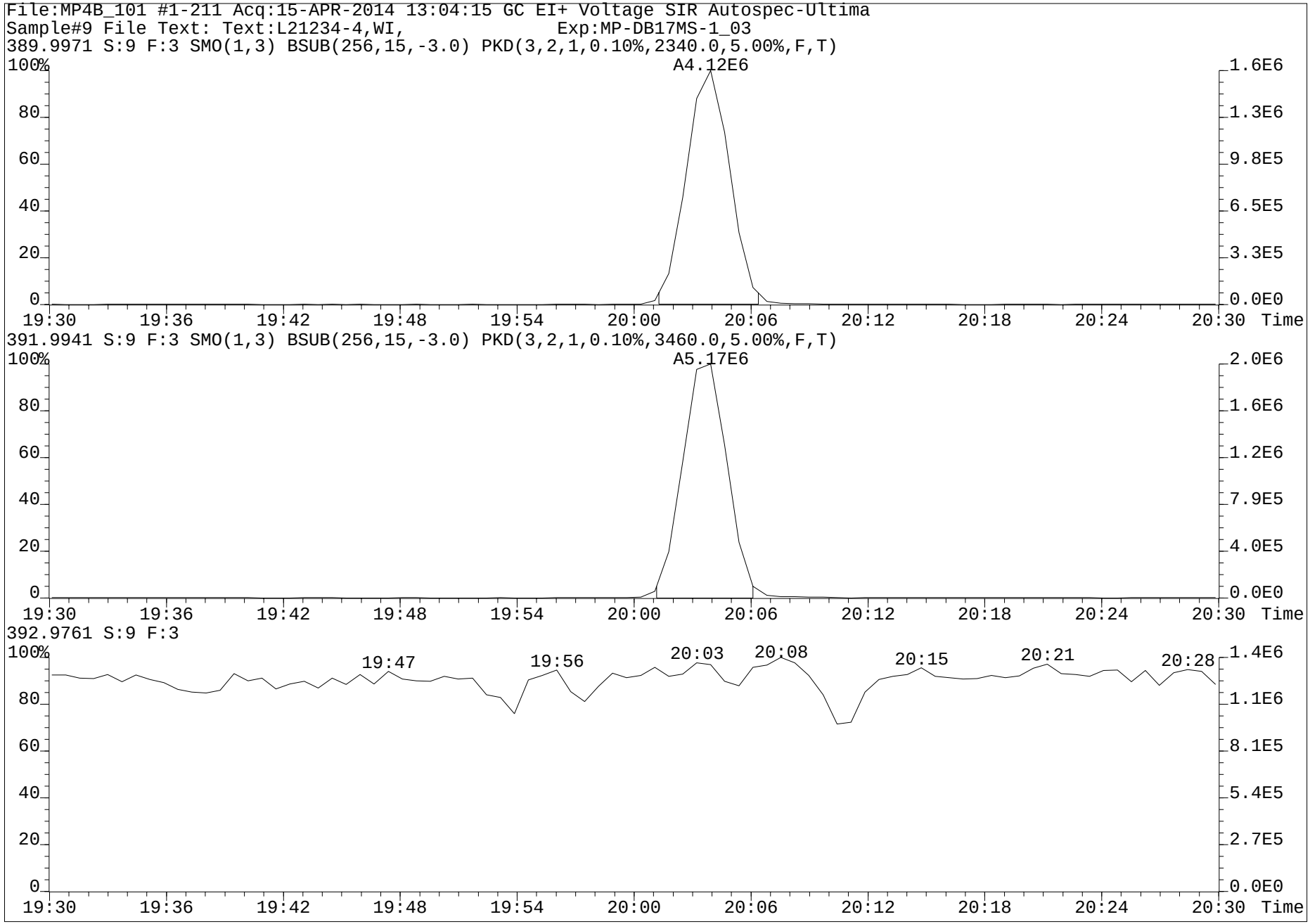
File:MP4B_101 #1-211 Acq:15-APR-2014 13:04:15 GC EI+ Voltage SIR Autospec-Ultima
Sample#9 File Text: Text:L21234-4,WI, Exp:MP-DB17MS-1_03
389.9971 S:9 F:3 SMO(1,3) BSUB(256,15,-3.0) PKD(3,2,1,0.10%,2340.0,5.00%,F,T)
A4.12E6
391.9941 S:9 F:3 SMO(1,3) BSUB(256,15,-3.0) PKD(3,2,1,0.10%,3460.0,5.00%,F,T)
A5.17E6
392.9761 S:9 F:3
19:47
19:56
20:03
20:08
20:15
20:21
20:28
Time

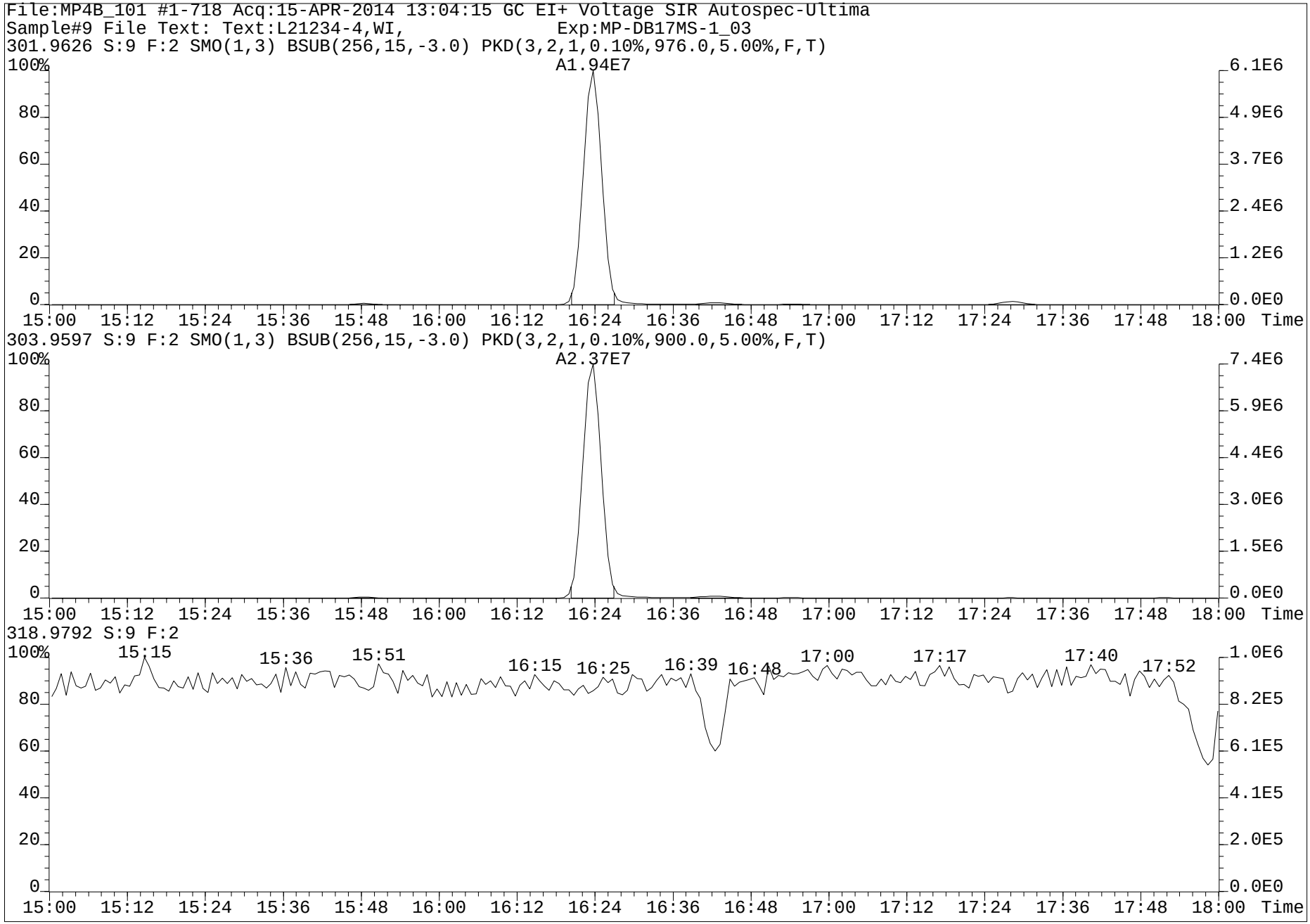
File:MP4B_101 #1-718 Acq:15-APR-2014 13:04:15 GC EI+ Voltage SIR Autospec-Ultima
Sample#9 File Text: Text:L21234-4,WI, Exp:MP-DB17MS-1_03
301.9626 S:9 F:2 SMO(1,3) BSUB(256,15,-3.0) PKD(3,2,1,0.10%,976.0,5.00%,F,T)
A1.94E7
303.9597 S:9 F:2 SMO(1,3) BSUB(256,15,-3.0) PKD(3,2,1,0.10%,900.0,5.00%,F,T)
A2.37E7
318.9792 S:9 F:2
15:15
15:36
15:51
16:15
16:25
16:39
16:48
17:00
17:17
17:40
17:52
Time

www.axysanalytical.com

Run #14 Filename MP4B_101 S: 19 I: 1 Acquired: 15-APR-14 18:40:30 Processed: 16-APR-14 08:57:44
Run: mp4b_101-a Analyte: MP-DB17-S08 Cal: mp4b_099-7a Results: mp4b_101-b Version: V3.6 6-JAN-2000 17:51:42
Sample text: L21234-5,WI, Comments: 4,WG47118,2.0/800uL
sample size: 4.000000 conc units: pg/mL total toxicity: 153885» F1: 1.0000 F2: 1.0000

	Typ	Name	#Hom	Resp	RA		RT	Conc	Tox #1	DL	Rec	M?
1	Unk	1-OH-Naphthalene	1 OLR	1.10e+09	0.87	n	8:09	96639.783	9664	143.7056	-	n
2	Unk	1-OH-Pyrene	1 OLR	8.17e+09	1.33	n	20:48	642989.091	64299	4135.1346	-	n
3	Unk	3-OH-Chrysene	1 OLR	2.00e+09	2.03	n	23:03	113488.429	11349	2518.3448	-	n
4	Unk	3-OH-Benz[a]anthracene	1	5.06e+08	2.33	n	23:14	39505.848	19753	3381.7277	-	n
5	Unk	7,8-OH-Benzo[a]pyrene-C	0	*	*	n	NotFnd	*	*	4456.4341	-	n
6	Unk	7,8-OH-Benzo[a]pyrene-T	0	*	*	n	NotFnd	*	*	4351.5985	-	n
7	Unk	7,8-OH-Benzo[a]pyrene-3	1	2.80e+08	4.88	n	26:14	446432.872	44643	6666.9068	-	n
8	Unk	9-OH-Benzo[a]pyrene	1 OLR	1.50e+09	6.67	n	26:34	295363.662	29536	587.0913	-	n
9	Unk	3-OH-Benzo[a]pyrene	1 OLR	3.18e+09	5.92	n	26:46	394142.994	39414	518.4154	-	n
10	Unk	7,8-OH-Benzo[a]pyrene-4	1	5.80e+08	10.39	n	27:09	1320199.151	1320»	9528.5633	-	n
11	IS	13C6-1-OH-Naphthalene	1	2.36e+07	0.82	n	8:09	1768.227	-	32.4156	70.7	n
12	IS	13C6-1-OH-Pyrene	1	2.97e+07	3.31	n	20:47	1225.375	-	95.3023	49.0	n
13	IS	13C6-1-OH-BAA	1	6.69e+07	2.33	n	22:30	2790.893	-	333.4055	107.3	n
14	IS	13C6-3-OH-Chrysene	1	3.98e+07	2.02	n	23:03	2916.644	-	586.1894	115.5	n
15	IS	D11-3-OH-Benzo[a]pyrene	1	1.45e+07	5.75	n	26:40	3918.463	-	28.7628	153.1	y
16	IS	13C-CL4-OH-PCB-79	1	9.23e+06	0.77	y	20:05	2652.214	-	13.9221	106.1	n
17	IS	13C-CL4-PCB-79	0	*	*	n	NotFnd	*	-	*	Div0	n
18	RS	13C-CL4-PCB-81	1	4.33e+07	0.82	y	16:24	4.418	-	-	0.2	n
19	Tot	Fn1 Lock	-	-			-	-	-	-	-	n
20	Tot	Fn2 Lock	-	-			-	-	-	-	-	n
21	Tot	Fn3 Lock	-	-			-	-	-	-	-	n
22	Tot	Fn4 Lock	-	-			-	-	-	-	-	n
23	Tot	Fn5 Lock	-	-			-	-	-	-	-	n
24	Tot	Fn6 Lock	-	-			-	-	-	-	-	n

pv'd by RJ 17APR2014

EV key MW
21-APR-14

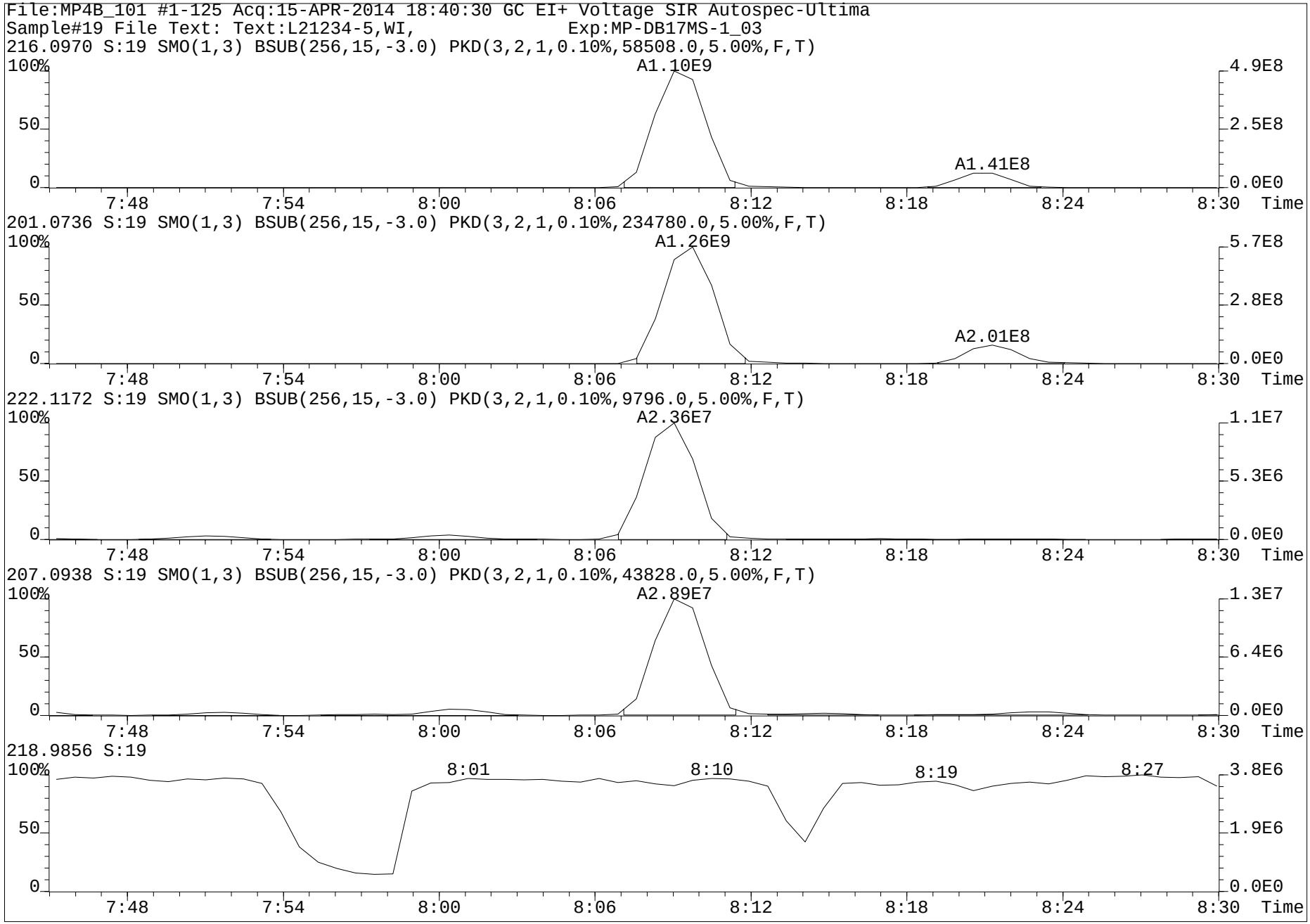
File:MP4B_101 #1-125 Acq:15-APR-2014 18:40:30 GC EI+ Voltage SIR Autospec-Ultima
Sample#19 File Text: Text:L21234-5,WI, Exp:MP-DB17MS-1_03
216.0970 S:19 SMO(1,3) BSUB(256,15,-3.0) PKD(3,2,1,0.10%,58508.0,5.00%,F,T)
A1.10E9
A1.41E8
4.9E8
2.5E8
0.0E0
201.0736 S:19 SMO(1,3) BSUB(256,15,-3.0) PKD(3,2,1,0.10%,234780.0,5.00%,F,T)
A1.26E9
A2.01E8
5.7E8
2.8E8
0.0E0
222.1172 S:19 SMO(1,3) BSUB(256,15,-3.0) PKD(3,2,1,0.10%,9796.0,5.00%,F,T)
A2.36E7
1.1E7
5.3E6
0.0E0
207.0938 S:19 SMO(1,3) BSUB(256,15,-3.0) PKD(3,2,1,0.10%,43828.0,5.00%,F,T)
A2.89E7
1.3E7
6.4E6
0.0E0
218.9856 S:19
8:01
8:10
8:19
8:27
3.8E6
1.9E6
0.0E0
100%
50
0
7:48
7:54
8:00
8:06
8:12
8:18
8:24
8:30
Time


File:MP4B_101 #1-230 Acq:15-APR-2014 18:40:30 GC EI+ Voltage SIR Autospec-Ultima
Sample#19 File Text: Text:L21234-5,WI, Exp:MP-DB17MS-1_03
290.1127 S:19 F:4 SMO(1,3) BSUB(256,15,-3.0) PKD(3,2,1,0.10%,2837956.0,5.00%,F,T)
A8.16E9
A1.10E9
A3.45E8
275.0893 S:19 F:4 SMO(1,3) BSUB(256,15,-3.0) PKD(3,2,1,0.10%,2304960.0,5.00%,F,T)
A6.14E9
A8.91E8
296.1329 S:19 F:4 SMO(1,3) BSUB(256,15,-3.0) PKD(3,2,1,0.10%,88040.0,5.00%,F,T)
A2.97E7
A7.55E5
A2.50E6
281.1095 S:19 F:4 SMO(1,3) BSUB(256,15,-3.0) PKD(3,2,1,0.10%,197736.0,5.00%,F,T)
A8.97E6
A4.47E6
A2.60E6
A8.66E5
A5.65E5
A6.69E5
318.9792 S:19 F:4
20:47
20:58
21:13
21:28
21:43
22:03
22:16
22:28
22:47
23:08
23:18
23:32
Time


File:MP4B_101 #1-230 Acq:15-APR-2014 18:40:30 GC EI+ Voltage SIR Autospec-Ultima
Sample#19 File Text: Text:L21234-5,WI, Exp:MP-DB17MS-1_03
316.1283 S:19 F:4 SMO(1,3) BSUB(256,15,-3.0) PKD(3,2,1,0.10%,2011680.0,5.00%,F,T)
A2.06E9
A2.17E9
A3.73E8
A1.17E9
A2.16E8
A2.00E9
A3.19E9
A5.06E8
A2.48E9
A3.75E8
301.1049 S:19 F:4 SMO(1,3) BSUB(256,15,-3.0) PKD(3,2,1,0.10%,4889880.0,5.00%,F,T)
A1.24E9
A1.39E9
A1.67E8
A4.21E8
A1.20E8
A9.87E8
A1.94E9
A2.17E8
A4.81E8
A1.87E8
322.1485 S:19 F:4 SMO(1,3) BSUB(256,15,-3.0) PKD(3,2,1,0.10%,424652.0,5.00%,F,T)
A6.68E7
A3.97E7
307.1251 S:19 F:4 SMO(1,3) BSUB(256,15,-3.0) PKD(3,2,1,0.10%,564132.0,5.00%,F,T)
A2.87E7
A2.30E7
A2.24E6
A1.97E7
A5.04E6
A2.46E6
318.9792 S:19 F:4
20:47
20:58
21:13
21:28
21:43
22:03
22:16
22:28
22:47
23:08
23:18
23:32
Time

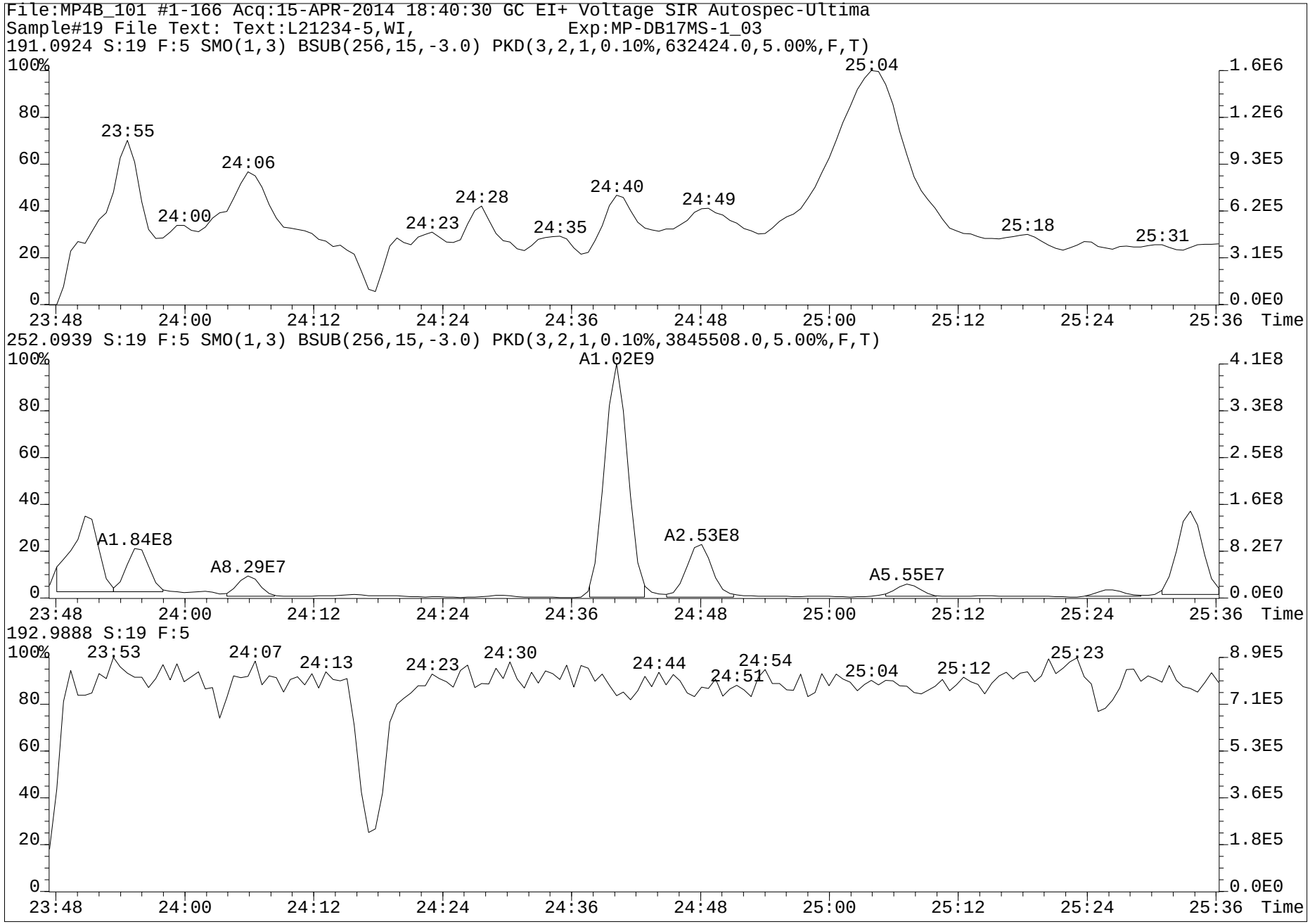
File:MP4B_101 #1-166 Acq:15-APR-2014 18:40:30 GC EI+ Voltage SIR Autospec-Ultima
Sample#19 File Text: Text:L21234-5,WI, Exp:MP-DB17MS-1_03
191.0924 S:19 F:5 SMO(1,3) BSUB(256,15,-3.0) PKD(3,2,1,0.10%,632424.0,5.00%,F,T)
23:55
24:00
24:06
24:23
24:28
24:35
24:40
24:49
25:04
25:18
25:31
252.0939 S:19 F:5 SMO(1,3) BSUB(256,15,-3.0) PKD(3,2,1,0.10%,3845508.0,5.00%,F,T)
A1.84E8
A8.29E7
A1.02E9
A2.53E8
A5.55E7
192.9888 S:19 F:5
23:53
24:07
24:13
24:23
24:30
24:44
24:51
24:54
25:04
25:12
25:23
Time

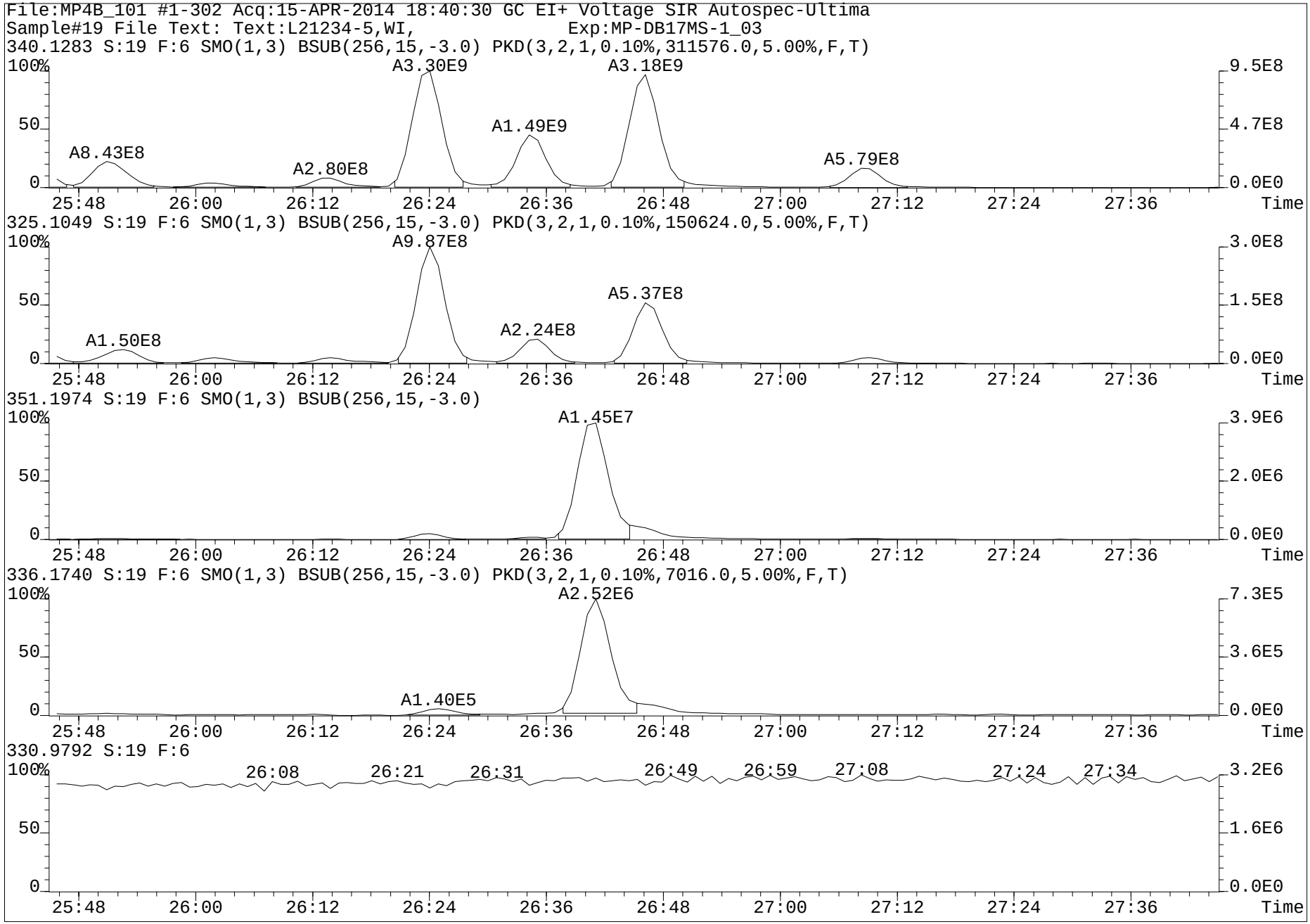
File:MP4B_101 #1-302 Acq:15-APR-2014 18:40:30 GC EI+ Voltage SIR Autospec-Ultima
Sample#19 File Text: Text:L21234-5,WI, Exp:MP-DB17MS-1_03
340.1283 S:19 F:6 SMO(1,3) BSUB(256,15,-3.0) PKD(3,2,1,0.10%,311576.0,5.00%,F,T)
A8.43E8
A2.80E8
A3.30E9
A1.49E9
A3.18E9
A5.79E8
9.5E8
4.7E8
0.0E0
325.1049 S:19 F:6 SMO(1,3) BSUB(256,15,-3.0) PKD(3,2,1,0.10%,150624.0,5.00%,F,T)
A1.50E8
A9.87E8
A2.24E8
A5.37E8
3.0E8
1.5E8
0.0E0
351.1974 S:19 F:6 SMO(1,3) BSUB(256,15,-3.0)
A1.45E7
3.9E6
2.0E6
0.0E0
336.1740 S:19 F:6 SMO(1,3) BSUB(256,15,-3.0) PKD(3,2,1,0.10%,7016.0,5.00%,F,T)
A1.40E5
A2.52E6
7.3E5
3.6E5
0.0E0
330.9792 S:19 F:6
26:08
26:21
26:31
26:49
26:59
27:08
27:24
27:34
3.2E6
1.6E6
0.0E0
100%
50
0
25:48
26:00
26:12
26:24
26:36
26:48
27:00
27:12
27:24
27:36
Time

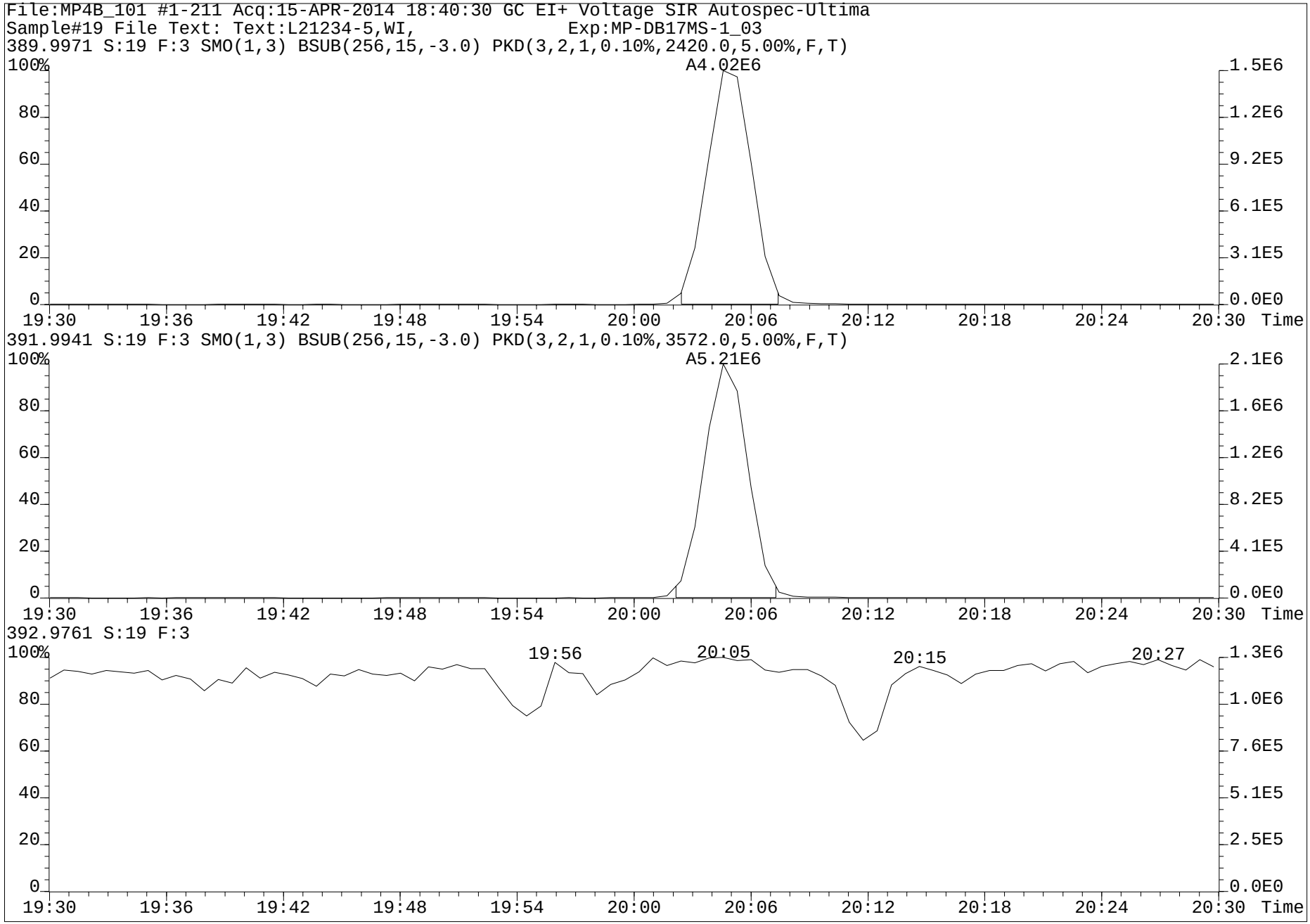
File:MP4B_101 #1-211 Acq:15-APR-2014 18:40:30 GC EI+ Voltage SIR Autospec-Ultima
Sample#19 File Text: Text:L21234-5,WI, Exp:MP-DB17MS-1_03
389.9971 S:19 F:3 SMO(1,3) BSUB(256,15,-3.0) PKD(3,2,1,0.10%,2420.0,5.00%,F,T)
A4.02E6
391.9941 S:19 F:3 SMO(1,3) BSUB(256,15,-3.0) PKD(3,2,1,0.10%,3572.0,5.00%,F,T)
A5.21E6
392.9761 S:19 F:3
19:56
20:05
20:15
20:27
Time

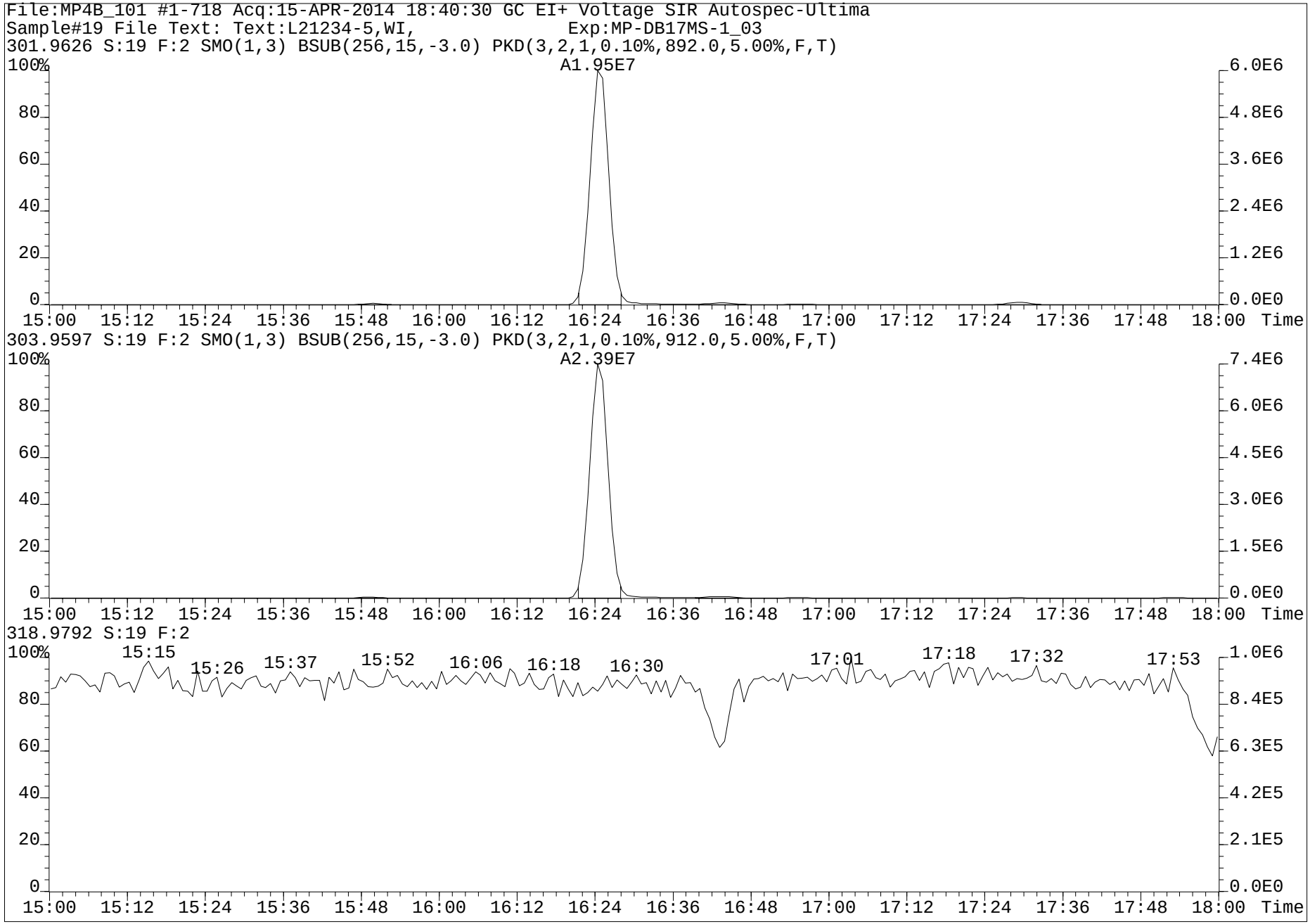
File:MP4B_101 #1-718 Acq:15-APR-2014 18:40:30 GC EI+ Voltage SIR Autospec-Ultima
Sample#19 File Text: Text:L21234-5,WI, Exp:MP-DB17MS-1_03
301.9626 S:19 F:2 SMO(1,3) BSUB(256,15,-3.0) PKD(3,2,1,0.10%,892.0,5.00%,F,T)
A1.95E7
303.9597 S:19 F:2 SMO(1,3) BSUB(256,15,-3.0) PKD(3,2,1,0.10%,912.0,5.00%,F,T)
A2.39E7
318.9792 S:19 F:2
15:15
15:26
15:37
15:52
16:06
16:18
16:30
17:01
17:18
17:32
17:53
Time

Run #12 Filename MP4B_101 S: 17 I: 1 Acquired: 15-APR-14 17:33:13 Processed: 16-APR-14 08:57:44
Run: mp4b_101-a Analyte: MP-DB17-S08 Cal: mp4b_099-7a Results: mp4b_101-b Version: V3.6 6-JAN-2000 17:51:42
Sample text: L21234-6,W, Comments: 4,WG47118,2.0/800uL
sample size: 4.000000 conc units: pg/mL total toxicity: 183224» F1: 1.0000 F2: 1.0000

	Typ	Name	#Hom	Resp	RA		RT	Conc	Tox #1	DL	Rec	M?
1	Unk	1-OH-Naphthalene	1	5.16e+08	0.85	n	8:09	45002.472	4500	153.2660	-	n
2	Unk	1-OH-Pyrene	1 OLR	7.60e+09	1.28	n	20:48	644409.248	64441	3624.9378	-	n
3	Unk	3-OH-Chrysene	1 OLR	1.71e+09	2.17	n	23:03	99739.188	9974	1715.9929	-	n
4	Unk	3-OH-Benz[a]anthracene	1	3.93e+08	1.93	n	23:14	33126.403	16563	2482.6498	-	n
5	Unk	7,8-OH-Benzo[a]pyrene-C	0	*	*	n	NotFnd	*	*	6100.6698	-	n
6	Unk	7,8-OH-Benzo[a]pyrene-T	0	*	*	n	NotFnd	*	*	5957.1543	-	n
7	Unk	7,8-OH-Benzo[a]pyrene-3	1	3.09e+08	5.35	n	26:14	500295.677	50030	1936.2084	-	n
8	Unk	9-OH-Benzo[a]pyrene	1 OLR	1.78e+09	6.73	n	26:35	360052.232	36005	168.2301	-	n
9	Unk	3-OH-Benzo[a]pyrene	1 OLR	3.70e+09	5.69	n	26:46	465695.136	46570	150.5586	-	n
10	Unk	7,8-OH-Benzo[a]pyrene-4	1	6.93e+08	10.52	n	27:09	1604163.791	1604»	2767.2930	-	n
11	IS	13C6-1-OH-Naphthalene	1	2.37e+07	0.82	n	8:09	1922.843	-	22.5897	76.9	n
12	IS	13C6-1-OH-Pyrene	1	2.76e+07	3.30	n	20:47	1233.668	-	74.0746	49.3	n
13	IS	13C6-1-OH-BAA	1	6.19e+07	2.22	n	22:30	2801.216	-	301.6053	107.7	n
14	IS	13C6-3-OH-Chrysene	1	3.87e+07	2.07	n	23:03	3078.344	-	530.2787	121.9	n
15	IS	D11-3-OH-Benzo[a]pyrene	1	1.43e+07	5.80	n	26:41	4181.668	-	28.3626	163.3	y
16	IS	13C-CL4-OH-PCB-79	1	8.12e+06	0.76	y	20:05	2531.336	-	12.4207	101.3	n
17	IS	13C-CL4-PCB-79	0	*	*	n	NotFnd	*	-	*	Div0	n
18	RS	13C-CL4-PCB-81	1	4.00e+07	0.81	y	16:25	4.074	-	-	0.2	n
19	Tot	Fn1 Lock	-	-			-	-	-	-	-	n
20	Tot	Fn2 Lock	-	-			-	-	-	-	-	n
21	Tot	Fn3 Lock	-	-			-	-	-	-	-	n
22	Tot	Fn4 Lock	-	-			-	-	-	-	-	n
23	Tot	Fn5 Lock	-	-			-	-	-	-	-	n
24	Tot	Fn6 Lock	-	-			-	-	-	-	-	n

pv'd by RT 17APR2014

SV by mw
21-Apr-14

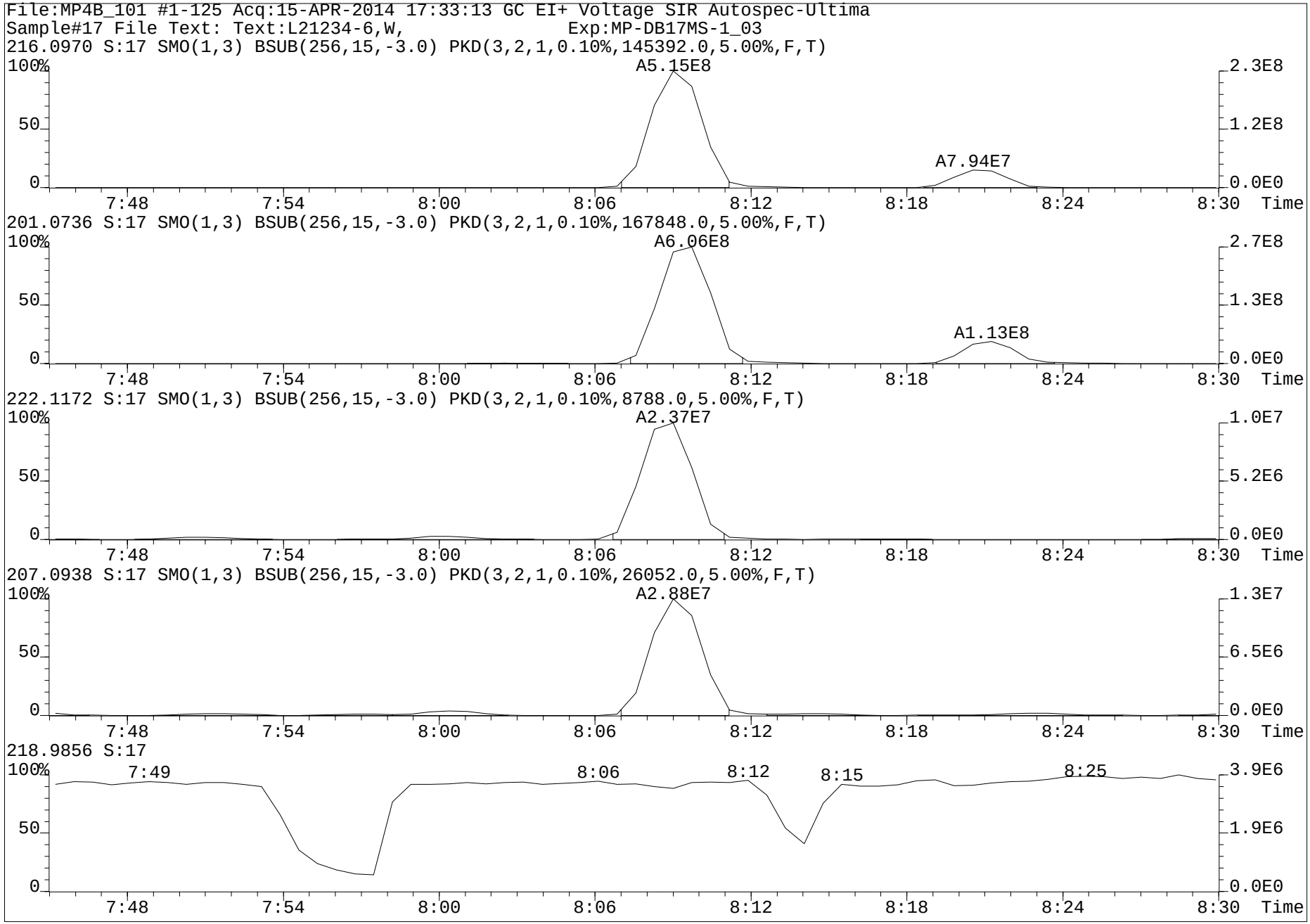
File:MP4B_101 #1-125 Acq:15-APR-2014 17:33:13 GC EI+ Voltage SIR Autospec-Ultima
Sample#17 File Text: Text:L21234-6,W, Exp:MP-DB17MS-1_03
216.0970 S:17 SMO(1,3) BSUB(256,15,-3.0) PKD(3,2,1,0.10%,145392.0,5.00%,F,T)
A5.15E8
A7.94E7
2.3E8
1.2E8
0.0E0
201.0736 S:17 SMO(1,3) BSUB(256,15,-3.0) PKD(3,2,1,0.10%,167848.0,5.00%,F,T)
A6.06E8
A1.13E8
2.7E8
1.3E8
0.0E0
222.1172 S:17 SMO(1,3) BSUB(256,15,-3.0) PKD(3,2,1,0.10%,8788.0,5.00%,F,T)
A2.37E7
1.0E7
5.2E6
0.0E0
207.0938 S:17 SMO(1,3) BSUB(256,15,-3.0) PKD(3,2,1,0.10%,26052.0,5.00%,F,T)
A2.88E7
1.3E7
6.5E6
0.0E0
218.9856 S:17
7:49
8:06
8:12
8:15
8:25
3.9E6
1.9E6
0.0E0
100%
50
0
7:48
7:54
8:00
8:06
8:12
8:18
8:24
8:30
Time

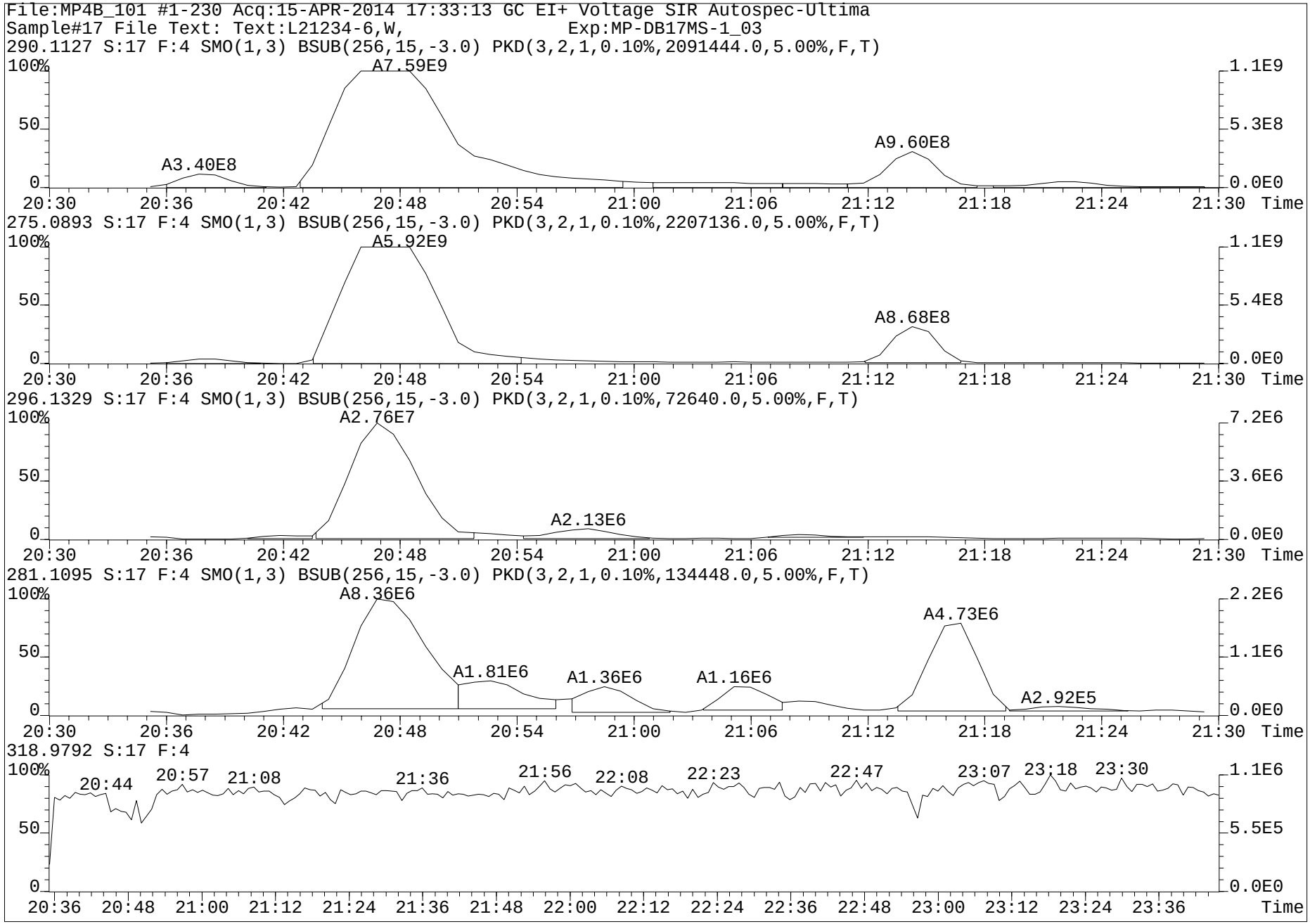
File:MP4B_101 #1-230 Acq:15-APR-2014 17:33:13 GC EI+ Voltage SIR Autospec-Ultima
Sample#17 File Text: Text:L21234-6,W, Exp:MP-DB17MS-1_03
290.1127 S:17 F:4 SMO(1,3) BSUB(256,15,-3.0) PKD(3,2,1,0.10%,2091444.0,5.00%,F,T)
A7.59E9
A3.40E8
A9.60E8
1.1E9
5.3E8
0.0E0
275.0893 S:17 F:4 SMO(1,3) BSUB(256,15,-3.0) PKD(3,2,1,0.10%,2207136.0,5.00%,F,T)
A5.92E9
A8.68E8
1.1E9
5.4E8
0.0E0
296.1329 S:17 F:4 SMO(1,3) BSUB(256,15,-3.0) PKD(3,2,1,0.10%,72640.0,5.00%,F,T)
A2.76E7
A2.13E6
7.2E6
3.6E6
0.0E0
281.1095 S:17 F:4 SMO(1,3) BSUB(256,15,-3.0) PKD(3,2,1,0.10%,134448.0,5.00%,F,T)
A8.36E6
A1.81E6
A1.36E6
A1.16E6
A4.73E6
A2.92E5
2.2E6
1.1E6
0.0E0
318.9792 S:17 F:4
20:44
20:57
21:08
21:36
21:56
22:08
22:23
22:47
23:07
23:18
23:30
1.1E6
5.5E5
0.0E0
Time

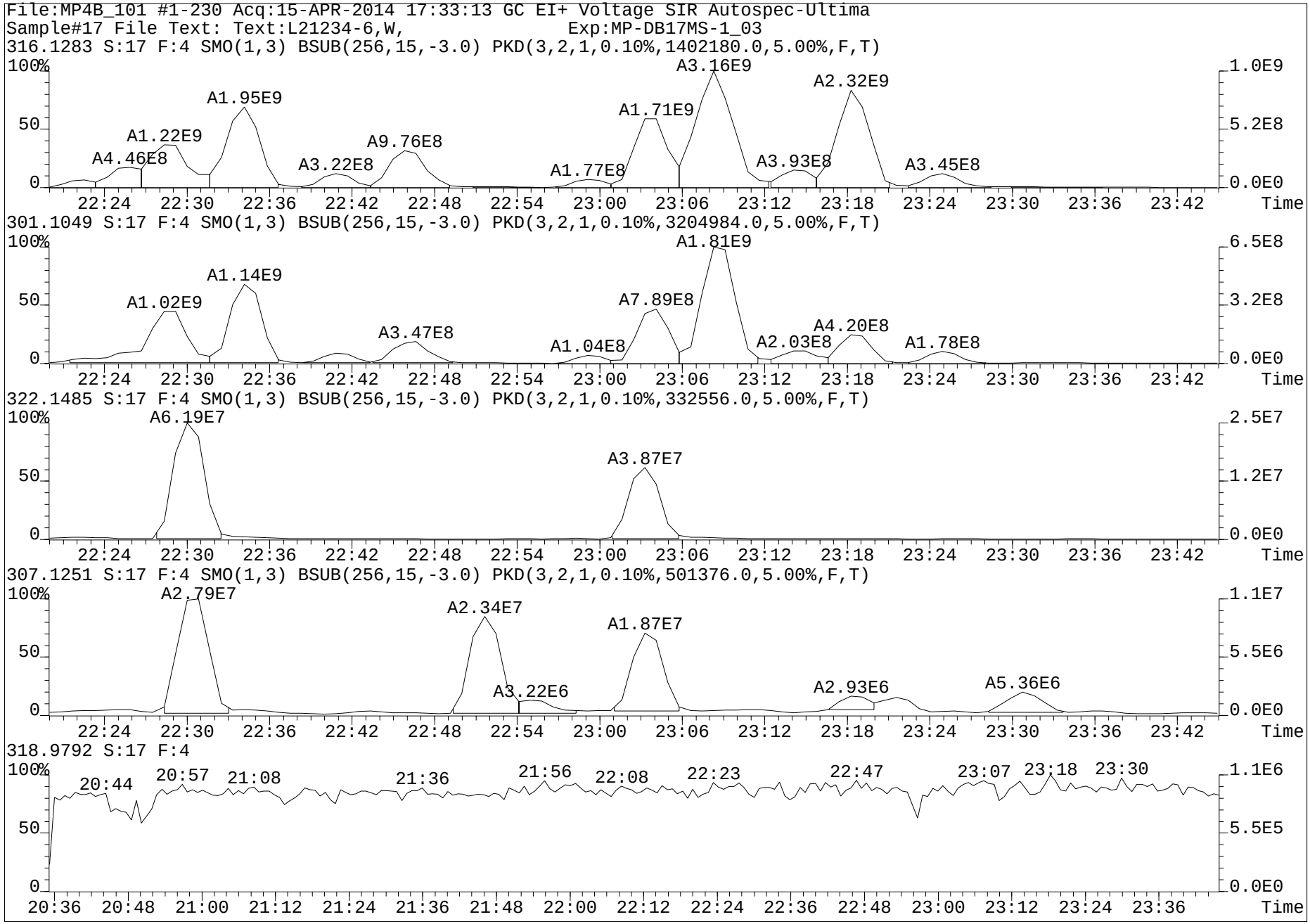
File:MP4B_101 #1-230 Acq:15-APR-2014 17:33:13 GC EI+ Voltage SIR Autospec-Ultima
Sample#17 File Text: Text:L21234-6,W, Exp:MP-DB17MS-1_03
316.1283 S:17 F:4 SMO(1,3) BSUB(256,15,-3.0) PKD(3,2,1,0.10%,1402180.0,5.00%,F,T)
A4.46E8
A1.22E9
A1.95E9
A3.22E8
A9.76E8
A1.77E8
A1.71E9
A3.16E9
A3.93E8
A2.32E9
A3.45E8
301.1049 S:17 F:4 SMO(1,3) BSUB(256,15,-3.0) PKD(3,2,1,0.10%,3204984.0,5.00%,F,T)
A1.02E9
A1.14E9
A3.47E8
A1.04E8
A7.89E8
A1.81E9
A2.03E8
A4.20E8
A1.78E8
322.1485 S:17 F:4 SMO(1,3) BSUB(256,15,-3.0) PKD(3,2,1,0.10%,332556.0,5.00%,F,T)
A6.19E7
A3.87E7
307.1251 S:17 F:4 SMO(1,3) BSUB(256,15,-3.0) PKD(3,2,1,0.10%,501376.0,5.00%,F,T)
A2.79E7
A2.34E7
A3.22E6
A1.87E7
A2.93E6
A5.36E6
318.9792 S:17 F:4
20:44
20:57
21:08
21:36
21:56
22:08
22:23
22:47
23:07
23:18
23:30
Time

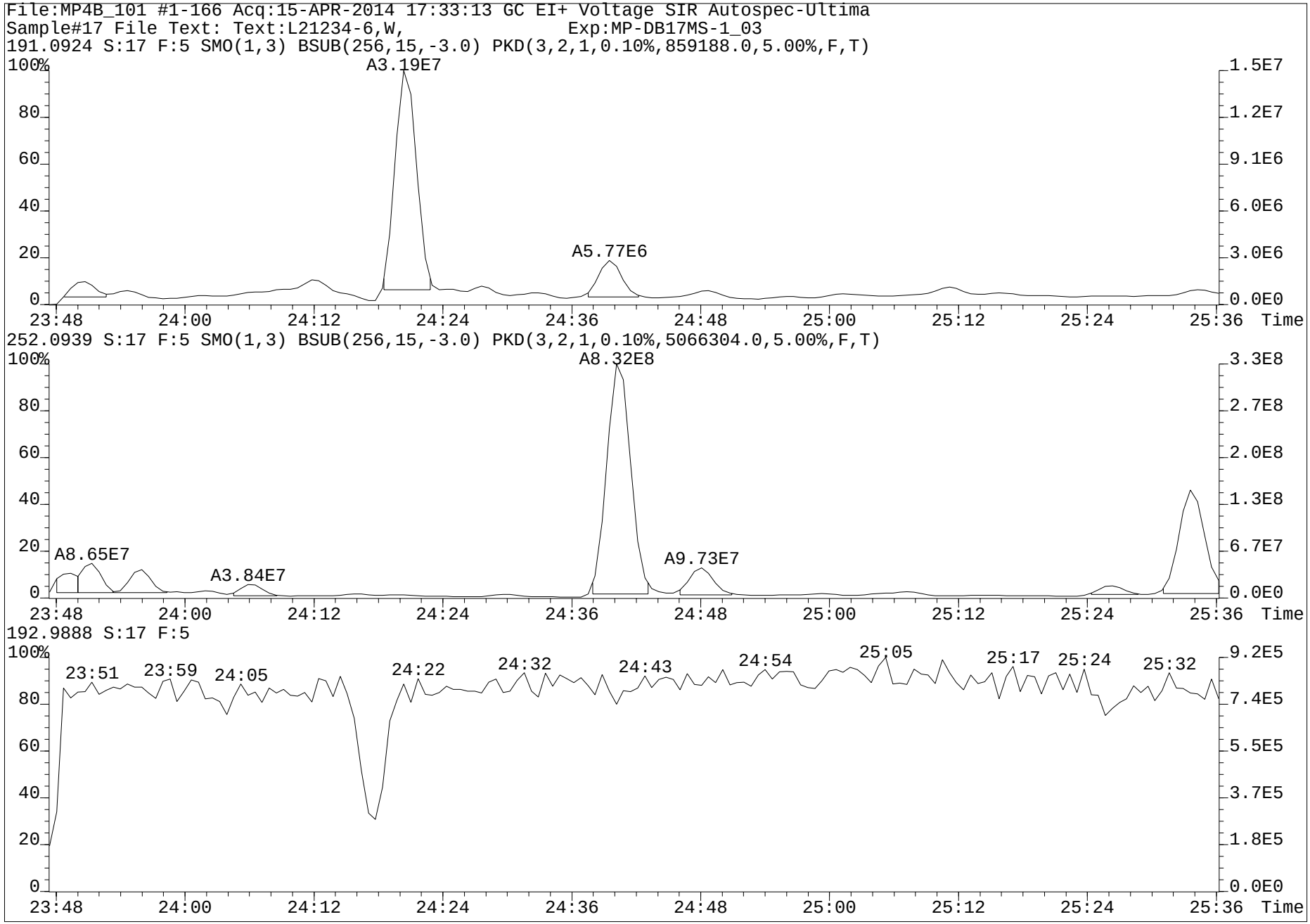
File:MP4B_101 #1-166 Acq:15-APR-2014 17:33:13 GC EI+ Voltage SIR Autospec-Ultima
Sample#17 File Text: Text:L21234-6,W, Exp:MP-DB17MS-1_03
191.0924 S:17 F:5 SMO(1,3) BSUB(256,15,-3.0) PKD(3,2,1,0.10%,859188.0,5.00%,F,T)
A3.19E7
A5.77E6
252.0939 S:17 F:5 SMO(1,3) BSUB(256,15,-3.0) PKD(3,2,1,0.10%,5066304.0,5.00%,F,T)
A8.32E8
A8.65E7
A3.84E7
A9.73E7
192.9888 S:17 F:5
23:51
23:59
24:05
24:22
24:32
24:43
24:54
25:05
25:17
25:24
25:32
Time

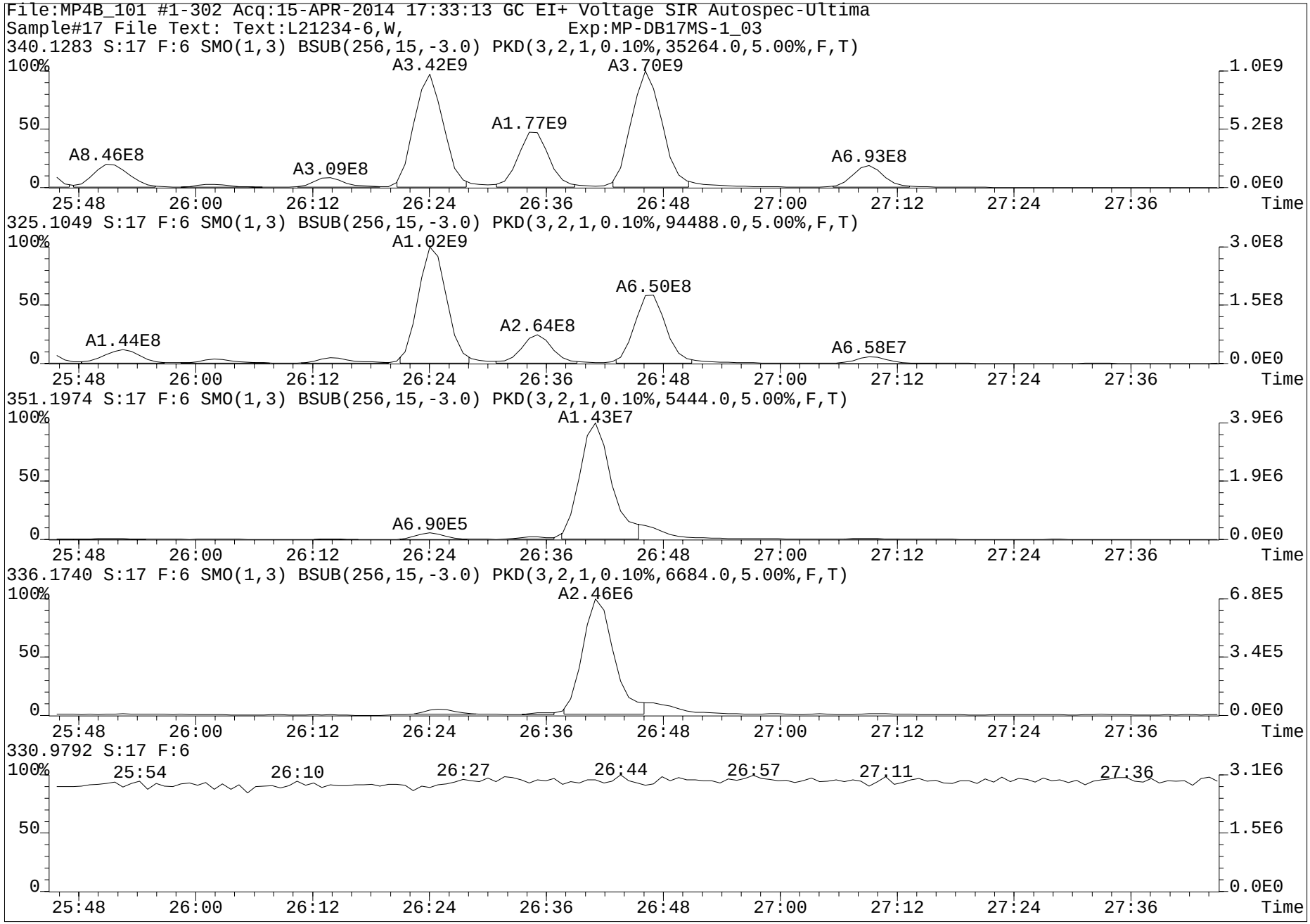
File:MP4B_101 #1-302 Acq:15-APR-2014 17:33:13 GC EI+ Voltage SIR Autospec-Ultima
Sample#17 File Text: Text:L21234-6,W, Exp:MP-DB17MS-1_03
340.1283 S:17 F:6 SMO(1,3) BSUB(256,15,-3.0) PKD(3,2,1,0.10%,35264.0,5.00%,F,T)
A8.46E8
A3.09E8
A3.42E9
A1.77E9
A3.70E9
A6.93E8
325.1049 S:17 F:6 SMO(1,3) BSUB(256,15,-3.0) PKD(3,2,1,0.10%,94488.0,5.00%,F,T)
A1.44E8
A1.02E9
A2.64E8
A6.50E8
A6.58E7
351.1974 S:17 F:6 SMO(1,3) BSUB(256,15,-3.0) PKD(3,2,1,0.10%,5444.0,5.00%,F,T)
A6.90E5
A1.43E7
336.1740 S:17 F:6 SMO(1,3) BSUB(256,15,-3.0) PKD(3,2,1,0.10%,6684.0,5.00%,F,T)
A2.46E6
330.9792 S:17 F:6
25:54
26:10
26:27
26:44
26:57
27:11
27:36
100%
50
0
25:48
26:00
26:12
26:24
26:36
26:48
27:00
27:12
27:24
27:36
Time
1.0E9
5.2E8
0.0E0
3.0E8
1.5E8
3.9E6
1.9E6
6.8E5
3.4E5
3.1E6
1.5E6

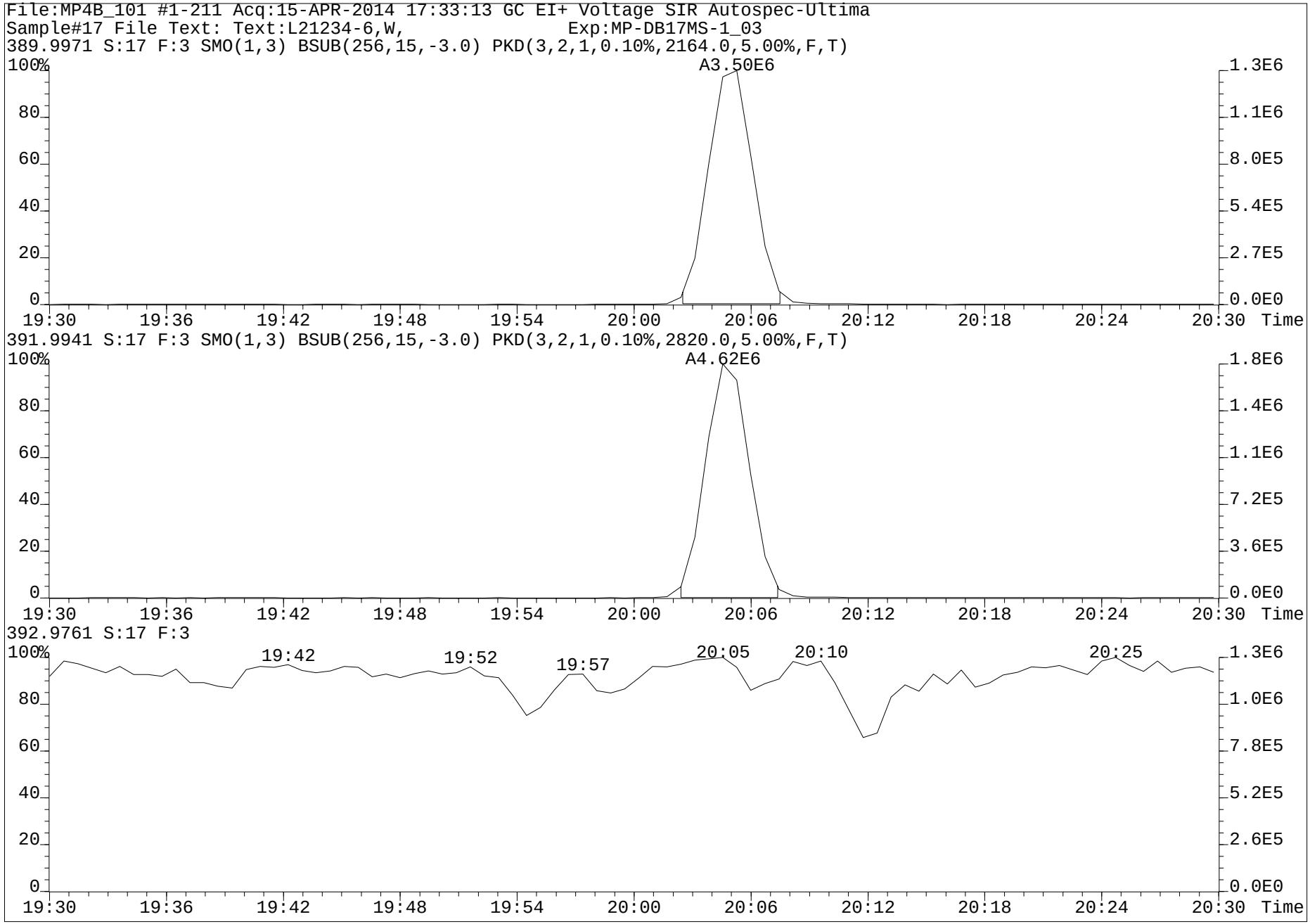
File:MP4B_101 #1-211 Acq:15-APR-2014 17:33:13 GC EI+ Voltage SIR Autospec-Ultima
Sample#17 File Text: Text:L21234-6,W, Exp:MP-DB17MS-1_03
389.9971 S:17 F:3 SMO(1,3) BSUB(256,15,-3.0) PKD(3,2,1,0.10%,2164.0,5.00%,F,T)
A3.50E6
391.9941 S:17 F:3 SMO(1,3) BSUB(256,15,-3.0) PKD(3,2,1,0.10%,2820.0,5.00%,F,T)
A4.62E6
392.9761 S:17 F:3
19:42
19:52
19:57
20:05
20:10
20:25
Time

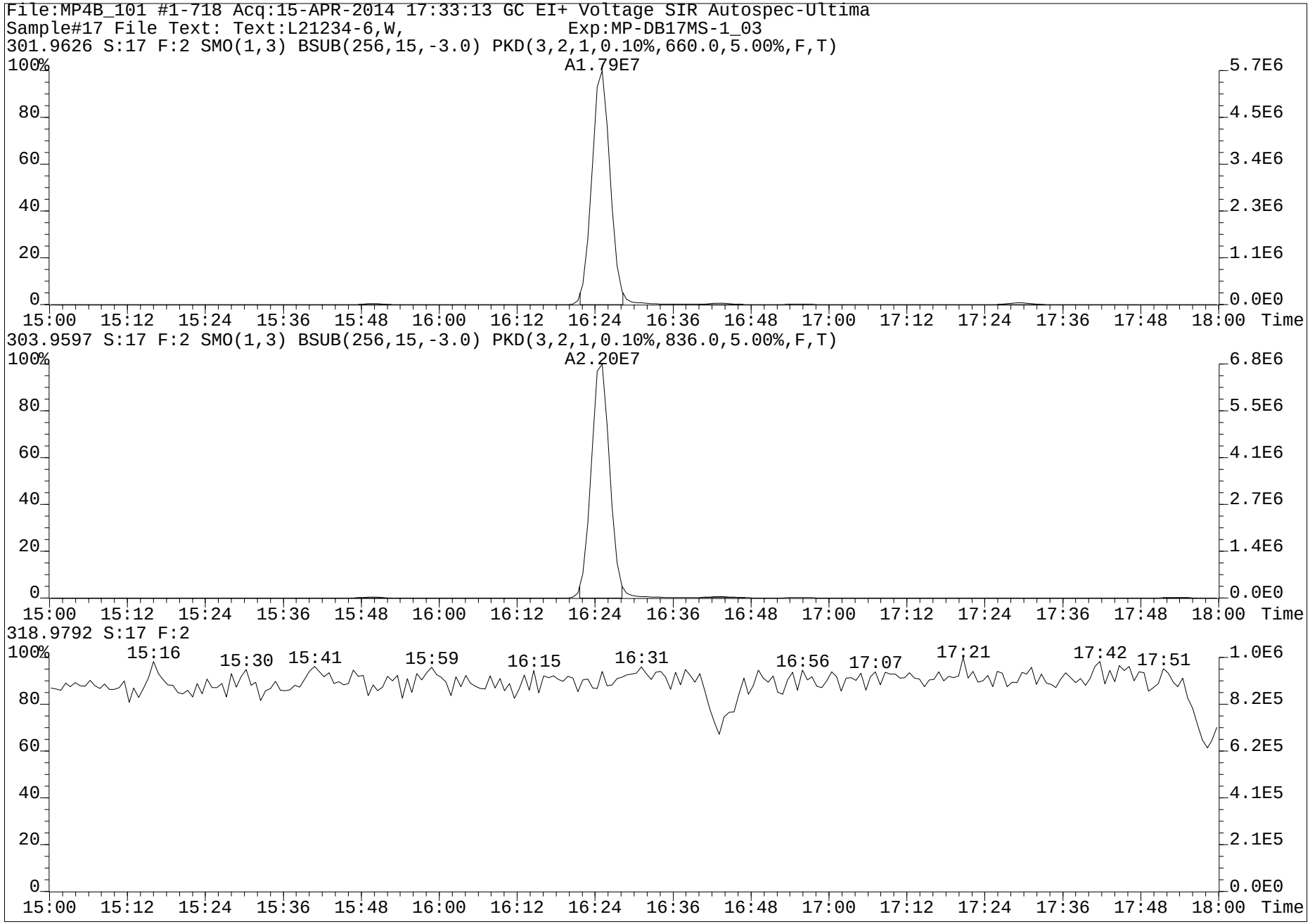
File:MP4B_101 #1-718 Acq:15-APR-2014 17:33:13 GC EI+ Voltage SIR Autospec-Ultima
Sample#17 File Text: Text:L21234-6,W, Exp:MP-DB17MS-1_03
301.9626 S:17 F:2 SMO(1,3) BSUB(256,15,-3.0) PKD(3,2,1,0.10%,660.0,5.00%,F,T)
A1.79E7
303.9597 S:17 F:2 SMO(1,3) BSUB(256,15,-3.0) PKD(3,2,1,0.10%,836.0,5.00%,F,T)
A2.20E7
318.9792 S:17 F:2
15:16
15:30
15:41
15:59
16:15
16:31
16:56
17:07
17:21
17:42
17:51
Time

www.axysanalytical.com

Run #13 Filename MP4B_101 S: 18 I: 1 Acquired: 15-APR-14 18:06:54 Processed: 16-APR-14 08:57:44
Run: mp4b_101-a Analyte: MP-DB17-S08 Cal: mp4b_099-7a Results: mp4b_101-b Version: V3.6 6-JAN-2000 17:51:42
Sample text: L21234-7,W, Comments: 4,WG47118,2.0/800uL
sample size: 4.000000 conc units: pg/mL total toxicity: 203179» F1: 1.0000 F2: 1.0000

	Typ	Name	#Hom	Resp	RA		RT	Conc	Tox #1	DL	Rec	M?
1	Unk	1-OH-Naphthalene	1	3.13e+08	0.86	n	8:08	30321.103	3032	85.5918	-	n
2	Unk	1-OH-Pyrene	1	OLR 8.65e+09	1.28	n	20:48	635744.169	63574	4262.7631	-	n
3	Unk	3-OH-Chrysene	1	OLR 1.68e+09	2.22	n	23:03	106126.160	10613	1940.9324	-	n
4	Unk	3-OH-Benz[a]anthracene	1	3.94e+08	2.04	n	23:13	33807.208	16904	2612.1096	-	n
5	Unk	7,8-OH-Benzo[a]pyrene-C	0	*	*	n	NotFnd	*	*	4529.2888	-	n
6	Unk	7,8-OH-Benzo[a]pyrene-T	1	9.61e+05	0.42	n	25:11	116.474	12	4422.7394	-	y
7	Unk	7,8-OH-Benzo[a]pyrene-3	1	2.30e+08	4.81	n	26:14	414468.859	41447	5551.7390	-	n
8	Unk	9-OH-Benzo[a]pyrene	1	OLR 1.94e+09	6.89	n	26:34	426558.236	42656	467.8324	-	n
9	Unk	3-OH-Benzo[a]pyrene	1	OLR 3.51e+09	5.86	n	26:46	490750.584	49075	431.7005	-	n
10	Unk	7,8-OH-Benzo[a]pyrene-4	1	7.02e+08	10.86	n	27:08	1804479.218	1804»	7934.7286	-	n
11	IS	13C6-1-OH-Naphthalene	1	2.13e+07	0.86	n	8:08	1767.887	-	29.8694	70.7	n
12	IS	13C6-1-OH-Pyrene	1	3.18e+07	2.80	n	20:47	1454.428	-	40.7029	58.2	n
13	IS	13C6-1-OH-BAA	1	6.09e+07	2.38	n	22:29	2814.097	-	352.8683	108.2	n
14	IS	13C6-3-OH-Chrysene	1	3.58e+07	1.95	n	23:03	2907.264	-	620.4088	115.1	n
15	IS	D11-3-OH-Benzo[a]pyrene	1	1.29e+07	6.02	n	26:40	3843.040	-	33.7385	150.1	y
16	IS	13C-CL4-OH-PCB-79	1	7.87e+06	0.76	y	20:05	2504.571	-	13.5235	100.2	n
17	IS	13C-CL4-PCB-79	0	*	*	n	NotFnd	*	-	*	Div0	n
18	RS	13C-CL4-PCB-81	1	3.91e+07	0.81	y	16:24	3.989	-	-	0.2	n
19	Tot	Fn1 Lock	-	-			-	-	-	-	-	n
20	Tot	Fn2 Lock	-	-			-	-	-	-	-	n
21	Tot	Fn3 Lock	-	-			-	-	-	-	-	n
22	Tot	Fn4 Lock	-	-			-	-	-	-	-	n
23	Tot	Fn5 Lock	-	-			-	-	-	-	-	n
24	Tot	Fn6 Lock	-	-			-	-	-	-	-	n

pv'd by RJ 17APR2014

SV by MW
21-Apr-14

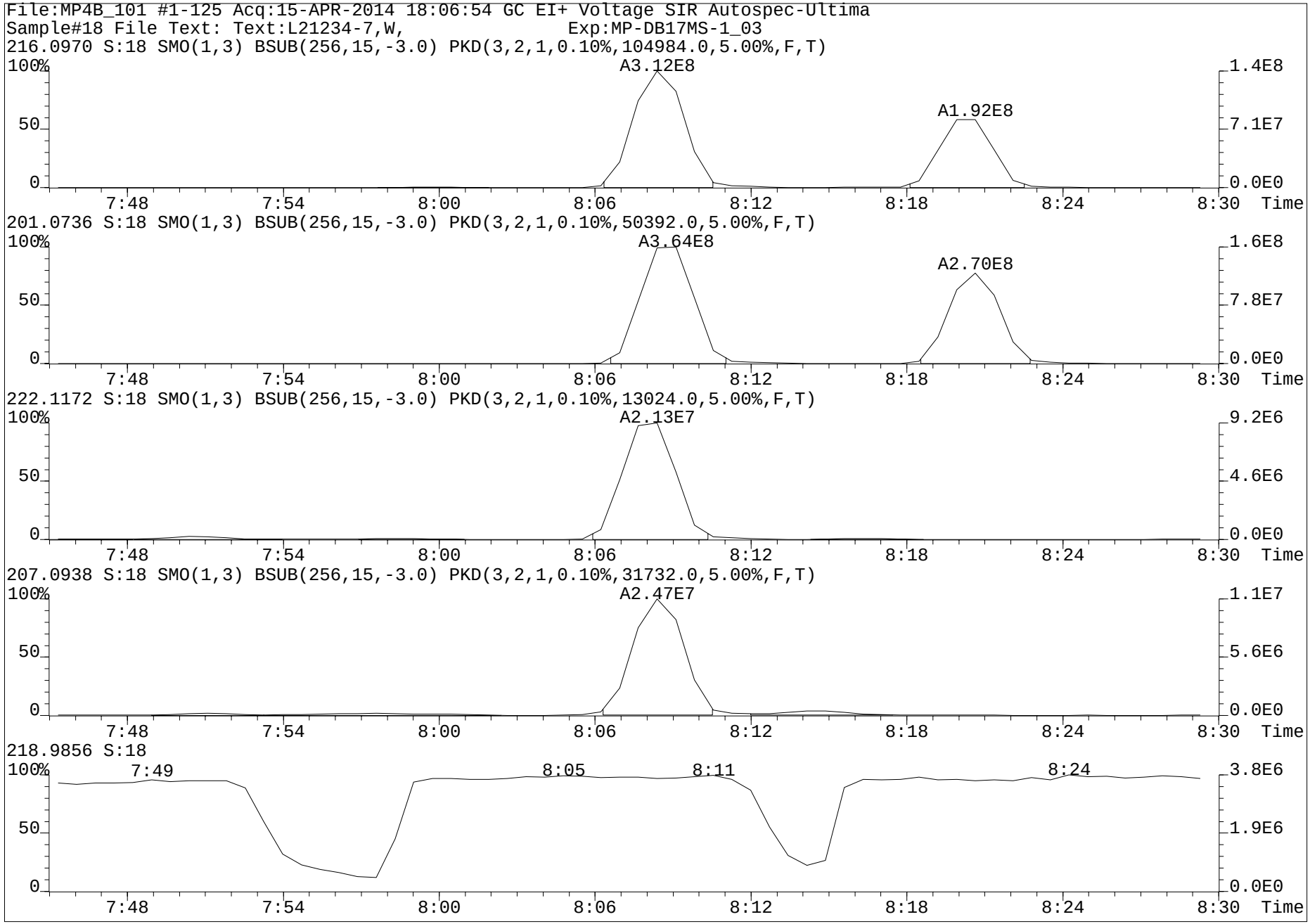
File:MP4B_101 #1-125 Acq:15-APR-2014 18:06:54 GC EI+ Voltage SIR Autospec-Ultima
Sample#18 File Text: Text:L21234-7,W, Exp:MP-DB17MS-1_03
216.0970 S:18 SMO(1,3) BSUB(256,15,-3.0) PKD(3,2,1,0.10%,104984.0,5.00%,F,T)
A3.12E8
A1.92E8
1.4E8
7.1E7
0.0E0
201.0736 S:18 SMO(1,3) BSUB(256,15,-3.0) PKD(3,2,1,0.10%,50392.0,5.00%,F,T)
A3.64E8
A2.70E8
1.6E8
7.8E7
0.0E0
222.1172 S:18 SMO(1,3) BSUB(256,15,-3.0) PKD(3,2,1,0.10%,13024.0,5.00%,F,T)
A2.13E7
9.2E6
4.6E6
0.0E0
207.0938 S:18 SMO(1,3) BSUB(256,15,-3.0) PKD(3,2,1,0.10%,31732.0,5.00%,F,T)
A2.47E7
1.1E7
5.6E6
0.0E0
218.9856 S:18
7:49
8:05
8:11
8:24
3.8E6
1.9E6
0.0E0
100%
50
0
7:48
7:54
8:00
8:06
8:12
8:18
8:24
8:30
Time

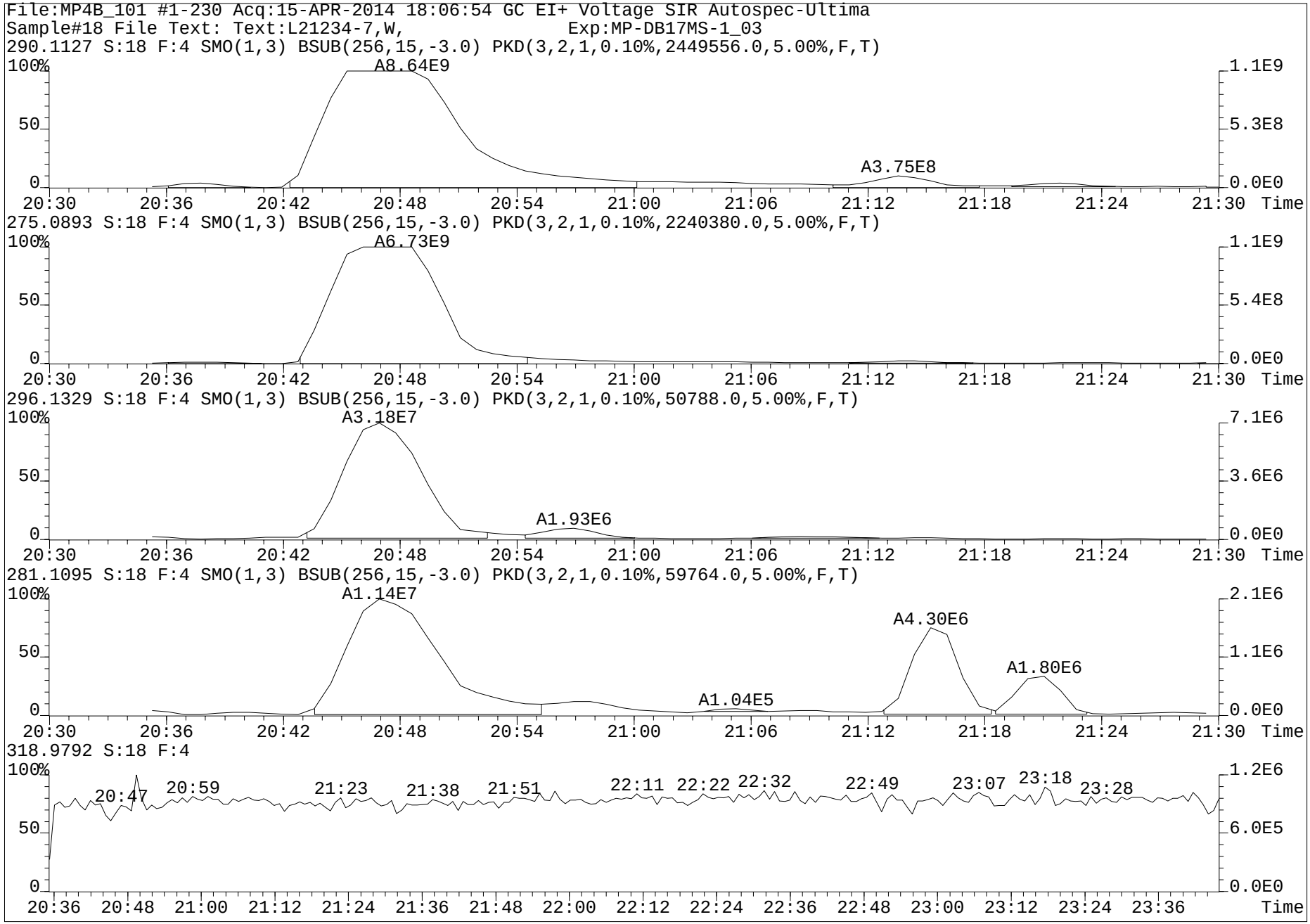
File:MP4B_101 #1-230 Acq:15-APR-2014 18:06:54 GC EI+ Voltage SIR Autospec-Ultima
Sample#18 File Text: Text:L21234-7,W, Exp:MP-DB17MS-1_03
290.1127 S:18 F:4 SMO(1,3) BSUB(256,15,-3.0) PKD(3,2,1,0.10%,2449556.0,5.00%,F,T)
A8.64E9
A3.75E8
1.1E9
5.3E8
0.0E0
275.0893 S:18 F:4 SMO(1,3) BSUB(256,15,-3.0) PKD(3,2,1,0.10%,2240380.0,5.00%,F,T)
A6.73E9
1.1E9
5.4E8
0.0E0
296.1329 S:18 F:4 SMO(1,3) BSUB(256,15,-3.0) PKD(3,2,1,0.10%,50788.0,5.00%,F,T)
A3.18E7
A1.93E6
7.1E6
3.6E6
0.0E0
281.1095 S:18 F:4 SMO(1,3) BSUB(256,15,-3.0) PKD(3,2,1,0.10%,59764.0,5.00%,F,T)
A1.14E7
A4.30E6
A1.80E6
A1.04E5
2.1E6
1.1E6
0.0E0
318.9792 S:18 F:4
20:47
20:59
21:23
21:38
21:51
22:11
22:22
22:32
22:49
23:07
23:18
23:28
1.2E6
6.0E5
0.0E0
20:30 20:36 20:42 20:48 20:54 21:00 21:06 21:12 21:18 21:24 21:30 Time
20:36 20:48 21:00 21:12 21:24 21:36 21:48 22:00 22:12 22:24 22:36 22:48 23:00 23:12 23:24 23:36 Time

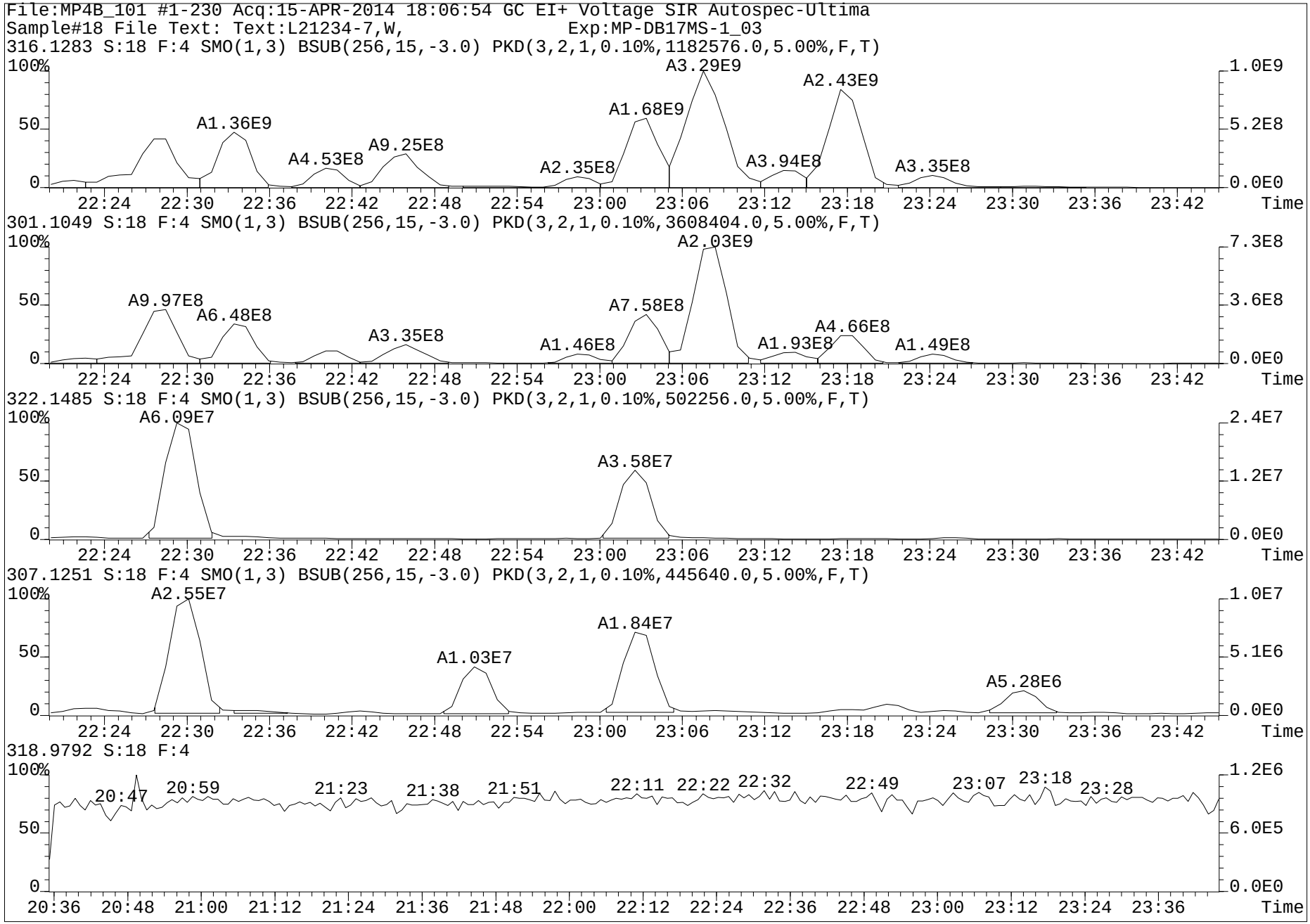
File:MP4B_101 #1-230 Acq:15-APR-2014 18:06:54 GC EI+ Voltage SIR Autospec-Ultima
Sample#18 File Text: Text:L21234-7,W, Exp:MP-DB17MS-1_03
316.1283 S:18 F:4 SMO(1,3) BSUB(256,15,-3.0) PKD(3,2,1,0.10%,1182576.0,5.00%,F,T)
A1.36E9
A4.53E8
A9.25E8
A2.35E8
A1.68E9
A3.29E9
A3.94E8
A2.43E9
A3.35E8
301.1049 S:18 F:4 SMO(1,3) BSUB(256,15,-3.0) PKD(3,2,1,0.10%,3608404.0,5.00%,F,T)
A9.97E8
A6.48E8
A3.35E8
A1.46E8
A7.58E8
A2.03E9
A1.93E8
A4.66E8
A1.49E8
322.1485 S:18 F:4 SMO(1,3) BSUB(256,15,-3.0) PKD(3,2,1,0.10%,502256.0,5.00%,F,T)
A6.09E7
A3.58E7
307.1251 S:18 F:4 SMO(1,3) BSUB(256,15,-3.0) PKD(3,2,1,0.10%,445640.0,5.00%,F,T)
A2.55E7
A1.03E7
A1.84E7
A5.28E6
318.9792 S:18 F:4
20:47
20:59
21:23
21:38
21:51
22:11
22:22
22:32
22:49
23:07
23:18
23:28
Time

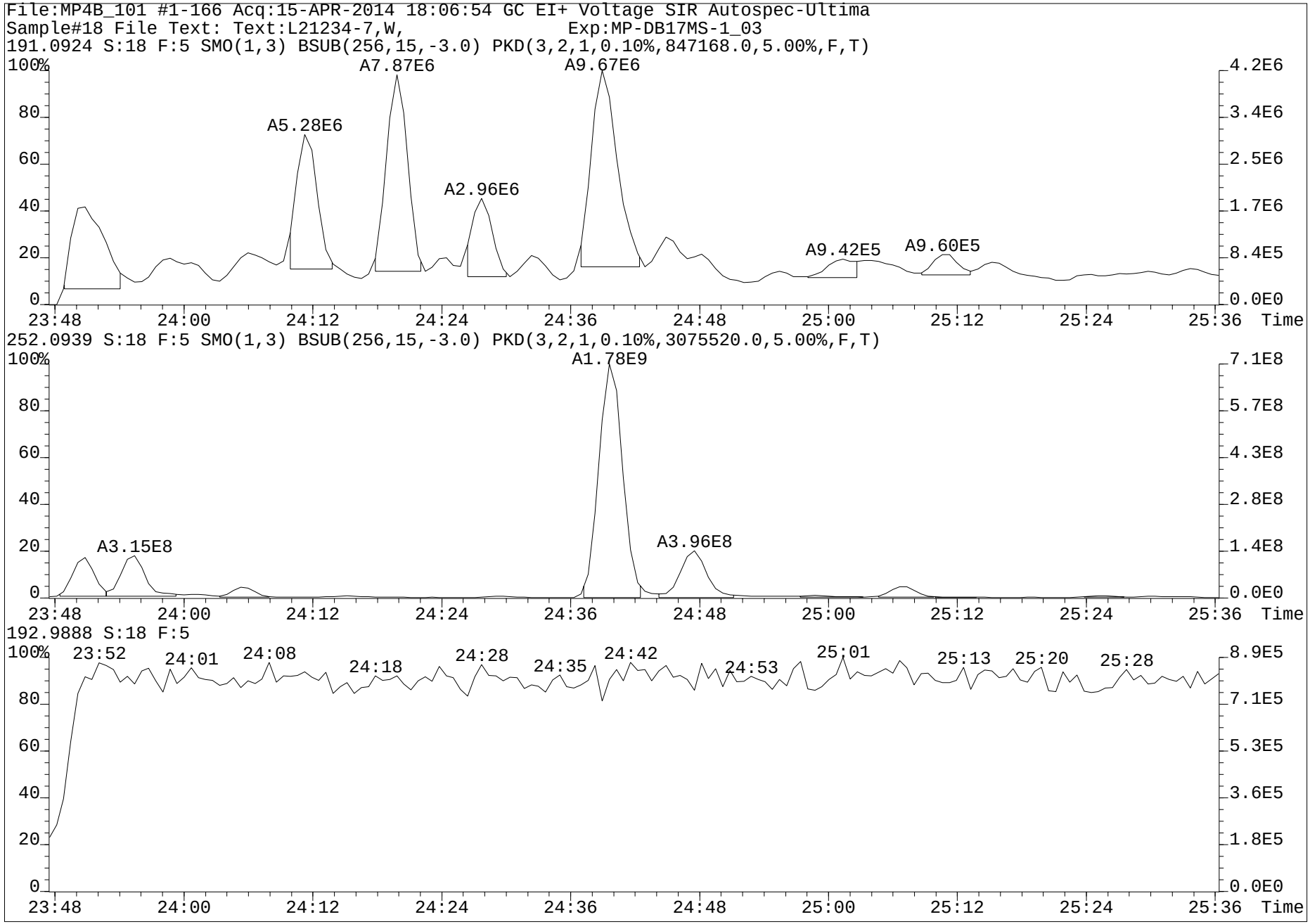
File:MP4B_101 #1-166 Acq:15-APR-2014 18:06:54 GC EI+ Voltage SIR Autospec-Ultima
Sample#18 File Text: Text:L21234-7,W, Exp:MP-DB17MS-1_03
191.0924 S:18 F:5 SMO(1,3) BSUB(256,15,-3.0) PKD(3,2,1,0.10%,847168.0,5.00%,F,T)
A5.28E6
A7.87E6
A2.96E6
A9.67E6
A9.42E5
A9.60E5
252.0939 S:18 F:5 SMO(1,3) BSUB(256,15,-3.0) PKD(3,2,1,0.10%,3075520.0,5.00%,F,T)
A1.78E9
A3.15E8
A3.96E8
192.9888 S:18 F:5
23:52
24:01
24:08
24:18
24:28
24:35
24:42
24:53
25:01
25:13
25:20
25:28
Time

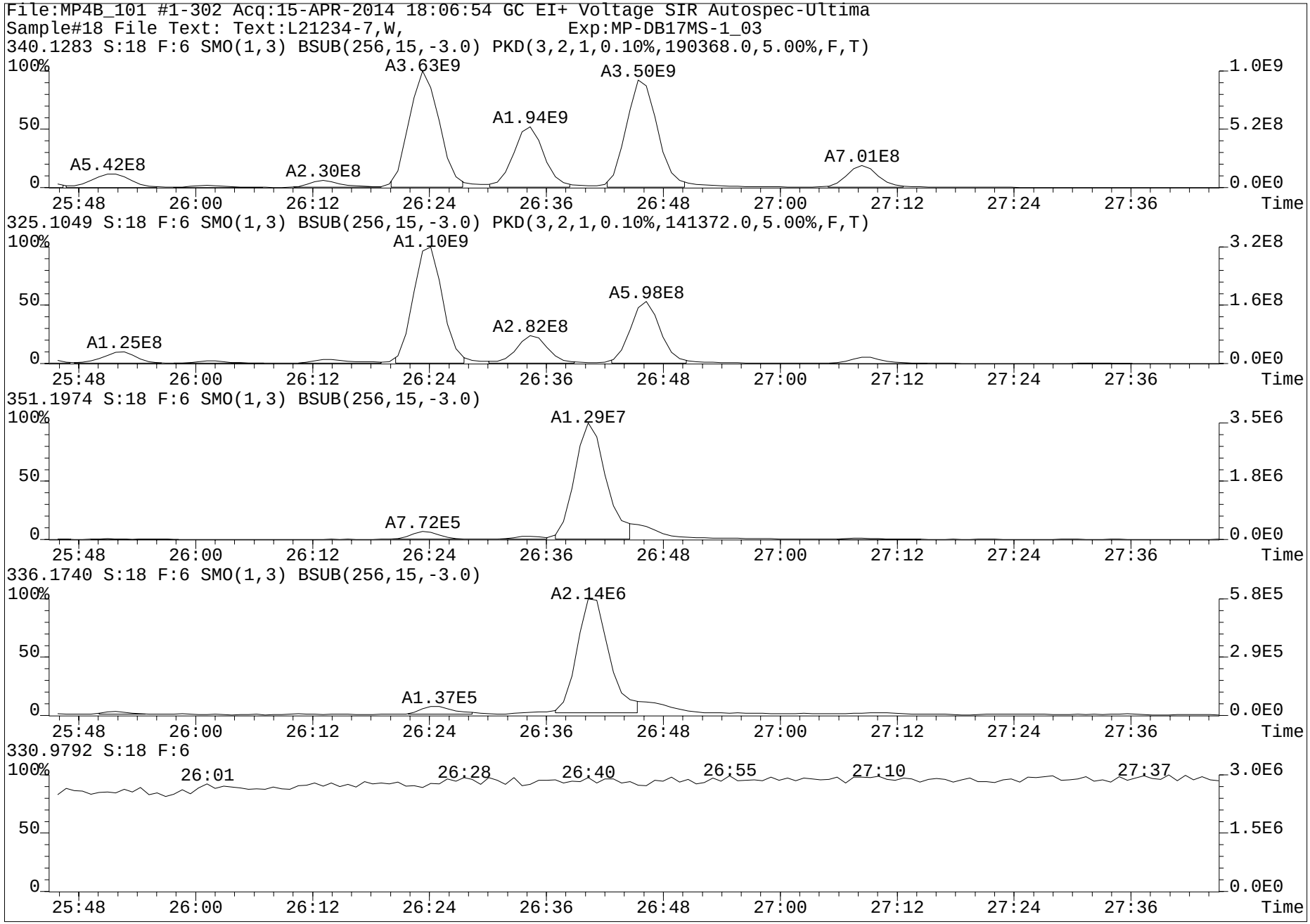
File:MP4B_101 #1-302 Acq:15-APR-2014 18:06:54 GC EI+ Voltage SIR Autospec-Ultima
Sample#18 File Text: Text:L21234-7,W, Exp:MP-DB17MS-1_03
340.1283 S:18 F:6 SMO(1,3) BSUB(256,15,-3.0) PKD(3,2,1,0.10%,190368.0,5.00%,F,T)
A5.42E8
A2.30E8
A3.63E9
A1.94E9
A3.50E9
A7.01E8
325.1049 S:18 F:6 SMO(1,3) BSUB(256,15,-3.0) PKD(3,2,1,0.10%,141372.0,5.00%,F,T)
A1.25E8
A1.10E9
A2.82E8
A5.98E8
351.1974 S:18 F:6 SMO(1,3) BSUB(256,15,-3.0)
A7.72E5
A1.29E7
336.1740 S:18 F:6 SMO(1,3) BSUB(256,15,-3.0)
A1.37E5
A2.14E6
330.9792 S:18 F:6
26:01
26:28
26:40
26:55
27:10
27:37
100%
50
0
25:48
26:00
26:12
26:24
26:36
26:48
27:00
27:12
27:24
27:36
Time
1.0E9
5.2E8
0.0E0
3.2E8
1.6E8
3.5E6
1.8E6
5.8E5
2.9E5
3.0E6
1.5E6

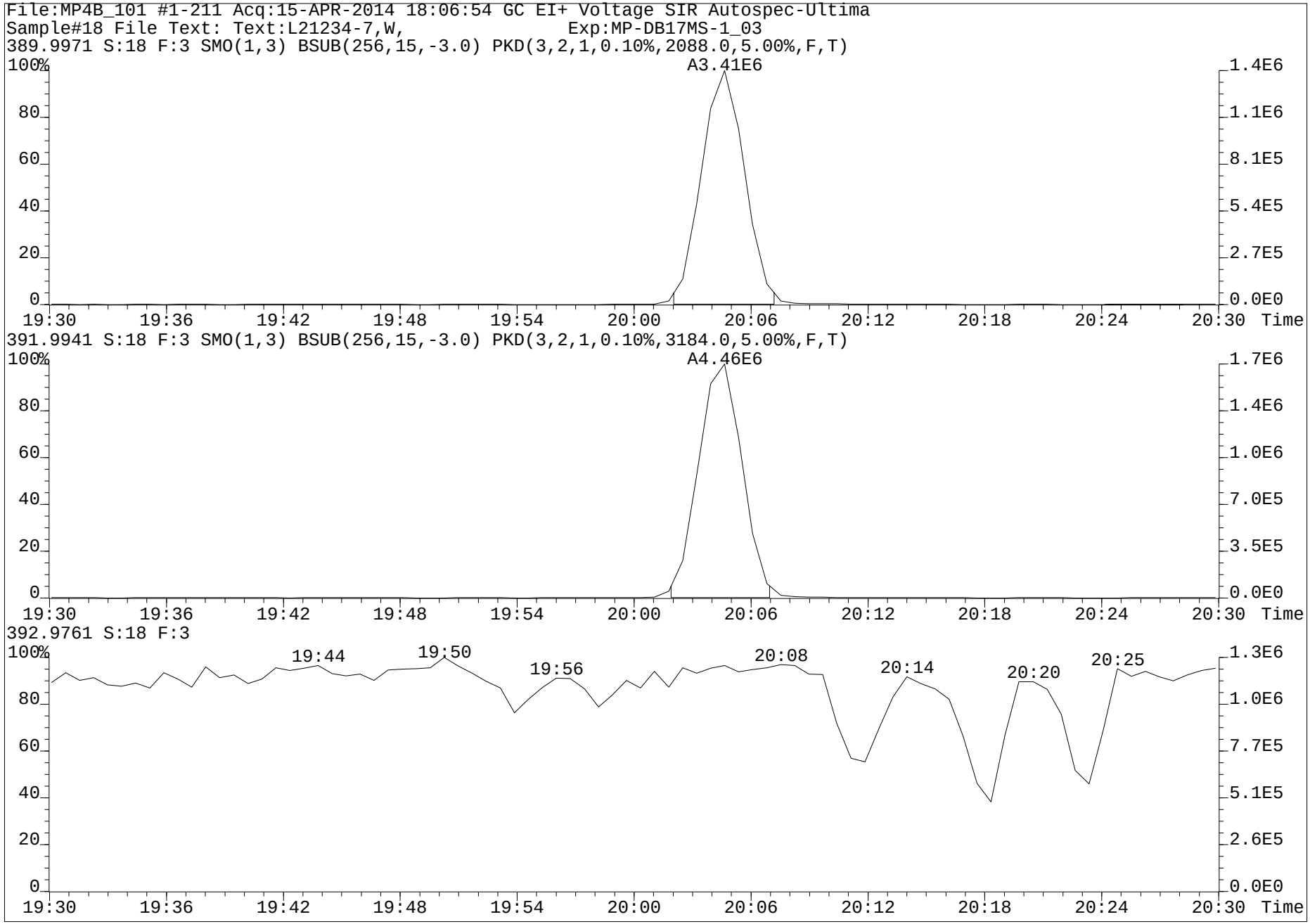
File:MP4B_101 #1-211 Acq:15-APR-2014 18:06:54 GC EI+ Voltage SIR Autospec-Ultima
Sample#18 File Text: Text:L21234-7,W, Exp:MP-DB17MS-1_03
389.9971 S:18 F:3 SMO(1,3) BSUB(256,15,-3.0) PKD(3,2,1,0.10%,2088.0,5.00%,F,T)
A3.41E6
391.9941 S:18 F:3 SMO(1,3) BSUB(256,15,-3.0) PKD(3,2,1,0.10%,3184.0,5.00%,F,T)
A4.46E6
392.9761 S:18 F:3
19:44
19:50
19:56
20:08
20:14
20:20
20:25
Time

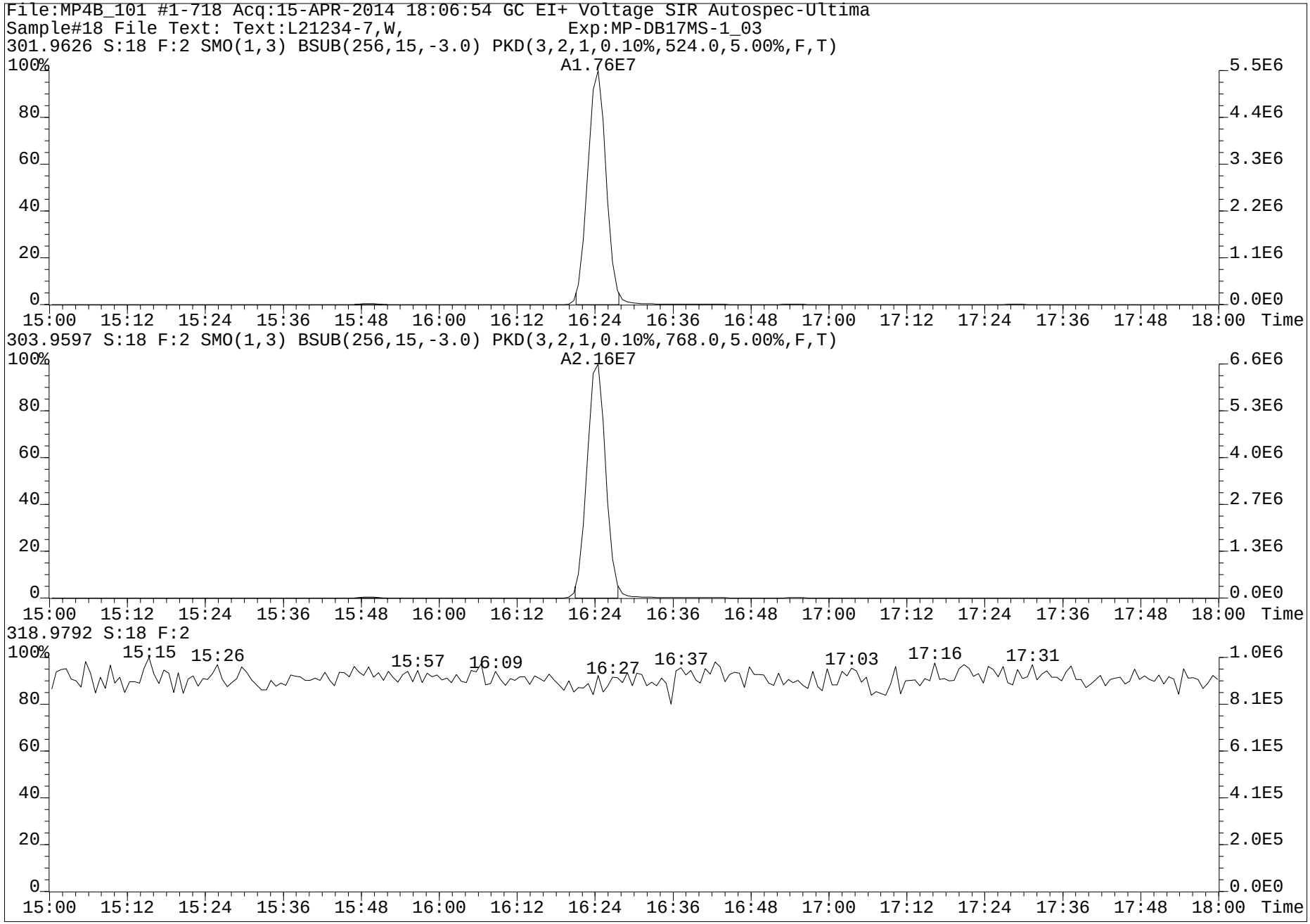
File:MP4B_101 #1-718 Acq:15-APR-2014 18:06:54 GC EI+ Voltage SIR Autospec-Ultima
Sample#18 File Text: Text:L21234-7,W, Exp:MP-DB17MS-1_03
301.9626 S:18 F:2 SMO(1,3) BSUB(256,15,-3.0) PKD(3,2,1,0.10%,524.0,5.00%,F,T)
A1.76E7
303.9597 S:18 F:2 SMO(1,3) BSUB(256,15,-3.0) PKD(3,2,1,0.10%,768.0,5.00%,F,T)
A2.16E7
318.9792 S:18 F:2
15:15
15:26
15:57
16:09
16:27
16:37
17:03
17:16
17:31
Time

www.axysanalytical.com

Run #17 Filename MP4B_101 S: 22 I: 1 Acquired: 15-APR-14 20:21:26 Processed: 16-APR-14 08:57:44
Run: mp4b_101-a Analyte: MP-DB17-S08 Cal: mp4b_099-7a Results: mp4b_101-b Version: V3.6 6-JAN-2000 17:51:42
Sample text: L21234-8,N, Comments: 20,WG47118,2.0/100uL
sample size: 4.000000 conc units: pg/mL total toxicity: 782068» F1: 1.0000 F2: 1.0000

	Typ	Name	#Hom	Resp	RA		RT	Conc	Tox #1	DL	Rec	M?
1	Unk	1-OH-Naphthalene	1	2.71e+08	0.85	n	8:08	160464.589	16046	277.0548	-	n
2	Unk	1-OH-Pyrene	1 OLR	6.05e+09	1.25	n	20:47	822136.917	82214	2308.4438	-	n
3	Unk	3-OH-Chrysene	1	6.43e+08	2.10	n	23:03	282149.647	28215	7348.7828	-	n
4	Unk	3-OH-Benz[a]anthracene	1	2.24e+08	2.25	n	23:14	137518.461	68759	9963.1920	-	n
5	Unk	7,8-OH-Benzo[a]pyrene-C	0	*	*	n	NotFnd	*	*	29232.94»	-	n
6	Unk	7,8-OH-Benzo[a]pyrene-T	0	*	*	n	NotFnd	*	*	28545.25»	-	n
7	Unk	7,8-OH-Benzo[a]pyrene-3	1	5.55e+07	5.29	n	26:13	820068.493	82007	13495.26»	-	n
8	Unk	9-OH-Benzo[a]pyrene	1 OLR	8.06e+08	6.71	n	26:34	1231227.077	1231»	1045.0047	-	y
9	Unk	3-OH-Benzo[a]pyrene	1 OLR	1.19e+09	5.99	n	26:45	1367312.190	1367»	1049.3850	-	n
10	Unk	7,8-OH-Benzo[a]pyrene-4	1	3.45e+08	11.32	n	27:08	7283588.455	7283»	19287.87»	-	y
11	IS	13C6-1-OH-Naphthalene	1	3.50e+06	0.83	n	8:08	1847.704	-	77.2932	73.9	n
12	IS	13C6-1-OH-Pyrene	1	1.72e+07	2.41	n	20:47	5009.490	-	104.7397	200.4	n
13	IS	13C6-1-OH-BAA	1	8.50e+06	2.31	n	22:30	2503.561	-	557.1121	96.3	n
14	IS	13C6-3-OH-Chrysene	1	5.14e+06	1.90	n	23:03	2661.038	-	979.5077	105.4	n
15	IS	D11-3-OH-Benzo[a]pyrene	1	1.57e+06	6.18	n	26:41	2980.788	-	103.4225	116.4	n
16	IS	13C-CL4-OH-PCB-79	1	1.13e+06	0.77	y	20:05	2285.858	-	72.4989	91.4	n
17	IS	13C-CL4-PCB-79	0	*	*	n	NotFnd	*	-	*	Div0	n
18	RS	13C-CL4-PCB-81	1	6.14e+06	0.81	y	16:25	0.626	-	-	0.0	n
19	Tot	Fn1 Lock	-	-			-	-	-	-	-	n
20	Tot	Fn2 Lock	-	-			-	-	-	-	-	n
21	Tot	Fn3 Lock	-	-			-	-	-	-	-	n
22	Tot	Fn4 Lock	-	-			-	-	-	-	-	n
23	Tot	Fn5 Lock	-	-			-	-	-	-	-	n
24	Tot	Fn6 Lock	-	-			-	-	-	-	-	n

pr'd by RG 17APR2014

SV by MW
21-Apr-14

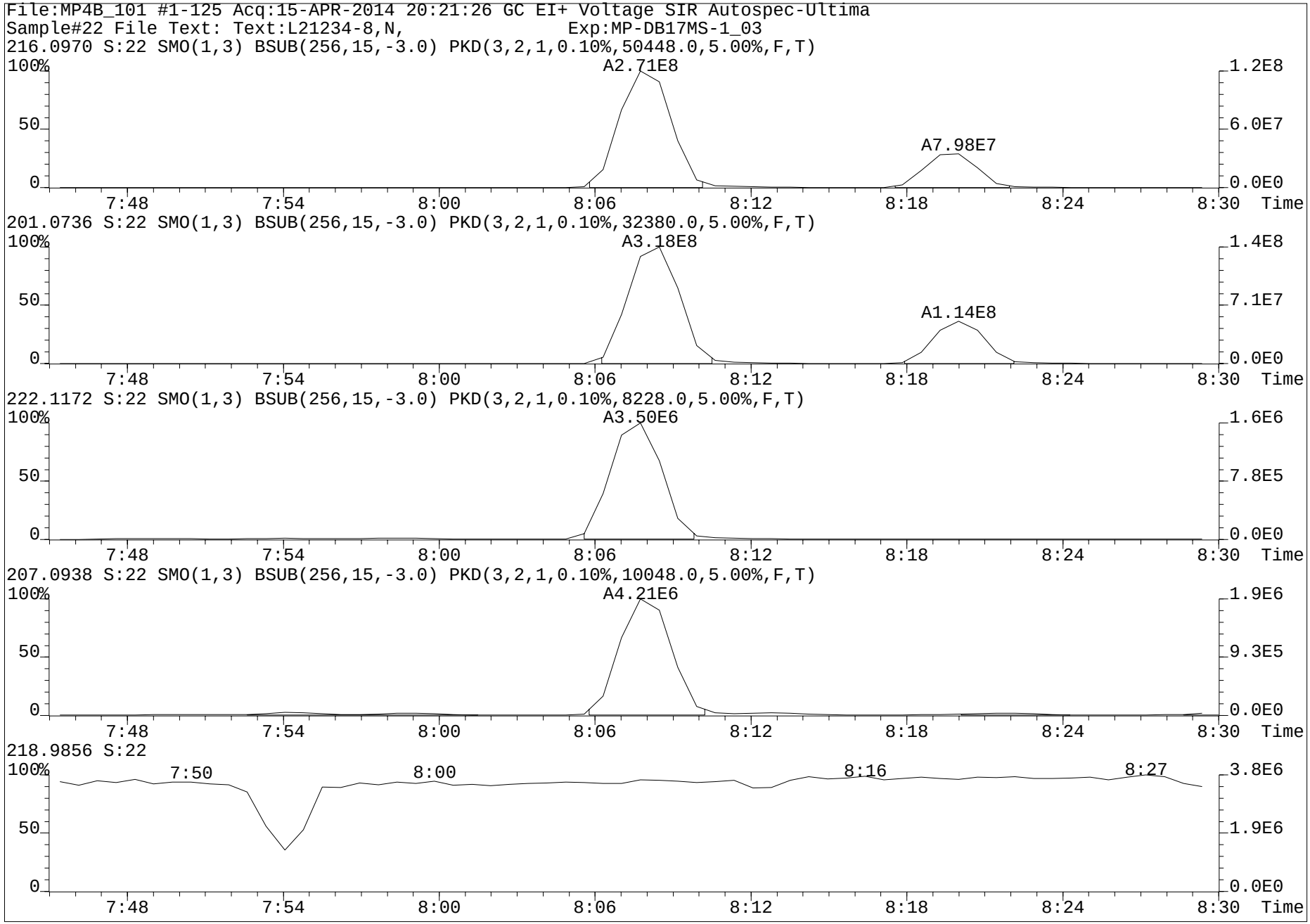
File:MP4B_101 #1-125 Acq:15-APR-2014 20:21:26 GC EI+ Voltage SIR Autospec-Ultima
Sample#22 File Text: Text:L21234-8,N, Exp:MP-DB17MS-1_03
216.0970 S:22 SMO(1,3) BSUB(256,15,-3.0) PKD(3,2,1,0.10%,50448.0,5.00%,F,T)
A2.71E8
A7.98E7
1.2E8
6.0E7
0.0E0
201.0736 S:22 SMO(1,3) BSUB(256,15,-3.0) PKD(3,2,1,0.10%,32380.0,5.00%,F,T)
A3.18E8
A1.14E8
1.4E8
7.1E7
0.0E0
222.1172 S:22 SMO(1,3) BSUB(256,15,-3.0) PKD(3,2,1,0.10%,8228.0,5.00%,F,T)
A3.50E6
1.6E6
7.8E5
0.0E0
207.0938 S:22 SMO(1,3) BSUB(256,15,-3.0) PKD(3,2,1,0.10%,10048.0,5.00%,F,T)
A4.21E6
1.9E6
9.3E5
0.0E0
218.9856 S:22
7:50
8:00
8:16
8:27
3.8E6
1.9E6
0.0E0
100%
50
0
7:48
7:54
8:00
8:06
8:12
8:18
8:24
8:30
Time


File:MP4B_101 #1-229 Acq:15-APR-2014 20:21:26 GC EI+ Voltage SIR Autospec-Ultima
Sample#22 File Text: Text:L21234-8,N, Exp:MP-DB17MS-1_03
290.1127 S:22 F:4 SMO(1,3) BSUB(256,15,-3.0) PKD(3,2,1,0.10%,912164.0,5.00%,F,T)
A6.04E9
A2.57E8
A5.11E8
275.0893 S:22 F:4 SMO(1,3) BSUB(256,15,-3.0) PKD(3,2,1,0.10%,965588.0,5.00%,F,T)
A4.84E9
A4.69E8
296.1329 S:22 F:4 SMO(1,3) BSUB(256,15,-3.0) PKD(3,2,1,0.10%,17180.0,5.00%,F,T)
A1.72E7
281.1095 S:22 F:4 SMO(1,3) BSUB(256,15,-3.0) PKD(3,2,1,0.10%,27712.0,5.00%,F,T)
A7.13E6
A7.62E5
A1.49E6
318.9792 S:22 F:4
20:44
20:48
20:54
21:05
21:15
21:28
21:40
21:50
22:01
22:19
22:35
22:47
23:11
23:35
Time

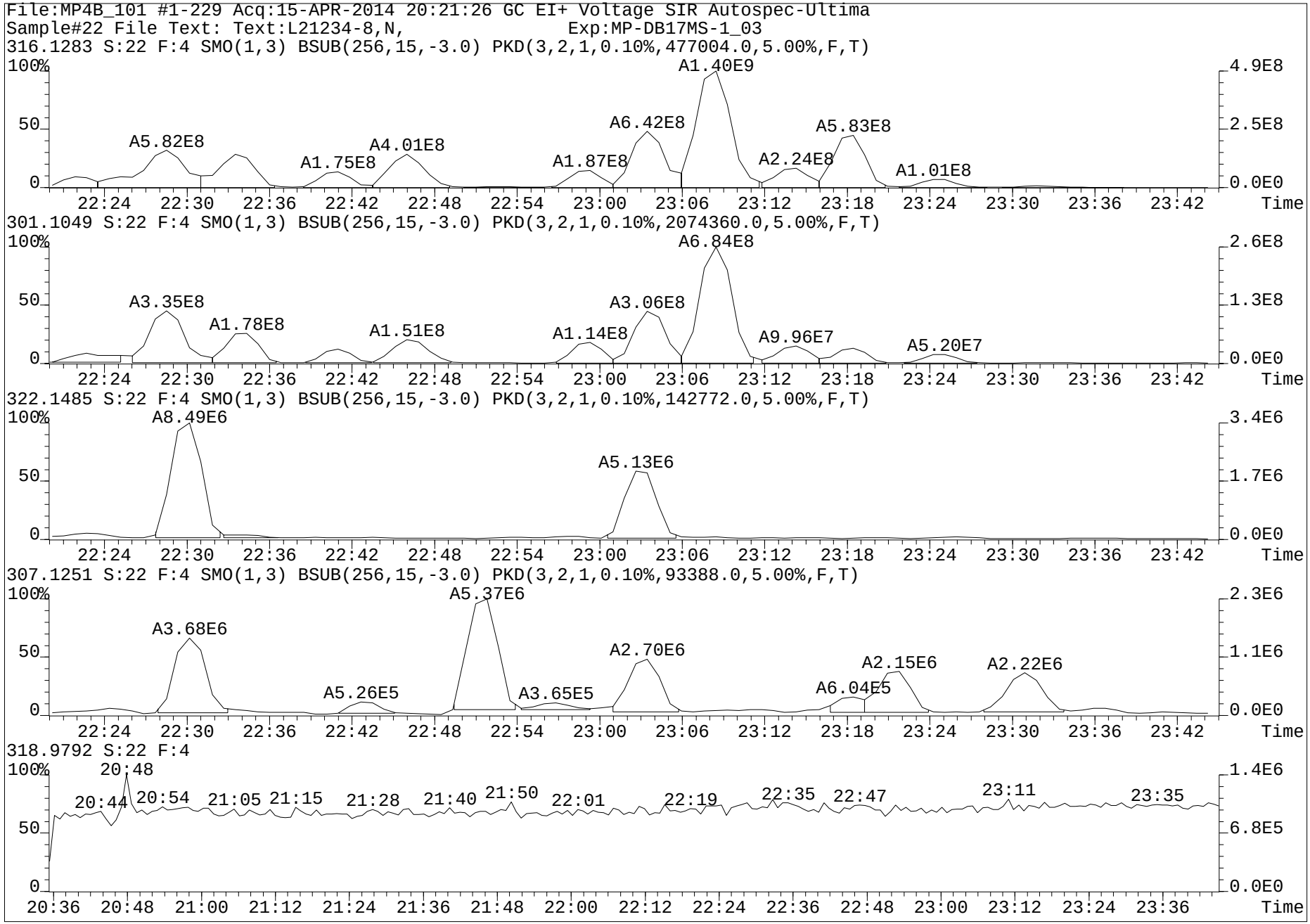
File:MP4B_101 #1-229 Acq:15-APR-2014 20:21:26 GC EI+ Voltage SIR Autospec-Ultima
Sample#22 File Text: Text:L21234-8,N, Exp:MP-DB17MS-1_03
316.1283 S:22 F:4 SMO(1,3) BSUB(256,15,-3.0) PKD(3,2,1,0.10%,477004.0,5.00%,F,T)
A1.40E9
A6.42E8
A5.83E8
A5.82E8
A4.01E8
A1.75E8
A1.87E8
A2.24E8
A1.01E8
4.9E8
2.5E8
0.0E0
22:24 22:30 22:36 22:42 22:48 22:54 23:00 23:06 23:12 23:18 23:24 23:30 23:36 23:42 Time
301.1049 S:22 F:4 SMO(1,3) BSUB(256,15,-3.0) PKD(3,2,1,0.10%,2074360.0,5.00%,F,T)
A6.84E8
A3.35E8
A3.06E8
A1.78E8
A1.51E8
A1.14E8
A9.96E7
A5.20E7
2.6E8
1.3E8
0.0E0
22:24 22:30 22:36 22:42 22:48 22:54 23:00 23:06 23:12 23:18 23:24 23:30 23:36 23:42 Time
322.1485 S:22 F:4 SMO(1,3) BSUB(256,15,-3.0) PKD(3,2,1,0.10%,142772.0,5.00%,F,T)
A8.49E6
A5.13E6
3.4E6
1.7E6
0.0E0
22:24 22:30 22:36 22:42 22:48 22:54 23:00 23:06 23:12 23:18 23:24 23:30 23:36 23:42 Time
307.1251 S:22 F:4 SMO(1,3) BSUB(256,15,-3.0) PKD(3,2,1,0.10%,93388.0,5.00%,F,T)
A5.37E6
A3.68E6
A2.70E6
A2.15E6
A2.22E6
A5.26E5
A3.65E5
A6.04E5
2.3E6
1.1E6
0.0E0
22:24 22:30 22:36 22:42 22:48 22:54 23:00 23:06 23:12 23:18 23:24 23:30 23:36 23:42 Time
318.9792 S:22 F:4
20:48
20:44 20:54 21:05 21:15 21:28 21:40 21:50 22:01 22:19 22:35 22:47 23:11 23:35
1.4E6
6.8E5
0.0E0
20:36 20:48 21:00 21:12 21:24 21:36 21:48 22:00 22:12 22:24 22:36 22:48 23:00 23:12 23:24 23:36 Time

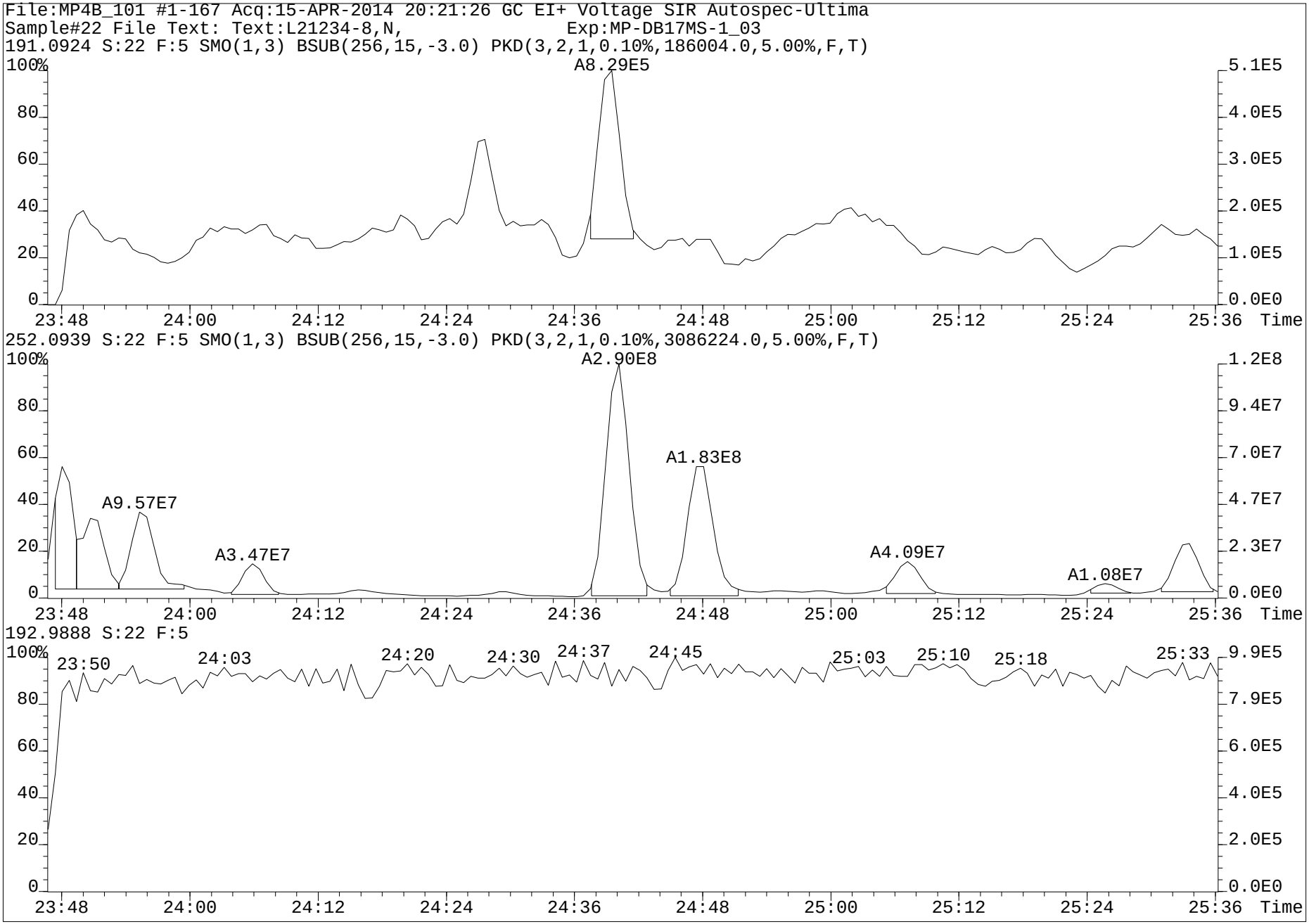
File:MP4B_101 #1-167 Acq:15-APR-2014 20:21:26 GC EI+ Voltage SIR Autospec-Ultima
Sample#22 File Text: Text:L21234-8,N, Exp:MP-DB17MS-1_03
191.0924 S:22 F:5 SMO(1,3) BSUB(256,15,-3.0) PKD(3,2,1,0.10%,186004.0,5.00%,F,T)
A8.29E5
252.0939 S:22 F:5 SMO(1,3) BSUB(256,15,-3.0) PKD(3,2,1,0.10%,3086224.0,5.00%,F,T)
A2.90E8
A1.83E8
A9.57E7
A3.47E7
A4.09E7
A1.08E7
192.9888 S:22 F:5
23:50
24:03
24:20
24:30
24:37
24:45
25:03
25:10
25:18
25:33
Time

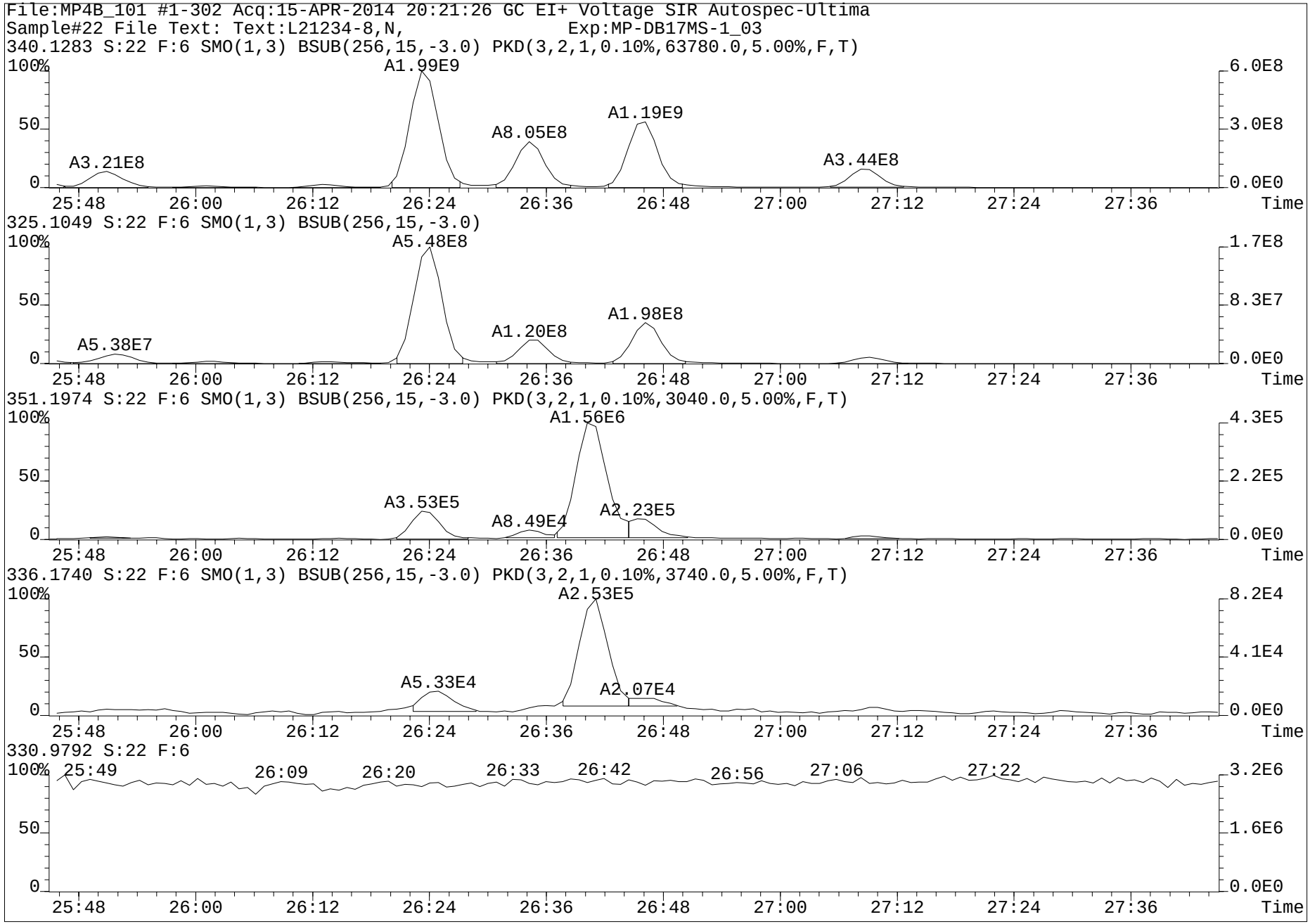
File:MP4B_101 #1-302 Acq:15-APR-2014 20:21:26 GC EI+ Voltage SIR Autospec-Ultima
Sample#22 File Text: Text:L21234-8,N, Exp:MP-DB17MS-1_03
340.1283 S:22 F:6 SMO(1,3) BSUB(256,15,-3.0) PKD(3,2,1,0.10%,63780.0,5.00%,F,T)
A1.99E9
A8.05E8
A1.19E9
A3.21E8
A3.44E8
325.1049 S:22 F:6 SMO(1,3) BSUB(256,15,-3.0)
A5.48E8
A1.20E8
A1.98E8
A5.38E7
351.1974 S:22 F:6 SMO(1,3) BSUB(256,15,-3.0) PKD(3,2,1,0.10%,3040.0,5.00%,F,T)
A1.56E6
A3.53E5
A8.49E4
A2.23E5
336.1740 S:22 F:6 SMO(1,3) BSUB(256,15,-3.0) PKD(3,2,1,0.10%,3740.0,5.00%,F,T)
A2.53E5
A5.33E4
A2.07E4
330.9792 S:22 F:6
25:49
26:09
26:20
26:33
26:42
26:56
27:06
27:22
100%
50
0
6.0E8
3.0E8
0.0E0
1.7E8
8.3E7
4.3E5
2.2E5
8.2E4
4.1E4
3.2E6
1.6E6
25:48
26:00
26:12
26:24
26:36
26:48
27:00
27:12
27:24
27:36
Time

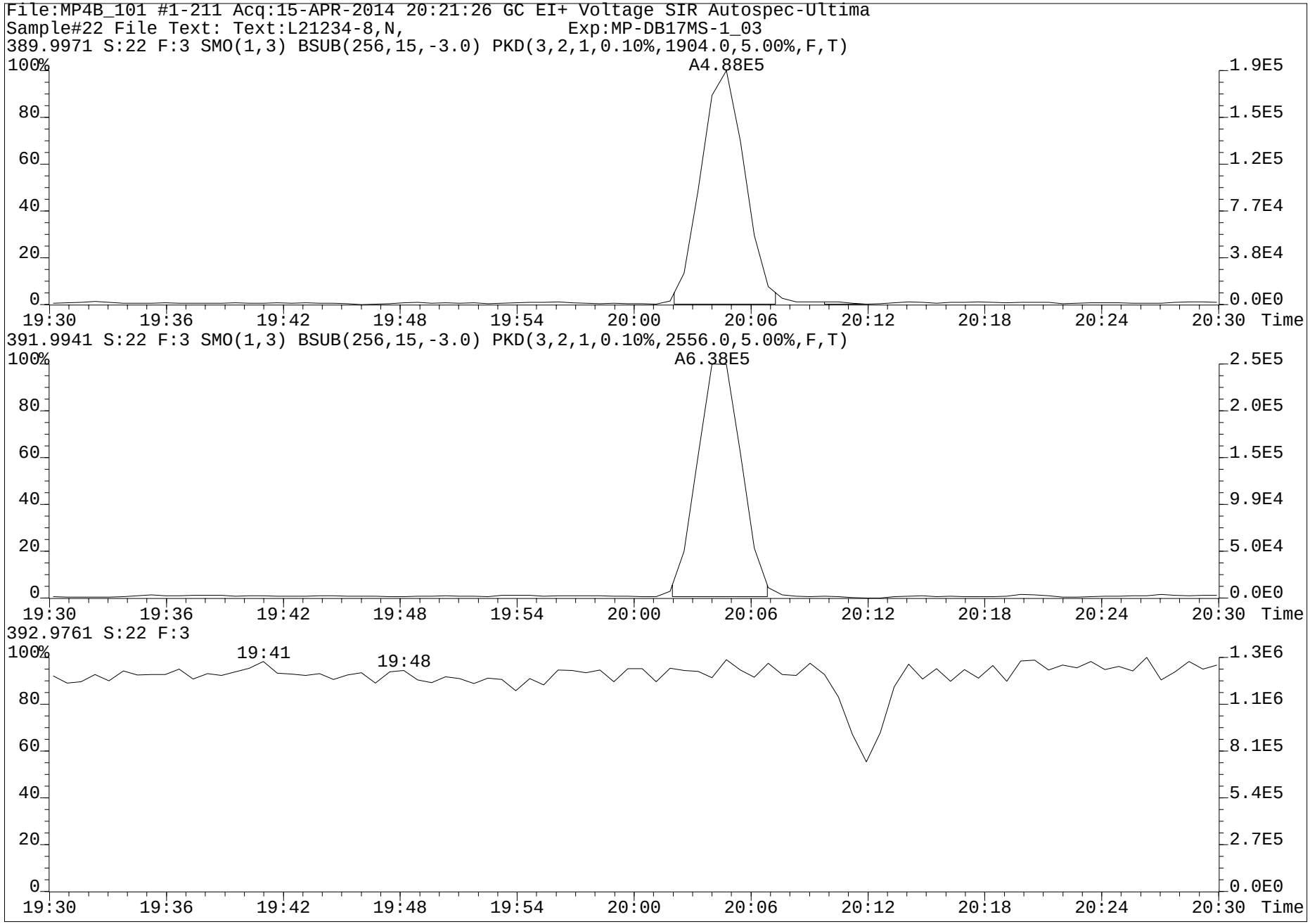
File:MP4B_101 #1-211 Acq:15-APR-2014 20:21:26 GC EI+ Voltage SIR Autospec-Ultima
Sample#22 File Text: Text:L21234-8,N, Exp:MP-DB17MS-1_03
389.9971 S:22 F:3 SMO(1,3) BSUB(256,15,-3.0) PKD(3,2,1,0.10%,1904.0,5.00%,F,T)
A4.88E5
391.9941 S:22 F:3 SMO(1,3) BSUB(256,15,-3.0) PKD(3,2,1,0.10%,2556.0,5.00%,F,T)
A6.38E5
392.9761 S:22 F:3
19:41
19:48
Time

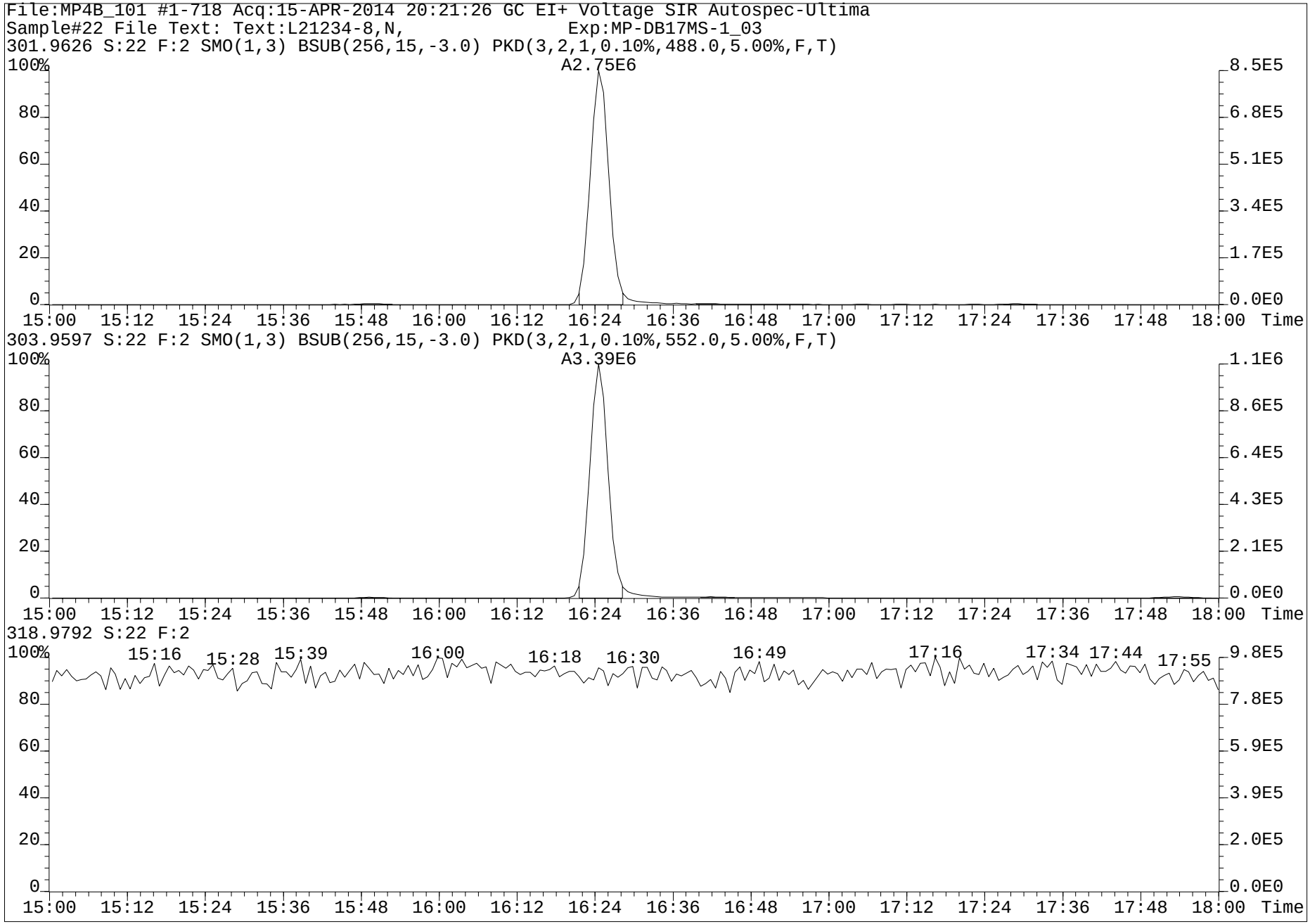
File:MP4B_101 #1-718 Acq:15-APR-2014 20:21:26 GC EI+ Voltage SIR Autospec-Ultima
Sample#22 File Text: Text:L21234-8,N, Exp:MP-DB17MS-1_03
301.9626 S:22 F:2 SMO(1,3) BSUB(256,15,-3.0) PKD(3,2,1,0.10%,488.0,5.00%,F,T)
A2.75E6
303.9597 S:22 F:2 SMO(1,3) BSUB(256,15,-3.0) PKD(3,2,1,0.10%,552.0,5.00%,F,T)
A3.39E6
318.9792 S:22 F:2
15:16
15:28
15:39
16:00
16:18
16:30
16:49
17:16
17:34
17:44
17:55
Time

www.axysanalytical.com

Run #11 Filename MP4B_101 S: 16 I: 1 Acquired: 15-APR-14 16:59:38 Processed: 16-APR-14 08:57:44
Run: mp4b_101-a Analyte: MP-DB17-S08 Cal: mp4b_099-7a Results: mp4b_101-b Version: V3.6 6-JAN-2000 17:51:42
Sample text: L21236-7,W, Comments: 4,WG47118,2.0/800uL
sample size: 4.000000 conc units: pg/mL total toxicity: 134282» F1: 1.0000 F2: 1.0000

	Typ	Name	#Hom	Resp	RA		RT	Conc	Tox #1	DL	Rec	M?
1	Unk	1-OH-Naphthalene	1	OLR 1.30e+09	0.87	n	8:08	104068.235	10407	74.5537	-	n
2	Unk	1-OH-Pyrene	1	OLR 8.66e+09	1.33	n	20:48	623836.316	62384	4821.0246	-	n
3	Unk	3-OH-Chrysene	1	OLR 2.00e+09	2.13	n	23:03	100833.846	10083	1700.7780	-	n
4	Unk	3-OH-Benz[a]anthracene	1	5.76e+08	2.37	n	23:13	43284.550	21642	2452.9107	-	n
5	Unk	7,8-OH-Benzo[a]pyrene-C	0	*	*	n	NotFnd	*	*	7264.8513	-	n
6	Unk	7,8-OH-Benzo[a]pyrene-T	1	1.74e+05	0.00	n	25:05	18.033	2	7093.9490	-	y
7	Unk	7,8-OH-Benzo[a]pyrene-3	1	2.83e+08	4.81	n	26:13	434887.245	43489	2443.3556	-	n
8	Unk	9-OH-Benzo[a]pyrene	1	OLR 1.84e+09	6.95	n	26:33	322839.362	32284	197.9732	-	n
9	Unk	3-OH-Benzo[a]pyrene	1	OLR 3.52e+09	5.83	n	26:45	421012.284	42101	189.9941	-	n
10	Unk	7,8-OH-Benzo[a]pyrene-4	1	5.09e+08	10.93	n	27:08	1120438.024	1120»	3492.1245	-	n
11	IS	13C6-1-OH-Naphthalene	1	2.58e+07	0.82	n	8:08	1839.082	-	30.2815	73.6	n
12	IS	13C6-1-OH-Pyrene	1	3.25e+07	2.96	n	20:46	1275.283	-	53.3480	51.0	n
13	IS	13C6-1-OH-BAA	1	6.95e+07	2.25	n	22:29	2760.954	-	420.2310	106.2	n
14	IS	13C6-3-OH-Chrysene	1	4.48e+07	2.04	n	23:02	3129.540	-	738.8450	123.9	n
15	IS	D11-3-OH-Benzo[a]pyrene	1	1.50e+07	5.75	n	26:39	3862.042	-	20.4875	150.9	y
16	IS	13C-CL4-OH-PCB-79	1	9.46e+06	0.77	y	20:04	2588.295	-	12.3146	103.5	n
17	IS	13C-CL4-PCB-79	0	*	*	n	NotFnd	*	-	*	Div0	n
18	RS	13C-CL4-PCB-81	1	4.55e+07	0.81	y	16:24	4.640	-	-	0.2	n
19	Tot	Fn1 Lock	-	-			-	-	-	-	-	n
20	Tot	Fn2 Lock	-	-			-	-	-	-	-	n
21	Tot	Fn3 Lock	-	-			-	-	-	-	-	n
22	Tot	Fn4 Lock	-	-			-	-	-	-	-	n
23	Tot	Fn5 Lock	-	-			-	-	-	-	-	n
24	Tot	Fn6 Lock	-	-			-	-	-	-	-	n

pv'd by RT 17APR2014

SV my MW
21-Apr-14

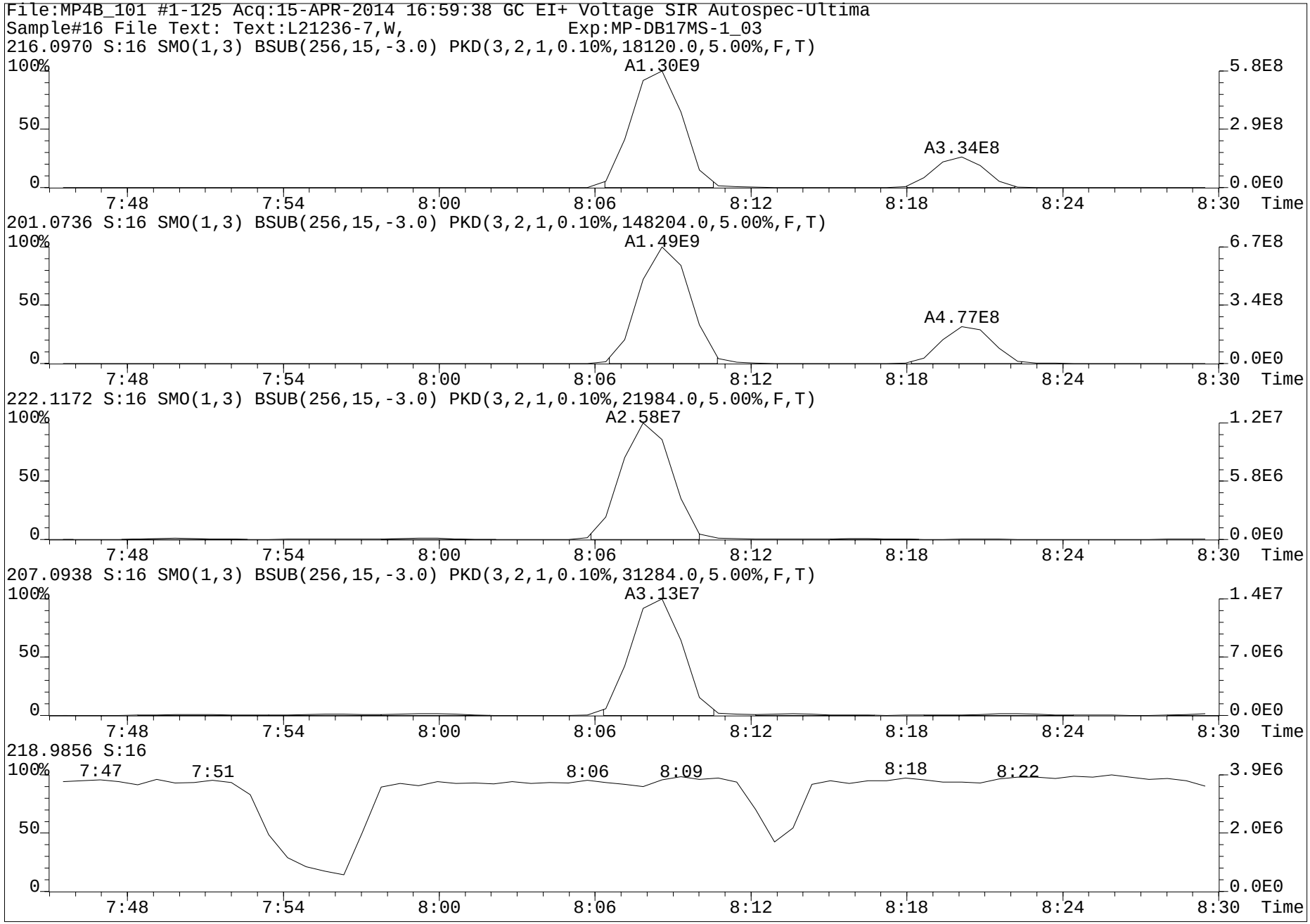
File:MP4B_101 #1-125 Acq:15-APR-2014 16:59:38 GC EI+ Voltage SIR Autospec-Ultima
Sample#16 File Text: Text:L21236-7,W, Exp:MP-DB17MS-1_03
216.0970 S:16 SMO(1,3) BSUB(256,15,-3.0) PKD(3,2,1,0.10%,18120.0,5.00%,F,T)
A1.30E9
A3.34E8
201.0736 S:16 SMO(1,3) BSUB(256,15,-3.0) PKD(3,2,1,0.10%,148204.0,5.00%,F,T)
A1.49E9
A4.77E8
222.1172 S:16 SMO(1,3) BSUB(256,15,-3.0) PKD(3,2,1,0.10%,21984.0,5.00%,F,T)
A2.58E7
207.0938 S:16 SMO(1,3) BSUB(256,15,-3.0) PKD(3,2,1,0.10%,31284.0,5.00%,F,T)
A3.13E7
218.9856 S:16
7:47
7:51
8:06
8:09
8:18
8:22
100%
50
0
7:48
7:54
8:00
8:06
8:12
8:18
8:24
8:30
Time
5.8E8
2.9E8
0.0E0
6.7E8
3.4E8
1.2E7
5.8E6
1.4E7
7.0E6
3.9E6
2.0E6

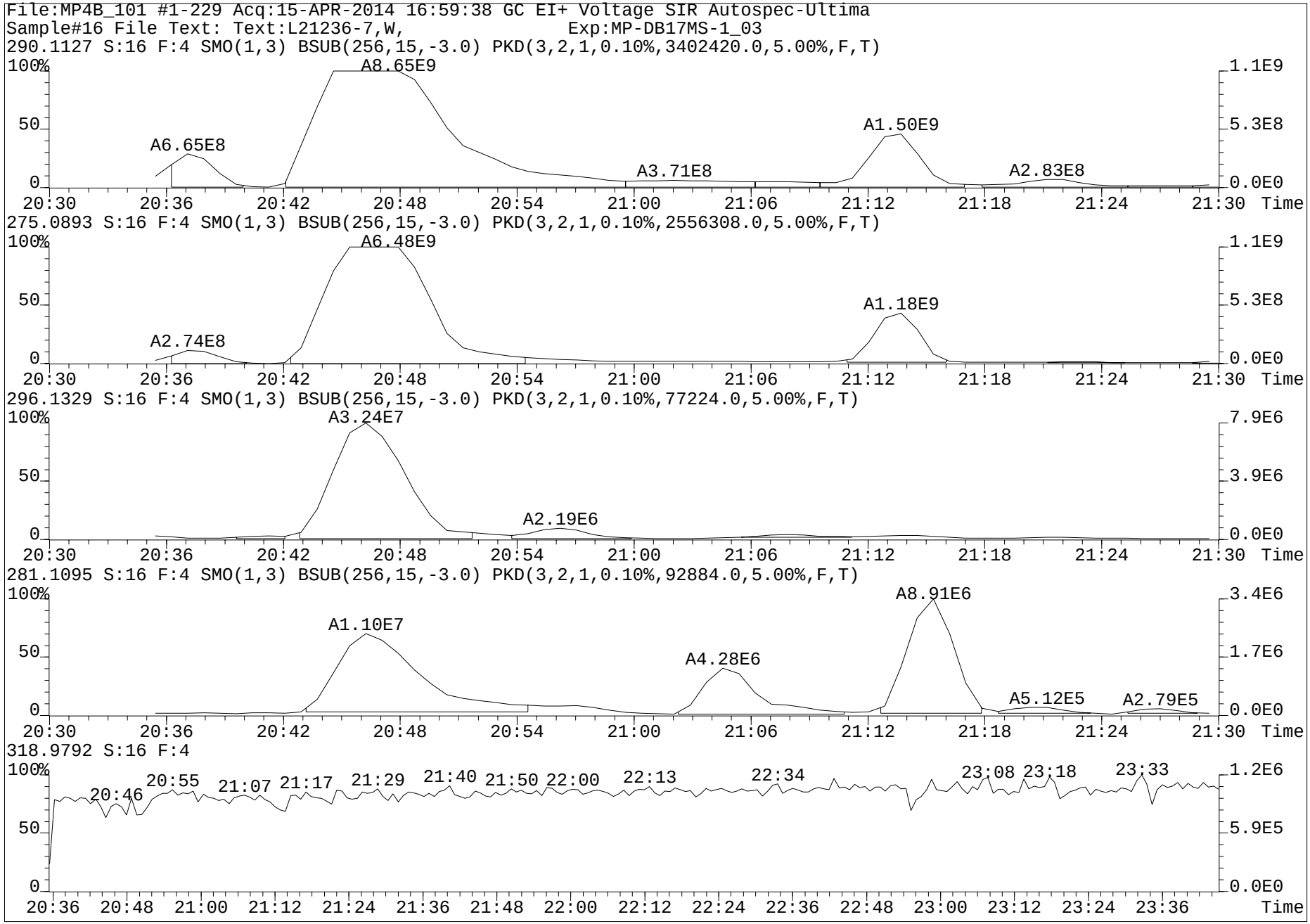
File:MP4B_101 #1-229 Acq:15-APR-2014 16:59:38 GC EI+ Voltage SIR Autospec-Ultima
Sample#16 File Text: Text:L21236-7,W, Exp:MP-DB17MS-1_03
290.1127 S:16 F:4 SMO(1,3) BSUB(256,15,-3.0) PKD(3,2,1,0.10%,3402420.0,5.00%,F,T)
A8.65E9
A6.65E8
A1.50E9
A3.71E8
A2.83E8
275.0893 S:16 F:4 SMO(1,3) BSUB(256,15,-3.0) PKD(3,2,1,0.10%,2556308.0,5.00%,F,T)
A6.48E9
A1.18E9
A2.74E8
296.1329 S:16 F:4 SMO(1,3) BSUB(256,15,-3.0) PKD(3,2,1,0.10%,77224.0,5.00%,F,T)
A3.24E7
A2.19E6
281.1095 S:16 F:4 SMO(1,3) BSUB(256,15,-3.0) PKD(3,2,1,0.10%,92884.0,5.00%,F,T)
A8.91E6
A1.10E7
A4.28E6
A5.12E5
A2.79E5
318.9792 S:16 F:4
20:46
20:55
21:07
21:17
21:29
21:40
21:50
22:00
22:13
22:34
23:08
23:18
23:33
Time

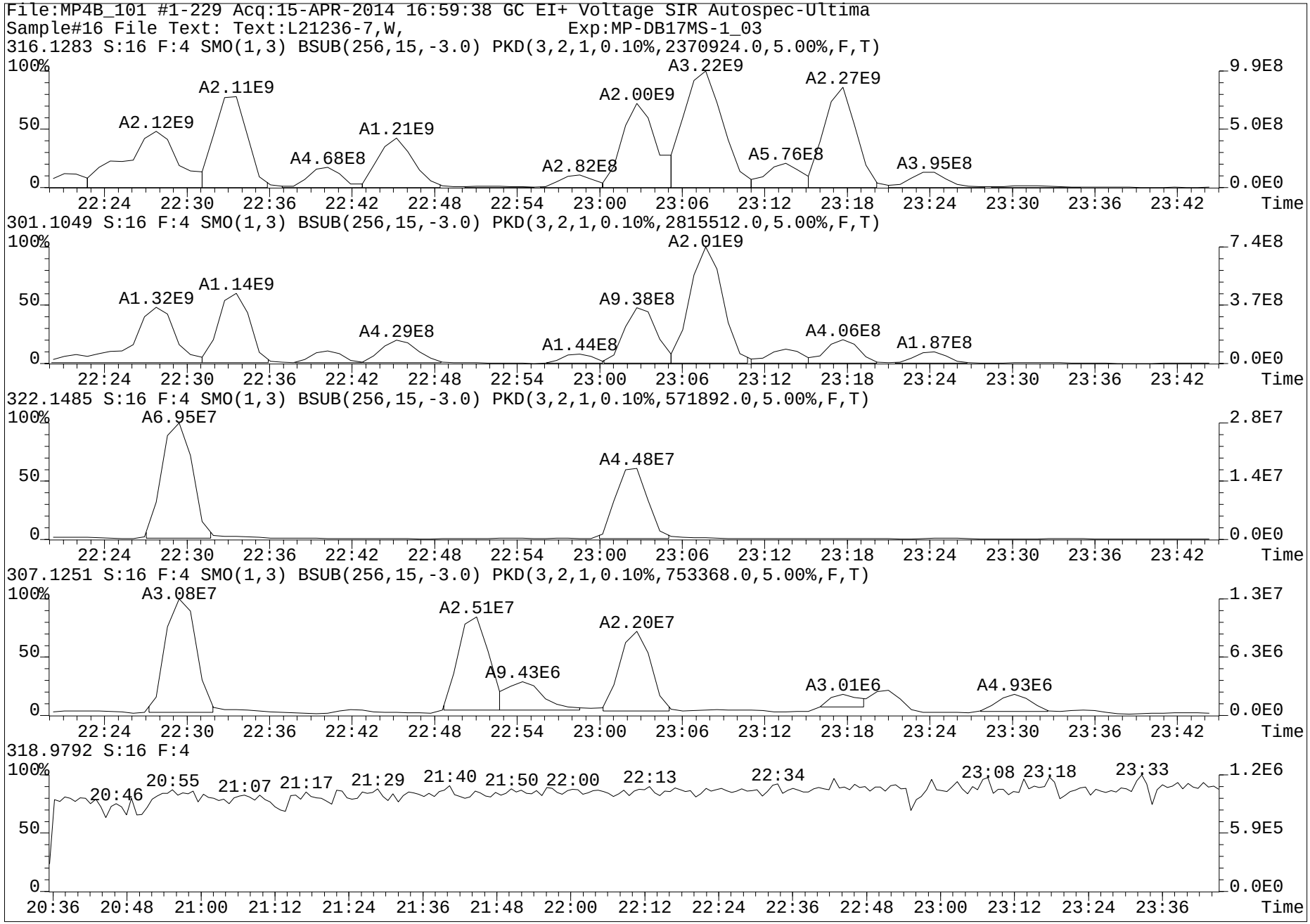
File:MP4B_101 #1-229 Acq:15-APR-2014 16:59:38 GC EI+ Voltage SIR Autospec-Ultima
Sample#16 File Text: Text:L21236-7,W, Exp:MP-DB17MS-1_03
316.1283 S:16 F:4 SMO(1,3) BSUB(256,15,-3.0) PKD(3,2,1,0.10%,2370924.0,5.00%,F,T)
A2.12E9
A2.11E9
A4.68E8
A1.21E9
A2.82E8
A2.00E9
A3.22E9
A5.76E8
A2.27E9
A3.95E8
301.1049 S:16 F:4 SMO(1,3) BSUB(256,15,-3.0) PKD(3,2,1,0.10%,2815512.0,5.00%,F,T)
A1.32E9
A1.14E9
A4.29E8
A1.44E8
A9.38E8
A2.01E9
A4.06E8
A1.87E8
322.1485 S:16 F:4 SMO(1,3) BSUB(256,15,-3.0) PKD(3,2,1,0.10%,571892.0,5.00%,F,T)
A6.95E7
A4.48E7
307.1251 S:16 F:4 SMO(1,3) BSUB(256,15,-3.0) PKD(3,2,1,0.10%,753368.0,5.00%,F,T)
A3.08E7
A2.51E7
A9.43E6
A2.20E7
A3.01E6
A4.93E6
318.9792 S:16 F:4
20:46
20:55
21:07
21:17
21:29
21:40
21:50
22:00
22:13
22:34
23:08
23:18
23:33
Time

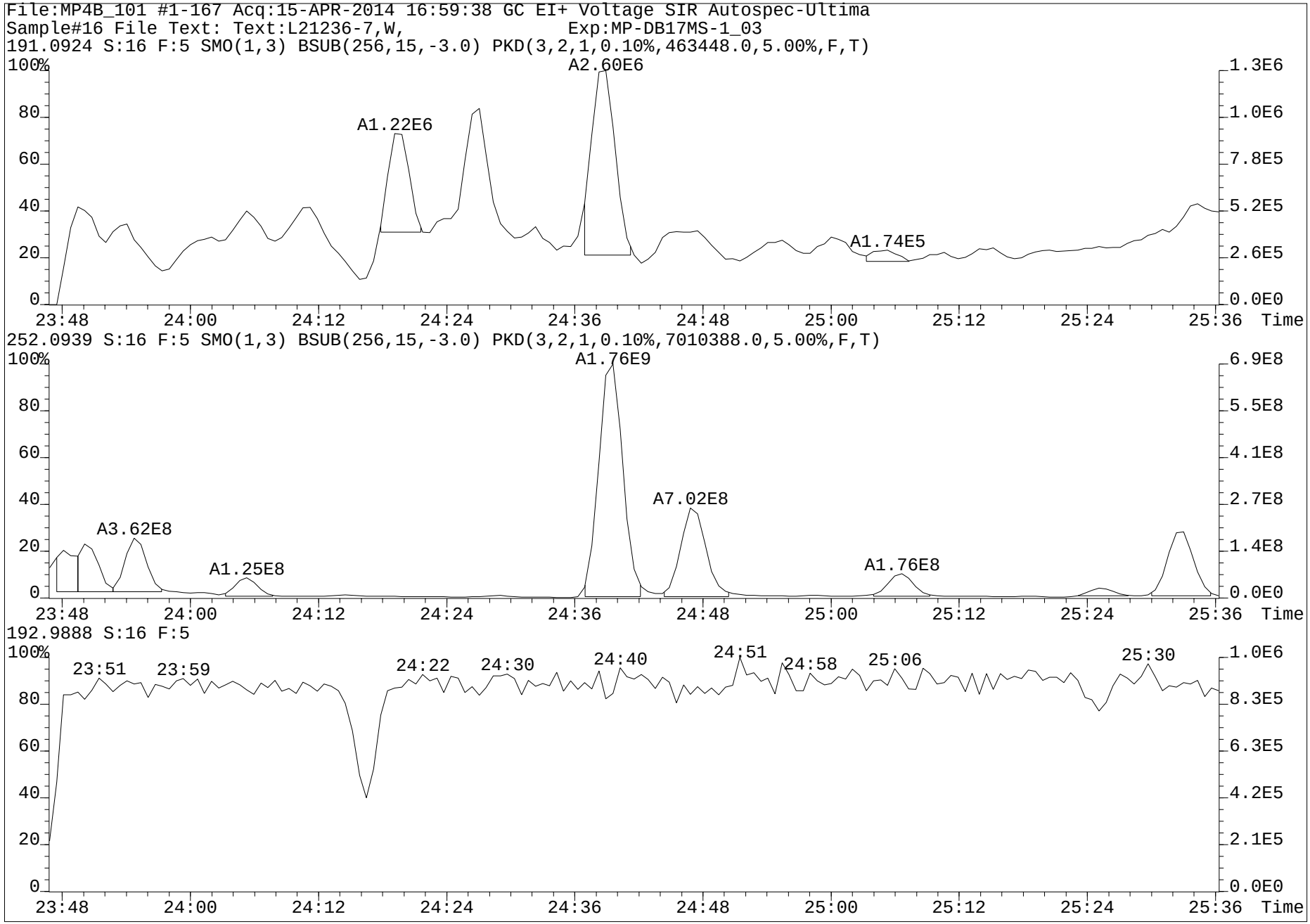
File:MP4B_101 #1-167 Acq:15-APR-2014 16:59:38 GC EI+ Voltage SIR Autospec-Ultima
Sample#16 File Text: Text:L21236-7,W, Exp:MP-DB17MS-1_03
191.0924 S:16 F:5 SMO(1,3) BSUB(256,15,-3.0) PKD(3,2,1,0.10%,463448.0,5.00%,F,T)
A2.60E6
A1.22E6
A1.74E5
252.0939 S:16 F:5 SMO(1,3) BSUB(256,15,-3.0) PKD(3,2,1,0.10%,7010388.0,5.00%,F,T)
A1.76E9
A7.02E8
A3.62E8
A1.25E8
A1.76E8
192.9888 S:16 F:5
23:51
23:59
24:22
24:30
24:40
24:51
24:58
25:06
25:30
Time

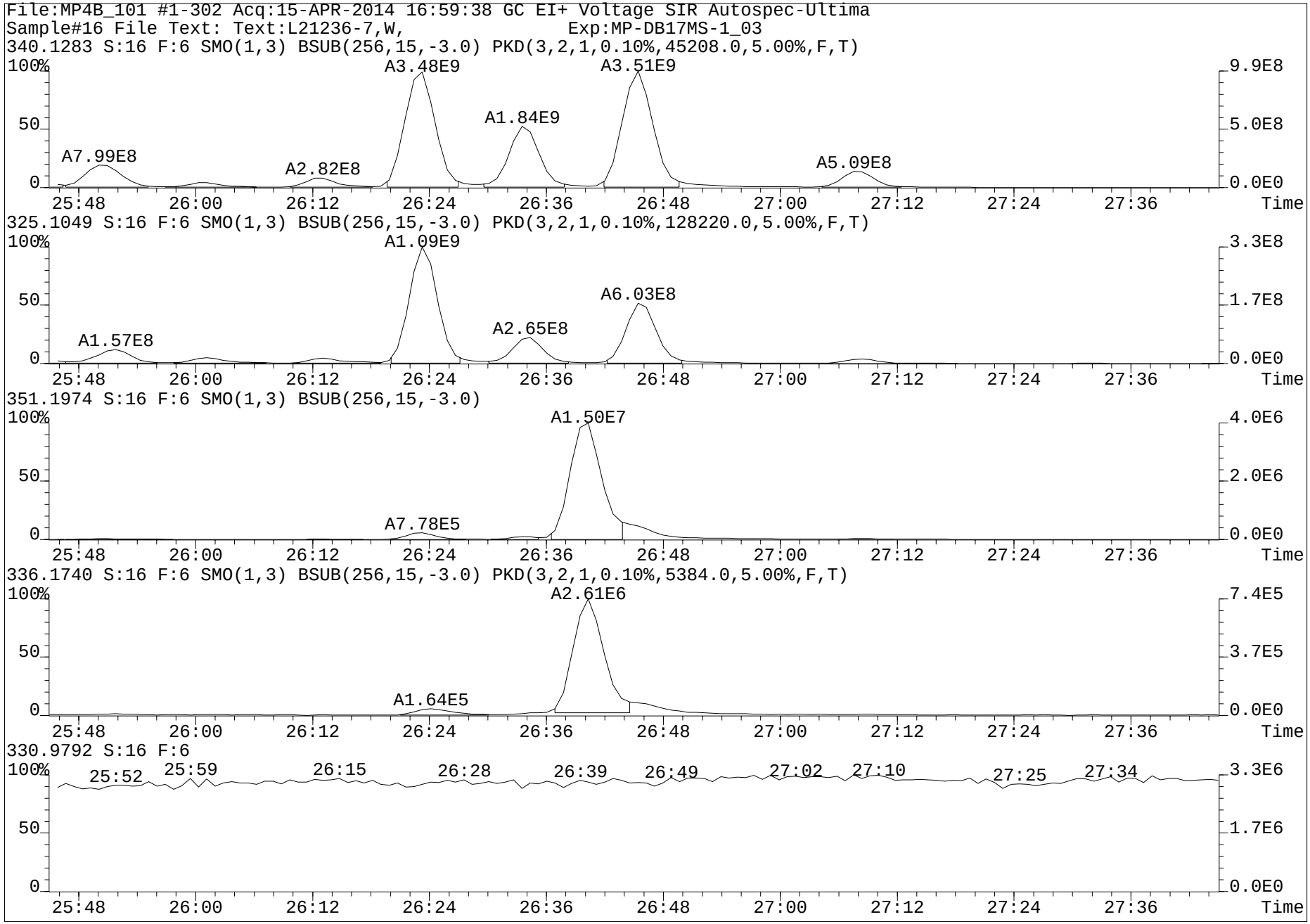
File:MP4B_101 #1-302 Acq:15-APR-2014 16:59:38 GC EI+ Voltage SIR Autospec-Ultima
Sample#16 File Text: Text:L21236-7,W, Exp:MP-DB17MS-1_03
340.1283 S:16 F:6 SMO(1,3) BSUB(256,15,-3.0) PKD(3,2,1,0.10%,45208.0,5.00%,F,T)
A7.99E8
A2.82E8
A3.48E9
A1.84E9
A3.51E9
A5.09E8
325.1049 S:16 F:6 SMO(1,3) BSUB(256,15,-3.0) PKD(3,2,1,0.10%,128220.0,5.00%,F,T)
A1.57E8
A1.09E9
A2.65E8
A6.03E8
351.1974 S:16 F:6 SMO(1,3) BSUB(256,15,-3.0)
A7.78E5
A1.50E7
336.1740 S:16 F:6 SMO(1,3) BSUB(256,15,-3.0) PKD(3,2,1,0.10%,5384.0,5.00%,F,T)
A1.64E5
A2.61E6
330.9792 S:16 F:6
25:52
25:59
26:15
26:28
26:39
26:49
27:02
27:10
27:25
27:34
100%
50
0
9.9E8
5.0E8
0.0E0
3.3E8
1.7E8
4.0E6
2.0E6
7.4E5
3.7E5
1.7E6
25:48
26:00
26:12
26:24
26:36
26:48
27:00
27:12
27:24
27:36
Time

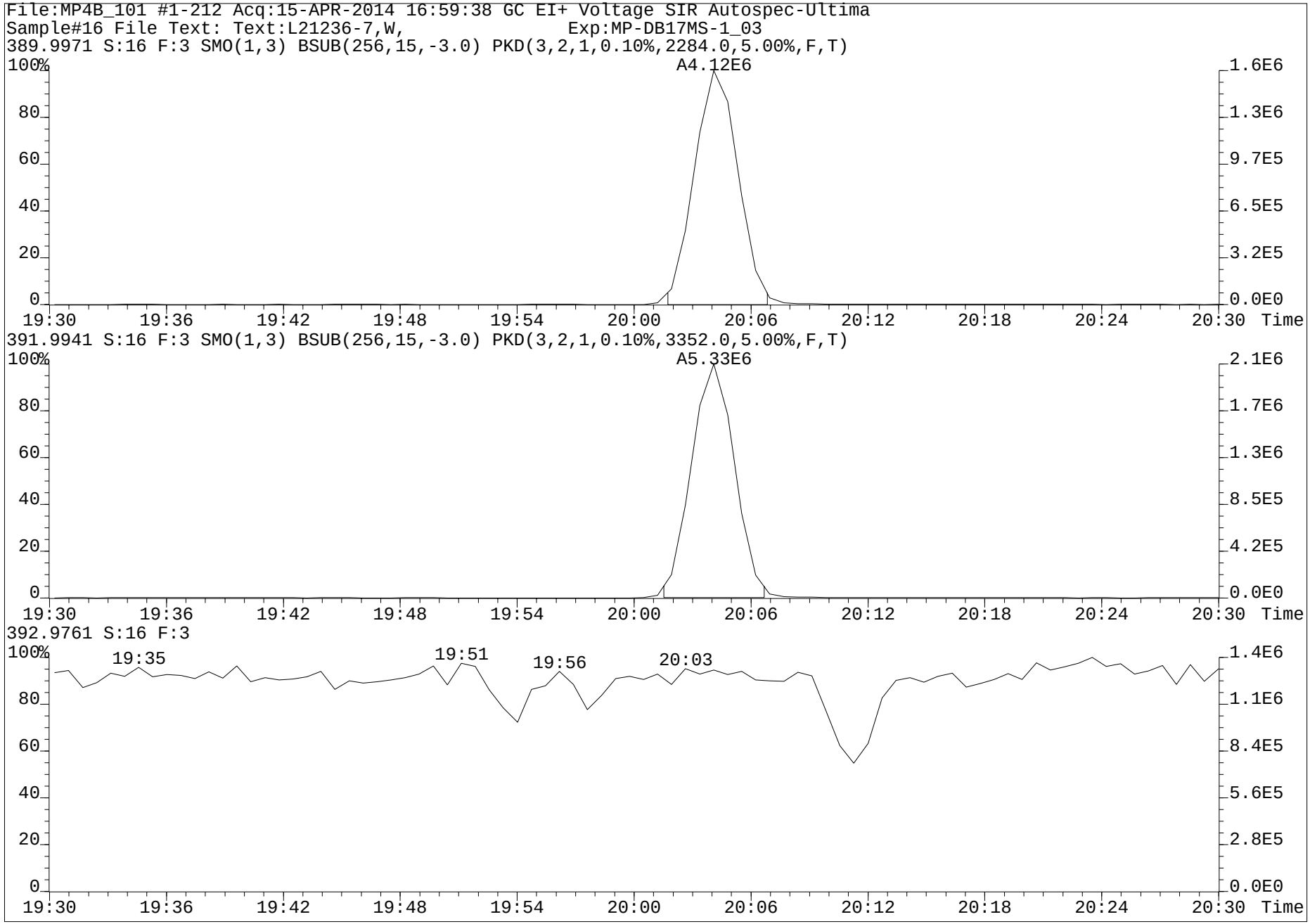
File:MP4B_101 #1-212 Acq:15-APR-2014 16:59:38 GC EI+ Voltage SIR Autospec-Ultima
Sample#16 File Text: Text:L21236-7,W, Exp:MP-DB17MS-1_03
389.9971 S:16 F:3 SMO(1,3) BSUB(256,15,-3.0) PKD(3,2,1,0.10%,2284.0,5.00%,F,T)
A4.12E6
391.9941 S:16 F:3 SMO(1,3) BSUB(256,15,-3.0) PKD(3,2,1,0.10%,3352.0,5.00%,F,T)
A5.33E6
392.9761 S:16 F:3
19:35
19:51
19:56
20:03
Time

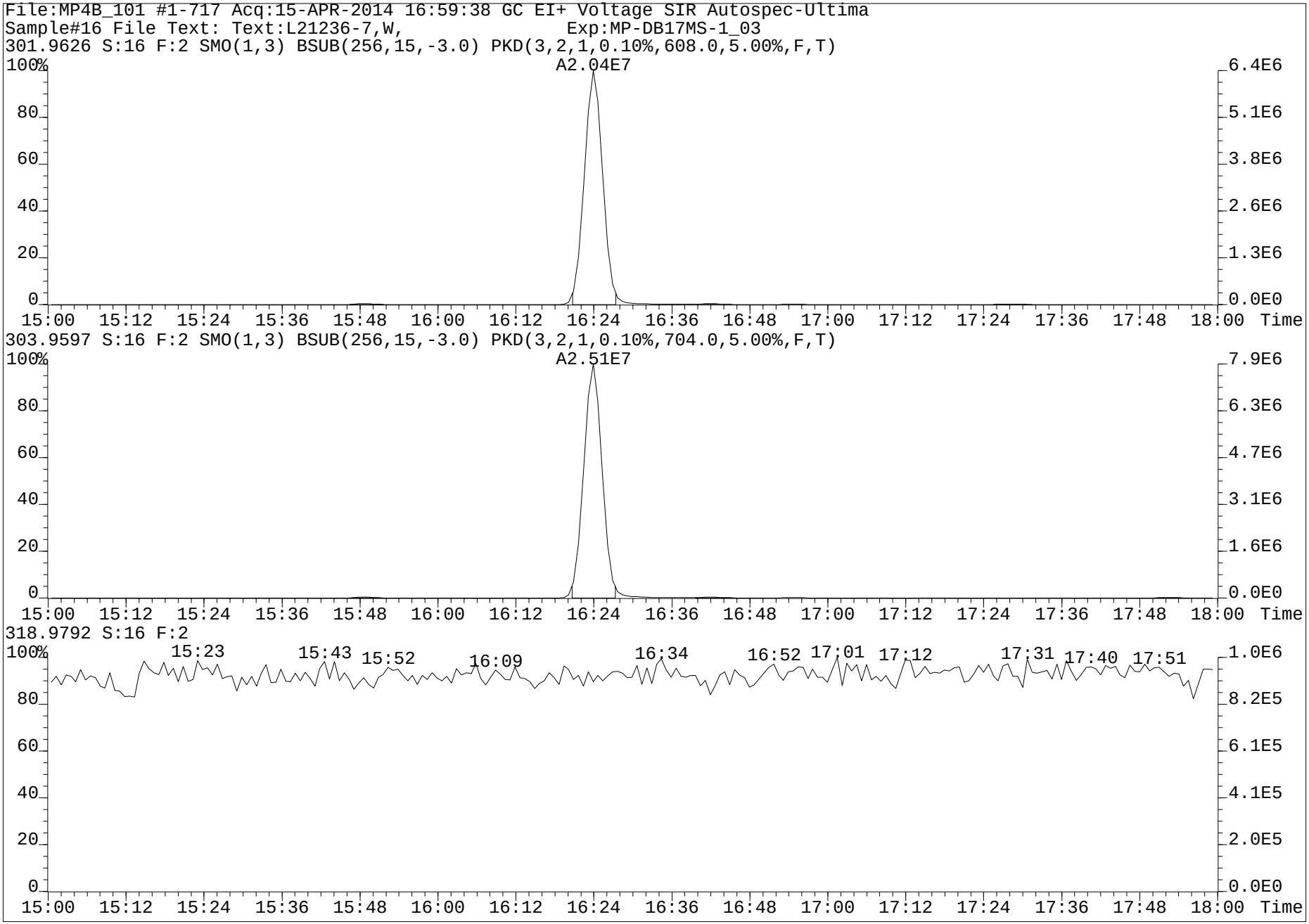
File:MP4B_101 #1-717 Acq:15-APR-2014 16:59:38 GC EI+ Voltage SIR Autospec-Ultima
Sample#16 File Text: Text:L21236-7,W, Exp:MP-DB17MS-1_03
301.9626 S:16 F:2 SMO(1,3) BSUB(256,15,-3.0) PKD(3,2,1,0.10%,608.0,5.00%,F,T)
A2.04E7
303.9597 S:16 F:2 SMO(1,3) BSUB(256,15,-3.0) PKD(3,2,1,0.10%,704.0,5.00%,F,T)
A2.51E7
318.9792 S:16 F:2
15:23
15:43
15:52
16:09
16:34
16:52
17:01
17:12
17:31
17:40
17:51
Time

www.axysanalytical.com

Run #18 Filename MP4B_101 S: 23 I: 1 Acquired: 15-APR-14 20:55:06 Processed: 16-APR-14 08:57:45
Run: mp4b_101-a Analyte: MP-DB17-S08 Cal: mp4b_099-7a Results: mp4b_101-b Version: V3.6 6-JAN-2000 17:51:42
Sample text: L21236-8,N, Comments: 20,WG47118,2.0/100uL
sample size: 4.000000 conc units: pg/mL total toxicity: 422238» F1: 1.0000 F2: 1.0000

	Typ	Name	#Hom		Resp	RA		RT	Conc	Tox #1	DL	Rec	M?	
1	Unk	1-OH-Naphthalene	1		2.80e+08	0.84	n	8:07	79167.460	7917	126.8798	-	n	
2	Unk	1-OH-Pyrene	1	OLR	6.53e+09	1.20	n	20:47	699267.473	69927	2416.1327	-	n	
3	Unk	3-OH-Chrysene	1		8.12e+08	1.97	n	23:03	182806.367	18281	4803.1299	-	n	
4	Unk	3-OH-Benz[a]anthracene	1		2.76e+08	2.28	n	23:13	80321.933	40161	6070.4349	-	n	
5	Unk	7,8-OH-Benzo[a]pyrene-C	0		*	*	n	NotFnd	*	*	11807.40»	-	n	
6	Unk	7,8-OH-Benzo[a]pyrene-T	0		*	*	n	NotFnd	*	*	11529.64»	-	n	conc, sdl x 2
7	Unk	7,8-OH-Benzo[a]pyrene-3	1		6.06e+07	4.76	n	26:13	553066.468	55307	7833.1954	-	n	
8	Unk	9-OH-Benzo[a]pyrene	1	OLR	8.18e+08	6.52	n	26:33	640873.415	64087	495.4439	-	y	
9	Unk	3-OH-Benzo[a]pyrene	1	OLR	1.15e+09	5.83	n	26:45	816519.740	81652	609.1054	-	n	
10	Unk	7,8-OH-Benzo[a]pyrene-4	1		2.98e+08	10.78	n	27:07	3885049.458	3885»	11195.46»	-	y	
11	IS	13C6-1-OH-Naphthalene	1		7.32e+06	0.84	n	8:07	3576.826	-	82.4955	143.1	n	
12	IS	13C6-1-OH-Pyrene	1		2.19e+07	2.55	n	20:46	5893.022	-	133.8958	235.7	n	
13	IS	13C6-1-OH-BAA	1		1.79e+07	2.40	n	22:29	4888.842	-	845.7124	188.0	n	rec x 0.5
14	IS	13C6-3-OH-Chrysene	1		1.00e+07	1.92	n	23:02	4803.773	-	1486.9213	190.2	n	
15	IS	D11-3-OH-Benzo[a]pyrene	1		2.54e+06	6.42	n	26:39	4472.182	-	94.2359	174.7	y	spikal x 2
16	IS	13C-CL4-OH-PCB-79	1		1.31e+06	0.78	y	20:04	2458.597	-	143.1306	98.3	n	
17	IS	13C-CL4-PCB-79	0		*	*	n	NotFnd	*	-	*	Div0	n	
18	RS	13C-CL4-PCB-81	1		6.63e+06	0.84	y	16:24	0.676	-	-	0.0	n	
19	Tot	Fn1 Lock	-		-			-	-	-	-	-	n	
20	Tot	Fn2 Lock	-		-			-	-	-	-	-	n	
21	Tot	Fn3 Lock	-		-			-	-	-	-	-	n	
22	Tot	Fn4 Lock	-		-			-	-	-	-	-	n	
23	Tot	Fn5 Lock	-		-			-	-	-	-	-	n	
24	Tot	Fn6 Lock	-		-			-	-	-	-	-	n	

doubly spiked with surrogate as per worksheets. (results confirm)

pv'd by RF 17APR2014

SV by MW
21-Apr-14

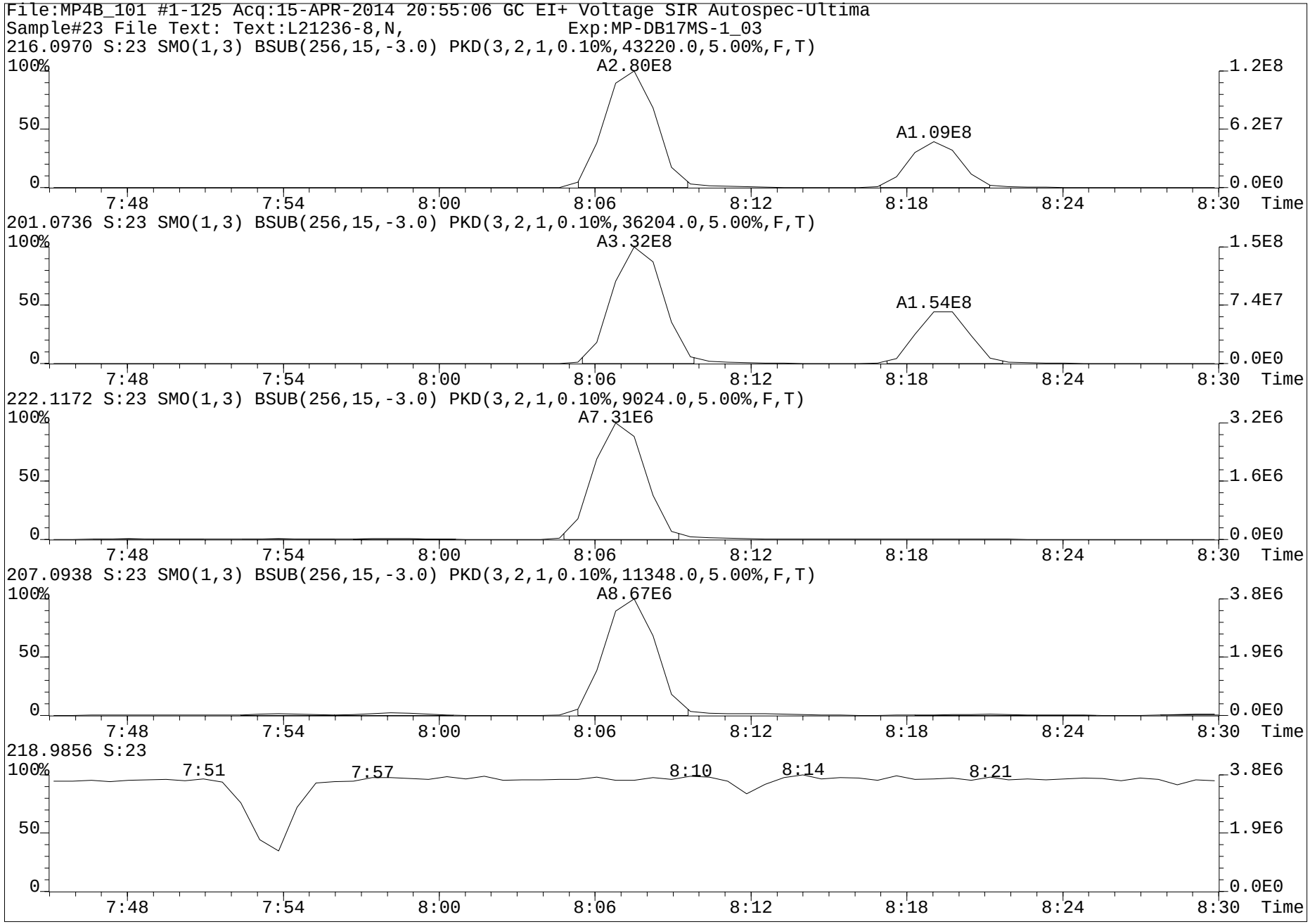
File:MP4B_101 #1-125 Acq:15-APR-2014 20:55:06 GC EI+ Voltage SIR Autospec-Ultima
Sample#23 File Text: Text:L21236-8,N, Exp:MP-DB17MS-1_03
216.0970 S:23 SMO(1,3) BSUB(256,15,-3.0) PKD(3,2,1,0.10%,43220.0,5.00%,F,T)
A2.80E8
A1.09E8
201.0736 S:23 SMO(1,3) BSUB(256,15,-3.0) PKD(3,2,1,0.10%,36204.0,5.00%,F,T)
A3.32E8
A1.54E8
222.1172 S:23 SMO(1,3) BSUB(256,15,-3.0) PKD(3,2,1,0.10%,9024.0,5.00%,F,T)
A7.31E6
207.0938 S:23 SMO(1,3) BSUB(256,15,-3.0) PKD(3,2,1,0.10%,11348.0,5.00%,F,T)
A8.67E6
218.9856 S:23
7:51
7:57
8:10
8:14
8:21
100%
50
0
7:48
7:54
8:00
8:06
8:12
8:18
8:24
8:30
Time
1.2E8
6.2E7
0.0E0
1.5E8
7.4E7
3.2E6
1.6E6
3.8E6
1.9E6


File:MP4B_101 #1-230 Acq:15-APR-2014 20:55:06 GC EI+ Voltage SIR Autospec-Ultima
Sample#23 File Text: Text:L21236-8,N, Exp:MP-DB17MS-1_03
290.1127 S:23 F:4 SMO(1,3) BSUB(256,15,-3.0) PKD(3,2,1,0.10%,992864.0,5.00%,F,T)
A6.53E9
A3.14E8
A6.57E8
275.0893 S:23 F:4 SMO(1,3) BSUB(256,15,-3.0) PKD(3,2,1,0.10%,1331836.0,5.00%,F,T)
A5.42E9
A5.92E8
296.1329 S:23 F:4 SMO(1,3) BSUB(256,15,-3.0) PKD(3,2,1,0.10%,11772.0,5.00%,F,T)
A2.18E7
A1.08E6
281.1095 S:23 F:4 SMO(1,3) BSUB(256,15,-3.0) PKD(3,2,1,0.10%,48164.0,5.00%,F,T)
A8.56E6
A9.29E5
A2.04E6
318.9792 S:23 F:4
20:48
21:20
21:49
22:05
22:34 22:44 22:54
23:07
23:22
23:41
Time

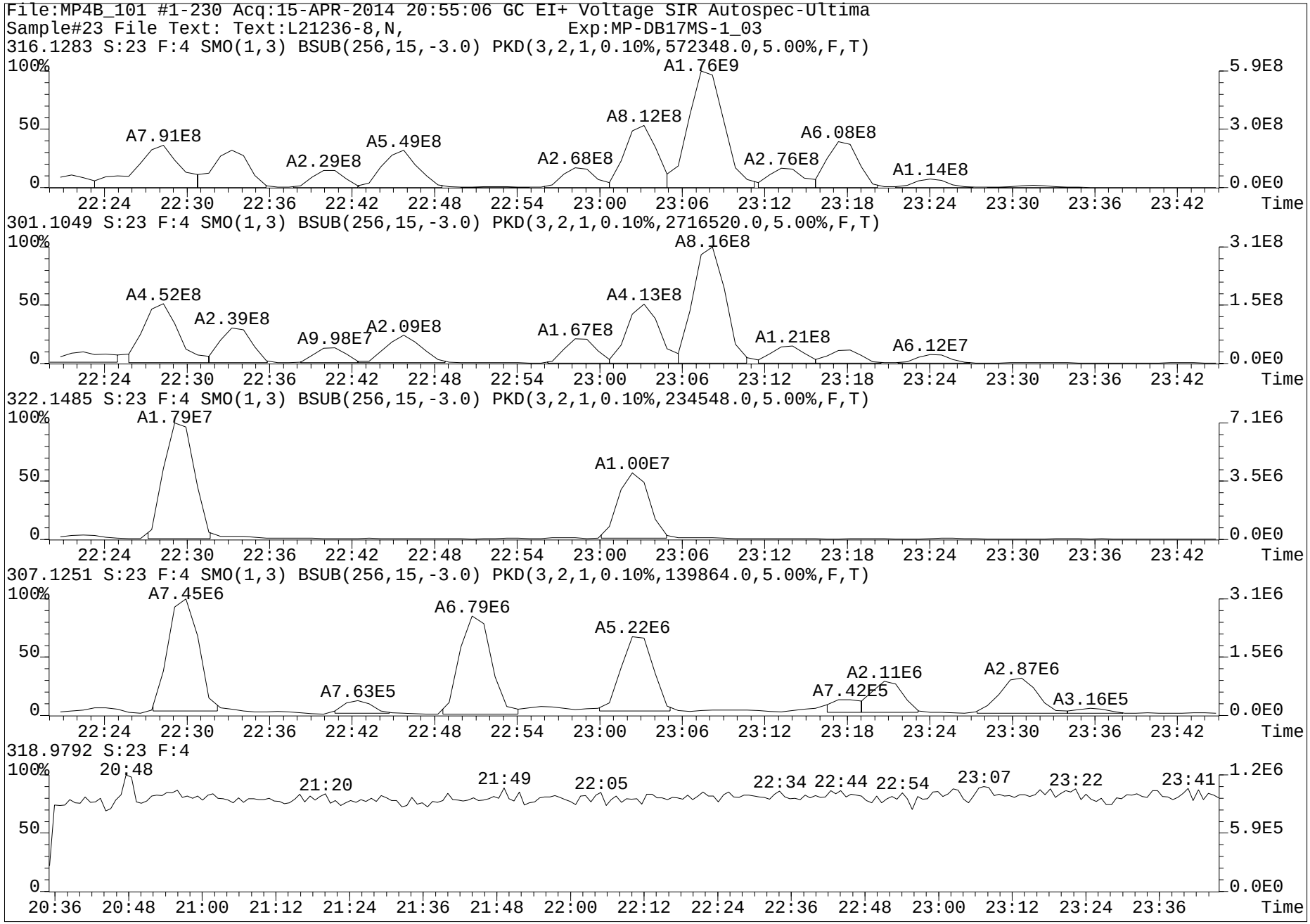
File:MP4B_101 #1-230 Acq:15-APR-2014 20:55:06 GC EI+ Voltage SIR Autospec-Ultima
Sample#23 File Text: Text:L21236-8,N, Exp:MP-DB17MS-1_03
316.1283 S:23 F:4 SMO(1,3) BSUB(256,15,-3.0) PKD(3,2,1,0.10%,572348.0,5.00%,F,T)
A7.91E8
A2.29E8
A5.49E8
A2.68E8
A8.12E8
A1.76E9
A2.76E8
A6.08E8
A1.14E8
301.1049 S:23 F:4 SMO(1,3) BSUB(256,15,-3.0) PKD(3,2,1,0.10%,2716520.0,5.00%,F,T)
A4.52E8
A2.39E8
A9.98E7
A2.09E8
A1.67E8
A4.13E8
A8.16E8
A1.21E8
A6.12E7
322.1485 S:23 F:4 SMO(1,3) BSUB(256,15,-3.0) PKD(3,2,1,0.10%,234548.0,5.00%,F,T)
A1.79E7
A1.00E7
307.1251 S:23 F:4 SMO(1,3) BSUB(256,15,-3.0) PKD(3,2,1,0.10%,139864.0,5.00%,F,T)
A7.45E6
A7.63E5
A6.79E6
A5.22E6
A7.42E5
A2.11E6
A2.87E6
A3.16E5
318.9792 S:23 F:4
20:48
21:20
21:49
22:05
22:34 22:44 22:54
23:07
23:22
23:41
100%
50
0
Time

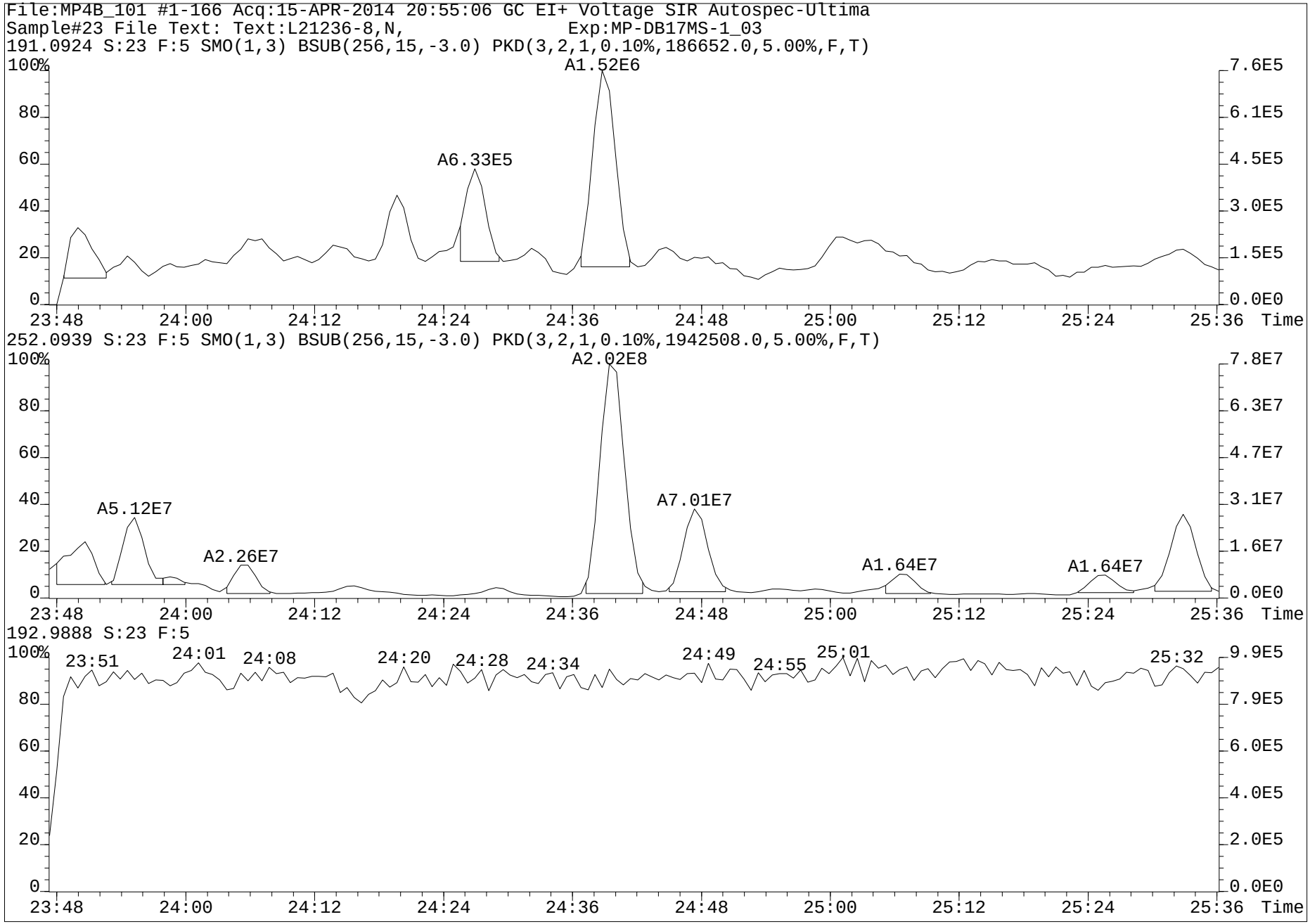
File:MP4B_101 #1-166 Acq:15-APR-2014 20:55:06 GC EI+ Voltage SIR Autospec-Ultima
Sample#23 File Text: Text:L21236-8,N, Exp:MP-DB17MS-1_03
191.0924 S:23 F:5 SMO(1,3) BSUB(256,15,-3.0) PKD(3,2,1,0.10%,186652.0,5.00%,F,T)
A1.52E6
A6.33E5
252.0939 S:23 F:5 SMO(1,3) BSUB(256,15,-3.0) PKD(3,2,1,0.10%,1942508.0,5.00%,F,T)
A2.02E8
A5.12E7
A7.01E7
A2.26E7
A1.64E7
A1.64E7
192.9888 S:23 F:5
23:51
24:01
24:08
24:20
24:28
24:34
24:49
24:55
25:01
25:32
Time

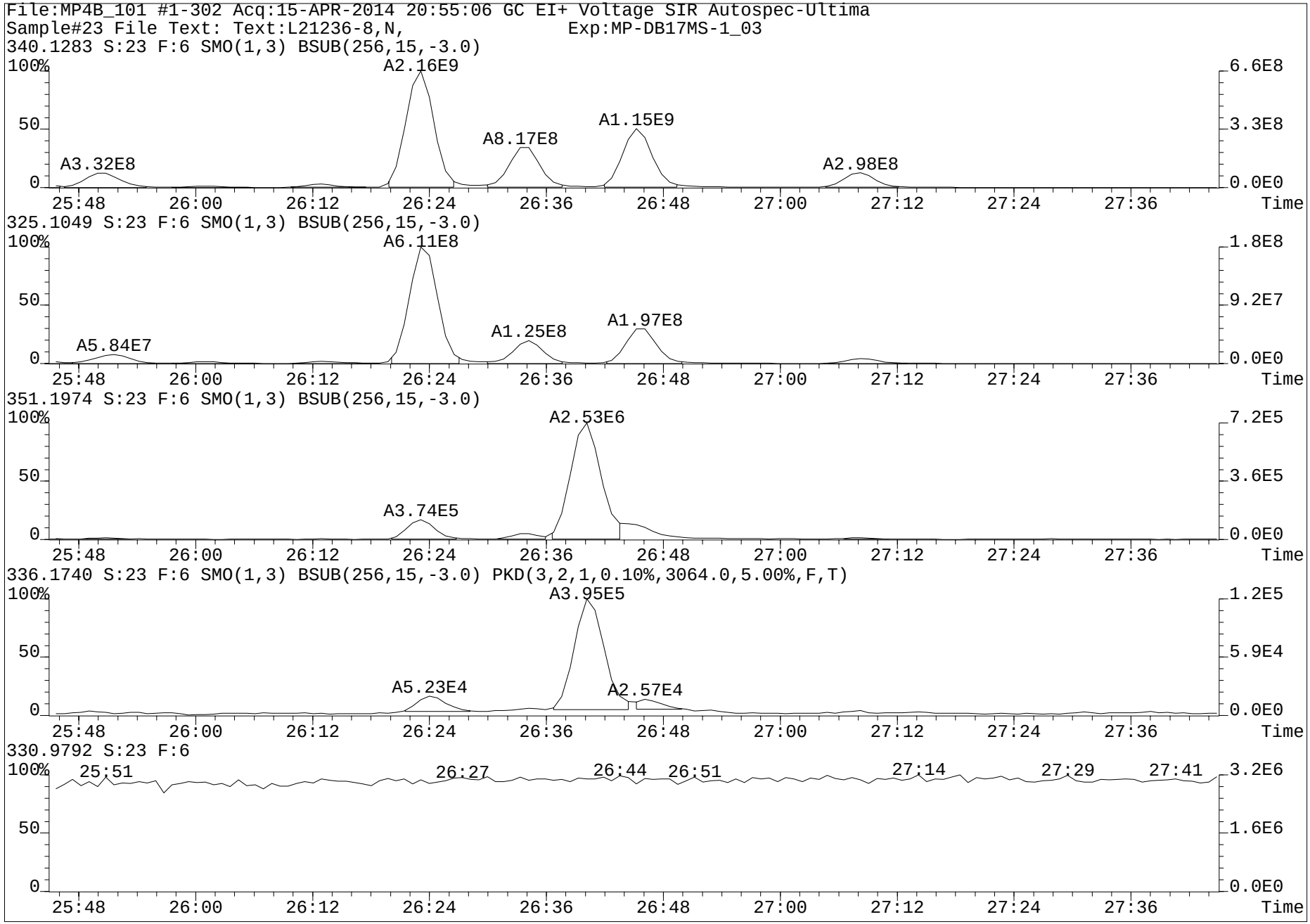
File:MP4B_101 #1-302 Acq:15-APR-2014 20:55:06 GC EI+ Voltage SIR Autospec-Ultima
Sample#23 File Text: Text:L21236-8,N, Exp:MP-DB17MS-1_03
340.1283 S:23 F:6 SMO(1,3) BSUB(256,15,-3.0)
A2.16E9
A8.17E8
A1.15E9
A3.32E8
A2.98E8
325.1049 S:23 F:6 SMO(1,3) BSUB(256,15,-3.0)
A6.11E8
A1.25E8
A1.97E8
A5.84E7
351.1974 S:23 F:6 SMO(1,3) BSUB(256,15,-3.0)
A2.53E6
A3.74E5
336.1740 S:23 F:6 SMO(1,3) BSUB(256,15,-3.0) PKD(3,2,1,0.10%,3064.0,5.00%,F,T)
A3.95E5
A5.23E4
A2.57E4
330.9792 S:23 F:6
25:51
26:27
26:44
26:51
27:14
27:29
27:41
Time

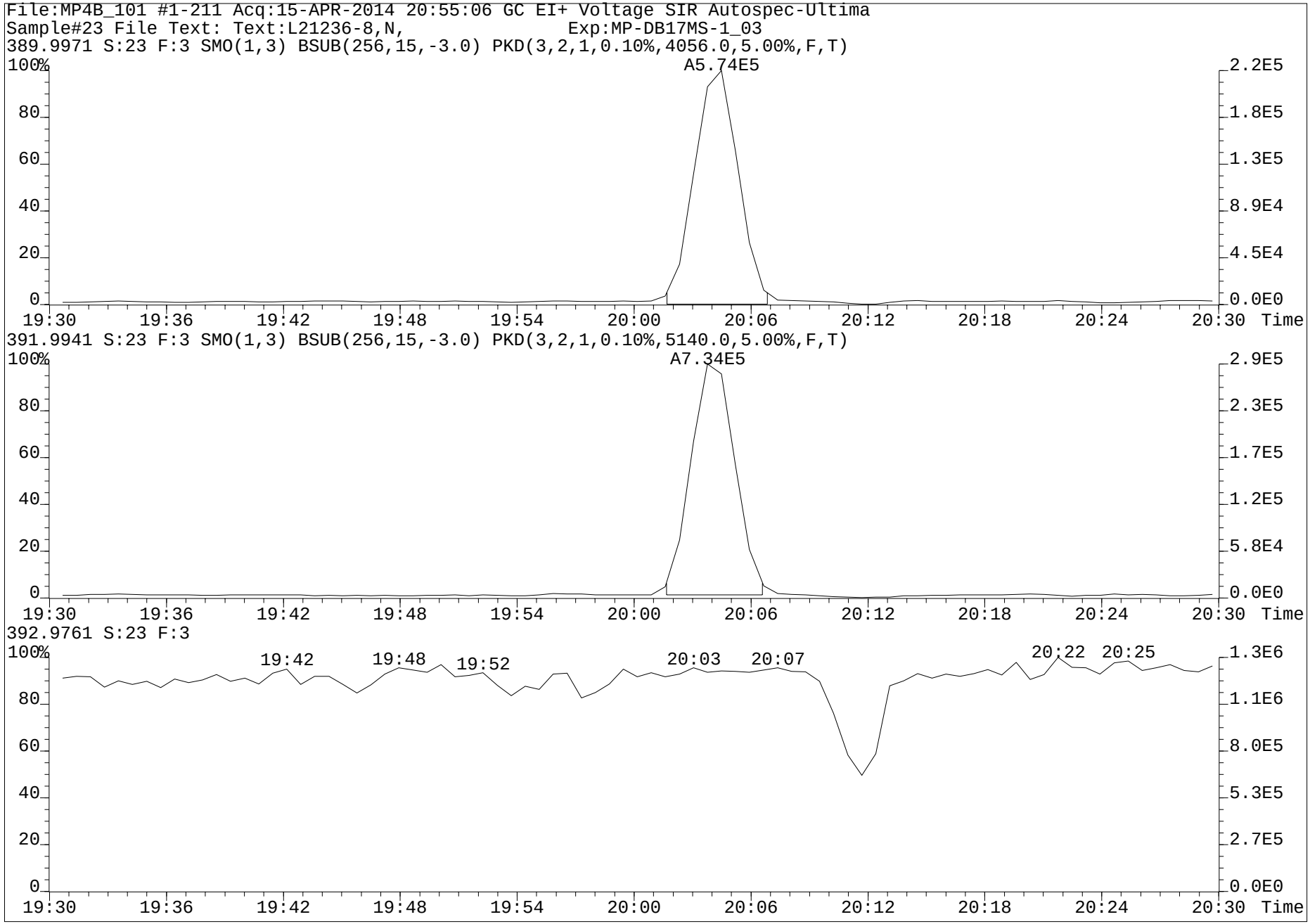
File:MP4B_101 #1-211 Acq:15-APR-2014 20:55:06 GC EI+ Voltage SIR Autospec-Ultima
Sample#23 File Text: Text:L21236-8,N, Exp:MP-DB17MS-1_03
389.9971 S:23 F:3 SMO(1,3) BSUB(256,15,-3.0) PKD(3,2,1,0.10%,4056.0,5.00%,F,T)
A5.74E5
391.9941 S:23 F:3 SMO(1,3) BSUB(256,15,-3.0) PKD(3,2,1,0.10%,5140.0,5.00%,F,T)
A7.34E5
392.9761 S:23 F:3
19:42
19:48
19:52
20:03
20:07
20:22
20:25
Time

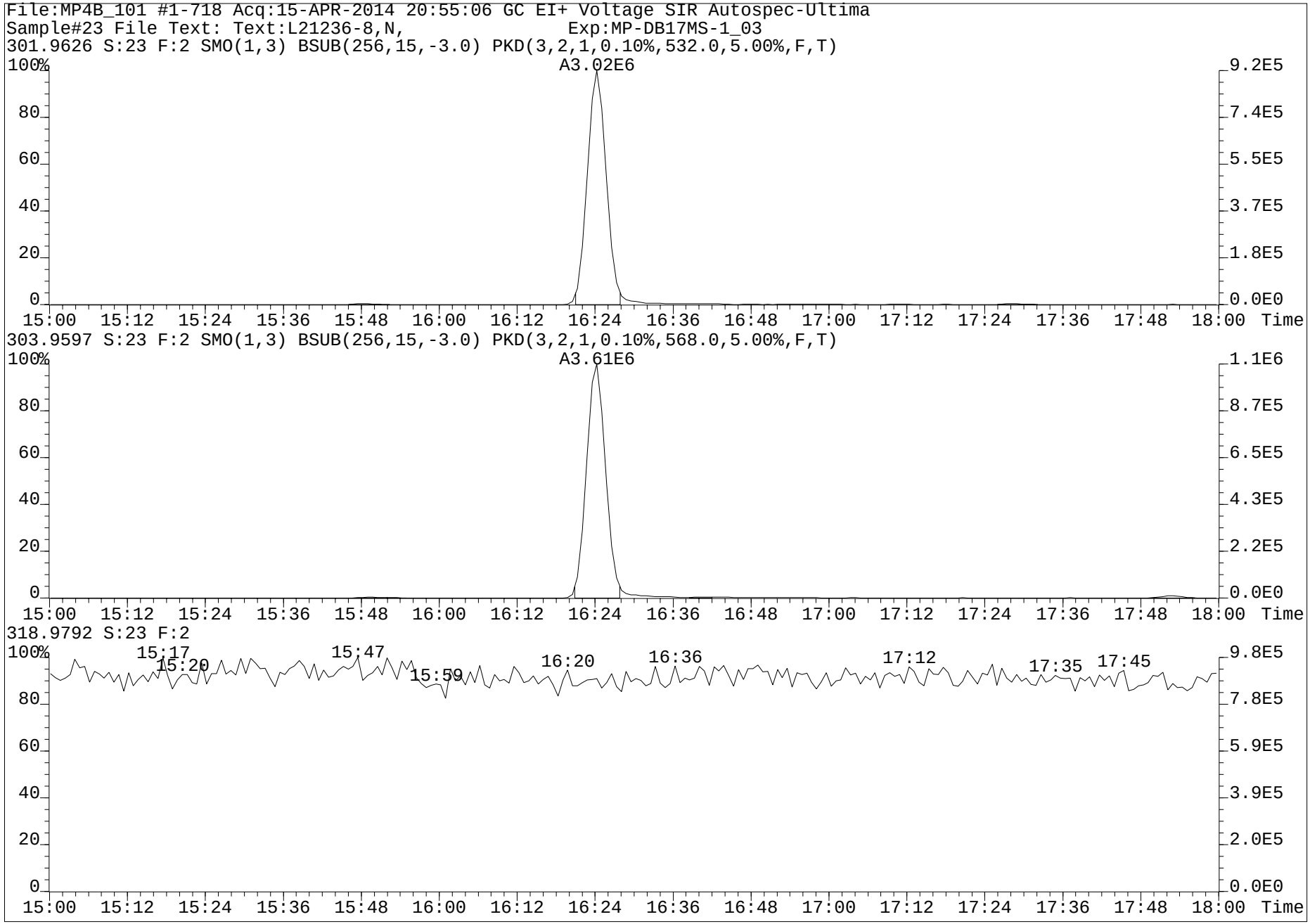
File:MP4B_101 #1-718 Acq:15-APR-2014 20:55:06 GC EI+ Voltage SIR Autospec-Ultima
Sample#23 File Text: Text:L21236-8,N, Exp:MP-DB17MS-1_03
301.9626 S:23 F:2 SMO(1,3) BSUB(256,15,-3.0) PKD(3,2,1,0.10%,532.0,5.00%,F,T)
A3.02E6
303.9597 S:23 F:2 SMO(1,3) BSUB(256,15,-3.0) PKD(3,2,1,0.10%,568.0,5.00%,F,T)
A3.61E6
318.9792 S:23 F:2
15:17
15:20
15:47
15:59
16:20
16:36
17:12
17:35
17:45
Time

www.axysanalytical.com

Run #12 Filename MP4B_101 S: 5 I: 1 Acquired: 15-APR-14 10:49:43 Processed: 16-APR-14 08:57:43
Run: mp4b_101-a Analyte: MP-DB17-S08 Cal: mp4b_099-7a Results: mp4b_101-a Version: V3.6 6-JAN-2000 17:51:42
Sample text: L21241-1,I2, Comments: 1,WG47118,2.0/200uL
sample size: 4.000000 conc units: pg/mL total toxicity: 1887.86 F1: 1.0000 F2: 1.0000

	Typ	Name	#Hom	Resp	RA		RT	Conc	Tox #1	DL	Rec	M?
1	Unk	1-OH-Naphthalene	1	2.52e+08	0.84	n	8:14	6786.362	679	224.9681	-	n
2	Unk	1-OH-Pyrene	1	1.16e+09	3.25	n	20:46	11691.424	1169	65.7375	-	n
3	Unk	3-OH-Chrysene	1	2.76e+06	0.82	n	23:03	37.391	4	209.8343	-	y
4	Unk	3-OH-Benz[a]anthracene	1	1.00e+06	0.75	n	23:14	18.222	9	272.1099	-	y
5	Unk	7,8-OH-Benzo[a]pyrene-C	0	*	*	n	NotFnd	*	*	322.4827	-	n
6	Unk	7,8-OH-Benzo[a]pyrene-T	0	*	*	n	NotFnd	*	*	314.8964	-	n
7	Unk	7,8-OH-Benzo[a]pyrene-3	0	*	*	n	NotFnd	*	*	95.5492	-	n
8	Unk	9-OH-Benzo[a]pyrene	1	3.97e+06	1.90	n	26:33	187.497	19	9.5953	-	n
9	Unk	3-OH-Benzo[a]pyrene	1	3.15e+06	6.58	n	26:46	84.798	8	7.4299	-	n
10	Unk	7,8-OH-Benzo[a]pyrene-4	0	*	*	n	NotFnd	*	*	136.5620	-	n
11	IS	13C6-1-OH-Naphthalene	1	7.69e+07	0.79	n	8:13	1487.975	-	117.0060	59.5	n
12	IS	13C6-1-OH-Pyrene	1	2.32e+08	3.29	n	20:46	2476.229	-	57.8408	99.0	n
13	IS	13C6-1-OH-BAA	1	2.87e+08	2.26	n	22:30	3100.908	-	39.8947	119.3	n
14	IS	13C6-3-OH-Chrysene	1	1.66e+08	2.00	n	23:03	3158.262	-	70.1424	125.1	n
15	IS	D11-3-OH-Benzo[a]pyrene	1	6.69e+07	6.00	n	26:41	4669.137	-	12.0978	182.4	n
16	IS	13C-CL4-OH-PCB-79	1	3.61e+07	0.76	y	20:04	2684.990	-	4.5332	107.4	n
17	IS	13C-CL4-PCB-79	0	*	*	n	NotFnd	*	-	*	Div0	n
18	RS	13C-CL4-PCB-81	1	1.67e+08	0.81	y	16:25	17.070	-	-	0.7	n
19	Tot	Fn1 Lock	-	-			-	-	-	-	-	n
20	Tot	Fn2 Lock	-	-			-	-	-	-	-	n
21	Tot	Fn3 Lock	-	-			-	-	-	-	-	n
22	Tot	Fn4 Lock	-	-			-	-	-	-	-	n
23	Tot	Fn5 Lock	-	-			-	-	-	-	-	n
24	Tot	Fn6 Lock	-	-			-	-	-	-	-	n

pvd by RT 17APR2014

Sr by MW
21-Apr-14

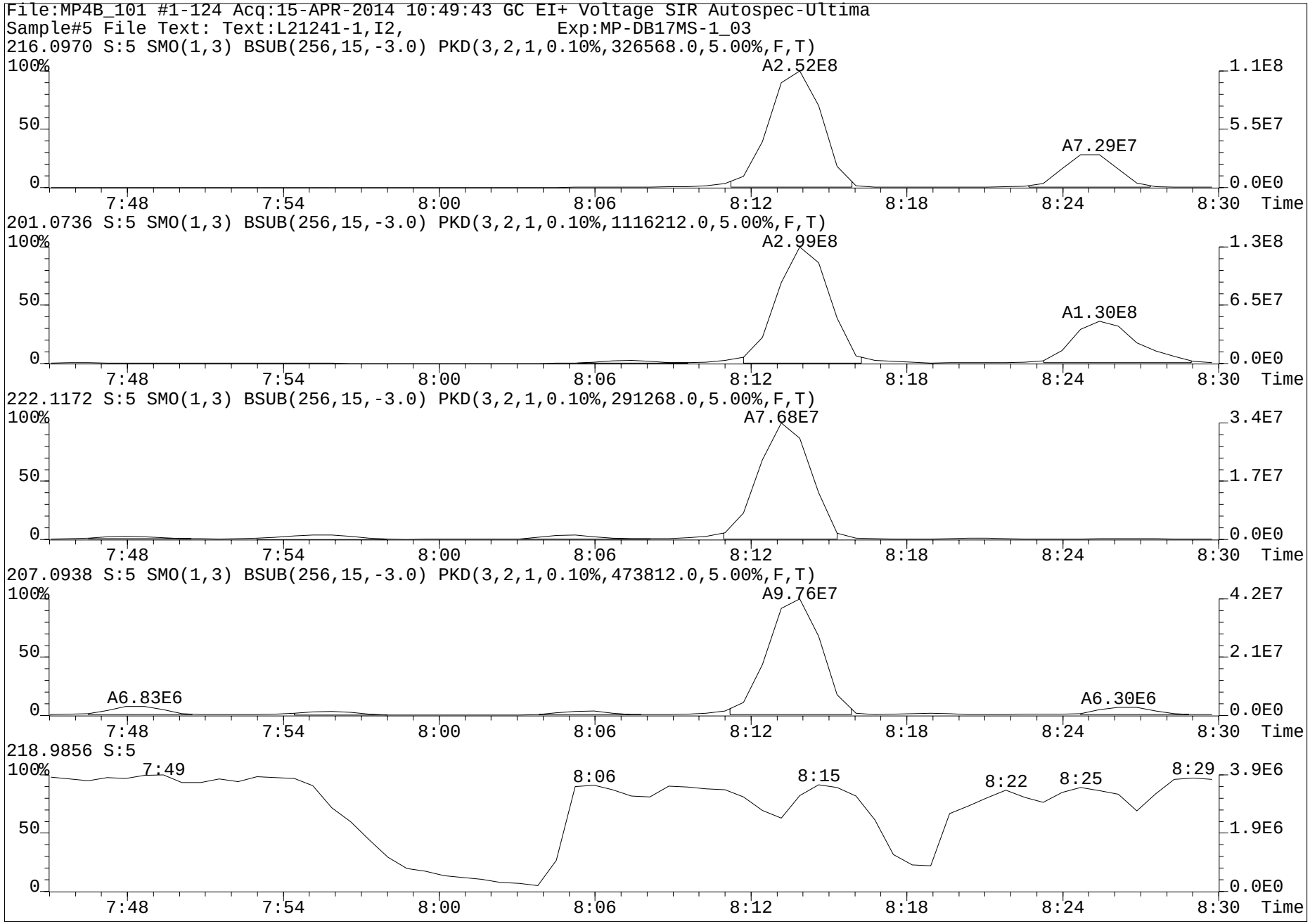
File:MP4B_101 #1-124 Acq:15-APR-2014 10:49:43 GC EI+ Voltage SIR Autospec-Ultima
Sample#5 File Text: Text:L21241-1,I2, Exp:MP-DB17MS-1_03
216.0970 S:5 SMO(1,3) BSUB(256,15,-3.0) PKD(3,2,1,0.10%,326568.0,5.00%,F,T)
A2.52E8
A7.29E7
201.0736 S:5 SMO(1,3) BSUB(256,15,-3.0) PKD(3,2,1,0.10%,1116212.0,5.00%,F,T)
A2.99E8
A1.30E8
222.1172 S:5 SMO(1,3) BSUB(256,15,-3.0) PKD(3,2,1,0.10%,291268.0,5.00%,F,T)
A7.68E7
207.0938 S:5 SMO(1,3) BSUB(256,15,-3.0) PKD(3,2,1,0.10%,473812.0,5.00%,F,T)
A9.76E7
A6.83E6
A6.30E6
218.9856 S:5
7:49
8:06
8:15
8:22
8:25
8:29
100%
50
0
7:48
7:54
8:00
8:06
8:12
8:18
8:24
8:30
Time
1.1E8
5.5E7
0.0E0
1.3E8
6.5E7
3.4E7
1.7E7
4.2E7
2.1E7
3.9E6
1.9E6

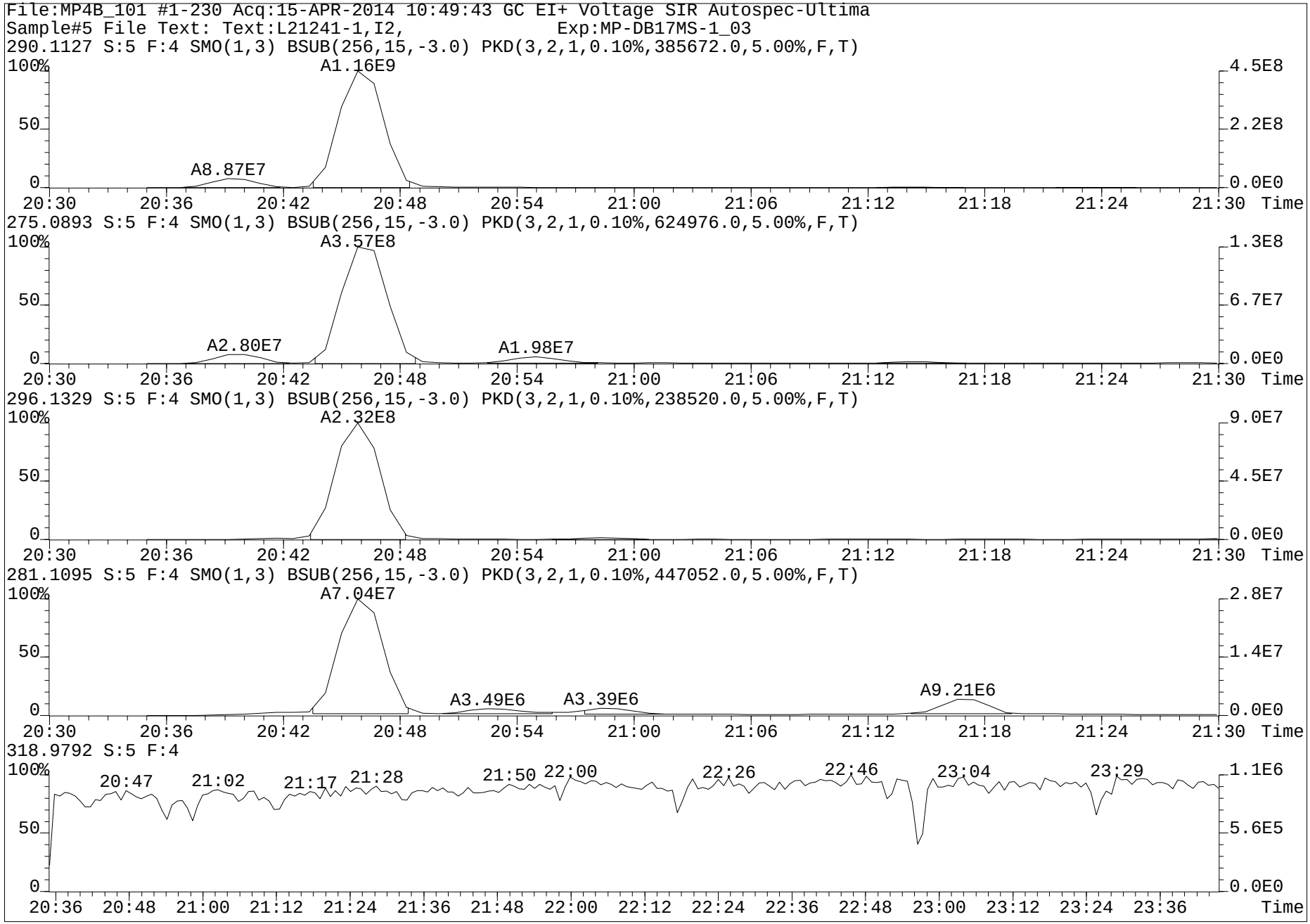
File:MP4B_101 #1-230 Acq:15-APR-2014 10:49:43 GC EI+ Voltage SIR Autospec-Ultima
Sample#5 File Text: Text:L21241-1,I2, Exp:MP-DB17MS-1_03
290.1127 S:5 F:4 SMO(1,3) BSUB(256,15,-3.0) PKD(3,2,1,0.10%,385672.0,5.00%,F,T)
A1.16E9
A8.87E7
275.0893 S:5 F:4 SMO(1,3) BSUB(256,15,-3.0) PKD(3,2,1,0.10%,624976.0,5.00%,F,T)
A3.57E8
A2.80E7
A1.98E7
296.1329 S:5 F:4 SMO(1,3) BSUB(256,15,-3.0) PKD(3,2,1,0.10%,238520.0,5.00%,F,T)
A2.32E8
281.1095 S:5 F:4 SMO(1,3) BSUB(256,15,-3.0) PKD(3,2,1,0.10%,447052.0,5.00%,F,T)
A7.04E7
A3.49E6
A3.39E6
A9.21E6
318.9792 S:5 F:4
20:47
21:02
21:17
21:28
21:50
22:00
22:26
22:46
23:04
23:29
Time

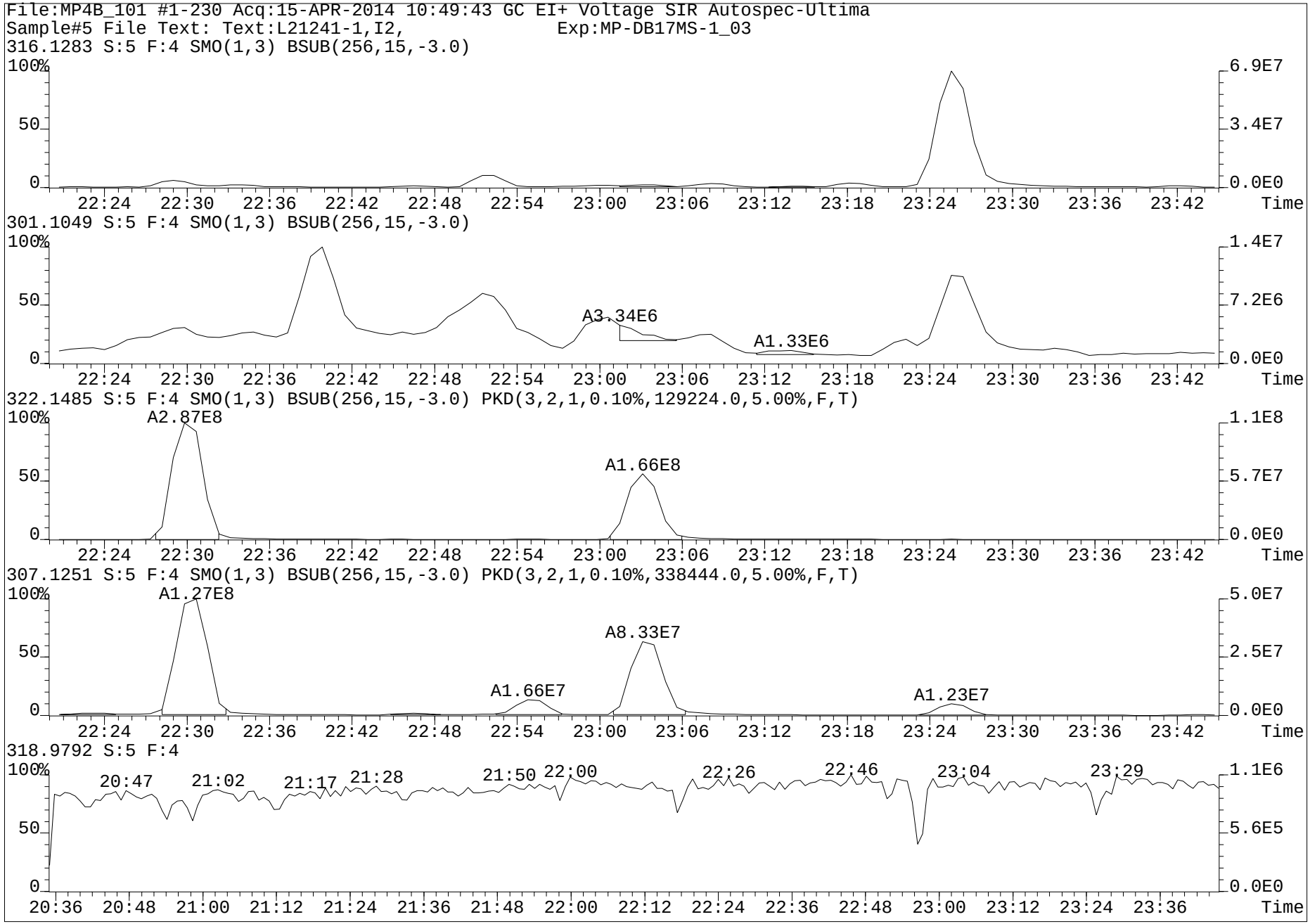
File:MP4B_101 #1-230 Acq:15-APR-2014 10:49:43 GC EI+ Voltage SIR Autospec-Ultima
Sample#5 File Text: Text:L21241-1,I2, Exp:MP-DB17MS-1_03
316.1283 S:5 F:4 SMO(1,3) BSUB(256,15,-3.0)
100%
50
0
6.9E7
3.4E7
0.0E0
22:24 22:30 22:36 22:42 22:48 22:54 23:00 23:06 23:12 23:18 23:24 23:30 23:36 23:42 Time
301.1049 S:5 F:4 SMO(1,3) BSUB(256,15,-3.0)
100%
50
0
1.4E7
7.2E6
0.0E0
A3.34E6
A1.33E6
22:24 22:30 22:36 22:42 22:48 22:54 23:00 23:06 23:12 23:18 23:24 23:30 23:36 23:42 Time
322.1485 S:5 F:4 SMO(1,3) BSUB(256,15,-3.0) PKD(3,2,1,0.10%,129224.0,5.00%,F,T)
100%
50
0
A2.87E8
A1.66E8
1.1E8
5.7E7
0.0E0
22:24 22:30 22:36 22:42 22:48 22:54 23:00 23:06 23:12 23:18 23:24 23:30 23:36 23:42 Time
307.1251 S:5 F:4 SMO(1,3) BSUB(256,15,-3.0) PKD(3,2,1,0.10%,338444.0,5.00%,F,T)
100%
50
0
A1.27E8
A8.33E7
A1.66E7
A1.23E7
5.0E7
2.5E7
0.0E0
22:24 22:30 22:36 22:42 22:48 22:54 23:00 23:06 23:12 23:18 23:24 23:30 23:36 23:42 Time
318.9792 S:5 F:4
100%
50
0
20:47 21:02 21:17 21:28 21:50 22:00 22:26 22:46 23:04 23:29
1.1E6
5.6E5
0.0E0
20:36 20:48 21:00 21:12 21:24 21:36 21:48 22:00 22:12 22:24 22:36 22:48 23:00 23:12 23:24 23:36 Time

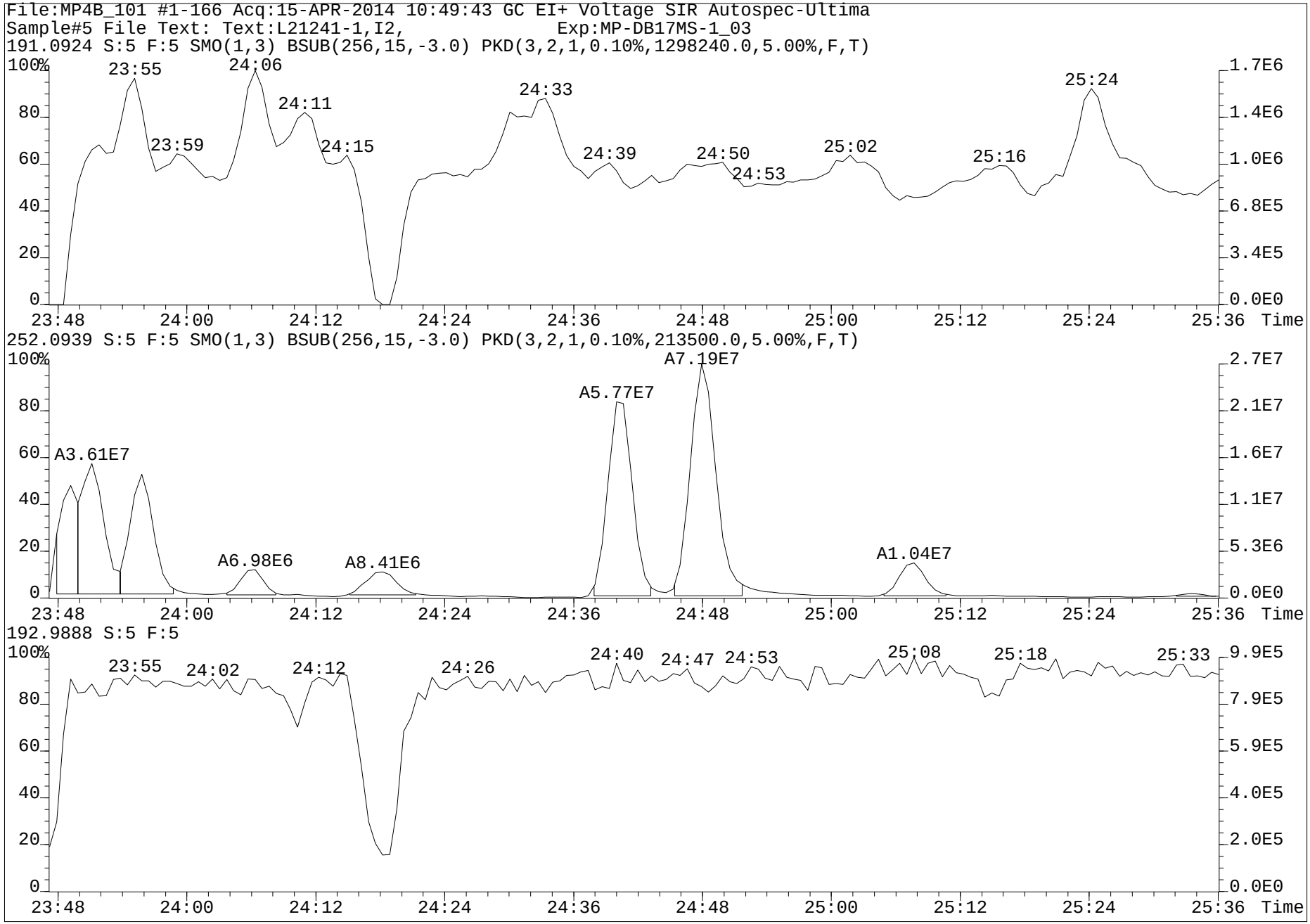
File:MP4B_101 #1-166 Acq:15-APR-2014 10:49:43 GC EI+ Voltage SIR Autospec-Ultima
Sample#5 File Text: Text:L21241-1,I2, Exp:MP-DB17MS-1_03
191.0924 S:5 F:5 SMO(1,3) BSUB(256,15,-3.0) PKD(3,2,1,0.10%,1298240.0,5.00%,F,T)
100%
80
60
40
20
0
23:55
23:59
24:06
24:11
24:15
24:33
24:39
24:50
24:53
25:02
25:16
25:24
1.7E6
1.4E6
1.0E6
6.8E5
3.4E5
0.0E0
23:48
24:00
24:12
24:24
24:36
24:48
25:00
25:12
25:24
25:36
Time
252.0939 S:5 F:5 SMO(1,3) BSUB(256,15,-3.0) PKD(3,2,1,0.10%,213500.0,5.00%,F,T)
100%
80
60
40
20
0
A3.61E7
A6.98E6
A8.41E6
A5.77E7
A7.19E7
A1.04E7
2.7E7
2.1E7
1.6E7
1.1E7
5.3E6
0.0E0
23:48
24:00
24:12
24:24
24:36
24:48
25:00
25:12
25:24
25:36
Time
192.9888 S:5 F:5
100%
80
60
40
20
0
23:55
24:02
24:12
24:26
24:40
24:47
24:53
25:08
25:18
25:33
9.9E5
7.9E5
5.9E5
4.0E5
2.0E5
0.0E0
23:48
24:00
24:12
24:24
24:36
24:48
25:00
25:12
25:24
25:36
Time

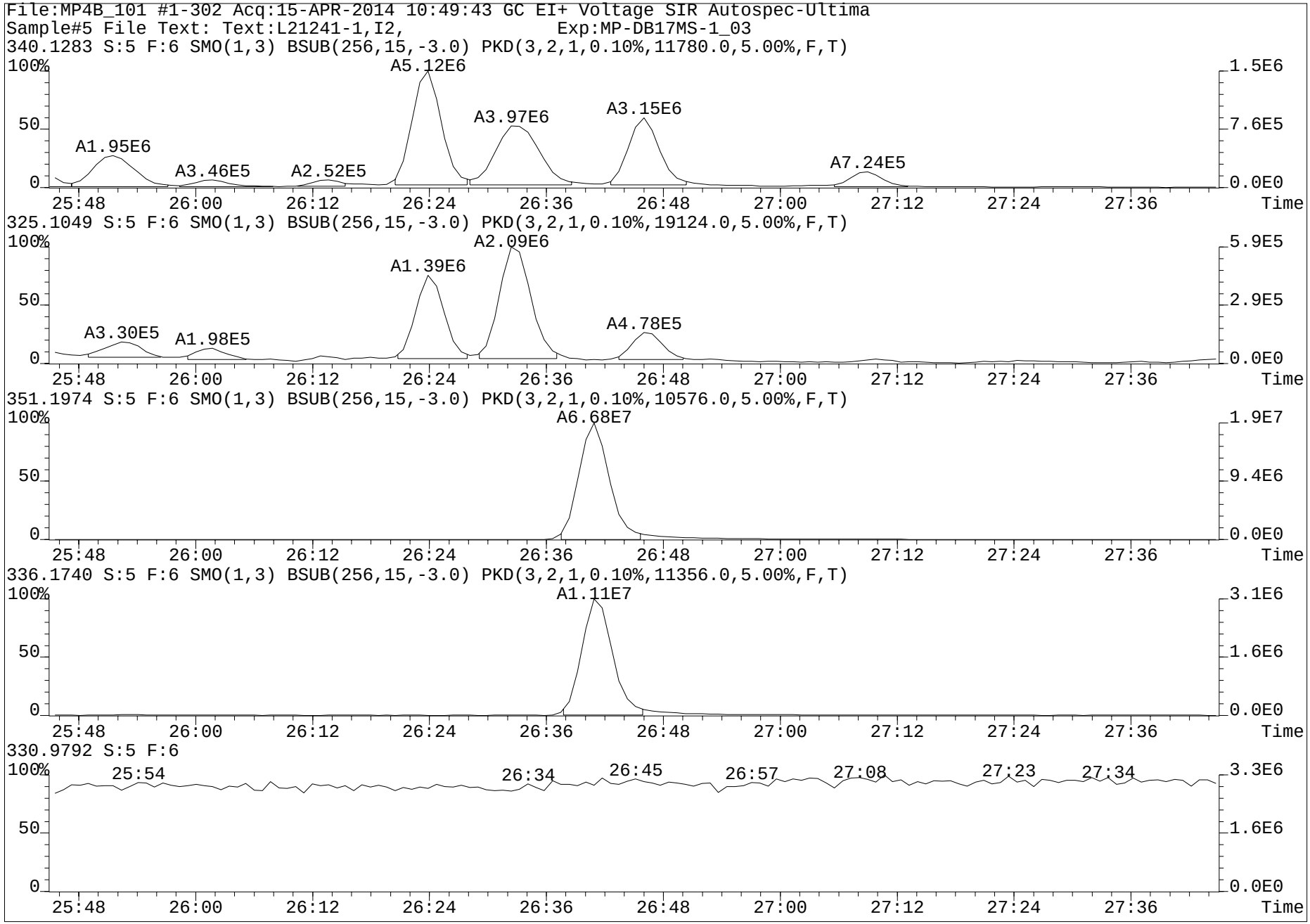
File:MP4B_101 #1-302 Acq:15-APR-2014 10:49:43 GC EI+ Voltage SIR Autospec-Ultima
Sample#5 File Text: Text:L21241-1,I2, Exp:MP-DB17MS-1_03
340.1283 S:5 F:6 SMO(1,3) BSUB(256,15,-3.0) PKD(3,2,1,0.10%,11780.0,5.00%,F,T)
A1.95E6
A3.46E5
A2.52E5
A5.12E6
A3.97E6
A3.15E6
A7.24E5
325.1049 S:5 F:6 SMO(1,3) BSUB(256,15,-3.0) PKD(3,2,1,0.10%,19124.0,5.00%,F,T)
A3.30E5
A1.98E5
A1.39E6
A2.09E6
A4.78E5
351.1974 S:5 F:6 SMO(1,3) BSUB(256,15,-3.0) PKD(3,2,1,0.10%,10576.0,5.00%,F,T)
A6.68E7
336.1740 S:5 F:6 SMO(1,3) BSUB(256,15,-3.0) PKD(3,2,1,0.10%,11356.0,5.00%,F,T)
A1.11E7
330.9792 S:5 F:6
25:54
26:34
26:45
26:57
27:08
27:23
27:34
100%
50
0
1.5E6
7.6E5
0.0E0
5.9E5
2.9E5
1.9E7
9.4E6
3.1E6
1.6E6
3.3E6
25:48
26:00
26:12
26:24
26:36
26:48
27:00
27:12
27:24
27:36
Time

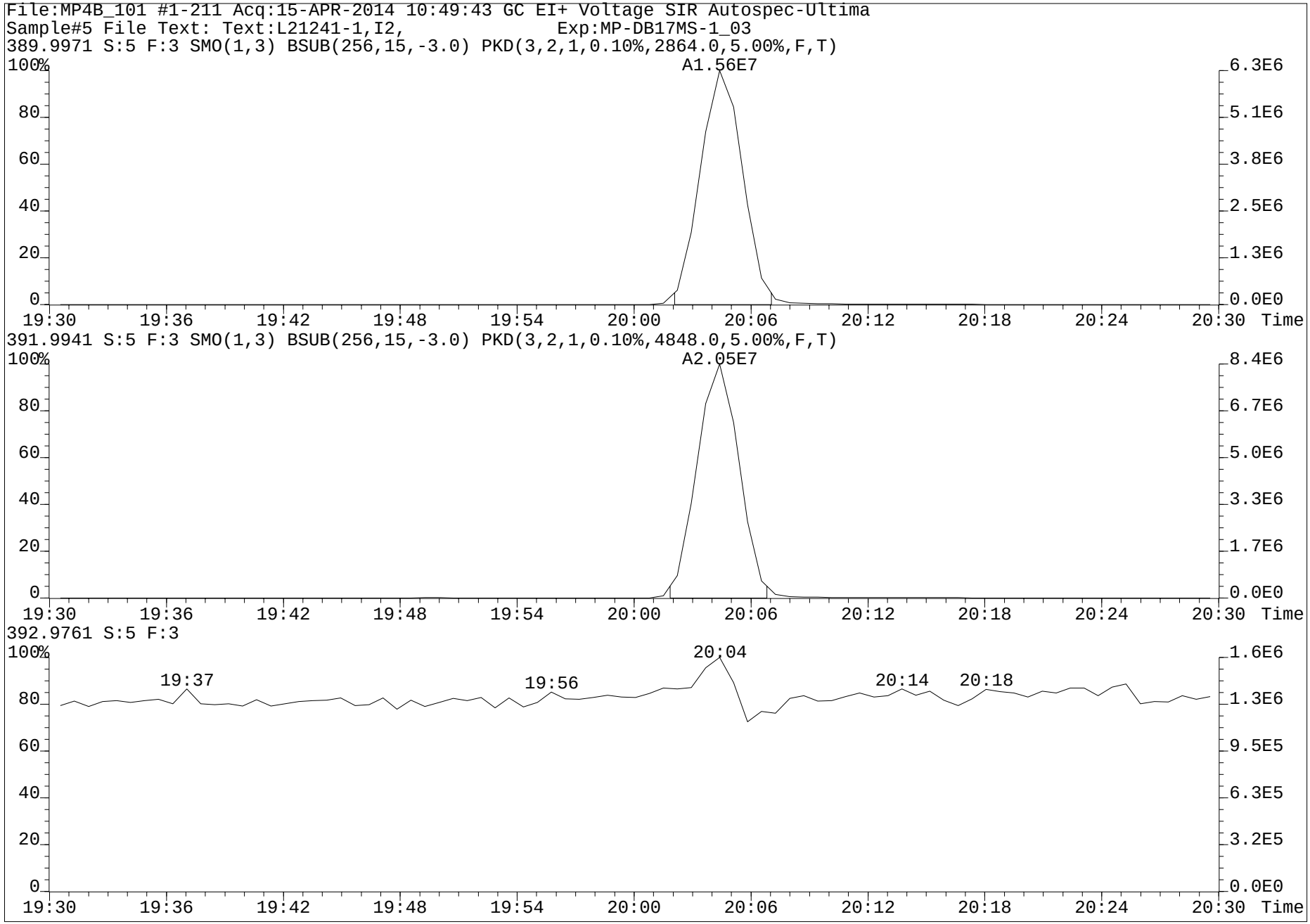
File:MP4B_101 #1-211 Acq:15-APR-2014 10:49:43 GC EI+ Voltage SIR Autospec-Ultima
Sample#5 File Text: Text:L21241-1,I2, Exp:MP-DB17MS-1_03
389.9971 S:5 F:3 SMO(1,3) BSUB(256,15,-3.0) PKD(3,2,1,0.10%,2864.0,5.00%,F,T)
A1.56E7
391.9941 S:5 F:3 SMO(1,3) BSUB(256,15,-3.0) PKD(3,2,1,0.10%,4848.0,5.00%,F,T)
A2.05E7
392.9761 S:5 F:3
19:37
19:56
20:04
20:14
20:18
Time

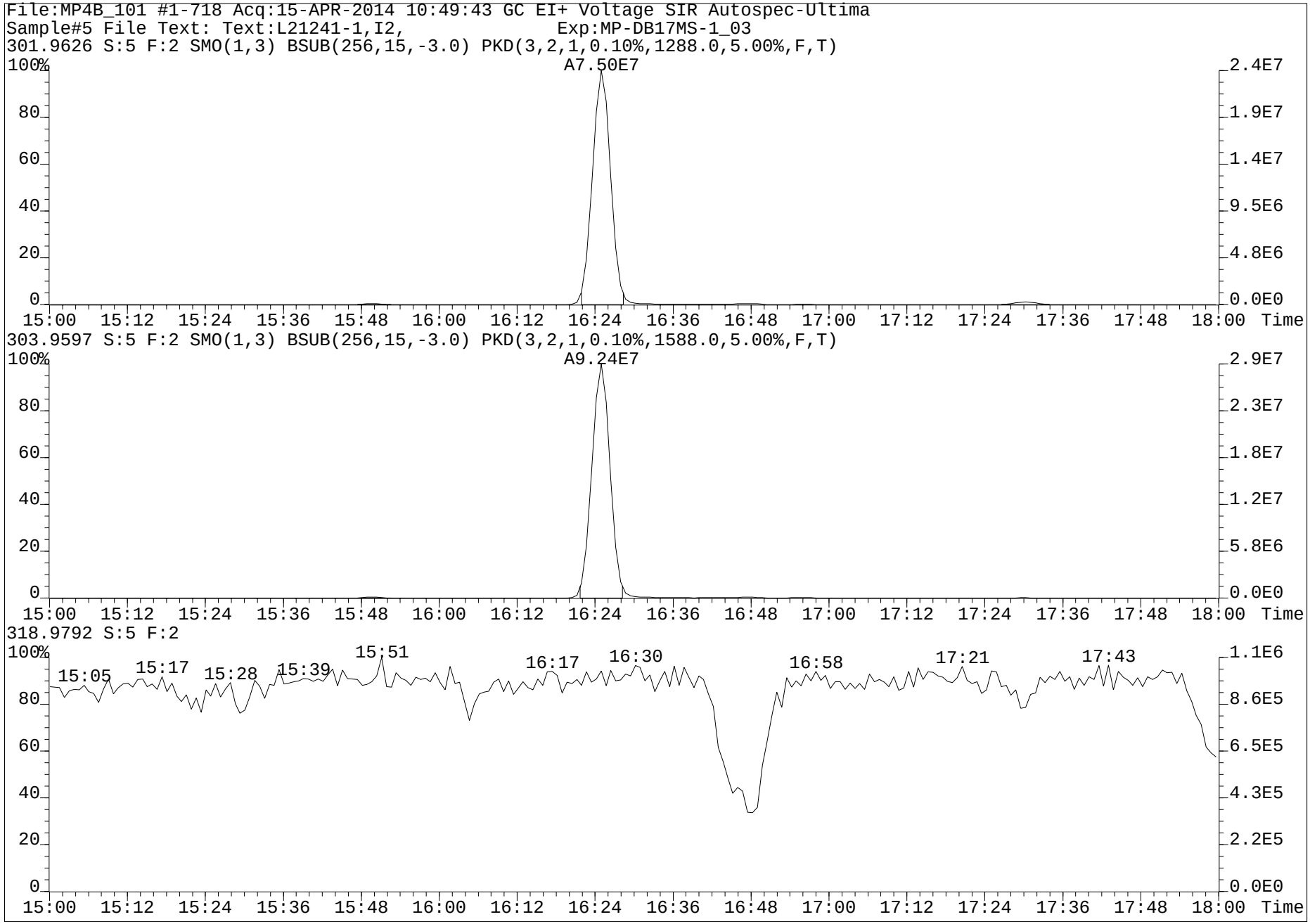
File:MP4B_101 #1-718 Acq:15-APR-2014 10:49:43 GC EI+ Voltage SIR Autospec-Ultima
Sample#5 File Text: Text:L21241-1,I2, Exp:MP-DB17MS-1_03
301.9626 S:5 F:2 SMO(1,3) BSUB(256,15,-3.0) PKD(3,2,1,0.10%,1288.0,5.00%,F,T)
A7.50E7
303.9597 S:5 F:2 SMO(1,3) BSUB(256,15,-3.0) PKD(3,2,1,0.10%,1588.0,5.00%,F,T)
A9.24E7
318.9792 S:5 F:2
15:05
15:17
15:28
15:39
15:51
16:17
16:30
16:58
17:21
17:43
Time

www.axysanalytical.com

Run #13 Filename MP4B_101 S: 6 I: 1 Acquired: 15-APR-14 11:23:20 Processed: 16-APR-14 08:57:43
Run: mp4b_101-a Analyte: MP-DB17-S08 Cal: mp4b_099-7a Results: mp4b_101-a Version: V3.6 6-JAN-2000 17:51:42
Sample text: L21241-2,WI, Comments: 4,WG47118,2.0/800uL
sample size: 4.000000 conc units: pg/mL total toxicity: 10613.» F1: 1.0000 F2: 1.0000

	Typ	Name	#Hom	Resp	RA		RT	Conc	Tox #1	DL	Rec	M?
1	Unk	1-OH-Naphthalene	1	7.73e+07	0.83	n	8:09	6383.631	638	165.2115	-	n
2	Unk	1-OH-Pyrene	1	2.16e+08	3.14	n	20:45	9532.280	953	71.2477	-	n
3	Unk	3-OH-Chrysene	1	2.46e+05	1.41	n	23:02	14.391	1	313.2952	-	y
4	Unk	3-OH-Benz[a]anthracene	1	1.27e+05	0.34	n	23:13	10.750	5	436.1277	-	y
5	Unk	7,8-OH-Benzo[a]pyrene-C	0	*	*	n	NotFnd	*	*	533.6428	-	n
6	Unk	7,8-OH-Benzo[a]pyrene-T	1	7.08e+06	1.54	n	25:05	835.840	84	521.0891	-	n
7	Unk	7,8-OH-Benzo[a]pyrene-3	1	1.72e+07	5.24	n	26:13	30177.412	3018	2335.5501	-	n
8	Unk	9-OH-Benzo[a]pyrene	1	1.14e+08	6.59	n	26:34	23098.264	2310	192.8870	-	n
9	Unk	3-OH-Benzo[a]pyrene	1	2.64e+08	5.81	n	26:45	36039.470	3604	181.6112	-	n
10	Unk	7,8-OH-Benzo[a]pyrene-4	0	*	*	n	NotFnd	*	*	3338.0453	-	n
11	IS	13C6-1-OH-Naphthalene	1	2.51e+07	0.79	n	8:09	1763.701	-	45.5946	70.5	n
12	IS	13C6-1-OH-Pyrene	1	5.30e+07	3.13	n	20:45	2055.656	-	38.4862	82.2	n
13	IS	13C6-1-OH-BAA	1	6.15e+07	2.01	n	22:30	2413.835	-	28.6439	92.8	n
14	IS	13C6-3-OH-Chrysene	1	3.86e+07	1.92	n	23:02	2660.576	-	50.3613	105.4	n
15	IS	D11-3-OH-Benzo[a]pyrene	1	1.32e+07	5.58	n	26:40	3348.427	-	25.0446	130.8	n
16	IS	13C-CL4-OH-PCB-79	1	8.99e+06	0.75	y	20:04	2429.043	-	11.8587	97.2	n
17	IS	13C-CL4-PCB-79	0	*	*	n	NotFnd	*	-	*	Div0	n
18	RS	13C-CL4-PCB-81	1	4.61e+07	0.81	y	16:24	4.698	-	-	0.2	n
19	Tot	Fn1 Lock	-	-			-	-	-	-	-	n
20	Tot	Fn2 Lock	-	-			-	-	-	-	-	n
21	Tot	Fn3 Lock	-	-			-	-	-	-	-	n
22	Tot	Fn4 Lock	-	-			-	-	-	-	-	n
23	Tot	Fn5 Lock	-	-			-	-	-	-	-	n
24	Tot	Fn6 Lock	-	-			-	-	-	-	-	n

pv'd by RT 17APR2014

SV by MW
21-Apr-14

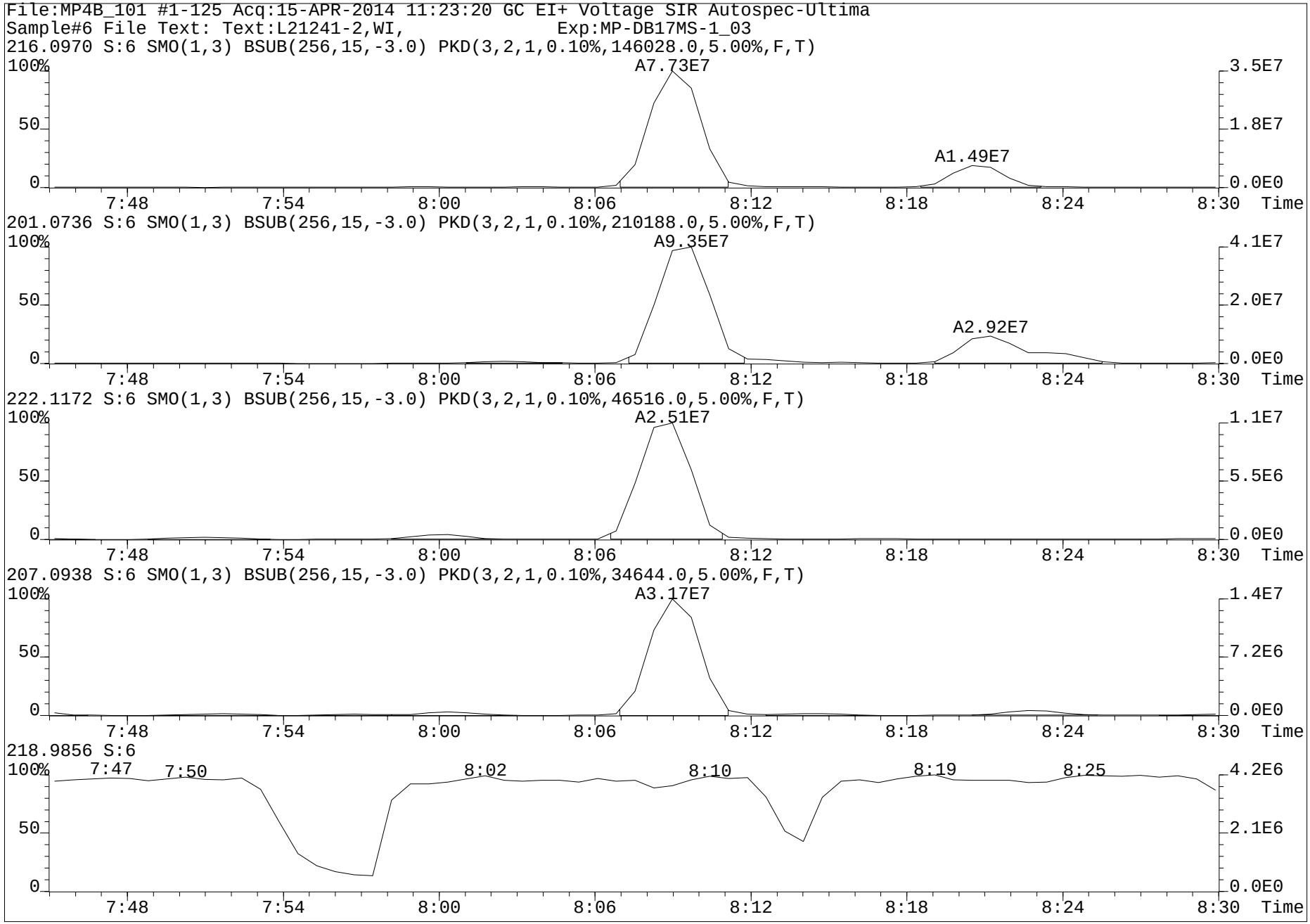
File:MP4B_101 #1-125 Acq:15-APR-2014 11:23:20 GC EI+ Voltage SIR Autospec-Ultima
Sample#6 File Text: Text:L21241-2,WI, Exp:MP-DB17MS-1_03
216.0970 S:6 SMO(1,3) BSUB(256,15,-3.0) PKD(3,2,1,0.10%,146028.0,5.00%,F,T)
A7.73E7
A1.49E7
201.0736 S:6 SMO(1,3) BSUB(256,15,-3.0) PKD(3,2,1,0.10%,210188.0,5.00%,F,T)
A9.35E7
A2.92E7
222.1172 S:6 SMO(1,3) BSUB(256,15,-3.0) PKD(3,2,1,0.10%,46516.0,5.00%,F,T)
A2.51E7
207.0938 S:6 SMO(1,3) BSUB(256,15,-3.0) PKD(3,2,1,0.10%,34644.0,5.00%,F,T)
A3.17E7
218.9856 S:6
7:47
7:50
8:02
8:10
8:19
8:25
100%
50
0
7:48
7:54
8:00
8:06
8:12
8:18
8:24
8:30
Time
3.5E7
1.8E7
0.0E0
4.1E7
2.0E7
1.1E7
5.5E6
1.4E7
7.2E6
4.2E6
2.1E6

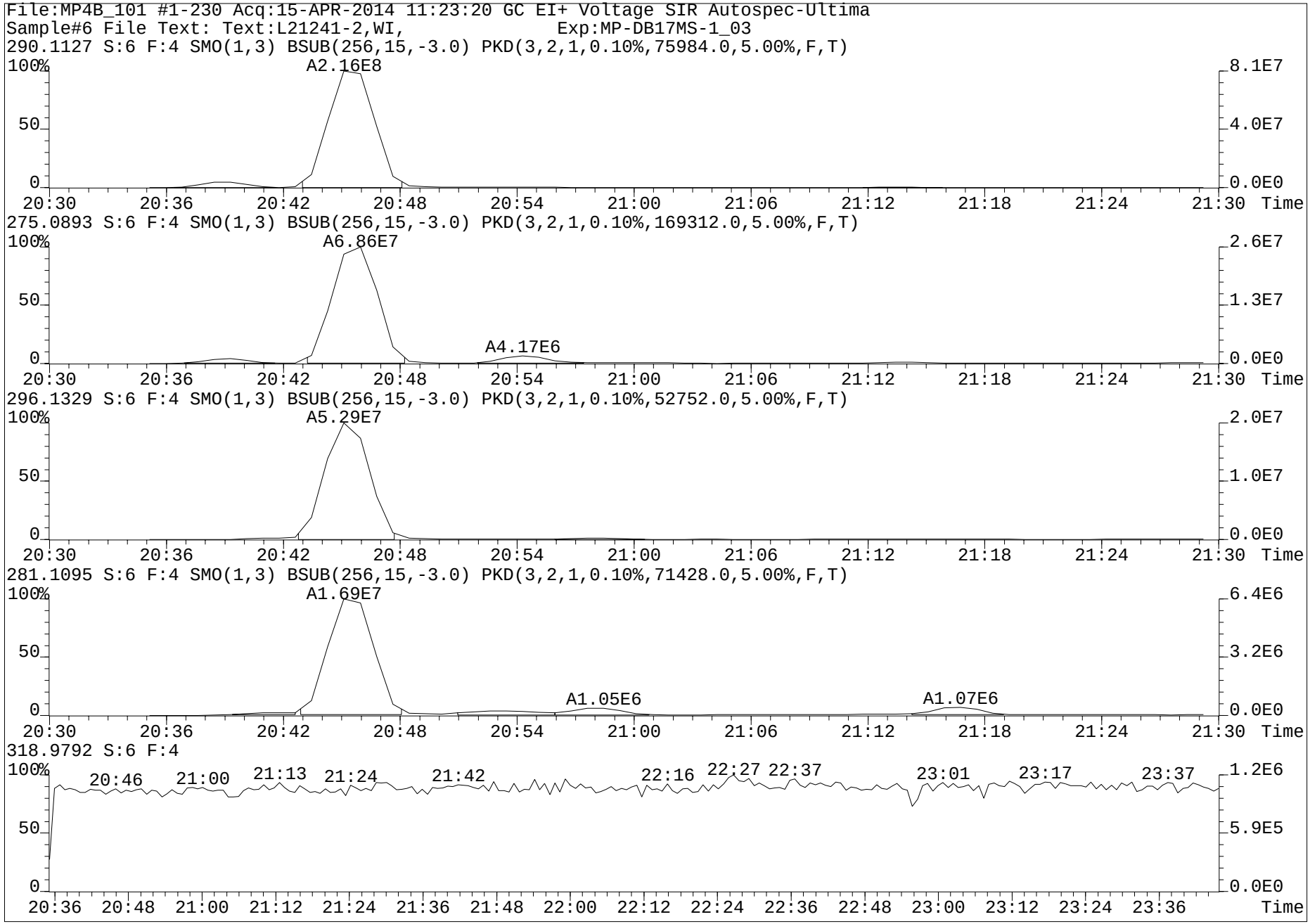
File:MP4B_101 #1-230 Acq:15-APR-2014 11:23:20 GC EI+ Voltage SIR Autospec-Ultima
Sample#6 File Text: Text:L21241-2,WI, Exp:MP-DB17MS-1_03
290.1127 S:6 F:4 SMO(1,3) BSUB(256,15,-3.0) PKD(3,2,1,0.10%,75984.0,5.00%,F,T)
A2.16E8
275.0893 S:6 F:4 SMO(1,3) BSUB(256,15,-3.0) PKD(3,2,1,0.10%,169312.0,5.00%,F,T)
A6.86E7
A4.17E6
296.1329 S:6 F:4 SMO(1,3) BSUB(256,15,-3.0) PKD(3,2,1,0.10%,52752.0,5.00%,F,T)
A5.29E7
281.1095 S:6 F:4 SMO(1,3) BSUB(256,15,-3.0) PKD(3,2,1,0.10%,71428.0,5.00%,F,T)
A1.69E7
A1.05E6
A1.07E6
318.9792 S:6 F:4
20:46 21:00 21:13 21:24 21:42 22:16 22:27 22:37 23:01 23:17 23:37
Time

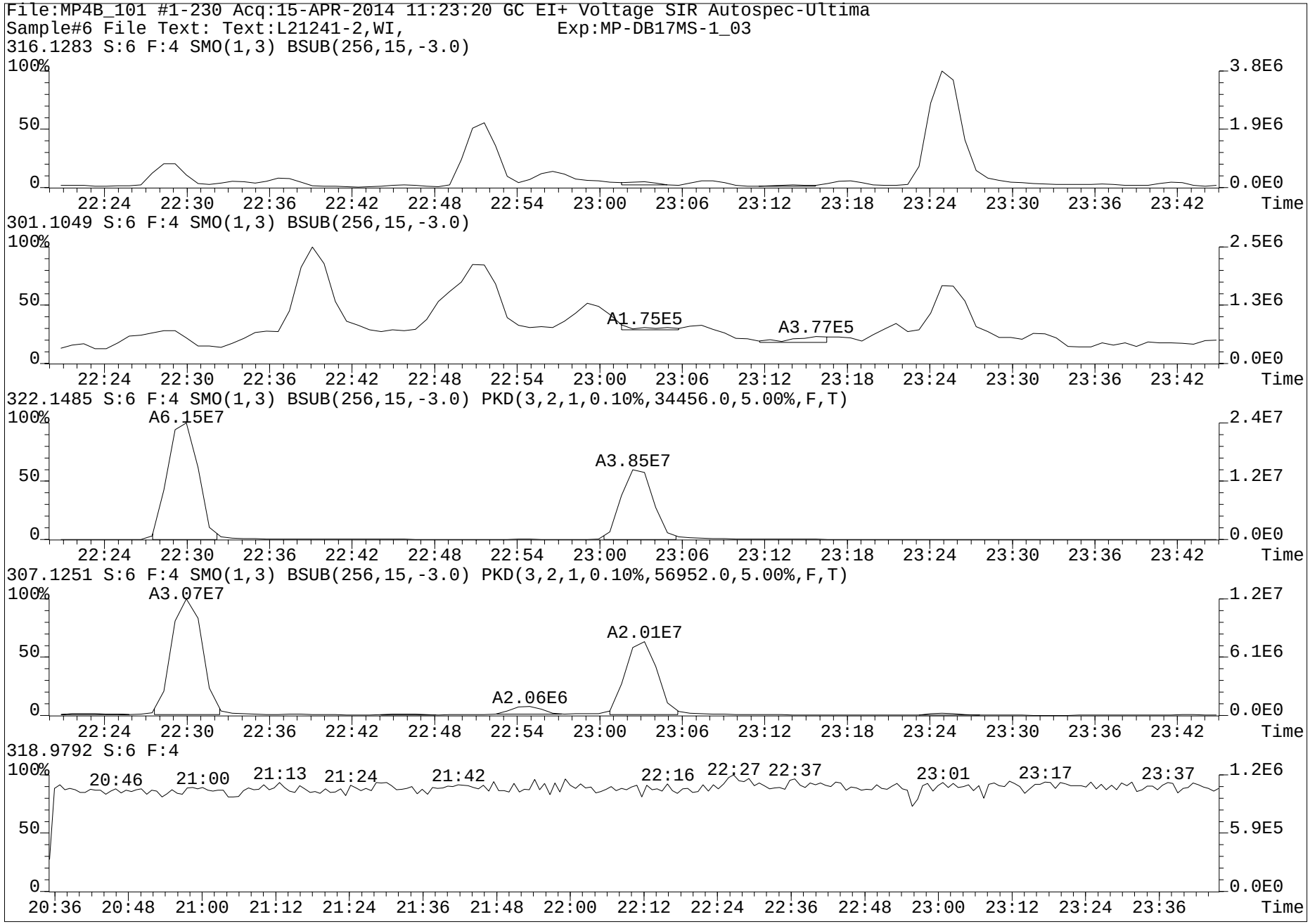
File:MP4B_101 #1-230 Acq:15-APR-2014 11:23:20 GC EI+ Voltage SIR Autospec-Ultima
Sample#6 File Text: Text:L21241-2,WI, Exp:MP-DB17MS-1_03
316.1283 S:6 F:4 SMO(1,3) BSUB(256,15,-3.0)
100%
50
0
3.8E6
1.9E6
0.0E0
22:24 22:30 22:36 22:42 22:48 22:54 23:00 23:06 23:12 23:18 23:24 23:30 23:36 23:42 Time
301.1049 S:6 F:4 SMO(1,3) BSUB(256,15,-3.0)
100%
50
0
2.5E6
1.3E6
0.0E0
A1.75E5
A3.77E5
22:24 22:30 22:36 22:42 22:48 22:54 23:00 23:06 23:12 23:18 23:24 23:30 23:36 23:42 Time
322.1485 S:6 F:4 SMO(1,3) BSUB(256,15,-3.0) PKD(3,2,1,0.10%,34456.0,5.00%,F,T)
100%
50
0
A6.15E7
A3.85E7
2.4E7
1.2E7
0.0E0
22:24 22:30 22:36 22:42 22:48 22:54 23:00 23:06 23:12 23:18 23:24 23:30 23:36 23:42 Time
307.1251 S:6 F:4 SMO(1,3) BSUB(256,15,-3.0) PKD(3,2,1,0.10%,56952.0,5.00%,F,T)
100%
50
0
A3.07E7
A2.01E7
A2.06E6
1.2E7
6.1E6
0.0E0
22:24 22:30 22:36 22:42 22:48 22:54 23:00 23:06 23:12 23:18 23:24 23:30 23:36 23:42 Time
318.9792 S:6 F:4
100%
50
0
20:46 21:00 21:13 21:24 21:42 22:16 22:27 22:37 23:01 23:17 23:37
1.2E6
5.9E5
0.0E0
20:36 20:48 21:00 21:12 21:24 21:36 21:48 22:00 22:12 22:24 22:36 22:48 23:00 23:12 23:24 23:36 Time

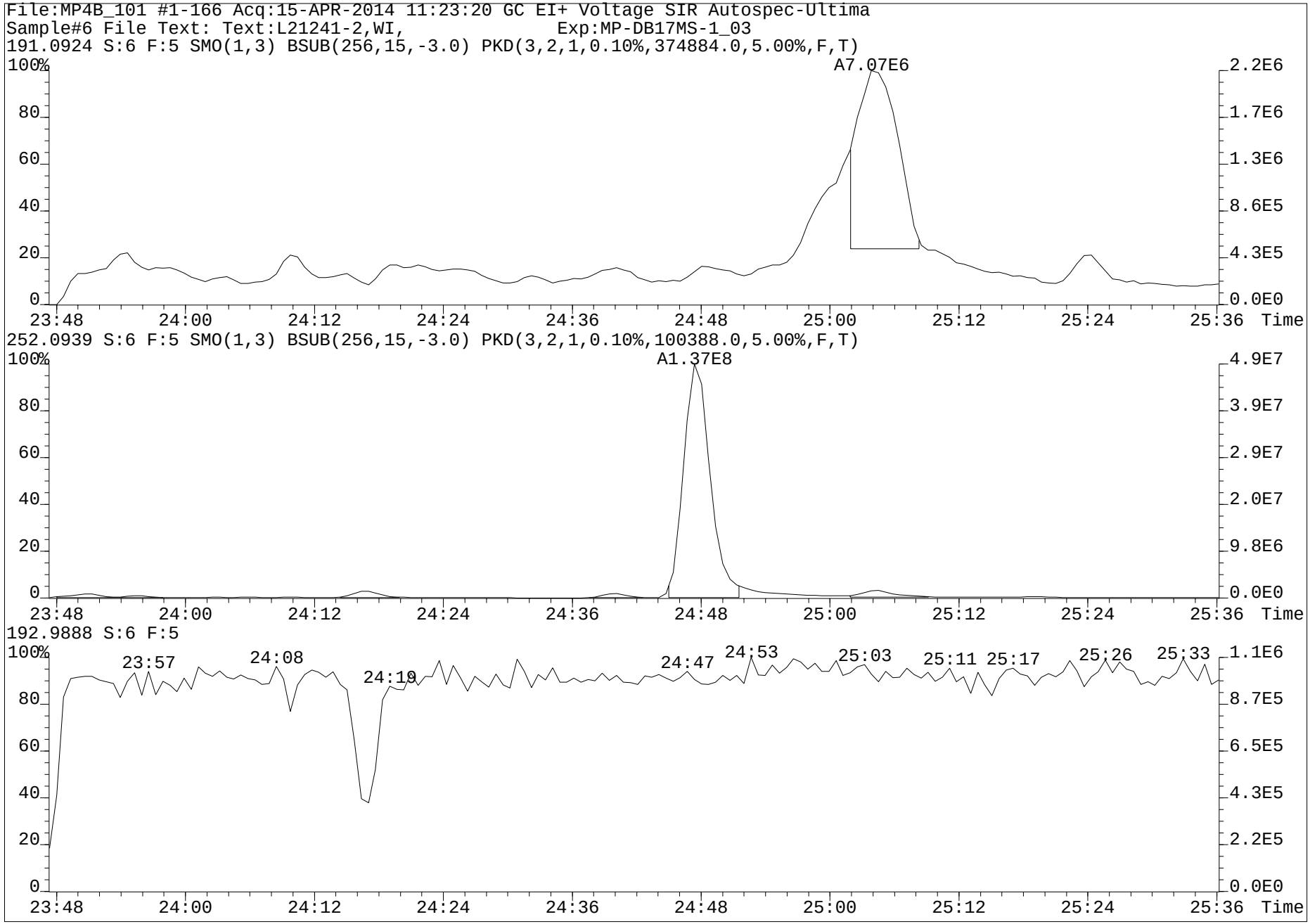
File:MP4B_101 #1-166 Acq:15-APR-2014 11:23:20 GC EI+ Voltage SIR Autospec-Ultima
Sample#6 File Text: Text:L21241-2,WI, Exp:MP-DB17MS-1_03
191.0924 S:6 F:5 SMO(1,3) BSUB(256,15,-3.0) PKD(3,2,1,0.10%,374884.0,5.00%,F,T)
A7.07E6
252.0939 S:6 F:5 SMO(1,3) BSUB(256,15,-3.0) PKD(3,2,1,0.10%,100388.0,5.00%,F,T)
A1.37E8
192.9888 S:6 F:5
23:57
24:08
24:19
24:47
24:53
25:03
25:11
25:17
25:26
25:33
Time

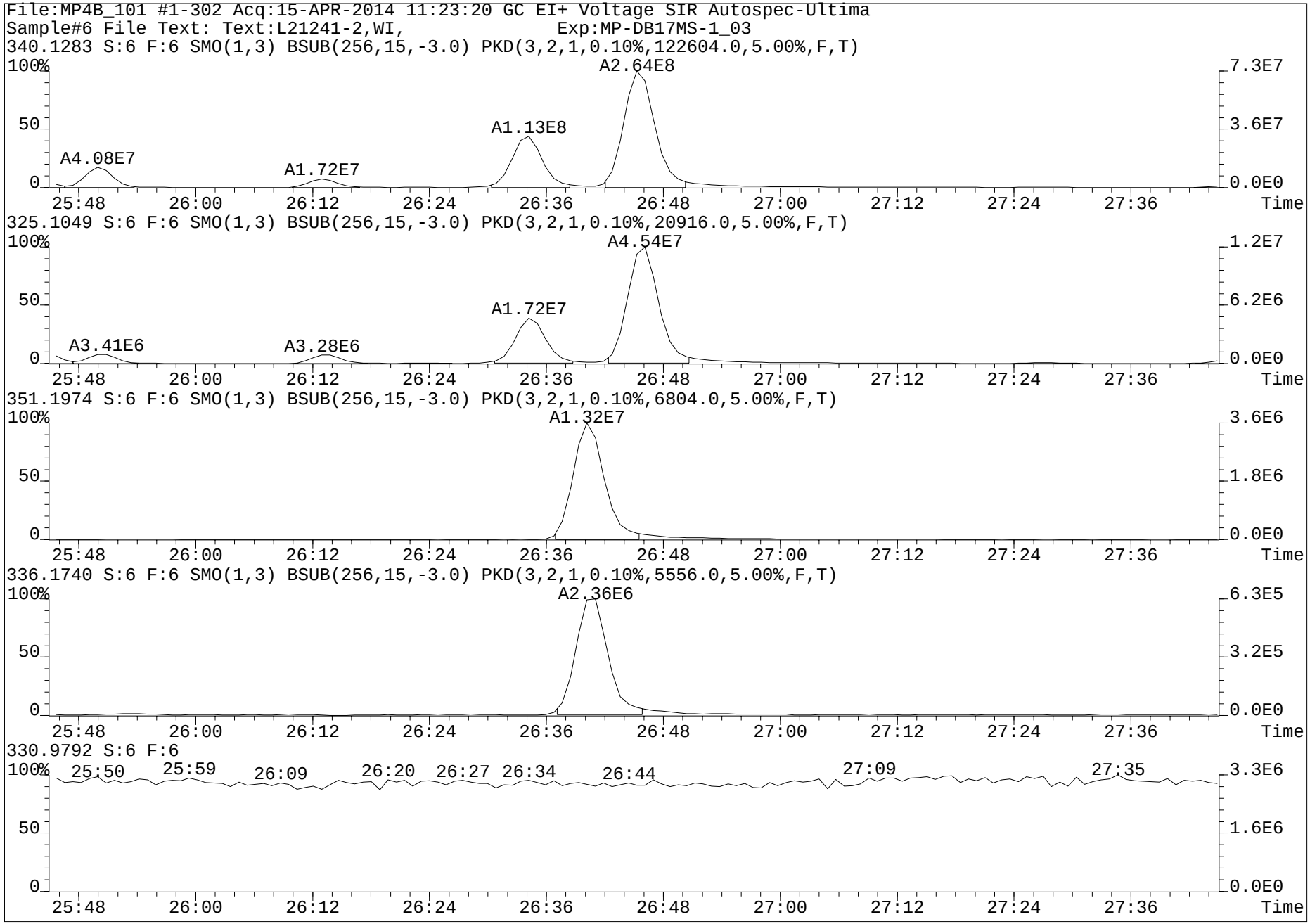
File:MP4B_101 #1-302 Acq:15-APR-2014 11:23:20 GC EI+ Voltage SIR Autospec-Ultima
Sample#6 File Text: Text:L21241-2,WI, Exp:MP-DB17MS-1_03
340.1283 S:6 F:6 SMO(1,3) BSUB(256,15,-3.0) PKD(3,2,1,0.10%,122604.0,5.00%,F,T)
A4.08E7
A1.72E7
A1.13E8
A2.64E8
325.1049 S:6 F:6 SMO(1,3) BSUB(256,15,-3.0) PKD(3,2,1,0.10%,20916.0,5.00%,F,T)
A3.41E6
A3.28E6
A1.72E7
A4.54E7
351.1974 S:6 F:6 SMO(1,3) BSUB(256,15,-3.0) PKD(3,2,1,0.10%,6804.0,5.00%,F,T)
A1.32E7
336.1740 S:6 F:6 SMO(1,3) BSUB(256,15,-3.0) PKD(3,2,1,0.10%,5556.0,5.00%,F,T)
A2.36E6
330.9792 S:6 F:6
25:50
25:59
26:09
26:20
26:27
26:34
26:44
27:09
27:35
100%
50
0
25:48
26:00
26:12
26:24
26:36
26:48
27:00
27:12
27:24
27:36
Time
7.3E7
3.6E7
0.0E0
1.2E7
6.2E6
3.6E6
1.8E6
6.3E5
3.2E5
3.3E6
1.6E6

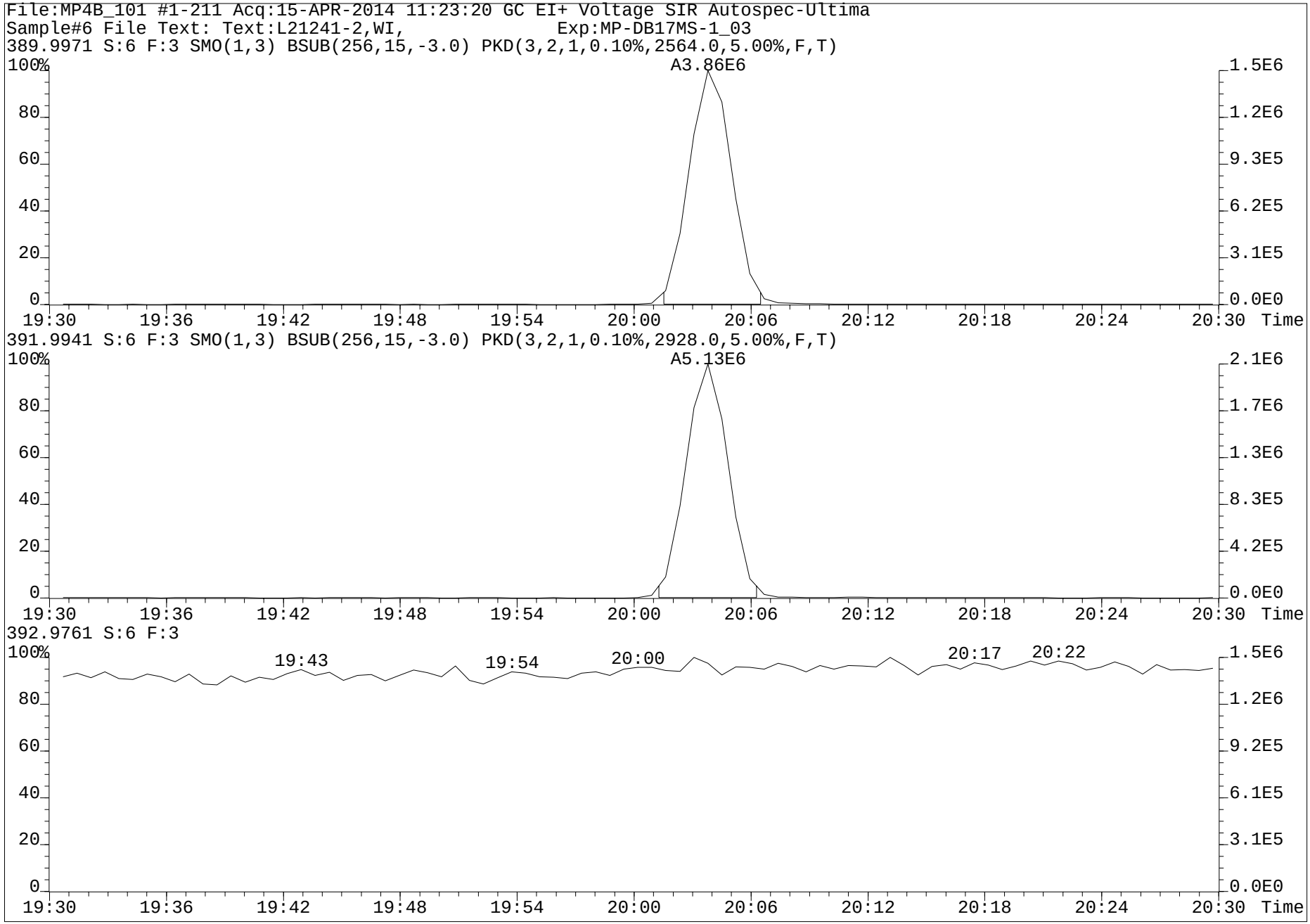
File:MP4B_101 #1-211 Acq:15-APR-2014 11:23:20 GC EI+ Voltage SIR Autospec-Ultima
Sample#6 File Text: Text:L21241-2,WI, Exp:MP-DB17MS-1_03
389.9971 S:6 F:3 SMO(1,3) BSUB(256,15,-3.0) PKD(3,2,1,0.10%,2564.0,5.00%,F,T)
A3.86E6
391.9941 S:6 F:3 SMO(1,3) BSUB(256,15,-3.0) PKD(3,2,1,0.10%,2928.0,5.00%,F,T)
A5.13E6
392.9761 S:6 F:3
19:43
19:54
20:00
20:17
20:22
Time

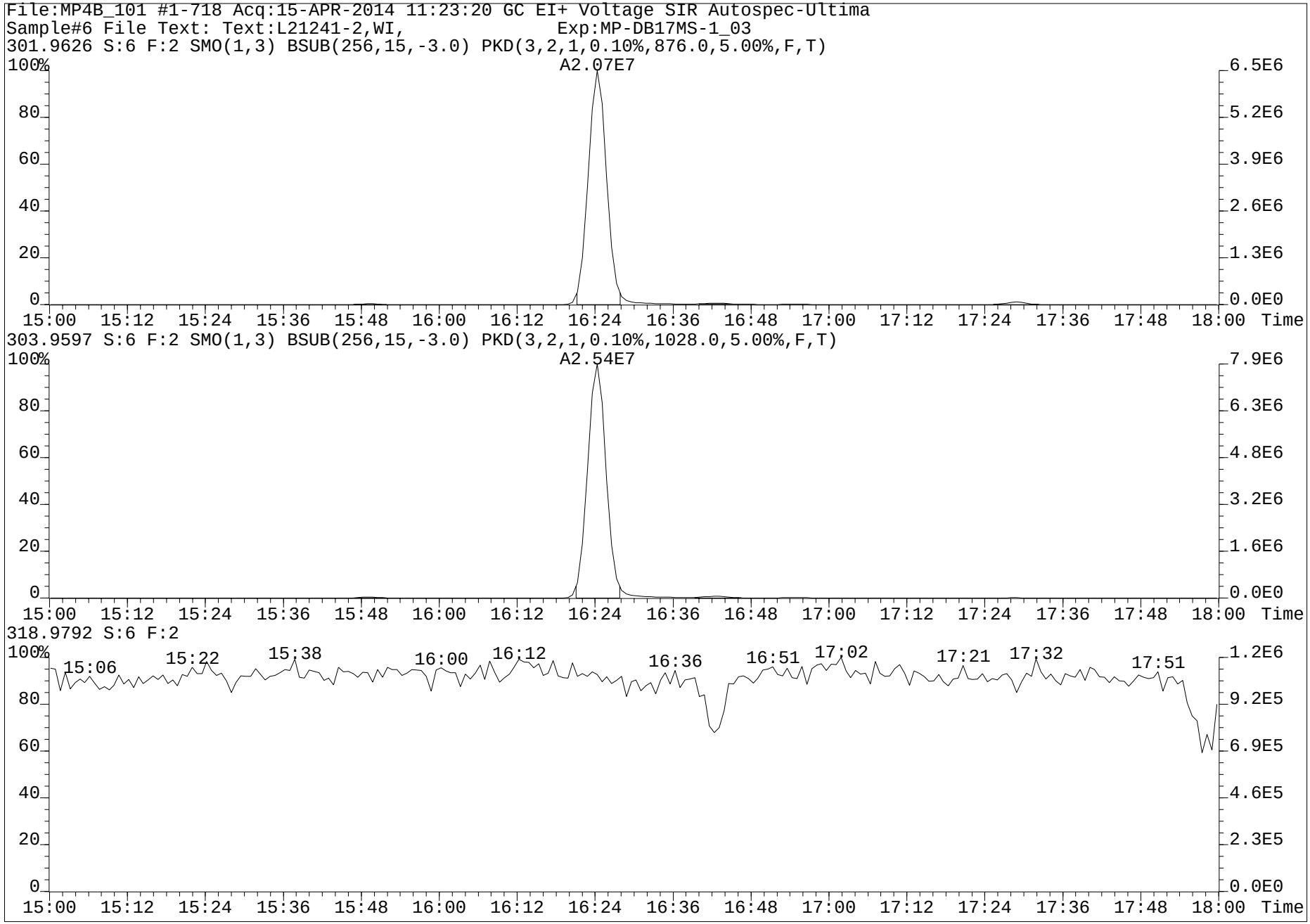
File:MP4B_101 #1-718 Acq:15-APR-2014 11:23:20 GC EI+ Voltage SIR Autospec-Ultima
Sample#6 File Text: Text:L21241-2,WI, Exp:MP-DB17MS-1_03
301.9626 S:6 F:2 SMO(1,3) BSUB(256,15,-3.0) PKD(3,2,1,0.10%,876.0,5.00%,F,T)
A2.07E7
303.9597 S:6 F:2 SMO(1,3) BSUB(256,15,-3.0) PKD(3,2,1,0.10%,1028.0,5.00%,F,T)
A2.54E7
318.9792 S:6 F:2
15:06
15:22
15:38
16:00
16:12
16:36
16:51
17:02
17:21
17:32
17:51
Time

www.axysanalytical.com

Run #19 Filename MP4B_101 S: 12 I: 1 Acquired: 15-APR-14 14:45:08 Processed: 16-APR-14 08:57:43
Run: mp4b_101-a Analyte: MP-DB17-S08 Cal: mp4b_099-7a Results: mp4b_101-a Version: V3.6 6-JAN-2000 17:51:42
Sample text: L21241-3,W, Comments: 4,WG47118,2.0/800uL
sample size: 4.000000 conc units: pg/mL total toxicity: 375496» F1: 1.0000 F2: 1.0000

	Typ	Name	#Hom	Resp	RA		RT	Conc	Tox #1	DL	Rec	M?
1	Unk	1-OH-Naphthalene	1	3.09e+08	0.86	n	8:08	26588.735	2659	123.0855	-	n
2	Unk	1-OH-Pyrene	1	OLR 5.43e+09	1.33	n	20:46	308719.596	30872	781.9132	-	n
3	Unk	3-OH-Chrysene	1	8.77e+08	2.16	n	23:03	50841.834	5084	463.1493	-	n
4	Unk	3-OH-Benz[a]anthracene	1	9.62e+07	2.20	n	23:14	7783.112	3892	641.1512	-	n
5	Unk	7,8-OH-Benzo[a]pyrene-C	0	*	*	n	NotFnd	*	*	2060.4714	-	n
6	Unk	7,8-OH-Benzo[a]pyrene-T	0	*	*	n	NotFnd	*	*	2011.9997	-	n
7	Unk	7,8-OH-Benzo[a]pyrene-3	1	5.30e+07	6.89	n	26:13	105957.630	10596	1306.5249	-	n
8	Unk	9-OH-Benzo[a]pyrene	1	2.85e+08	6.80	n	26:34	57480.461	5748	94.1036	-	n
9	Unk	3-OH-Benzo[a]pyrene	1	OLR 6.66e+08	6.09	n	26:45	103401.502	10340	101.5947	-	n
10	Unk	7,8-OH-Benzo[a]pyrene-4	1	1.07e+08	10.50	n	27:08	306305.972	3063»	1867.3285	-	n
11	IS	13C6-1-OH-Naphthalene	1	2.40e+07	0.81	n	8:08	2019.167	-	37.9429	80.8	n
12	IS	13C6-1-OH-Pyrene	1	4.12e+07	3.58	n	20:45	1909.375	-	55.1381	76.4	n
13	IS	13C6-1-OH-BAA	1	6.46e+07	2.22	n	22:29	3026.838	-	146.1383	116.4	n
14	IS	13C6-3-OH-Chrysene	1	3.89e+07	2.06	n	23:03	3204.959	-	256.9387	126.9	n
15	IS	D11-3-OH-Benzo[a]pyrene	1	1.16e+07	5.85	n	26:39	3513.050	-	27.1050	137.2	y
16	IS	13C-CL4-OH-PCB-79	1	8.17e+06	0.76	y	20:04	2640.787	-	11.5950	105.6	n
17	IS	13C-CL4-PCB-79	0	*	*	n	NotFnd	*	-	*	Div0	n
18	RS	13C-CL4-PCB-81	1	3.86e+07	0.81	y	16:24	3.930	-	-	0.2	n
19	Tot	Fn1 Lock	-	-			-	-	-	-	-	n
20	Tot	Fn2 Lock	-	-			-	-	-	-	-	n
21	Tot	Fn3 Lock	-	-			-	-	-	-	-	n
22	Tot	Fn4 Lock	-	-			-	-	-	-	-	n
23	Tot	Fn5 Lock	-	-			-	-	-	-	-	n
24	Tot	Fn6 Lock	-	-			-	-	-	-	-	n

pvd by RT 17APR2014

SV by MW
21-Apr-14

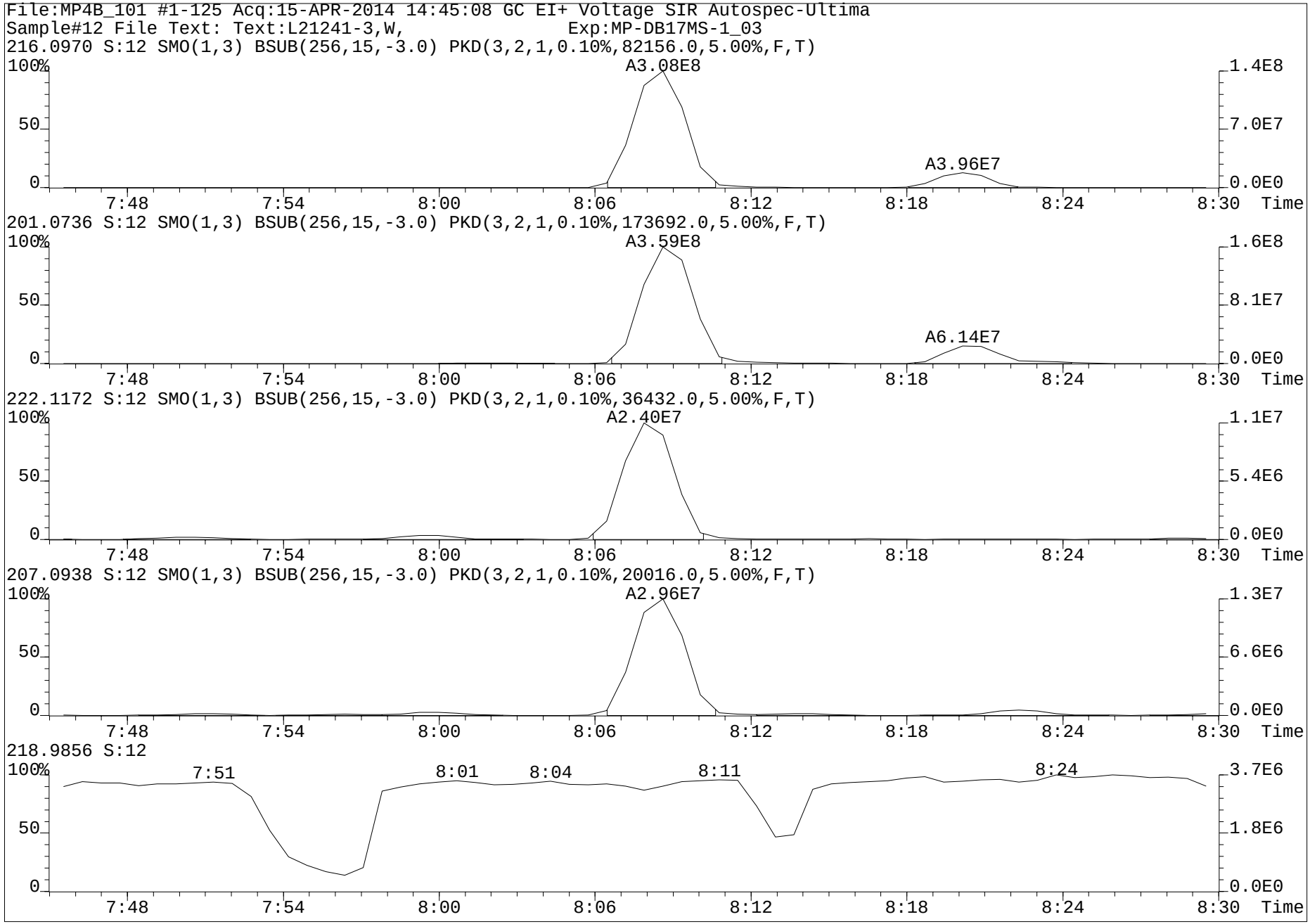
File:MP4B_101 #1-125 Acq:15-APR-2014 14:45:08 GC EI+ Voltage SIR Autospec-Ultima
Sample#12 File Text: Text:L21241-3,W, Exp:MP-DB17MS-1_03
216.0970 S:12 SMO(1,3) BSUB(256,15,-3.0) PKD(3,2,1,0.10%,82156.0,5.00%,F,T)
A3.08E8
A3.96E7
1.4E8
7.0E7
0.0E0
201.0736 S:12 SMO(1,3) BSUB(256,15,-3.0) PKD(3,2,1,0.10%,173692.0,5.00%,F,T)
A3.59E8
A6.14E7
1.6E8
8.1E7
0.0E0
222.1172 S:12 SMO(1,3) BSUB(256,15,-3.0) PKD(3,2,1,0.10%,36432.0,5.00%,F,T)
A2.40E7
1.1E7
5.4E6
0.0E0
207.0938 S:12 SMO(1,3) BSUB(256,15,-3.0) PKD(3,2,1,0.10%,20016.0,5.00%,F,T)
A2.96E7
1.3E7
6.6E6
0.0E0
218.9856 S:12
7:51
8:01
8:04
8:11
8:24
3.7E6
1.8E6
0.0E0
100%
50
0
7:48
7:54
8:00
8:06
8:12
8:18
8:24
8:30
Time


File:MP4B_101 #1-229 Acq:15-APR-2014 14:45:08 GC EI+ Voltage SIR Autospec-Ultima
Sample#12 File Text: Text:L21241-3,W, Exp:MP-DB17MS-1_03
290.1127 S:12 F:4 SMO(1,3) BSUB(256,15,-3.0) PKD(3,2,1,0.10%,769684.0,5.00%,F,T)
A5.43E9
A5.61E8
275.0893 S:12 F:4 SMO(1,3) BSUB(256,15,-3.0) PKD(3,2,1,0.10%,1070148.0,5.00%,F,T)
A4.07E9
A5.56E8
296.1329 S:12 F:4 SMO(1,3) BSUB(256,15,-3.0) PKD(3,2,1,0.10%,45448.0,5.00%,F,T)
A4.11E7
281.1095 S:12 F:4 SMO(1,3) BSUB(256,15,-3.0) PKD(3,2,1,0.10%,103244.0,5.00%,F,T)
A1.15E7
A2.01E5
A7.93E5
A2.71E6
318.9792 S:12 F:4
20:47
20:52
21:17
21:35
21:53
22:08
22:36
22:52
23:05
23:18
23:35
Time

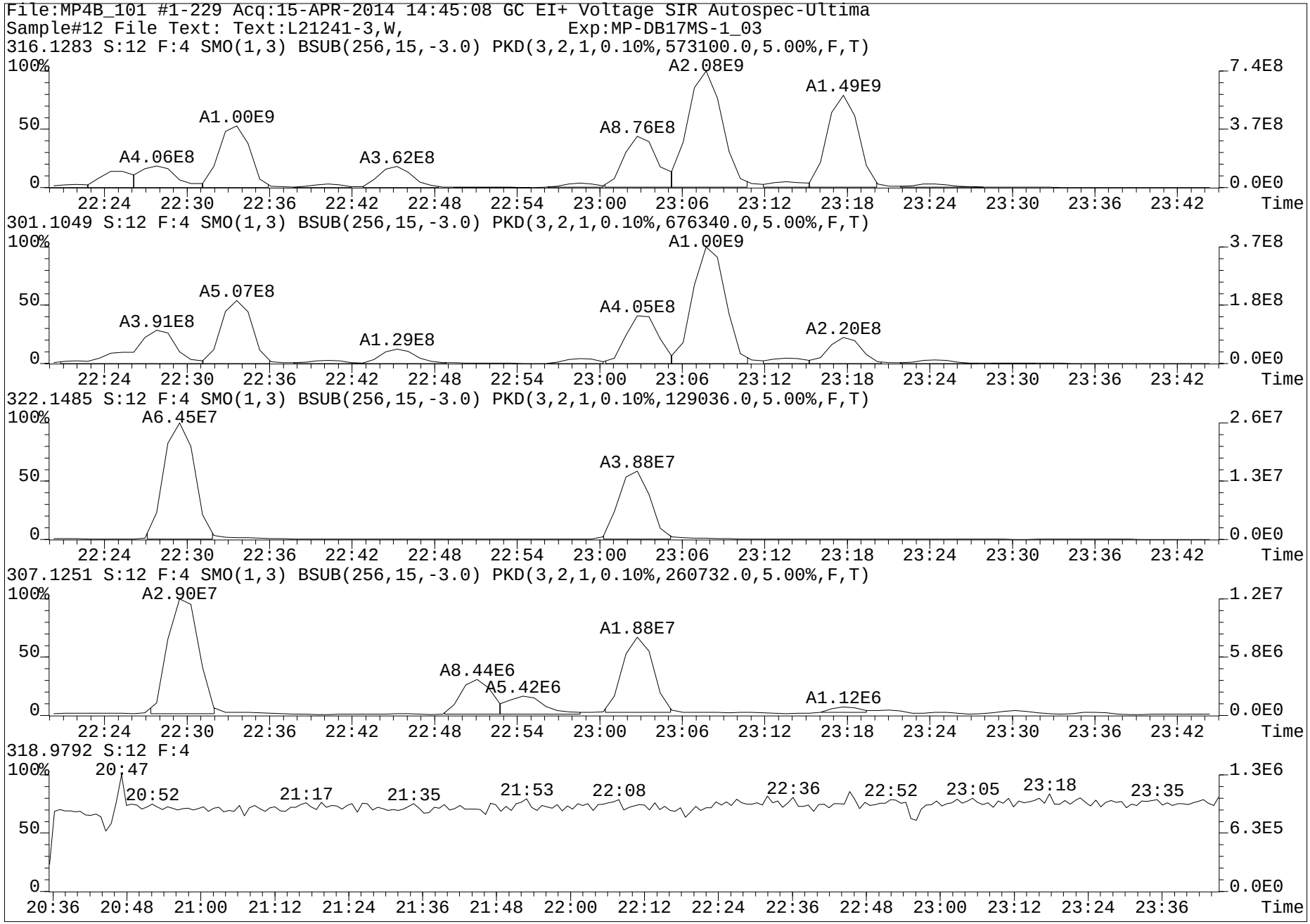
File:MP4B_101 #1-229 Acq:15-APR-2014 14:45:08 GC EI+ Voltage SIR Autospec-Ultima
Sample#12 File Text: Text:L21241-3,W, Exp:MP-DB17MS-1_03
316.1283 S:12 F:4 SMO(1,3) BSUB(256,15,-3.0) PKD(3,2,1,0.10%,573100.0,5.00%,F,T)
A4.06E8
A1.00E9
A3.62E8
A8.76E8
A2.08E9
A1.49E9
301.1049 S:12 F:4 SMO(1,3) BSUB(256,15,-3.0) PKD(3,2,1,0.10%,676340.0,5.00%,F,T)
A3.91E8
A5.07E8
A1.29E8
A4.05E8
A1.00E9
A2.20E8
322.1485 S:12 F:4 SMO(1,3) BSUB(256,15,-3.0) PKD(3,2,1,0.10%,129036.0,5.00%,F,T)
A6.45E7
A3.88E7
307.1251 S:12 F:4 SMO(1,3) BSUB(256,15,-3.0) PKD(3,2,1,0.10%,260732.0,5.00%,F,T)
A2.90E7
A8.44E6
A5.42E6
A1.88E7
A1.12E6
318.9792 S:12 F:4
20:47
20:52
21:17
21:35
21:53
22:08
22:36
22:52
23:05
23:18
23:35
Time

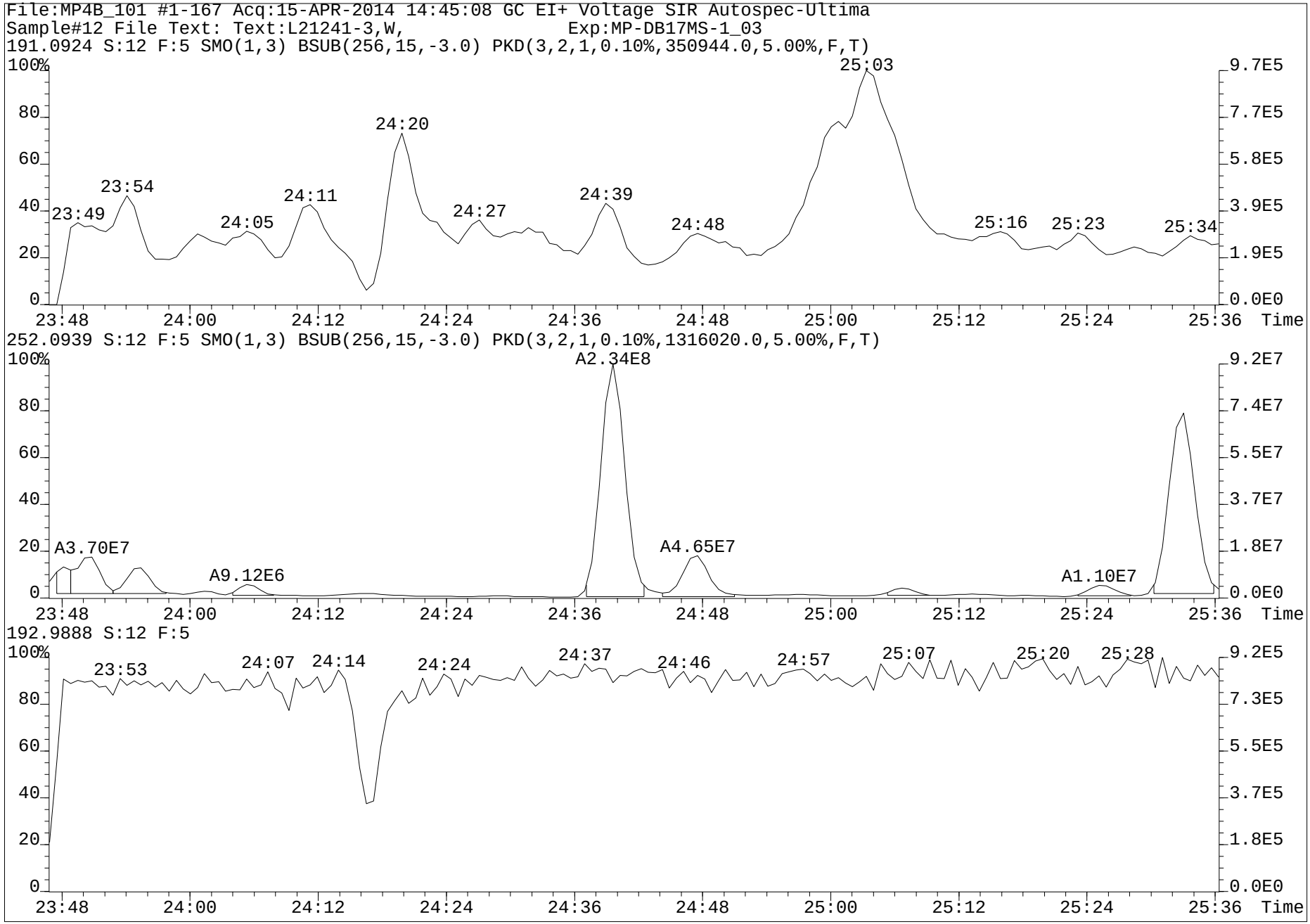
File:MP4B_101 #1-167 Acq:15-APR-2014 14:45:08 GC EI+ Voltage SIR Autospec-Ultima
Sample#12 File Text: Text:L21241-3,W, Exp:MP-DB17MS-1_03
191.0924 S:12 F:5 SMO(1,3) BSUB(256,15,-3.0) PKD(3,2,1,0.10%,350944.0,5.00%,F,T)
23:49
23:54
24:05
24:11
24:20
24:27
24:39
24:48
25:03
25:16
25:23
25:34
9.7E5
7.7E5
5.8E5
3.9E5
1.9E5
0.0E0
23:48 24:00 24:12 24:24 24:36 24:48 25:00 25:12 25:24 25:36 Time
252.0939 S:12 F:5 SMO(1,3) BSUB(256,15,-3.0) PKD(3,2,1,0.10%,1316020.0,5.00%,F,T)
A3.70E7
A9.12E6
A2.34E8
A4.65E7
A1.10E7
9.2E7
7.4E7
5.5E7
3.7E7
1.8E7
0.0E0
23:48 24:00 24:12 24:24 24:36 24:48 25:00 25:12 25:24 25:36 Time
192.9888 S:12 F:5
23:53
24:07
24:14
24:24
24:37
24:46
24:57
25:07
25:20
25:28
9.2E5
7.3E5
5.5E5
3.7E5
1.8E5
0.0E0
23:48 24:00 24:12 24:24 24:36 24:48 25:00 25:12 25:24 25:36 Time

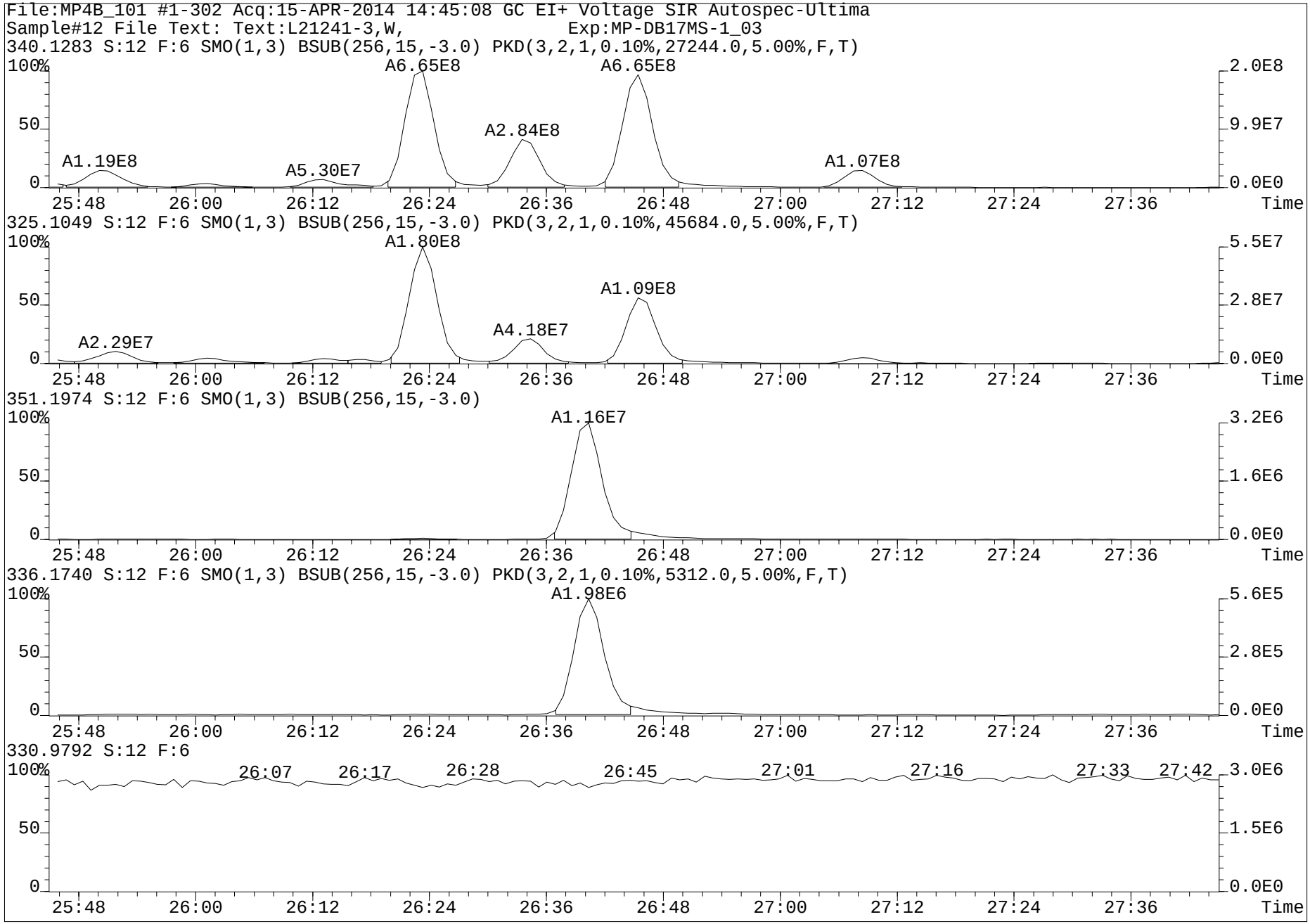
File:MP4B_101 #1-302 Acq:15-APR-2014 14:45:08 GC EI+ Voltage SIR Autospec-Ultima
Sample#12 File Text: Text:L21241-3,W, Exp:MP-DB17MS-1_03
340.1283 S:12 F:6 SMO(1,3) BSUB(256,15,-3.0) PKD(3,2,1,0.10%,27244.0,5.00%,F,T)
A1.19E8
A5.30E7
A6.65E8
A2.84E8
A6.65E8
A1.07E8
2.0E8
9.9E7
0.0E0
325.1049 S:12 F:6 SMO(1,3) BSUB(256,15,-3.0) PKD(3,2,1,0.10%,45684.0,5.00%,F,T)
A2.29E7
A1.80E8
A4.18E7
A1.09E8
5.5E7
2.8E7
0.0E0
351.1974 S:12 F:6 SMO(1,3) BSUB(256,15,-3.0)
A1.16E7
3.2E6
1.6E6
0.0E0
336.1740 S:12 F:6 SMO(1,3) BSUB(256,15,-3.0) PKD(3,2,1,0.10%,5312.0,5.00%,F,T)
A1.98E6
5.6E5
2.8E5
0.0E0
330.9792 S:12 F:6
26:07
26:17
26:28
26:45
27:01
27:16
27:33
27:42
3.0E6
1.5E6
0.0E0
100%
50
0
25:48
26:00
26:12
26:24
26:36
26:48
27:00
27:12
27:24
27:36
Time

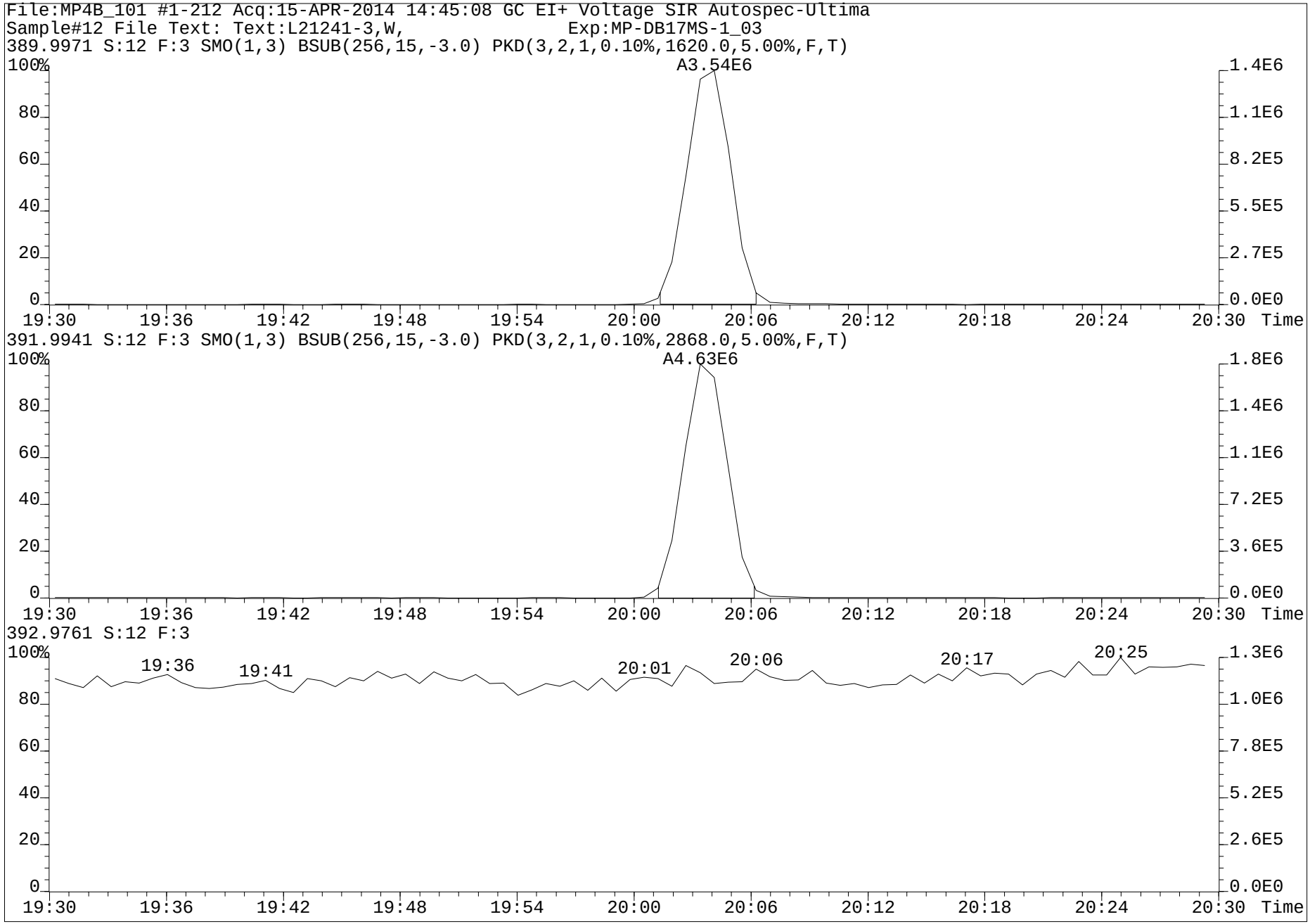
File:MP4B_101 #1-212 Acq:15-APR-2014 14:45:08 GC EI+ Voltage SIR Autospec-Ultima
Sample#12 File Text: Text:L21241-3,W, Exp:MP-DB17MS-1_03
389.9971 S:12 F:3 SMO(1,3) BSUB(256,15,-3.0) PKD(3,2,1,0.10%,1620.0,5.00%,F,T)
A3.54E6
391.9941 S:12 F:3 SMO(1,3) BSUB(256,15,-3.0) PKD(3,2,1,0.10%,2868.0,5.00%,F,T)
A4.63E6
392.9761 S:12 F:3
19:36
19:41
20:01
20:06
20:17
20:25
Time

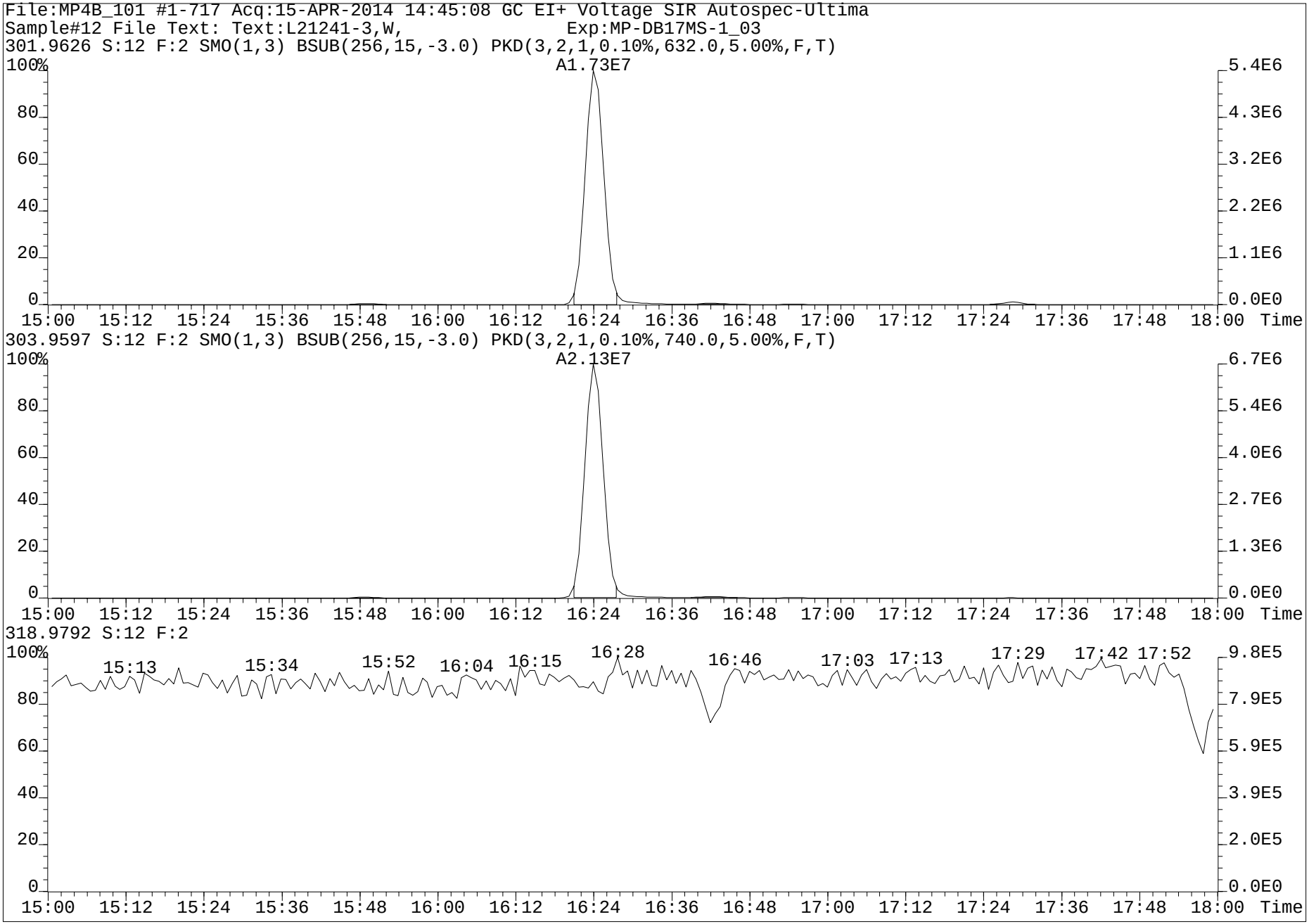
File:MP4B_101 #1-717 Acq:15-APR-2014 14:45:08 GC EI+ Voltage SIR Autospec-Ultima
Sample#12 File Text: Text:L21241-3,W, Exp:MP-DB17MS-1_03
301.9626 S:12 F:2 SMO(1,3) BSUB(256,15,-3.0) PKD(3,2,1,0.10%,632.0,5.00%,F,T)
A1.73E7
303.9597 S:12 F:2 SMO(1,3) BSUB(256,15,-3.0) PKD(3,2,1,0.10%,740.0,5.00%,F,T)
A2.13E7
318.9792 S:12 F:2
15:13
15:34
15:52
16:04
16:15
16:28
16:46
17:03
17:13
17:29
17:42
17:52
Time

www.axysanalytical.com

Run #15 Filename MP4B_101 S: 8 I: 1 Acquired: 15-APR-14 12:30:38 Processed: 16-APR-14 08:57:43
Run: mp4b_101-a Analyte: MP-DB17-S08 Cal: mp4b_099-7a Results: mp4b_101-a Version: V3.6 6-JAN-2000 17:51:42
Sample text: L21241-4,WI, Comments: 4,WG47118,2.0/800uL
sample size: 3.200000 conc units: pg/mL total toxicity: 139294» F1: 1.0000 F2: 1.0000

	Typ	Name	#Hom	Resp	RA		RT	Conc	Tox #1	DL	Rec	M?
1	Unk	1-OH-Naphthalene	1	6.06e+08	0.84	n	8:08	64882.515	6488	188.1544	-	n
2	Unk	1-OH-Pyrene	1 OLR	7.60e+09	1.30	n	20:47	614137.107	61414	3727.3038	-	n
3	Unk	3-OH-Chrysene	1 OLR	2.07e+09	2.02	n	23:03	127020.810	12702	2239.6450	-	n
4	Unk	3-OH-Benz[a]anthracene	1	3.84e+08	2.29	n	23:13	33545.556	16773	3143.2741	-	n
5	Unk	7,8-OH-Benzo[a]pyrene-C	0	*	*	n	NotFnd	*	*	5490.3090	-	n
6	Unk	7,8-OH-Benzo[a]pyrene-T	0	*	*	n	NotFnd	*	*	5361.1519	-	n
7	Unk	7,8-OH-Benzo[a]pyrene-3	1	2.95e+08	4.89	n	26:13	443555.430	44356	3935.6464	-	n
8	Unk	9-OH-Benzo[a]pyrene	1 OLR	1.48e+09	6.86	n	26:34	315138.317	31514	393.4903	-	n
9	Unk	3-OH-Benzo[a]pyrene	1 OLR	3.20e+09	5.87	n	26:45	374812.381	37481	306.0339	-	n
10	Unk	7,8-OH-Benzo[a]pyrene-4	1	5.50e+08	10.43	n	27:08	1182217.620	1182»	5624.9557	-	n
11	IS	13C6-1-OH-Naphthalene	1	2.42e+07	0.79	n	8:08	2160.758	-	86.9109	69.1	n
12	IS	13C6-1-OH-Pyrene	1	3.62e+07	3.48	n	20:46	1785.136	-	105.1377	57.1	n
13	IS	13C6-1-OH-BAA	1	7.48e+07	2.35	n	22:29	3728.181	-	414.3551	114.7	n
14	IS	13C6-3-OH-Chrysene	1	4.59e+07	2.08	n	23:02	4027.963	-	728.5142	127.6	n
15	IS	D11-3-OH-Benzo[a]pyrene	1	1.92e+07	5.92	n	26:40	6200.070	-	48.7732	193.8	y
16	IS	13C-CL4-OH-PCB-79	1	9.76e+06	0.77	y	20:04	3353.323	-	15.8161	107.3	n
17	IS	13C-CL4-PCB-79	0	*	*	n	NotFnd	*	-	*	Div0	n
18	RS	13C-CL4-PCB-81	1	4.53e+07	0.82	y	16:24	5.774	-	-	0.2	n
19	Tot	Fn1 Lock	-	-			-	-	-	-	-	n
20	Tot	Fn2 Lock	-	-			-	-	-	-	-	n
21	Tot	Fn3 Lock	-	-			-	-	-	-	-	n
22	Tot	Fn4 Lock	-	-			-	-	-	-	-	n
23	Tot	Fn5 Lock	-	-			-	-	-	-	-	n
24	Tot	Fn6 Lock	-	-			-	-	-	-	-	n

pr'd by RT 17APR2014

SV chg MW
21-Apr-14

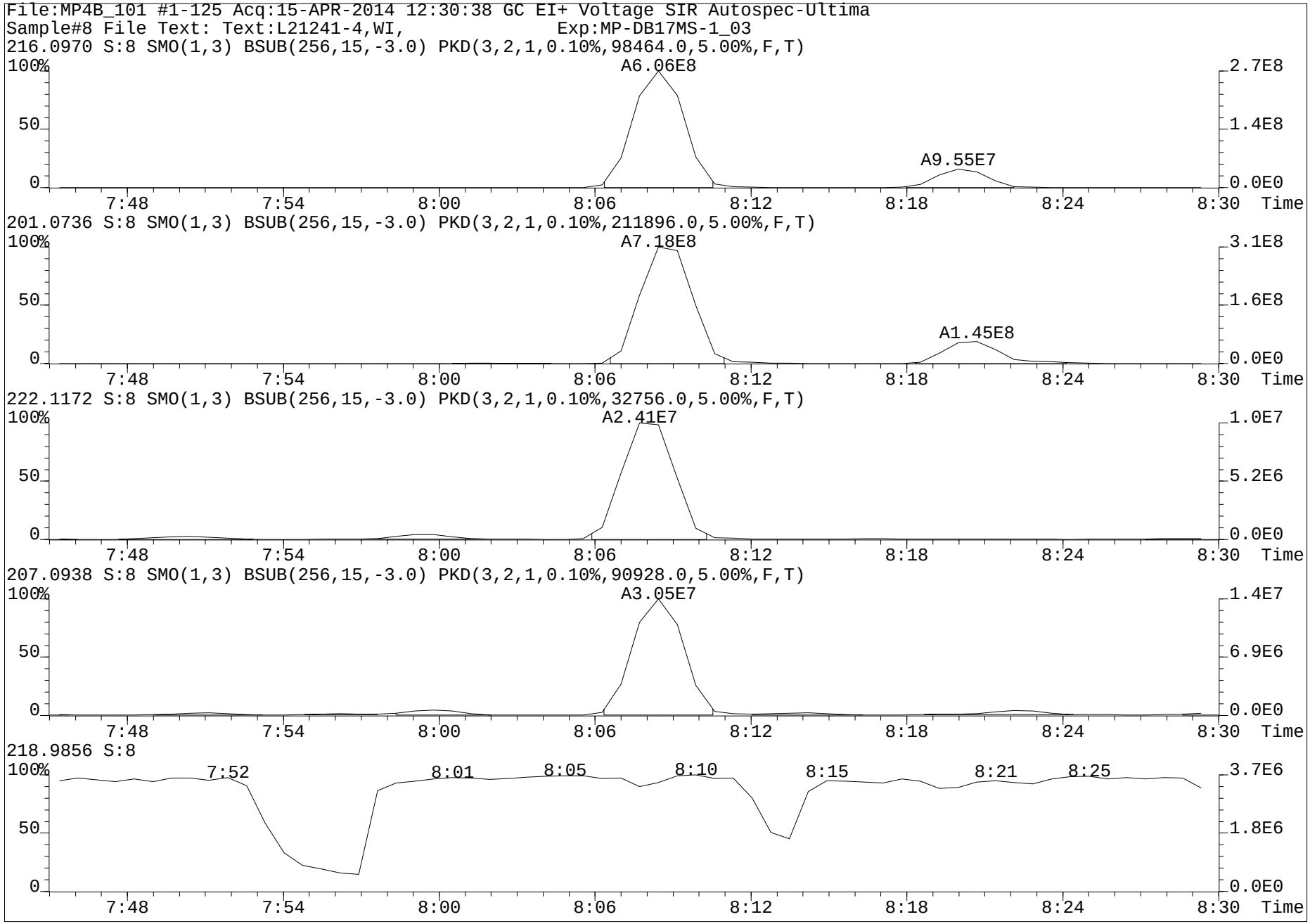
File:MP4B_101 #1-125 Acq:15-APR-2014 12:30:38 GC EI+ Voltage SIR Autospec-Ultima
Sample#8 File Text: Text:L21241-4,WI, Exp:MP-DB17MS-1_03
216.0970 S:8 SMO(1,3) BSUB(256,15,-3.0) PKD(3,2,1,0.10%,98464.0,5.00%,F,T)
A6.06E8
A9.55E7
2.7E8
1.4E8
0.0E0
201.0736 S:8 SMO(1,3) BSUB(256,15,-3.0) PKD(3,2,1,0.10%,211896.0,5.00%,F,T)
A7.18E8
A1.45E8
3.1E8
1.6E8
0.0E0
222.1172 S:8 SMO(1,3) BSUB(256,15,-3.0) PKD(3,2,1,0.10%,32756.0,5.00%,F,T)
A2.41E7
1.0E7
5.2E6
0.0E0
207.0938 S:8 SMO(1,3) BSUB(256,15,-3.0) PKD(3,2,1,0.10%,90928.0,5.00%,F,T)
A3.05E7
1.4E7
6.9E6
0.0E0
218.9856 S:8
7:52
8:01
8:05
8:10
8:15
8:21
8:25
3.7E6
1.8E6
0.0E0
100%
50
0
7:48
7:54
8:00
8:06
8:12
8:18
8:24
8:30
Time


File:MP4B_101 #1-229 Acq:15-APR-2014 12:30:38 GC EI+ Voltage SIR Autospec-Ultima
Sample#8 File Text: Text:L21241-4,WI, Exp:MP-DB17MS-1_03
290.1127 S:8 F:4 SMO(1,3) BSUB(256,15,-3.0) PKD(3,2,1,0.10%,2061836.0,5.00%,F,T)
A7.60E9
A9.93E8
A1.46E8
275.0893 S:8 F:4 SMO(1,3) BSUB(256,15,-3.0) PKD(3,2,1,0.10%,2750408.0,5.00%,F,T)
A5.84E9
A8.78E8
296.1329 S:8 F:4 SMO(1,3) BSUB(256,15,-3.0) PKD(3,2,1,0.10%,73556.0,5.00%,F,T)
A3.62E7
A2.21E6
281.1095 S:8 F:4 SMO(1,3) BSUB(256,15,-3.0) PKD(3,2,1,0.10%,197660.0,5.00%,F,T)
A1.04E7
A4.79E6
A1.40E6
A8.62E5
A2.97E5
318.9792 S:8 F:4
20:40
20:48
20:55
21:16
21:29
21:39
21:53
22:04
22:23
22:36
22:53
23:07
23:18
23:33
Time

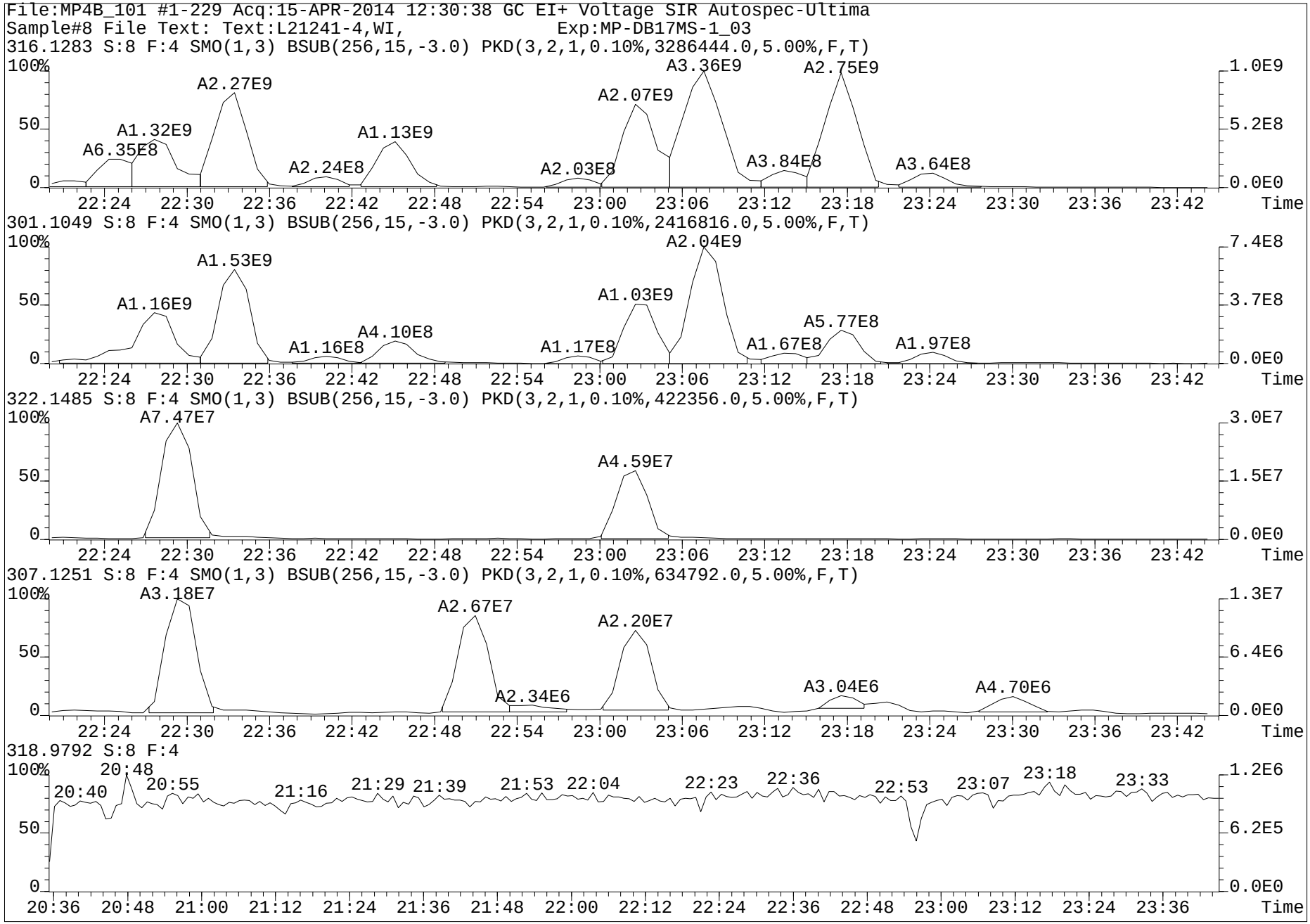
File:MP4B_101 #1-229 Acq:15-APR-2014 12:30:38 GC EI+ Voltage SIR Autospec-Ultima
Sample#8 File Text: Text:L21241-4,WI, Exp:MP-DB17MS-1_03
316.1283 S:8 F:4 SMO(1,3) BSUB(256,15,-3.0) PKD(3,2,1,0.10%,3286444.0,5.00%,F,T)
A6.35E8
A1.32E9
A2.27E9
A2.24E8
A1.13E9
A2.03E8
A2.07E9
A3.36E9
A3.84E8
A2.75E9
A3.64E8
301.1049 S:8 F:4 SMO(1,3) BSUB(256,15,-3.0) PKD(3,2,1,0.10%,2416816.0,5.00%,F,T)
A1.16E9
A1.53E9
A1.16E8
A4.10E8
A1.17E8
A1.03E9
A2.04E9
A1.67E8
A5.77E8
A1.97E8
322.1485 S:8 F:4 SMO(1,3) BSUB(256,15,-3.0) PKD(3,2,1,0.10%,422356.0,5.00%,F,T)
A7.47E7
A4.59E7
307.1251 S:8 F:4 SMO(1,3) BSUB(256,15,-3.0) PKD(3,2,1,0.10%,634792.0,5.00%,F,T)
A3.18E7
A2.67E7
A2.34E6
A2.20E7
A3.04E6
A4.70E6
318.9792 S:8 F:4
20:40
20:48
20:55
21:16
21:29
21:39
21:53
22:04
22:23
22:36
22:53
23:07
23:18
23:33
Time

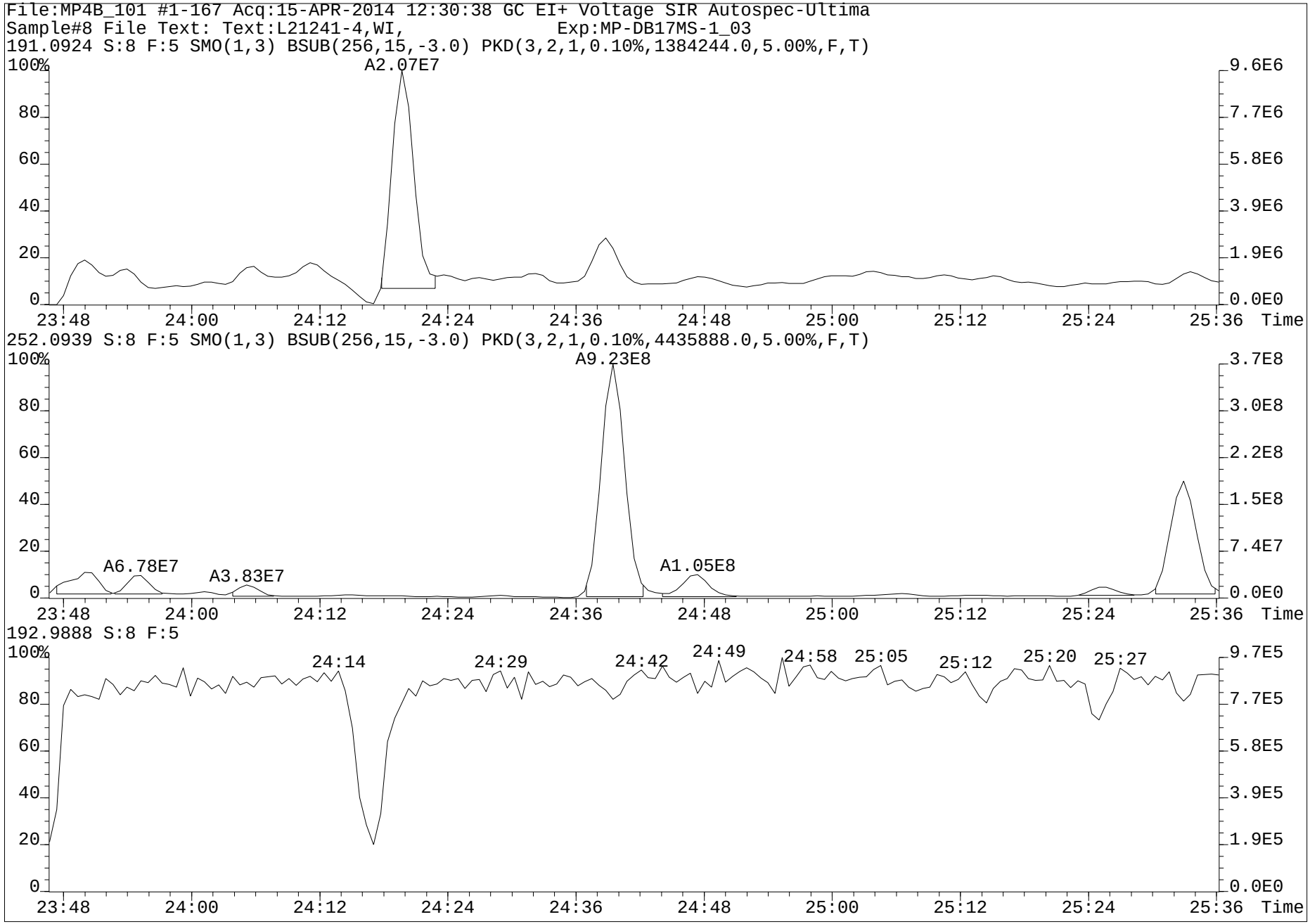
File:MP4B_101 #1-167 Acq:15-APR-2014 12:30:38 GC EI+ Voltage SIR Autospec-Ultima
Sample#8 File Text: Text:L21241-4,WI, Exp:MP-DB17MS-1_03
191.0924 S:8 F:5 SMO(1,3) BSUB(256,15,-3.0) PKD(3,2,1,0.10%,1384244.0,5.00%,F,T)
A2.07E7
252.0939 S:8 F:5 SMO(1,3) BSUB(256,15,-3.0) PKD(3,2,1,0.10%,4435888.0,5.00%,F,T)
A9.23E8
A6.78E7
A3.83E7
A1.05E8
192.9888 S:8 F:5
24:14
24:29
24:42
24:49
24:58
25:05
25:12
25:20
25:27
Time

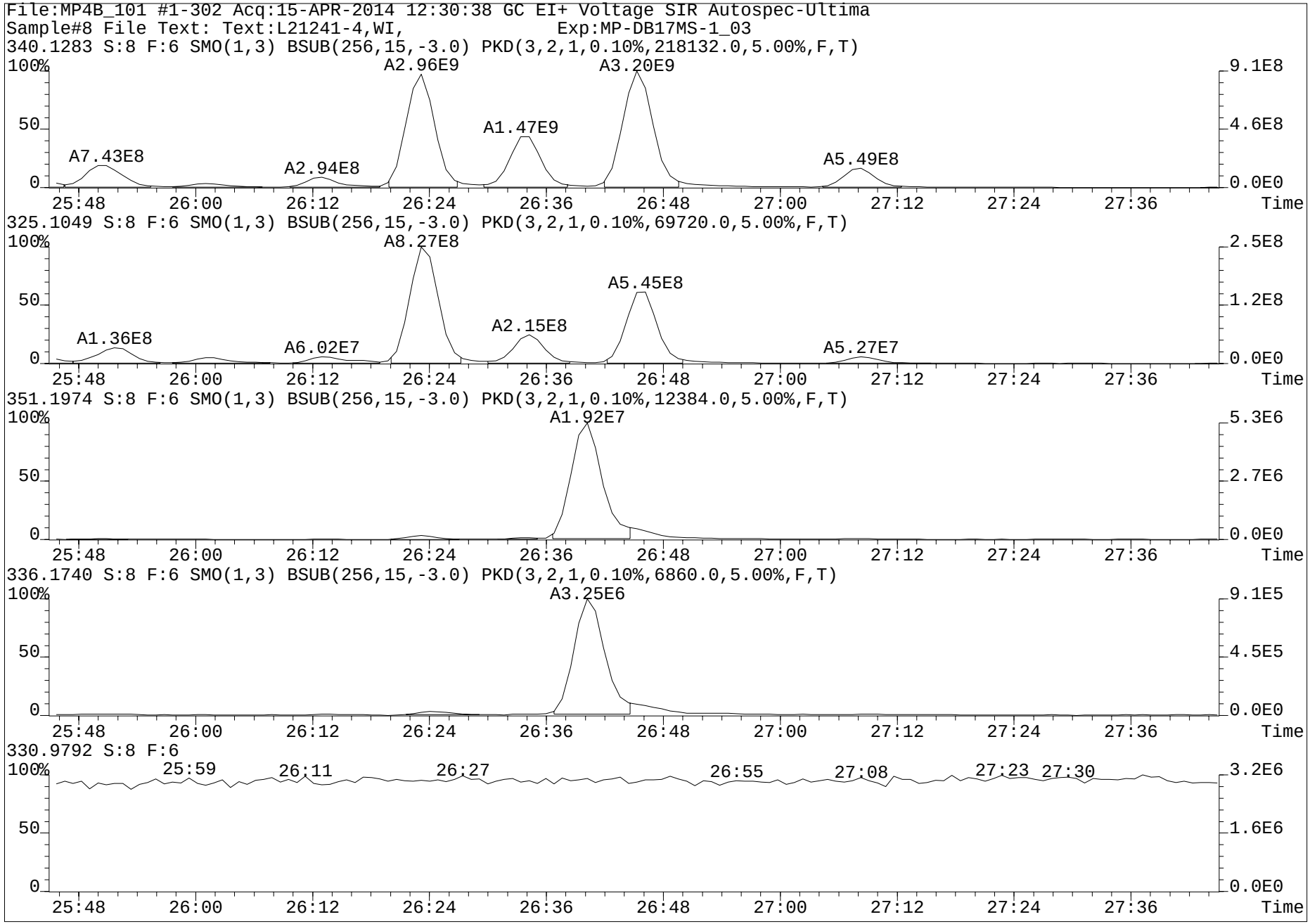
File:MP4B_101 #1-302 Acq:15-APR-2014 12:30:38 GC EI+ Voltage SIR Autospec-Ultima
Sample#8 File Text: Text:L21241-4,WI, Exp:MP-DB17MS-1_03
340.1283 S:8 F:6 SMO(1,3) BSUB(256,15,-3.0) PKD(3,2,1,0.10%,218132.0,5.00%,F,T)
A7.43E8
A2.94E8
A2.96E9
A1.47E9
A3.20E9
A5.49E8
9.1E8
4.6E8
0.0E0
325.1049 S:8 F:6 SMO(1,3) BSUB(256,15,-3.0) PKD(3,2,1,0.10%,69720.0,5.00%,F,T)
A1.36E8
A6.02E7
A8.27E8
A2.15E8
A5.45E8
A5.27E7
2.5E8
1.2E8
0.0E0
351.1974 S:8 F:6 SMO(1,3) BSUB(256,15,-3.0) PKD(3,2,1,0.10%,12384.0,5.00%,F,T)
A1.92E7
5.3E6
2.7E6
0.0E0
336.1740 S:8 F:6 SMO(1,3) BSUB(256,15,-3.0) PKD(3,2,1,0.10%,6860.0,5.00%,F,T)
A3.25E6
9.1E5
4.5E5
0.0E0
330.9792 S:8 F:6
25:59
26:11
26:27
26:55
27:08
27:23
27:30
3.2E6
1.6E6
0.0E0
100%
50
0
25:48
26:00
26:12
26:24
26:36
26:48
27:00
27:12
27:24
27:36
Time

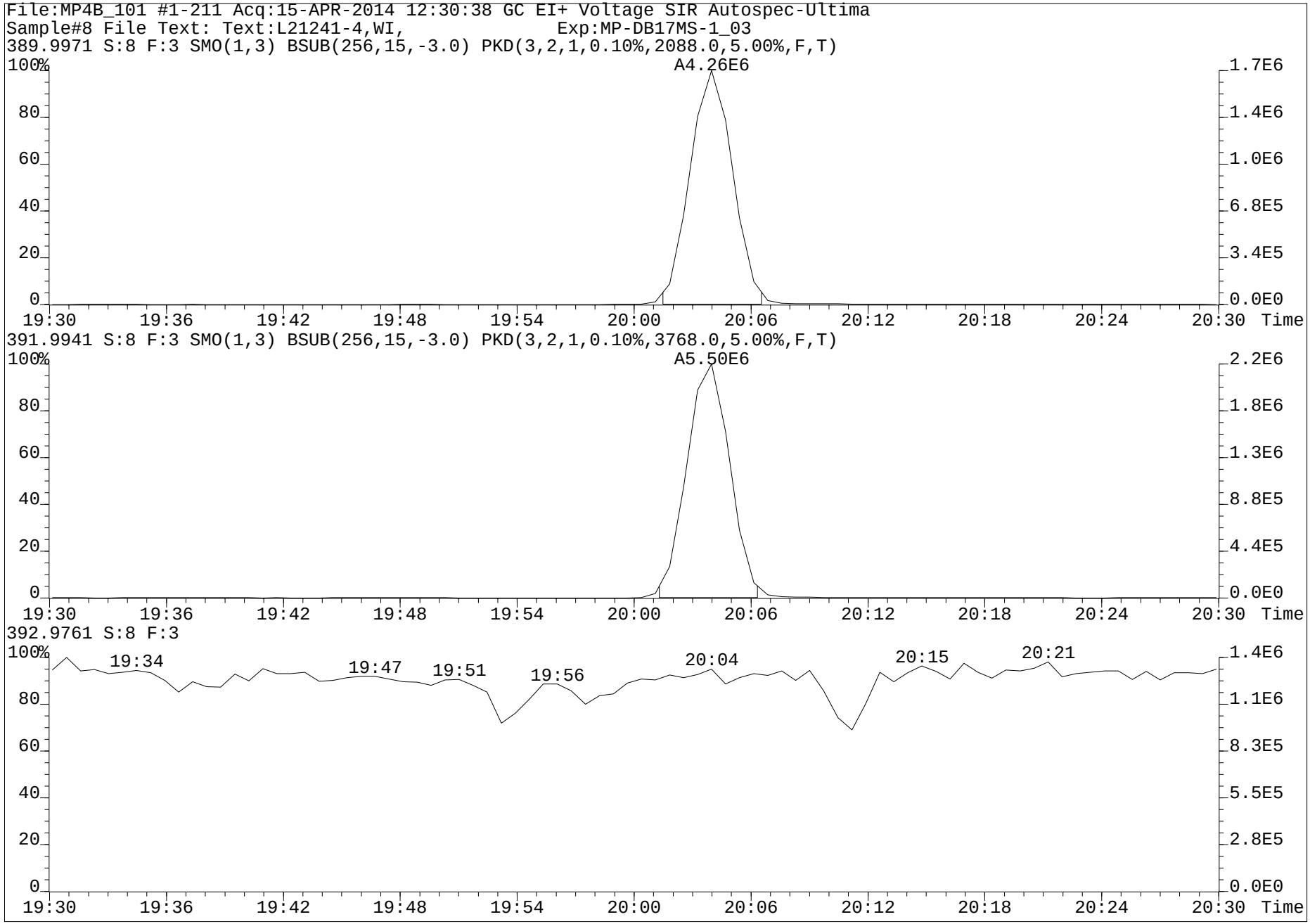
File:MP4B_101 #1-211 Acq:15-APR-2014 12:30:38 GC EI+ Voltage SIR Autospec-Ultima
Sample#8 File Text: Text:L21241-4,WI, Exp:MP-DB17MS-1_03
389.9971 S:8 F:3 SMO(1,3) BSUB(256,15,-3.0) PKD(3,2,1,0.10%,2088.0,5.00%,F,T)
A4.26E6
391.9941 S:8 F:3 SMO(1,3) BSUB(256,15,-3.0) PKD(3,2,1,0.10%,3768.0,5.00%,F,T)
A5.50E6
392.9761 S:8 F:3
19:34
19:47
19:51
19:56
20:04
20:15
20:21
Time

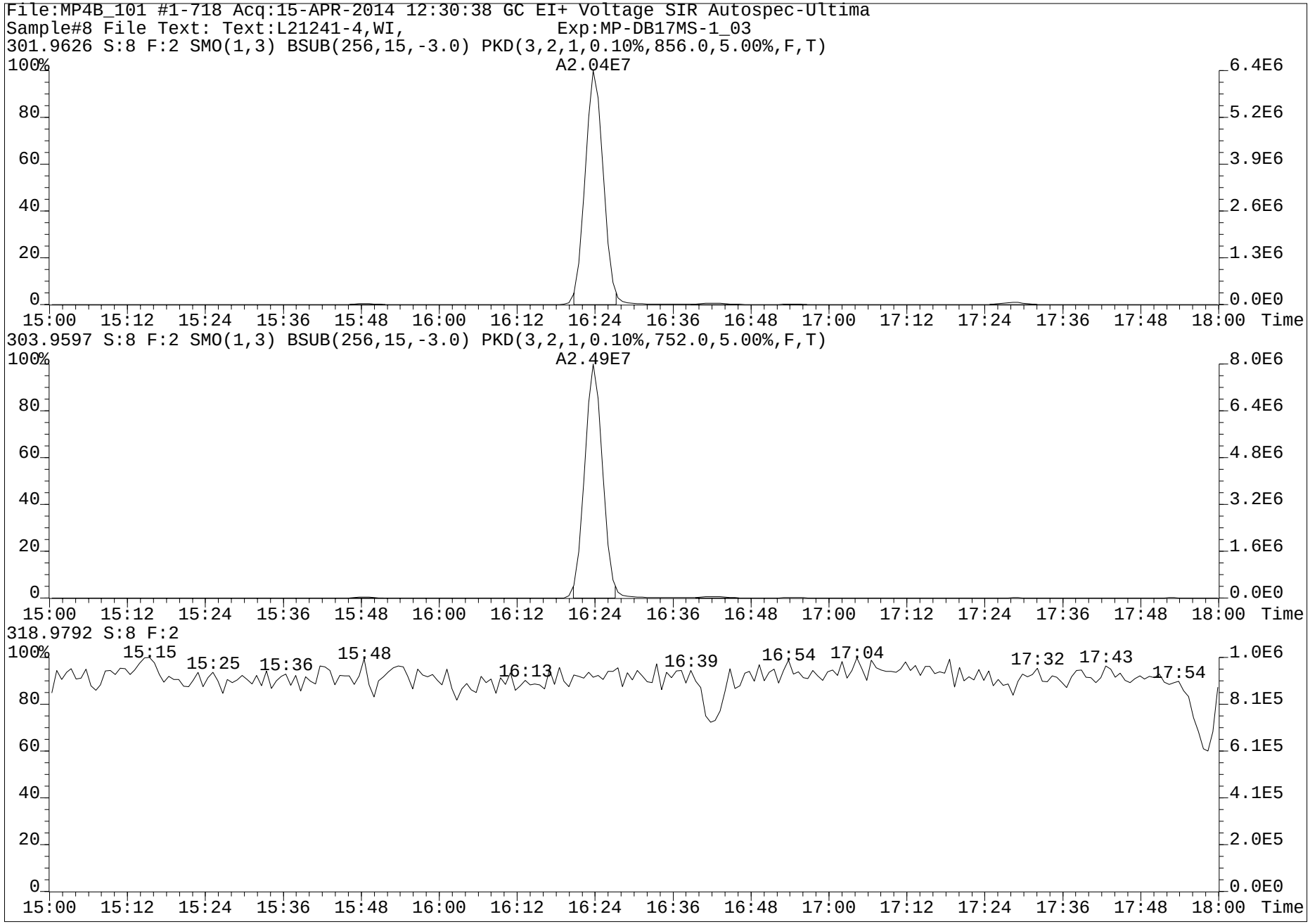
File:MP4B_101 #1-718 Acq:15-APR-2014 12:30:38 GC EI+ Voltage SIR Autospec-Ultima
Sample#8 File Text: Text:L21241-4,WI, Exp:MP-DB17MS-1_03
301.9626 S:8 F:2 SMO(1,3) BSUB(256,15,-3.0) PKD(3,2,1,0.10%,856.0,5.00%,F,T)
A2.04E7
303.9597 S:8 F:2 SMO(1,3) BSUB(256,15,-3.0) PKD(3,2,1,0.10%,752.0,5.00%,F,T)
A2.49E7
318.9792 S:8 F:2
15:15
15:25
15:36
15:48
16:13
16:39
16:54
17:04
17:32
17:43
17:54
Time

www.axysanalytical.com

Run #15 Filename MP4B_101 S: 20 I: 1 Acquired: 15-APR-14 19:14:13 Processed: 16-APR-14 08:57:44
Run: mp4b_101-a Analyte: MP-DB17-S08 Cal: mp4b_099-7a Results: mp4b_101-b Version: V3.6 6-JAN-2000 17:51:42
Sample text: L21241-5,WI, Comments: 4,WG47118,2.0/800uL
sample size: 4.000000 conc units: pg/mL total toxicity: 132425» F1: 1.0000 F2: 1.0000

	Typ	Name	#Hom	Resp	RA		RT	Conc	Tox #1	DL	Rec	M?
1	Unk	1-OH-Naphthalene	1	8.65e+08	0.86	n	8:08	74864.767	7486	102.8450	-	n
2	Unk	1-OH-Pyrene	1 OLR	8.09e+09	1.28	n	20:47	533061.458	53306	3154.0059	-	n
3	Unk	3-OH-Chrysene	1 OLR	1.79e+09	1.99	n	23:02	99564.753	9956	1905.8315	-	n
4	Unk	3-OH-Benz[a]anthracene	1	5.21e+08	2.47	n	23:13	41827.725	20914	2692.7223	-	n
5	Unk	7,8-OH-Benzo[a]pyrene-C	0	*	*	n	NotFnd	*	*	5619.1425	-	n
6	Unk	7,8-OH-Benzo[a]pyrene-T	0	*	*	n	NotFnd	*	*	5486.9547	-	n
7	Unk	7,8-OH-Benzo[a]pyrene-3	1	2.87e+08	4.89	n	26:12	427502.026	42750	3684.0556	-	n
8	Unk	9-OH-Benzo[a]pyrene	1 OLR	1.44e+09	6.68	n	26:33	278395.267	27840	345.4202	-	y
9	Unk	3-OH-Benzo[a]pyrene	1 OLR	3.18e+09	5.83	n	26:45	367603.337	36760	286.4703	-	n
10	Unk	7,8-OH-Benzo[a]pyrene-4	1	5.29e+08	10.35	n	27:07	1125244.576	1125»	5265.3738	-	y
11	IS	13C6-1-OH-Naphthalene	1	2.39e+07	0.83	n	8:08	1816.610	-	74.4883	72.7	n
12	IS	13C6-1-OH-Pyrene	1	3.55e+07	3.46	n	20:46	1486.849	-	86.4508	59.5	n
13	IS	13C6-1-OH-BAA	1	6.50e+07	2.34	n	22:29	2755.391	-	350.3094	106.0	n
14	IS	13C6-3-OH-Chrysene	1	4.06e+07	2.03	n	23:02	3024.542	-	615.9096	119.8	n
15	IS	D11-3-OH-Benzo[a]pyrene	1	1.56e+07	5.86	n	26:39	4260.077	-	31.0373	166.4	y
16	IS	13C-CL4-OH-PCB-79	1	9.29e+06	0.78	y	20:04	2711.976	-	13.2280	108.5	n
17	IS	13C-CL4-PCB-79	0	*	*	n	NotFnd	*	-	*	Div0	n
18	RS	13C-CL4-PCB-81	1	4.27e+07	0.82	y	16:24	4.350	-	-	0.2	n
19	Tot	Fn1 Lock	-	-			-	-	-	-	-	n
20	Tot	Fn2 Lock	-	-			-	-	-	-	-	n
21	Tot	Fn3 Lock	-	-			-	-	-	-	-	n
22	Tot	Fn4 Lock	-	-			-	-	-	-	-	n
23	Tot	Fn5 Lock	-	-			-	-	-	-	-	n
24	Tot	Fn6 Lock	-	-			-	-	-	-	-	n

pr'd by RT 17APR2014

SV by MW
21-APR-14

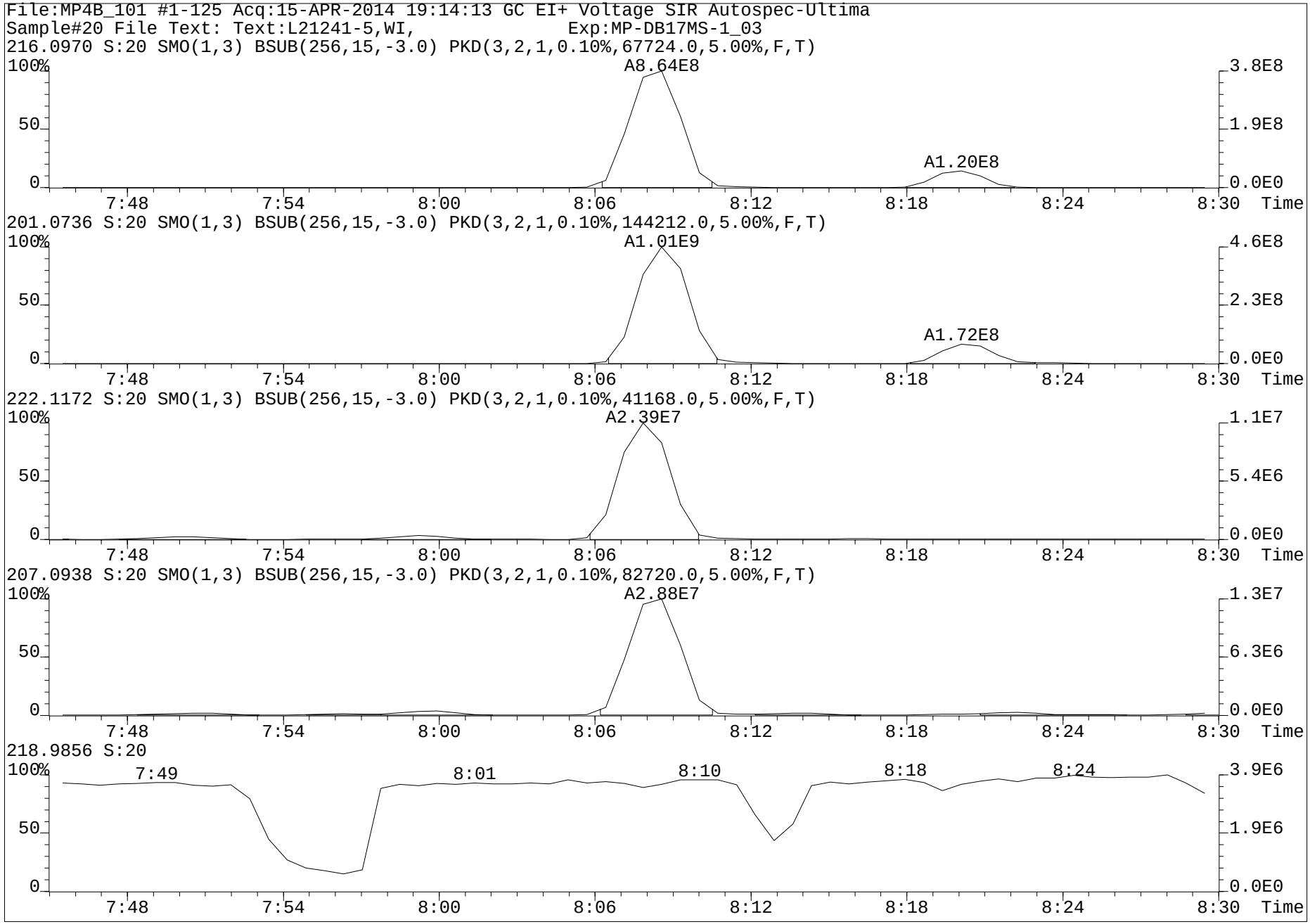
File:MP4B_101 #1-125 Acq:15-APR-2014 19:14:13 GC EI+ Voltage SIR Autospec-Ultima
Sample#20 File Text: Text:L21241-5,WI, Exp:MP-DB17MS-1_03
216.0970 S:20 SMO(1,3) BSUB(256,15,-3.0) PKD(3,2,1,0.10%,67724.0,5.00%,F,T)
A8.64E8
A1.20E8
201.0736 S:20 SMO(1,3) BSUB(256,15,-3.0) PKD(3,2,1,0.10%,144212.0,5.00%,F,T)
A1.01E9
A1.72E8
222.1172 S:20 SMO(1,3) BSUB(256,15,-3.0) PKD(3,2,1,0.10%,41168.0,5.00%,F,T)
A2.39E7
207.0938 S:20 SMO(1,3) BSUB(256,15,-3.0) PKD(3,2,1,0.10%,82720.0,5.00%,F,T)
A2.88E7
218.9856 S:20
7:49
8:01
8:10
8:18
8:24
100%
50
0
3.8E8
1.9E8
0.0E0
4.6E8
2.3E8
1.1E7
5.4E6
1.3E7
6.3E6
3.9E6
1.9E6
7:48
7:54
8:00
8:06
8:12
8:18
8:24
8:30
Time

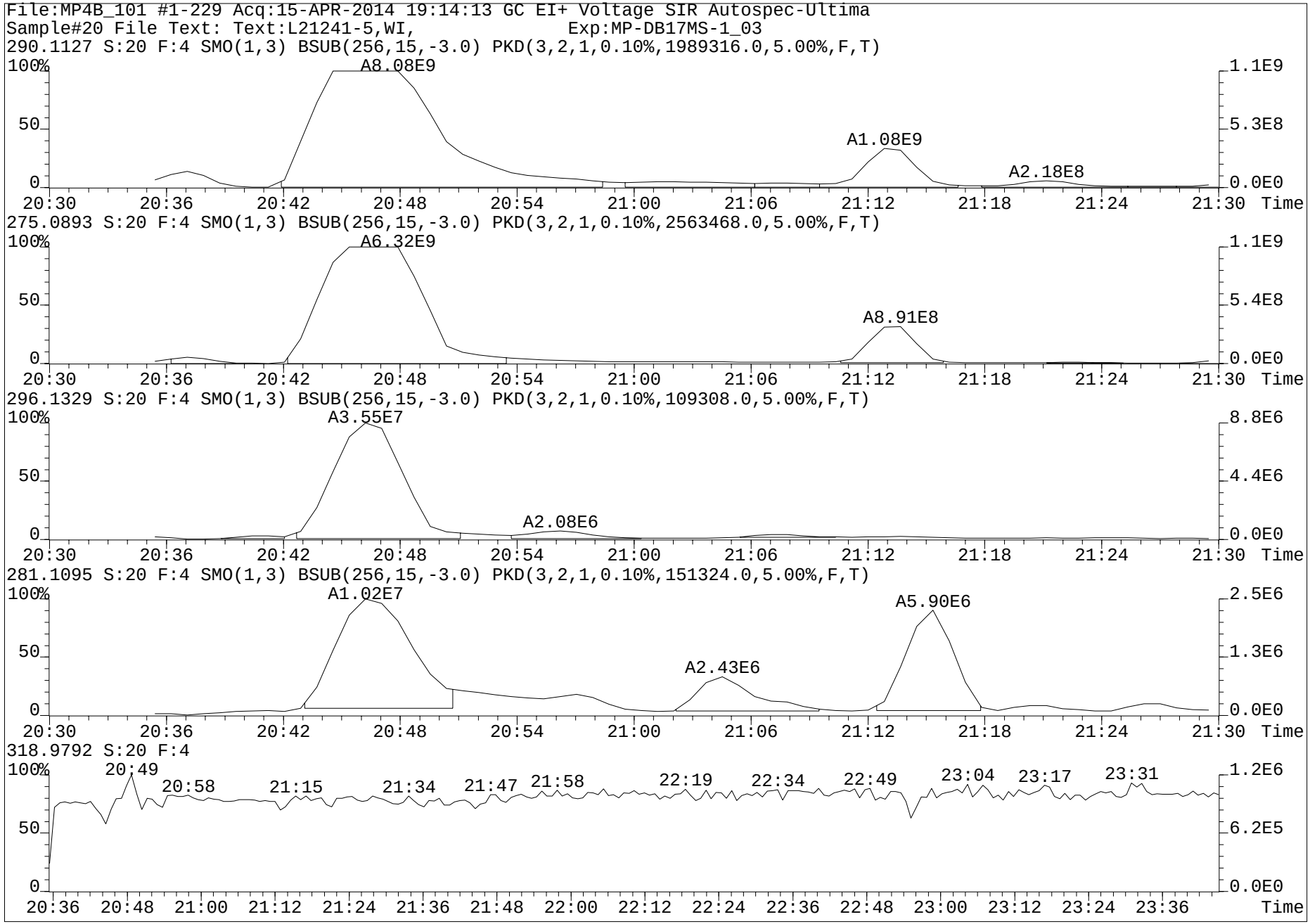
File:MP4B_101 #1-229 Acq:15-APR-2014 19:14:13 GC EI+ Voltage SIR Autospec-Ultima
Sample#20 File Text: Text:L21241-5,WI, Exp:MP-DB17MS-1_03
290.1127 S:20 F:4 SMO(1,3) BSUB(256,15,-3.0) PKD(3,2,1,0.10%,1989316.0,5.00%,F,T)
A8.08E9
A1.08E9
A2.18E8
275.0893 S:20 F:4 SMO(1,3) BSUB(256,15,-3.0) PKD(3,2,1,0.10%,2563468.0,5.00%,F,T)
A6.32E9
A8.91E8
296.1329 S:20 F:4 SMO(1,3) BSUB(256,15,-3.0) PKD(3,2,1,0.10%,109308.0,5.00%,F,T)
A3.55E7
A2.08E6
281.1095 S:20 F:4 SMO(1,3) BSUB(256,15,-3.0) PKD(3,2,1,0.10%,151324.0,5.00%,F,T)
A1.02E7
A5.90E6
A2.43E6
318.9792 S:20 F:4
20:49
20:58
21:15
21:34
21:47
21:58
22:19
22:34
22:49
23:04
23:17
23:31
Time


File:MP4B_101 #1-229 Acq:15-APR-2014 19:14:13 GC EI+ Voltage SIR Autospec-Ultima
Sample#20 File Text: Text:L21241-5,WI, Exp:MP-DB17MS-1_03
316.1283 S:20 F:4 SMO(1,3) BSUB(256,15,-3.0) PKD(3,2,1,0.10%,2227528.0,5.00%,F,T)
A1.81E9
A2.19E9
A3.70E8
A1.14E9
A2.37E8
A1.79E9
A3.06E9
A5.21E8
A2.18E9
A4.30E8
301.1049 S:20 F:4 SMO(1,3) BSUB(256,15,-3.0) PKD(3,2,1,0.10%,3088936.0,5.00%,F,T)
A1.08E9
A1.22E9
A1.56E8
A3.97E8
A1.21E8
A9.02E8
A1.78E9
A2.11E8
A4.03E8
A2.15E8
322.1485 S:20 F:4 SMO(1,3) BSUB(256,15,-3.0) PKD(3,2,1,0.10%,494608.0,5.00%,F,T)
A6.50E7
A4.06E7
307.1251 S:20 F:4 SMO(1,3) BSUB(256,15,-3.0) PKD(3,2,1,0.10%,549912.0,5.00%,F,T)
A2.78E7
A2.56E7
A2.00E7
A5.43E6
A3.35E6
318.9792 S:20 F:4
20:49
20:58
21:15
21:34
21:47
21:58
22:19
22:34
22:49
23:04
23:17
23:31
Time

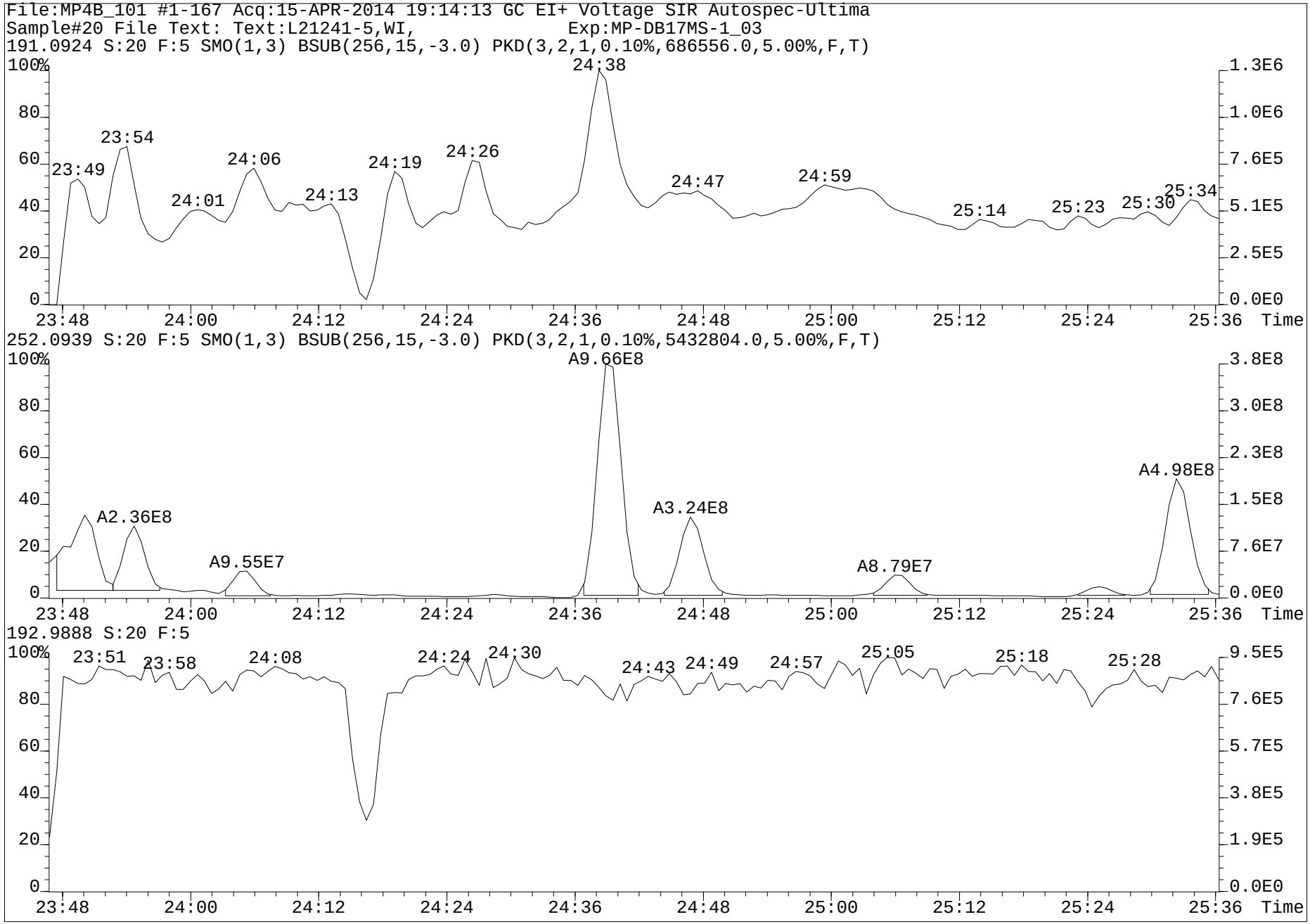
File:MP4B_101 #1-167 Acq:15-APR-2014 19:14:13 GC EI+ Voltage SIR Autospec-Ultima
Sample#20 File Text: Text:L21241-5,WI, Exp:MP-DB17MS-1_03
191.0924 S:20 F:5 SMO(1,3) BSUB(256,15,-3.0) PKD(3,2,1,0.10%,686556.0,5.00%,F,T)
23:49
23:54
24:01
24:06
24:13
24:19
24:26
24:38
24:47
24:59
25:14
25:23
25:30
25:34
252.0939 S:20 F:5 SMO(1,3) BSUB(256,15,-3.0) PKD(3,2,1,0.10%,5432804.0,5.00%,F,T)
A2.36E8
A9.55E7
A9.66E8
A3.24E8
A8.79E7
A4.98E8
192.9888 S:20 F:5
23:51
23:58
24:08
24:24
24:30
24:43
24:49
24:57
25:05
25:18
25:28
Time

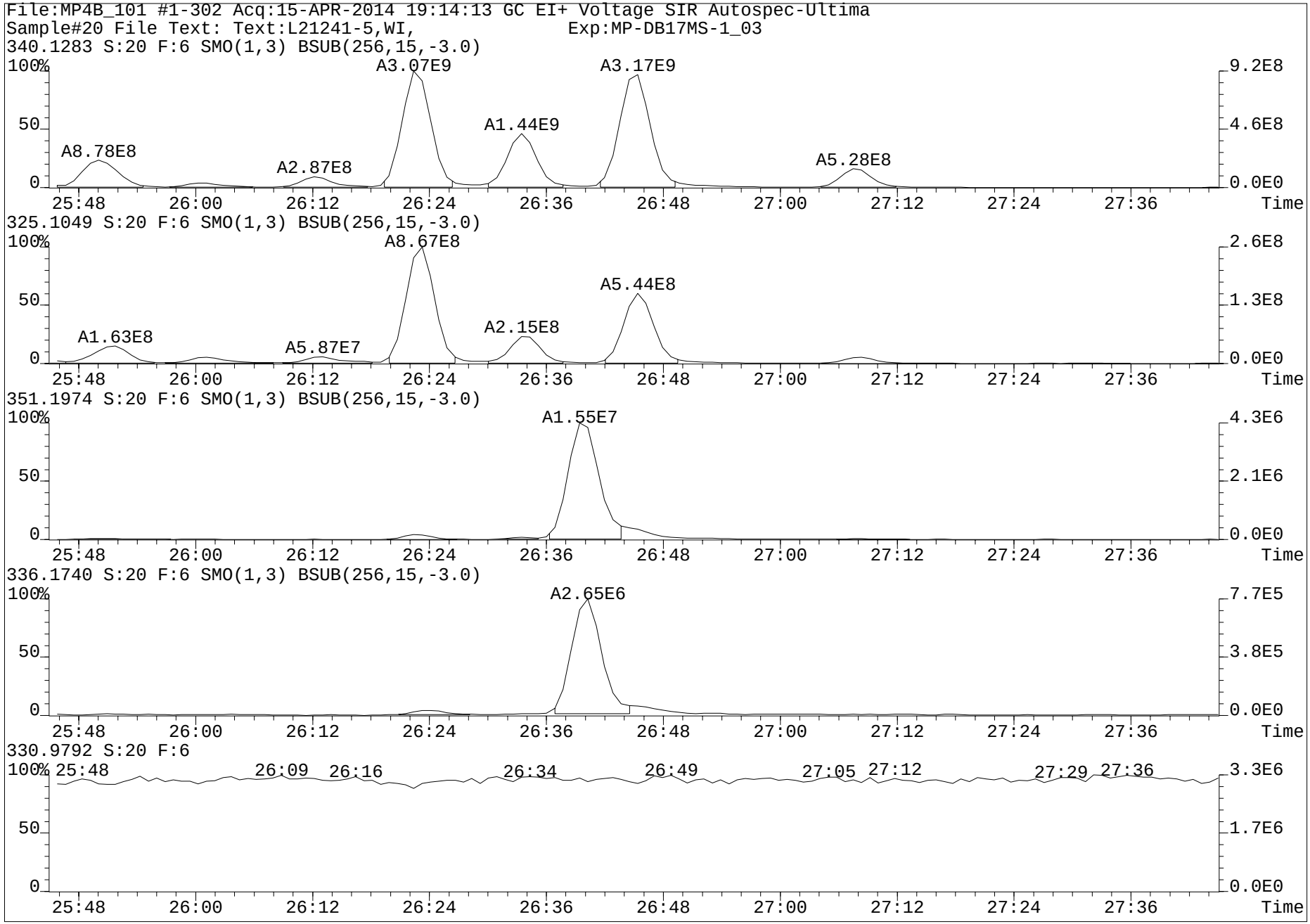
File:MP4B_101 #1-302 Acq:15-APR-2014 19:14:13 GC EI+ Voltage SIR Autospec-Ultima
Sample#20 File Text: Text:L21241-5,WI, Exp:MP-DB17MS-1_03
340.1283 S:20 F:6 SMO(1,3) BSUB(256,15,-3.0)
A8.78E8
A2.87E8
A3.07E9
A1.44E9
A3.17E9
A5.28E8
325.1049 S:20 F:6 SMO(1,3) BSUB(256,15,-3.0)
A1.63E8
A5.87E7
A8.67E8
A2.15E8
A5.44E8
351.1974 S:20 F:6 SMO(1,3) BSUB(256,15,-3.0)
A1.55E7
336.1740 S:20 F:6 SMO(1,3) BSUB(256,15,-3.0)
A2.65E6
330.9792 S:20 F:6
100%
50
0
25:48
26:00
26:12
26:24
26:36
26:48
27:00
27:12
27:24
27:36
Time
9.2E8
4.6E8
0.0E0
2.6E8
1.3E8
4.3E6
2.1E6
7.7E5
3.8E5
3.3E6
1.7E6

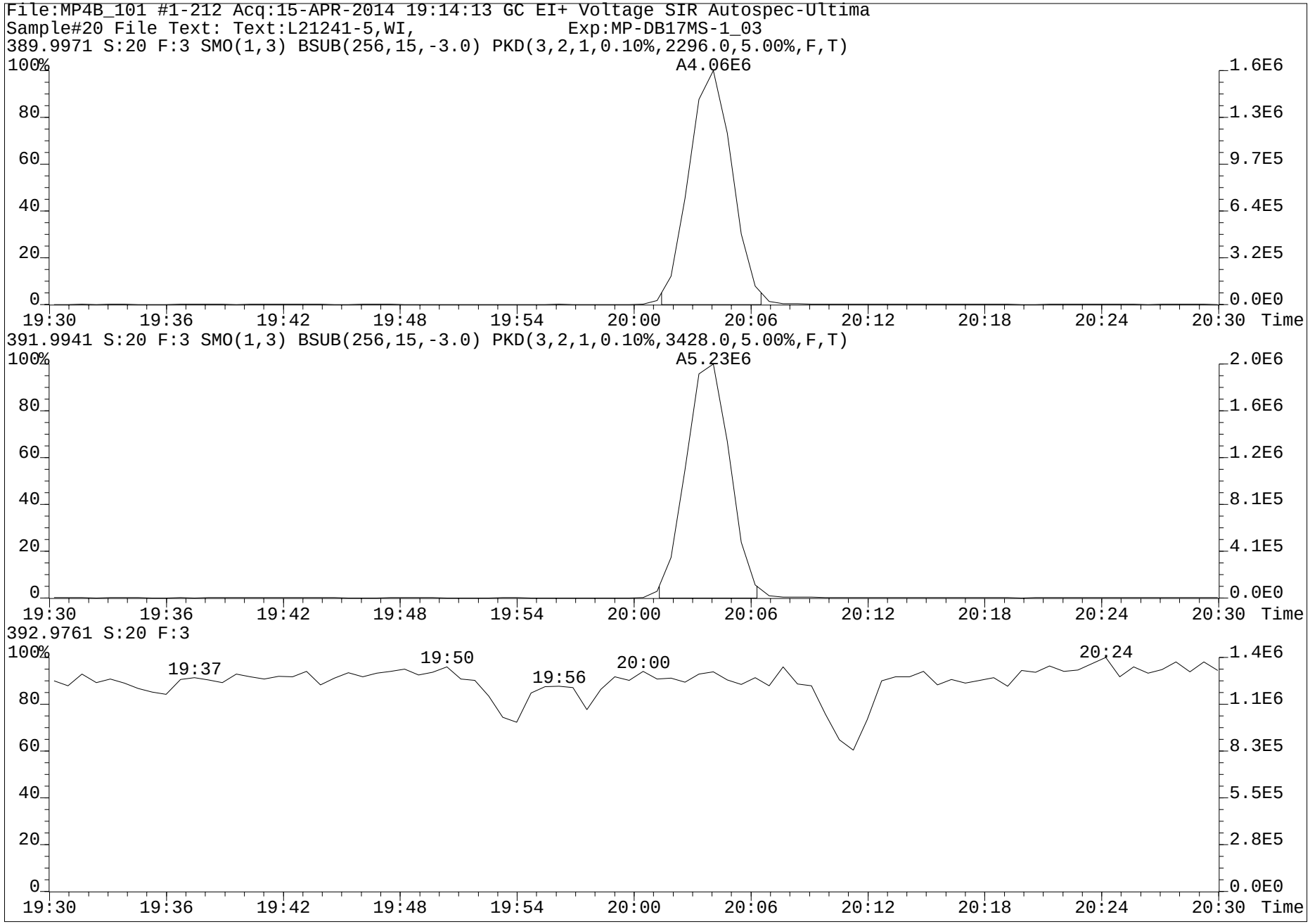
File:MP4B_101 #1-212 Acq:15-APR-2014 19:14:13 GC EI+ Voltage SIR Autospec-Ultima
Sample#20 File Text: Text:L21241-5,WI, Exp:MP-DB17MS-1_03
389.9971 S:20 F:3 SMO(1,3) BSUB(256,15,-3.0) PKD(3,2,1,0.10%,2296.0,5.00%,F,T)
A4.06E6
391.9941 S:20 F:3 SMO(1,3) BSUB(256,15,-3.0) PKD(3,2,1,0.10%,3428.0,5.00%,F,T)
A5.23E6
392.9761 S:20 F:3
19:37
19:50
19:56
20:00
20:24
Time

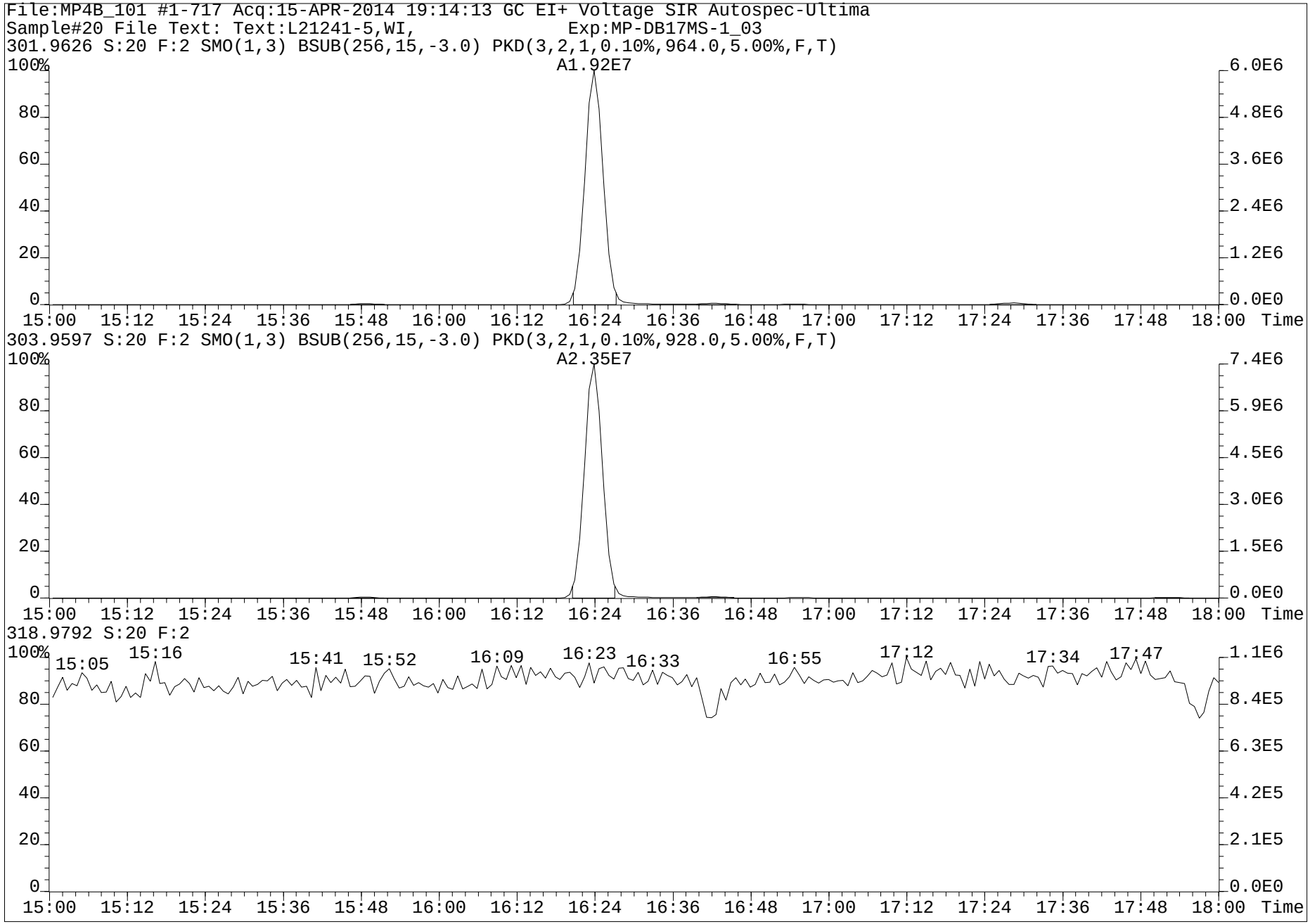
File:MP4B_101 #1-717 Acq:15-APR-2014 19:14:13 GC EI+ Voltage SIR Autospec-Ultima
Sample#20 File Text: Text:L21241-5,WI, Exp:MP-DB17MS-1_03
301.9626 S:20 F:2 SMO(1,3) BSUB(256,15,-3.0) PKD(3,2,1,0.10%,964.0,5.00%,F,T)
A1.92E7
303.9597 S:20 F:2 SMO(1,3) BSUB(256,15,-3.0) PKD(3,2,1,0.10%,928.0,5.00%,F,T)
A2.35E7
318.9792 S:20 F:2
15:05
15:16
15:41
15:52
16:09
16:23
16:33
16:55
17:12
17:34
17:47
Time

www.axysanalytical.com

Run #16 Filename MP4B_101 S: 21 I: 1 Acquired: 15-APR-14 19:47:50 Processed: 16-APR-14 08:57:44
Run: mp4b_101-a Analyte: MP-DB17-S08 Cal: mp4b_099-7a Results: mp4b_101-b Version: V3.6 6-JAN-2000 17:51:42
Sample text: L21241-6,N, Comments: 20,WG47118,2.0/100uL
sample size: 4.000000 conc units: pg/mL total toxicity: 251825» F1: 1.0000 F2: 1.0000

	Typ	Name	#Hom	Resp	RA		RT	Conc	Tox #1	DL	Rec	M?
1	Unk	1-OH-Naphthalene	1	8.14e+07	0.85	n	8:07	50016.058	5002	285.4178	-	n
2	Unk	1-OH-Pyrene	1 OLR	4.82e+09	1.24	n	20:45	795110.610	79511	1294.5967	-	n
3	Unk	3-OH-Chrysene	1	3.72e+08	1.92	n	23:03	149409.995	14941	3096.9130	-	n
4	Unk	3-OH-Benz[a]anthracene	1	9.91e+07	2.38	n	23:13	57767.865	28884	4332.2280	-	n
5	Unk	7,8-OH-Benzo[a]pyrene-C	0	*	*	n	NotFnd	*	*	10123.63»	-	n
6	Unk	7,8-OH-Benzo[a]pyrene-T	0	*	*	n	NotFnd	*	*	9885.4796	-	n
7	Unk	7,8-OH-Benzo[a]pyrene-3	1	8.47e+07	5.28	n	26:13	882874.530	88287	5751.8219	-	n
8	Unk	9-OH-Benzo[a]pyrene	1 OLR	4.24e+08	6.84	n	26:33	591668.846	59167	567.0162	-	n
9	Unk	3-OH-Benzo[a]pyrene	1 OLR	9.52e+08	6.20	n	26:45	771205.769	77121	447.2588	-	n
10	Unk	7,8-OH-Benzo[a]pyrene-4	1	1.45e+08	10.23	n	27:08	2165343.322	2165»	8220.6937	-	n
11	IS	13C6-1-OH-Naphthalene	1	3.37e+06	0.80	n	8:07	1759.540	-	93.4523	70.4	n
12	IS	13C6-1-OH-Pyrene	1	1.42e+07	2.65	n	20:45	4083.937	-	140.4422	163.4	n
13	IS	13C6-1-OH-BAA	1	8.96e+06	2.24	n	22:29	2609.650	-	442.9523	100.4	n
14	IS	13C6-3-OH-Chrysene	1	5.62e+06	2.04	n	23:02	2877.770	-	778.7934	114.0	n
15	IS	D11-3-OH-Benzo[a]pyrene	1	2.22e+06	6.32	n	26:39	4183.692	-	137.2328	163.4	y
16	IS	13C-CL4-OH-PCB-79	1	1.17e+06	0.76	y	20:03	2353.045	-	76.6597	94.1	n
17	IS	13C-CL4-PCB-79	0	*	*	n	NotFnd	*	-	*	Div0	n
18	RS	13C-CL4-PCB-81	1	6.21e+06	0.83	y	16:24	0.633	-	-	0.0	n
19	Tot	Fn1 Lock	-	-			-	-	-	-	-	n
20	Tot	Fn2 Lock	-	-			-	-	-	-	-	n
21	Tot	Fn3 Lock	-	-			-	-	-	-	-	n
22	Tot	Fn4 Lock	-	-			-	-	-	-	-	n
23	Tot	Fn5 Lock	-	-			-	-	-	-	-	n
24	Tot	Fn6 Lock	-	-			-	-	-	-	-	n

SV by MW
21-Apr-14

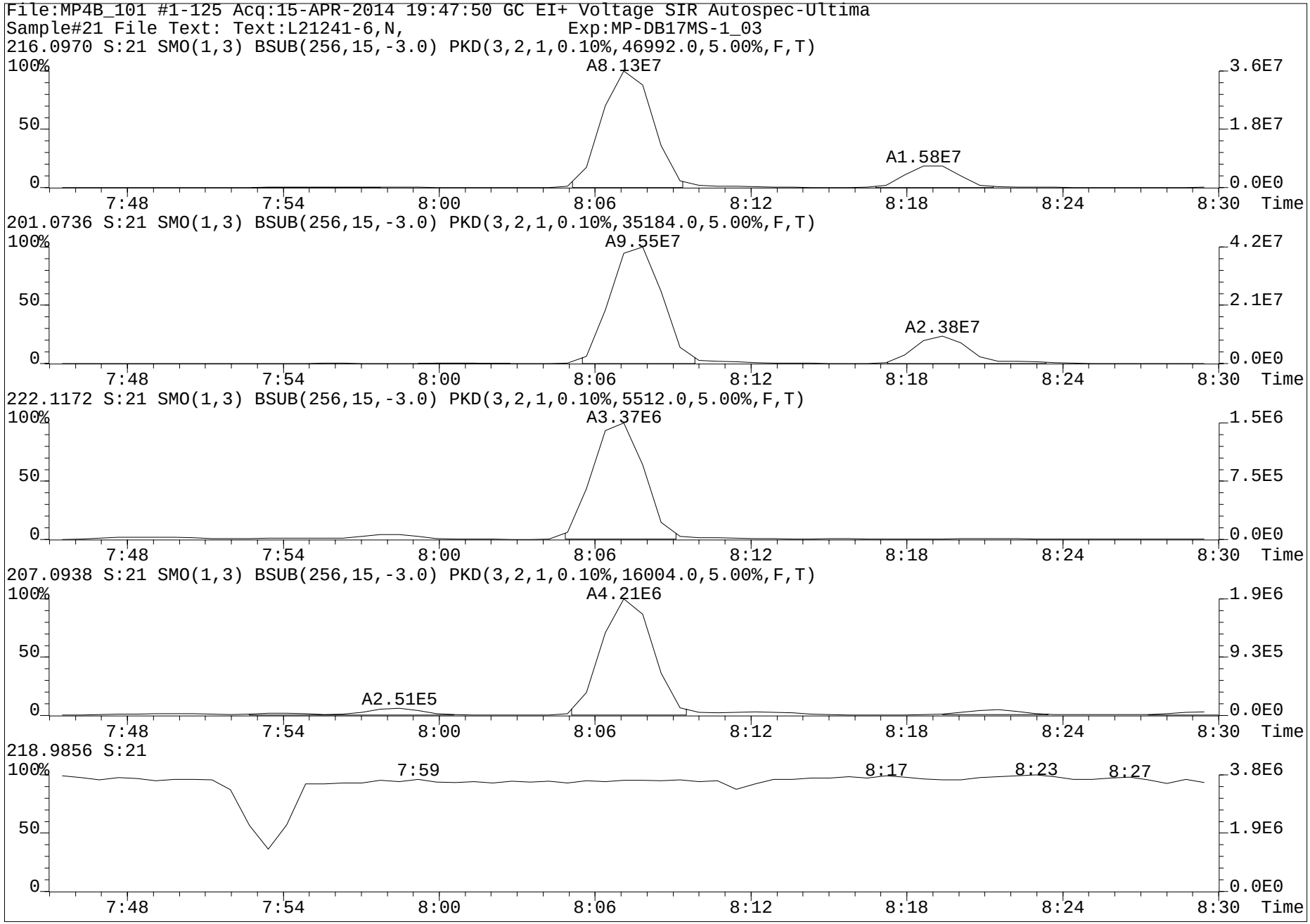
File:MP4B_101 #1-125 Acq:15-APR-2014 19:47:50 GC EI+ Voltage SIR Autospec-Ultima
Sample#21 File Text: Text:L21241-6,N, Exp:MP-DB17MS-1_03
216.0970 S:21 SMO(1,3) BSUB(256,15,-3.0) PKD(3,2,1,0.10%,46992.0,5.00%,F,T)
A8.13E7
A1.58E7
201.0736 S:21 SMO(1,3) BSUB(256,15,-3.0) PKD(3,2,1,0.10%,35184.0,5.00%,F,T)
A9.55E7
A2.38E7
222.1172 S:21 SMO(1,3) BSUB(256,15,-3.0) PKD(3,2,1,0.10%,5512.0,5.00%,F,T)
A3.37E6
207.0938 S:21 SMO(1,3) BSUB(256,15,-3.0) PKD(3,2,1,0.10%,16004.0,5.00%,F,T)
A4.21E6
A2.51E5
218.9856 S:21
7:59
8:17
8:23
8:27
100%
50
0
7:48
7:54
8:00
8:06
8:12
8:18
8:24
8:30
Time
3.6E7
1.8E7
0.0E0
4.2E7
2.1E7
1.5E6
7.5E5
1.9E6
9.3E5
3.8E6


File:MP4B_101 #1-229 Acq:15-APR-2014 19:47:50 GC EI+ Voltage SIR Autospec-Ultima
Sample#21 File Text: Text:L21241-6,N, Exp:MP-DB17MS-1_03
290.1127 S:21 F:4 SMO(1,3) BSUB(256,15,-3.0) PKD(3,2,1,0.10%,411924.0,5.00%,F,T)
A4.81E9
A1.95E8
275.0893 S:21 F:4 SMO(1,3) BSUB(256,15,-3.0) PKD(3,2,1,0.10%,607016.0,5.00%,F,T)
A3.89E9
296.1329 S:21 F:4 SMO(1,3) BSUB(256,15,-3.0) PKD(3,2,1,0.10%,15580.0,5.00%,F,T)
A1.42E7
281.1095 S:21 F:4 SMO(1,3) BSUB(256,15,-3.0) PKD(3,2,1,0.10%,43032.0,5.00%,F,T)
A5.35E6
A2.07E5
A7.02E5
318.9792 S:21 F:4
20:46
20:53
21:14
21:31
21:47
22:01
22:21
22:49
23:04
23:23
23:38
Time

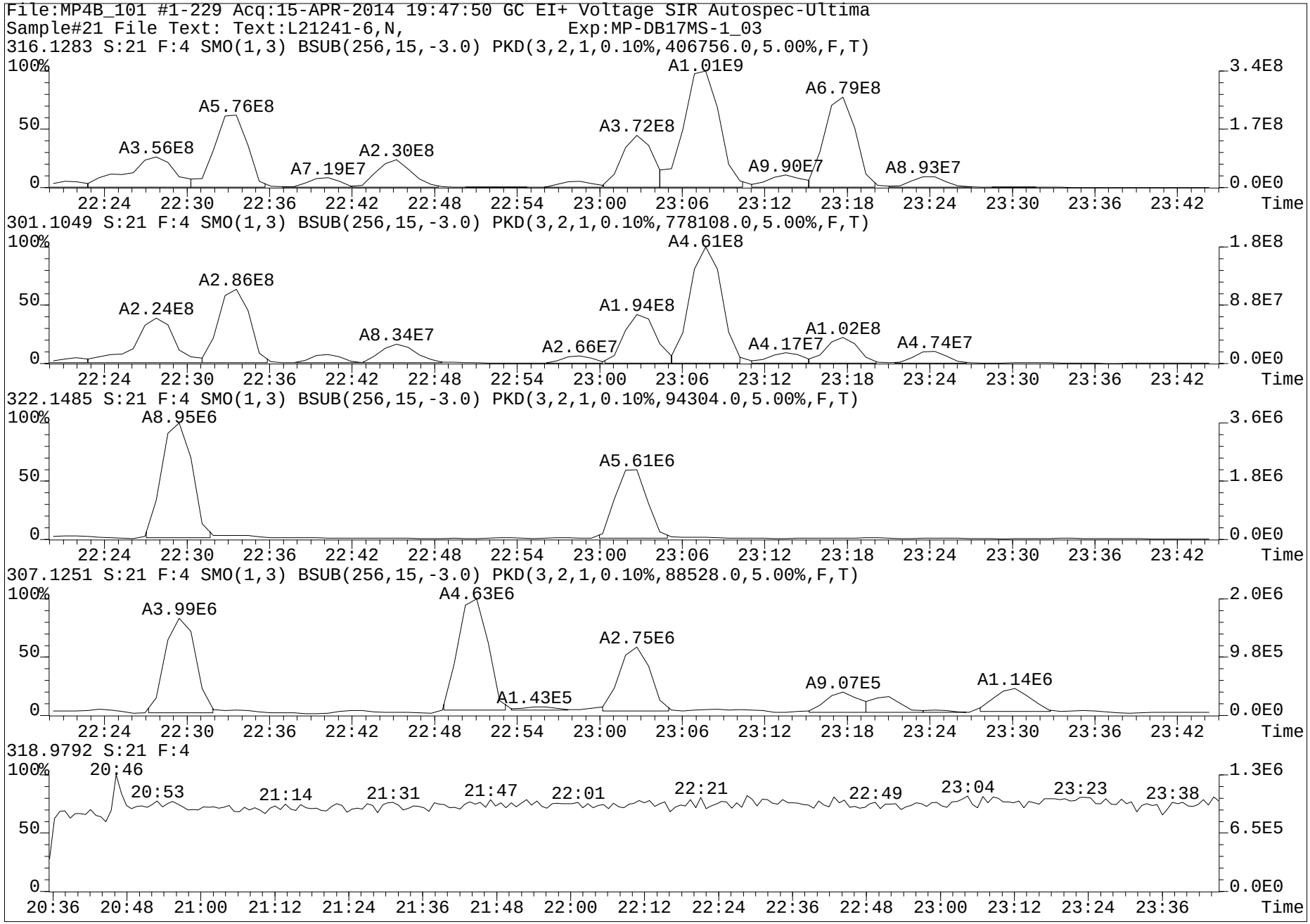
File:MP4B_101 #1-229 Acq:15-APR-2014 19:47:50 GC EI+ Voltage SIR Autospec-Ultima
Sample#21 File Text: Text:L21241-6,N, Exp:MP-DB17MS-1_03
316.1283 S:21 F:4 SMO(1,3) BSUB(256,15,-3.0) PKD(3,2,1,0.10%,406756.0,5.00%,F,T)
A3.56E8
A5.76E8
A7.19E7
A2.30E8
A3.72E8
A1.01E9
A9.90E7
A6.79E8
A8.93E7
301.1049 S:21 F:4 SMO(1,3) BSUB(256,15,-3.0) PKD(3,2,1,0.10%,778108.0,5.00%,F,T)
A2.24E8
A2.86E8
A8.34E7
A2.66E7
A1.94E8
A4.61E8
A4.17E7
A1.02E8
A4.74E7
322.1485 S:21 F:4 SMO(1,3) BSUB(256,15,-3.0) PKD(3,2,1,0.10%,94304.0,5.00%,F,T)
A8.95E6
A5.61E6
307.1251 S:21 F:4 SMO(1,3) BSUB(256,15,-3.0) PKD(3,2,1,0.10%,88528.0,5.00%,F,T)
A3.99E6
A4.63E6
A1.43E5
A2.75E6
A9.07E5
A1.14E6
318.9792 S:21 F:4
20:46
20:53
21:14
21:31
21:47
22:01
22:21
22:49
23:04
23:23
23:38
Time

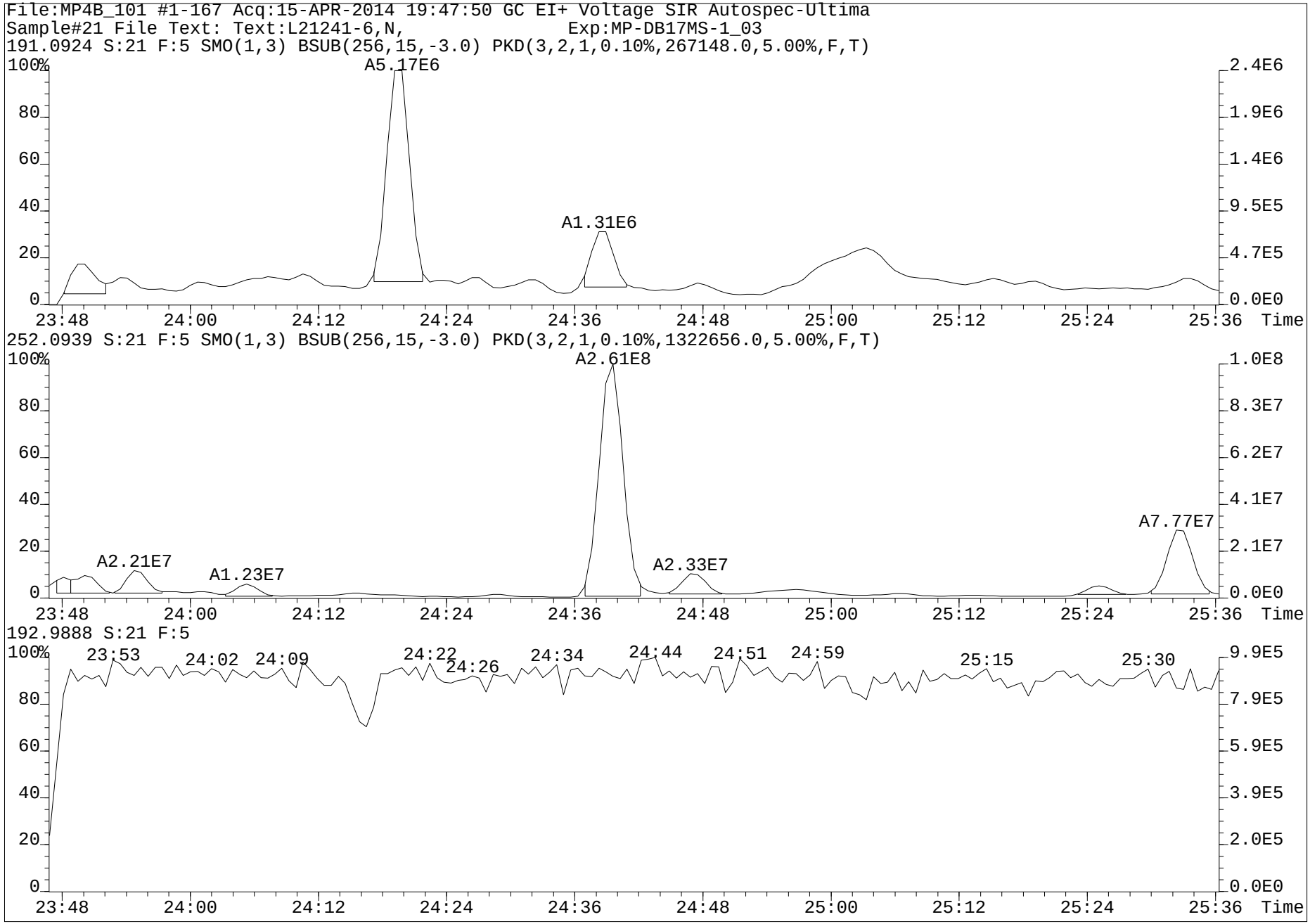
File:MP4B_101 #1-167 Acq:15-APR-2014 19:47:50 GC EI+ Voltage SIR Autospec-Ultima
Sample#21 File Text: Text:L21241-6,N, Exp:MP-DB17MS-1_03
191.0924 S:21 F:5 SMO(1,3) BSUB(256,15,-3.0) PKD(3,2,1,0.10%,267148.0,5.00%,F,T)
A5.17E6
A1.31E6
252.0939 S:21 F:5 SMO(1,3) BSUB(256,15,-3.0) PKD(3,2,1,0.10%,1322656.0,5.00%,F,T)
A2.61E8
A2.21E7
A1.23E7
A2.33E7
A7.77E7
192.9888 S:21 F:5
23:53
24:02
24:09
24:22
24:26
24:34
24:44
24:51
24:59
25:15
25:30
Time

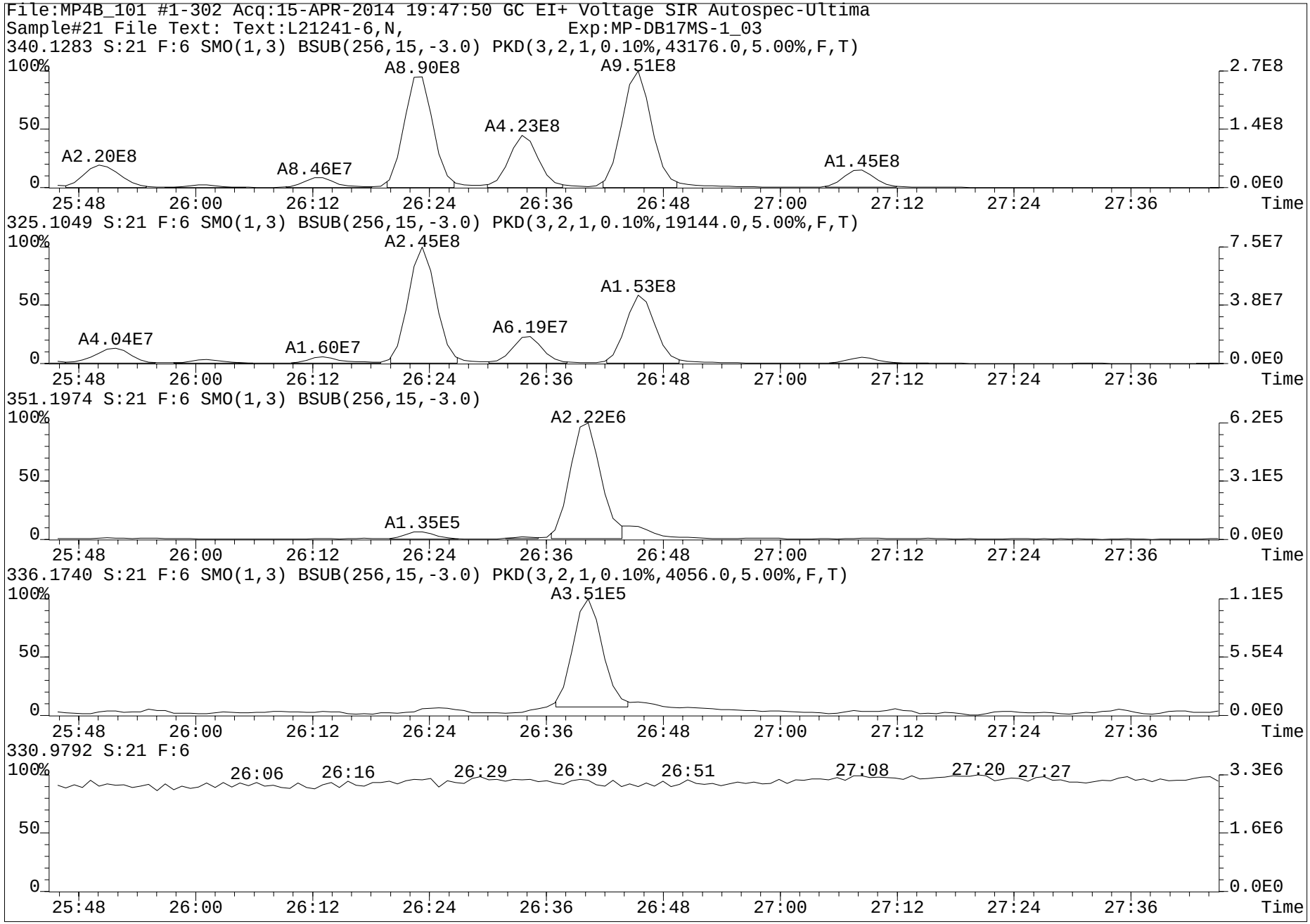
File:MP4B_101 #1-302 Acq:15-APR-2014 19:47:50 GC EI+ Voltage SIR Autospec-Ultima
Sample#21 File Text: Text:L21241-6,N, Exp:MP-DB17MS-1_03
340.1283 S:21 F:6 SMO(1,3) BSUB(256,15,-3.0) PKD(3,2,1,0.10%,43176.0,5.00%,F,T)
A2.20E8
A8.46E7
A8.90E8
A4.23E8
A9.51E8
A1.45E8
325.1049 S:21 F:6 SMO(1,3) BSUB(256,15,-3.0) PKD(3,2,1,0.10%,19144.0,5.00%,F,T)
A4.04E7
A1.60E7
A2.45E8
A6.19E7
A1.53E8
351.1974 S:21 F:6 SMO(1,3) BSUB(256,15,-3.0)
A1.35E5
A2.22E6
336.1740 S:21 F:6 SMO(1,3) BSUB(256,15,-3.0) PKD(3,2,1,0.10%,4056.0,5.00%,F,T)
A3.51E5
330.9792 S:21 F:6
26:06
26:16
26:29
26:39
26:51
27:08
27:20
27:27
100%
50
0
25:48
26:00
26:12
26:24
26:36
26:48
27:00
27:12
27:24
27:36
Time
2.7E8
1.4E8
0.0E0
7.5E7
3.8E7
6.2E5
3.1E5
1.1E5
5.5E4
3.3E6
1.6E6

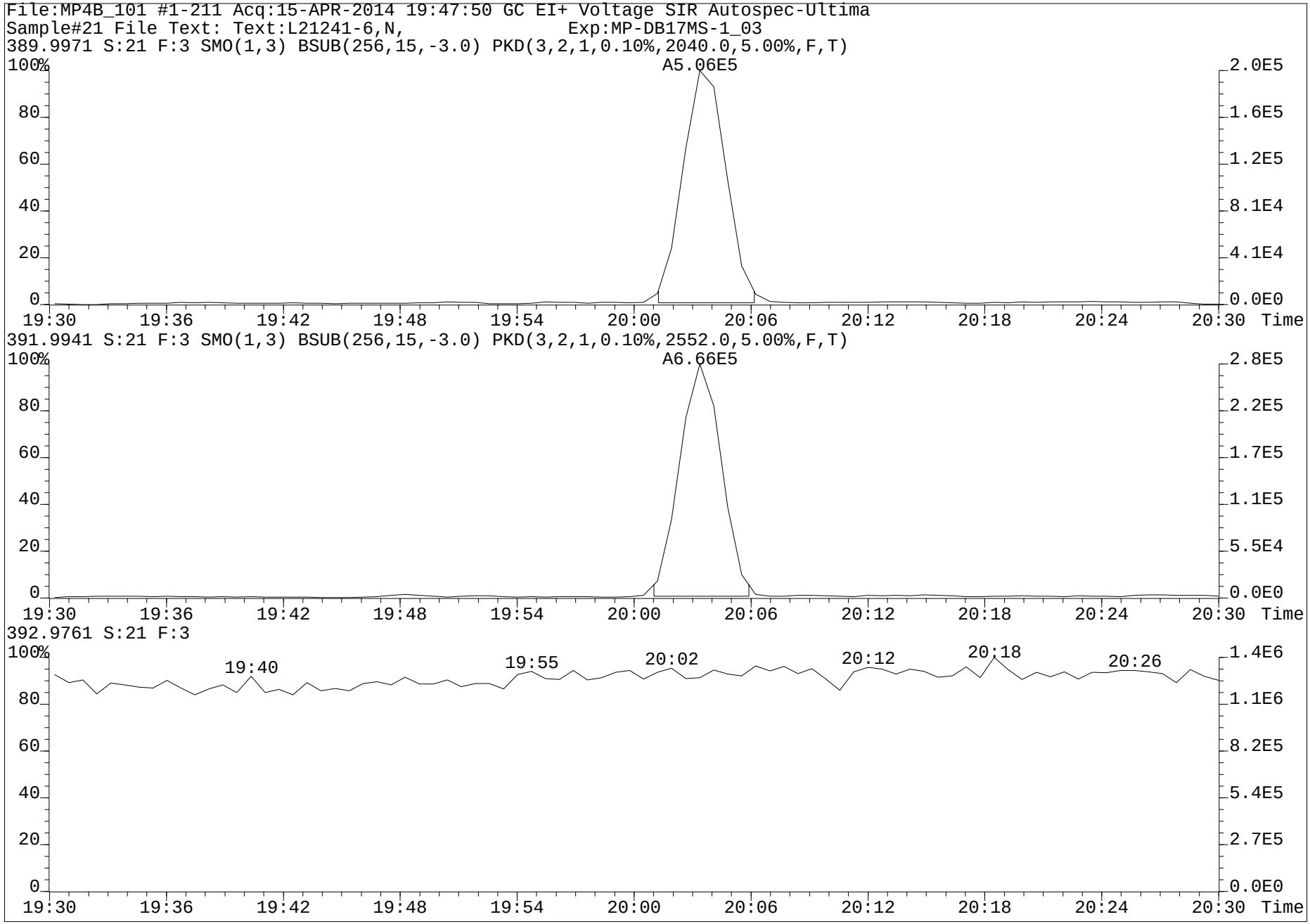
File:MP4B_101 #1-211 Acq:15-APR-2014 19:47:50 GC EI+ Voltage SIR Autospec-Ultima
Sample#21 File Text: Text:L21241-6,N, Exp:MP-DB17MS-1_03
389.9971 S:21 F:3 SMO(1,3) BSUB(256,15,-3.0) PKD(3,2,1,0.10%,2040.0,5.00%,F,T)
A5.06E5
391.9941 S:21 F:3 SMO(1,3) BSUB(256,15,-3.0) PKD(3,2,1,0.10%,2552.0,5.00%,F,T)
A6.66E5
392.9761 S:21 F:3
19:40
19:55
20:02
20:12
20:18
20:26
Time

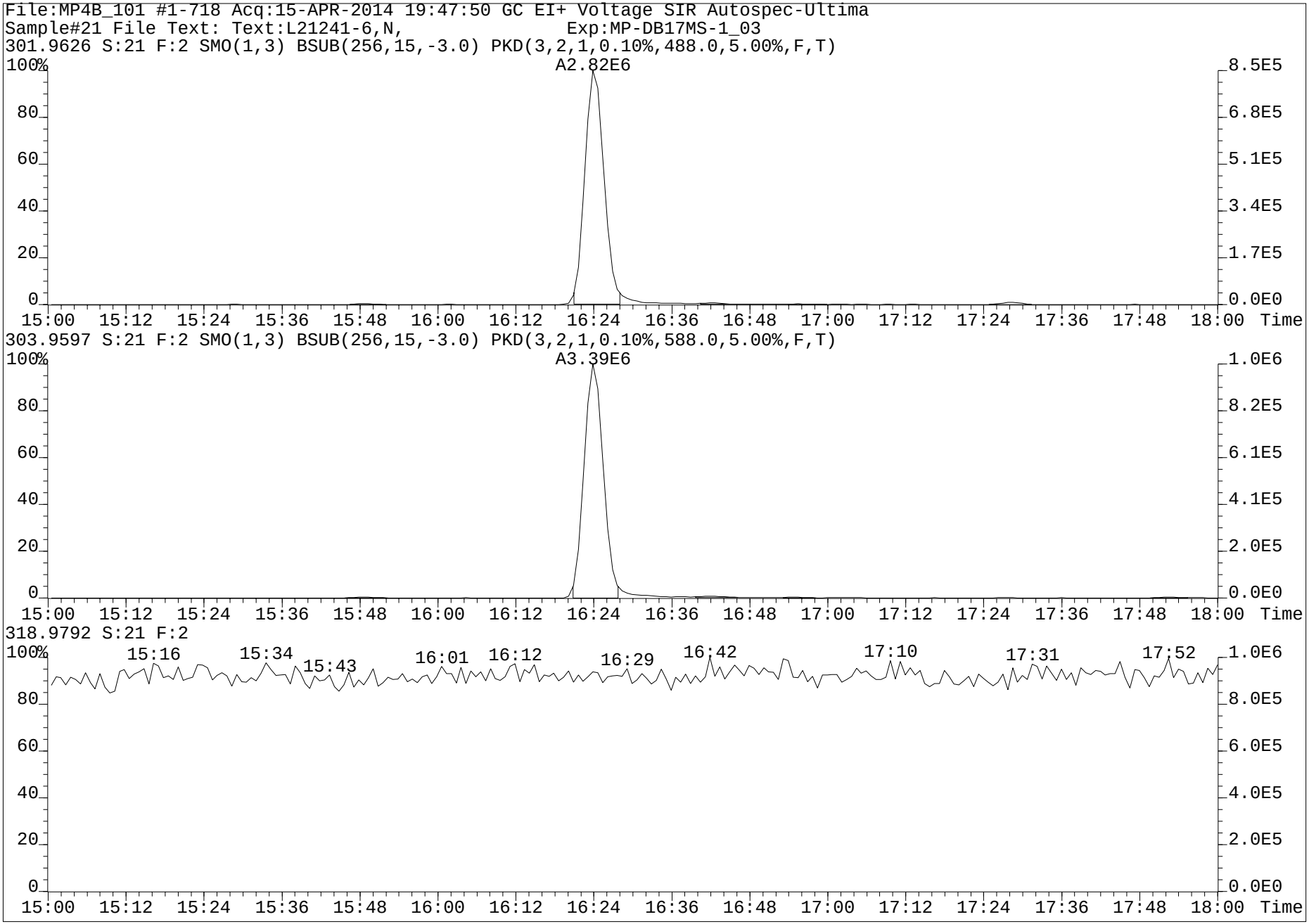
File:MP4B_101 #1-718 Acq:15-APR-2014 19:47:50 GC EI+ Voltage SIR Autospec-Ultima
Sample#21 File Text: Text:L21241-6,N, Exp:MP-DB17MS-1_03
301.9626 S:21 F:2 SMO(1,3) BSUB(256,15,-3.0) PKD(3,2,1,0.10%,488.0,5.00%,F,T)
A2.82E6
303.9597 S:21 F:2 SMO(1,3) BSUB(256,15,-3.0) PKD(3,2,1,0.10%,588.0,5.00%,F,T)
A3.39E6
318.9792 S:21 F:2
15:16
15:34
15:43
16:01
16:12
16:29
16:42
17:10
17:31
17:52
Time

www.axysanalytical.com

Run #16 Filename MP4B_099 S: 18 I: 1 Acquired: 12-APR-14 01:42:35 Processed: 14-APR-14 11:35:36
Run: mp4b_099-A Analyte: MP-DB17-S08 Cal: mp4b_099-7a Results: mp4b_099-a Version: V3.6 6-JAN-2000 17:51:42
Sample text: WG47118-101,,Blank Comments: 1,WG47118,2.0/200uL
sample size: 4.000000 conc units: pg/mL total toxicity: 1221.92 F1: 1.0000 F2: 1.0000

	Typ	Name	#Hom	Resp	RA		RT	Conc	Tox #1	DL	Rec	M?
1	Unk	1-OH-Naphthalene	1	1.54e+08	0.80	n	8:12	4835.935	484	15.9671	-	n
2	Unk	1-OH-Pyrene	1	4.69e+08	3.08	n	20:45	7383.282	738	6.5222	-	n
3	Unk	3-OH-Chrysene	0	*	*	n	NotFnd	*	*	4.3338	-	n
4	Unk	3-OH-Benz[a]anthracene	0	*	*	n	NotFnd	*	*	5.0531	-	n
5	Unk	7,8-OH-Benzo[a]pyrene-C	0	*	*	n	NotFnd	*	*	1029.3730	-	n
6	Unk	7,8-OH-Benzo[a]pyrene-T	0	*	*	n	NotFnd	*	*	1005.1574	-	n
7	Unk	7,8-OH-Benzo[a]pyrene-3	0	*	*	n	NotFnd	*	*	116.3504	-	n
8	Unk	9-OH-Benzo[a]pyrene	0	*	*	n	NotFnd	*	*	5.4467	-	n
9	Unk	3-OH-Benzo[a]pyrene	0	*	*	n	NotFnd	*	*	9.0473	-	n
10	Unk	7,8-OH-Benzo[a]pyrene-4	0	*	*	n	NotFnd	*	*	166.2918	-	n
11	IS	13C6-1-OH-Naphthalene	1	6.57e+07	0.82	n	8:11	1783.268	-	3.5500	71.3	n
12	IS	13C6-1-OH-Pyrene	1	1.49e+08	3.13	n	20:45	2225.898	-	4.7909	89.0	n
13	IS	13C6-1-OH-BAA	1	1.68e+08	2.35	n	22:29	2543.508	-	1.6015	97.8	n
14	IS	13C6-3-OH-Chrysene	1	9.05e+07	1.97	n	23:02	2409.921	-	2.8158	95.4	n
15	IS	D11-3-OH-Benzo[a]pyrene	1	1.90e+07	5.19	n	26:41	1857.872	-	13.8322	72.6	n
16	IS	13C-CL4-OH-PCB-79	1	2.72e+07	0.77	y	20:04	2837.451	-	6.6880	113.5	n
17	IS	13C-CL4-PCB-79	0	*	*	n	NotFnd	*	-	*	Div0	n
18	RS	13C-CL4-PCB-81	1	1.19e+08	0.81	y	16:24	12.172	-	-	0.5	n
19	Tot	Fn1 Lock	-	-			-	-	-	-	-	n
20	Tot	Fn2 Lock	-	-			-	-	-	-	-	n
21	Tot	Fn3 Lock	-	-			-	-	-	-	-	n
22	Tot	Fn4 Lock	-	-			-	-	-	-	-	n
23	Tot	Fn5 Lock	-	-			-	-	-	-	-	n
24	Tot	Fn6 Lock	-	-			-	-	-	-	-	n

pvl by RT 17APR2014

SV by MW
21-Apr-14

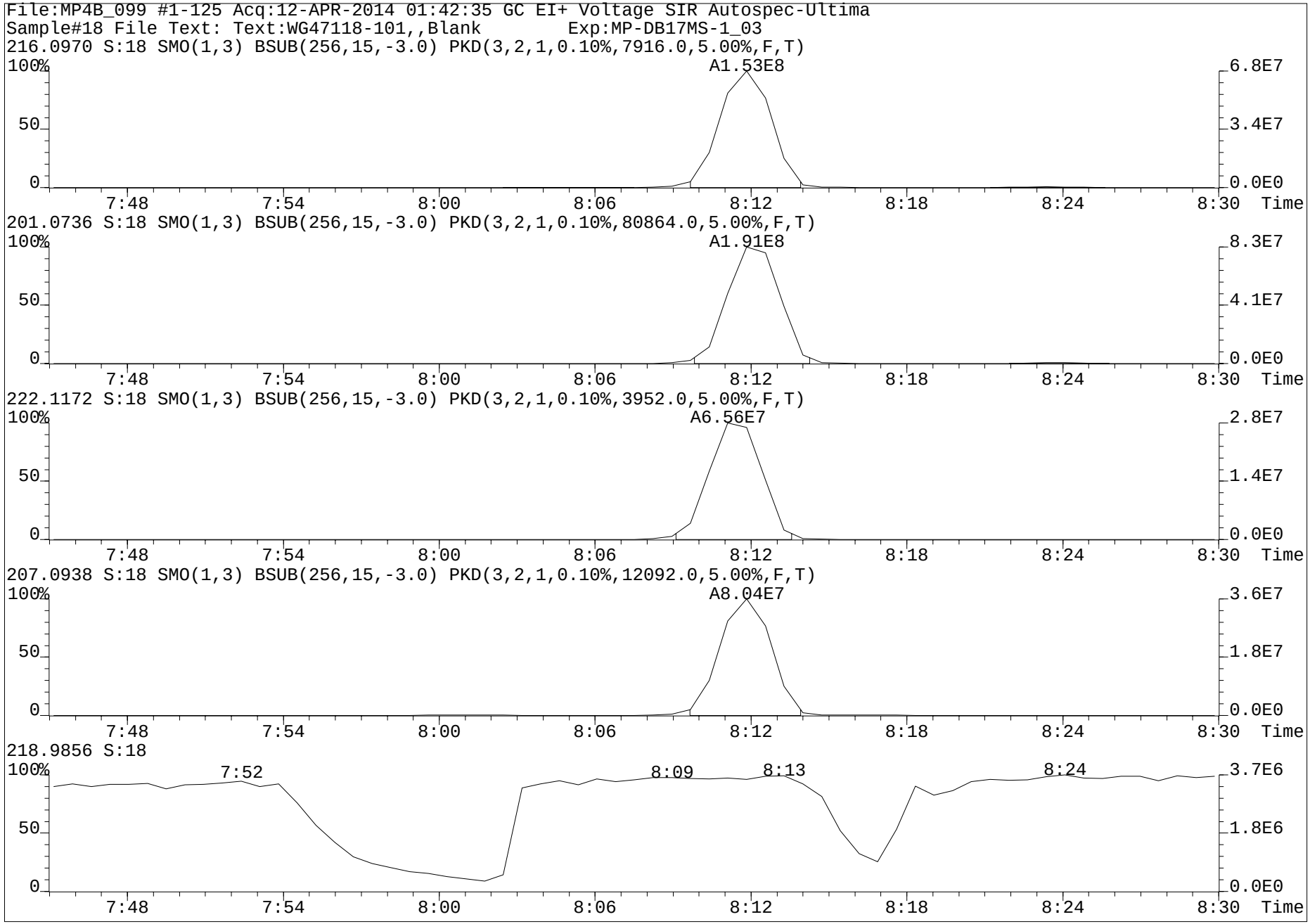
File:MP4B_099 #1-125 Acq:12-APR-2014 01:42:35 GC EI+ Voltage SIR Autospec-Ultima
Sample#18 File Text: Text:WG47118-101,,Blank Exp:MP-DB17MS-1_03
216.0970 S:18 SMO(1,3) BSUB(256,15,-3.0) PKD(3,2,1,0.10%,7916.0,5.00%,F,T)
A1.53E8
6.8E7
3.4E7
0.0E0
201.0736 S:18 SMO(1,3) BSUB(256,15,-3.0) PKD(3,2,1,0.10%,80864.0,5.00%,F,T)
A1.91E8
8.3E7
4.1E7
0.0E0
222.1172 S:18 SMO(1,3) BSUB(256,15,-3.0) PKD(3,2,1,0.10%,3952.0,5.00%,F,T)
A6.56E7
2.8E7
1.4E7
0.0E0
207.0938 S:18 SMO(1,3) BSUB(256,15,-3.0) PKD(3,2,1,0.10%,12092.0,5.00%,F,T)
A8.04E7
3.6E7
1.8E7
0.0E0
218.9856 S:18
7:52
8:09
8:13
8:24
3.7E6
1.8E6
0.0E0
100%
50
0
7:48
7:54
8:00
8:06
8:12
8:18
8:24
8:30
Time

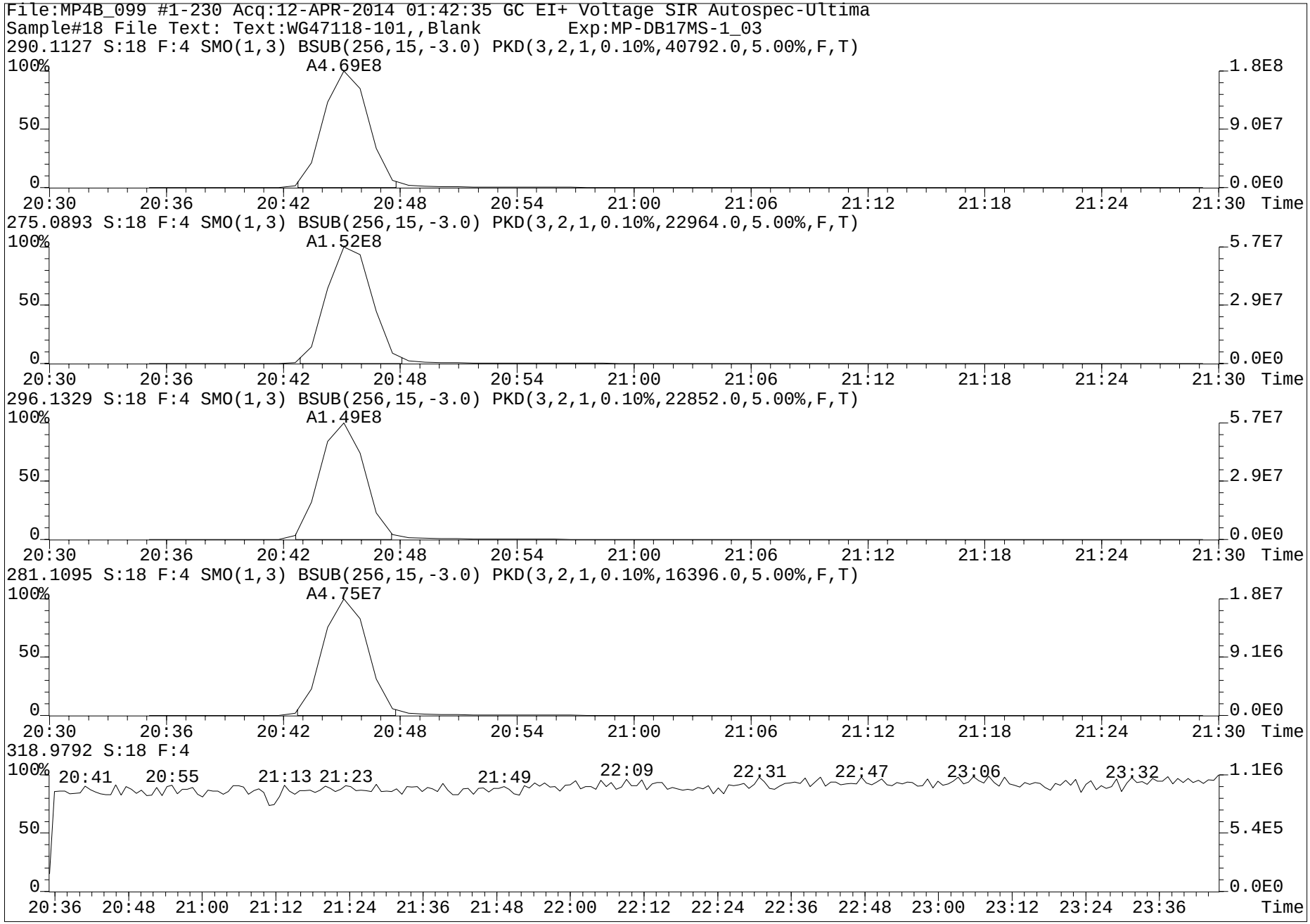
File:MP4B_099 #1-230 Acq:12-APR-2014 01:42:35 GC EI+ Voltage SIR Autospec-Ultima
Sample#18 File Text: Text:WG47118-101,,Blank Exp:MP-DB17MS-1_03
290.1127 S:18 F:4 SMO(1,3) BSUB(256,15,-3.0) PKD(3,2,1,0.10%,40792.0,5.00%,F,T)
A4.69E8
275.0893 S:18 F:4 SMO(1,3) BSUB(256,15,-3.0) PKD(3,2,1,0.10%,22964.0,5.00%,F,T)
A1.52E8
296.1329 S:18 F:4 SMO(1,3) BSUB(256,15,-3.0) PKD(3,2,1,0.10%,22852.0,5.00%,F,T)
A1.49E8
281.1095 S:18 F:4 SMO(1,3) BSUB(256,15,-3.0) PKD(3,2,1,0.10%,16396.0,5.00%,F,T)
A4.75E7
318.9792 S:18 F:4
20:41 20:55 21:13 21:23 21:49 22:09 22:31 22:47 23:06 23:32
Time

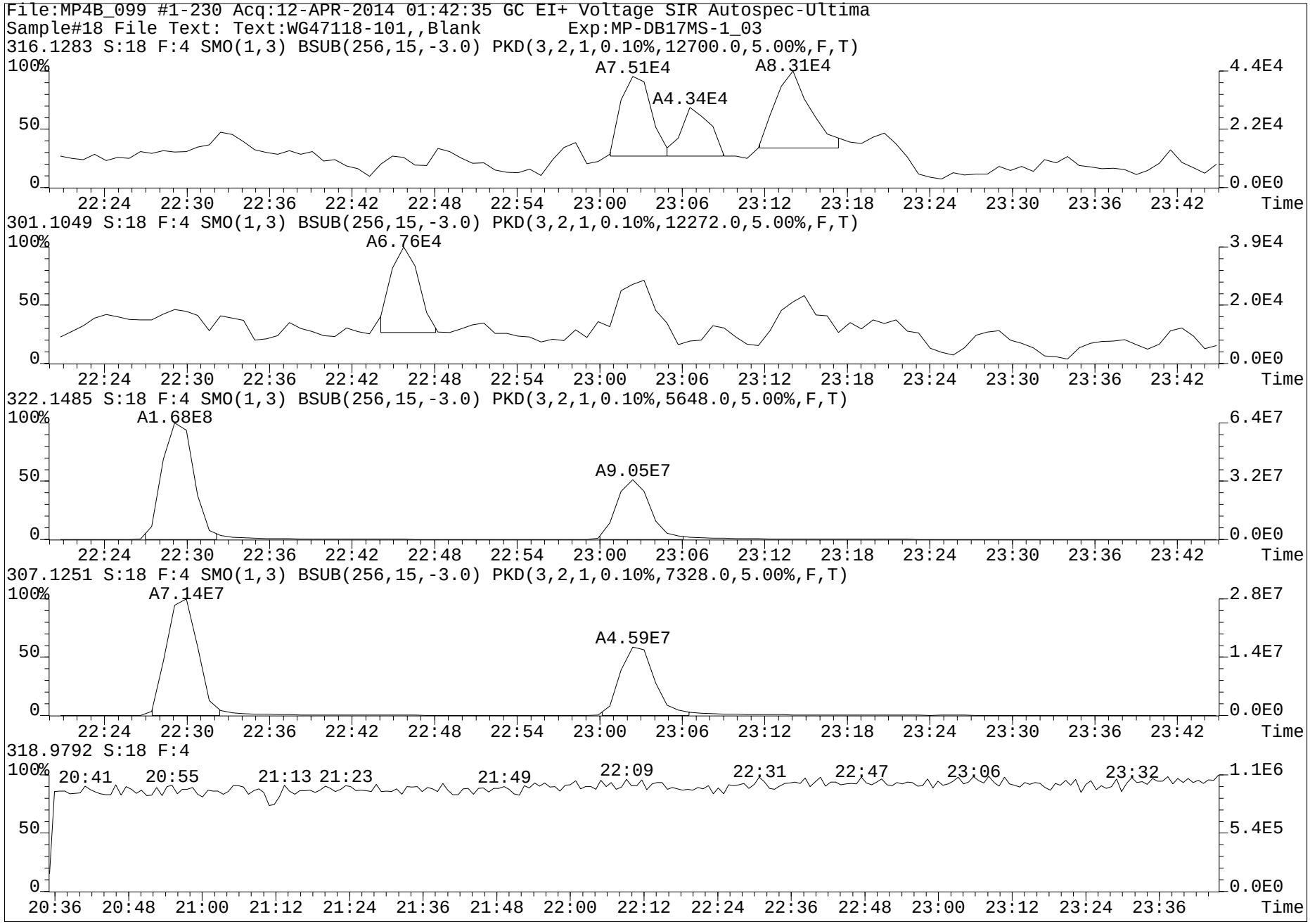
File:MP4B_099 #1-230 Acq:12-APR-2014 01:42:35 GC EI+ Voltage SIR Autospec-Ultima
Sample#18 File Text: Text:WG47118-101,,Blank Exp:MP-DB17MS-1_03
316.1283 S:18 F:4 SMO(1,3) BSUB(256,15,-3.0) PKD(3,2,1,0.10%,12700.0,5.00%,F,T)
A7.51E4
A8.31E4
A4.34E4
301.1049 S:18 F:4 SMO(1,3) BSUB(256,15,-3.0) PKD(3,2,1,0.10%,12272.0,5.00%,F,T)
A6.76E4
322.1485 S:18 F:4 SMO(1,3) BSUB(256,15,-3.0) PKD(3,2,1,0.10%,5648.0,5.00%,F,T)
A1.68E8
A9.05E7
307.1251 S:18 F:4 SMO(1,3) BSUB(256,15,-3.0) PKD(3,2,1,0.10%,7328.0,5.00%,F,T)
A7.14E7
A4.59E7
318.9792 S:18 F:4
20:41
20:55
21:13
21:23
21:49
22:09
22:31
22:47
23:06
23:32
Time

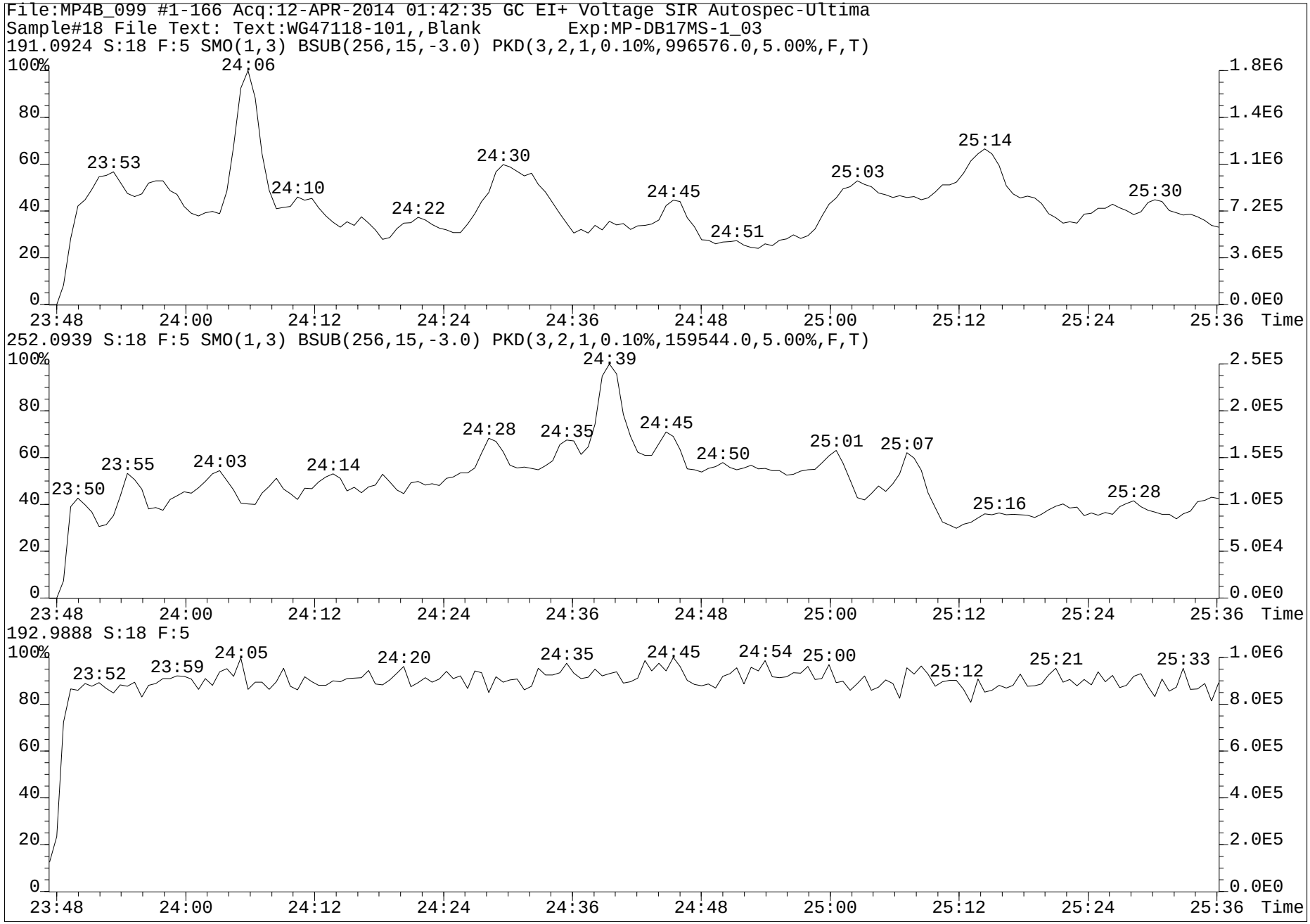
File:MP4B_099 #1-166 Acq:12-APR-2014 01:42:35 GC EI+ Voltage SIR Autospec-Ultima
Sample#18 File Text: Text:WG47118-101,,Blank Exp:MP-DB17MS-1_03
191.0924 S:18 F:5 SMO(1,3) BSUB(256,15,-3.0) PKD(3,2,1,0.10%,996576.0,5.00%,F,T)
100%
80
60
40
20
0
1.8E6
1.4E6
1.1E6
7.2E5
3.6E5
0.0E0
24:06
23:53
24:10
24:22
24:30
24:45
24:51
25:03
25:14
25:30
23:48
24:00
24:12
24:24
24:36
24:48
25:00
25:12
25:24
25:36
Time
252.0939 S:18 F:5 SMO(1,3) BSUB(256,15,-3.0) PKD(3,2,1,0.10%,159544.0,5.00%,F,T)
100%
80
60
40
20
0
2.5E5
2.0E5
1.5E5
1.0E5
5.0E4
0.0E0
24:39
24:28
24:35
24:45
23:50
23:55
24:03
24:14
24:50
25:01
25:07
25:16
25:28
23:48
24:00
24:12
24:24
24:36
24:48
25:00
25:12
25:24
25:36
Time
192.9888 S:18 F:5
100%
80
60
40
20
0
1.0E6
8.0E5
6.0E5
4.0E5
2.0E5
0.0E0
23:52
23:59
24:05
24:20
24:35
24:45
24:54
25:00
25:12
25:21
25:33
23:48
24:00
24:12
24:24
24:36
24:48
25:00
25:12
25:24
25:36
Time

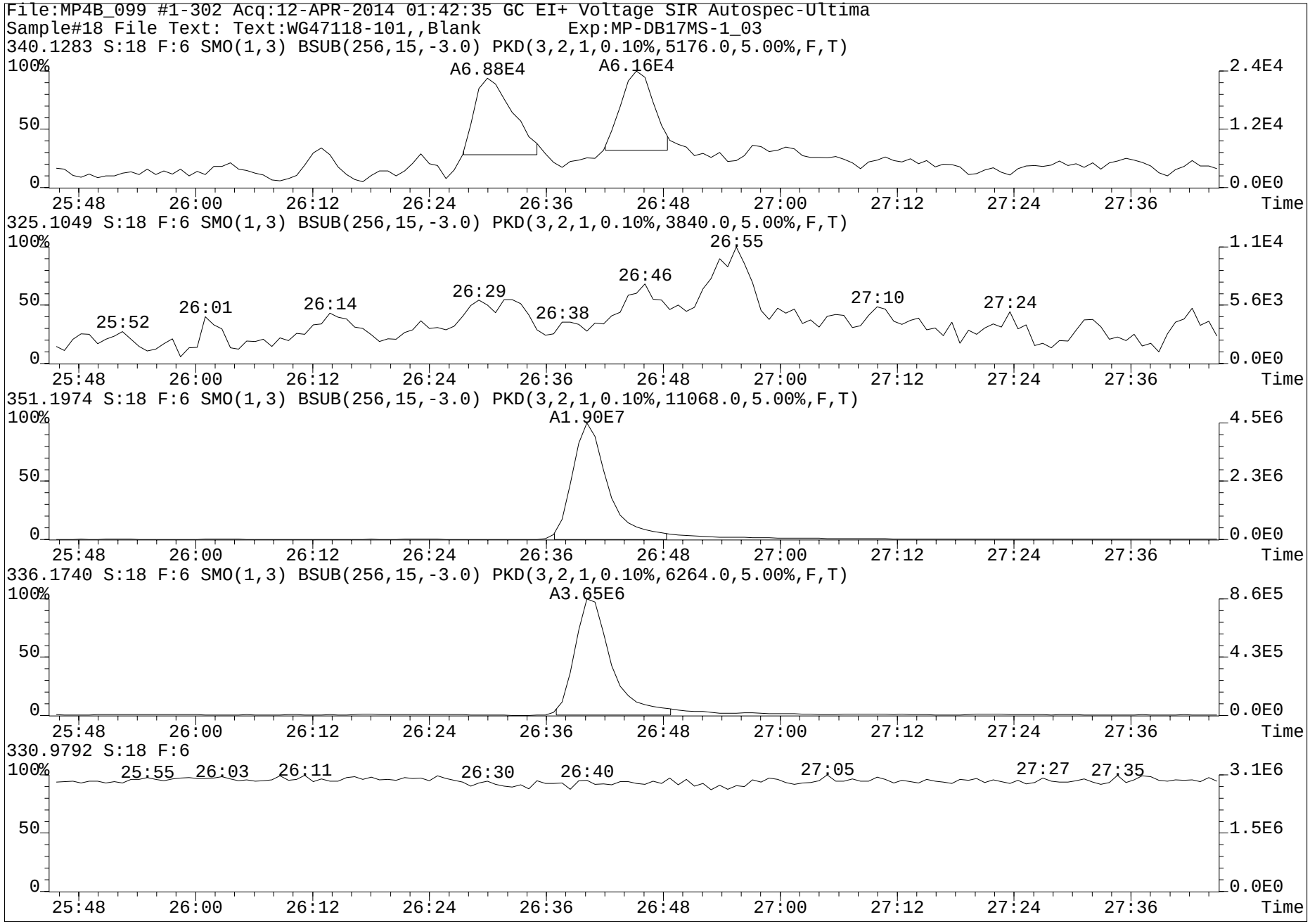
File:MP4B_099 #1-302 Acq:12-APR-2014 01:42:35 GC EI+ Voltage SIR Autospec-Ultima
Sample#18 File Text: Text:WG47118-101,,Blank Exp:MP-DB17MS-1_03
340.1283 S:18 F:6 SMO(1,3) BSUB(256,15,-3.0) PKD(3,2,1,0.10%,5176.0,5.00%,F,T)
A6.88E4
A6.16E4
325.1049 S:18 F:6 SMO(1,3) BSUB(256,15,-3.0) PKD(3,2,1,0.10%,3840.0,5.00%,F,T)
25:52
26:01
26:14
26:29
26:38
26:46
26:55
27:10
27:24
351.1974 S:18 F:6 SMO(1,3) BSUB(256,15,-3.0) PKD(3,2,1,0.10%,11068.0,5.00%,F,T)
A1.90E7
336.1740 S:18 F:6 SMO(1,3) BSUB(256,15,-3.0) PKD(3,2,1,0.10%,6264.0,5.00%,F,T)
A3.65E6
330.9792 S:18 F:6
25:55
26:03
26:11
26:30
26:40
27:05
27:27
27:35
100%
50
0
25:48
26:00
26:12
26:24
26:36
26:48
27:00
27:12
27:24
27:36
Time
2.4E4
1.2E4
0.0E0
1.1E4
5.6E3
4.5E6
2.3E6
8.6E5
4.3E5
3.1E6
1.5E6

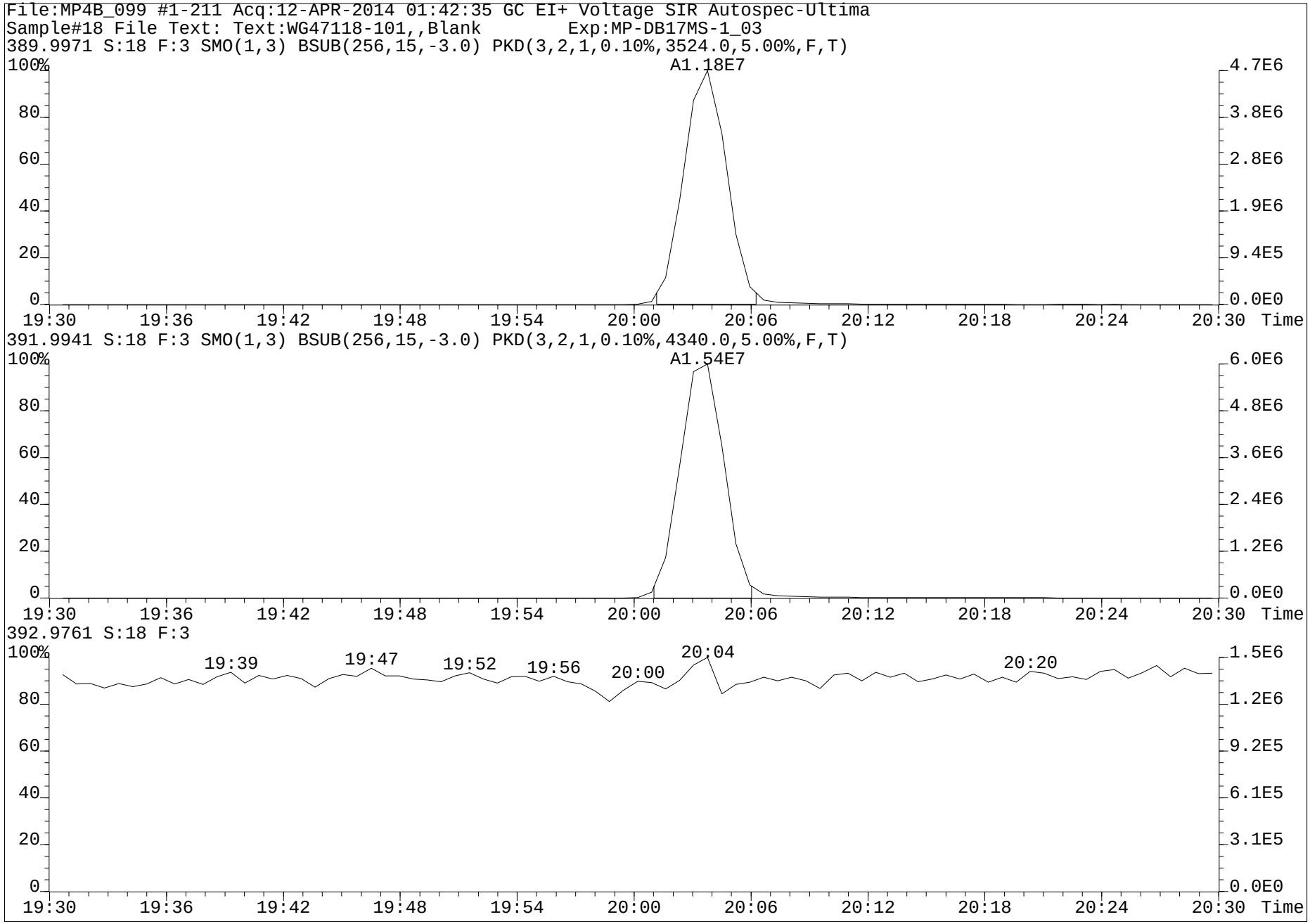
File:MP4B_099 #1-211 Acq:12-APR-2014 01:42:35 GC EI+ Voltage SIR Autospec-Ultima
Sample#18 File Text: Text:WG47118-101,,Blank Exp:MP-DB17MS-1_03
389.9971 S:18 F:3 SMO(1,3) BSUB(256,15,-3.0) PKD(3,2,1,0.10%,3524.0,5.00%,F,T)
A1.18E7
391.9941 S:18 F:3 SMO(1,3) BSUB(256,15,-3.0) PKD(3,2,1,0.10%,4340.0,5.00%,F,T)
A1.54E7
392.9761 S:18 F:3
19:39
19:47
19:52
19:56
20:00
20:04
20:20
Time

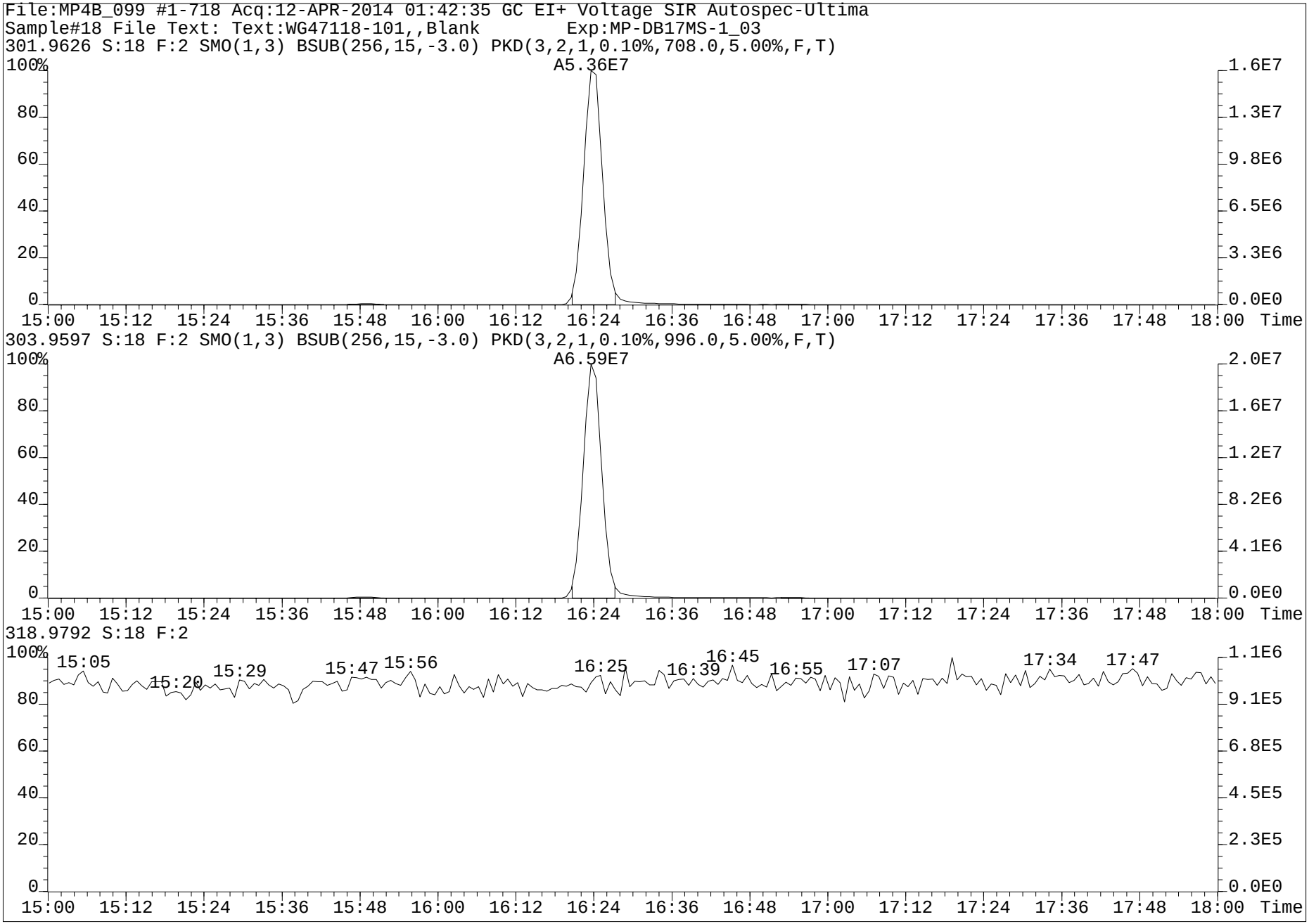
File:MP4B_099 #1-718 Acq:12-APR-2014 01:42:35 GC EI+ Voltage SIR Autospec-Ultima
Sample#18 File Text: Text:WG47118-101,,Blank Exp:MP-DB17MS-1_03
301.9626 S:18 F:2 SMO(1,3) BSUB(256,15,-3.0) PKD(3,2,1,0.10%,708.0,5.00%,F,T)
A5.36E7
303.9597 S:18 F:2 SMO(1,3) BSUB(256,15,-3.0) PKD(3,2,1,0.10%,996.0,5.00%,F,T)
A6.59E7
318.9792 S:18 F:2
15:05
15:20
15:29
15:47
15:56
16:25
16:39
16:45
16:55
17:07
17:34
17:47
Time

Run #17 Filename MP4B_099 S: 19 I: 1 Acquired: 12-APR-14 02:16:15 Processed: 14-APR-14 11:35:36
Run: mp4b_099-A Analyte: MP-DB17-S08 Cal: mp4b_099-7a Results: mp4b_099-a Version: V3.6 6-JAN-2000 17:51:42
Sample text: WG47118-102,,Blank Comments: 1,WG47118,2.0/200uL
sample size: 4.000000 conc units: pg/mL total toxicity: 1294.56 F1: 1.0000 F2: 1.0000

	Typ	Name	#Hom	Resp	RA		RT	Conc	Tox #1	DL	Rec	M?
1	Unk	1-OH-Naphthalene	1	1.94e+08	0.83	n	8:12	5713.036	571	179.9724	-	n
2	Unk	1-OH-Pyrene	1	4.05e+08	3.44	n	20:45	7232.520	723	15.1198	-	n
3	Unk	3-OH-Chrysene	0	*	*	n	NotFnd	*	*	16.0604	-	n
4	Unk	3-OH-Benz[a]anthracene	0	*	*	n	NotFnd	*	*	20.5241	-	n
5	Unk	7,8-OH-Benzo[a]pyrene-C	0	*	*	n	NotFnd	*	*	254.9634	-	n
6	Unk	7,8-OH-Benzo[a]pyrene-T	0	*	*	n	NotFnd	*	*	248.9655	-	n
7	Unk	7,8-OH-Benzo[a]pyrene-3	0	*	*	n	NotFnd	*	*	55.2172	-	n
8	Unk	9-OH-Benzo[a]pyrene	0	*	*	n	NotFnd	*	*	5.6524	-	n
9	Unk	3-OH-Benzo[a]pyrene	0	*	*	n	NotFnd	*	*	4.2937	-	n
10	Unk	7,8-OH-Benzo[a]pyrene-4	0	*	*	n	NotFnd	*	*	78.9182	-	n
11	IS	13C6-1-OH-Naphthalene	1	7.04e+07	0.81	n	8:12	1897.474	-	78.8815	75.9	n
12	IS	13C6-1-OH-Pyrene	1	1.31e+08	3.53	n	20:44	1947.203	-	27.1410	77.9	n
13	IS	13C6-1-OH-BAA	1	2.00e+08	2.41	n	22:29	3011.907	-	19.6871	115.8	n
14	IS	13C6-3-OH-Chrysene	1	1.18e+08	2.06	n	23:02	3116.563	-	34.6137	123.4	n
15	IS	D11-3-OH-Benzo[a]pyrene	1	5.25e+07	5.60	n	26:40	5104.341	-	12.8645	199.4	n
16	IS	13C-CL4-OH-PCB-79	1	2.77e+07	0.77	y	20:03	2865.163	-	11.1606	114.6	n
17	IS	13C-CL4-PCB-79	0	*	*	n	NotFnd	*	-	*	Div0	n
18	RS	13C-CL4-PCB-81	1	1.20e+08	0.81	y	16:23	12.263	-	-	0.5	n
19	Tot	Fn1 Lock	-	-			-	-	-	-	-	n
20	Tot	Fn2 Lock	-	-			-	-	-	-	-	n
21	Tot	Fn3 Lock	-	-			-	-	-	-	-	n
22	Tot	Fn4 Lock	-	-			-	-	-	-	-	n
23	Tot	Fn5 Lock	-	-			-	-	-	-	-	n
24	Tot	Fn6 Lock	-	-			-	-	-	-	-	n

pr'd by RT 17APR2014

SV by [illegible]
21-Apr-14

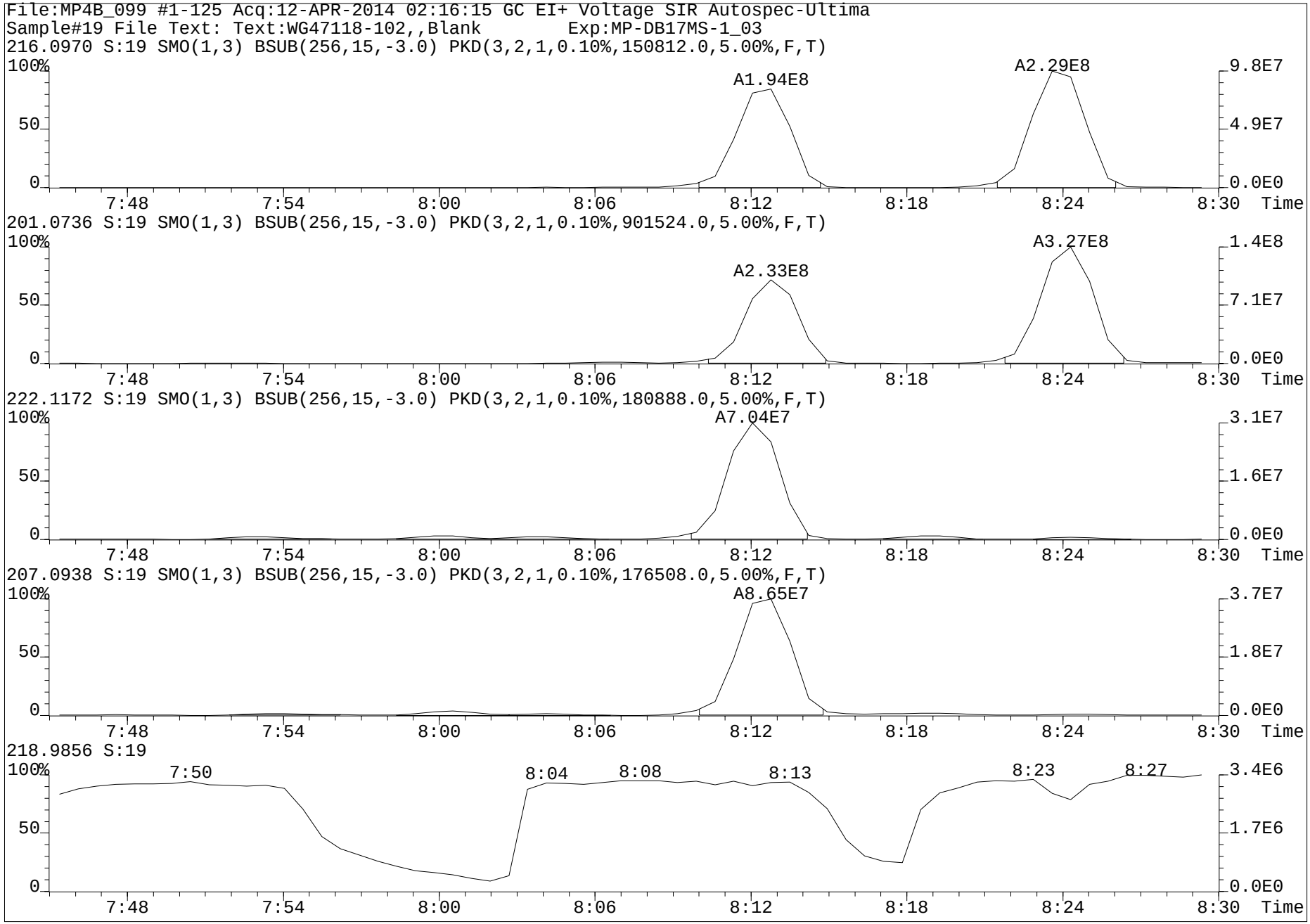
File:MP4B_099 #1-125 Acq:12-APR-2014 02:16:15 GC EI+ Voltage SIR Autospec-Ultima
Sample#19 File Text: Text:WG47118-102,,Blank Exp:MP-DB17MS-1_03
216.0970 S:19 SMO(1,3) BSUB(256,15,-3.0) PKD(3,2,1,0.10%,150812.0,5.00%,F,T)
A1.94E8
A2.29E8
9.8E7
4.9E7
0.0E0
201.0736 S:19 SMO(1,3) BSUB(256,15,-3.0) PKD(3,2,1,0.10%,901524.0,5.00%,F,T)
A2.33E8
A3.27E8
1.4E8
7.1E7
0.0E0
222.1172 S:19 SMO(1,3) BSUB(256,15,-3.0) PKD(3,2,1,0.10%,180888.0,5.00%,F,T)
A7.04E7
3.1E7
1.6E7
0.0E0
207.0938 S:19 SMO(1,3) BSUB(256,15,-3.0) PKD(3,2,1,0.10%,176508.0,5.00%,F,T)
A8.65E7
3.7E7
1.8E7
0.0E0
218.9856 S:19
7:50
8:04
8:08
8:13
8:23
8:27
3.4E6
1.7E6
0.0E0
100%
50
0
7:48
7:54
8:00
8:06
8:12
8:18
8:24
8:30
Time

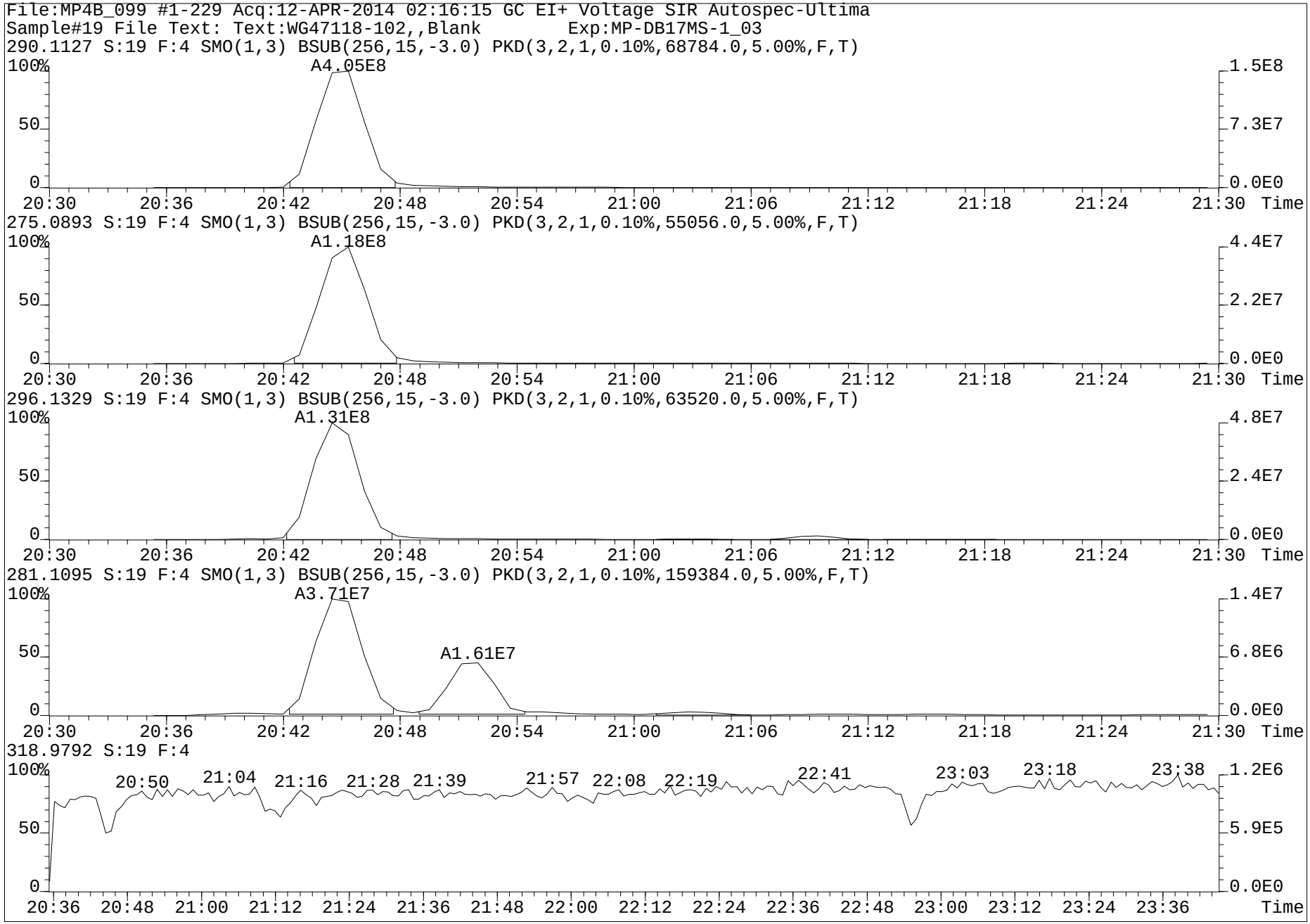
File:MP4B_099 #1-229 Acq:12-APR-2014 02:16:15 GC EI+ Voltage SIR Autospec-Ultima
Sample#19 File Text: Text:WG47118-102,,Blank Exp:MP-DB17MS-1_03
290.1127 S:19 F:4 SMO(1,3) BSUB(256,15,-3.0) PKD(3,2,1,0.10%,68784.0,5.00%,F,T)
A4.05E8
275.0893 S:19 F:4 SMO(1,3) BSUB(256,15,-3.0) PKD(3,2,1,0.10%,55056.0,5.00%,F,T)
A1.18E8
296.1329 S:19 F:4 SMO(1,3) BSUB(256,15,-3.0) PKD(3,2,1,0.10%,63520.0,5.00%,F,T)
A1.31E8
281.1095 S:19 F:4 SMO(1,3) BSUB(256,15,-3.0) PKD(3,2,1,0.10%,159384.0,5.00%,F,T)
A3.71E7
A1.61E7
318.9792 S:19 F:4
20:50
21:04
21:16
21:28
21:39
21:57
22:08
22:19
22:41
23:03
23:18
23:38
Time

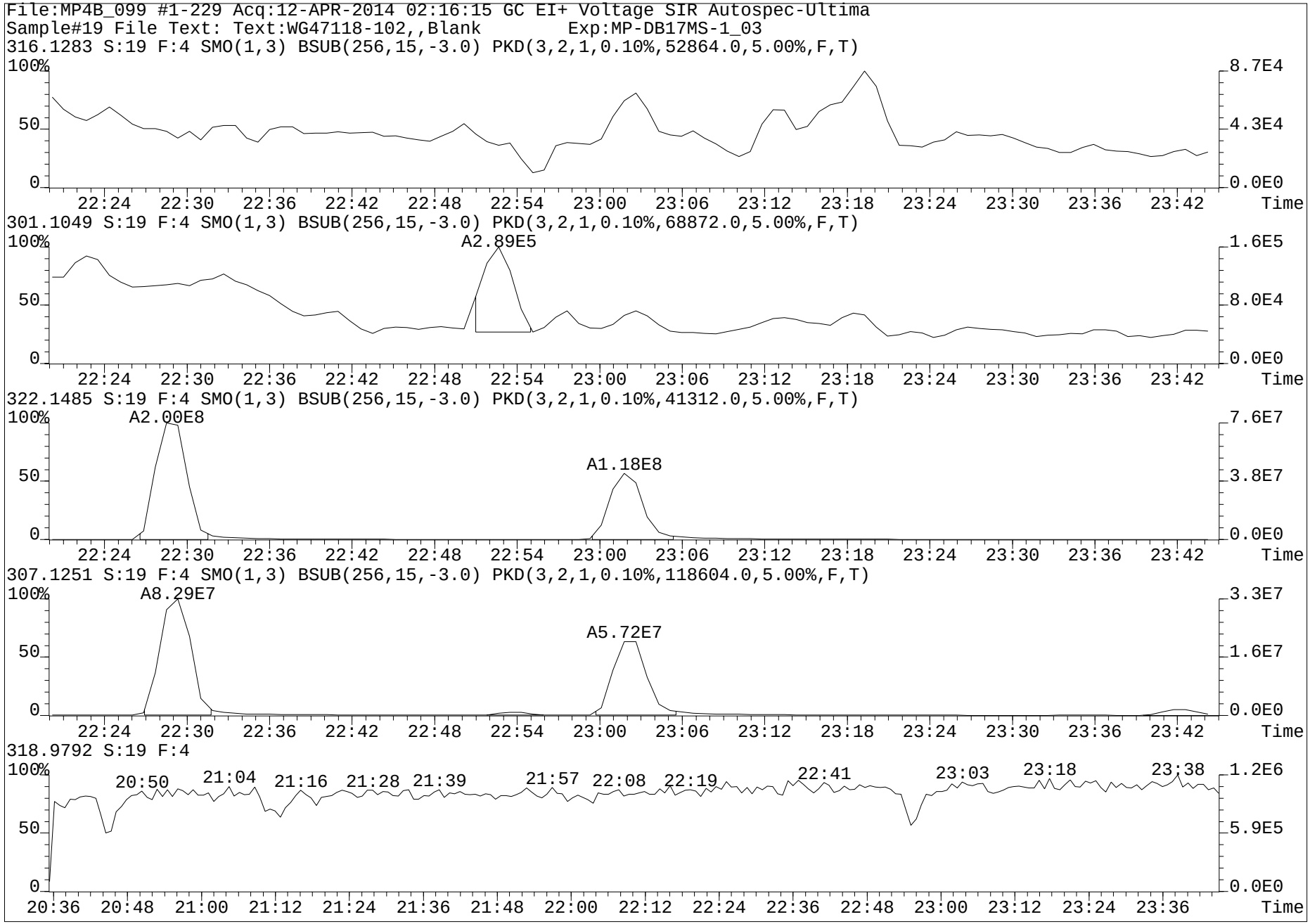
File:MP4B_099 #1-229 Acq:12-APR-2014 02:16:15 GC EI+ Voltage SIR Autospec-Ultima
Sample#19 File Text: Text:WG47118-102,,Blank Exp:MP-DB17MS-1_03
316.1283 S:19 F:4 SMO(1,3) BSUB(256,15,-3.0) PKD(3,2,1,0.10%,52864.0,5.00%,F,T)
100%
50
0
8.7E4
4.3E4
0.0E0
22:24 22:30 22:36 22:42 22:48 22:54 23:00 23:06 23:12 23:18 23:24 23:30 23:36 23:42 Time
301.1049 S:19 F:4 SMO(1,3) BSUB(256,15,-3.0) PKD(3,2,1,0.10%,68872.0,5.00%,F,T)
100%
A2.89E5
50
0
1.6E5
8.0E4
0.0E0
22:24 22:30 22:36 22:42 22:48 22:54 23:00 23:06 23:12 23:18 23:24 23:30 23:36 23:42 Time
322.1485 S:19 F:4 SMO(1,3) BSUB(256,15,-3.0) PKD(3,2,1,0.10%,41312.0,5.00%,F,T)
100%
A2.00E8
A1.18E8
50
0
7.6E7
3.8E7
0.0E0
22:24 22:30 22:36 22:42 22:48 22:54 23:00 23:06 23:12 23:18 23:24 23:30 23:36 23:42 Time
307.1251 S:19 F:4 SMO(1,3) BSUB(256,15,-3.0) PKD(3,2,1,0.10%,118604.0,5.00%,F,T)
100%
A8.29E7
A5.72E7
50
0
3.3E7
1.6E7
0.0E0
22:24 22:30 22:36 22:42 22:48 22:54 23:00 23:06 23:12 23:18 23:24 23:30 23:36 23:42 Time
318.9792 S:19 F:4
100%
20:50 21:04 21:16 21:28 21:39 21:57 22:08 22:19 22:41 23:03 23:18 23:38
50
0
1.2E6
5.9E5
0.0E0
20:36 20:48 21:00 21:12 21:24 21:36 21:48 22:00 22:12 22:24 22:36 22:48 23:00 23:12 23:24 23:36 Time

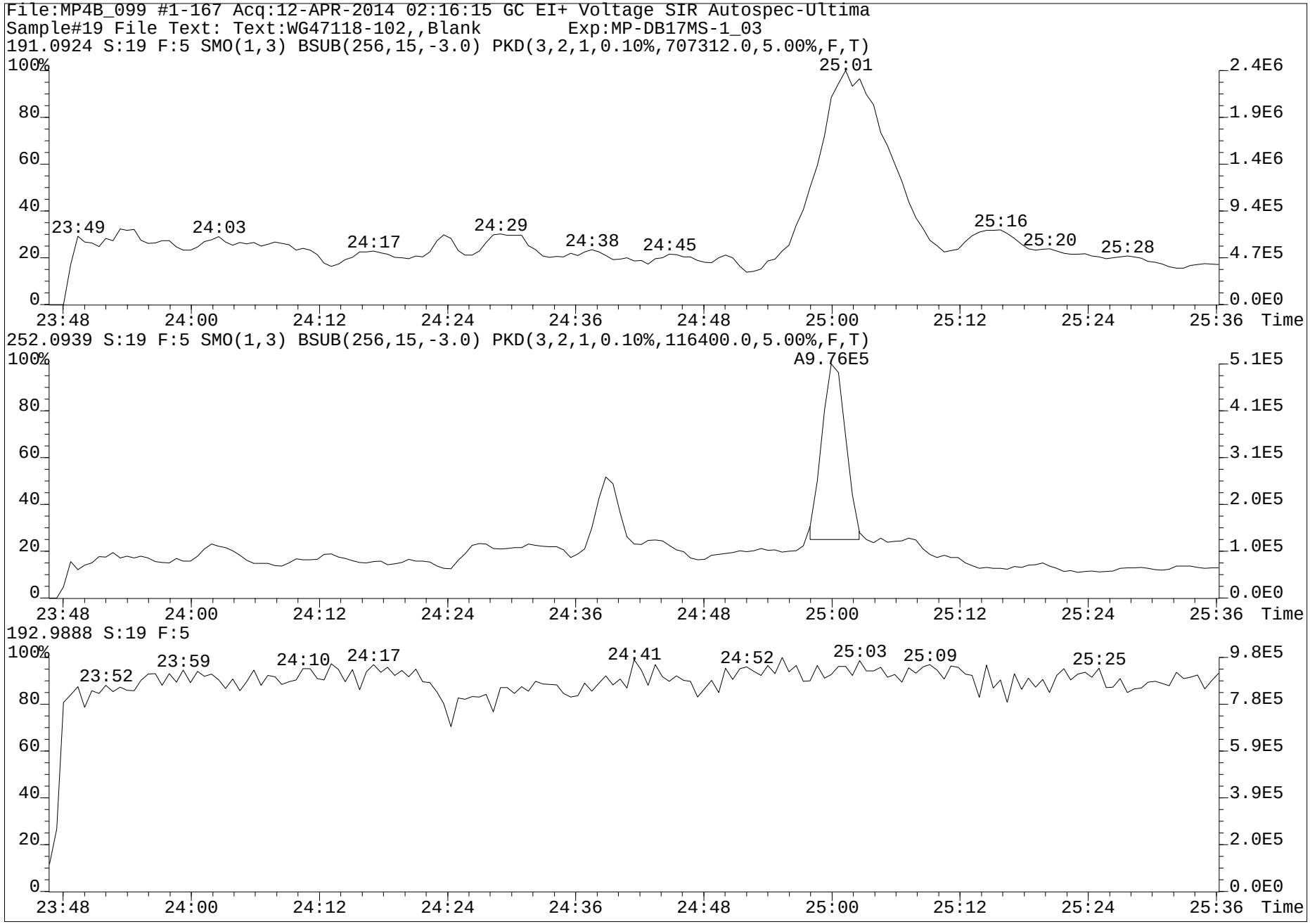
File:MP4B_099 #1-167 Acq:12-APR-2014 02:16:15 GC EI+ Voltage SIR Autospec-Ultima
Sample#19 File Text: Text:WG47118-102,,Blank Exp:MP-DB17MS-1_03
191.0924 S:19 F:5 SMO(1,3) BSUB(256,15,-3.0) PKD(3,2,1,0.10%,707312.0,5.00%,F,T)
100%
80
60
40
20
0
2.4E6
1.9E6
1.4E6
9.4E5
4.7E5
0.0E0
25:01
23:49
24:03
24:17
24:29
24:38
24:45
25:16
25:20
25:28
23:48
24:00
24:12
24:24
24:36
24:48
25:00
25:12
25:24
25:36
Time
252.0939 S:19 F:5 SMO(1,3) BSUB(256,15,-3.0) PKD(3,2,1,0.10%,116400.0,5.00%,F,T)
100%
80
60
40
20
0
5.1E5
4.1E5
3.1E5
2.0E5
1.0E5
0.0E0
A9.76E5
23:48
24:00
24:12
24:24
24:36
24:48
25:00
25:12
25:24
25:36
Time
192.9888 S:19 F:5
100%
80
60
40
20
0
9.8E5
7.8E5
5.9E5
3.9E5
2.0E5
0.0E0
23:52
23:59
24:10
24:17
24:41
24:52
25:03
25:09
25:25
23:48
24:00
24:12
24:24
24:36
24:48
25:00
25:12
25:24
25:36
Time

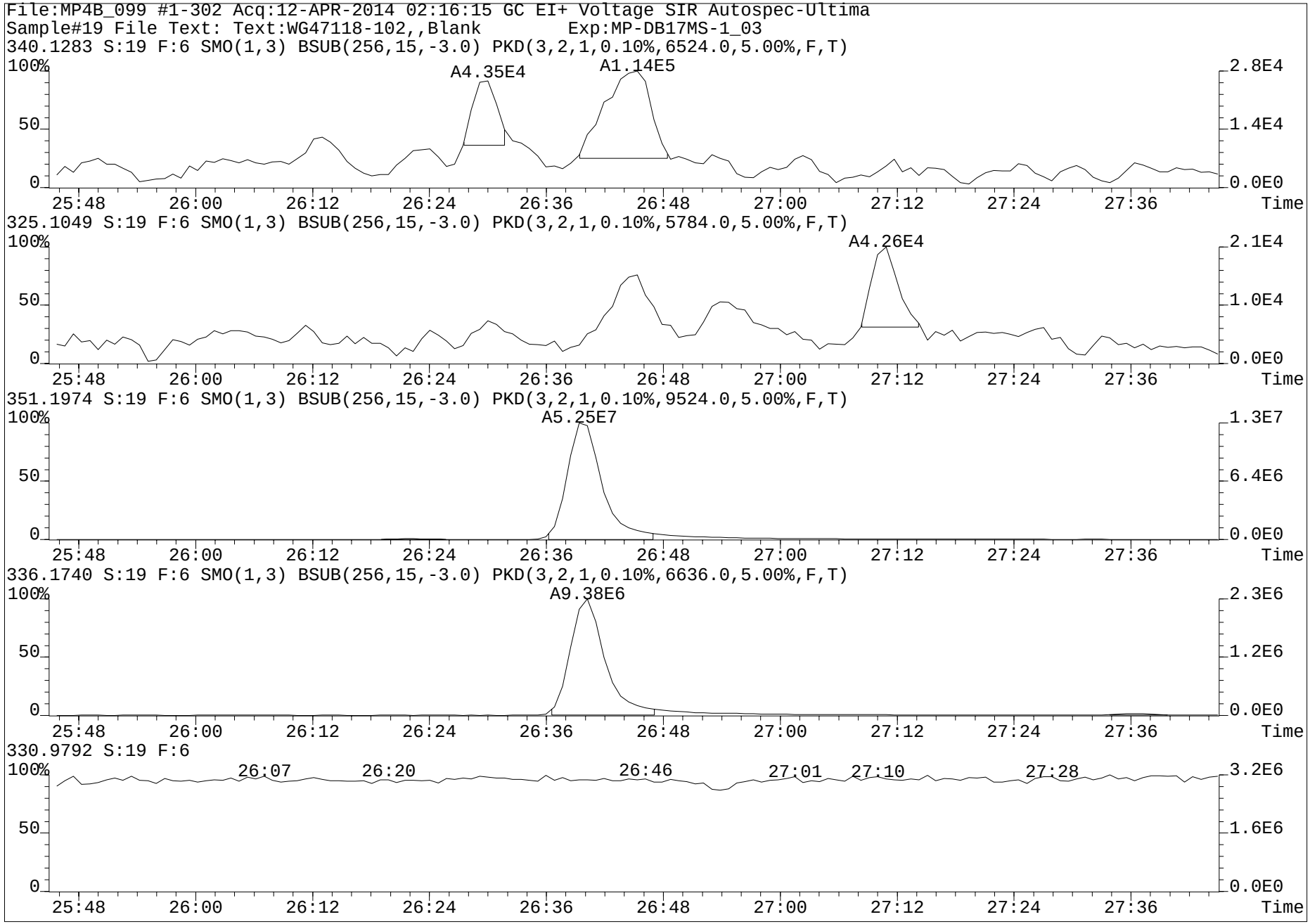
File:MP4B_099 #1-302 Acq:12-APR-2014 02:16:15 GC EI+ Voltage SIR Autospec-Ultima
Sample#19 File Text: Text:WG47118-102,,Blank Exp:MP-DB17MS-1_03
340.1283 S:19 F:6 SMO(1,3) BSUB(256,15,-3.0) PKD(3,2,1,0.10%,6524.0,5.00%,F,T)
A4.35E4
A1.14E5
325.1049 S:19 F:6 SMO(1,3) BSUB(256,15,-3.0) PKD(3,2,1,0.10%,5784.0,5.00%,F,T)
A4.26E4
351.1974 S:19 F:6 SMO(1,3) BSUB(256,15,-3.0) PKD(3,2,1,0.10%,9524.0,5.00%,F,T)
A5.25E7
336.1740 S:19 F:6 SMO(1,3) BSUB(256,15,-3.0) PKD(3,2,1,0.10%,6636.0,5.00%,F,T)
A9.38E6
330.9792 S:19 F:6
26:07
26:20
26:46
27:01
27:10
27:28
100%
50
0
25:48
26:00
26:12
26:24
26:36
26:48
27:00
27:12
27:24
27:36
Time
2.8E4
1.4E4
0.0E0
2.1E4
1.0E4
1.3E7
6.4E6
2.3E6
1.2E6
3.2E6
1.6E6

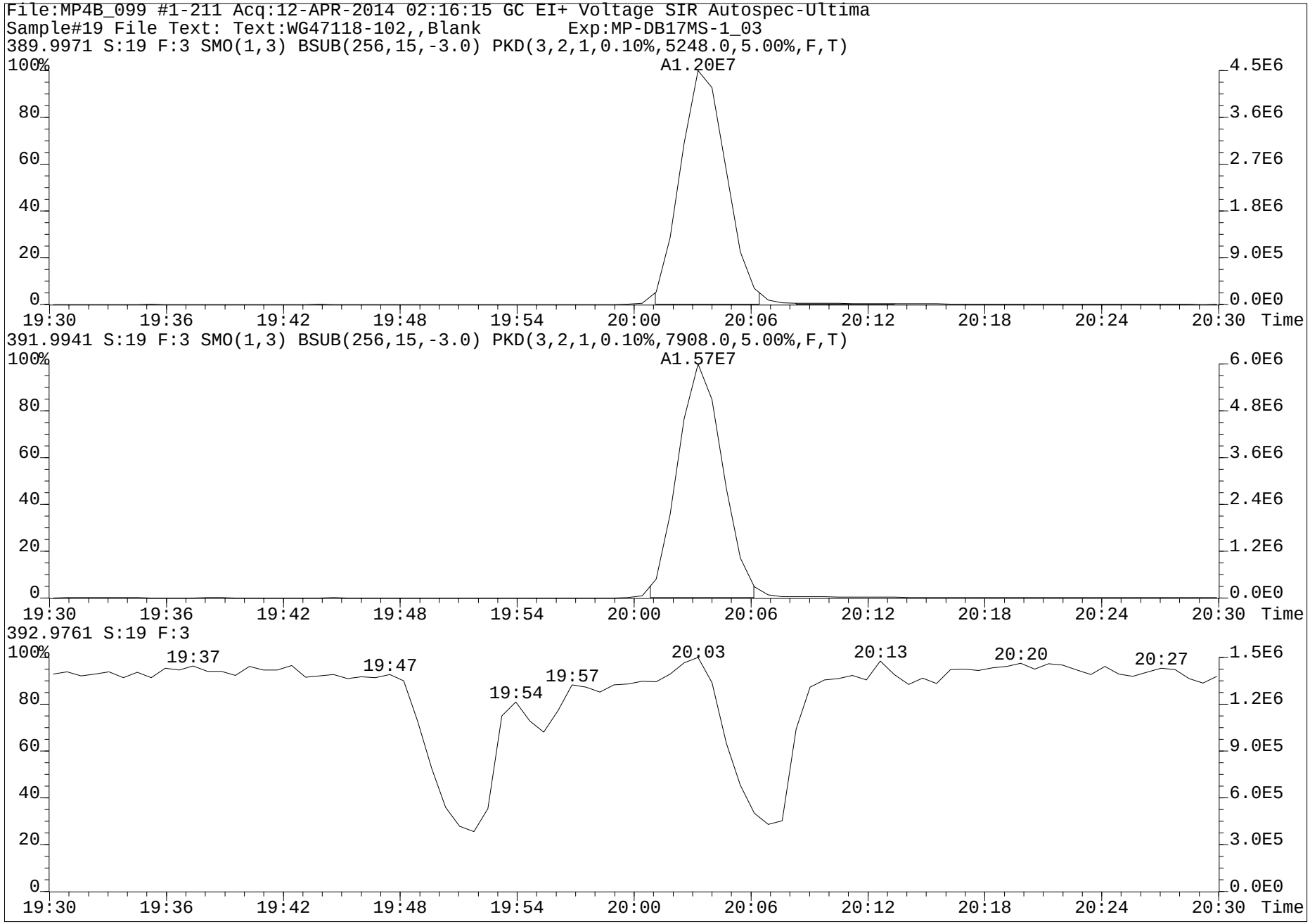
File:MP4B_099 #1-211 Acq:12-APR-2014 02:16:15 GC EI+ Voltage SIR Autospec-Ultima
Sample#19 File Text: Text:WG47118-102,,Blank Exp:MP-DB17MS-1_03
389.9971 S:19 F:3 SMO(1,3) BSUB(256,15,-3.0) PKD(3,2,1,0.10%,5248.0,5.00%,F,T)
A1.20E7
391.9941 S:19 F:3 SMO(1,3) BSUB(256,15,-3.0) PKD(3,2,1,0.10%,7908.0,5.00%,F,T)
A1.57E7
392.9761 S:19 F:3
19:37
19:47
19:54
19:57
20:03
20:13
20:20
20:27
Time

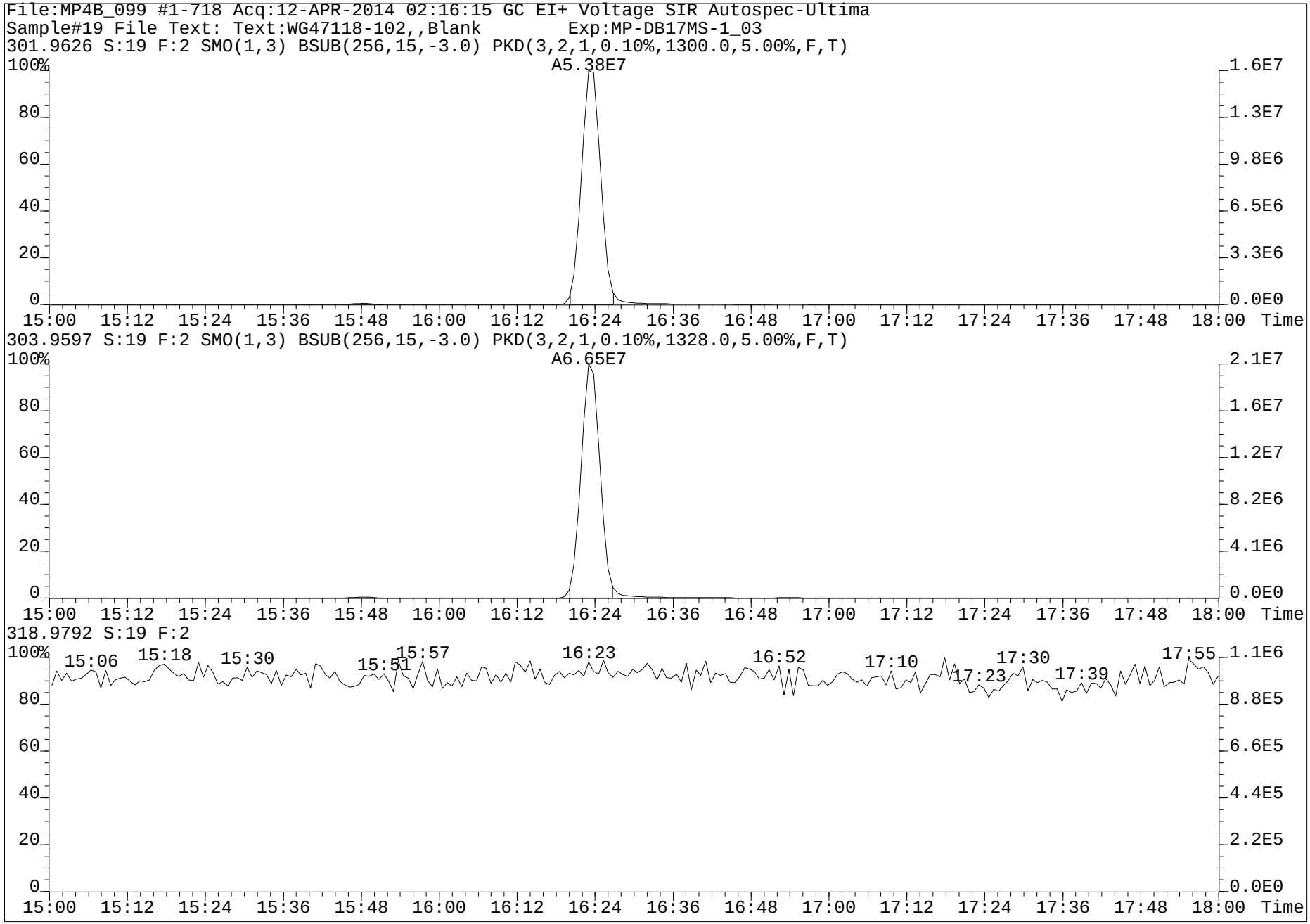
File:MP4B_099 #1-718 Acq:12-APR-2014 02:16:15 GC EI+ Voltage SIR Autospec-Ultima
Sample#19 File Text: Text:WG47118-102,,Blank Exp:MP-DB17MS-1_03
301.9626 S:19 F:2 SMO(1,3) BSUB(256,15,-3.0) PKD(3,2,1,0.10%,1300.0,5.00%,F,T)
A5.38E7
303.9597 S:19 F:2 SMO(1,3) BSUB(256,15,-3.0) PKD(3,2,1,0.10%,1328.0,5.00%,F,T)
A6.65E7
318.9792 S:19 F:2
15:06
15:18
15:30
15:51
15:57
16:23
16:52
17:10
17:23
17:30
17:39
17:55
Time

www.axysanalytical.com

Run #10 Filename MP4B_099 S: 12 I: 1 Acquired: 11-APR-14 22:20:39 Processed: 14-APR-14 11:35:35
Run: mp4b_099-A Analyte: MP-DB17-S08 Cal: mp4b_099-7a Results: mp4b_099-a Version: V3.6 6-JAN-2000 17:51:42
Sample text: WG47118-103,,OPR Comments: 1,WG47118,2.0/200uL
sample size: 1.000000 conc units: ng/mL total toxicity: 14109.» F1: 1.0000 F2: 1.0000

	Typ	Name	#Hom	Resp	RA		RT	Conc	Tox #1	DL	Rec	M?
1	Unk	1-OH-Naphthalene	1	1.53e+08	0.79	n	8:12	20891.171	2089	74.6215	-	n
2	Unk	1-OH-Pyrene	1	4.60e+08	3.07	n	20:45	30547.450	3055	26.9346	-	n
3	Unk	3-OH-Chrysene	1	9.27e+07	1.97	n	23:02	10410.103	1041	14.7218	-	n
4	Unk	3-OH-Benz[a]anthracene	1	7.32e+07	1.96	n	23:13	10330.281	5165	17.1510	-	n
5	Unk	7,8-OH-Benzo[a]pyrene-C	0	*	*	n	NotFnd	*	*	1472.3575	-	n
6	Unk	7,8-OH-Benzo[a]pyrene-T	0	*	*	n	NotFnd	*	*	1437.7210	-	n
7	Unk	7,8-OH-Benzo[a]pyrene-3	1	3.65e+05	6.46	n	26:14	2045.588	205	587.8942	-	n
8	Unk	9-OH-Benzo[a]pyrene	1	3.48e+07	6.20	n	26:31	13621.982	1362	24.9801	-	n
9	Unk	3-OH-Benzo[a]pyrene	1	2.73e+07	4.85	n	26:47	11929.476	1193	45.7144	-	n
10	Unk	7,8-OH-Benzo[a]pyrene-4	0	*	*	n	NotFnd	*	*	840.2379	-	n
11	IS	13C6-1-OH-Naphthalene	1	6.06e+07	0.77	n	8:12	6566.467	-	14.3190	65.7	n
12	IS	13C6-1-OH-Pyrene	1	1.41e+08	3.09	n	20:45	8411.712	-	32.7178	84.1	n
13	IS	13C6-1-OH-BAA	1	1.48e+08	2.17	n	22:29	8944.529	-	5.9469	86.0	n
14	IS	13C6-3-OH-Chrysene	1	8.03e+07	1.87	n	23:02	8534.795	-	10.4558	84.5	n
15	IS	D11-3-OH-Benzo[a]pyrene	1	1.65e+07	4.98	n	26:41	6447.349	-	25.8741	63.0	n
16	IS	13C-CL4-OH-PCB-79	1	2.73e+07	0.76	y	20:03	11379.242	-	17.2804	113.8	n
17	IS	13C-CL4-PCB-79	0	*	*	n	NotFnd	*	-	*	Div0	n
18	RS	13C-CL4-PCB-81	1	1.20e+08	0.81	y	16:24	48.789	-	-	0.5	n
19	Tot	Fn1 Lock	-	-			-	-	-	-	-	n
20	Tot	Fn2 Lock	-	-			-	-	-	-	-	n
21	Tot	Fn3 Lock	-	-			-	-	-	-	-	n
22	Tot	Fn4 Lock	-	-			-	-	-	-	-	n
23	Tot	Fn5 Lock	-	-			-	-	-	-	-	n
24	Tot	Fn6 Lock	-	-			-	-	-	-	-	n

p'd by RT 17APR2014

SV by MW
21-Apr-14

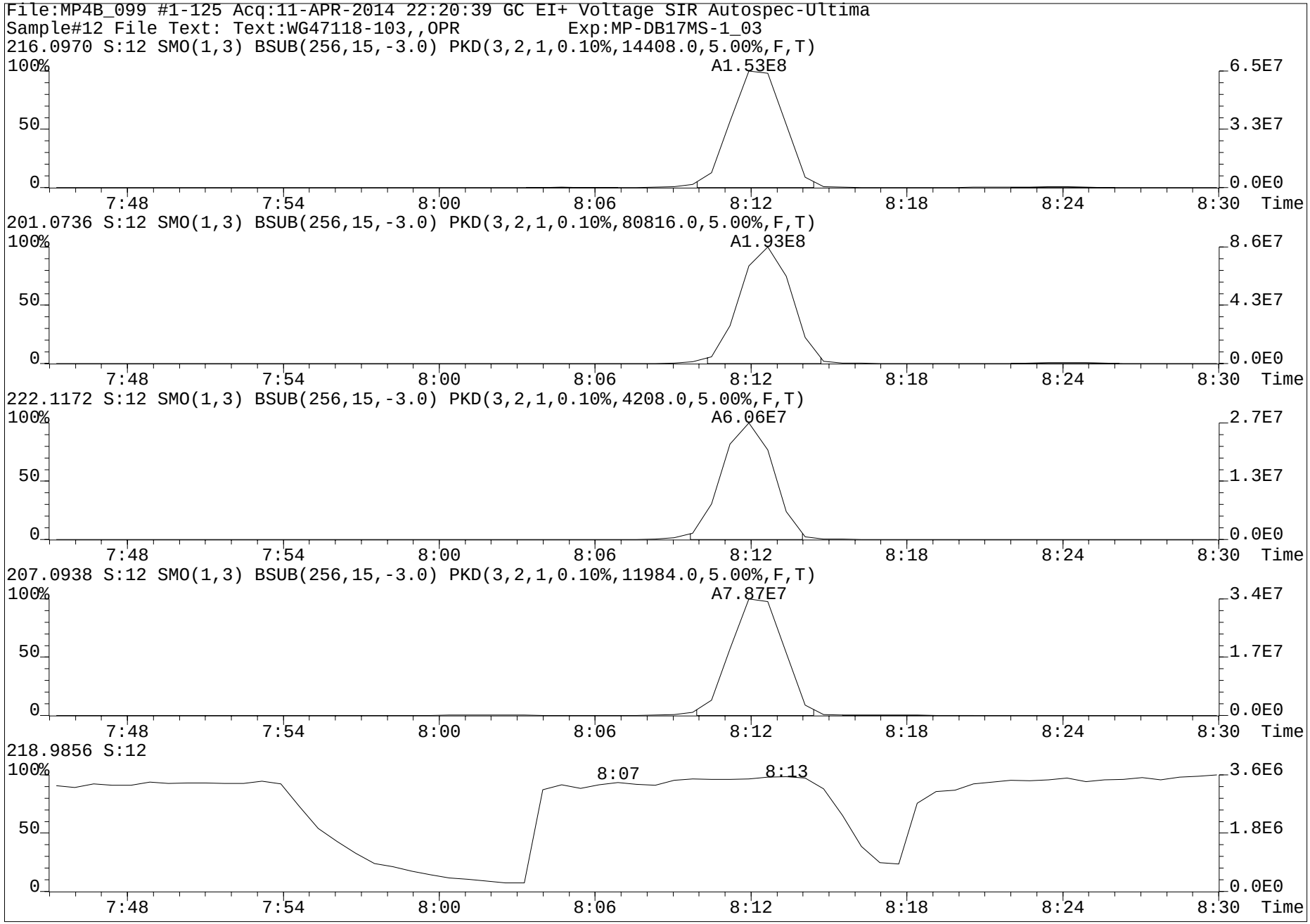
File:MP4B_099 #1-125 Acq:11-APR-2014 22:20:39 GC EI+ Voltage SIR Autospec-Ultima
Sample#12 File Text: Text:WG47118-103,,OPR Exp:MP-DB17MS-1_03
216.0970 S:12 SMO(1,3) BSUB(256,15,-3.0) PKD(3,2,1,0.10%,14408.0,5.00%,F,T)
A1.53E8
201.0736 S:12 SMO(1,3) BSUB(256,15,-3.0) PKD(3,2,1,0.10%,80816.0,5.00%,F,T)
A1.93E8
222.1172 S:12 SMO(1,3) BSUB(256,15,-3.0) PKD(3,2,1,0.10%,4208.0,5.00%,F,T)
A6.06E7
207.0938 S:12 SMO(1,3) BSUB(256,15,-3.0) PKD(3,2,1,0.10%,11984.0,5.00%,F,T)
A7.87E7
218.9856 S:12
8:07
8:13
100%
50
0
7:48
7:54
8:00
8:06
8:12
8:18
8:24
8:30
Time
6.5E7
3.3E7
0.0E0
8.6E7
4.3E7
2.7E7
1.3E7
3.4E7
1.7E7
3.6E6
1.8E6

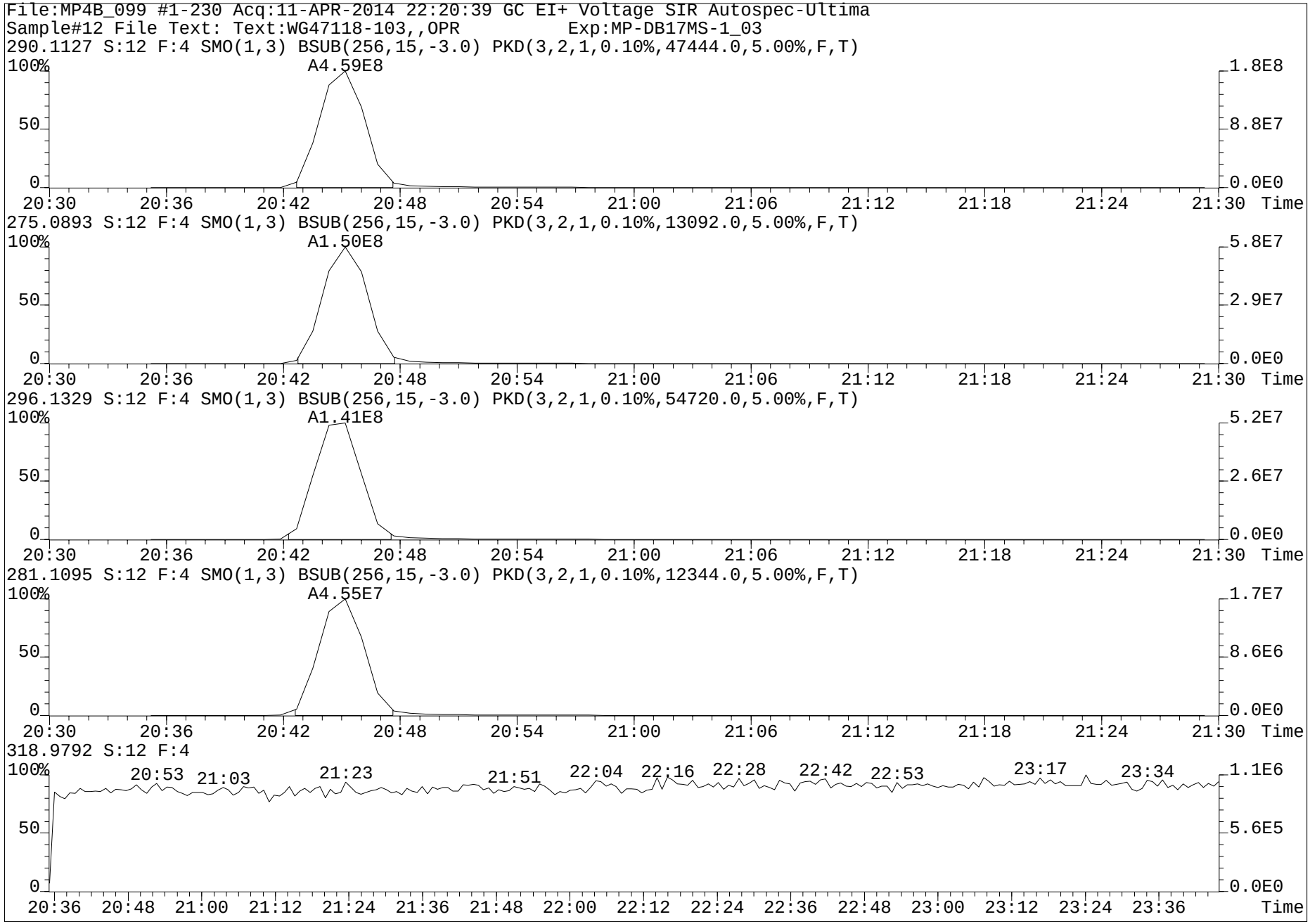
File:MP4B_099 #1-230 Acq:11-APR-2014 22:20:39 GC EI+ Voltage SIR Autospec-Ultima
Sample#12 File Text: Text:WG47118-103,,OPR Exp:MP-DB17MS-1_03
290.1127 S:12 F:4 SMO(1,3) BSUB(256,15,-3.0) PKD(3,2,1,0.10%,47444.0,5.00%,F,T)
A4.59E8
275.0893 S:12 F:4 SMO(1,3) BSUB(256,15,-3.0) PKD(3,2,1,0.10%,13092.0,5.00%,F,T)
A1.50E8
296.1329 S:12 F:4 SMO(1,3) BSUB(256,15,-3.0) PKD(3,2,1,0.10%,54720.0,5.00%,F,T)
A1.41E8
281.1095 S:12 F:4 SMO(1,3) BSUB(256,15,-3.0) PKD(3,2,1,0.10%,12344.0,5.00%,F,T)
A4.55E7
318.9792 S:12 F:4
20:53 21:03 21:23 21:51 22:04 22:16 22:28 22:42 22:53 23:17 23:34
Time

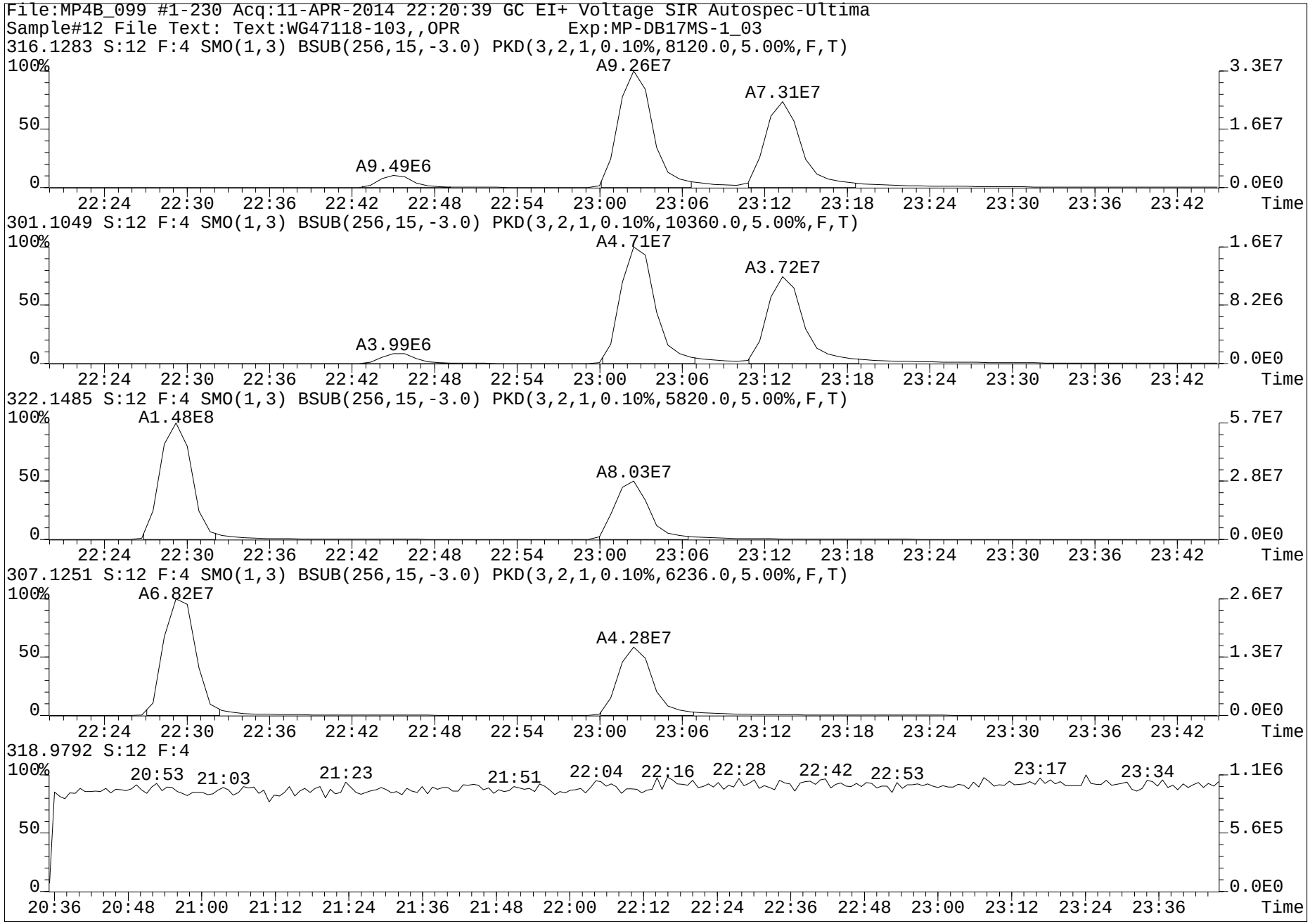
File:MP4B_099 #1-230 Acq:11-APR-2014 22:20:39 GC EI+ Voltage SIR Autospec-Ultima
Sample#12 File Text: Text:WG47118-103,,OPR Exp:MP-DB17MS-1_03
316.1283 S:12 F:4 SMO(1,3) BSUB(256,15,-3.0) PKD(3,2,1,0.10%,8120.0,5.00%,F,T)
A9.26E7
A7.31E7
A9.49E6
301.1049 S:12 F:4 SMO(1,3) BSUB(256,15,-3.0) PKD(3,2,1,0.10%,10360.0,5.00%,F,T)
A4.71E7
A3.72E7
A3.99E6
322.1485 S:12 F:4 SMO(1,3) BSUB(256,15,-3.0) PKD(3,2,1,0.10%,5820.0,5.00%,F,T)
A1.48E8
A8.03E7
307.1251 S:12 F:4 SMO(1,3) BSUB(256,15,-3.0) PKD(3,2,1,0.10%,6236.0,5.00%,F,T)
A6.82E7
A4.28E7
318.9792 S:12 F:4
20:53
21:03
21:23
21:51
22:04
22:16
22:28
22:42
22:53
23:17
23:34
Time

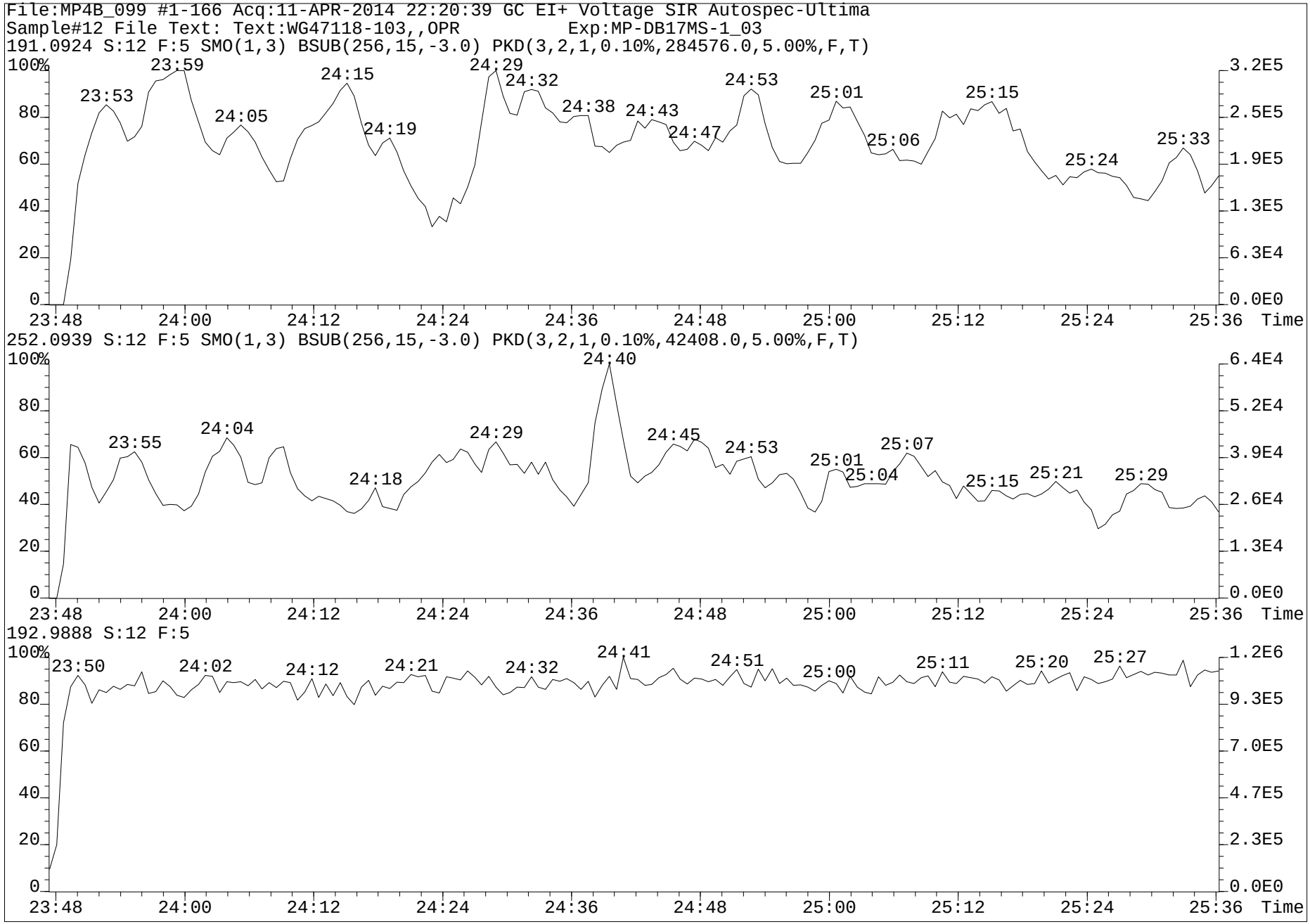
File:MP4B_099 #1-166 Acq:11-APR-2014 22:20:39 GC EI+ Voltage SIR Autospec-Ultima
Sample#12 File Text: Text:WG47118-103,,OPR Exp:MP-DB17MS-1_03
191.0924 S:12 F:5 SMO(1,3) BSUB(256,15,-3.0) PKD(3,2,1,0.10%,284576.0,5.00%,F,T)
252.0939 S:12 F:5 SMO(1,3) BSUB(256,15,-3.0) PKD(3,2,1,0.10%,42408.0,5.00%,F,T)
192.9888 S:12 F:5
Time

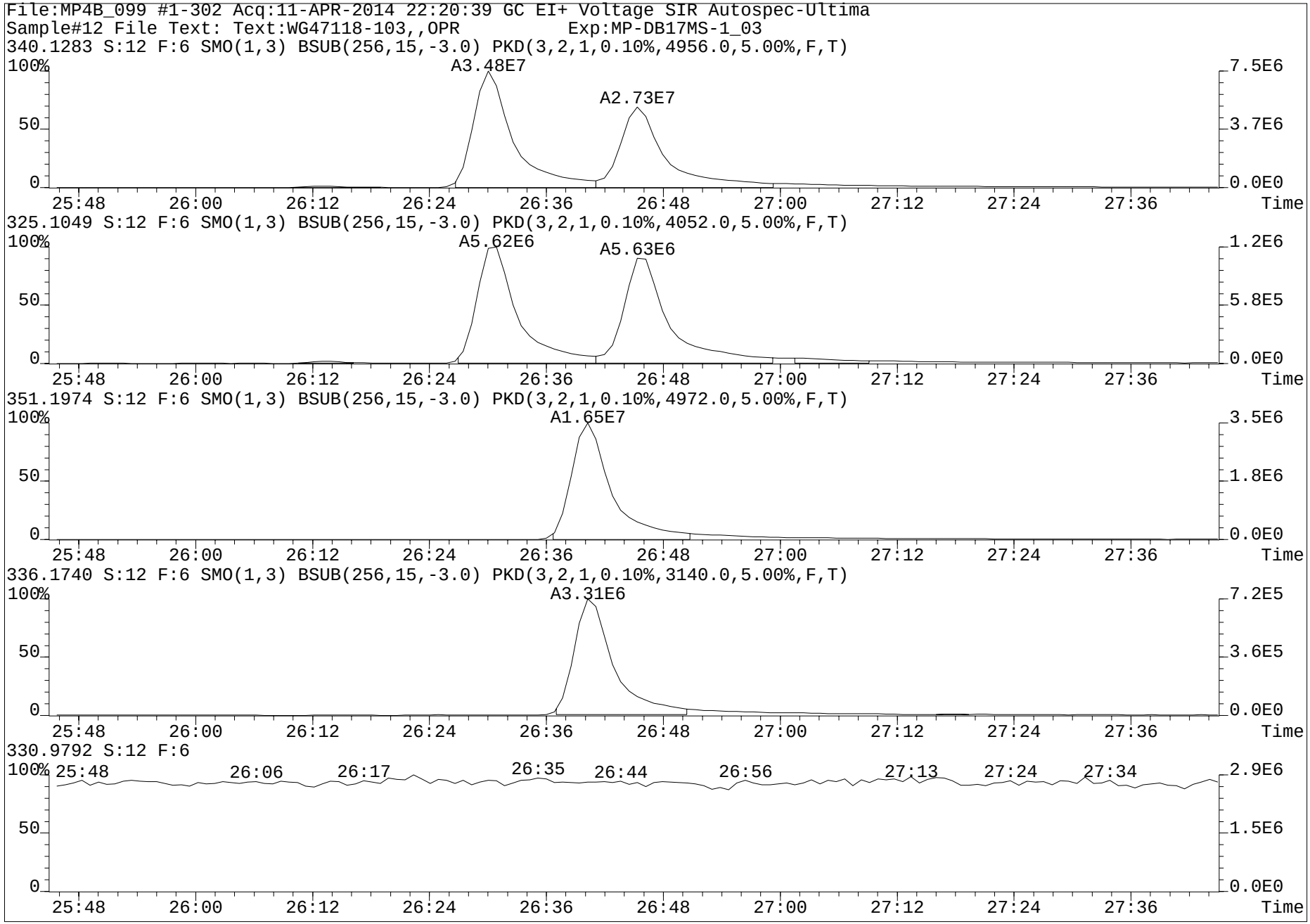
File:MP4B_099 #1-302 Acq:11-APR-2014 22:20:39 GC EI+ Voltage SIR Autospec-Ultima
Sample#12 File Text: Text:WG47118-103,,OPR Exp:MP-DB17MS-1_03
340.1283 S:12 F:6 SMO(1,3) BSUB(256,15,-3.0) PKD(3,2,1,0.10%,4956.0,5.00%,F,T)
A3.48E7
A2.73E7
7.5E6
3.7E6
0.0E0
325.1049 S:12 F:6 SMO(1,3) BSUB(256,15,-3.0) PKD(3,2,1,0.10%,4052.0,5.00%,F,T)
A5.62E6
A5.63E6
1.2E6
5.8E5
0.0E0
351.1974 S:12 F:6 SMO(1,3) BSUB(256,15,-3.0) PKD(3,2,1,0.10%,4972.0,5.00%,F,T)
A1.65E7
3.5E6
1.8E6
0.0E0
336.1740 S:12 F:6 SMO(1,3) BSUB(256,15,-3.0) PKD(3,2,1,0.10%,3140.0,5.00%,F,T)
A3.31E6
7.2E5
3.6E5
0.0E0
330.9792 S:12 F:6
25:48
26:06
26:17
26:35
26:44
26:56
27:13
27:24
27:34
2.9E6
1.5E6
0.0E0
100%
50
0
25:48
26:00
26:12
26:24
26:36
26:48
27:00
27:12
27:24
27:36
Time

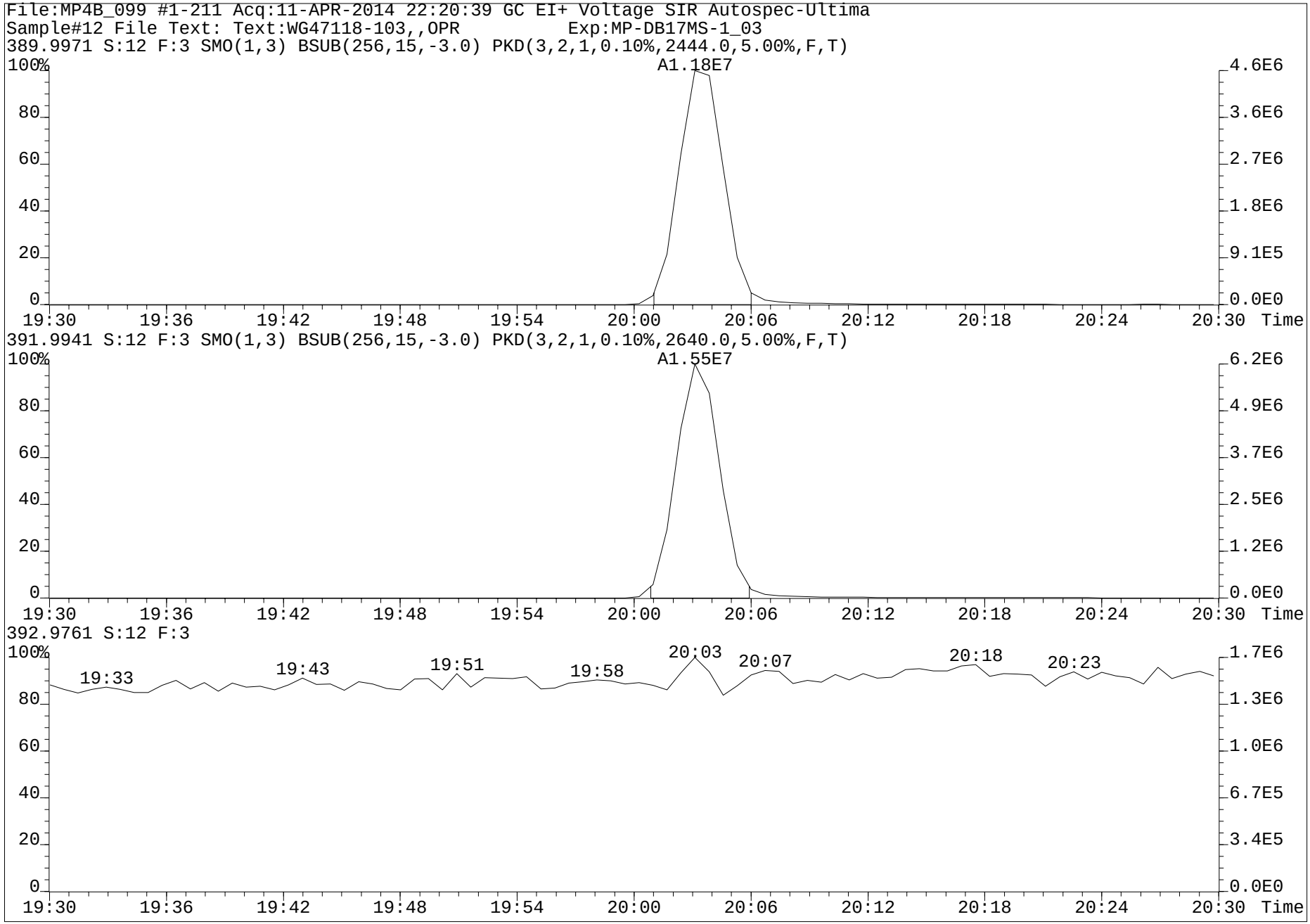
File:MP4B_099 #1-211 Acq:11-APR-2014 22:20:39 GC EI+ Voltage SIR Autospec-Ultima
Sample#12 File Text: Text:WG47118-103,,OPR Exp:MP-DB17MS-1_03
389.9971 S:12 F:3 SMO(1,3) BSUB(256,15,-3.0) PKD(3,2,1,0.10%,2444.0,5.00%,F,T)
A1.18E7
391.9941 S:12 F:3 SMO(1,3) BSUB(256,15,-3.0) PKD(3,2,1,0.10%,2640.0,5.00%,F,T)
A1.55E7
392.9761 S:12 F:3
19:33
19:43
19:51
19:58
20:03
20:07
20:18
20:23
Time

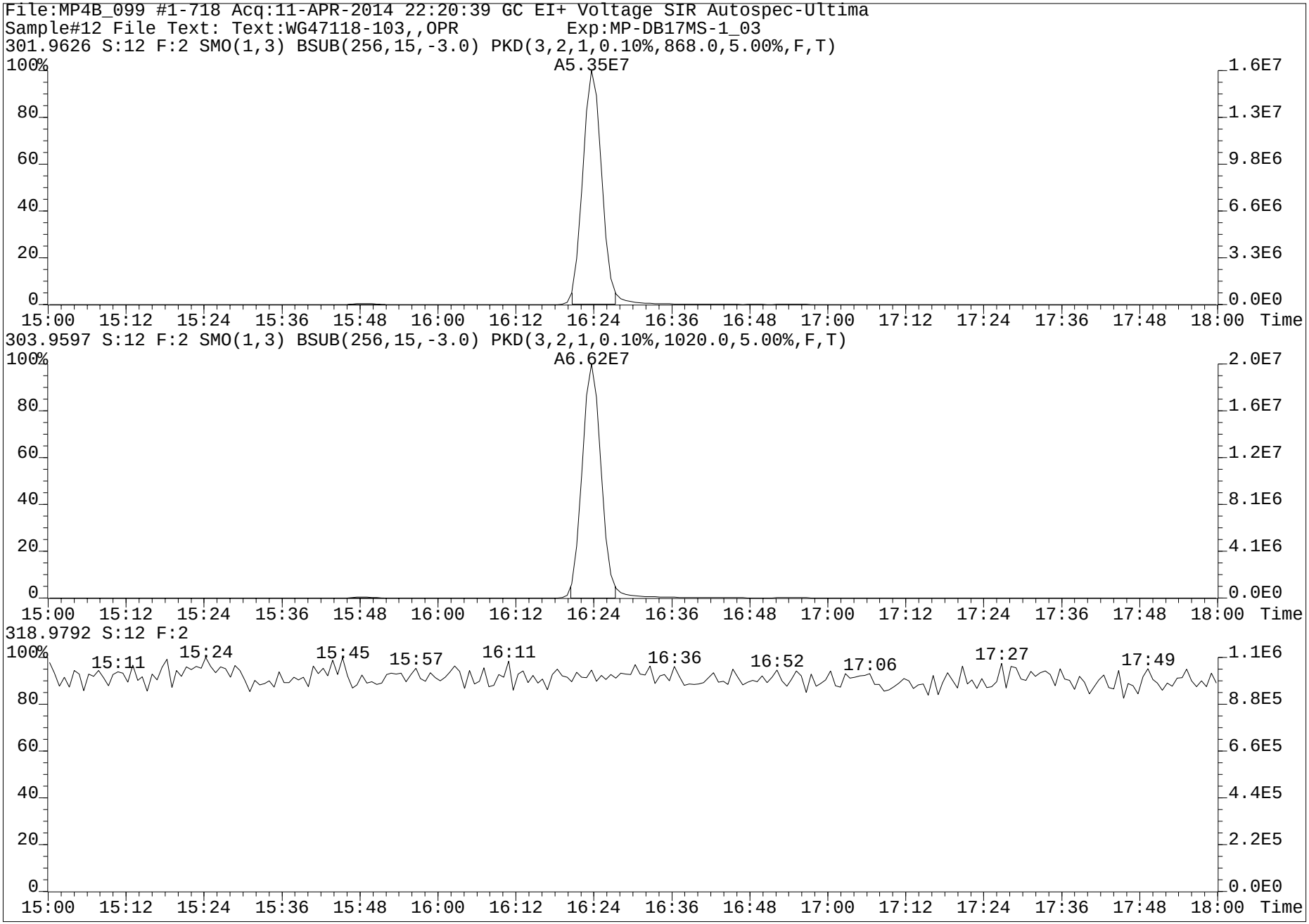
File:MP4B_099 #1-718 Acq:11-APR-2014 22:20:39 GC EI+ Voltage SIR Autospec-Ultima
Sample#12 File Text: Text:WG47118-103,,OPR Exp:MP-DB17MS-1_03
301.9626 S:12 F:2 SMO(1,3) BSUB(256,15,-3.0) PKD(3,2,1,0.10%,868.0,5.00%,F,T)
A5.35E7
303.9597 S:12 F:2 SMO(1,3) BSUB(256,15,-3.0) PKD(3,2,1,0.10%,1020.0,5.00%,F,T)
A6.62E7
318.9792 S:12 F:2
15:11
15:24
15:45
15:57
16:11
16:36
16:52
17:06
17:27
17:49
Time

www.axysanalytical.com

Run #11 Filename MP4B_099 S: 13 I: 1 Acquired: 11-APR-14 22:54:14 Processed: 14-APR-14 11:35:35
Run: mp4b_099-A Analyte: MP-DB17-S08 Cal: mp4b_099-7a Results: mp4b_099-a Version: V3.6 6-JAN-2000 17:51:42
Sample text: WG47118-105,,OPR Comments: 1,WG47118,2.0/200uL
sample size: 1.000000 conc units: ng/mL total toxicity: 15095.» F1: 1.0000 F2: 1.0000

	Typ	Name	#Hom	Resp	RA		RT	Conc	Tox #1	DL	Rec	M?
1	Unk	1-OH-Naphthalene	1	1.81e+08	0.80	n	8:11	24101.286	2410	789.9442	-	n
2	Unk	1-OH-Pyrene	1	3.72e+08	3.46	n	20:45	29809.242	2981	59.8298	-	n
3	Unk	3-OH-Chrysene	1	9.99e+07	2.10	n	23:02	10110.472	1011	64.8873	-	n
4	Unk	3-OH-Benz[a]anthracene	1	8.02e+07	2.14	n	23:13	10043.247	5022	76.1831	-	n
5	Unk	7,8-OH-Benzo[a]pyrene-C	1	7.00e+06	13.06	n	24:52	1922.037	961	2447.2604	-	y
6	Unk	7,8-OH-Benzo[a]pyrene-T	0	*	*	n	NotFnd	*	*	2389.6897	-	n
7	Unk	7,8-OH-Benzo[a]pyrene-3	1	5.74e+05	4.41	n	26:12	2284.233	228	618.2517	-	n
8	Unk	9-OH-Benzo[a]pyrene	1	3.94e+07	6.61	n	26:30	13899.737	1390	35.3981	-	n
9	Unk	3-OH-Benzo[a]pyrene	1	3.53e+07	5.05	n	26:45	10927.387	1093	48.0750	-	n
10	Unk	7,8-OH-Benzo[a]pyrene-4	0	*	*	n	NotFnd	*	*	883.6258	-	n
11	IS	13C6-1-OH-Naphthalene	1	6.23e+07	0.78	n	8:11	6941.514	-	277.9832	69.4	n
12	IS	13C6-1-OH-Pyrene	1	1.17e+08	3.59	n	20:45	7190.200	-	85.0884	71.9	n
13	IS	13C6-1-OH-BAA	1	1.67e+08	2.40	n	22:29	10370.322	-	60.4541	99.7	n
14	IS	13C6-3-OH-Chrysene	1	8.91e+07	2.07	n	23:02	9743.195	-	106.2896	96.5	n
15	IS	D11-3-OH-Benzo[a]pyrene	1	2.33e+07	5.23	n	26:40	9351.311	-	51.1147	91.3	n
16	IS	13C-CL4-OH-PCB-79	1	2.79e+07	0.76	y	20:03	11958.107	-	48.3113	119.6	n
17	IS	13C-CL4-PCB-79	0	*	*	n	NotFnd	*	-	*	Div0	n
18	RS	13C-CL4-PCB-81	1	1.16e+08	0.82	y	16:23	47.415	-	-	0.5	n
19	Tot	Fn1 Lock	-	-			-	-	-	-	-	n
20	Tot	Fn2 Lock	-	-			-	-	-	-	-	n
21	Tot	Fn3 Lock	-	-			-	-	-	-	-	n
22	Tot	Fn4 Lock	-	-			-	-	-	-	-	n
23	Tot	Fn5 Lock	-	-			-	-	-	-	-	n
24	Tot	Fn6 Lock	-	-			-	-	-	-	-	n

pr'd by RT 17APR2014

SV by MW
21-Apr-14

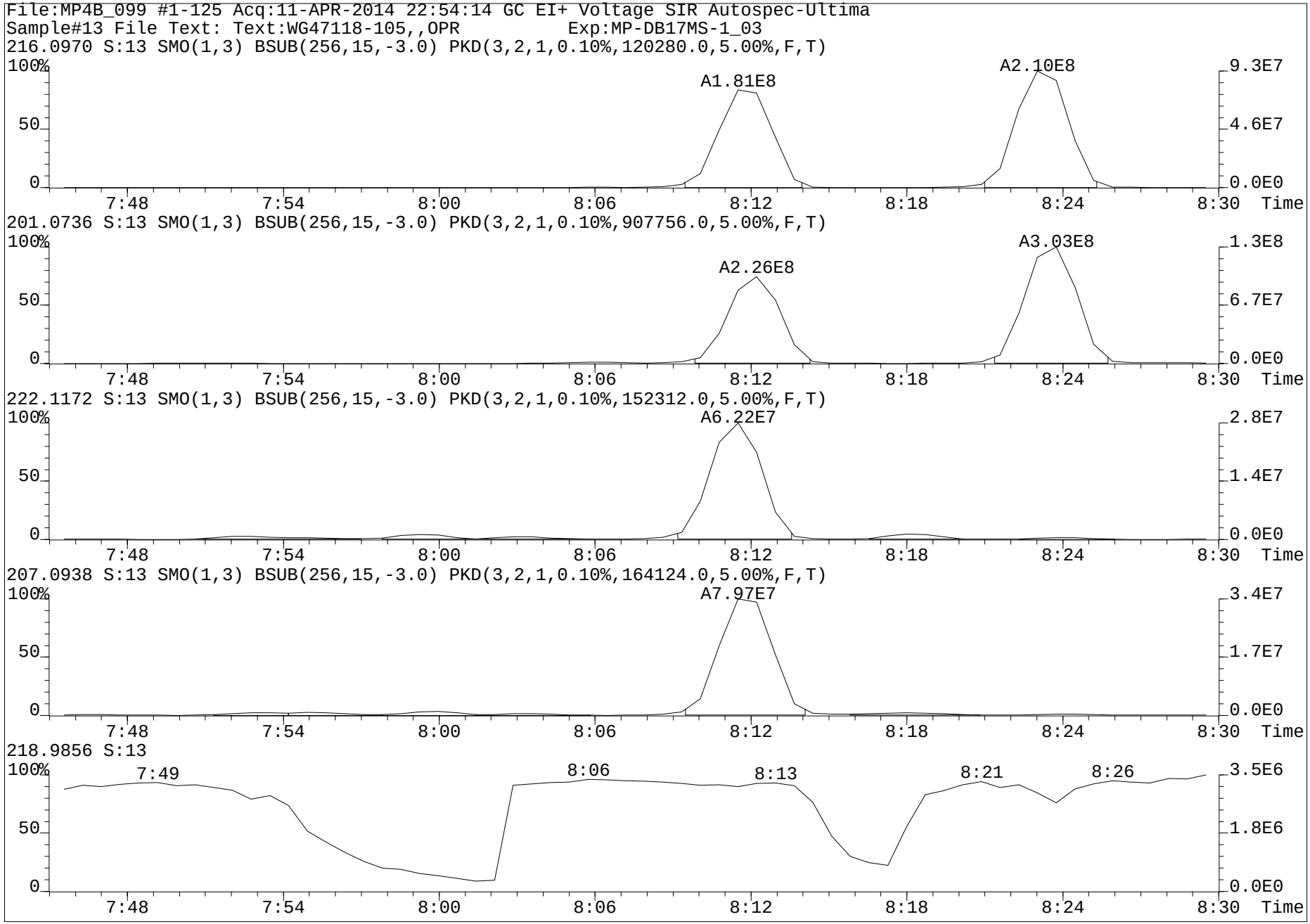
File:MP4B_099 #1-125 Acq:11-APR-2014 22:54:14 GC EI+ Voltage SIR Autospec-Ultima
Sample#13 File Text: Text:WG47118-105,,OPR Exp:MP-DB17MS-1_03
216.0970 S:13 SMO(1,3) BSUB(256,15,-3.0) PKD(3,2,1,0.10%,120280.0,5.00%,F,T)
A1.81E8
A2.10E8
9.3E7
4.6E7
0.0E0
201.0736 S:13 SMO(1,3) BSUB(256,15,-3.0) PKD(3,2,1,0.10%,907756.0,5.00%,F,T)
A2.26E8
A3.03E8
1.3E8
6.7E7
0.0E0
222.1172 S:13 SMO(1,3) BSUB(256,15,-3.0) PKD(3,2,1,0.10%,152312.0,5.00%,F,T)
A6.22E7
2.8E7
1.4E7
0.0E0
207.0938 S:13 SMO(1,3) BSUB(256,15,-3.0) PKD(3,2,1,0.10%,164124.0,5.00%,F,T)
A7.97E7
3.4E7
1.7E7
0.0E0
218.9856 S:13
7:49
8:06
8:13
8:21
8:26
3.5E6
1.8E6
0.0E0
100%
50
0
7:48
7:54
8:00
8:06
8:12
8:18
8:24
8:30
Time

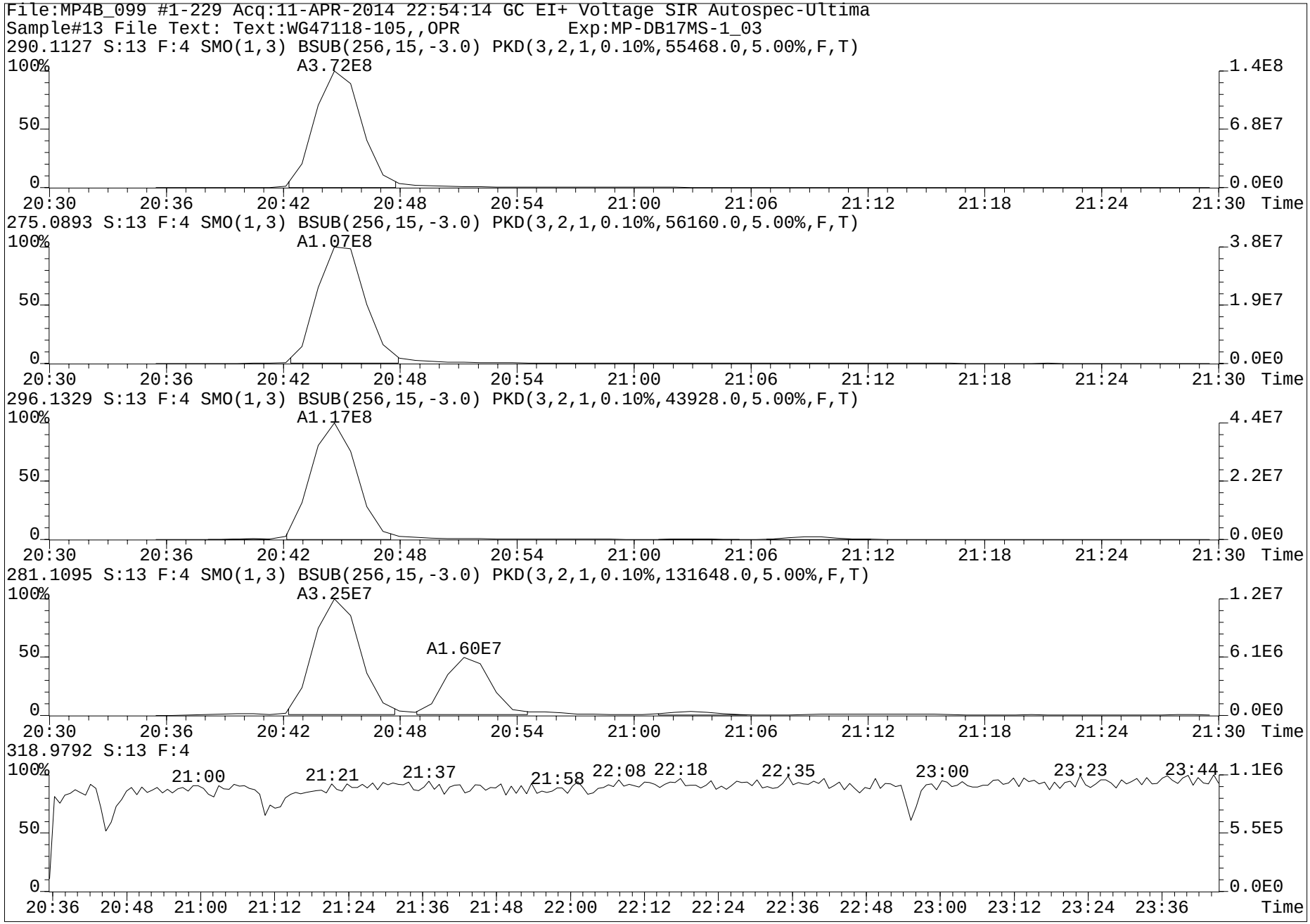
File:MP4B_099 #1-229 Acq:11-APR-2014 22:54:14 GC EI+ Voltage SIR Autospec-Ultima
Sample#13 File Text: Text:WG47118-105,,OPR Exp:MP-DB17MS-1_03
290.1127 S:13 F:4 SMO(1,3) BSUB(256,15,-3.0) PKD(3,2,1,0.10%,55468.0,5.00%,F,T)
A3.72E8
275.0893 S:13 F:4 SMO(1,3) BSUB(256,15,-3.0) PKD(3,2,1,0.10%,56160.0,5.00%,F,T)
A1.07E8
296.1329 S:13 F:4 SMO(1,3) BSUB(256,15,-3.0) PKD(3,2,1,0.10%,43928.0,5.00%,F,T)
A1.17E8
281.1095 S:13 F:4 SMO(1,3) BSUB(256,15,-3.0) PKD(3,2,1,0.10%,131648.0,5.00%,F,T)
A3.25E7
A1.60E7
318.9792 S:13 F:4
21:00
21:21
21:37
21:58
22:08
22:18
22:35
23:00
23:23
23:44
Time

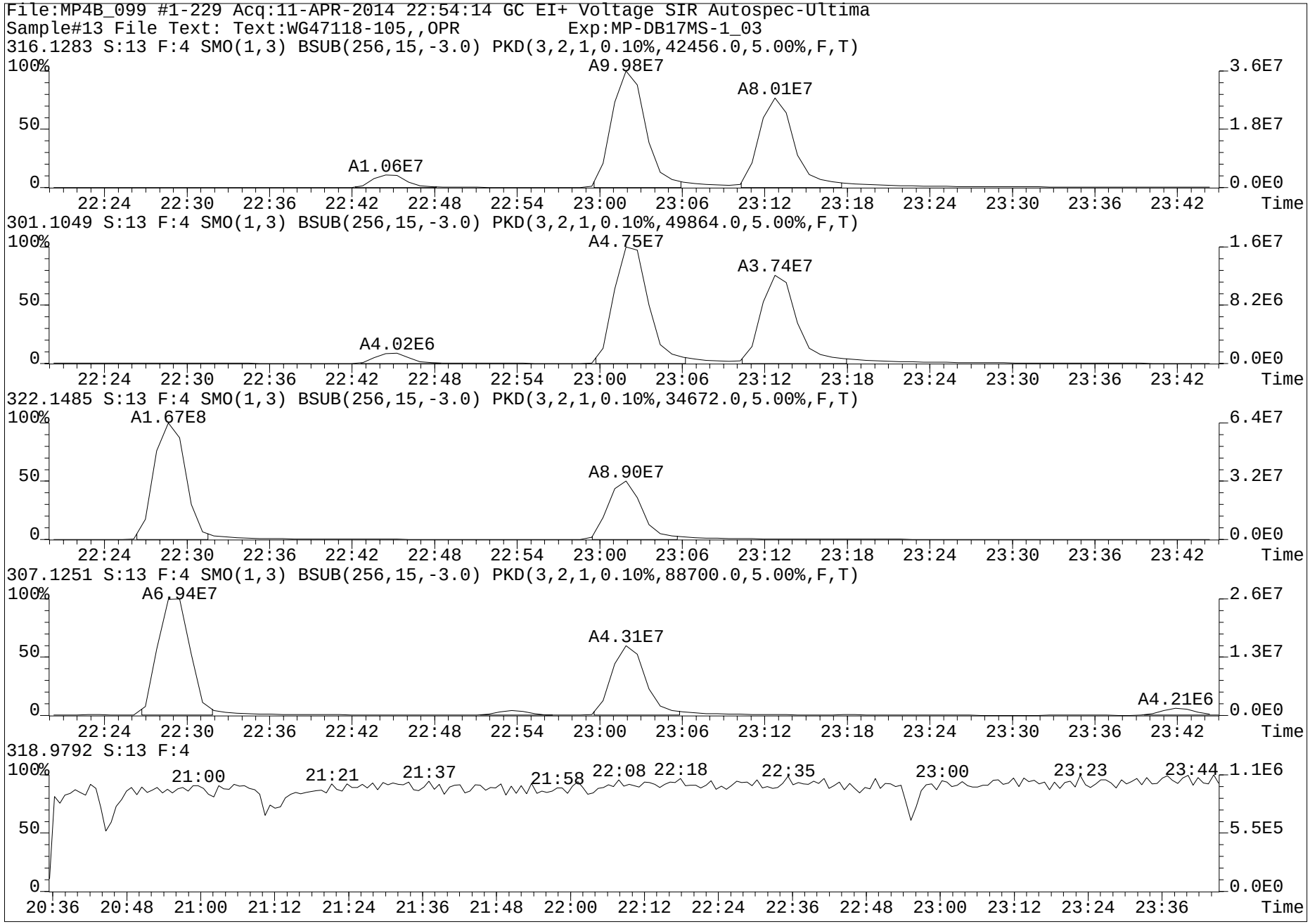
File:MP4B_099 #1-229 Acq:11-APR-2014 22:54:14 GC EI+ Voltage SIR Autospec-Ultima
Sample#13 File Text: Text:WG47118-105,,OPR Exp:MP-DB17MS-1_03
316.1283 S:13 F:4 SMO(1,3) BSUB(256,15,-3.0) PKD(3,2,1,0.10%,42456.0,5.00%,F,T)
A9.98E7
A8.01E7
A1.06E7
301.1049 S:13 F:4 SMO(1,3) BSUB(256,15,-3.0) PKD(3,2,1,0.10%,49864.0,5.00%,F,T)
A4.75E7
A3.74E7
A4.02E6
322.1485 S:13 F:4 SMO(1,3) BSUB(256,15,-3.0) PKD(3,2,1,0.10%,34672.0,5.00%,F,T)
A1.67E8
A8.90E7
307.1251 S:13 F:4 SMO(1,3) BSUB(256,15,-3.0) PKD(3,2,1,0.10%,88700.0,5.00%,F,T)
A6.94E7
A4.31E7
A4.21E6
318.9792 S:13 F:4
21:00
21:21
21:37
21:58
22:08
22:18
22:35
23:00
23:23
23:44
Time

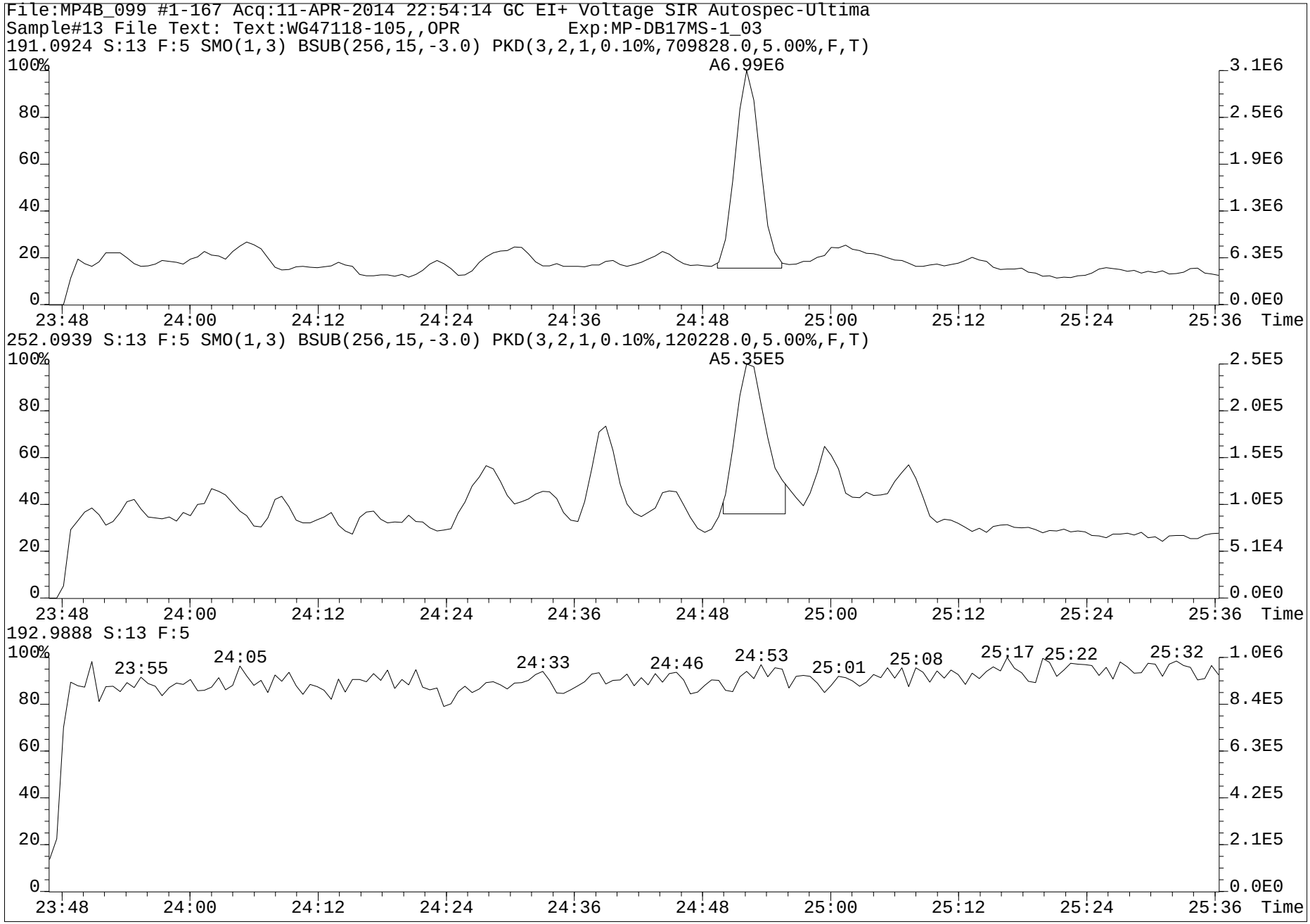
File:MP4B_099 #1-167 Acq:11-APR-2014 22:54:14 GC EI+ Voltage SIR Autospec-Ultima
Sample#13 File Text: Text:WG47118-105,,OPR Exp:MP-DB17MS-1_03
191.0924 S:13 F:5 SMO(1,3) BSUB(256,15,-3.0) PKD(3,2,1,0.10%,709828.0,5.00%,F,T)
A6.99E6
252.0939 S:13 F:5 SMO(1,3) BSUB(256,15,-3.0) PKD(3,2,1,0.10%,120228.0,5.00%,F,T)
A5.35E5
192.9888 S:13 F:5
23:55
24:05
24:33
24:46
24:53
25:01
25:08
25:17
25:22
25:32
Time

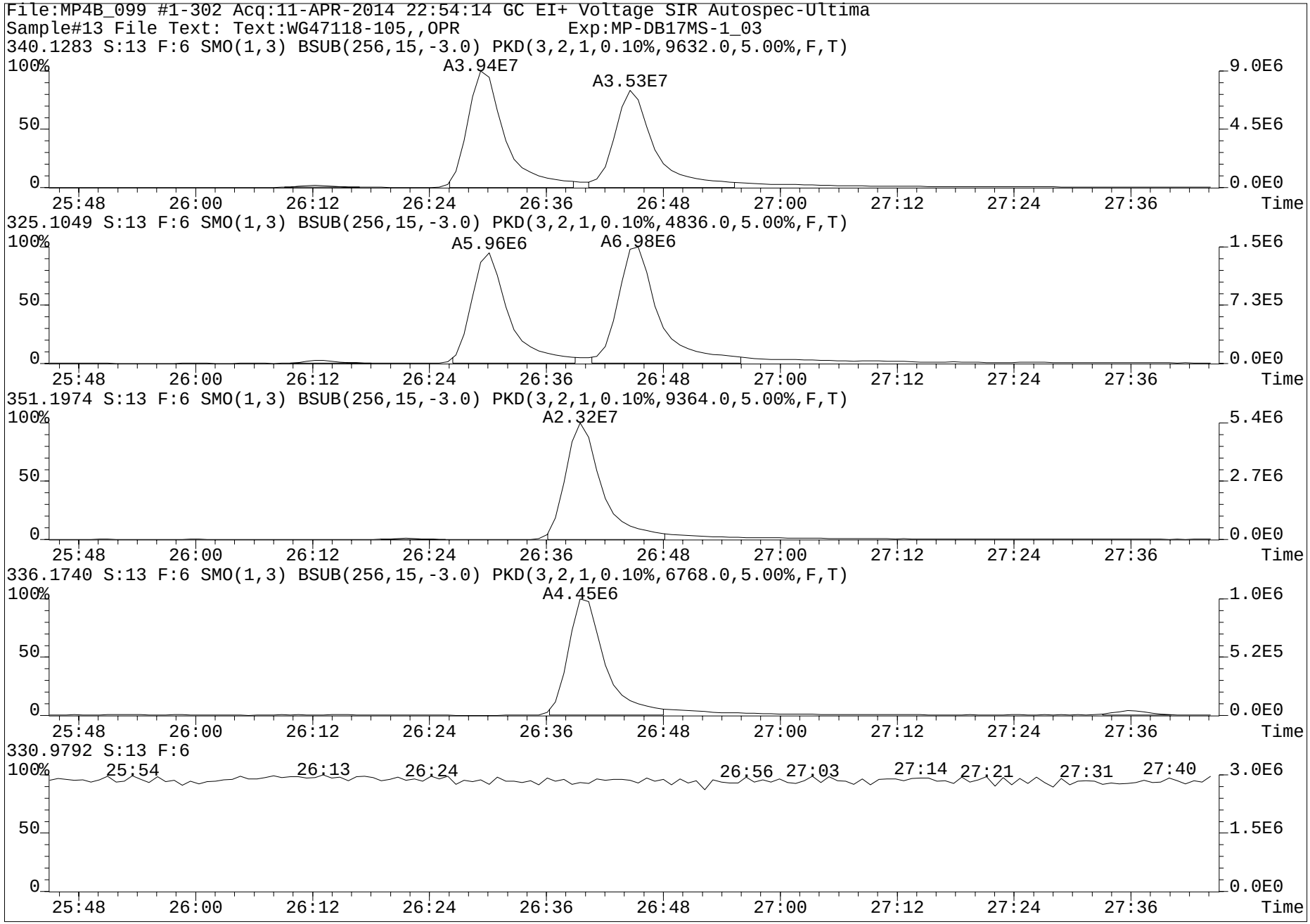
File:MP4B_099 #1-302 Acq:11-APR-2014 22:54:14 GC EI+ Voltage SIR Autospec-Ultima
Sample#13 File Text: Text:WG47118-105,,OPR Exp:MP-DB17MS-1_03
340.1283 S:13 F:6 SMO(1,3) BSUB(256,15,-3.0) PKD(3,2,1,0.10%,9632.0,5.00%,F,T)
A3.94E7
A3.53E7
325.1049 S:13 F:6 SMO(1,3) BSUB(256,15,-3.0) PKD(3,2,1,0.10%,4836.0,5.00%,F,T)
A5.96E6
A6.98E6
351.1974 S:13 F:6 SMO(1,3) BSUB(256,15,-3.0) PKD(3,2,1,0.10%,9364.0,5.00%,F,T)
A2.32E7
336.1740 S:13 F:6 SMO(1,3) BSUB(256,15,-3.0) PKD(3,2,1,0.10%,6768.0,5.00%,F,T)
A4.45E6
330.9792 S:13 F:6
25:54
26:13
26:24
26:56
27:03
27:14
27:21
27:31
27:40
100%
50
0
9.0E6
4.5E6
1.5E6
7.3E5
5.4E6
2.7E6
1.0E6
5.2E5
3.0E6
1.5E6
0.0E0
25:48
26:00
26:12
26:24
26:36
26:48
27:00
27:12
27:24
27:36
Time

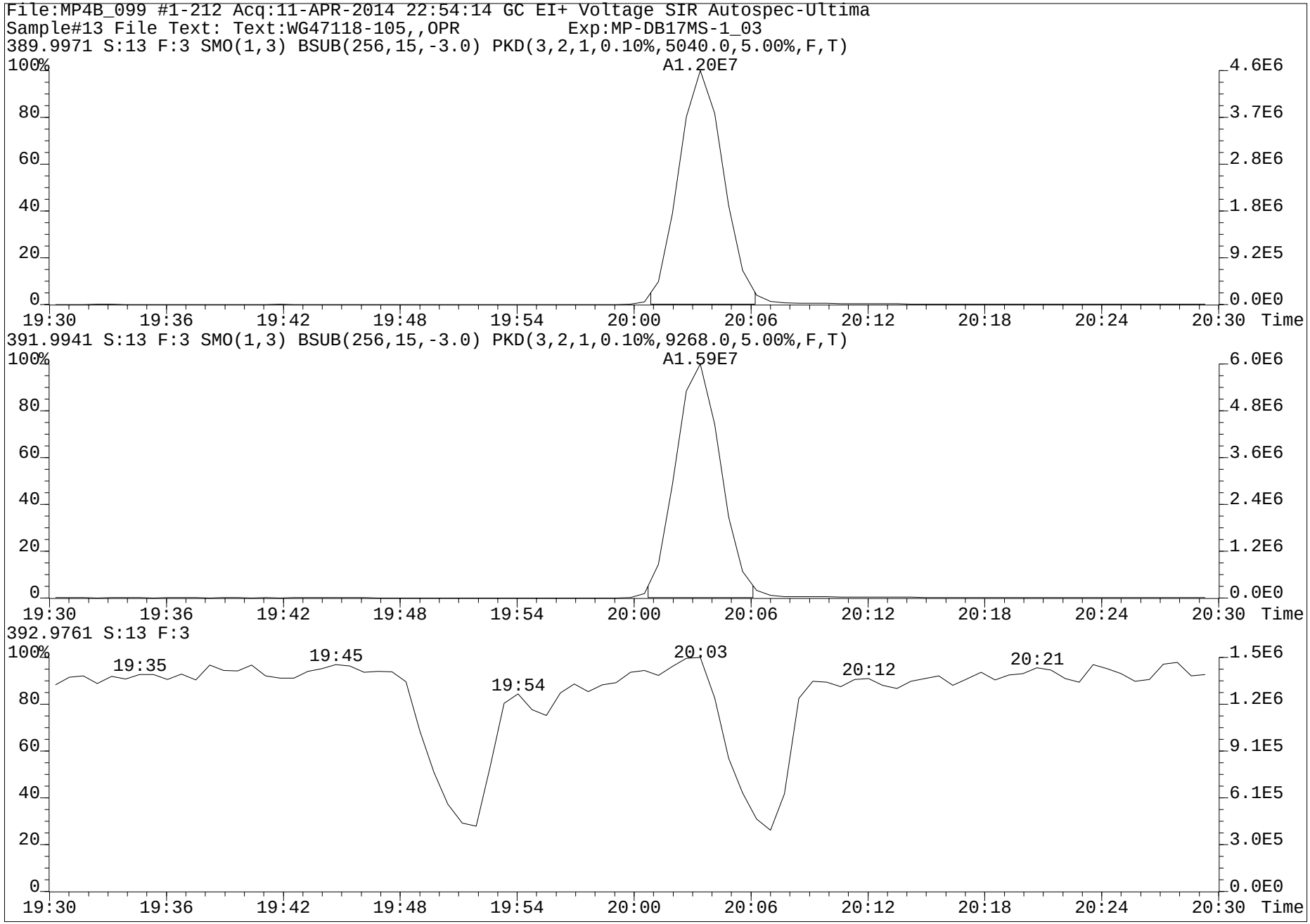
File:MP4B_099 #1-212 Acq:11-APR-2014 22:54:14 GC EI+ Voltage SIR Autospec-Ultima
Sample#13 File Text: Text:WG47118-105,,OPR Exp:MP-DB17MS-1_03
389.9971 S:13 F:3 SMO(1,3) BSUB(256,15,-3.0) PKD(3,2,1,0.10%,5040.0,5.00%,F,T)
A1.20E7
391.9941 S:13 F:3 SMO(1,3) BSUB(256,15,-3.0) PKD(3,2,1,0.10%,9268.0,5.00%,F,T)
A1.59E7
392.9761 S:13 F:3
19:35
19:45
19:54
20:03
20:12
20:21
Time

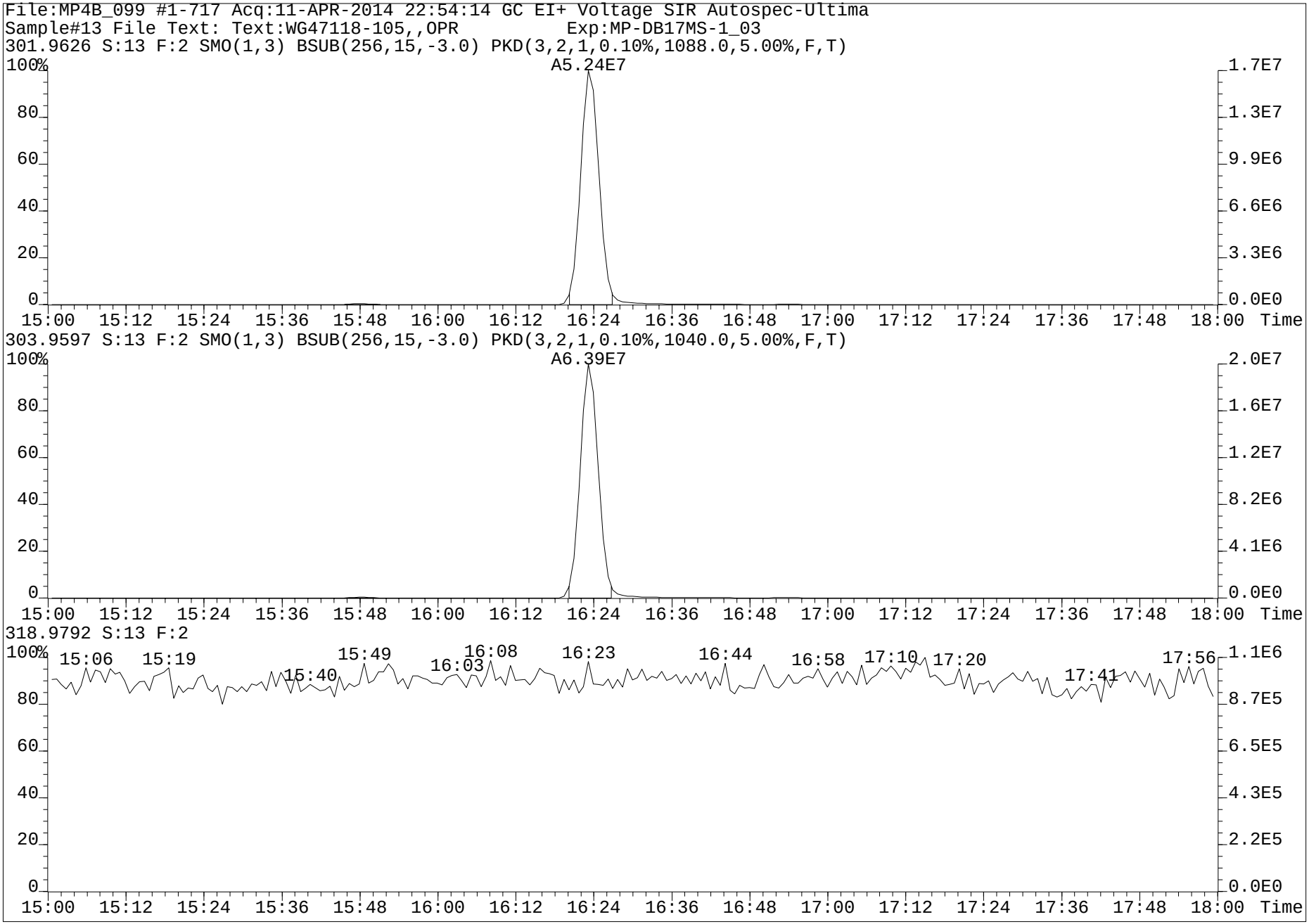
File:MP4B_099 #1-717 Acq:11-APR-2014 22:54:14 GC EI+ Voltage SIR Autospec-Ultima
Sample#13 File Text: Text:WG47118-105,,OPR Exp:MP-DB17MS-1_03
301.9626 S:13 F:2 SMO(1,3) BSUB(256,15,-3.0) PKD(3,2,1,0.10%,1088.0,5.00%,F,T)
A5.24E7
303.9597 S:13 F:2 SMO(1,3) BSUB(256,15,-3.0) PKD(3,2,1,0.10%,1040.0,5.00%,F,T)
A6.39E7
318.9792 S:13 F:2
15:06 15:19 15:40 15:49 16:03 16:08 16:23 16:44 16:58 17:10 17:20 17:41 17:56
Time

www.axysanalytical.com

Experiment : MP-DB17MS-1_03
GC Program : MP-DB17MS-1_01
Column type : DB17-MS
Serial # : US9271737H
kPa : 210
Vol injected: 2.0uL
PMT Voltage : 399

Temps -source: 250
-s resv: 160
-re_ent: 270
-cap_1 : 270
-cap_2 : 270

Tune : RT
List : RT
Check :
LIMS :
Logfile:

Date -list : 11-Apr-2014
-liner : 09-Apr-2014
-septum: 09-Apr-2014
-guard : 65cm 03-Apr-2014
-column: 20cm 23-Sep-2010
-t line: 30cm 23-Sep-2010

#	Data file	S	V	Sample Text	Comments	Acquisition Date/Time
1	MP4B_099	1	1	Toluene,,	1,,2.0uL	11-APR-14 16:10:34
2	MP4B_099	2	2	MP002A-CAL,,/01	1,,2.0uL CS-1/Sens	11-APR-14 16:44:09
3	MP4B_099	3	3	MP002B-CAL,,/01	1,,2.0uL CS-2	11-APR-14 17:17:47
4	MP4B_099	4	4	MP002C-CAL,,/01	1,,2.0uL CS-3	11-APR-14 17:51:23
5	MP4B_099	5	5	MP002D-CAL,,/01	1,,2.0uL CS-4	11-APR-14 18:25:04
6	MP4B_099	6	6	MP002G-CAL,,/01	1,,2.0uL CS-7	11-APR-14 18:58:45
7	MP4B_099	7	7	MP002F-CAL,,/01	1,,2.0uL CS-6	11-APR-14 19:32:21
8	MP4B_099	8	8	MP002E-CAL,,/01	1,,2.0uL CS-5/Cal	11-APR-14 20:06:01
9	MP4B_099	9	9	MP002D-CAL,,/01-4	1,,2.0uL CS-4	11-APR-14 20:39:41
10	MP4B_099	10	10	Toluene,,	1,,2.0uL	11-APR-14 21:13:22
11	MP4B_099	11	11	MPWG47118-107-CAL,,SAR	1,WG47118,2.0/200uL	11-APR-14 21:47:03
12	MP4B_099	12	12	WG47118-103,,OPR	1,WG47118,2.0/200uL	11-APR-14 22:20:39
13	MP4B_099	13	13	WG47118-105,,OPR	1,WG47118,2.0/200uL	11-APR-14 22:54:14
14	MP4B_099	14	14	Toluene,,	1,,2.0uL	11-APR-14 23:27:57
15	MP4B_099	15	15	WG47118-106,,SAR Low	1,WG47118,2.0/200uL	12-APR-14 00:01:37
16	MP4B_099	16	16	WG47118-104,,OPR Low	1,WG47118,2.0/200uL	12-APR-14 00:35:18
17	MP4B_099	17	17	Toluene,,	1,,2.0uL	12-APR-14 01:08:59
18	MP4B_099	18	18	WG47118-101,,Blank	1,WG47118,2.0/200uL	12-APR-14 01:42:35
19	MP4B_099	19	19	WG47118-102,,Blank	1,WG47118,2.0/200uL	12-APR-14 02:16:15
20	MP4B_099	20	20	L21234-1,,	1,WG47118,2.0/200uL	12-APR-14 02:49:57
21	MP4B_099	21	21	L21234-2,,	1,WG47118,2.0/200uL	12-APR-14 03:23:38
22	MP4B_099	22	22	L21234-3,,	1,WG47118,2.0/200uL	12-APR-14 03:57:13
23	MP4B_099	23	23	L21234-4,,	1,WG47118,2.0/200uL	12-APR-14 04:30:55
24	MP4B_099	24	24	L21234-5,,	1,WG47118,2.0/200uL	12-APR-14 05:04:35
25	MP4B_099	25	25	MP002E-CAL,,/01	1,,2.0uL Cal	12-APR-14 05:38:16
26	MP4B_099	26	26	MPWG47118-107-CAL,,SAR	1,WG47118,2.0/200uL	12-APR-14 06:11:52
27	MP4B_099	27	27	Toluene,,	1,,2.0uL	12-APR-14 06:45:32
28	MP4B_099	28	28	Toluene,,	1,,2.0uL	12-APR-14 07:19:08
29	MP4B_099	29	29	L21234-6,,	1,WG47118,2.0/200uL	12-APR-14 07:52:48
30	MP4B_099	30	30	L21234-7,,	1,WG47118,2.0/200uL	12-APR-14 08:26:27
31	MP4B_099	31	31	L21234-8,,	1,WG47118,2.0/200uL	12-APR-14 09:00:03
32	MP4B_099	32	32	L21236-7,,	1,WG47118,2.0/200uL	12-APR-14 09:33:39
33	MP4B_099	33	33	L21236-8,,	1,WG47118,2.0/200uL	12-APR-14 10:07:15
34	MP4B_099	34	34	L21241-1,,	1,WG47118,2.0/200uL	12-APR-14 10:40:54
35	MP4B_099	35	35	L21241-2,,	1,WG47118,2.0/200uL	12-APR-14 11:14:28
36	MP4B_099	36	36	L21241-3,,	1,WG47118,2.0/200uL	12-APR-14 11:48:08
37	MP4B_099	37	37	L21241-4,,	1,WG47118,2.0/200uL	12-APR-14 12:21:42
38	MP4B_099	38	38	L21241-5,,	1,WG47118,2.0/200uL	12-APR-14 12:55:18
39	MP4B_099	39	39	L21241-6,,	1,WG47118,2.0/200uL	12-APR-14 13:28:54
40	MP4B_099	40	25	MP002E-CAL,,/01	1,,2.0uL Cal	12-APR-14 14:02:33
41	MP4B_099	41	26	MPWG47118-107-CAL,,SAR	1,WG47118,2.0/200uL	12-APR-14 14:36:07
42	MP4B_099	42	1	Toluene,,	1,,2.0uL	12-APR-14 15:09:44
43	MP4B_099	43	1	Toluene,,	1,,2.0uL	12-APR-14 15:43:22
44	MP4B_099	44	1	Toluene,,	1,,2.0uL	12-APR-14 16:16:59
45	MP4B_099	45	1	Toluene,,	1,,2.0uL	12-APR-14 16:50:35
46	MP4B_099	46	1	Toluene,,	1,,2.0uL	12-APR-14 17:24:12
47	MP4B_099	47	1	Toluene,,	1,,2.0uL	12-APR-14 17:57:54
48	MP4B_099	48	1	Toluene,,	1,,2.0uL	12-APR-14 18:31:37
49	MP4B_099	49	1	Toluene,,	1,,2.0uL	12-APR-14 19:05:15
50	MP4B_099	50	1	Toluene,,	1,,2.0uL	12-APR-14 19:38:52
51	MP4B_099	51	1	Toluene,,	1,,2.0uL	12-APR-14 20:12:28



52	MP4B_099	52	1	Toluene,,	1,,2.0uL	12-APR-14 20:46:08
53	MP4B_099	53	1	Toluene,,	1,,2.0uL	12-APR-14 21:19:50
54	MP4B_099	54	1	Toluene,,	1,,2.0uL	12-APR-14 21:53:28
55	MP4B_099	55	1	Toluene,,	1,,2.0uL	12-APR-14 22:27:09
56	MP4B_099	56	1	Toluene,,	1,,2.0uL	12-APR-14 23:00:51
57	MP4B_099	57	1	Toluene,,	1,,2.0uL	12-APR-14 23:34:26
58	MP4B_099	58	1	Toluene,,	1,,2.0uL	13-APR-14 00:08:07
59	MP4B_099	59	1	Toluene,,	1,,2.0uL	13-APR-14 00:41:44
60	MP4B_099	60	1	Toluene,,	1,,2.0uL	13-APR-14 01:15:24
61	MP4B_099	61	1	Toluene,,	1,,2.0uL	13-APR-14 01:49:01

www.axysanalytical.com

Run: mp4b_099-» Analyte: MP-DB17-C» Cal: mp4b_099-» Results: Version: V3.6 6-JAN-2000 17:51:42

Name	Mean RRF	S. D.		%RSD	MP4B_099 RRF#1	S2 SD	MP4B_099 RRF#2	S3 SD	MP4B_099 RRF#3	S4 SD	MP4B_099 RRF#4	S9 SD	MP4B_099 RRF#5	S8 SD	MP4B_099 RRF#6	S7 SD	MP4B_099 RRF#7	S6 SD
1-OH-Naphthalene	1.2078	0.015		1.22 %	1.21	0.2	1.18	-2.1	1.21	0.1	1.21	0.3	1.21	0.0	1.23	1.3	1.21	0.2
1-OH-Pyrene	1.0687	0.023		2.13 %	1.06	-0.5	1.03	-1.7	1.08	0.3	1.08	0.3	1.08	0.5	1.06	-0.5	1.10	1.5
3-OH-Chrysene	1.1196	0.056		4.98 %	1.08	-0.7	1.05	-1.3	1.08	-0.7	1.21	1.7	1.16	0.7	1.14	0.3	1.12	0.0
OH-Benz[a]anthracene	0.4980	0.109		21.82 %	0.32	-1.7	0.47	-0.2	0.42	-0.7	0.52	0.2	0.52	0.2	0.64	1.3	0.59	0.9
-OH-Benzo[a]pyrene-C	1.6030	0.413	X	25.74 %	*	*	*	*	1.57	-0.1	1.55	-0.1	1.92	0.8	0.96	-1.6	2.01	1.0
-OH-Benzo[a]pyrene-T	1.6416	0.384		23.36 %	*	*	*	*	1.38	-0.7	1.79	0.4	1.79	0.4	1.14	-1.3	2.12	1.2
-OH-Benzo[a]pyrene-3	0.1106	0.065	X	58.39 %	*	*	*	*	0.09	-0.3	0.22	1.7	0.06	-0.8	0.10	-0.1	0.08	-0.5
9-OH-Benzo[a]pyrene	0.3216	0.110	X	34.12 %	0.31	-0.1	0.30	-0.2	0.18	-1.3	0.27	-0.5	0.30	-0.2	0.54	2.0	0.35	0.3
3-OH-Benzo[a]pyrene	1.4223	0.277		19.46 %	1.08	-1.2	1.14	-1.0	1.18	-0.9	1.74	1.2	1.58	0.6	1.61	0.7	1.62	0.7
-OH-Benzo[a]pyrene-4	0.0774	0.021	X	27.63 %	*	*	*	*	*	*	0.11	1.5	0.07	-0.6	0.07	-0.3	0.06	-0.6
3C6-1-OH-Naphthalene	0.7714	0.043		5.54 %	0.78	0.2	0.77	0.1	0.84	1.7	0.71	-1.5	0.75	-0.6	0.75	-0.4	0.79	0.5
13C6-1-OH-Pyrene	1.3983	0.074		5.32 %	1.48	1.2	1.46	0.8	1.36	-0.5	1.28	-1.6	1.33	-0.9	1.45	0.7	1.42	0.2
13C6-1-OH-BAA	1.3830	0.106		7.66 %	1.49	1.0	1.54	1.5	1.30	-0.8	1.25	-1.2	1.30	-0.8	1.40	0.2	1.40	0.2
13C6-3-OH-Chrysene	0.7866	0.090		11.42 %	0.82	0.4	0.89	1.2	0.70	-1.0	0.67	-1.3	0.72	-0.7	0.87	0.9	0.84	0.6
-3-OH-Benzo[a]pyrene	0.2139	0.085	X	39.89 %	0.27	0.7	0.31	1.1	0.12	-1.1	0.12	-1.1	0.16	-0.6	0.32	1.2	0.19	-0.3
13C-CL4-OH-PCB-79	0.2007	0.009		4.71 %	0.22	2.2	0.20	0.2	0.20	-0.5	0.20	-0.6	0.20	-0.6	0.20	-0.1	0.20	-0.6
13C-CL4-PCB-79	Div0	*		* %	Div0	*	Div0	*	Div0	*	Div0	*	Div0	*	Div0	*	Div0	*
13C-CL4-PCB-81	-	-		- %	-	-	-	-	-	-	-	-	-	-	-	-	-	-
Fn1 Lock	-	-		- %	-	-	-	-	-	-	-	-	-	-	-	-	-	-
Fn2 Lock	-	-		- %	-	-	-	-	-	-	-	-	-	-	-	-	-	-
Fn3 Lock	-	-		- %	-	-	-	-	-	-	-	-	-	-	-	-	-	-
Fn4 Lock	-	-		- %	-	-	-	-	-	-	-	-	-	-	-	-	-	-
Fn5 Lock	-	-		- %	-	-	-	-	-	-	-	-	-	-	-	-	-	-
Fn6 Lock	-	-		- %	-	-	-	-	-	-	-	-	-	-	-	-	-	-

pr'd by RG 17APR2014

sv by MW 24-APR-14

www.axysanalytical.com

Run #1 Filename MP4B_099 S: 2 I: 1 Acquired: 11-APR-14 16:44:09 Processed: 14-APR-14 10:45:52
Run: mp4b_099-7a Analyte: MP-DB17-C03 Cal: mp4b_099-7a Results: Version: V3.6 6-JAN-2000 17:51:42
Sample text: MP002A-CAL,,/01 Comments: 1,,2.0uL CS-1 F1: 0.05 F2: 1.00

	Typ	Name	Amount	Resp	RA		RT	RF	RRF		Modified?
1	Unk	1-OH-Naphthalene	505.00	1.28e+09	0.81	n	8:07	-	1.2104	y	n
2	Unk	1-OH-Pyrene	505.00	2.12e+09	3.12	n	20:46	-	1.0578	y	n
3	Unk	3-OH-Chrysene	0.25	5.98e+05	1.86	n	23:03	-	1.0831	y	n
4	Unk	3-OH-Benz[a]anthracene	0.25	3.17e+05	1.75	n	23:14	-	0.3181	y	n
5	Unk	7,8-OH-Benzo[a]pyrene-C	0.25	*	*	n	NotF»	-	*	n	n
6	Unk	7,8-OH-Benzo[a]pyrene-T	0.25	*	*	n	NotF»	-	*	n	n
7	Unk	7,8-OH-Benzo[a]pyrene-3	0.50	*	*	n	NotF»	-	*	n	n
8	Unk	9-OH-Benzo[a]pyrene	0.25	1.70e+05	11.67	n	26:32	-	0.3054	y	n
9	Unk	3-OH-Benzo[a]pyrene	0.25	1.99e+05	10.08	n	26:48	-	1.0769	y	n
10	Unk	7,8-OH-Benzo[a]pyrene-4	0.50	*	*	n	NotF»	-	*	n	n
11	IS	13C6-1-OH-Naphthalene	250.00	5.22e+08	0.77	n	8:07	-	0.7820	y	n
12	IS	13C6-1-OH-Pyrene	250.00	9.92e+08	3.22	n	20:45	-	1.4848	y	n
13	IS	13C6-1-OH-BAA	260.00	1.03e+09	2.20	n	22:30	-	1.4870	y	n
14	IS	13C6-3-OH-Chrysene	253.00	5.55e+08	1.97	n	23:03	-	0.8213	y	n
15	IS	D11-3-OH-Benzo[a]pyrene	256.00	1.88e+08	5.23	n	26:43	-	0.2748	y	n
16	IS	13C-CL4-OH-PCB-79	250.00	1.48e+08	0.76	y	20:04	-	0.2211	y	n
17	IS	13C-CL4-PCB-79	0.00	*	*	n	NotF»	-	Div0	n	n
18	RS	13C-CL4-PCB-81	250.00	6.68e+08	0.81	y	16:24	2.67e+06	-	n	n
19	Tot	Fn1 Lock	0.00	-			-	-	-	n	n
20	Tot	Fn2 Lock	0.00	-			-	-	-	n	n
21	Tot	Fn3 Lock	0.00	-			-	-	-	n	n
22	Tot	Fn4 Lock	0.00	-			-	-	-	n	n
23	Tot	Fn5 Lock	0.00	-			-	-	-	n	n
24	Tot	Fn6 Lock	0.00	-			-	-	-	n	n

pr'd by RS 17APR2014
SV by MW 24-Apr-14

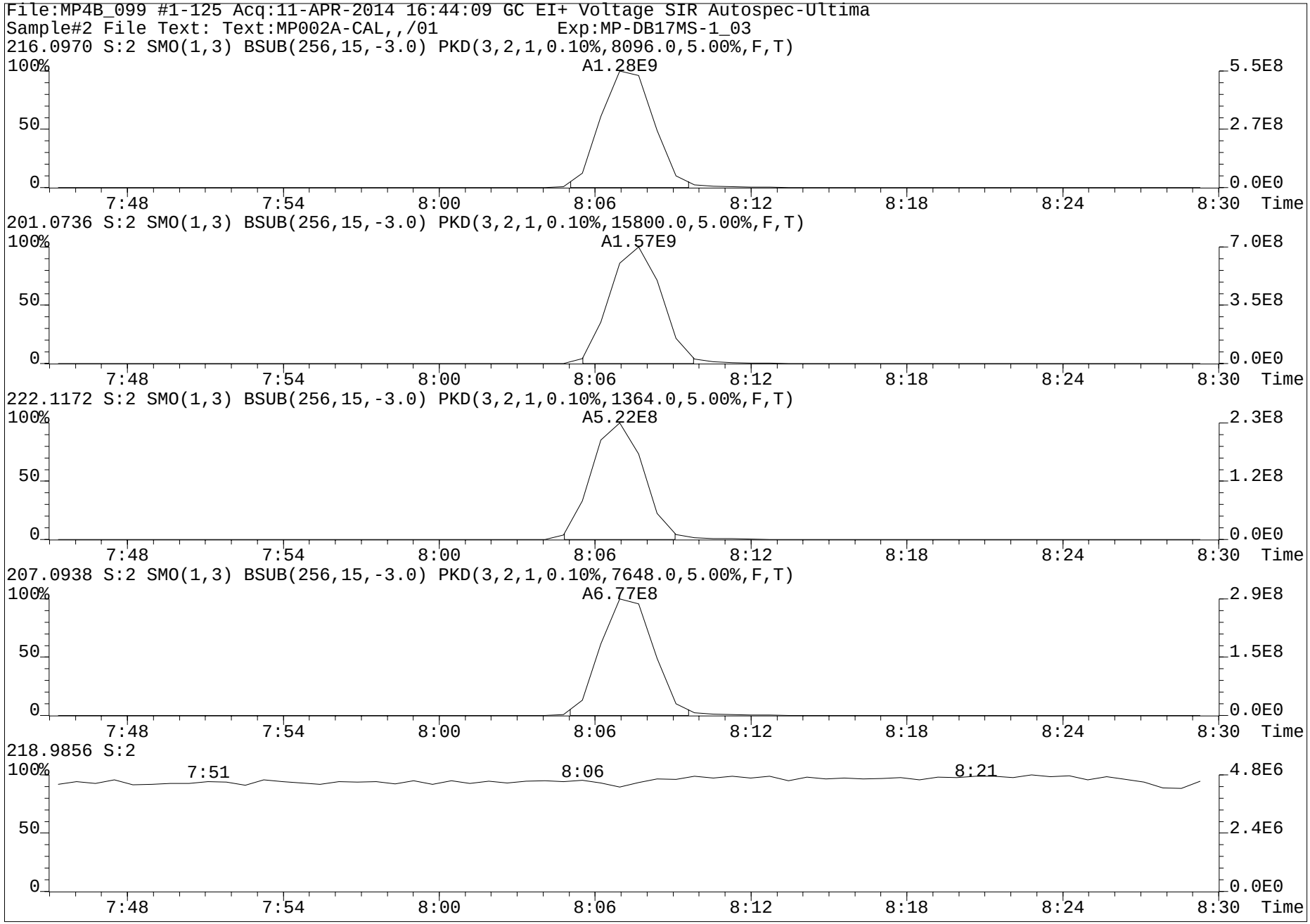
File:MP4B_099 #1-125 Acq:11-APR-2014 16:44:09 GC EI+ Voltage SIR Autospec-Ultima
Sample#2 File Text: Text:MP002A-CAL,,/01 Exp:MP-DB17MS-1_03
216.0970 S:2 SMO(1,3) BSUB(256,15,-3.0) PKD(3,2,1,0.10%,8096.0,5.00%,F,T)
A1.28E9
201.0736 S:2 SMO(1,3) BSUB(256,15,-3.0) PKD(3,2,1,0.10%,15800.0,5.00%,F,T)
A1.57E9
222.1172 S:2 SMO(1,3) BSUB(256,15,-3.0) PKD(3,2,1,0.10%,1364.0,5.00%,F,T)
A5.22E8
207.0938 S:2 SMO(1,3) BSUB(256,15,-3.0) PKD(3,2,1,0.10%,7648.0,5.00%,F,T)
A6.77E8
218.9856 S:2
7:51
8:06
8:21
100%
50
0
7:48
7:54
8:00
8:06
8:12
8:18
8:24
8:30
Time
5.5E8
2.7E8
0.0E0
7.0E8
3.5E8
2.3E8
1.2E8
2.9E8
1.5E8
4.8E6
2.4E6

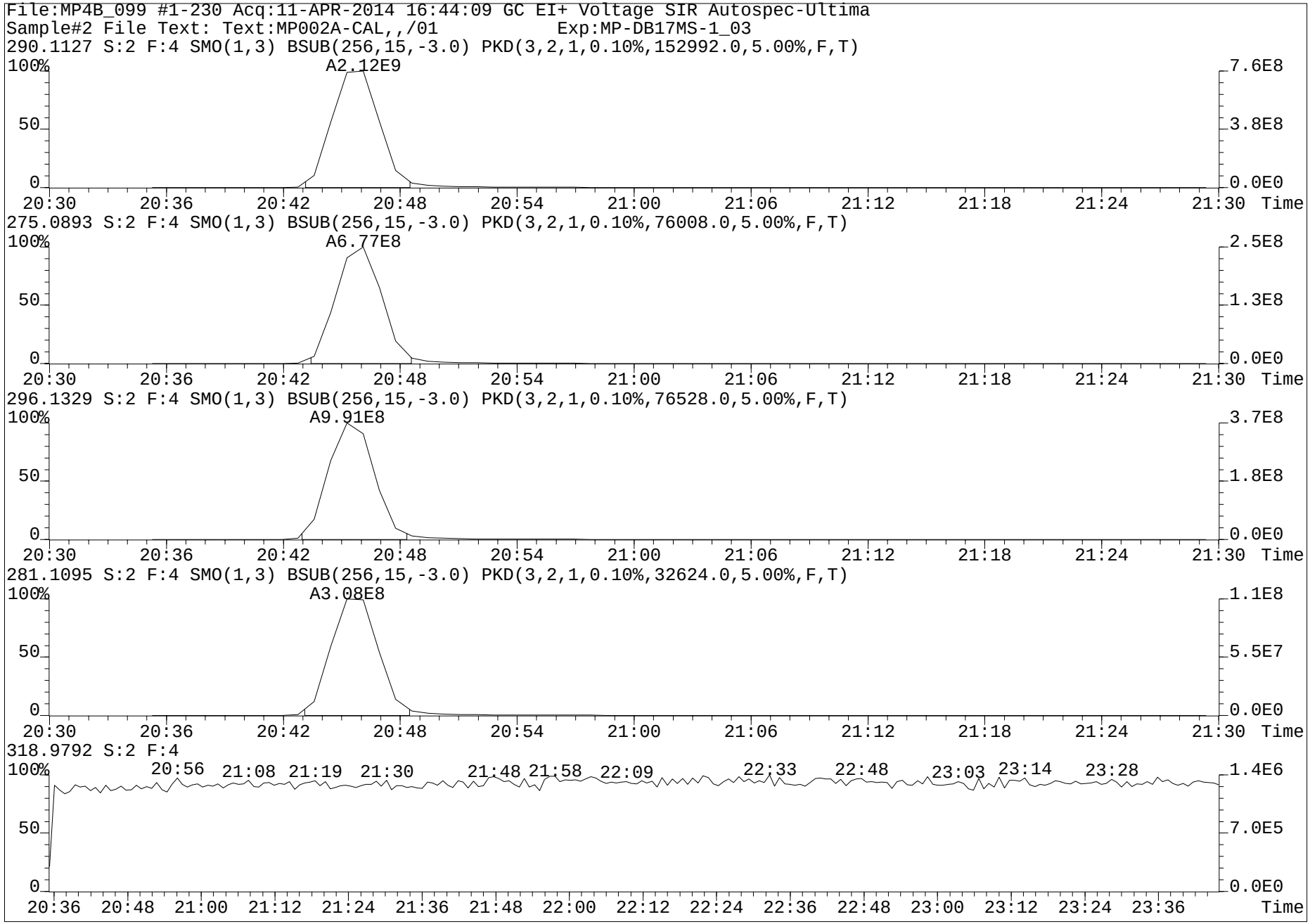
File:MP4B_099 #1-230 Acq:11-APR-2014 16:44:09 GC EI+ Voltage SIR Autospec-Ultima
Sample#2 File Text: Text:MP002A-CAL,,/01 Exp:MP-DB17MS-1_03
290.1127 S:2 F:4 SMO(1,3) BSUB(256,15,-3.0) PKD(3,2,1,0.10%,152992.0,5.00%,F,T)
A2.12E9
275.0893 S:2 F:4 SMO(1,3) BSUB(256,15,-3.0) PKD(3,2,1,0.10%,76008.0,5.00%,F,T)
A6.77E8
296.1329 S:2 F:4 SMO(1,3) BSUB(256,15,-3.0) PKD(3,2,1,0.10%,76528.0,5.00%,F,T)
A9.91E8
281.1095 S:2 F:4 SMO(1,3) BSUB(256,15,-3.0) PKD(3,2,1,0.10%,32624.0,5.00%,F,T)
A3.08E8
318.9792 S:2 F:4
20:56 21:08 21:19 21:30 21:48 21:58 22:09 22:33 22:48 23:03 23:14 23:28
Time

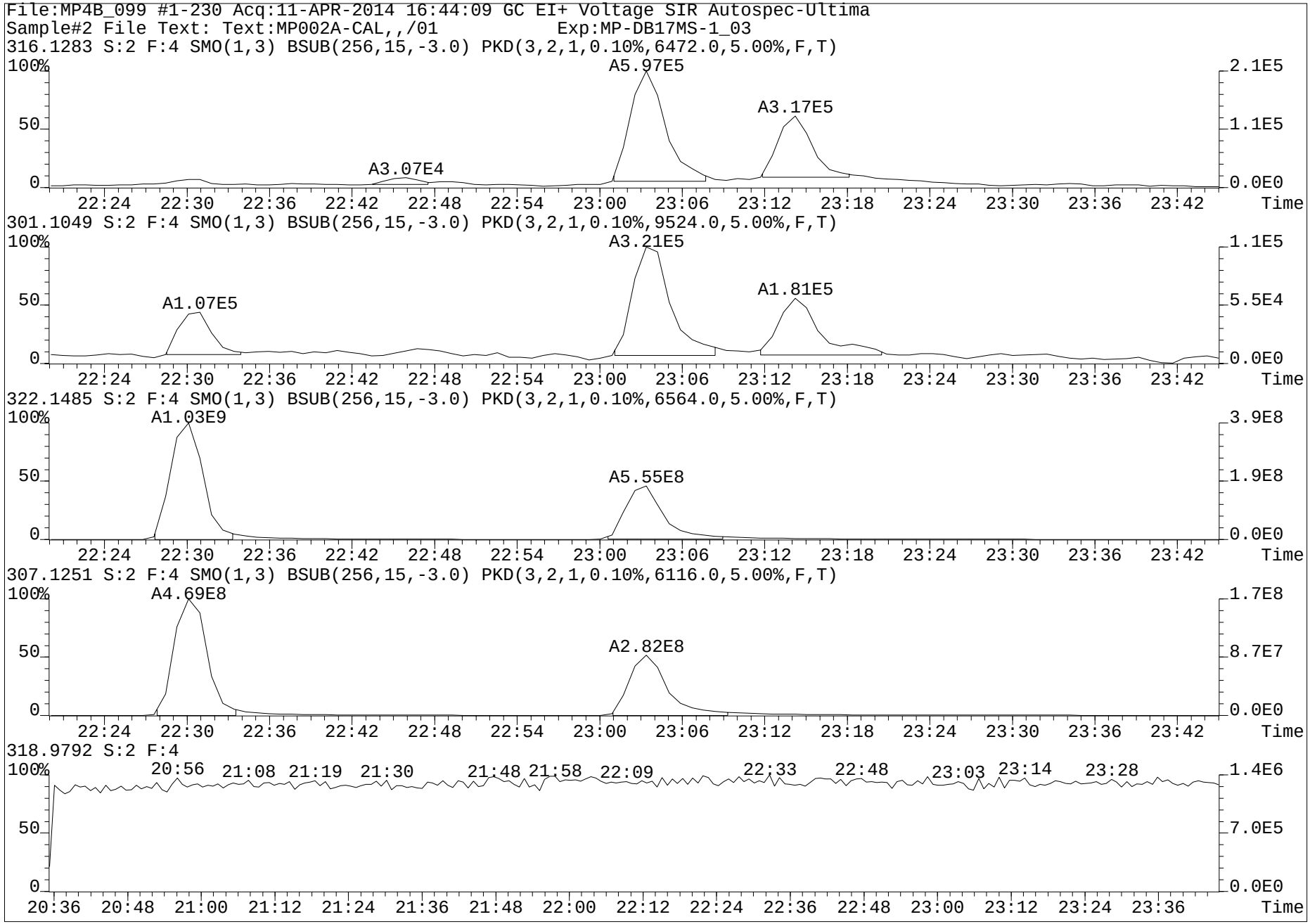
File:MP4B_099 #1-230 Acq:11-APR-2014 16:44:09 GC EI+ Voltage SIR Autospec-Ultima
Sample#2 File Text: Text:MP002A-CAL,,/01 Exp:MP-DB17MS-1_03
316.1283 S:2 F:4 SMO(1,3) BSUB(256,15,-3.0) PKD(3,2,1,0.10%,6472.0,5.00%,F,T)
A5.97E5
A3.17E5
A3.07E4
2.1E5
1.1E5
0.0E0
301.1049 S:2 F:4 SMO(1,3) BSUB(256,15,-3.0) PKD(3,2,1,0.10%,9524.0,5.00%,F,T)
A3.21E5
A1.81E5
A1.07E5
1.1E5
5.5E4
0.0E0
322.1485 S:2 F:4 SMO(1,3) BSUB(256,15,-3.0) PKD(3,2,1,0.10%,6564.0,5.00%,F,T)
A1.03E9
A5.55E8
3.9E8
1.9E8
0.0E0
307.1251 S:2 F:4 SMO(1,3) BSUB(256,15,-3.0) PKD(3,2,1,0.10%,6116.0,5.00%,F,T)
A4.69E8
A2.82E8
1.7E8
8.7E7
0.0E0
318.9792 S:2 F:4
20:56 21:08 21:19 21:30 21:48 21:58 22:09 22:33 22:48 23:03 23:14 23:28
1.4E6
7.0E5
0.0E0
Time

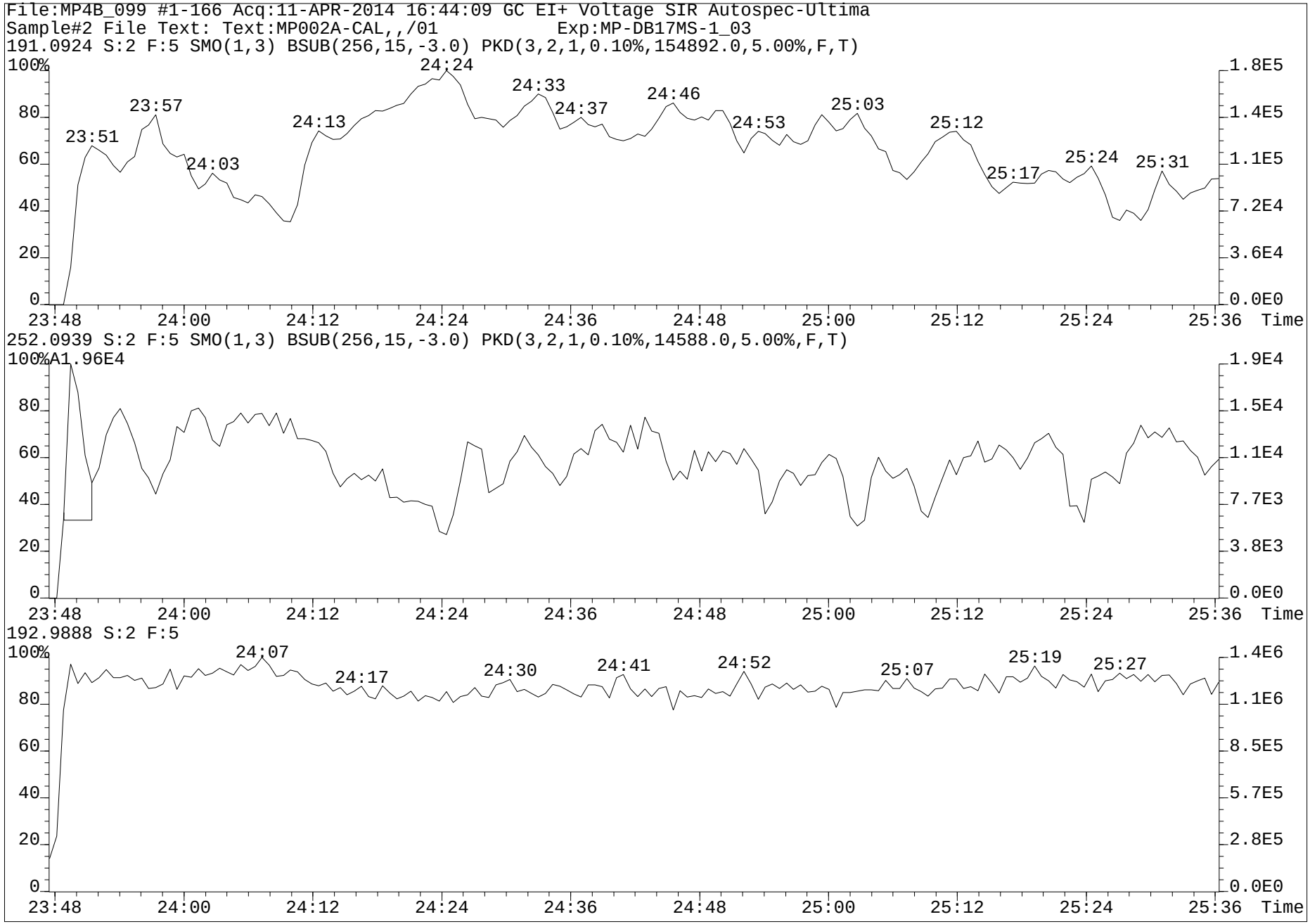
File:MP4B_099 #1-166 Acq:11-APR-2014 16:44:09 GC EI+ Voltage SIR Autospec-Ultima
Sample#2 File Text: Text:MP002A-CAL,,/01 Exp:MP-DB17MS-1_03
191.0924 S:2 F:5 SMO(1,3) BSUB(256,15,-3.0) PKD(3,2,1,0.10%,154892.0,5.00%,F,T)
100%
80
60
40
20
0
1.8E5
1.4E5
1.1E5
7.2E4
3.6E4
0.0E0
23:51
23:57
24:03
24:13
24:24
24:33
24:37
24:46
24:53
25:03
25:12
25:17
25:24
25:31
23:48
24:00
24:12
24:24
24:36
24:48
25:00
25:12
25:24
25:36
Time
252.0939 S:2 F:5 SMO(1,3) BSUB(256,15,-3.0) PKD(3,2,1,0.10%,14588.0,5.00%,F,T)
100%A1.96E4
80
60
40
20
0
1.9E4
1.5E4
1.1E4
7.7E3
3.8E3
0.0E0
23:48
24:00
24:12
24:24
24:36
24:48
25:00
25:12
25:24
25:36
Time
192.9888 S:2 F:5
100%
80
60
40
20
0
1.4E6
1.1E6
8.5E5
5.7E5
2.8E5
0.0E0
24:07
24:17
24:30
24:41
24:52
25:07
25:19
25:27
23:48
24:00
24:12
24:24
24:36
24:48
25:00
25:12
25:24
25:36
Time

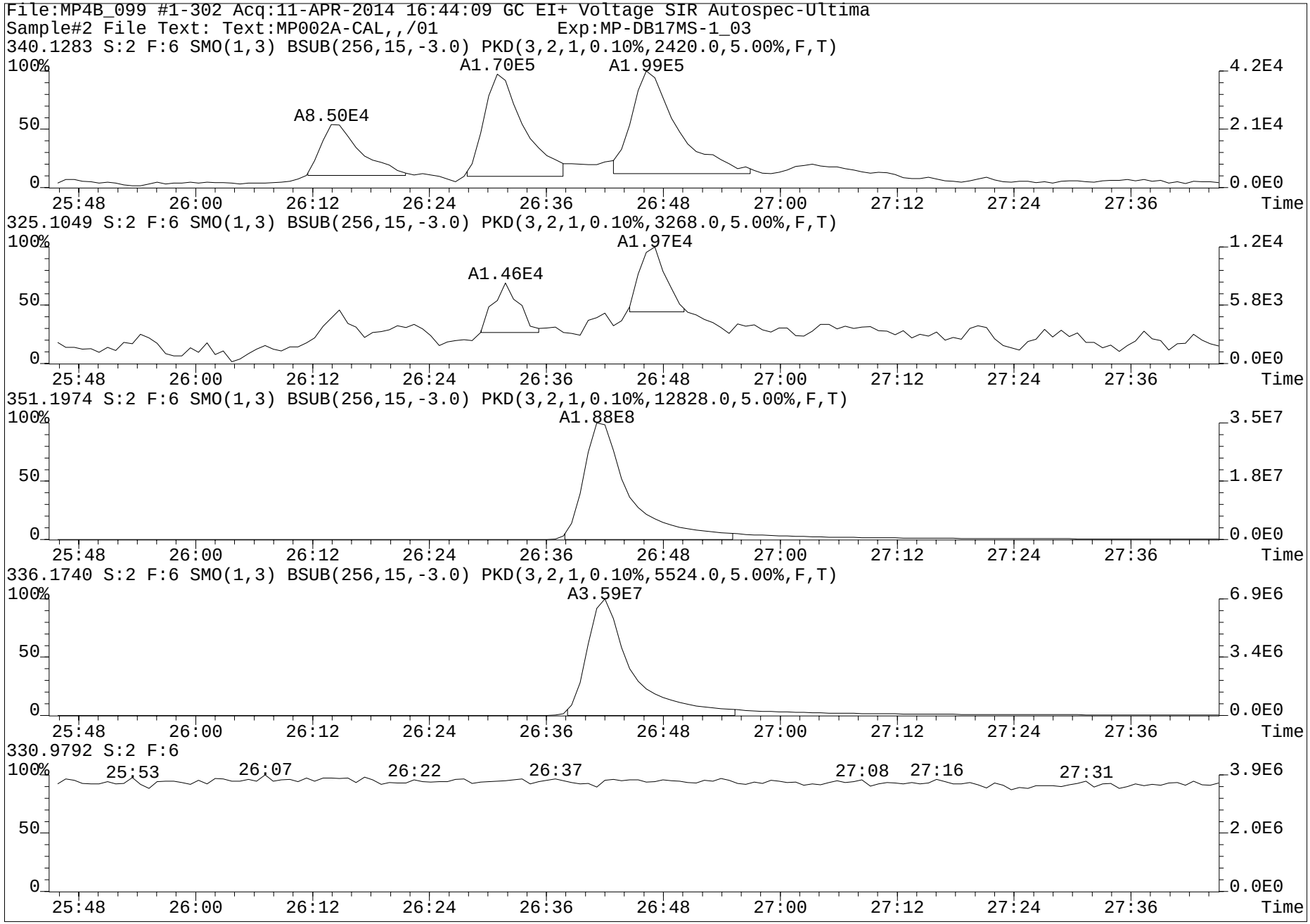
File:MP4B_099 #1-302 Acq:11-APR-2014 16:44:09 GC EI+ Voltage SIR Autospec-Ultima
Sample#2 File Text: Text:MP002A-CAL,,/01 Exp:MP-DB17MS-1_03
340.1283 S:2 F:6 SMO(1,3) BSUB(256,15,-3.0) PKD(3,2,1,0.10%,2420.0,5.00%,F,T)
A8.50E4
A1.70E5
A1.99E5
325.1049 S:2 F:6 SMO(1,3) BSUB(256,15,-3.0) PKD(3,2,1,0.10%,3268.0,5.00%,F,T)
A1.46E4
A1.97E4
351.1974 S:2 F:6 SMO(1,3) BSUB(256,15,-3.0) PKD(3,2,1,0.10%,12828.0,5.00%,F,T)
A1.88E8
336.1740 S:2 F:6 SMO(1,3) BSUB(256,15,-3.0) PKD(3,2,1,0.10%,5524.0,5.00%,F,T)
A3.59E7
330.9792 S:2 F:6
25:53
26:07
26:22
26:37
27:08
27:16
27:31
100%
50
0
25:48
26:00
26:12
26:24
26:36
26:48
27:00
27:12
27:24
27:36
Time
4.2E4
2.1E4
0.0E0
1.2E4
5.8E3
3.5E7
1.8E7
6.9E6
3.4E6
3.9E6
2.0E6

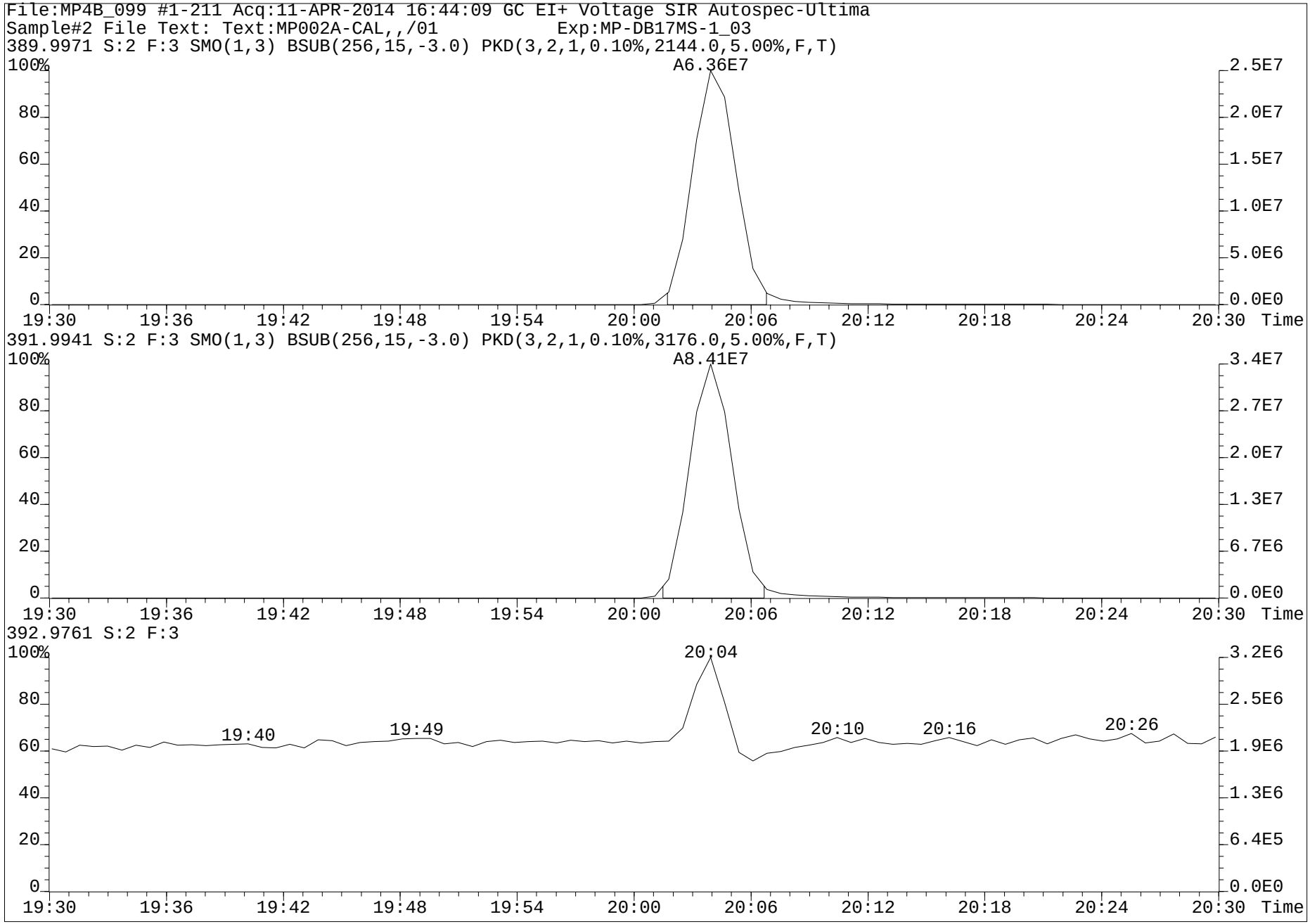
File:MP4B_099 #1-211 Acq:11-APR-2014 16:44:09 GC EI+ Voltage SIR Autospec-Ultima
Sample#2 File Text: Text:MP002A-CAL,,/01 Exp:MP-DB17MS-1_03
389.9971 S:2 F:3 SMO(1,3) BSUB(256,15,-3.0) PKD(3,2,1,0.10%,2144.0,5.00%,F,T)
A6.36E7
391.9941 S:2 F:3 SMO(1,3) BSUB(256,15,-3.0) PKD(3,2,1,0.10%,3176.0,5.00%,F,T)
A8.41E7
392.9761 S:2 F:3
20:04
19:40
19:49
20:10
20:16
20:26
Time

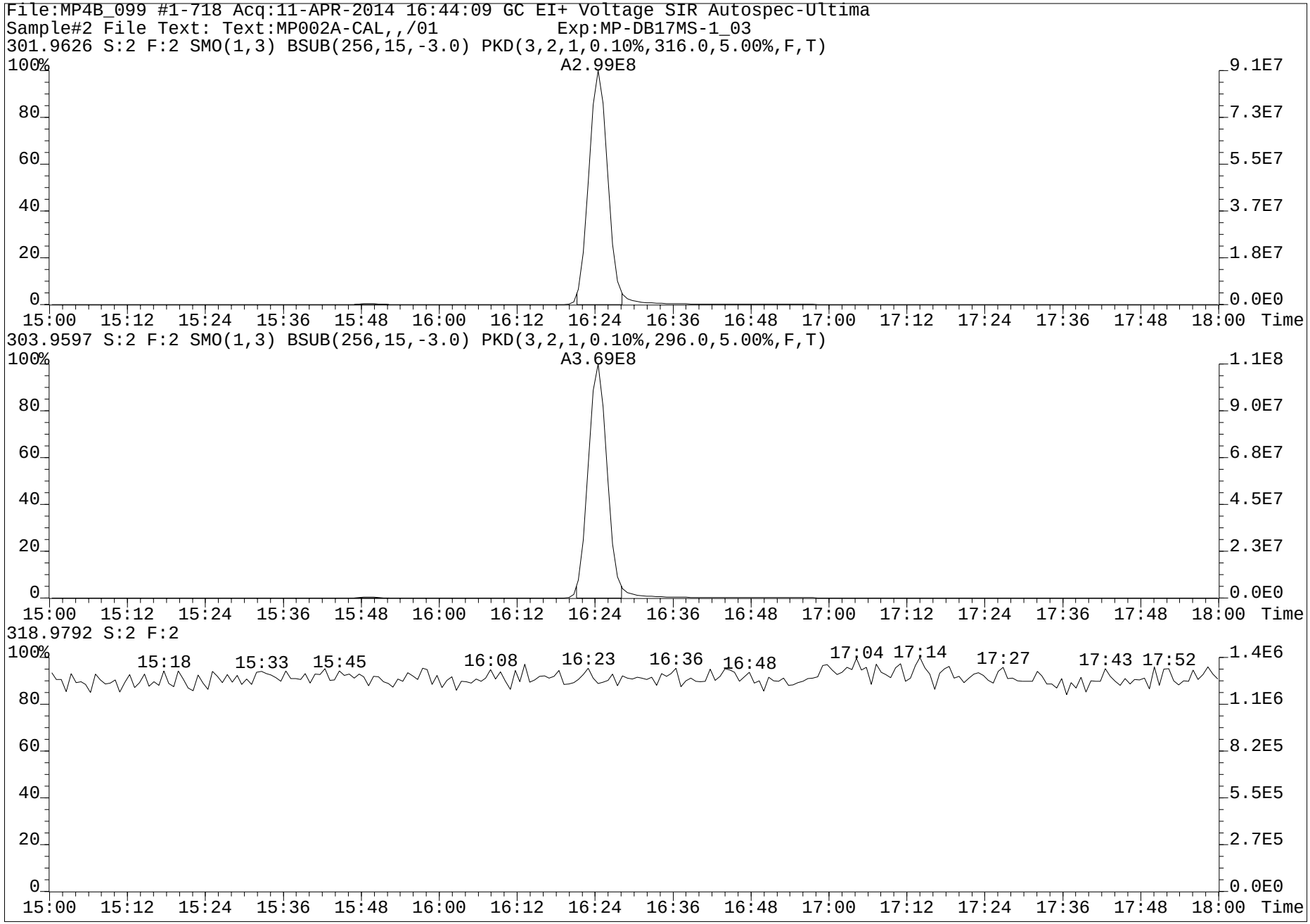
File:MP4B_099 #1-718 Acq:11-APR-2014 16:44:09 GC EI+ Voltage SIR Autospec-Ultima
Sample#2 File Text: Text:MP002A-CAL,,/01 Exp:MP-DB17MS-1_03
301.9626 S:2 F:2 SMO(1,3) BSUB(256,15,-3.0) PKD(3,2,1,0.10%,316.0,5.00%,F,T)
A2.99E8
303.9597 S:2 F:2 SMO(1,3) BSUB(256,15,-3.0) PKD(3,2,1,0.10%,296.0,5.00%,F,T)
A3.69E8
318.9792 S:2 F:2
15:18
15:33
15:45
16:08
16:23
16:36
16:48
17:04
17:14
17:27
17:43
17:52
Time

www.axysanalytical.com

Run #2 Filename MP4B_099 S: 3 I: 1 Acquired: 11-APR-14 17:17:47 Processed: 14-APR-14 10:45:52
Run: mp4b_099-7a Analyte: MP-DB17-C03 Cal: mp4b_099-7a Results: Version: V3.6 6-JAN-2000 17:51:42
Sample text: MP002B-CAL,,/01 Comments: 1,,2.0uL CS-2 F1: 0.10 F2: 1.00

	Typ	Name	Amount	Resp	RA		RT	RF	RRF		Modified?
1	Unk	1-OH-Naphthalene	505.00	1.21e+09	0.79	n	8:06	-	1.1775	y	n
2	Unk	1-OH-Pyrene	505.00	2.00e+09	3.01	n	20:45	-	1.0302	y	n
3	Unk	3-OH-Chrysene	0.50	1.24e+06	1.93	n	23:03	-	1.0468	y	n
4	Unk	3-OH-Benz[a]anthracene	0.50	9.66e+05	2.13	n	23:14	-	0.4744	y	n
5	Unk	7,8-OH-Benzo[a]pyrene-C	0.50	*	*	n	NotF»	-	*	n	n
6	Unk	7,8-OH-Benzo[a]pyrene-T	0.50	*	*	n	NotF»	-	*	n	n
7	Unk	7,8-OH-Benzo[a]pyrene-3	1.00	*	*	n	NotF»	-	*	n	y
8	Unk	9-OH-Benzo[a]pyrene	0.51	3.58e+05	5.56	n	26:30	-	0.2994	y	y
9	Unk	3-OH-Benzo[a]pyrene	0.50	4.63e+05	6.81	n	26:47	-	1.1431	y	y
10	Unk	7,8-OH-Benzo[a]pyrene-4	1.00	*	*	n	NotF»	-	*	n	y
11	IS	13C6-1-OH-Naphthalene	250.00	5.11e+08	0.78	n	8:06	-	0.7743	y	n
12	IS	13C6-1-OH-Pyrene	250.00	9.63e+08	3.17	n	20:45	-	1.4606	y	n
13	IS	13C6-1-OH-BAA	260.00	1.05e+09	2.35	n	22:29	-	1.5383	y	n
14	IS	13C6-3-OH-Chrysene	253.00	5.95e+08	1.89	n	23:03	-	0.8909	y	n
15	IS	D11-3-OH-Benzo[a]pyrene	256.00	2.06e+08	5.24	n	26:42	-	0.3055	y	n
16	IS	13C-CL4-OH-PCB-79	250.00	1.34e+08	0.77	y	20:03	-	0.2027	y	n
17	IS	13C-CL4-PCB-79	0.00	*	*	n	NotF»	-	Div0	n	n
18	RS	13C-CL4-PCB-81	250.00	6.59e+08	0.82	y	16:23	2.64e+06	-	n	n
19	Tot	Fn1 Lock	0.00	-			-	-	-	n	n
20	Tot	Fn2 Lock	0.00	-			-	-	-	n	n
21	Tot	Fn3 Lock	0.00	-			-	-	-	n	n
22	Tot	Fn4 Lock	0.00	-			-	-	-	n	n
23	Tot	Fn5 Lock	0.00	-			-	-	-	n	n
24	Tot	Fn6 Lock	0.00	-			-	-	-	n	n

pr'd by RF 17APR2014
SV by MW 24-Apr-14

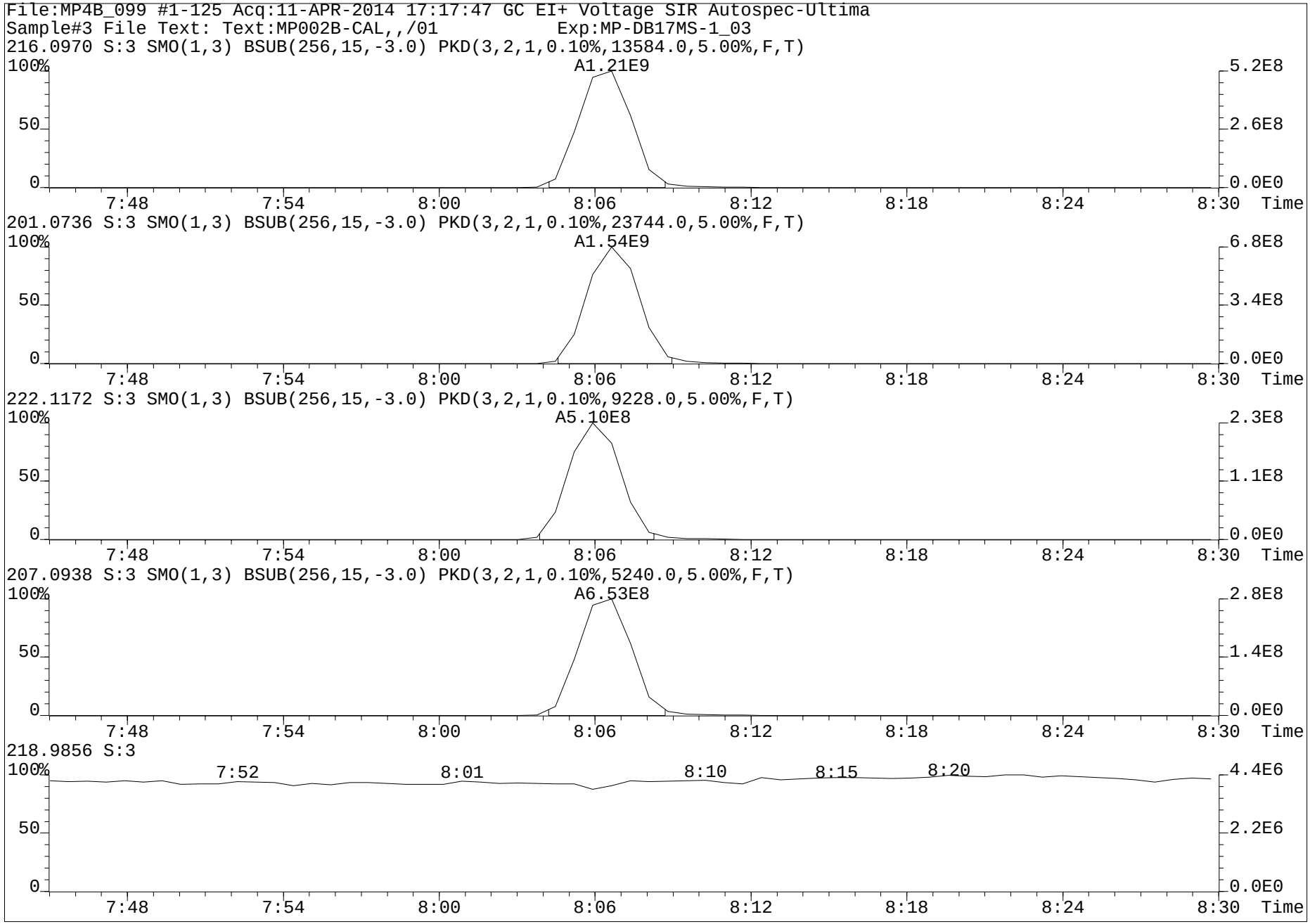
File:MP4B_099 #1-125 Acq:11-APR-2014 17:17:47 GC EI+ Voltage SIR Autospec-Ultima
Sample#3 File Text: Text:MP002B-CAL,,/01 Exp:MP-DB17MS-1_03
216.0970 S:3 SMO(1,3) BSUB(256,15,-3.0) PKD(3,2,1,0.10%,13584.0,5.00%,F,T)
A1.21E9
201.0736 S:3 SMO(1,3) BSUB(256,15,-3.0) PKD(3,2,1,0.10%,23744.0,5.00%,F,T)
A1.54E9
222.1172 S:3 SMO(1,3) BSUB(256,15,-3.0) PKD(3,2,1,0.10%,9228.0,5.00%,F,T)
A5.10E8
207.0938 S:3 SMO(1,3) BSUB(256,15,-3.0) PKD(3,2,1,0.10%,5240.0,5.00%,F,T)
A6.53E8
218.9856 S:3
7:52
8:01
8:10
8:15
8:20
7:48
7:54
8:00
8:06
8:12
8:18
8:24
8:30
Time

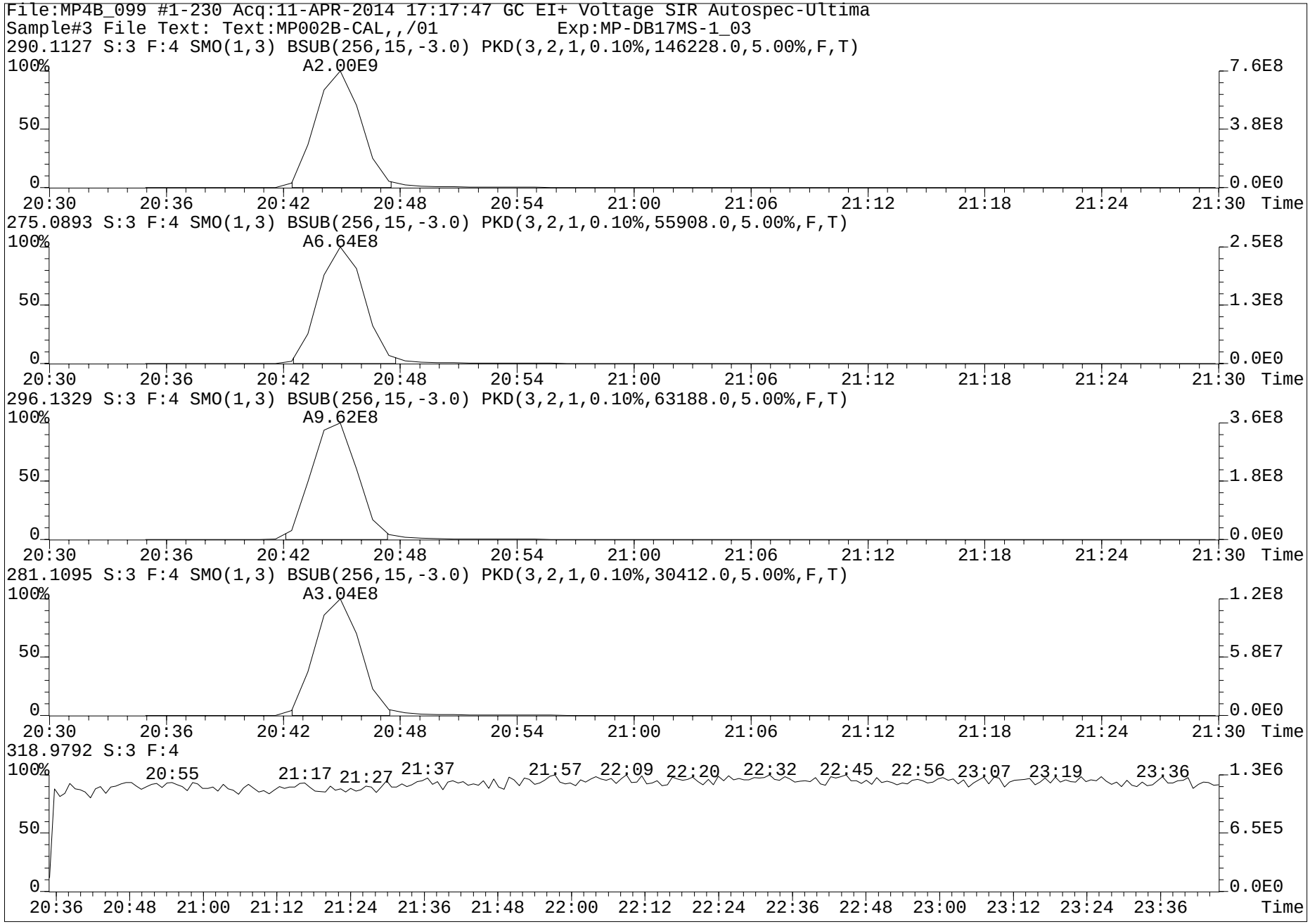
File:MP4B_099 #1-230 Acq:11-APR-2014 17:17:47 GC EI+ Voltage SIR Autospec-Ultima
Sample#3 File Text: Text:MP002B-CAL,,/01 Exp:MP-DB17MS-1_03
290.1127 S:3 F:4 SMO(1,3) BSUB(256,15,-3.0) PKD(3,2,1,0.10%,146228.0,5.00%,F,T)
A2.00E9
275.0893 S:3 F:4 SMO(1,3) BSUB(256,15,-3.0) PKD(3,2,1,0.10%,55908.0,5.00%,F,T)
A6.64E8
296.1329 S:3 F:4 SMO(1,3) BSUB(256,15,-3.0) PKD(3,2,1,0.10%,63188.0,5.00%,F,T)
A9.62E8
281.1095 S:3 F:4 SMO(1,3) BSUB(256,15,-3.0) PKD(3,2,1,0.10%,30412.0,5.00%,F,T)
A3.04E8
318.9792 S:3 F:4
20:55 21:17 21:27 21:37 21:57 22:09 22:20 22:32 22:45 22:56 23:07 23:19 23:36
Time

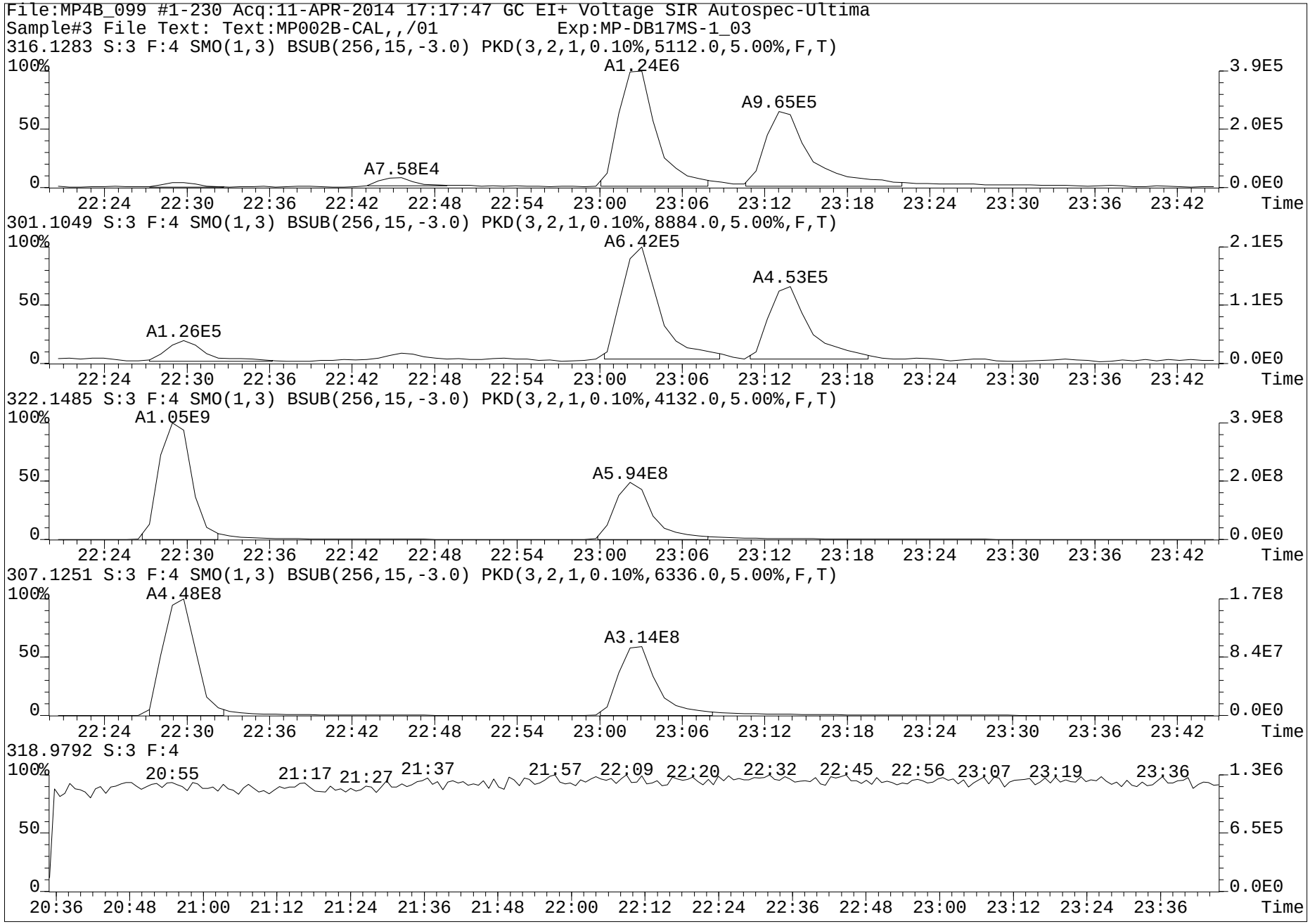
File:MP4B_099 #1-230 Acq:11-APR-2014 17:17:47 GC EI+ Voltage SIR Autospec-Ultima
Sample#3 File Text: Text:MP002B-CAL,,/01 Exp:MP-DB17MS-1_03
316.1283 S:3 F:4 SMO(1,3) BSUB(256,15,-3.0) PKD(3,2,1,0.10%,5112.0,5.00%,F,T)
A1.24E6
A9.65E5
A7.58E4
3.9E5
2.0E5
0.0E0
301.1049 S:3 F:4 SMO(1,3) BSUB(256,15,-3.0) PKD(3,2,1,0.10%,8884.0,5.00%,F,T)
A6.42E5
A4.53E5
A1.26E5
2.1E5
1.1E5
0.0E0
322.1485 S:3 F:4 SMO(1,3) BSUB(256,15,-3.0) PKD(3,2,1,0.10%,4132.0,5.00%,F,T)
A1.05E9
A5.94E8
3.9E8
2.0E8
0.0E0
307.1251 S:3 F:4 SMO(1,3) BSUB(256,15,-3.0) PKD(3,2,1,0.10%,6336.0,5.00%,F,T)
A4.48E8
A3.14E8
1.7E8
8.4E7
0.0E0
318.9792 S:3 F:4
20:55 21:17 21:27 21:37 21:57 22:09 22:20 22:32 22:45 22:56 23:07 23:19 23:36
1.3E6
6.5E5
0.0E0
100%
50
0
Time

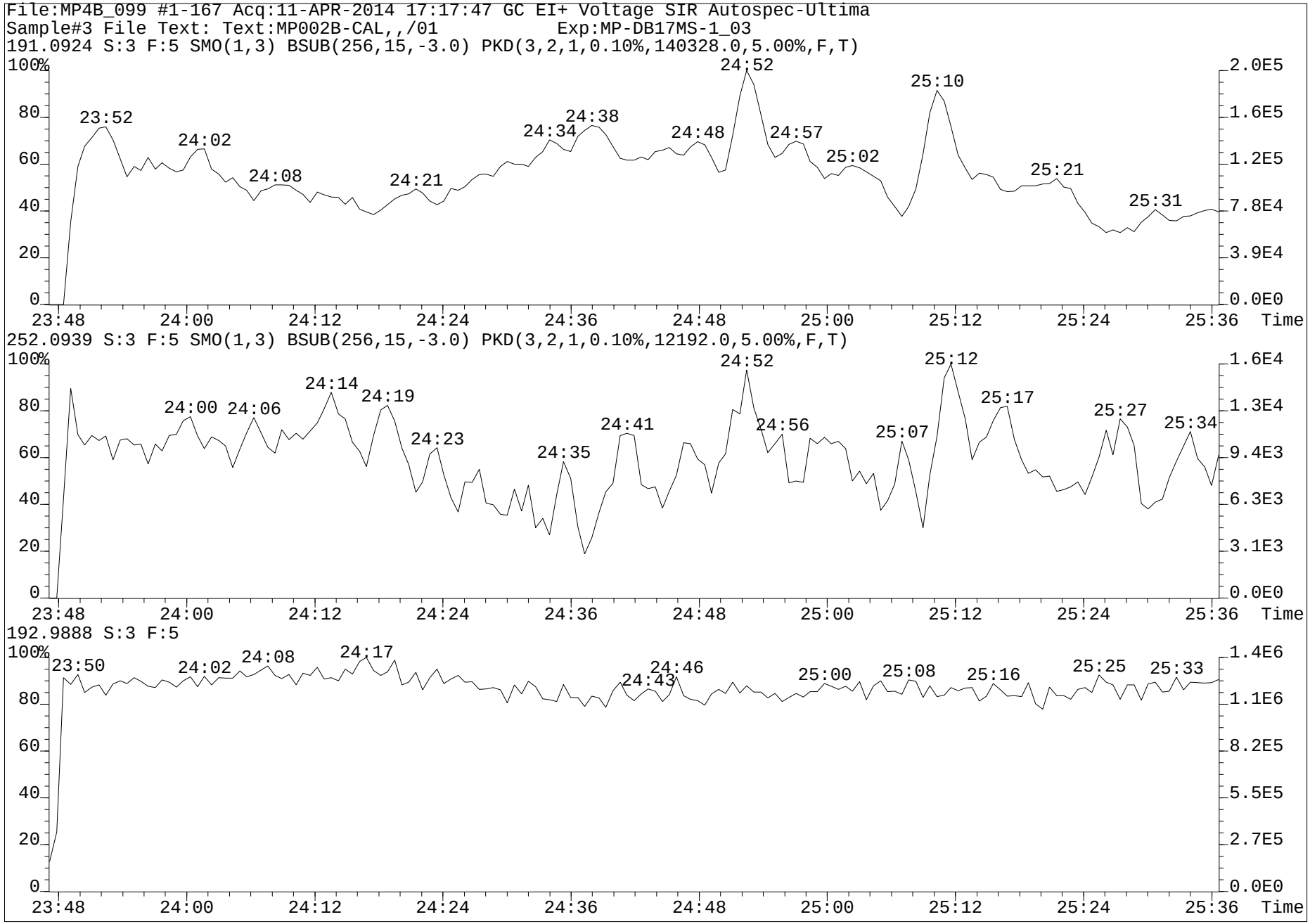
File:MP4B_099 #1-167 Acq:11-APR-2014 17:17:47 GC EI+ Voltage SIR Autospec-Ultima
Sample#3 File Text: Text:MP002B-CAL,,/01 Exp:MP-DB17MS-1_03
191.0924 S:3 F:5 SMO(1,3) BSUB(256,15,-3.0) PKD(3,2,1,0.10%,140328.0,5.00%,F,T)
100%
80
60
40
20
0
2.0E5
1.6E5
1.2E5
7.8E4
3.9E4
0.0E0
23:52
24:02
24:08
24:21
24:34
24:38
24:48
24:52
24:57
25:02
25:10
25:21
25:31
23:48
24:00
24:12
24:24
24:36
24:48
25:00
25:12
25:24
25:36
Time
252.0939 S:3 F:5 SMO(1,3) BSUB(256,15,-3.0) PKD(3,2,1,0.10%,12192.0,5.00%,F,T)
100%
80
60
40
20
0
1.6E4
1.3E4
9.4E3
6.3E3
3.1E3
0.0E0
24:00
24:06
24:14
24:19
24:23
24:35
24:41
24:52
24:56
25:07
25:12
25:17
25:27
25:34
23:48
24:00
24:12
24:24
24:36
24:48
25:00
25:12
25:24
25:36
Time
192.9888 S:3 F:5
100%
80
60
40
20
0
1.4E6
1.1E6
8.2E5
5.5E5
2.7E5
0.0E0
23:50
24:02
24:08
24:17
24:43
24:46
25:00
25:08
25:16
25:25
25:33
23:48
24:00
24:12
24:24
24:36
24:48
25:00
25:12
25:24
25:36
Time

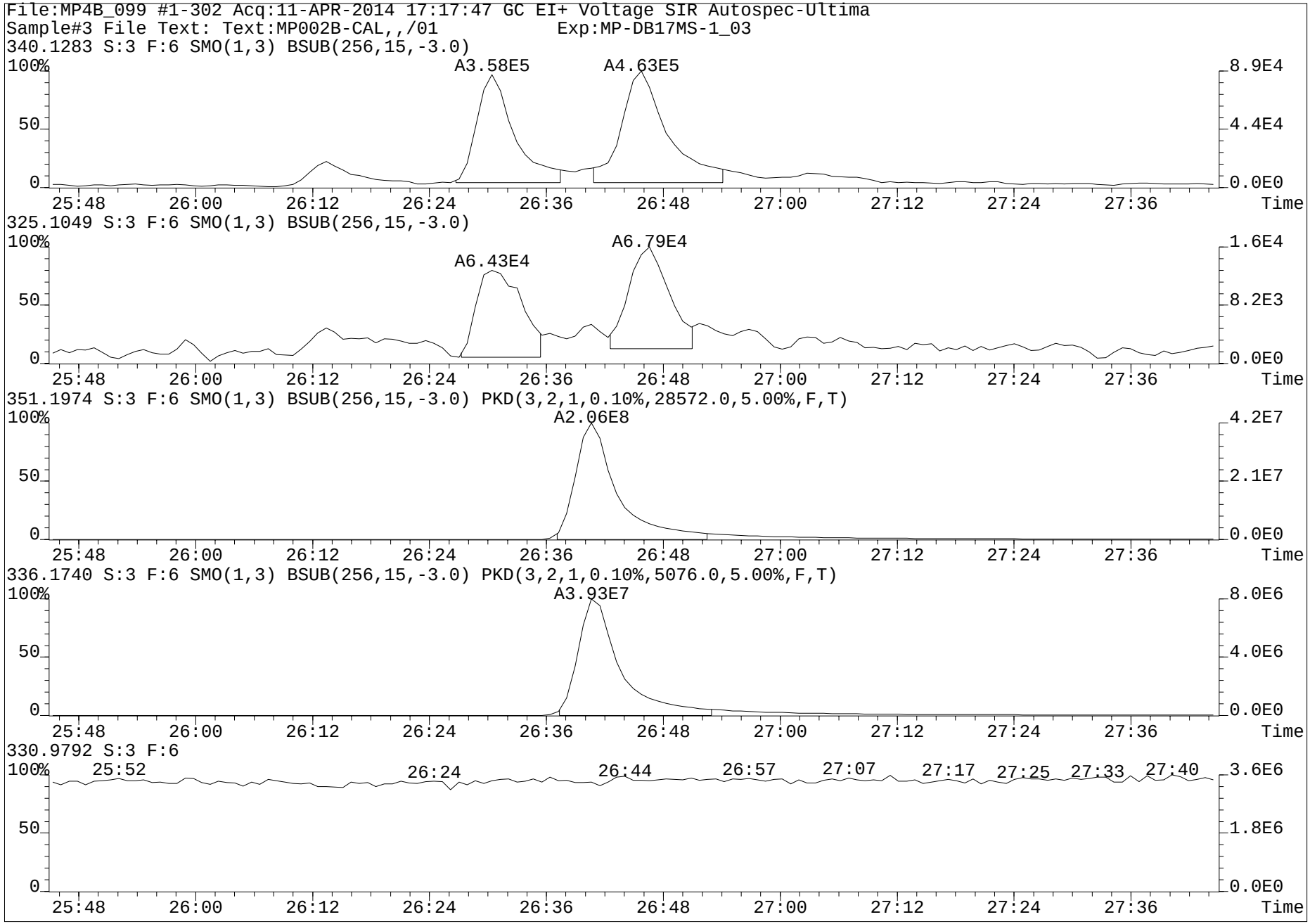
File:MP4B_099 #1-302 Acq:11-APR-2014 17:17:47 GC EI+ Voltage SIR Autospec-Ultima
Sample#3 File Text: Text:MP002B-CAL,,/01 Exp:MP-DB17MS-1_03
340.1283 S:3 F:6 SMO(1,3) BSUB(256,15,-3.0)
A3.58E5
A4.63E5
8.9E4
4.4E4
0.0E0
325.1049 S:3 F:6 SMO(1,3) BSUB(256,15,-3.0)
A6.43E4
A6.79E4
1.6E4
8.2E3
0.0E0
351.1974 S:3 F:6 SMO(1,3) BSUB(256,15,-3.0) PKD(3,2,1,0.10%,28572.0,5.00%,F,T)
A2.06E8
4.2E7
2.1E7
0.0E0
336.1740 S:3 F:6 SMO(1,3) BSUB(256,15,-3.0) PKD(3,2,1,0.10%,5076.0,5.00%,F,T)
A3.93E7
8.0E6
4.0E6
0.0E0
330.9792 S:3 F:6
25:52
26:24
26:44
26:57
27:07
27:17
27:25
27:33
27:40
3.6E6
1.8E6
0.0E0
100%
50
0
25:48
26:00
26:12
26:24
26:36
26:48
27:00
27:12
27:24
27:36
Time

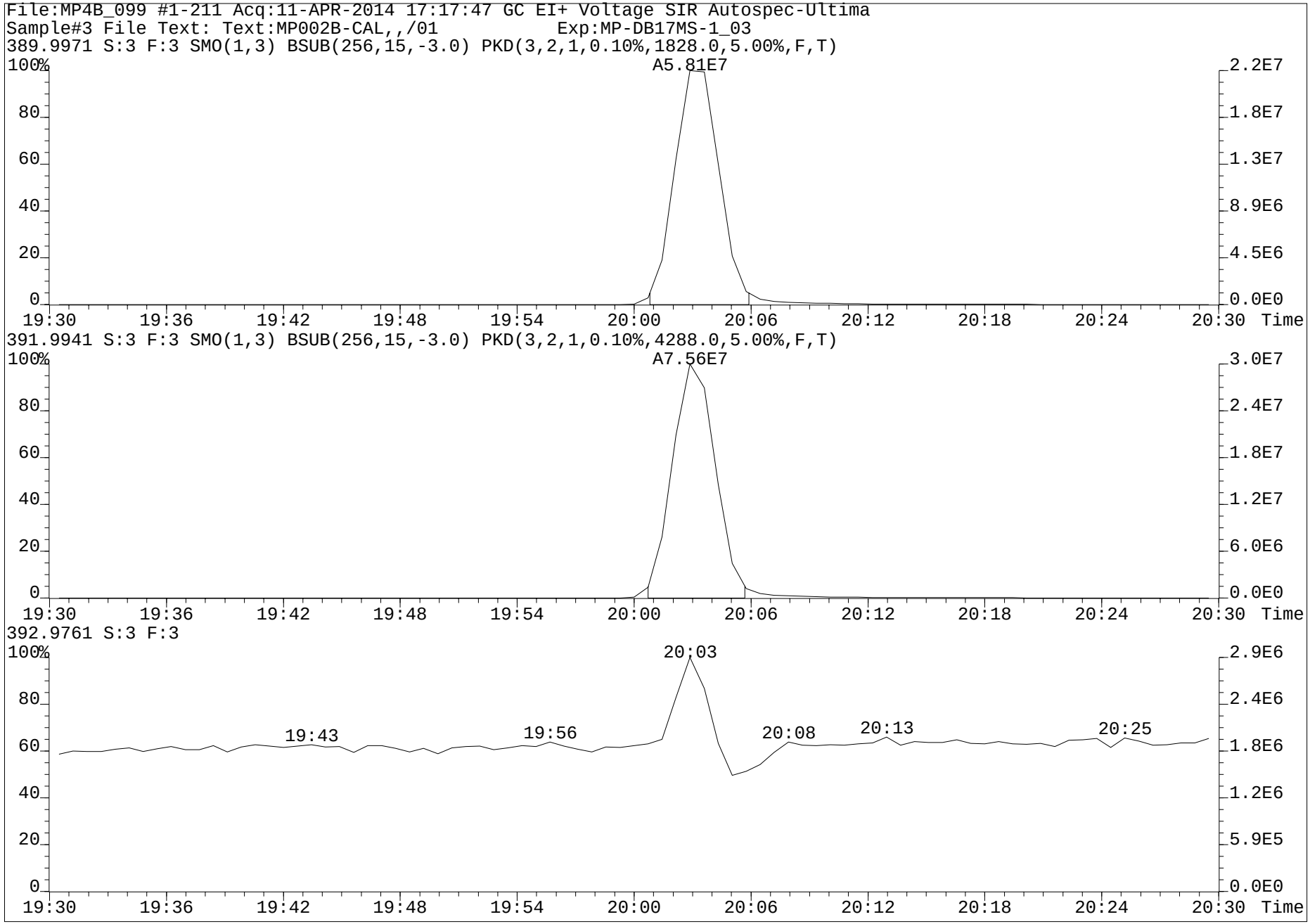
File:MP4B_099 #1-211 Acq:11-APR-2014 17:17:47 GC EI+ Voltage SIR Autospec-Ultima
Sample#3 File Text: Text:MP002B-CAL,,/01 Exp:MP-DB17MS-1_03
389.9971 S:3 F:3 SMO(1,3) BSUB(256,15,-3.0) PKD(3,2,1,0.10%,1828.0,5.00%,F,T)
A5.81E7
391.9941 S:3 F:3 SMO(1,3) BSUB(256,15,-3.0) PKD(3,2,1,0.10%,4288.0,5.00%,F,T)
A7.56E7
392.9761 S:3 F:3
20:03
19:43
19:56
20:08
20:13
20:25
Time

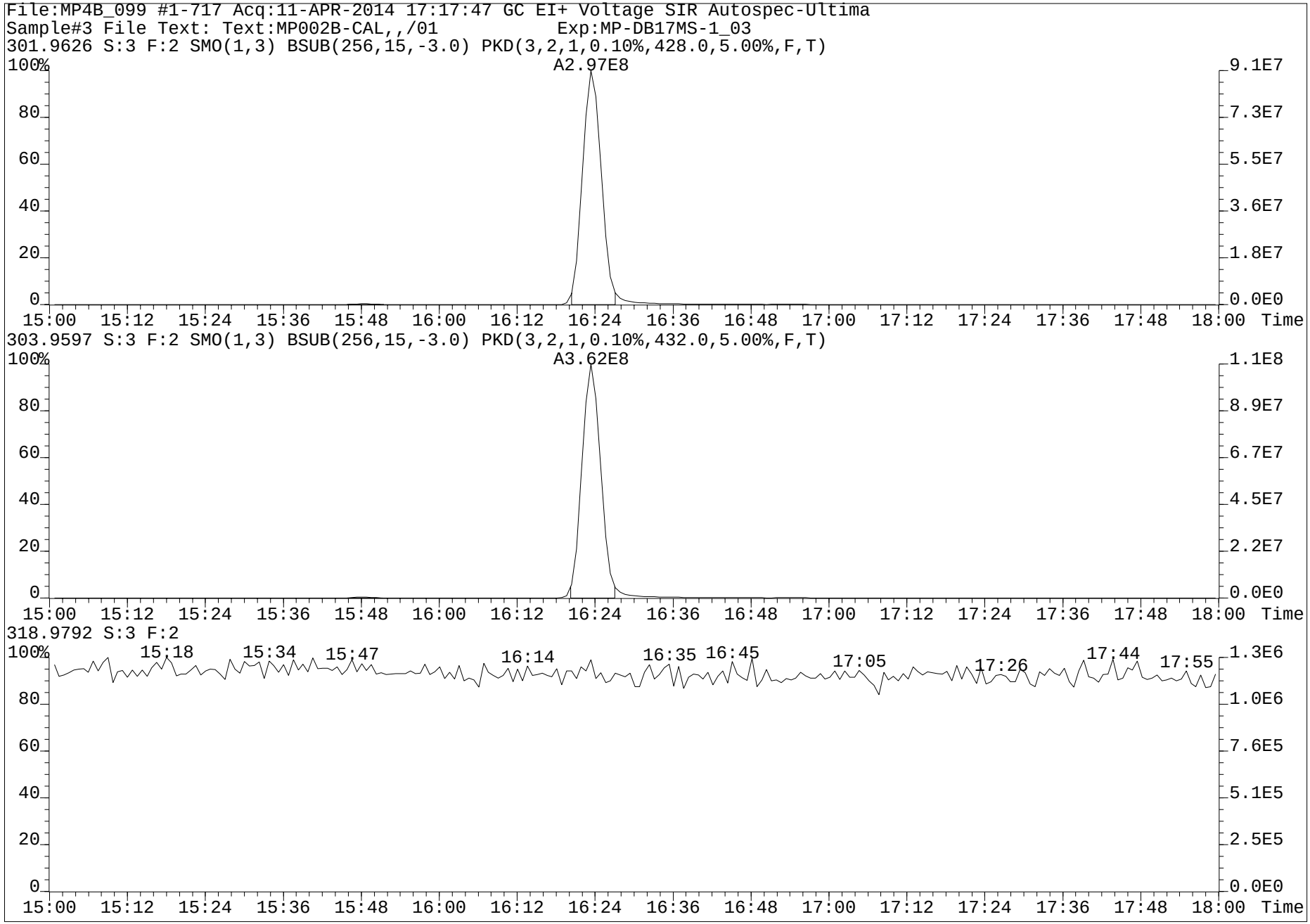
File:MP4B_099 #1-717 Acq:11-APR-2014 17:17:47 GC EI+ Voltage SIR Autospec-Ultima
Sample#3 File Text: Text:MP002B-CAL,,/01 Exp:MP-DB17MS-1_03
301.9626 S:3 F:2 SMO(1,3) BSUB(256,15,-3.0) PKD(3,2,1,0.10%,428.0,5.00%,F,T)
A2.97E8
303.9597 S:3 F:2 SMO(1,3) BSUB(256,15,-3.0) PKD(3,2,1,0.10%,432.0,5.00%,F,T)
A3.62E8
318.9792 S:3 F:2
15:18
15:34
15:47
16:14
16:35
16:45
17:05
17:26
17:44
17:55
Time

www.axysanalytical.com

Run #3 Filename MP4B_099 S: 4 I: 1 Acquired: 11-APR-14 17:51:23 Processed: 14-APR-14 10:45:52
Run: mp4b_099-7a Analyte: MP-DB17-C03 Cal: mp4b_099-7a Results: Version: V3.6 6-JAN-2000 17:51:42
Sample text: MP002C-CAL,,/01 Comments: 1,,2.0uL CS-3 F1: 0.20 F2: 1.00

	Typ	Name	Amount	Resp	RA		RT	RF	RRF		Modified?
1	Unk	1-OH-Naphthalene	505.00	1.13e+09	0.77	n	8:06	-	1.2100	y	n
2	Unk	1-OH-Pyrene	505.00	1.62e+09	3.04	n	20:45	-	1.0762	y	n
3	Unk	3-OH-Chrysene	1.01	1.66e+06	1.92	n	23:03	-	1.0808	y	n
4	Unk	3-OH-Benz[a]anthracene	1.00	1.20e+06	2.37	n	23:14	-	0.4182	y	n
5	Unk	7,8-OH-Benzo[a]pyrene-C	1.00	4.14e+05	9.78	n	24:53	-	1.5686	y	y
6	Unk	7,8-OH-Benzo[a]pyrene-T	0.99	3.59e+05	11.92	n	25:10	-	1.3752	y	y
7	Unk	7,8-OH-Benzo[a]pyrene-3	1.99	4.75e+04	4.00	n	26:13	-	0.0904	y	y
8	Unk	9-OH-Benzo[a]pyrene	1.02	2.83e+05	6.42	n	26:31	-	0.1821	y	y
9	Unk	3-OH-Benzo[a]pyrene	1.01	3.12e+05	5.28	n	26:47	-	1.1795	y	y
10	Unk	7,8-OH-Benzo[a]pyrene-4	1.99	*	*	n	NotF»	-	*	n	n
11	IS	13C6-1-OH-Naphthalene	250.00	4.63e+08	0.75	n	8:06	-	0.8432	y	n
12	IS	13C6-1-OH-Pyrene	250.00	7.47e+08	3.13	n	20:45	-	1.3618	y	n
13	IS	13C6-1-OH-BAA	260.00	7.40e+08	2.21	n	22:29	-	1.2969	y	n
14	IS	13C6-3-OH-Chrysene	253.00	3.86e+08	1.86	n	23:03	-	0.6955	y	n
15	IS	D11-3-OH-Benzo[a]pyrene	256.00	6.74e+07	5.00	n	26:42	-	0.1199	y	n
16	IS	13C-CL4-OH-PCB-79	250.00	1.07e+08	0.76	y	20:03	-	0.1959	y	n
17	IS	13C-CL4-PCB-79	0.00	*	*	n	NotF»	-	Div0	n	n
18	RS	13C-CL4-PCB-81	250.00	5.49e+08	0.82	y	16:24	2.20e+06	-	n	n
19	Tot	Fn1 Lock	0.00	-			-	-	-	n	n
20	Tot	Fn2 Lock	0.00	-			-	-	-	n	n
21	Tot	Fn3 Lock	0.00	-			-	-	-	n	n
22	Tot	Fn4 Lock	0.00	-			-	-	-	n	n
23	Tot	Fn5 Lock	0.00	-			-	-	-	n	n
24	Tot	Fn6 Lock	0.00	-			-	-	-	n	n

pv'd by RT 17APR2014
SV by MW 24APR-14

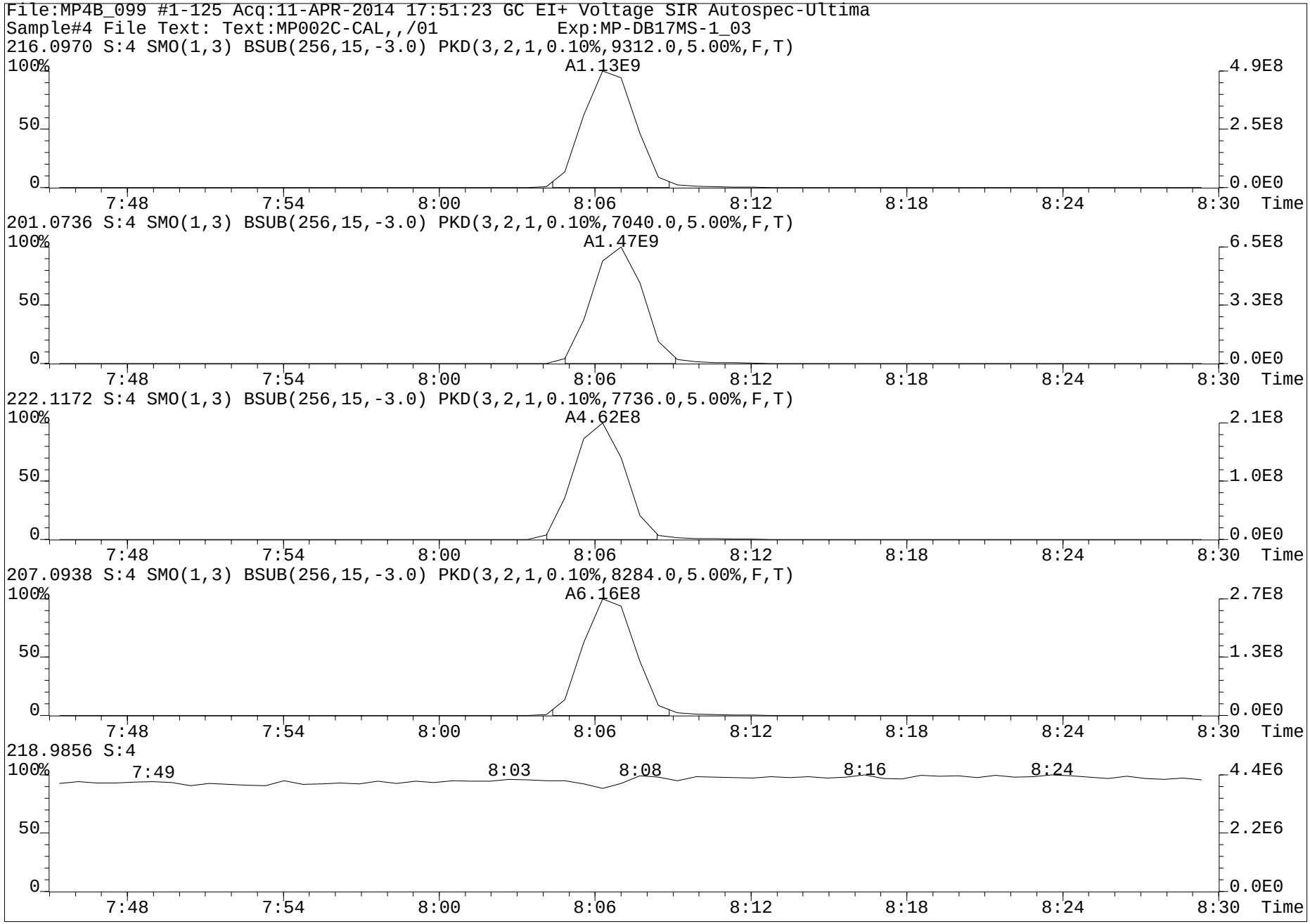
File:MP4B_099 #1-125 Acq:11-APR-2014 17:51:23 GC EI+ Voltage SIR Autospec-Ultima
Sample#4 File Text: Text:MP002C-CAL,,/01 Exp:MP-DB17MS-1_03
216.0970 S:4 SMO(1,3) BSUB(256,15,-3.0) PKD(3,2,1,0.10%,9312.0,5.00%,F,T)
A1.13E9
201.0736 S:4 SMO(1,3) BSUB(256,15,-3.0) PKD(3,2,1,0.10%,7040.0,5.00%,F,T)
A1.47E9
222.1172 S:4 SMO(1,3) BSUB(256,15,-3.0) PKD(3,2,1,0.10%,7736.0,5.00%,F,T)
A4.62E8
207.0938 S:4 SMO(1,3) BSUB(256,15,-3.0) PKD(3,2,1,0.10%,8284.0,5.00%,F,T)
A6.16E8
218.9856 S:4
7:49
8:03
8:08
8:16
8:24
7:48
7:54
8:00
8:06
8:12
8:18
8:24
8:30
Time

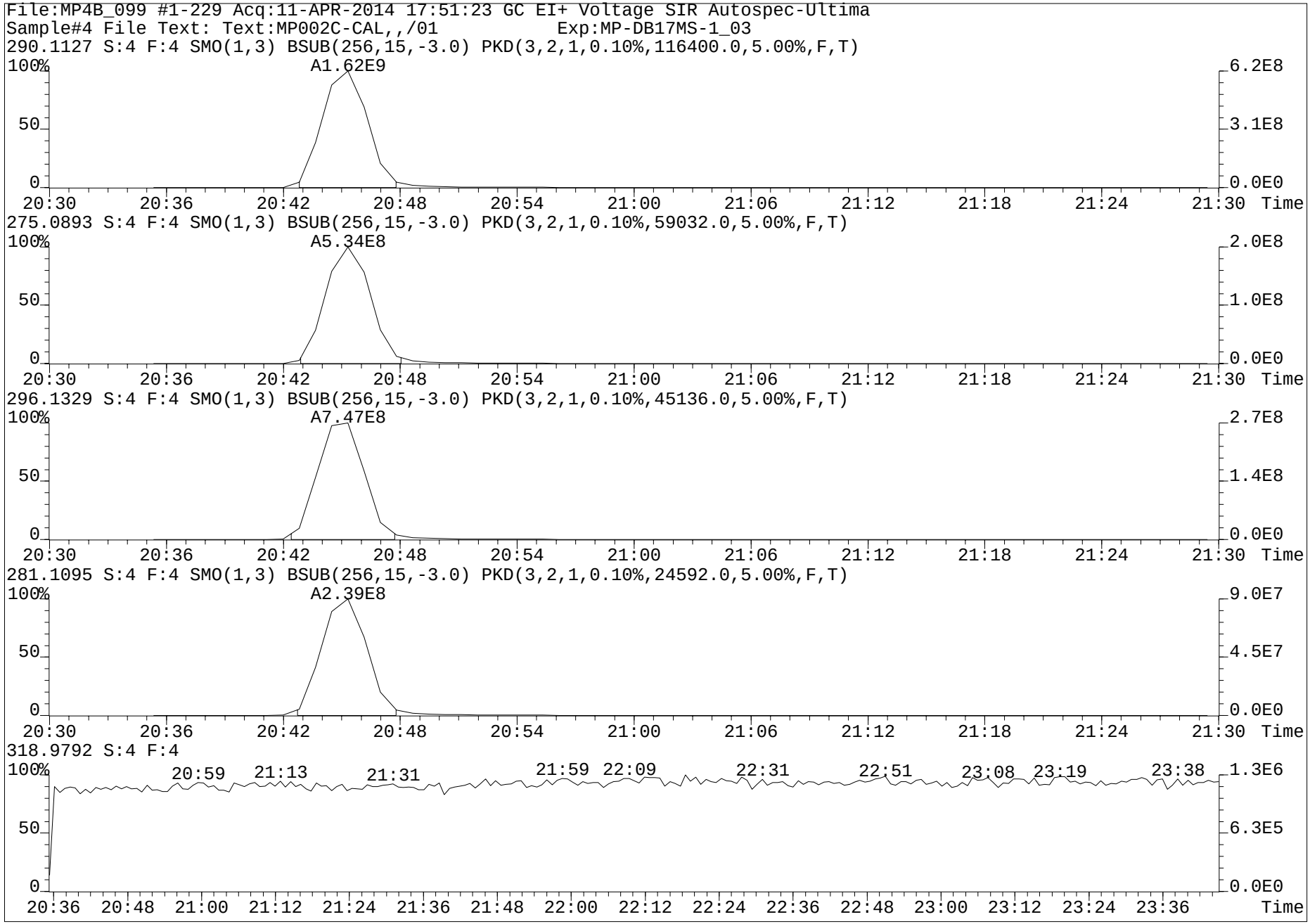
File:MP4B_099 #1-229 Acq:11-APR-2014 17:51:23 GC EI+ Voltage SIR Autospec-Ultima
Sample#4 File Text: Text:MP002C-CAL,,/01 Exp:MP-DB17MS-1_03
290.1127 S:4 F:4 SMO(1,3) BSUB(256,15,-3.0) PKD(3,2,1,0.10%,116400.0,5.00%,F,T)
A1.62E9
275.0893 S:4 F:4 SMO(1,3) BSUB(256,15,-3.0) PKD(3,2,1,0.10%,59032.0,5.00%,F,T)
A5.34E8
296.1329 S:4 F:4 SMO(1,3) BSUB(256,15,-3.0) PKD(3,2,1,0.10%,45136.0,5.00%,F,T)
A7.47E8
281.1095 S:4 F:4 SMO(1,3) BSUB(256,15,-3.0) PKD(3,2,1,0.10%,24592.0,5.00%,F,T)
A2.39E8
318.9792 S:4 F:4
20:59 21:13 21:31 21:59 22:09 22:31 22:51 23:08 23:19 23:38
100%
50
0
6.2E8
3.1E8
0.0E0
2.0E8
1.0E8
2.7E8
1.4E8
9.0E7
4.5E7
1.3E6
6.3E5
20:30 20:36 20:42 20:48 20:54 21:00 21:06 21:12 21:18 21:24 21:30 Time
20:36 20:48 21:00 21:12 21:24 21:36 21:48 22:00 22:12 22:24 22:36 22:48 23:00 23:12 23:24 23:36 Time

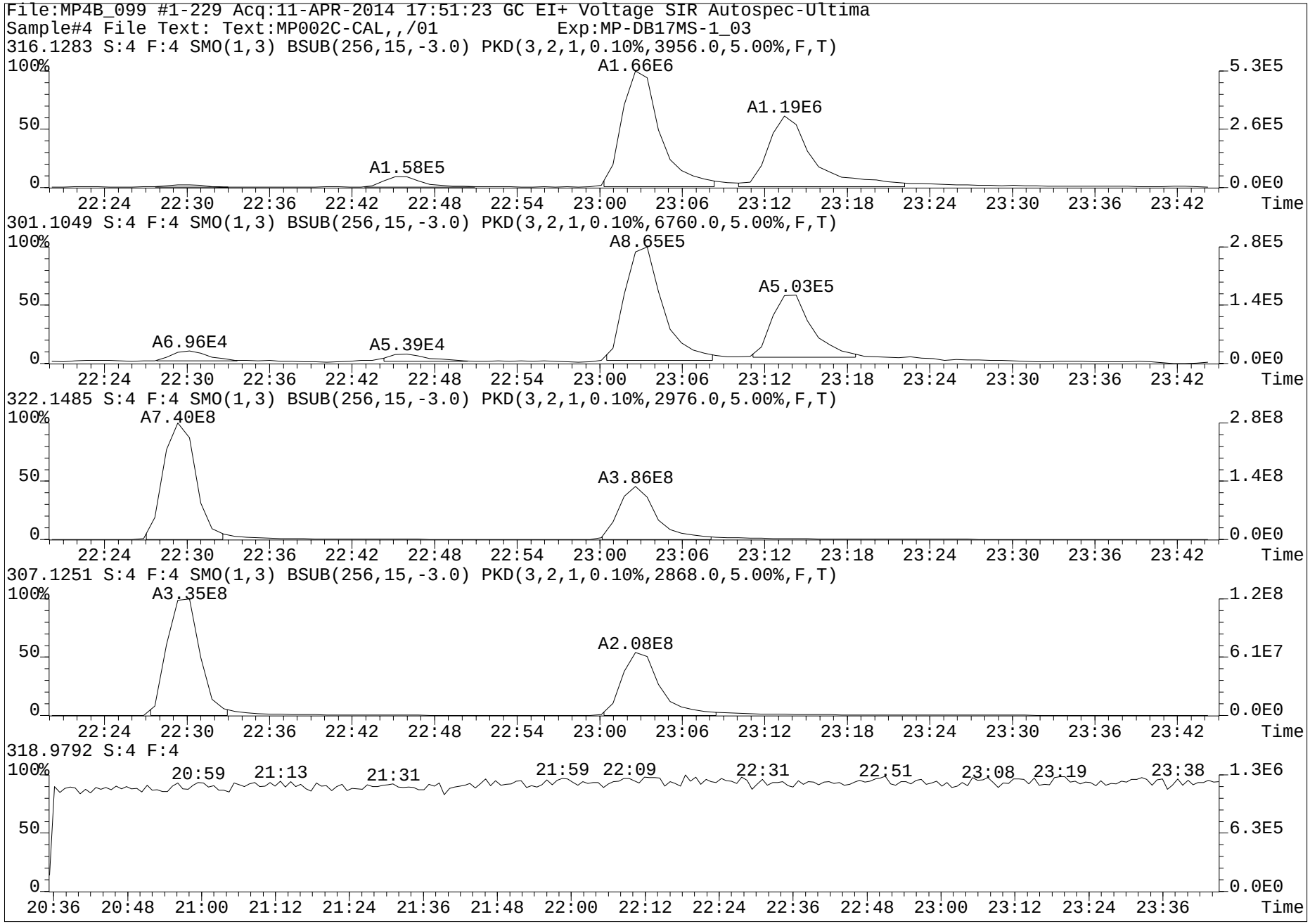
File:MP4B_099 #1-229 Acq:11-APR-2014 17:51:23 GC EI+ Voltage SIR Autospec-Ultima
Sample#4 File Text: Text:MP002C-CAL,,/01 Exp:MP-DB17MS-1_03
316.1283 S:4 F:4 SMO(1,3) BSUB(256,15,-3.0) PKD(3,2,1,0.10%,3956.0,5.00%,F,T)
A1.66E6
A1.19E6
A1.58E5
301.1049 S:4 F:4 SMO(1,3) BSUB(256,15,-3.0) PKD(3,2,1,0.10%,6760.0,5.00%,F,T)
A8.65E5
A5.03E5
A6.96E4
A5.39E4
322.1485 S:4 F:4 SMO(1,3) BSUB(256,15,-3.0) PKD(3,2,1,0.10%,2976.0,5.00%,F,T)
A7.40E8
A3.86E8
307.1251 S:4 F:4 SMO(1,3) BSUB(256,15,-3.0) PKD(3,2,1,0.10%,2868.0,5.00%,F,T)
A3.35E8
A2.08E8
318.9792 S:4 F:4
20:59 21:13 21:31 21:59 22:09 22:31 22:51 23:08 23:19 23:38
Time

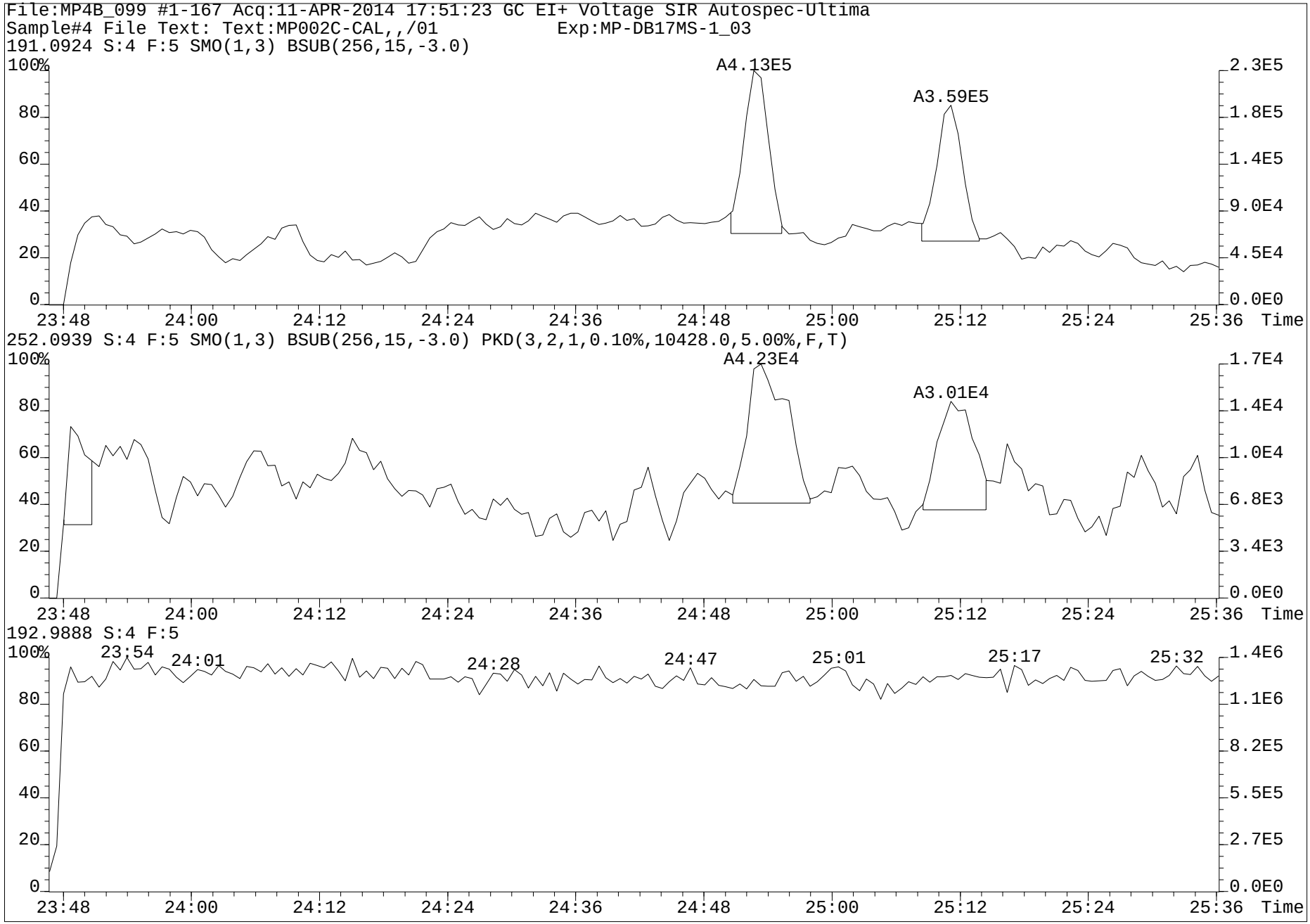
File:MP4B_099 #1-167 Acq:11-APR-2014 17:51:23 GC EI+ Voltage SIR Autospec-Ultima
Sample#4 File Text: Text:MP002C-CAL,,/01 Exp:MP-DB17MS-1_03
191.0924 S:4 F:5 SMO(1,3) BSUB(256,15,-3.0)
A4.13E5
A3.59E5
252.0939 S:4 F:5 SMO(1,3) BSUB(256,15,-3.0) PKD(3,2,1,0.10%,10428.0,5.00%,F,T)
A4.23E4
A3.01E4
192.9888 S:4 F:5
23:54
24:01
24:28
24:47
25:01
25:17
25:32
Time

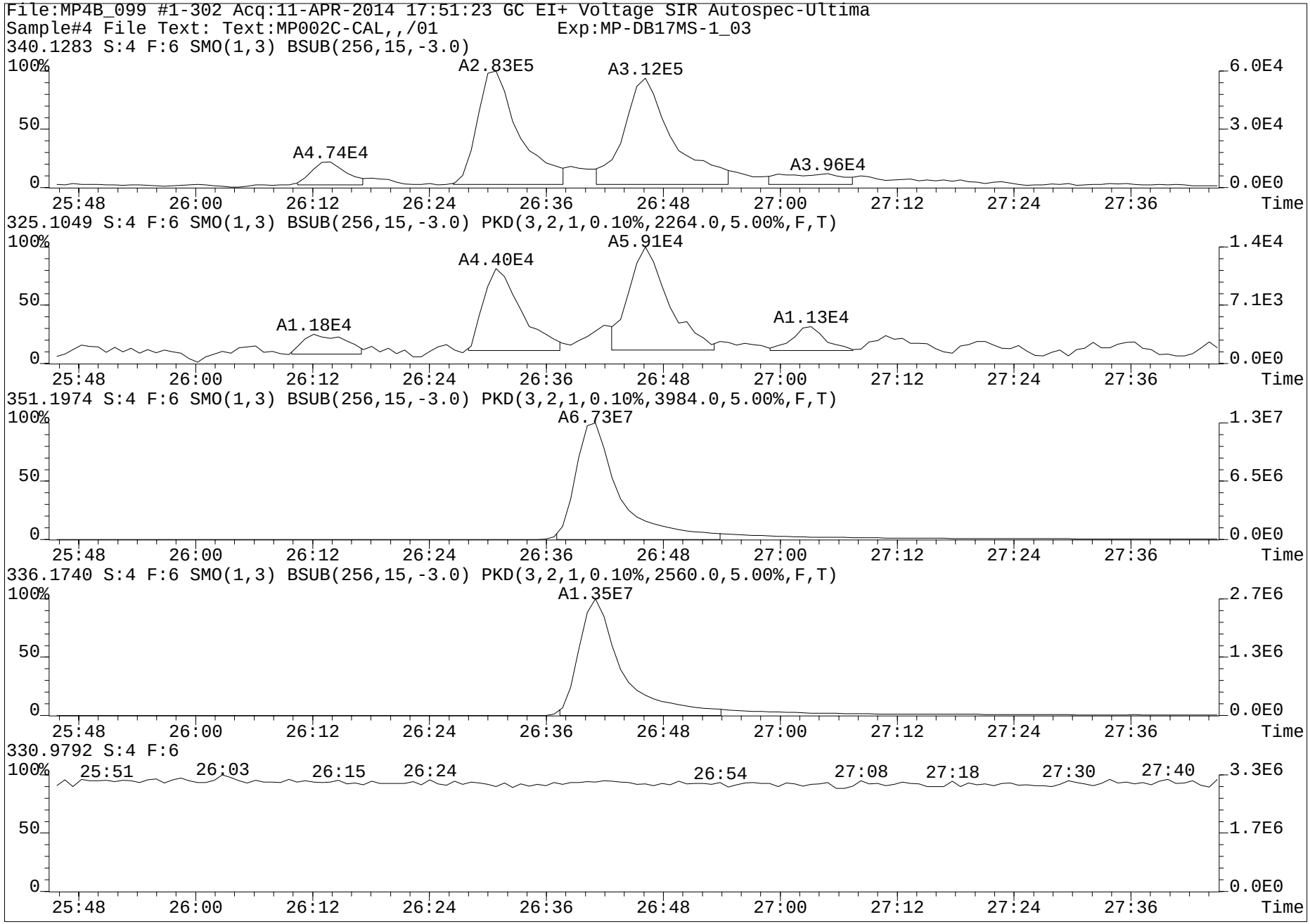
File:MP4B_099 #1-302 Acq:11-APR-2014 17:51:23 GC EI+ Voltage SIR Autospec-Ultima
Sample#4 File Text: Text:MP002C-CAL,,/01 Exp:MP-DB17MS-1_03
340.1283 S:4 F:6 SMO(1,3) BSUB(256,15,-3.0)
A2.83E5
A3.12E5
A4.74E4
A3.96E4
325.1049 S:4 F:6 SMO(1,3) BSUB(256,15,-3.0) PKD(3,2,1,0.10%,2264.0,5.00%,F,T)
A5.91E4
A4.40E4
A1.18E4
A1.13E4
351.1974 S:4 F:6 SMO(1,3) BSUB(256,15,-3.0) PKD(3,2,1,0.10%,3984.0,5.00%,F,T)
A6.73E7
336.1740 S:4 F:6 SMO(1,3) BSUB(256,15,-3.0) PKD(3,2,1,0.10%,2560.0,5.00%,F,T)
A1.35E7
330.9792 S:4 F:6
25:51
26:03
26:15
26:24
26:54
27:08
27:18
27:30
27:40
100%
50
0
25:48
26:00
26:12
26:24
26:36
26:48
27:00
27:12
27:24
27:36
Time
6.0E4
3.0E4
0.0E0
1.4E4
7.1E3
1.3E7
6.5E6
2.7E6
1.3E6
3.3E6
1.7E6

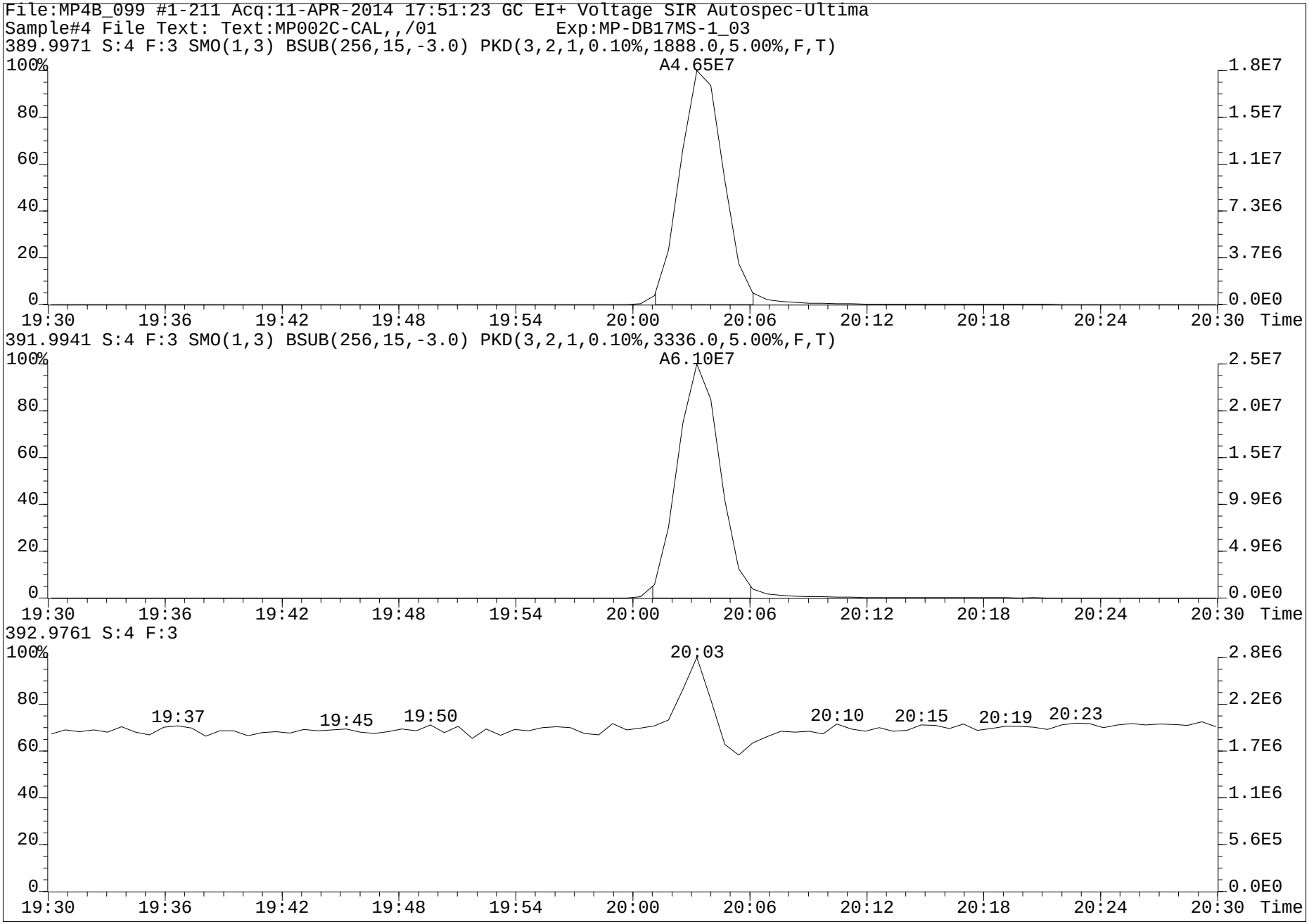
File:MP4B_099 #1-211 Acq:11-APR-2014 17:51:23 GC EI+ Voltage SIR Autospec-Ultima
Sample#4 File Text: Text:MP002C-CAL,,/01 Exp:MP-DB17MS-1_03
389.9971 S:4 F:3 SMO(1,3) BSUB(256,15,-3.0) PKD(3,2,1,0.10%,1888.0,5.00%,F,T)
A4.65E7
391.9941 S:4 F:3 SMO(1,3) BSUB(256,15,-3.0) PKD(3,2,1,0.10%,3336.0,5.00%,F,T)
A6.10E7
392.9761 S:4 F:3
20:03
19:37
19:45
19:50
20:10
20:15
20:19
20:23
Time

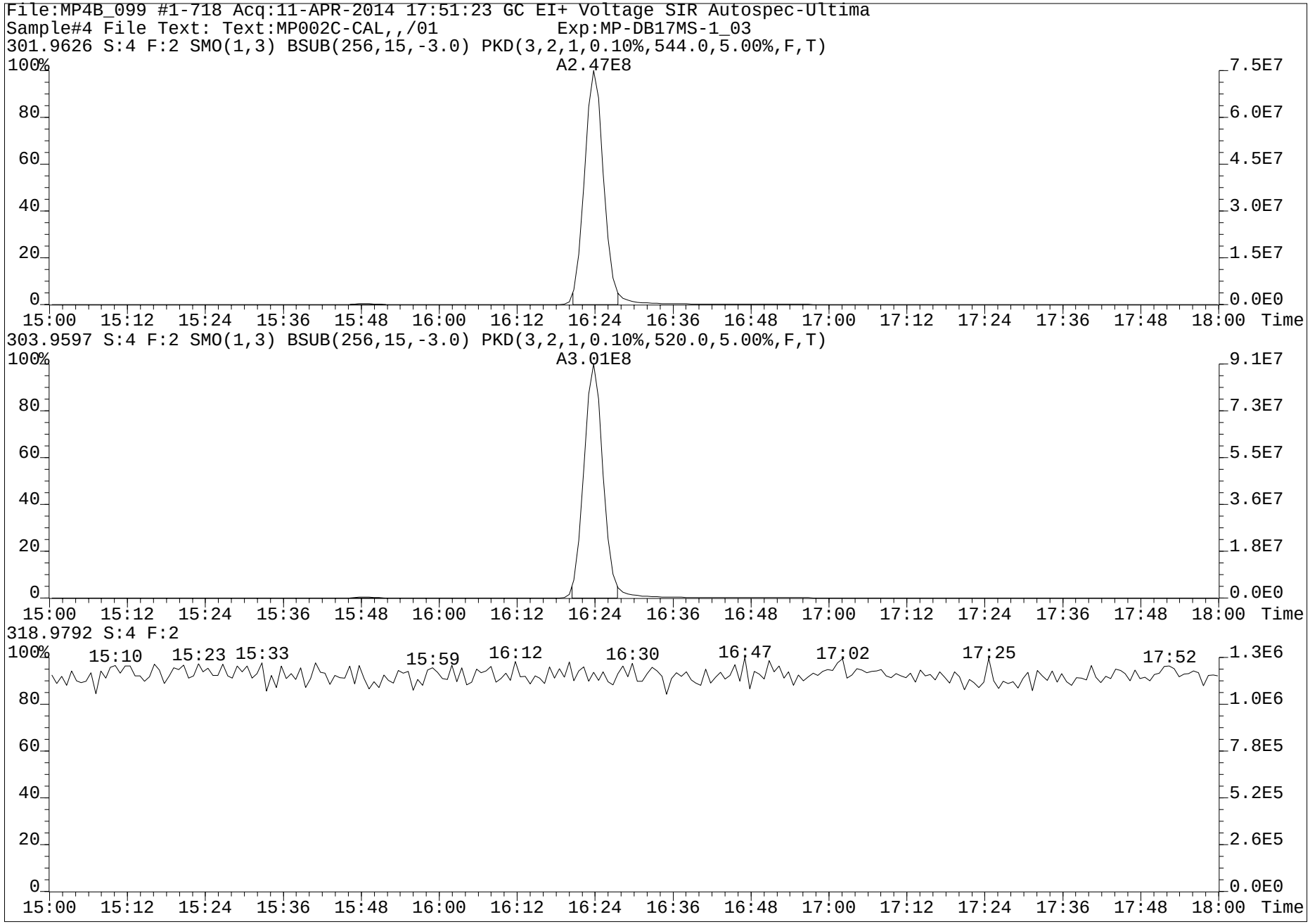
File:MP4B_099 #1-718 Acq:11-APR-2014 17:51:23 GC EI+ Voltage SIR Autospec-Ultima
Sample#4 File Text: Text:MP002C-CAL,,/01 Exp:MP-DB17MS-1_03
301.9626 S:4 F:2 SMO(1,3) BSUB(256,15,-3.0) PKD(3,2,1,0.10%,544.0,5.00%,F,T)
A2.47E8
303.9597 S:4 F:2 SMO(1,3) BSUB(256,15,-3.0) PKD(3,2,1,0.10%,520.0,5.00%,F,T)
A3.01E8
318.9792 S:4 F:2
15:10
15:23
15:33
15:59
16:12
16:30
16:47
17:02
17:25
17:52
Time

www.axysanalytical.com

Run #4 Filename MP4B_099 S: 9 I: 1 Acquired: 11-APR-14 20:39:41 Processed: 14-APR-14 10:45:53
Run: mp4b_099-7a Analyte: MP-DB17-C03 Cal: mp4b_099-7a Results: Version: V3.6 6-JAN-2000 17:51:42
Sample text: MP002D-CAL,,/01-4 Comments: 1,,2.0uL CS-4 F1: 1.00 F2: 1.00

	Typ	Name	Amount	Resp	RA		RT	RF	RRF		Modified?	
1	Unk	1-OH-Naphthalene	505.00	1.10e+09	0.77	n	8:06	-	1.2122	y	n	
2	Unk	1-OH-Pyrene	505.00	1.78e+09	2.96	n	20:45	-	1.0765	y	n	
3	Unk	3-OH-Chrysene	5.03	1.04e+07	1.93	n	23:02	-	1.2133	y	n	
4	Unk	3-OH-Benz[a]anthracene	5.02	8.35e+06	1.97	n	23:14	-	0.5202	y	n	
5	Unk	7,8-OH-Benzo[a]pyrene-C	5.01	2.45e+06	9.93	n	24:52	-	1.5507	y	y	
6	Unk	7,8-OH-Benzo[a]pyrene-T	4.96	2.79e+06	14.71	n	25:10	-	1.7866	y	y	
7	Unk	7,8-OH-Benzo[a]pyrene-3	9.97	6.98e+05	4.48	n	26:14	-	0.2222	y	y	
8	Unk	9-OH-Benzo[a]pyrene	5.09	2.34e+06	5.82	n	26:31	-	0.2699	y	y	
9	Unk	3-OH-Benzo[a]pyrene	5.03	2.76e+06	4.93	n	26:46	-	1.7433	y	y	
10	Unk	7,8-OH-Benzo[a]pyrene-4	9.97	3.43e+05	3.55	n	27:03	-	0.1092	y	y	
11	IS	13C6-1-OH-Naphthalene	250.00	4.50e+08	0.75	n	8:06	-	0.7058	y	n	
12	IS	13C6-1-OH-Pyrene	250.00	8.18e+08	3.00	n	20:44	-	1.2822	y	n	
13	IS	13C6-1-OH-BAA	260.00	8.32e+08	2.25	n	22:29	-	1.2539	y	n	
14	IS	13C6-3-OH-Chrysene	253.00	4.31e+08	1.88	n	23:02	-	0.6671	y	n	
15	IS	D11-3-OH-Benzo[a]pyrene	256.00	8.06e+07	4.98	n	26:41	-	0.1234	y	n	
16	IS	13C-CL4-OH-PCB-79	250.00	1.24e+08	0.75	y	20:03	-	0.1951	y	n	
17	IS	13C-CL4-PCB-79	0.00	*	*	n	NotF»	-	Div0	n	n	
18	RS	13C-CL4-PCB-81	250.00	6.38e+08	0.81	y	16:24	2.55e+06	-	n	n	
19	Tot	Fn1 Lock	0.00	-			-	-	-	n	n	
20	Tot	Fn2 Lock	0.00	-			-	-	-	n	n	
21	Tot	Fn3 Lock	0.00	-			-	-	-	n	n	
22	Tot	Fn4 Lock	0.00	-			-	-	-	n	n	
23	Tot	Fn5 Lock	0.00	-			-	-	-	n	n	
24	Tot	Fn6 Lock	0.00	-			-	-	-	n	n	

pv'd by RT 17APR2014
sv by mw 24-Apr-14

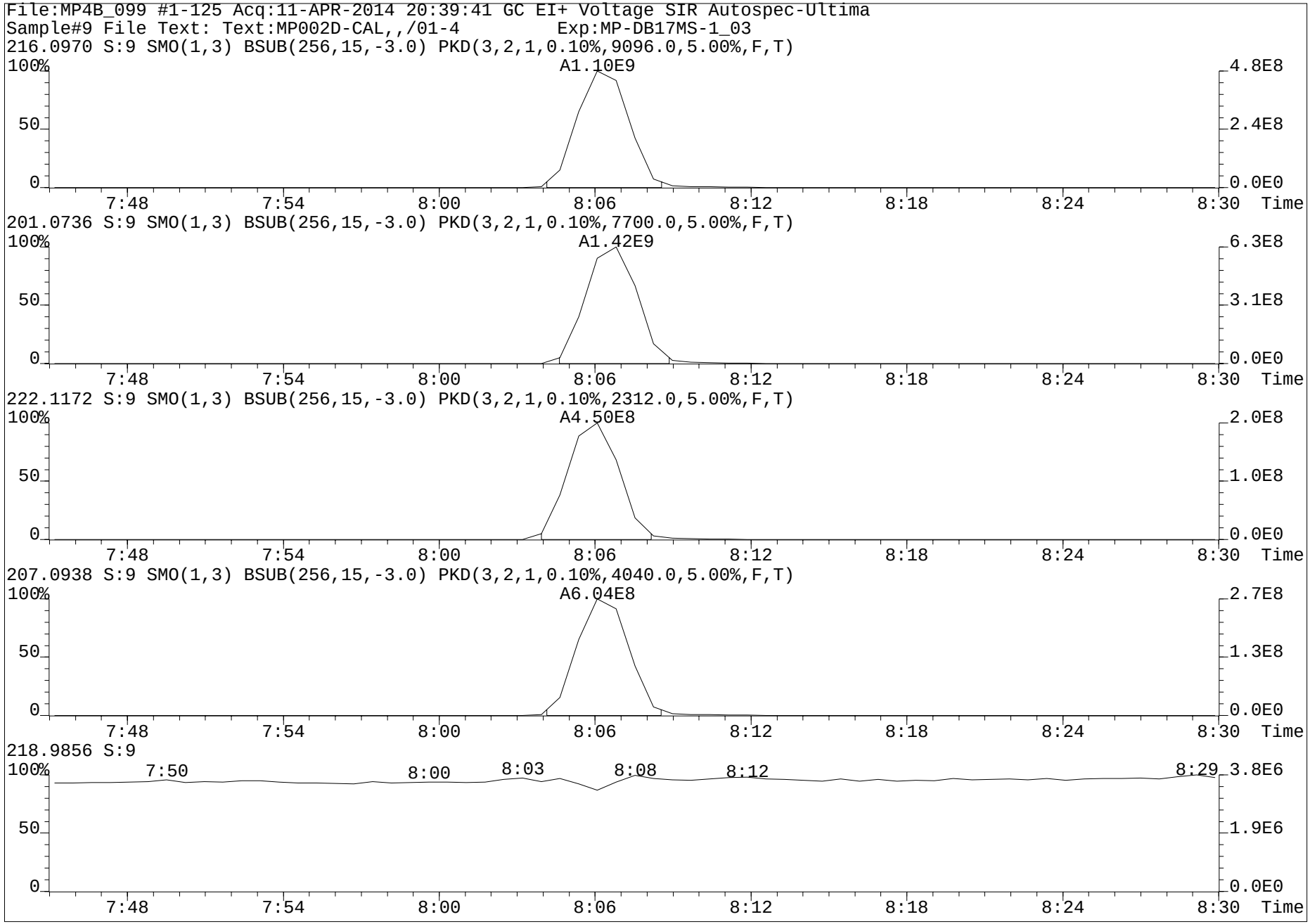
File:MP4B_099 #1-125 Acq:11-APR-2014 20:39:41 GC EI+ Voltage SIR Autospec-Ultima
Sample#9 File Text: Text:MP002D-CAL,,/01-4 Exp:MP-DB17MS-1_03
216.0970 S:9 SMO(1,3) BSUB(256,15,-3.0) PKD(3,2,1,0.10%,9096.0,5.00%,F,T)
A1.10E9
4.8E8
2.4E8
0.0E0
201.0736 S:9 SMO(1,3) BSUB(256,15,-3.0) PKD(3,2,1,0.10%,7700.0,5.00%,F,T)
A1.42E9
6.3E8
3.1E8
0.0E0
222.1172 S:9 SMO(1,3) BSUB(256,15,-3.0) PKD(3,2,1,0.10%,2312.0,5.00%,F,T)
A4.50E8
2.0E8
1.0E8
0.0E0
207.0938 S:9 SMO(1,3) BSUB(256,15,-3.0) PKD(3,2,1,0.10%,4040.0,5.00%,F,T)
A6.04E8
2.7E8
1.3E8
0.0E0
218.9856 S:9
7:50
8:00
8:03
8:08
8:12
8:29
3.8E6
1.9E6
0.0E0
100%
50
0
7:48
7:54
8:00
8:06
8:12
8:18
8:24
8:30
Time

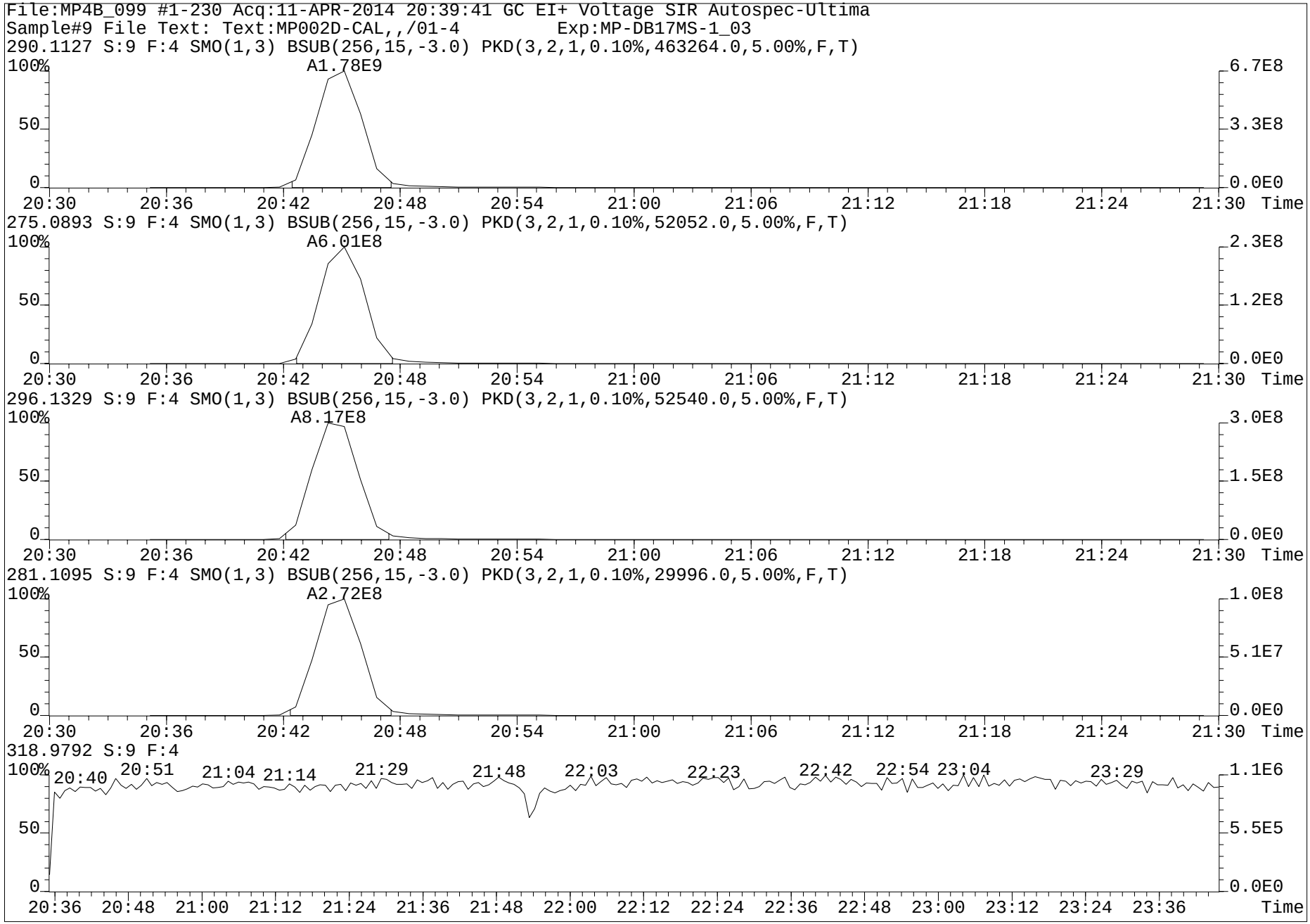
File:MP4B_099 #1-230 Acq:11-APR-2014 20:39:41 GC EI+ Voltage SIR Autospec-Ultima
Sample#9 File Text: Text:MP002D-CAL,,/01-4 Exp:MP-DB17MS-1_03
290.1127 S:9 F:4 SMO(1,3) BSUB(256,15,-3.0) PKD(3,2,1,0.10%,463264.0,5.00%,F,T)
A1.78E9
275.0893 S:9 F:4 SMO(1,3) BSUB(256,15,-3.0) PKD(3,2,1,0.10%,52052.0,5.00%,F,T)
A6.01E8
296.1329 S:9 F:4 SMO(1,3) BSUB(256,15,-3.0) PKD(3,2,1,0.10%,52540.0,5.00%,F,T)
A8.17E8
281.1095 S:9 F:4 SMO(1,3) BSUB(256,15,-3.0) PKD(3,2,1,0.10%,29996.0,5.00%,F,T)
A2.72E8
318.9792 S:9 F:4
20:40 20:51 21:04 21:14 21:29 21:48 22:03 22:23 22:42 22:54 23:04 23:29
Time

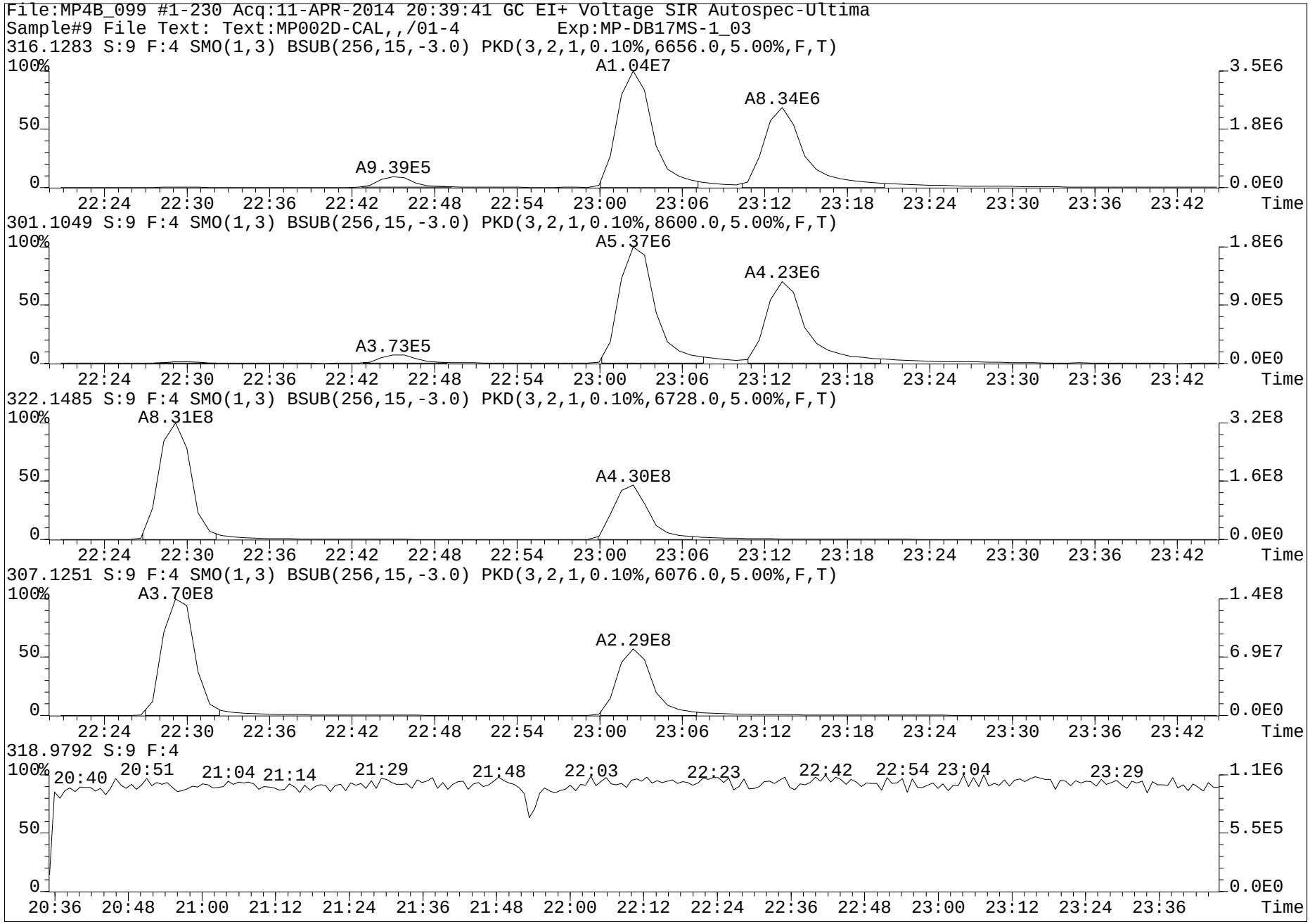
File:MP4B_099 #1-230 Acq:11-APR-2014 20:39:41 GC EI+ Voltage SIR Autospec-Ultima
Sample#9 File Text: Text:MP002D-CAL,,/01-4 Exp:MP-DB17MS-1_03
316.1283 S:9 F:4 SMO(1,3) BSUB(256,15,-3.0) PKD(3,2,1,0.10%,6656.0,5.00%,F,T)
A1.04E7
A8.34E6
A9.39E5
301.1049 S:9 F:4 SMO(1,3) BSUB(256,15,-3.0) PKD(3,2,1,0.10%,8600.0,5.00%,F,T)
A5.37E6
A4.23E6
A3.73E5
322.1485 S:9 F:4 SMO(1,3) BSUB(256,15,-3.0) PKD(3,2,1,0.10%,6728.0,5.00%,F,T)
A8.31E8
A4.30E8
307.1251 S:9 F:4 SMO(1,3) BSUB(256,15,-3.0) PKD(3,2,1,0.10%,6076.0,5.00%,F,T)
A3.70E8
A2.29E8
318.9792 S:9 F:4
20:40 20:51 21:04 21:14 21:29 21:48 22:03 22:23 22:42 22:54 23:04 23:29
Time

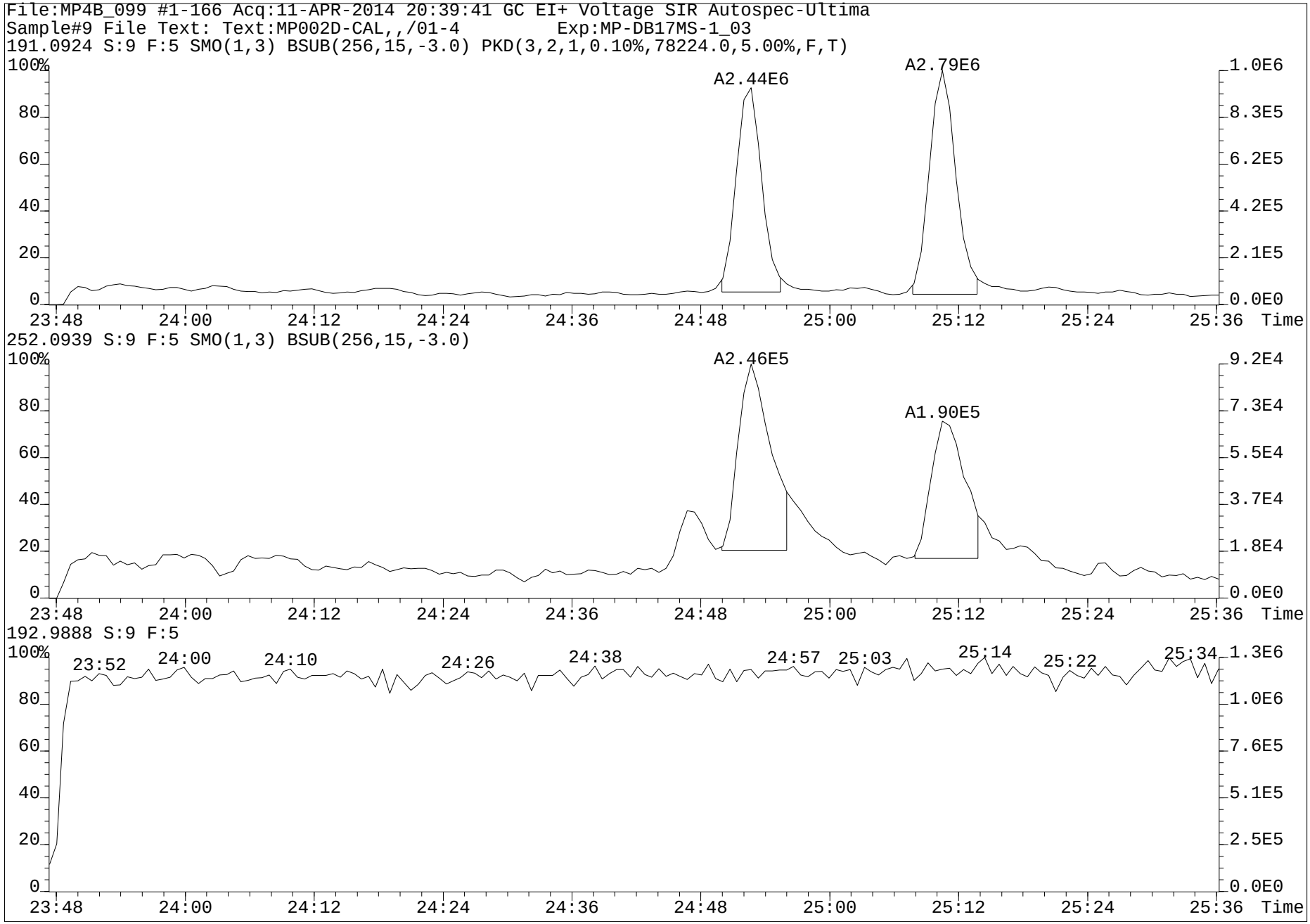
File:MP4B_099 #1-166 Acq:11-APR-2014 20:39:41 GC EI+ Voltage SIR Autospec-Ultima
Sample#9 File Text: Text:MP002D-CAL,,/01-4 Exp:MP-DB17MS-1_03
191.0924 S:9 F:5 SMO(1,3) BSUB(256,15,-3.0) PKD(3,2,1,0.10%,78224.0,5.00%,F,T)
A2.44E6
A2.79E6
252.0939 S:9 F:5 SMO(1,3) BSUB(256,15,-3.0)
A2.46E5
A1.90E5
192.9888 S:9 F:5
23:52
24:00
24:10
24:26
24:38
24:57
25:03
25:14
25:22
25:34
Time

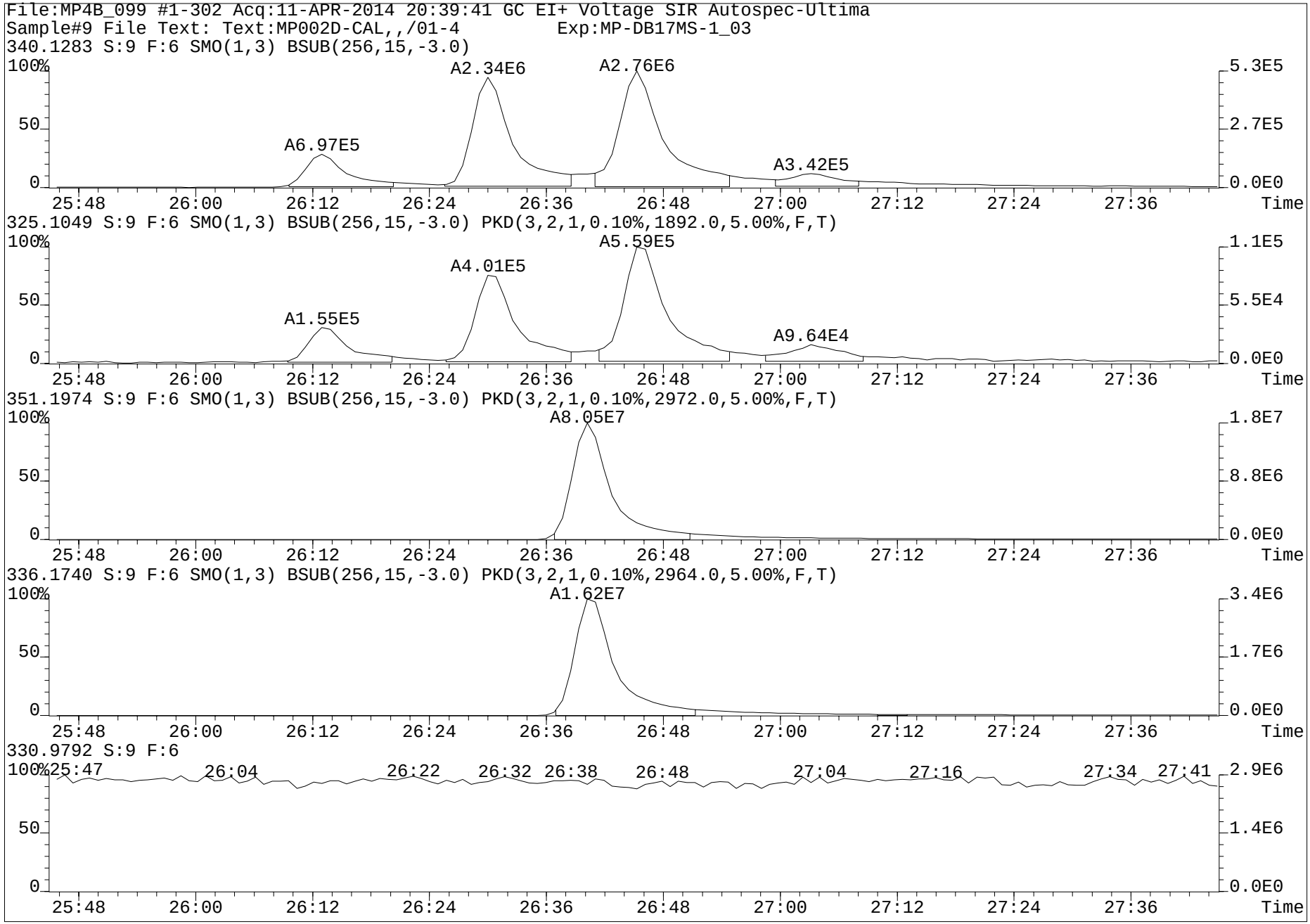
File:MP4B_099 #1-302 Acq:11-APR-2014 20:39:41 GC EI+ Voltage SIR Autospec-Ultima
Sample#9 File Text: Text:MP002D-CAL,,/01-4 Exp:MP-DB17MS-1_03
340.1283 S:9 F:6 SMO(1,3) BSUB(256,15,-3.0)
A6.97E5
A2.34E6
A2.76E6
A3.42E5
325.1049 S:9 F:6 SMO(1,3) BSUB(256,15,-3.0) PKD(3,2,1,0.10%,1892.0,5.00%,F,T)
A1.55E5
A4.01E5
A5.59E5
A9.64E4
351.1974 S:9 F:6 SMO(1,3) BSUB(256,15,-3.0) PKD(3,2,1,0.10%,2972.0,5.00%,F,T)
A8.05E7
336.1740 S:9 F:6 SMO(1,3) BSUB(256,15,-3.0) PKD(3,2,1,0.10%,2964.0,5.00%,F,T)
A1.62E7
330.9792 S:9 F:6
100%
50
0
25:48
26:00
26:12
26:24
26:36
26:48
27:00
27:12
27:24
27:36
Time
5.3E5
2.7E5
0.0E0
1.1E5
5.5E4
1.8E7
8.8E6
3.4E6
1.7E6
2.9E6
1.4E6

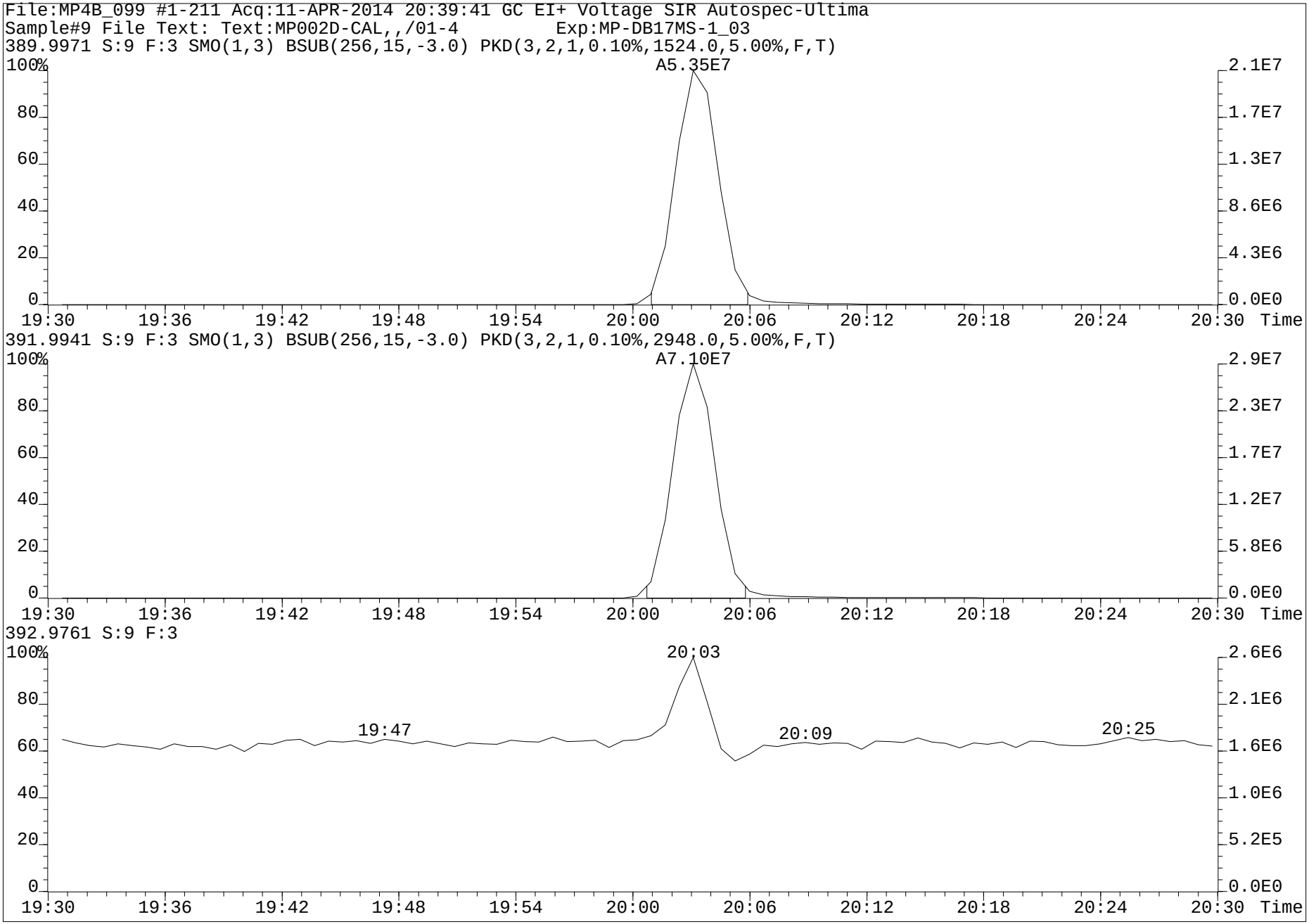
File:MP4B_099 #1-211 Acq:11-APR-2014 20:39:41 GC EI+ Voltage SIR Autospec-Ultima
Sample#9 File Text: Text:MP002D-CAL,,/01-4 Exp:MP-DB17MS-1_03
389.9971 S:9 F:3 SMO(1,3) BSUB(256,15,-3.0) PKD(3,2,1,0.10%,1524.0,5.00%,F,T)
A5.35E7
391.9941 S:9 F:3 SMO(1,3) BSUB(256,15,-3.0) PKD(3,2,1,0.10%,2948.0,5.00%,F,T)
A7.10E7
392.9761 S:9 F:3
20:03
19:47
20:09
20:25
Time

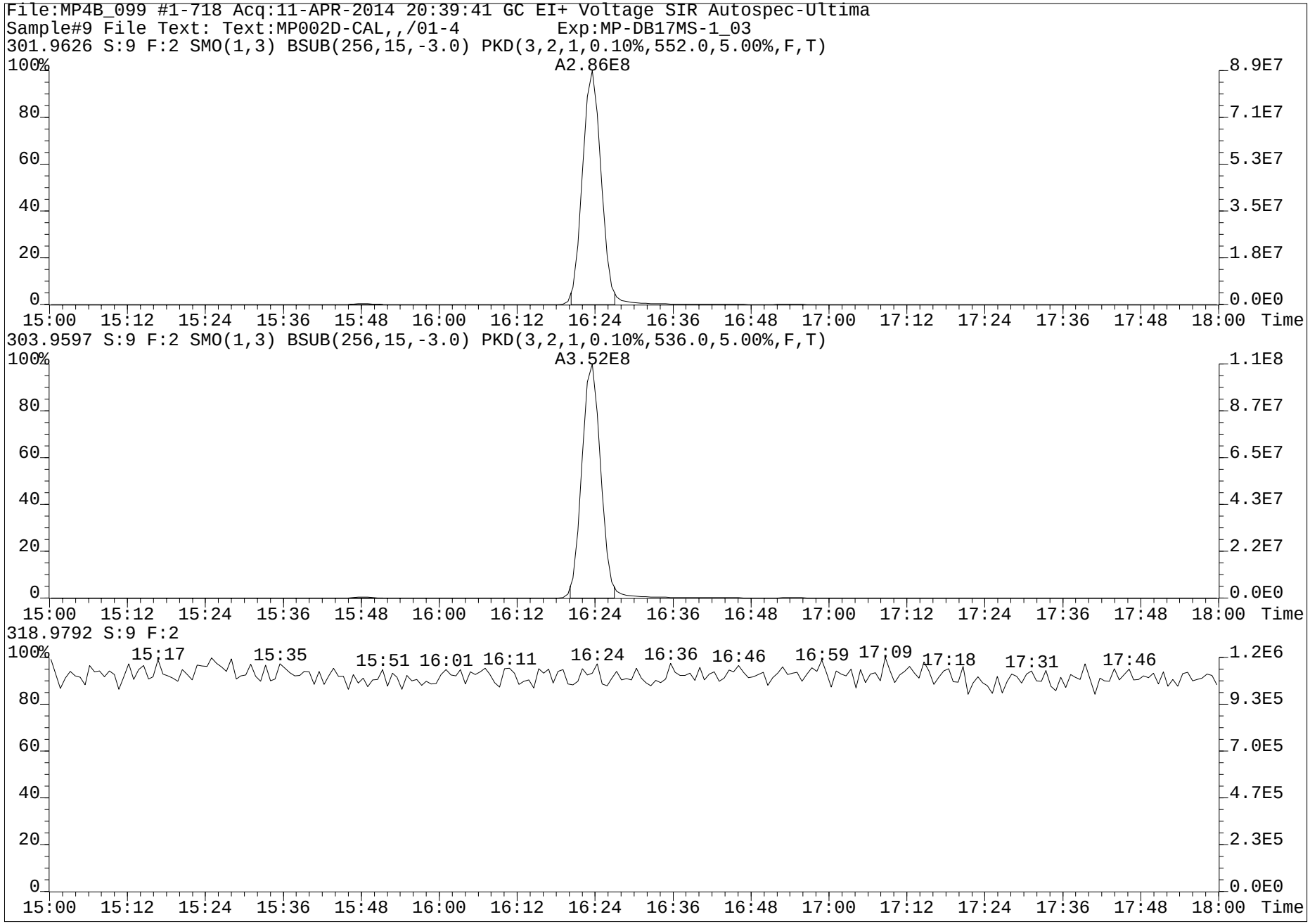
File:MP4B_099 #1-718 Acq:11-APR-2014 20:39:41 GC EI+ Voltage SIR Autospec-Ultima
Sample#9 File Text: Text:MP002D-CAL,,/01-4 Exp:MP-DB17MS-1_03
301.9626 S:9 F:2 SMO(1,3) BSUB(256,15,-3.0) PKD(3,2,1,0.10%,552.0,5.00%,F,T)
A2.86E8
303.9597 S:9 F:2 SMO(1,3) BSUB(256,15,-3.0) PKD(3,2,1,0.10%,536.0,5.00%,F,T)
A3.52E8
318.9792 S:9 F:2
Time

Run #5 Filename MP4B_099 S: 8 I: 1 Acquired: 11-APR-14 20:06:01 Processed: 14-APR-14 10:45:53
Run: mp4b_099-7a Analyte: MP-DB17-C03 Cal: mp4b_099-7a Results: Version: V3.6 6-JAN-2000 17:51:42
Sample text: MP002E-CAL,,/01 Comments: 1,,2.0uL CS-5 F1: 10.00 F2: 1.00

	Typ	Name	Amount	Resp	RA	RT	RF	RRF		Modified?
1	Unk	1-OH-Naphthalene	505.00	1.07e+09	0.77 n	8:07	-	1.2071	y	n
2	Unk	1-OH-Pyrene	505.00	1.71e+09	3.05 n	20:45	-	1.0799	y	n
3	Unk	3-OH-Chrysene	50.30	9.88e+07	1.98 n	23:03	-	1.1581	y	n
4	Unk	3-OH-Benz[a]anthracene	50.20	7.89e+07	2.00 n	23:14	-	0.5161	y	n
5	Unk	7,8-OH-Benzo[a]pyrene-C	50.10	3.67e+07	9.03 n	24:53	-	1.9232	y	y
6	Unk	7,8-OH-Benzo[a]pyrene-T	49.60	3.38e+07	11.83 n	25:10	-	1.7862	y	y
7	Unk	7,8-OH-Benzo[a]pyrene-3	99.70	2.19e+06	4.96 n	26:14	-	0.0577	y	n
8	Unk	9-OH-Benzo[a]pyrene	50.88	2.61e+07	6.10 n	26:31	-	0.3025	y	n
9	Unk	3-OH-Benzo[a]pyrene	50.29	3.03e+07	4.78 n	26:47	-	1.5808	y	y
10	Unk	7,8-OH-Benzo[a]pyrene-4	99.70	2.47e+06	4.49 n	27:05	-	0.0650	y	y
11	IS	13C6-1-OH-Naphthalene	250.00	4.39e+08	0.76 n	8:06	-	0.7470	y	n
12	IS	13C6-1-OH-Pyrene	250.00	7.84e+08	3.11 n	20:45	-	1.3339	y	n
13	IS	13C6-1-OH-BAA	260.00	7.92e+08	2.17 n	22:30	-	1.2966	y	n
14	IS	13C6-3-OH-Chrysene	253.00	4.29e+08	1.95 n	23:03	-	0.7216	y	n
15	IS	D11-3-OH-Benzo[a]pyrene	256.00	9.76e+07	5.02 n	26:42	-	0.1623	y	n
16	IS	13C-CL4-OH-PCB-79	250.00	1.15e+08	0.78 y	20:04	-	0.1952	y	n
17	IS	13C-CL4-PCB-79	0.00	*	* n	NotF»	-	Div0	n	n
18	RS	13C-CL4-PCB-81	250.00	5.87e+08	0.81 y	16:24	2.35e+06	-	n	n
19	Tot	Fn1 Lock	0.00	-		-	-	-	n	n
20	Tot	Fn2 Lock	0.00	-		-	-	-	n	n
21	Tot	Fn3 Lock	0.00	-		-	-	-	n	n
22	Tot	Fn4 Lock	0.00	-		-	-	-	n	n
23	Tot	Fn5 Lock	0.00	-		-	-	-	n	n
24	Tot	Fn6 Lock	0.00	-		-	-	-	n	n

pv'd by RT 17APR2014
sv by MW 24Apr14

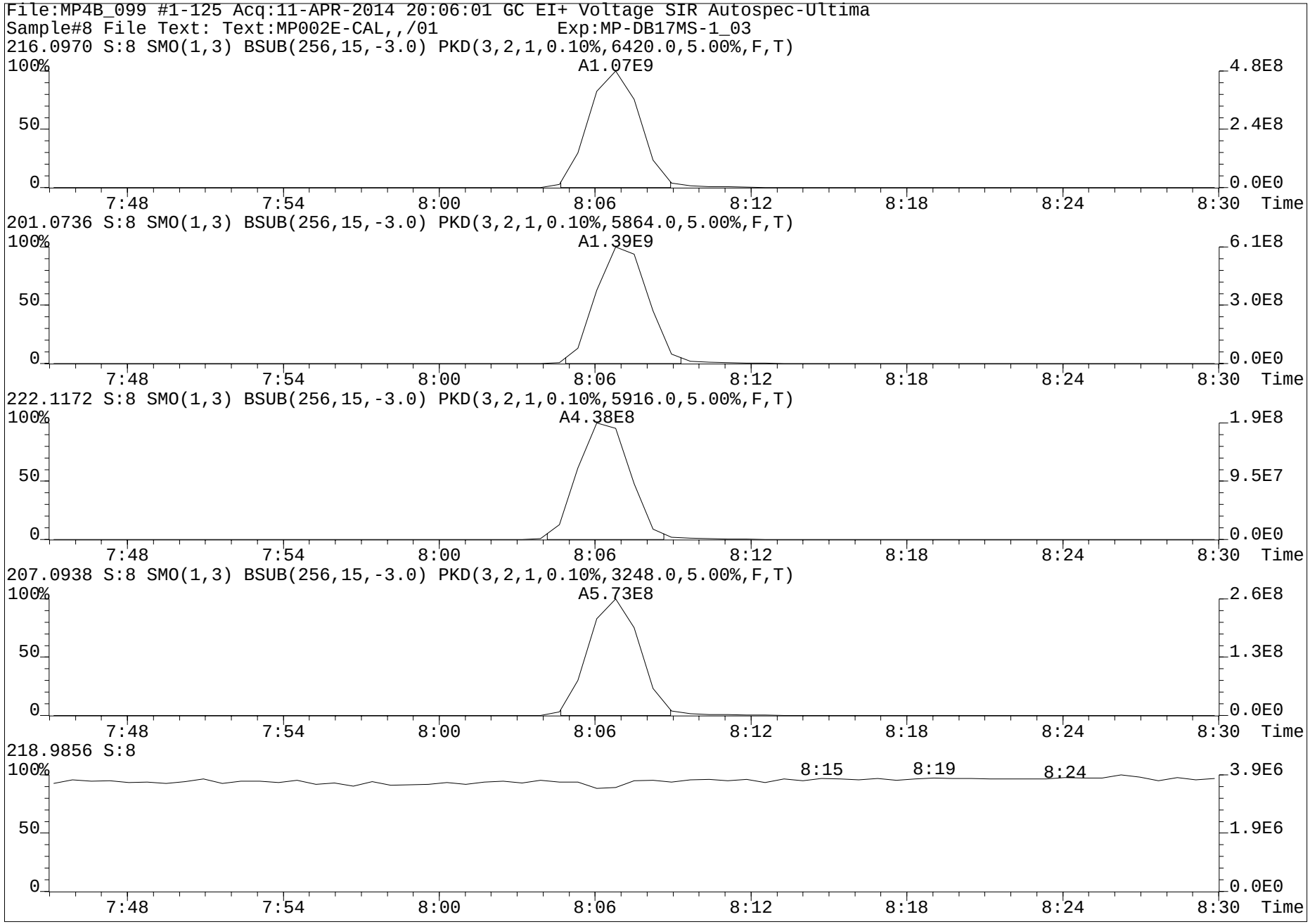
File:MP4B_099 #1-125 Acq:11-APR-2014 20:06:01 GC EI+ Voltage SIR Autospec-Ultima
Sample#8 File Text: Text:MP002E-CAL,,/01 Exp:MP-DB17MS-1_03
216.0970 S:8 SMO(1,3) BSUB(256,15,-3.0) PKD(3,2,1,0.10%,6420.0,5.00%,F,T)
A1.07E9
201.0736 S:8 SMO(1,3) BSUB(256,15,-3.0) PKD(3,2,1,0.10%,5864.0,5.00%,F,T)
A1.39E9
222.1172 S:8 SMO(1,3) BSUB(256,15,-3.0) PKD(3,2,1,0.10%,5916.0,5.00%,F,T)
A4.38E8
207.0938 S:8 SMO(1,3) BSUB(256,15,-3.0) PKD(3,2,1,0.10%,3248.0,5.00%,F,T)
A5.73E8
218.9856 S:8
8:15
8:19
8:24
100%
50
0
7:48
7:54
8:00
8:06
8:12
8:18
8:24
8:30
Time
4.8E8
2.4E8
0.0E0
6.1E8
3.0E8
1.9E8
9.5E7
2.6E8
1.3E8
3.9E6
1.9E6

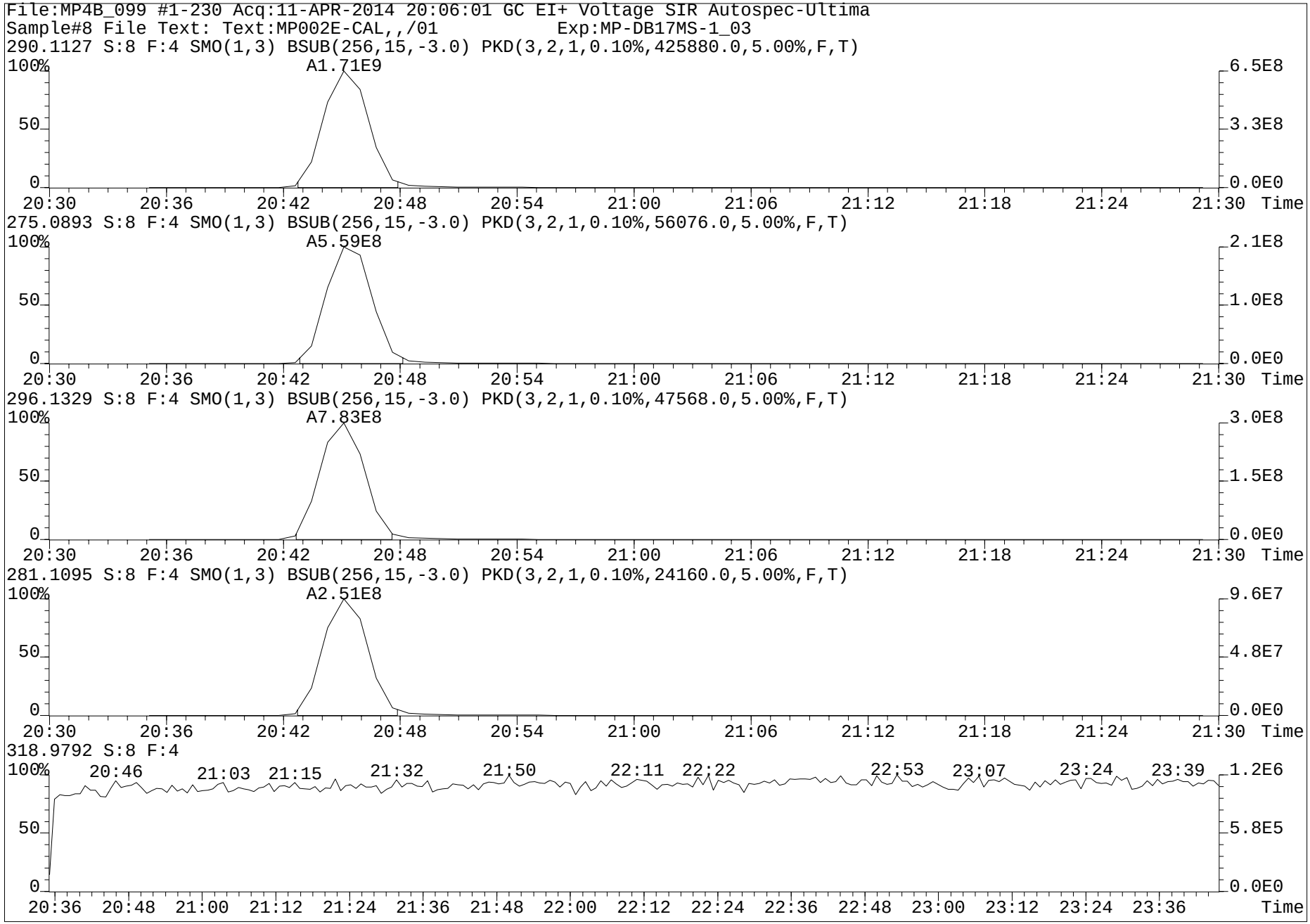
File:MP4B_099 #1-230 Acq:11-APR-2014 20:06:01 GC EI+ Voltage SIR Autospec-Ultima
Sample#8 File Text: Text:MP002E-CAL,,/01 Exp:MP-DB17MS-1_03
290.1127 S:8 F:4 SMO(1,3) BSUB(256,15,-3.0) PKD(3,2,1,0.10%,425880.0,5.00%,F,T)
A1.71E9
275.0893 S:8 F:4 SMO(1,3) BSUB(256,15,-3.0) PKD(3,2,1,0.10%,56076.0,5.00%,F,T)
A5.59E8
296.1329 S:8 F:4 SMO(1,3) BSUB(256,15,-3.0) PKD(3,2,1,0.10%,47568.0,5.00%,F,T)
A7.83E8
281.1095 S:8 F:4 SMO(1,3) BSUB(256,15,-3.0) PKD(3,2,1,0.10%,24160.0,5.00%,F,T)
A2.51E8
318.9792 S:8 F:4
100%
50
0
6.5E8
3.3E8
0.0E0
2.1E8
1.0E8
3.0E8
1.5E8
9.6E7
4.8E7
1.2E6
5.8E5
20:30 20:36 20:42 20:48 20:54 21:00 21:06 21:12 21:18 21:24 21:30 Time
20:46 21:03 21:15 21:32 21:50 22:11 22:22 22:53 23:07 23:24 23:39
20:36 20:48 21:00 21:12 21:24 21:36 21:48 22:00 22:12 22:24 22:36 22:48 23:00 23:12 23:24 23:36 Time

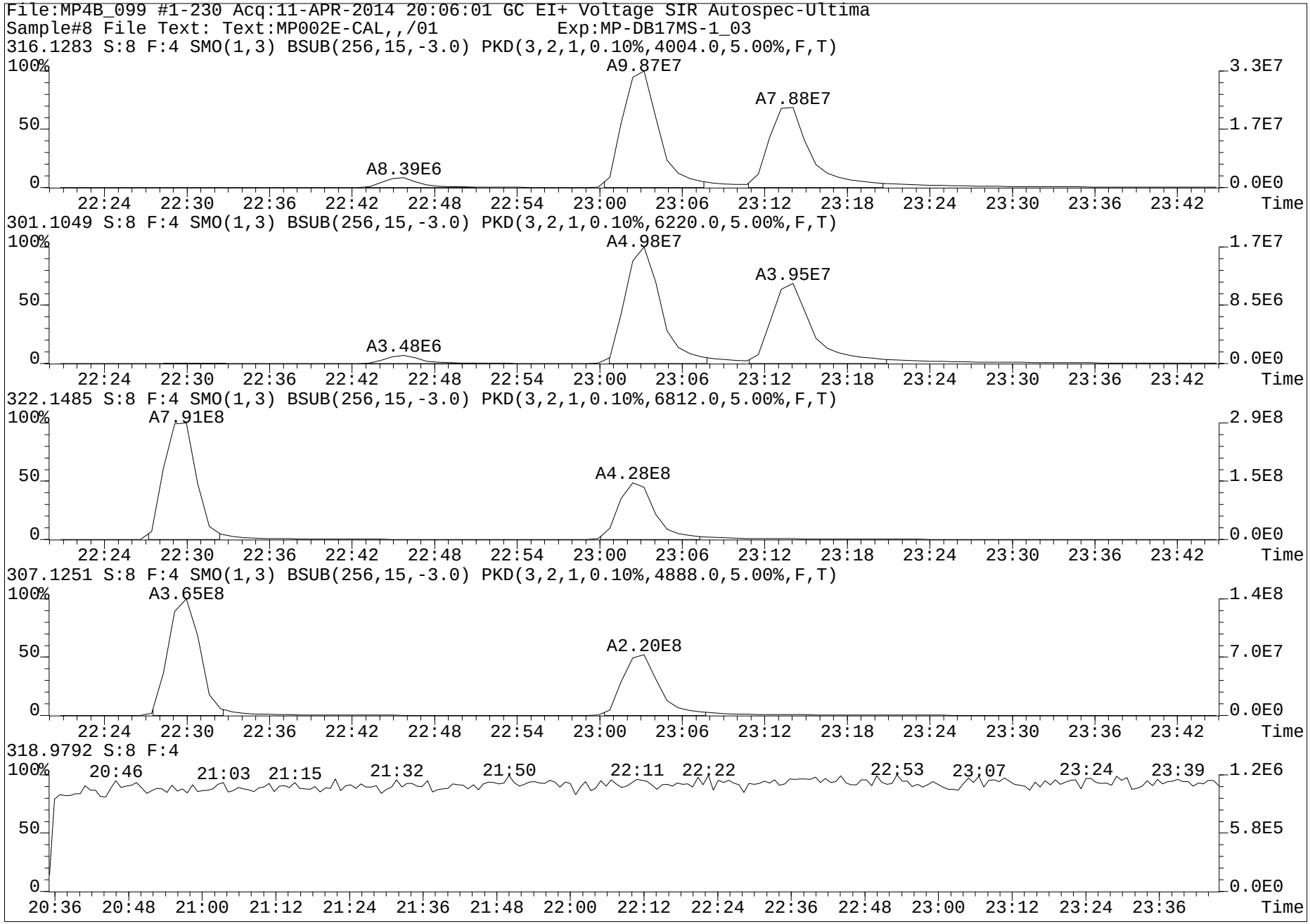
File:MP4B_099 #1-230 Acq:11-APR-2014 20:06:01 GC EI+ Voltage SIR Autospec-Ultima
Sample#8 File Text: Text:MP002E-CAL,,/01 Exp:MP-DB17MS-1_03
316.1283 S:8 F:4 SMO(1,3) BSUB(256,15,-3.0) PKD(3,2,1,0.10%,4004.0,5.00%,F,T)
A9.87E7
A7.88E7
A8.39E6
3.3E7
1.7E7
0.0E0
301.1049 S:8 F:4 SMO(1,3) BSUB(256,15,-3.0) PKD(3,2,1,0.10%,6220.0,5.00%,F,T)
A4.98E7
A3.95E7
A3.48E6
1.7E7
8.5E6
0.0E0
322.1485 S:8 F:4 SMO(1,3) BSUB(256,15,-3.0) PKD(3,2,1,0.10%,6812.0,5.00%,F,T)
A7.91E8
A4.28E8
2.9E8
1.5E8
0.0E0
307.1251 S:8 F:4 SMO(1,3) BSUB(256,15,-3.0) PKD(3,2,1,0.10%,4888.0,5.00%,F,T)
A3.65E8
A2.20E8
1.4E8
7.0E7
0.0E0
318.9792 S:8 F:4
1.2E6
5.8E5
0.0E0
Time

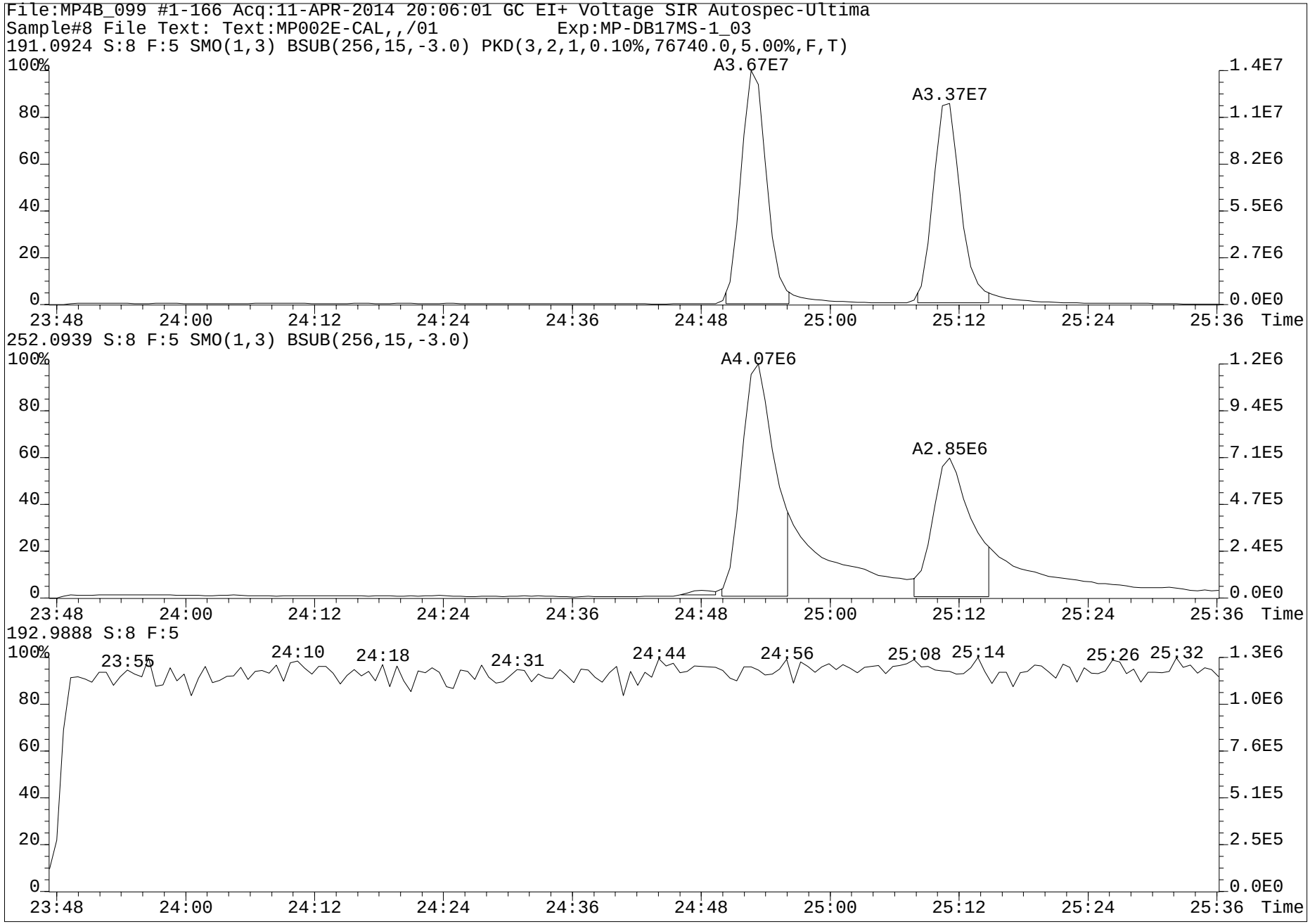
File:MP4B_099 #1-166 Acq:11-APR-2014 20:06:01 GC EI+ Voltage SIR Autospec-Ultima
Sample#8 File Text: Text:MP002E-CAL,,/01 Exp:MP-DB17MS-1_03
191.0924 S:8 F:5 SMO(1,3) BSUB(256,15,-3.0) PKD(3,2,1,0.10%,76740.0,5.00%,F,T)
A3.67E7
A3.37E7
252.0939 S:8 F:5 SMO(1,3) BSUB(256,15,-3.0)
A4.07E6
A2.85E6
192.9888 S:8 F:5
23:55
24:10
24:18
24:31
24:44
24:56
25:08
25:14
25:26
25:32
Time

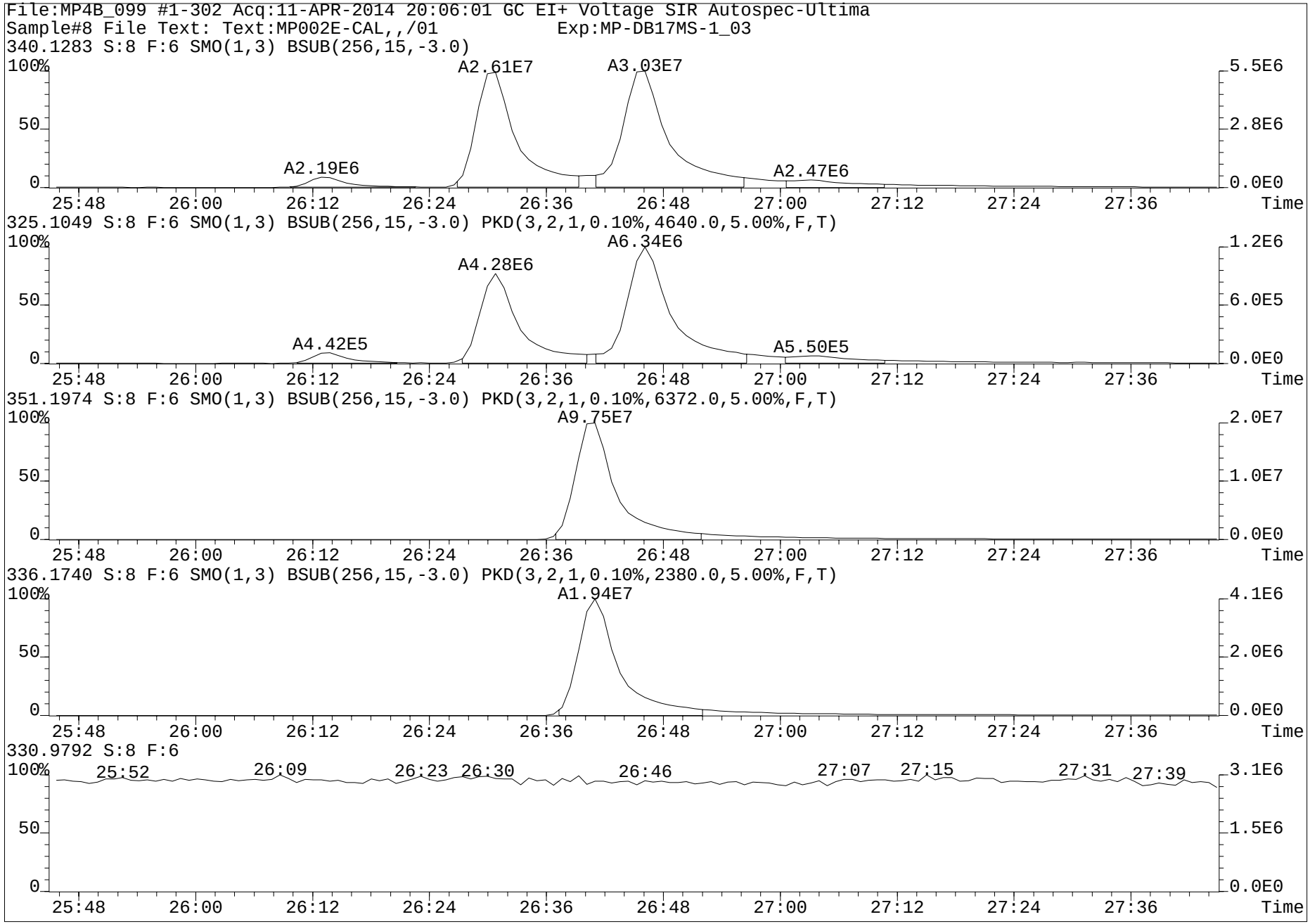
File:MP4B_099 #1-302 Acq:11-APR-2014 20:06:01 GC EI+ Voltage SIR Autospec-Ultima
Sample#8 File Text: Text:MP002E-CAL,,/01 Exp:MP-DB17MS-1_03
340.1283 S:8 F:6 SMO(1,3) BSUB(256,15,-3.0)
A2.61E7
A3.03E7
A2.19E6
A2.47E6
325.1049 S:8 F:6 SMO(1,3) BSUB(256,15,-3.0) PKD(3,2,1,0.10%,4640.0,5.00%,F,T)
A6.34E6
A4.28E6
A4.42E5
A5.50E5
351.1974 S:8 F:6 SMO(1,3) BSUB(256,15,-3.0) PKD(3,2,1,0.10%,6372.0,5.00%,F,T)
A9.75E7
336.1740 S:8 F:6 SMO(1,3) BSUB(256,15,-3.0) PKD(3,2,1,0.10%,2380.0,5.00%,F,T)
A1.94E7
330.9792 S:8 F:6
25:52
26:09
26:23
26:30
26:46
27:07
27:15
27:31
27:39
100%
50
0
25:48
26:00
26:12
26:24
26:36
26:48
27:00
27:12
27:24
27:36
Time
5.5E6
2.8E6
0.0E0
1.2E6
6.0E5
2.0E7
1.0E7
4.1E6
2.0E6
3.1E6
1.5E6

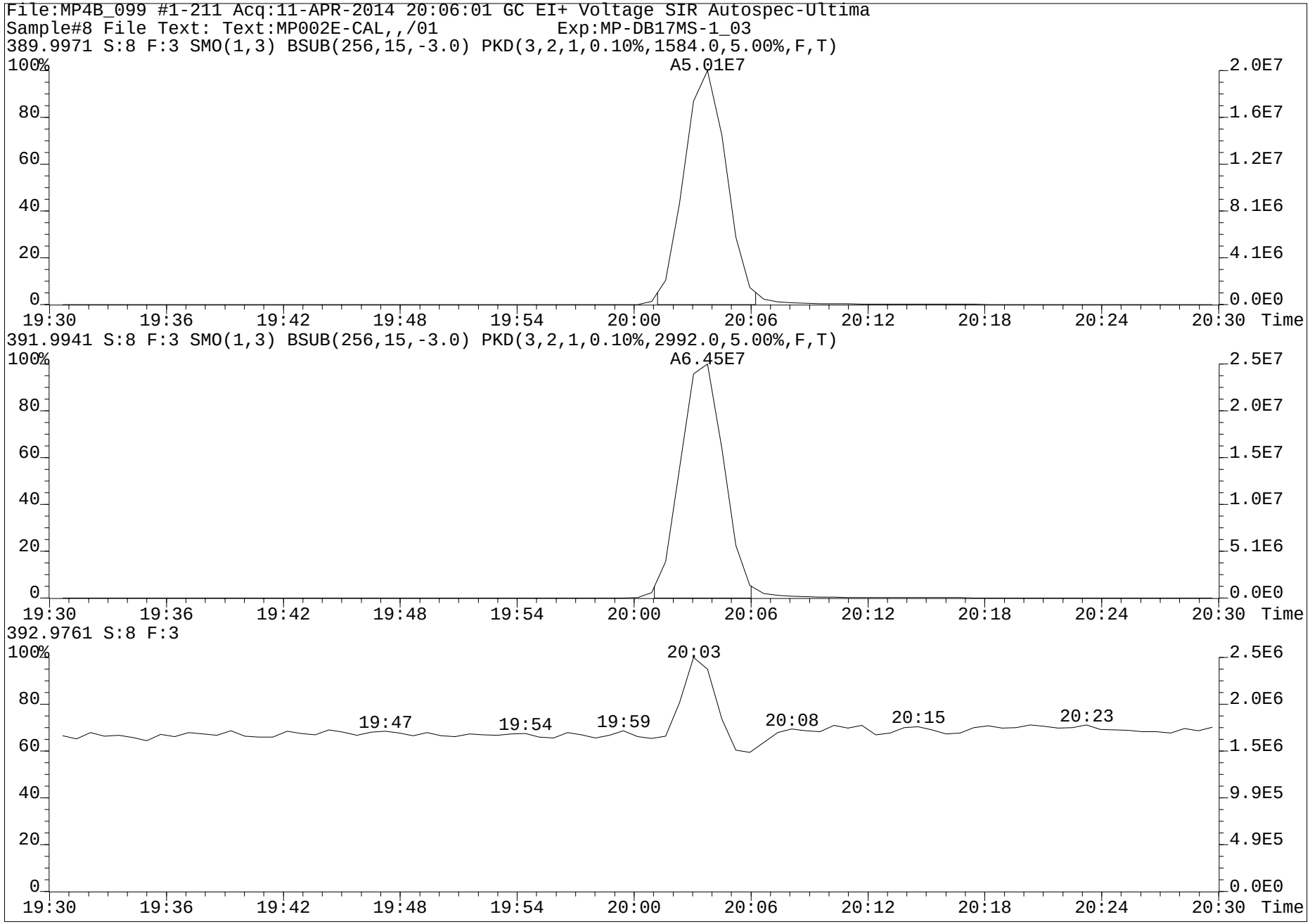
File:MP4B_099 #1-211 Acq:11-APR-2014 20:06:01 GC EI+ Voltage SIR Autospec-Ultima
Sample#8 File Text: Text:MP002E-CAL,,/01 Exp:MP-DB17MS-1_03
389.9971 S:8 F:3 SMO(1,3) BSUB(256,15,-3.0) PKD(3,2,1,0.10%,1584.0,5.00%,F,T)
A5.01E7
391.9941 S:8 F:3 SMO(1,3) BSUB(256,15,-3.0) PKD(3,2,1,0.10%,2992.0,5.00%,F,T)
A6.45E7
392.9761 S:8 F:3
20:03
19:47
19:54
19:59
20:08
20:15
20:23
Time

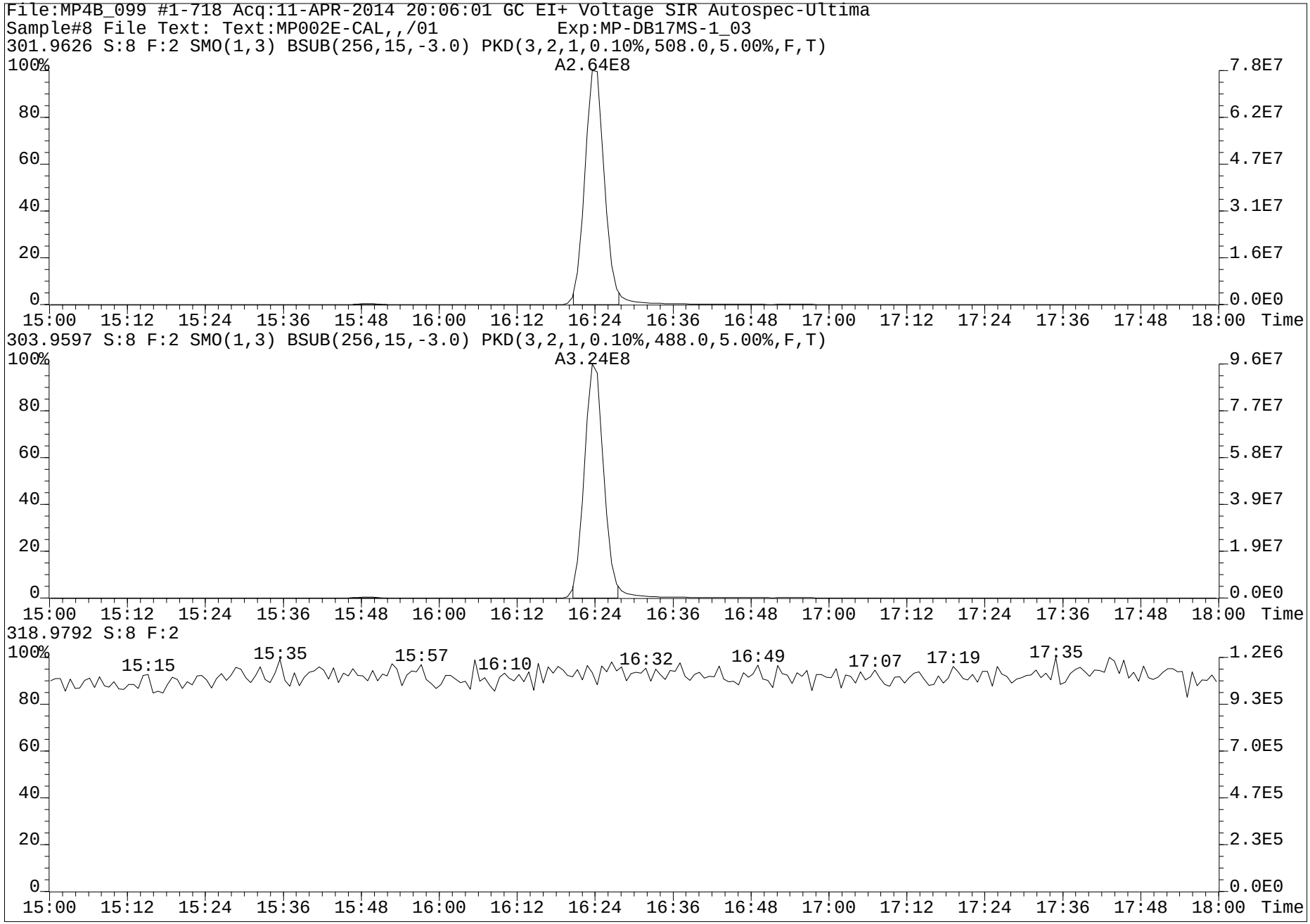
File:MP4B_099 #1-718 Acq:11-APR-2014 20:06:01 GC EI+ Voltage SIR Autospec-Ultima
Sample#8 File Text: Text:MP002E-CAL,,/01 Exp:MP-DB17MS-1_03
301.9626 S:8 F:2 SMO(1,3) BSUB(256,15,-3.0) PKD(3,2,1,0.10%,508.0,5.00%,F,T)
A2.64E8
303.9597 S:8 F:2 SMO(1,3) BSUB(256,15,-3.0) PKD(3,2,1,0.10%,488.0,5.00%,F,T)
A3.24E8
318.9792 S:8 F:2
15:15
15:35
15:57
16:10
16:32
16:49
17:07
17:19
17:35
Time

www.axysanalytical.com

Run #6 Filename MP4B_099 S: 7 I: 1 Acquired: 11-APR-14 19:32:21 Processed: 14-APR-14 10:45:53
Run: mp4b_099-7a Analyte: MP-DB17-C03 Cal: mp4b_099-7a Results: Version: V3.6 6-JAN-2000 17:51:42
Sample text: MP002F-CAL,,/01 Comments: 1,,2.0uL CS-6 F1: 50.00 F2: 1.00

	Typ	Name	Amount	Resp	RA		RT	RF	RRF		Modified?
1	Unk	1-OH-Naphthalene	505.00	1.19e+09	0.76	n	8:07	-	1.2263	y	n
2	Unk	1-OH-Pyrene	505.00	1.98e+09	3.00	n	20:45	-	1.0581	y	n
3	Unk	3-OH-Chrysene	251.50	6.30e+08	1.99	n	23:03	-	1.1353	y	n
4	Unk	3-OH-Benz[a]anthracene	251.00	5.79e+08	2.02	n	23:14	-	0.6442	y	n
5	Unk	7,8-OH-Benzo[a]pyrene-C	250.50	1.97e+08	12.14	n	24:53	-	0.9631	y	y
6	Unk	7,8-OH-Benzo[a]pyrene-T	248.00	2.32e+08	18.12	n	25:11	-	1.1426	y	y
7	Unk	7,8-OH-Benzo[a]pyrene-3	498.50	4.20e+07	4.80	n	26:15	-	0.1031	y	y
8	Unk	9-OH-Benzo[a]pyrene	254.40	3.04e+08	6.37	n	26:32	-	0.5411	y	n
9	Unk	3-OH-Benzo[a]pyrene	251.45	3.31e+08	5.02	n	26:47	-	1.6076	y	n
10	Unk	7,8-OH-Benzo[a]pyrene-4	498.50	2.89e+07	4.18	n	27:06	-	0.0708	y	y
11	IS	13C6-1-OH-Naphthalene	250.00	4.81e+08	0.74	n	8:07	-	0.7542	y	n
12	IS	13C6-1-OH-Pyrene	250.00	9.25e+08	3.17	n	20:45	-	1.4497	y	n
13	IS	13C6-1-OH-BAA	260.00	9.31e+08	2.26	n	22:30	-	1.4038	y	n
14	IS	13C6-3-OH-Chrysene	253.00	5.59e+08	1.94	n	23:03	-	0.8654	y	n
15	IS	D11-3-OH-Benzo[a]pyrene	256.00	2.09e+08	5.08	n	26:42	-	0.3205	y	n
16	IS	13C-CL4-OH-PCB-79	250.00	1.27e+08	0.76	y	20:04	-	0.1995	y	n
17	IS	13C-CL4-PCB-79	0.00	*	*	n	NotF»	-	Div0	n	n
18	RS	13C-CL4-PCB-81	250.00	6.38e+08	0.82	y	16:24	2.55e+06	-	n	n
19	Tot	Fn1 Lock	0.00	-			-	-	-	n	n
20	Tot	Fn2 Lock	0.00	-			-	-	-	n	n
21	Tot	Fn3 Lock	0.00	-			-	-	-	n	n
22	Tot	Fn4 Lock	0.00	-			-	-	-	n	n
23	Tot	Fn5 Lock	0.00	-			-	-	-	n	n
24	Tot	Fn6 Lock	0.00	-			-	-	-	n	n

pvd by RT 17APR2014

SV by MW 24-APR-14

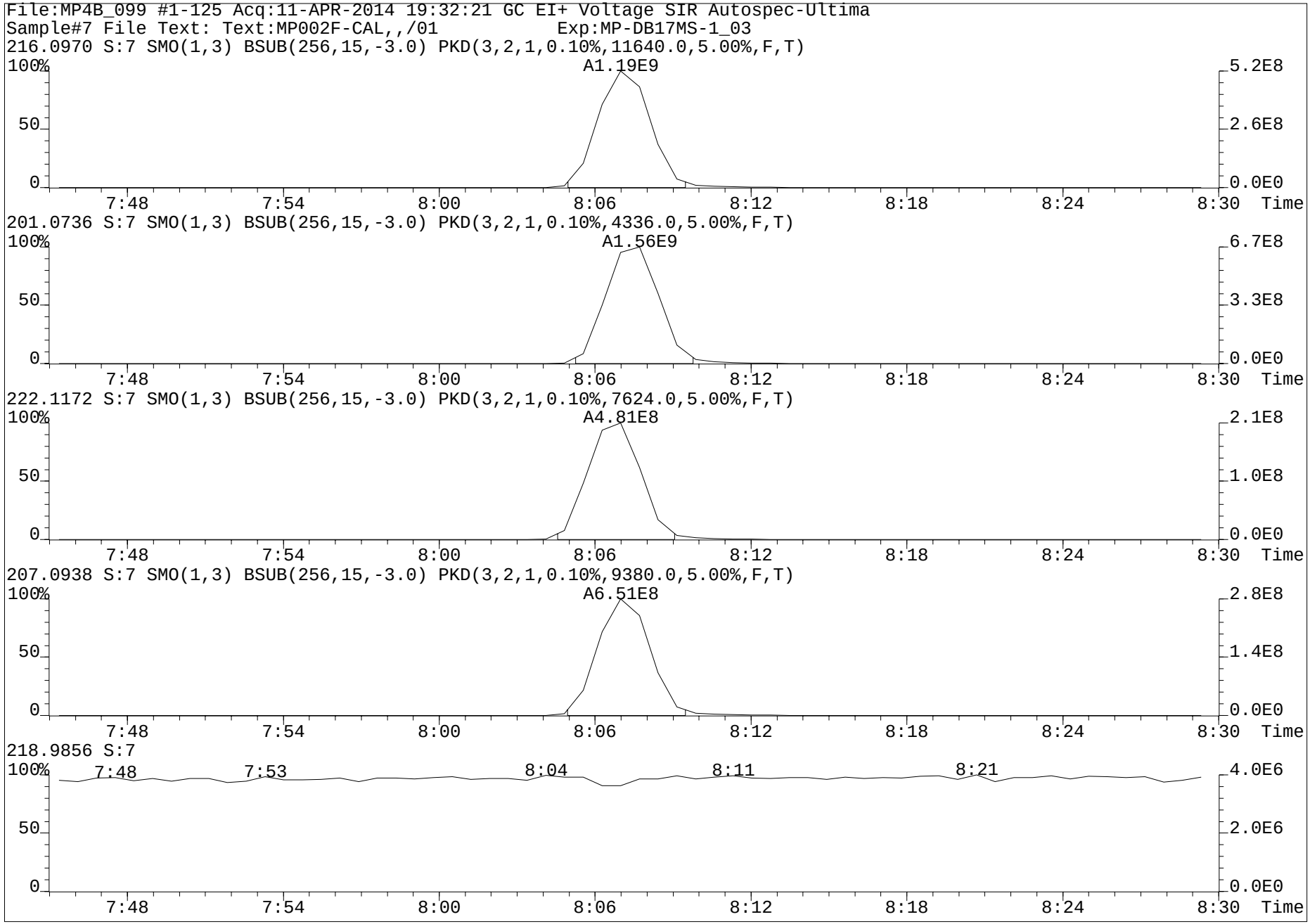
File:MP4B_099 #1-125 Acq:11-APR-2014 19:32:21 GC EI+ Voltage SIR Autospec-Ultima
Sample#7 File Text: Text:MP002F-CAL,,/01 Exp:MP-DB17MS-1_03
216.0970 S:7 SMO(1,3) BSUB(256,15,-3.0) PKD(3,2,1,0.10%,11640.0,5.00%,F,T)
A1.19E9
201.0736 S:7 SMO(1,3) BSUB(256,15,-3.0) PKD(3,2,1,0.10%,4336.0,5.00%,F,T)
A1.56E9
222.1172 S:7 SMO(1,3) BSUB(256,15,-3.0) PKD(3,2,1,0.10%,7624.0,5.00%,F,T)
A4.81E8
207.0938 S:7 SMO(1,3) BSUB(256,15,-3.0) PKD(3,2,1,0.10%,9380.0,5.00%,F,T)
A6.51E8
218.9856 S:7
7:48
7:53
8:04
8:11
8:21
100%
50
0
7:48
7:54
8:00
8:06
8:12
8:18
8:24
8:30
Time
5.2E8
2.6E8
0.0E0
6.7E8
3.3E8
2.1E8
1.0E8
2.8E8
1.4E8
4.0E6
2.0E6

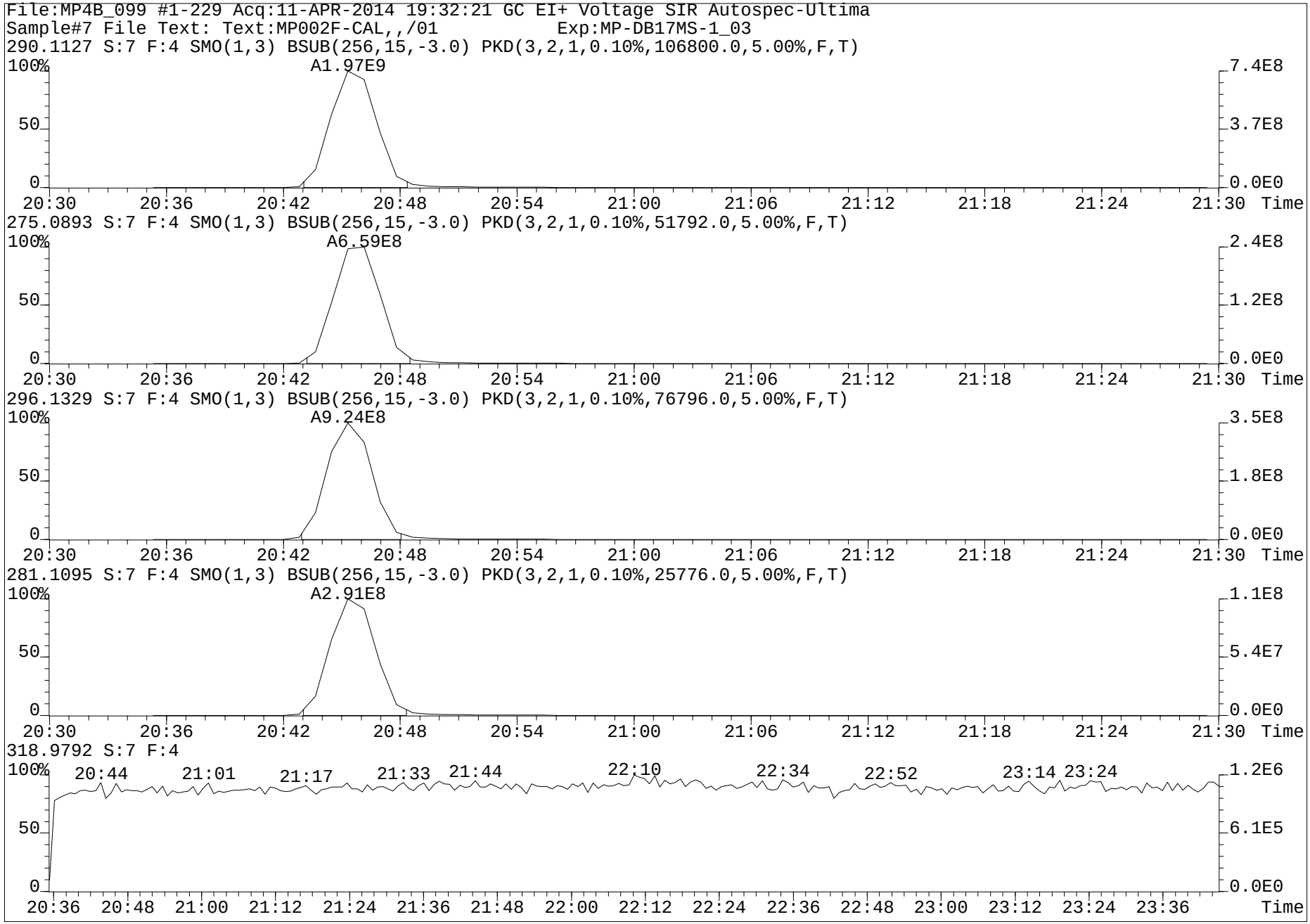
File:MP4B_099 #1-229 Acq:11-APR-2014 19:32:21 GC EI+ Voltage SIR Autospec-Ultima
Sample#7 File Text: Text:MP002F-CAL,,/01 Exp:MP-DB17MS-1_03
290.1127 S:7 F:4 SMO(1,3) BSUB(256,15,-3.0) PKD(3,2,1,0.10%,106800.0,5.00%,F,T)
A1.97E9
275.0893 S:7 F:4 SMO(1,3) BSUB(256,15,-3.0) PKD(3,2,1,0.10%,51792.0,5.00%,F,T)
A6.59E8
296.1329 S:7 F:4 SMO(1,3) BSUB(256,15,-3.0) PKD(3,2,1,0.10%,76796.0,5.00%,F,T)
A9.24E8
281.1095 S:7 F:4 SMO(1,3) BSUB(256,15,-3.0) PKD(3,2,1,0.10%,25776.0,5.00%,F,T)
A2.91E8
318.9792 S:7 F:4
20:44 21:01 21:17 21:33 21:44 22:10 22:34 22:52 23:14 23:24
100%
50
0
Time

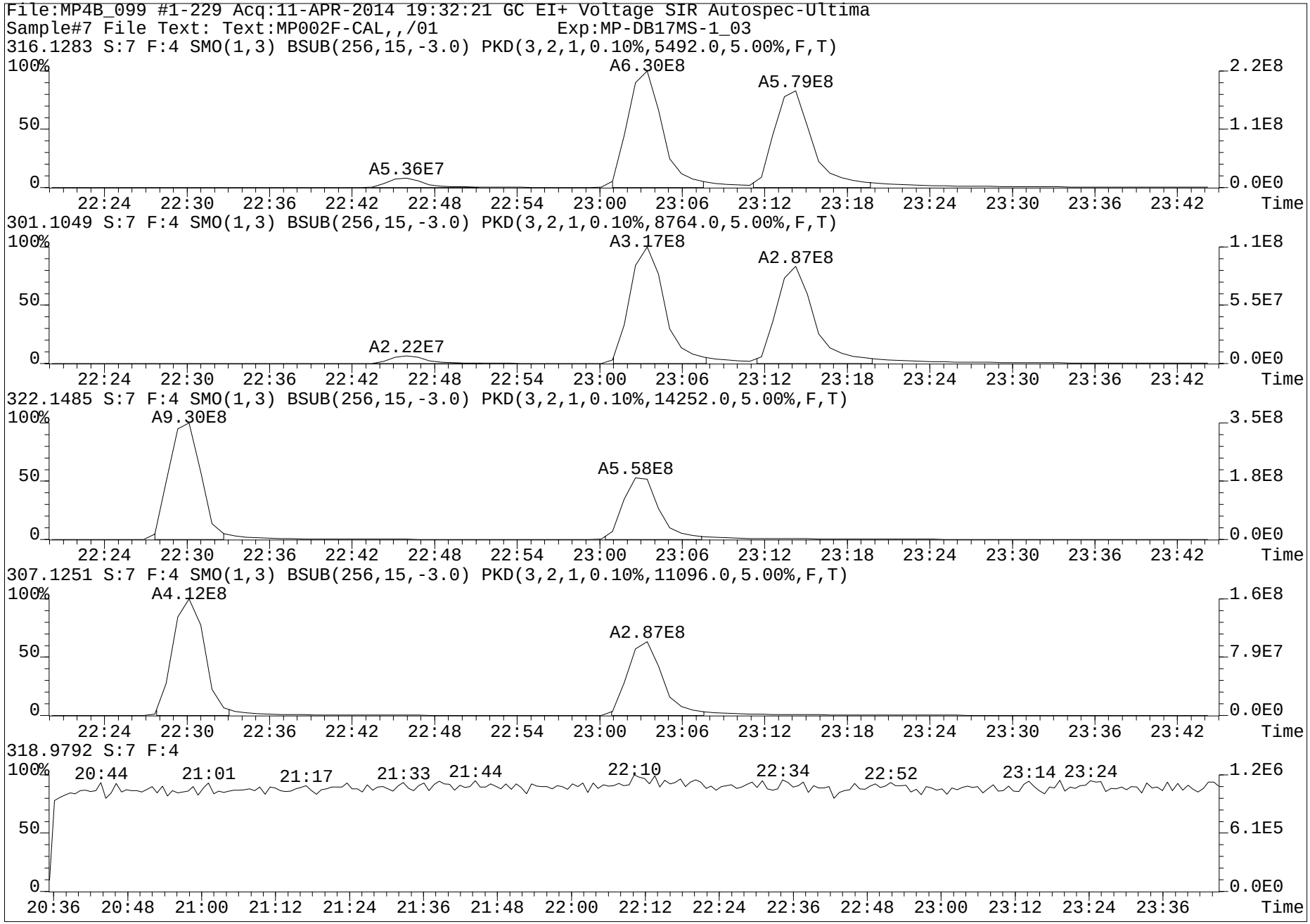
File:MP4B_099 #1-229 Acq:11-APR-2014 19:32:21 GC EI+ Voltage SIR Autospec-Ultima
Sample#7 File Text: Text:MP002F-CAL,,/01 Exp:MP-DB17MS-1_03
316.1283 S:7 F:4 SMO(1,3) BSUB(256,15,-3.0) PKD(3,2,1,0.10%,5492.0,5.00%,F,T)
A6.30E8
A5.79E8
A5.36E7
2.2E8
1.1E8
0.0E0
301.1049 S:7 F:4 SMO(1,3) BSUB(256,15,-3.0) PKD(3,2,1,0.10%,8764.0,5.00%,F,T)
A3.17E8
A2.87E8
A2.22E7
1.1E8
5.5E7
0.0E0
322.1485 S:7 F:4 SMO(1,3) BSUB(256,15,-3.0) PKD(3,2,1,0.10%,14252.0,5.00%,F,T)
A9.30E8
A5.58E8
3.5E8
1.8E8
0.0E0
307.1251 S:7 F:4 SMO(1,3) BSUB(256,15,-3.0) PKD(3,2,1,0.10%,11096.0,5.00%,F,T)
A4.12E8
A2.87E8
1.6E8
7.9E7
0.0E0
318.9792 S:7 F:4
20:44 21:01 21:17 21:33 21:44 22:10 22:34 22:52 23:14 23:24
1.2E6
6.1E5
0.0E0
100%
50
0
Time

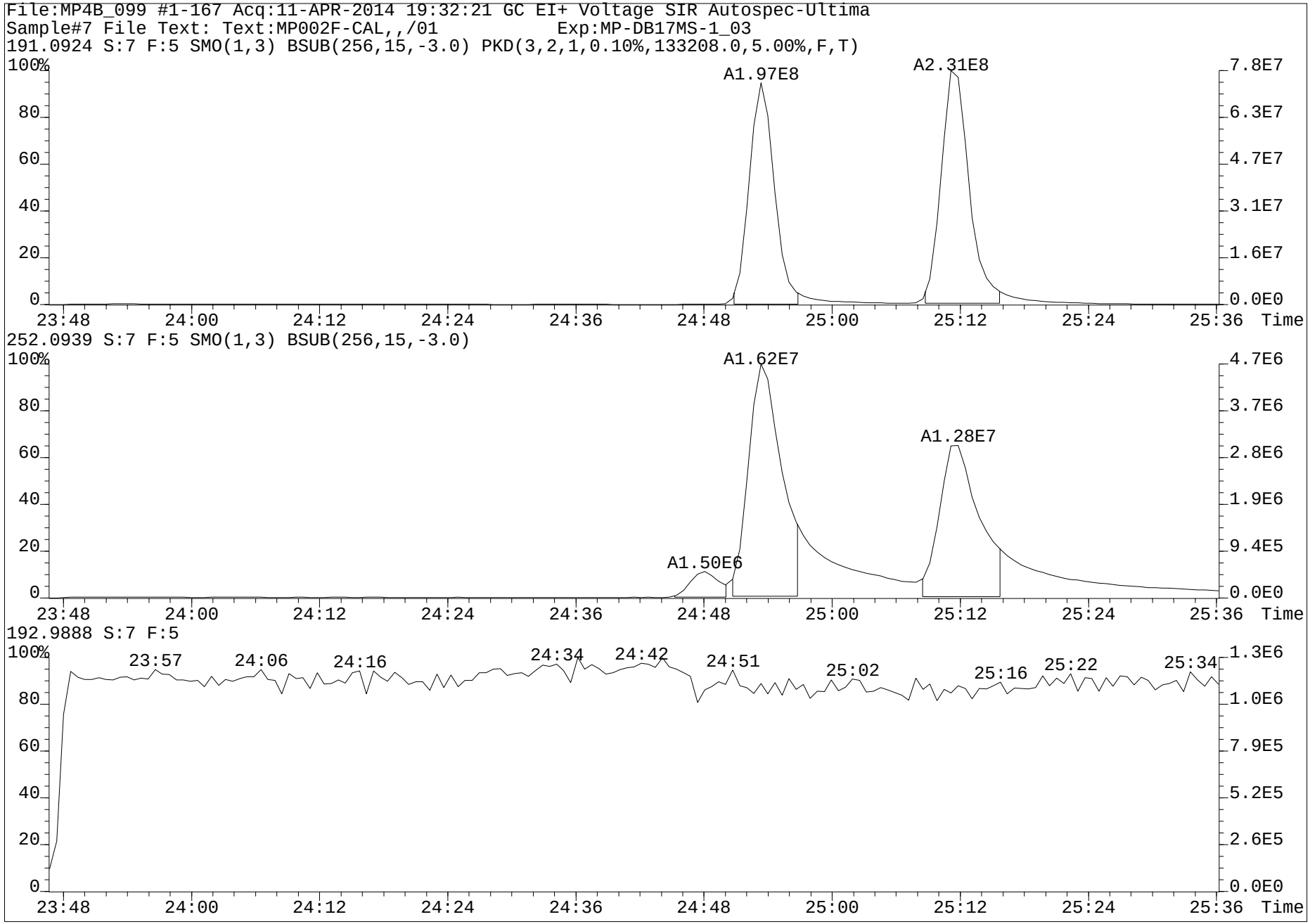
File:MP4B_099 #1-167 Acq:11-APR-2014 19:32:21 GC EI+ Voltage SIR Autospec-Ultima
Sample#7 File Text: Text:MP002F-CAL,,/01 Exp:MP-DB17MS-1_03
191.0924 S:7 F:5 SMO(1,3) BSUB(256,15,-3.0) PKD(3,2,1,0.10%,133208.0,5.00%,F,T)
A1.97E8
A2.31E8
252.0939 S:7 F:5 SMO(1,3) BSUB(256,15,-3.0)
A1.62E7
A1.28E7
A1.50E6
192.9888 S:7 F:5
23:57
24:06
24:16
24:34
24:42
24:51
25:02
25:16
25:22
25:34
Time

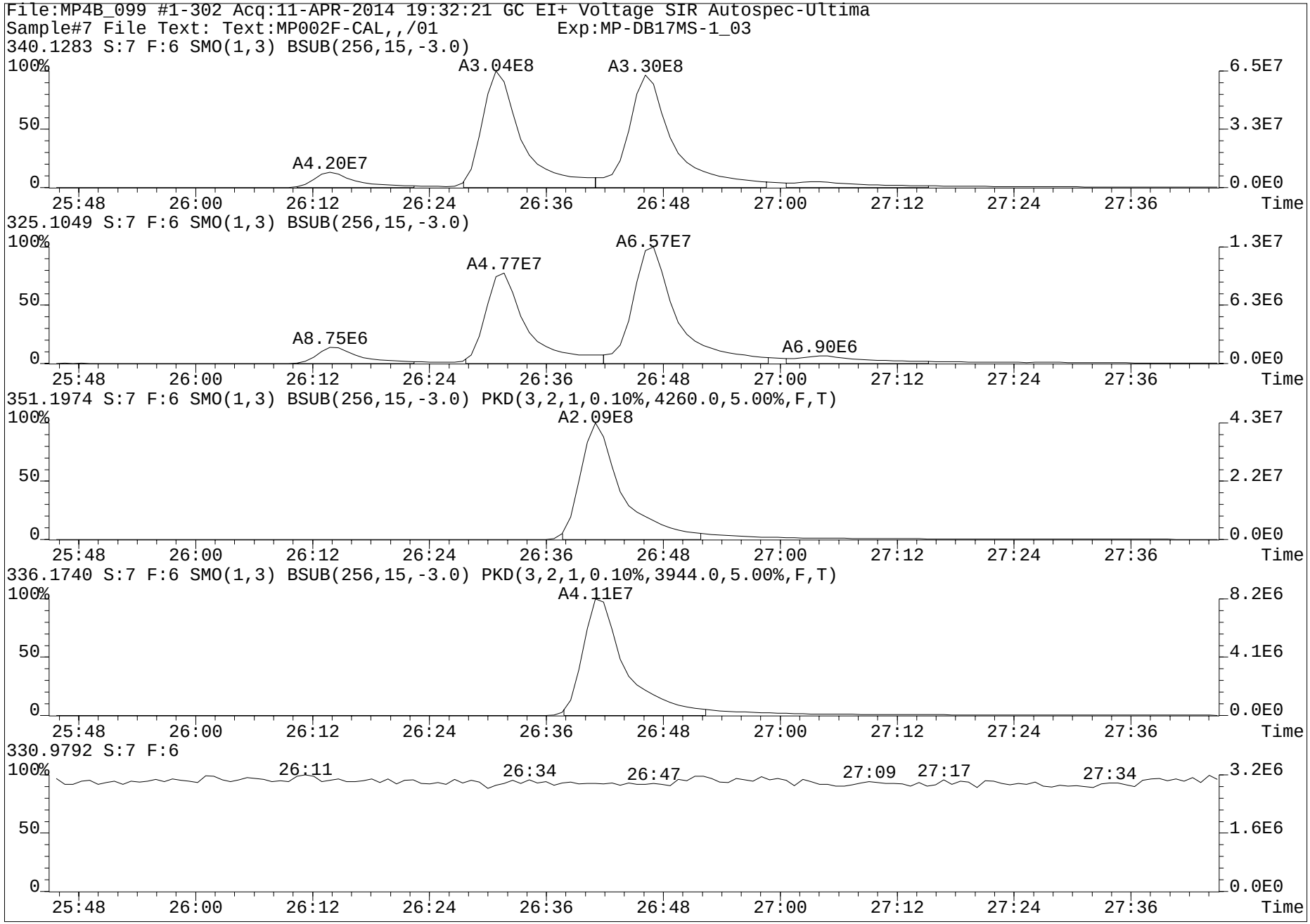
File:MP4B_099 #1-302 Acq:11-APR-2014 19:32:21 GC EI+ Voltage SIR Autospec-Ultima
Sample#7 File Text: Text:MP002F-CAL,,/01 Exp:MP-DB17MS-1_03
340.1283 S:7 F:6 SMO(1,3) BSUB(256,15,-3.0)
A3.04E8
A3.30E8
A4.20E7
6.5E7
3.3E7
0.0E0
325.1049 S:7 F:6 SMO(1,3) BSUB(256,15,-3.0)
A6.57E7
A4.77E7
A8.75E6
A6.90E6
1.3E7
6.3E6
0.0E0
351.1974 S:7 F:6 SMO(1,3) BSUB(256,15,-3.0) PKD(3,2,1,0.10%,4260.0,5.00%,F,T)
A2.09E8
4.3E7
2.2E7
0.0E0
336.1740 S:7 F:6 SMO(1,3) BSUB(256,15,-3.0) PKD(3,2,1,0.10%,3944.0,5.00%,F,T)
A4.11E7
8.2E6
4.1E6
0.0E0
330.9792 S:7 F:6
26:11
26:34
26:47
27:09
27:17
27:34
3.2E6
1.6E6
0.0E0
100%
50
0
25:48
26:00
26:12
26:24
26:36
26:48
27:00
27:12
27:24
27:36
Time

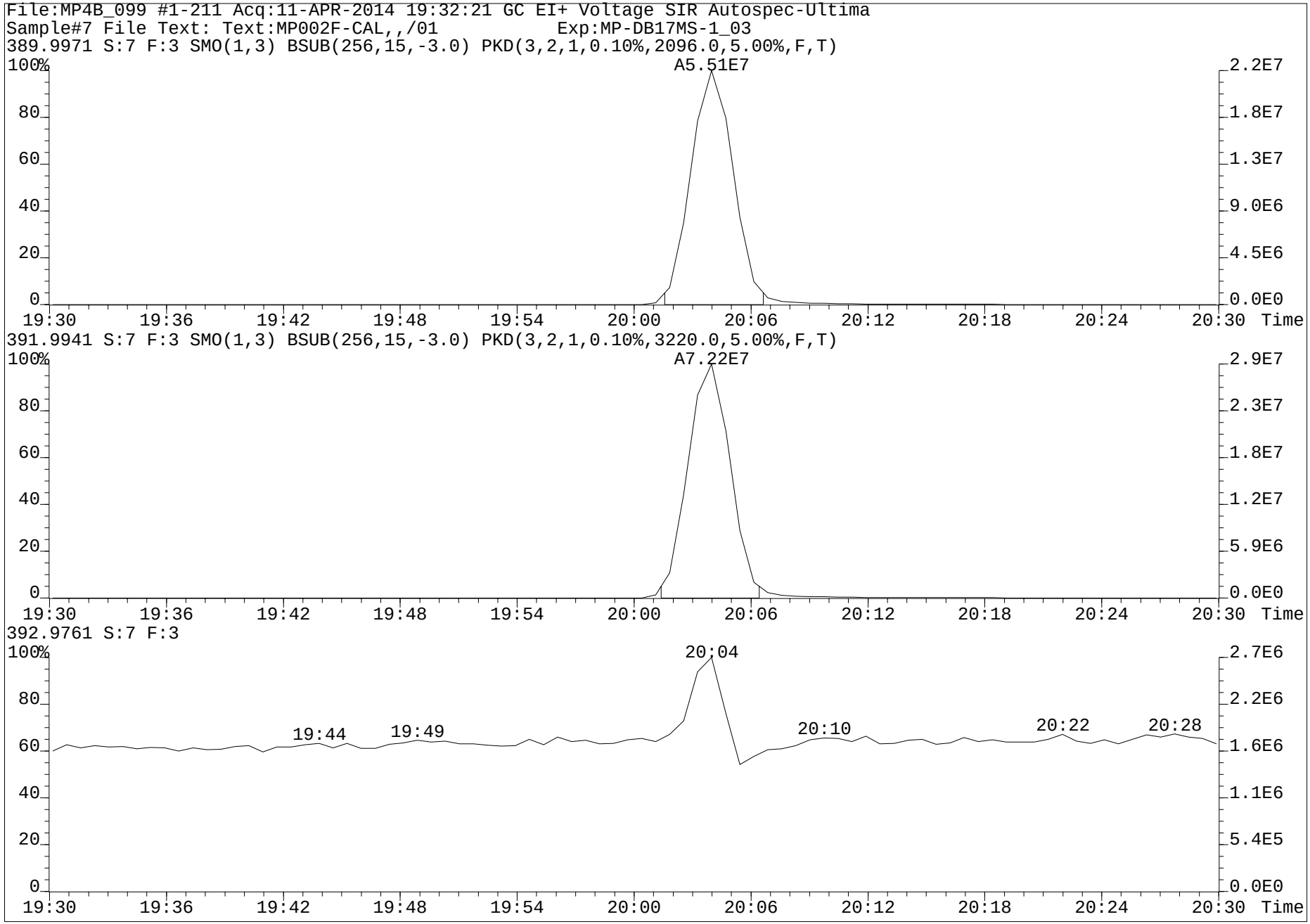
File:MP4B_099 #1-211 Acq:11-APR-2014 19:32:21 GC EI+ Voltage SIR Autospec-Ultima
Sample#7 File Text: Text:MP002F-CAL,,/01 Exp:MP-DB17MS-1_03
389.9971 S:7 F:3 SMO(1,3) BSUB(256,15,-3.0) PKD(3,2,1,0.10%,2096.0,5.00%,F,T)
A5.51E7
391.9941 S:7 F:3 SMO(1,3) BSUB(256,15,-3.0) PKD(3,2,1,0.10%,3220.0,5.00%,F,T)
A7.22E7
392.9761 S:7 F:3
20:04
19:44
19:49
20:10
20:22
20:28
Time

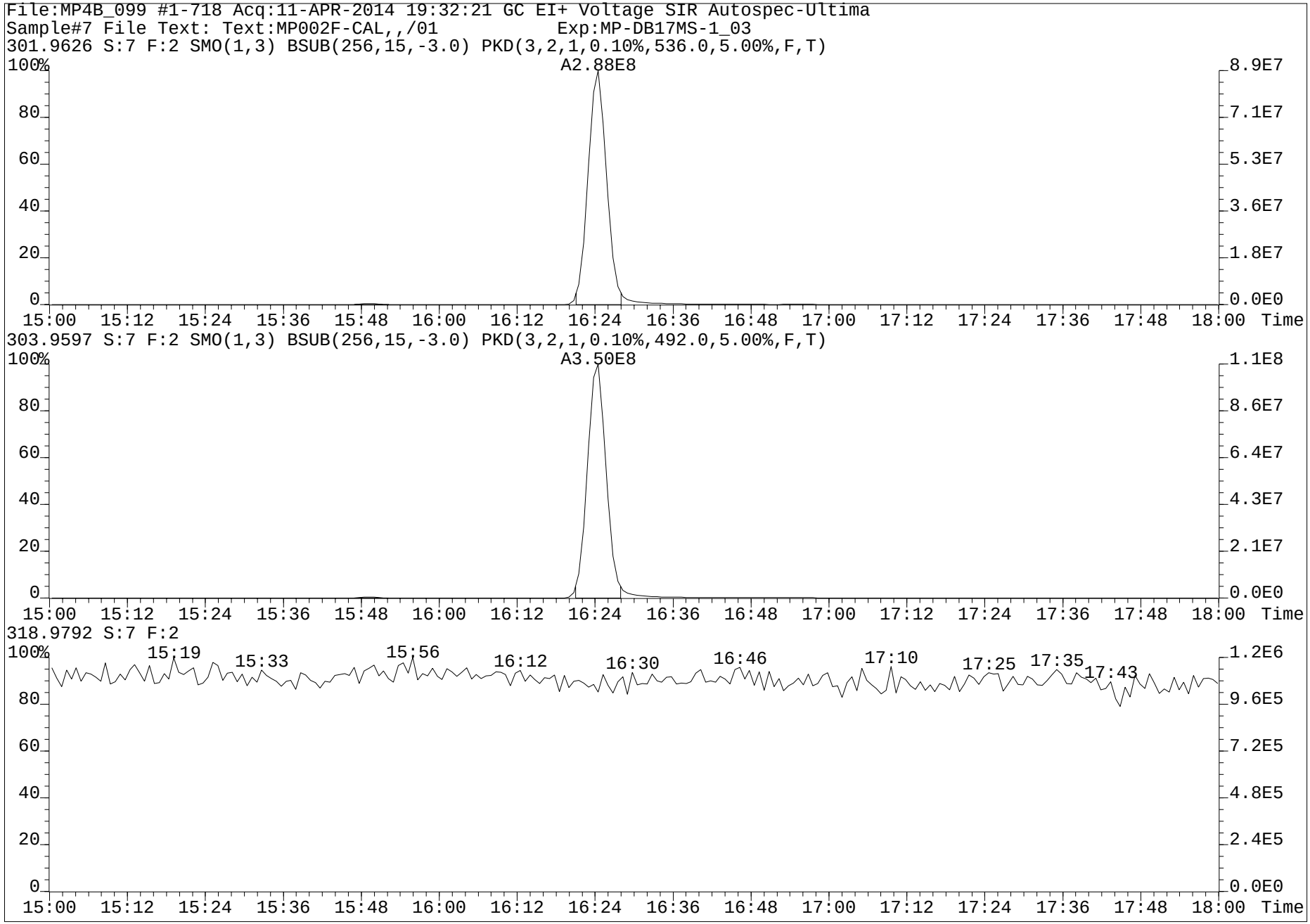
File:MP4B_099 #1-718 Acq:11-APR-2014 19:32:21 GC EI+ Voltage SIR Autospec-Ultima
Sample#7 File Text: Text:MP002F-CAL,,/01 Exp:MP-DB17MS-1_03
301.9626 S:7 F:2 SMO(1,3) BSUB(256,15,-3.0) PKD(3,2,1,0.10%,536.0,5.00%,F,T)
A2.88E8
303.9597 S:7 F:2 SMO(1,3) BSUB(256,15,-3.0) PKD(3,2,1,0.10%,492.0,5.00%,F,T)
A3.50E8
318.9792 S:7 F:2
15:19
15:33
15:56
16:12
16:30
16:46
17:10
17:25
17:35
17:43
Time

www.axysanalytical.com

Run #7 Filename MP4B_099 S: 6 I: 1 Acquired: 11-APR-14 18:58:45 Processed: 14-APR-14 10:45:53
Run: mp4b_099-7a Analyte: MP-DB17-C03 Cal: mp4b_099-7a Results: Version: V3.6 6-JAN-2000 17:51:42
Sample text: MP002G-CAL,,/01 Comments: 1,,2.0uL CS-7 F1: 100.00 F2: 1.00

	Typ	Name	Amount	Resp	RA	RT	RF	RRF		Modified?
1	Unk	1-OH-Naphthalene	505.00	1.07e+09	0.77 n	8:06	-	1.2110	y	n
2	Unk	1-OH-Pyrene	505.00	1.74e+09	3.11 n	20:45	-	1.1026	y	n
3	Unk	3-OH-Chrysene	503.00	1.05e+09	1.99 n	23:03	-	1.1201	y	n
4	Unk	3-OH-Benz[a]anthracene	502.00	9.27e+08	2.06 n	23:13	-	0.5946	y	n
5	Unk	7,8-OH-Benzo[a]pyrene-C	501.00	4.25e+08	12.14 n	24:53	-	2.0093	y	y
6	Unk	7,8-OH-Benzo[a]pyrene-T	496.00	4.43e+08	17.92 n	25:11	-	2.1174	y	y
7	Unk	7,8-OH-Benzo[a]pyrene-3	997.00	3.35e+07	4.82 n	26:14	-	0.0796	y	y
8	Unk	9-OH-Benzo[a]pyrene	508.80	3.34e+08	6.40 n	26:32	-	0.3510	y	n
9	Unk	3-OH-Benzo[a]pyrene	502.90	3.45e+08	4.98 n	26:47	-	1.6249	y	n
10	Unk	7,8-OH-Benzo[a]pyrene-4	997.00	2.71e+07	4.24 n	27:05	-	0.0645	y	y
11	IS	13C6-1-OH-Naphthalene	250.00	4.39e+08	0.76 n	8:06	-	0.7933	y	n
12	IS	13C6-1-OH-Pyrene	250.00	7.82e+08	3.11 n	20:45	-	1.4151	y	n
13	IS	13C6-1-OH-BAA	260.00	8.08e+08	2.31 n	22:29	-	1.4043	y	n
14	IS	13C6-3-OH-Chrysene	253.00	4.72e+08	1.94 n	23:03	-	0.8444	y	n
15	IS	D11-3-OH-Benzo[a]pyrene	256.00	1.08e+08	5.14 n	26:42	-	0.1908	y	n
16	IS	13C-CL4-OH-PCB-79	250.00	1.08e+08	0.77 y	20:03	-	0.1954	y	n
17	IS	13C-CL4-PCB-79	0.00	*	* n	NotF»	-	Div0	n	n
18	RS	13C-CL4-PCB-81	250.00	5.53e+08	0.83 y	16:24	2.21e+06	-	n	n
19	Tot	Fn1 Lock	0.00	-		-	-	-	n	n
20	Tot	Fn2 Lock	0.00	-		-	-	-	n	n
21	Tot	Fn3 Lock	0.00	-		-	-	-	n	n
22	Tot	Fn4 Lock	0.00	-		-	-	-	n	n
23	Tot	Fn5 Lock	0.00	-		-	-	-	n	n
24	Tot	Fn6 Lock	0.00	-		-	-	-	n	n

pvd by R 17APR2014
SV by MW 24-APR-14

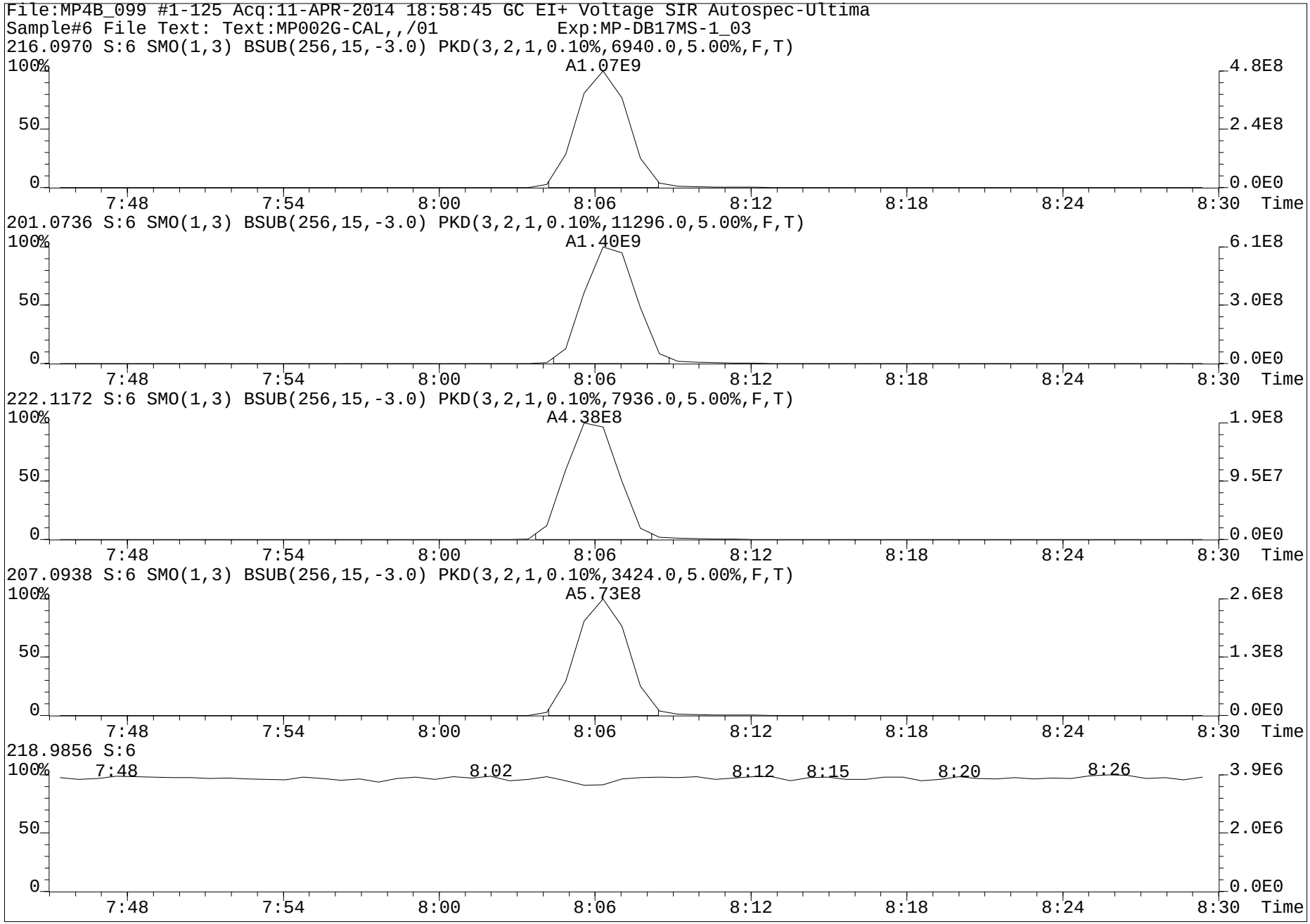
File:MP4B_099 #1-125 Acq:11-APR-2014 18:58:45 GC EI+ Voltage SIR Autospec-Ultima
Sample#6 File Text: Text:MP002G-CAL,,/01 Exp:MP-DB17MS-1_03
216.0970 S:6 SMO(1,3) BSUB(256,15,-3.0) PKD(3,2,1,0.10%,6940.0,5.00%,F,T)
A1.07E9
201.0736 S:6 SMO(1,3) BSUB(256,15,-3.0) PKD(3,2,1,0.10%,11296.0,5.00%,F,T)
A1.40E9
222.1172 S:6 SMO(1,3) BSUB(256,15,-3.0) PKD(3,2,1,0.10%,7936.0,5.00%,F,T)
A4.38E8
207.0938 S:6 SMO(1,3) BSUB(256,15,-3.0) PKD(3,2,1,0.10%,3424.0,5.00%,F,T)
A5.73E8
218.9856 S:6
7:48
8:02
8:12
8:15
8:20
8:26
Time

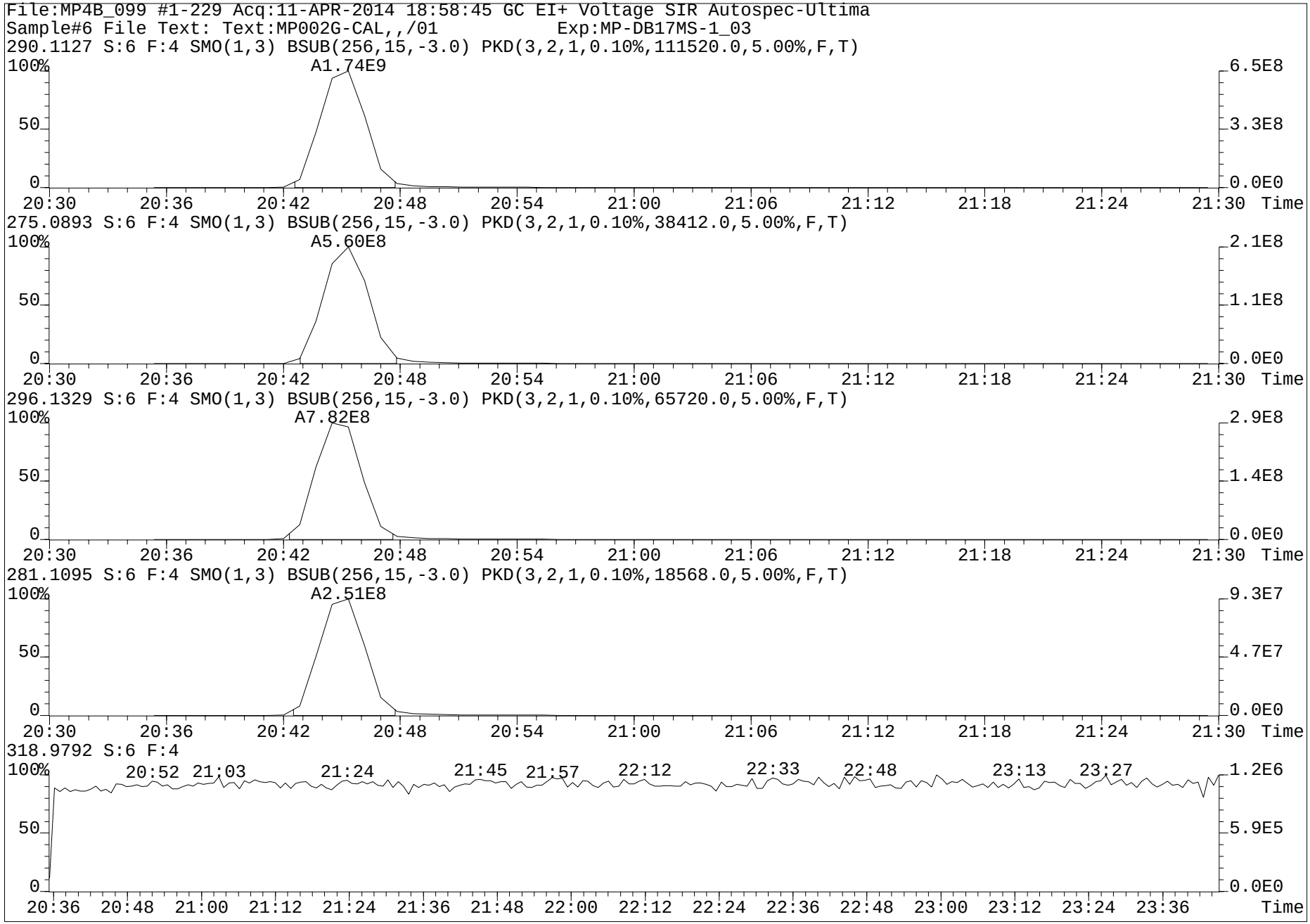
File:MP4B_099 #1-229 Acq:11-APR-2014 18:58:45 GC EI+ Voltage SIR Autospec-Ultima
Sample#6 File Text: Text:MP002G-CAL,,/01 Exp:MP-DB17MS-1_03
290.1127 S:6 F:4 SMO(1,3) BSUB(256,15,-3.0) PKD(3,2,1,0.10%,111520.0,5.00%,F,T)
A1.74E9
275.0893 S:6 F:4 SMO(1,3) BSUB(256,15,-3.0) PKD(3,2,1,0.10%,38412.0,5.00%,F,T)
A5.60E8
296.1329 S:6 F:4 SMO(1,3) BSUB(256,15,-3.0) PKD(3,2,1,0.10%,65720.0,5.00%,F,T)
A7.82E8
281.1095 S:6 F:4 SMO(1,3) BSUB(256,15,-3.0) PKD(3,2,1,0.10%,18568.0,5.00%,F,T)
A2.51E8
318.9792 S:6 F:4
20:52 21:03 21:24 21:45 21:57 22:12 22:33 22:48 23:13 23:27
100%
50
0
6.5E8
3.3E8
0.0E0
2.1E8
1.1E8
2.9E8
1.4E8
9.3E7
4.7E7
1.2E6
5.9E5
20:30 20:36 20:42 20:48 20:54 21:00 21:06 21:12 21:18 21:24 21:30 Time
20:36 20:48 21:00 21:12 21:24 21:36 21:48 22:00 22:12 22:24 22:36 22:48 23:00 23:12 23:24 23:36 Time

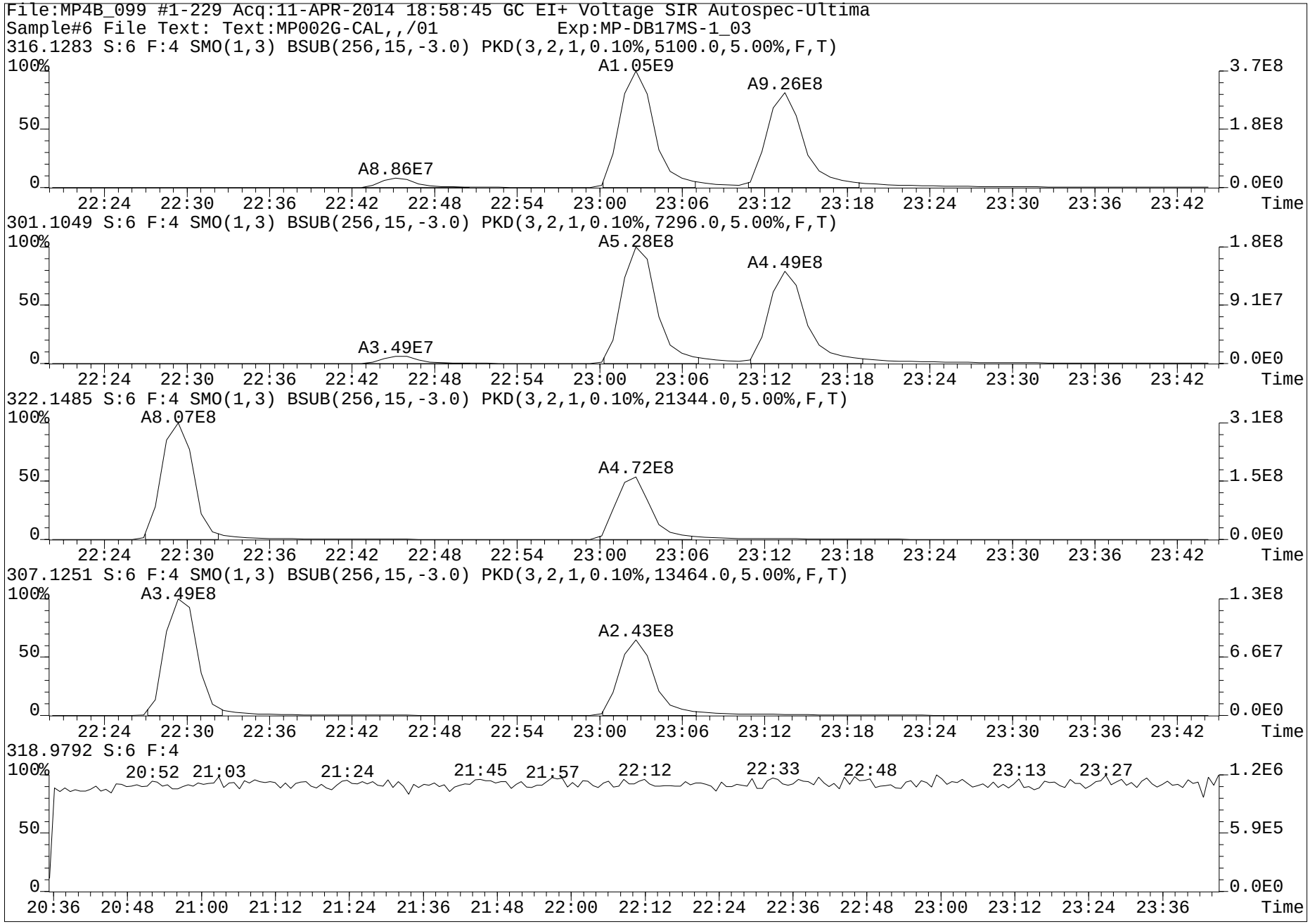
File:MP4B_099 #1-229 Acq:11-APR-2014 18:58:45 GC EI+ Voltage SIR Autospec-Ultima
Sample#6 File Text: Text:MP002G-CAL,,/01 Exp:MP-DB17MS-1_03
316.1283 S:6 F:4 SMO(1,3) BSUB(256,15,-3.0) PKD(3,2,1,0.10%,5100.0,5.00%,F,T)
A1.05E9
A9.26E8
A8.86E7
301.1049 S:6 F:4 SMO(1,3) BSUB(256,15,-3.0) PKD(3,2,1,0.10%,7296.0,5.00%,F,T)
A5.28E8
A4.49E8
A3.49E7
322.1485 S:6 F:4 SMO(1,3) BSUB(256,15,-3.0) PKD(3,2,1,0.10%,21344.0,5.00%,F,T)
A8.07E8
A4.72E8
307.1251 S:6 F:4 SMO(1,3) BSUB(256,15,-3.0) PKD(3,2,1,0.10%,13464.0,5.00%,F,T)
A3.49E8
A2.43E8
318.9792 S:6 F:4
20:52 21:03 21:24 21:45 21:57 22:12 22:33 22:48 23:13 23:27
Time

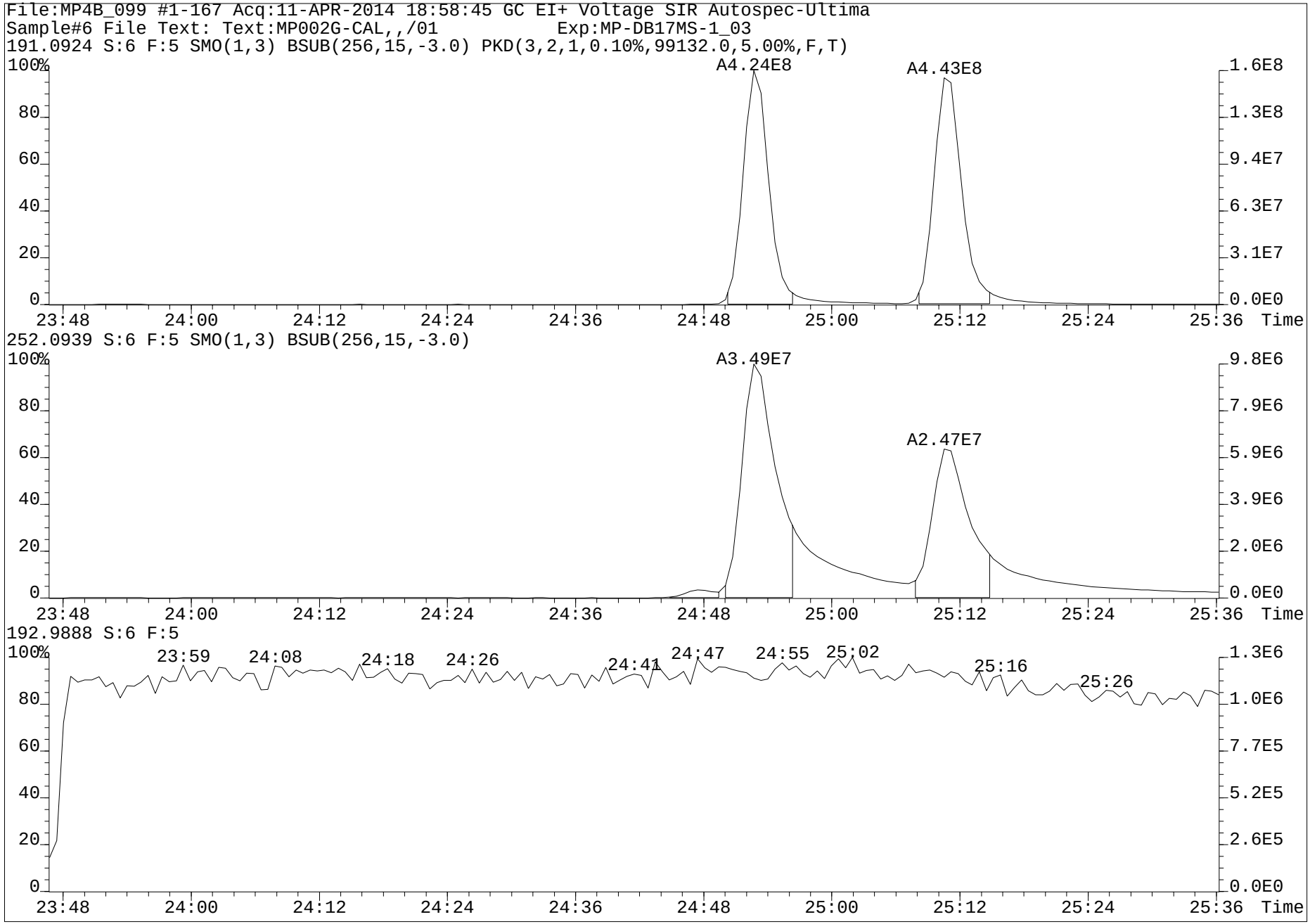
File:MP4B_099 #1-167 Acq:11-APR-2014 18:58:45 GC EI+ Voltage SIR Autospec-Ultima
Sample#6 File Text: Text:MP002G-CAL,,/01 Exp:MP-DB17MS-1_03
191.0924 S:6 F:5 SMO(1,3) BSUB(256,15,-3.0) PKD(3,2,1,0.10%,99132.0,5.00%,F,T)
A4.24E8
A4.43E8
252.0939 S:6 F:5 SMO(1,3) BSUB(256,15,-3.0)
A3.49E7
A2.47E7
192.9888 S:6 F:5
23:59
24:08
24:18
24:26
24:41
24:47
24:55
25:02
25:16
25:26
Time

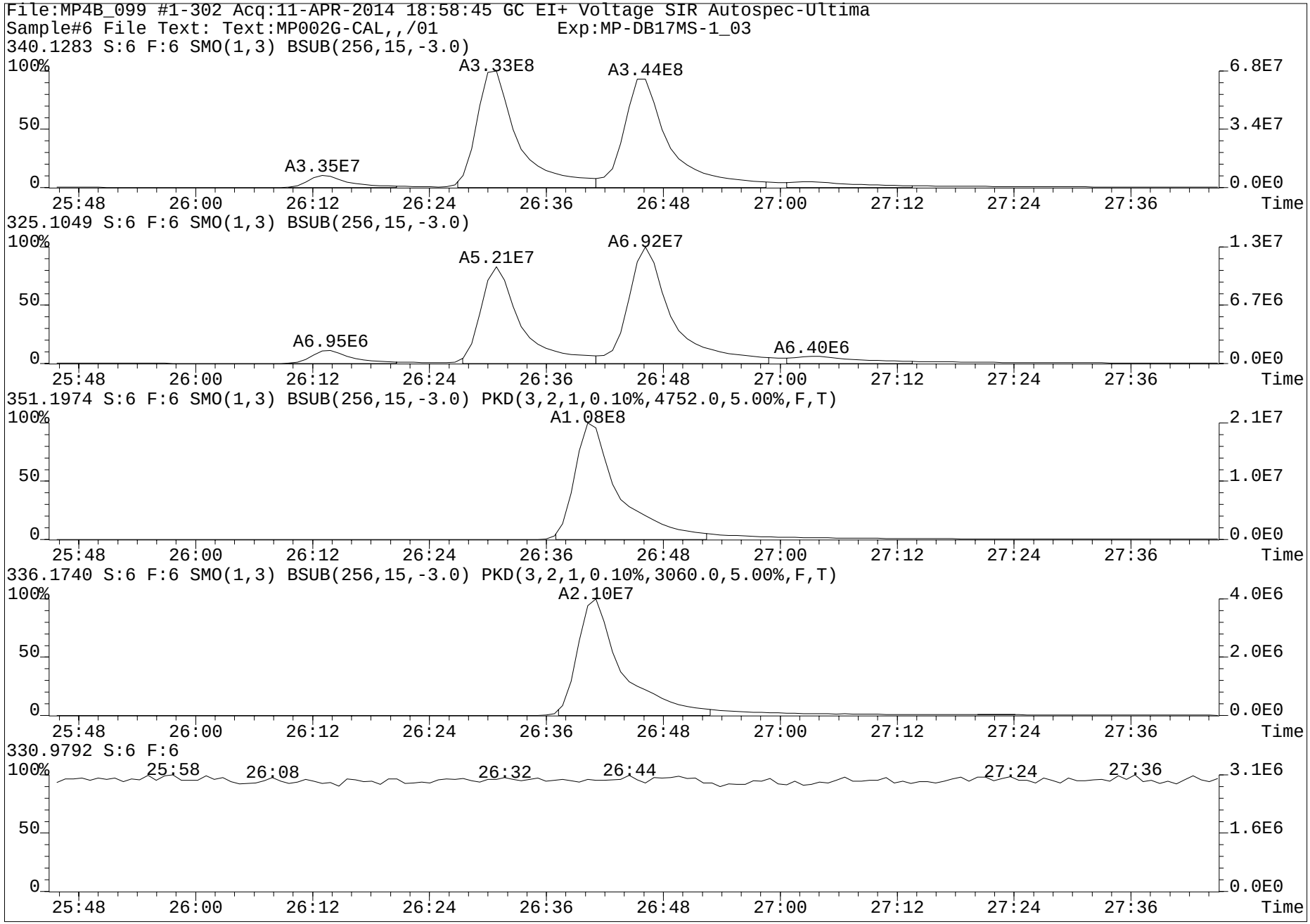
File:MP4B_099 #1-302 Acq:11-APR-2014 18:58:45 GC EI+ Voltage SIR Autospec-Ultima
Sample#6 File Text: Text:MP002G-CAL,,/01 Exp:MP-DB17MS-1_03
340.1283 S:6 F:6 SMO(1,3) BSUB(256,15,-3.0)
A3.33E8
A3.44E8
A3.35E7
6.8E7
3.4E7
0.0E0
325.1049 S:6 F:6 SMO(1,3) BSUB(256,15,-3.0)
A6.92E7
A5.21E7
A6.95E6
A6.40E6
1.3E7
6.7E6
0.0E0
351.1974 S:6 F:6 SMO(1,3) BSUB(256,15,-3.0) PKD(3,2,1,0.10%,4752.0,5.00%,F,T)
A1.08E8
2.1E7
1.0E7
0.0E0
336.1740 S:6 F:6 SMO(1,3) BSUB(256,15,-3.0) PKD(3,2,1,0.10%,3060.0,5.00%,F,T)
A2.10E7
4.0E6
2.0E6
0.0E0
330.9792 S:6 F:6
25:58
26:08
26:32
26:44
27:24
27:36
3.1E6
1.6E6
0.0E0
100%
50
0
25:48
26:00
26:12
26:24
26:36
26:48
27:00
27:12
27:24
27:36
Time

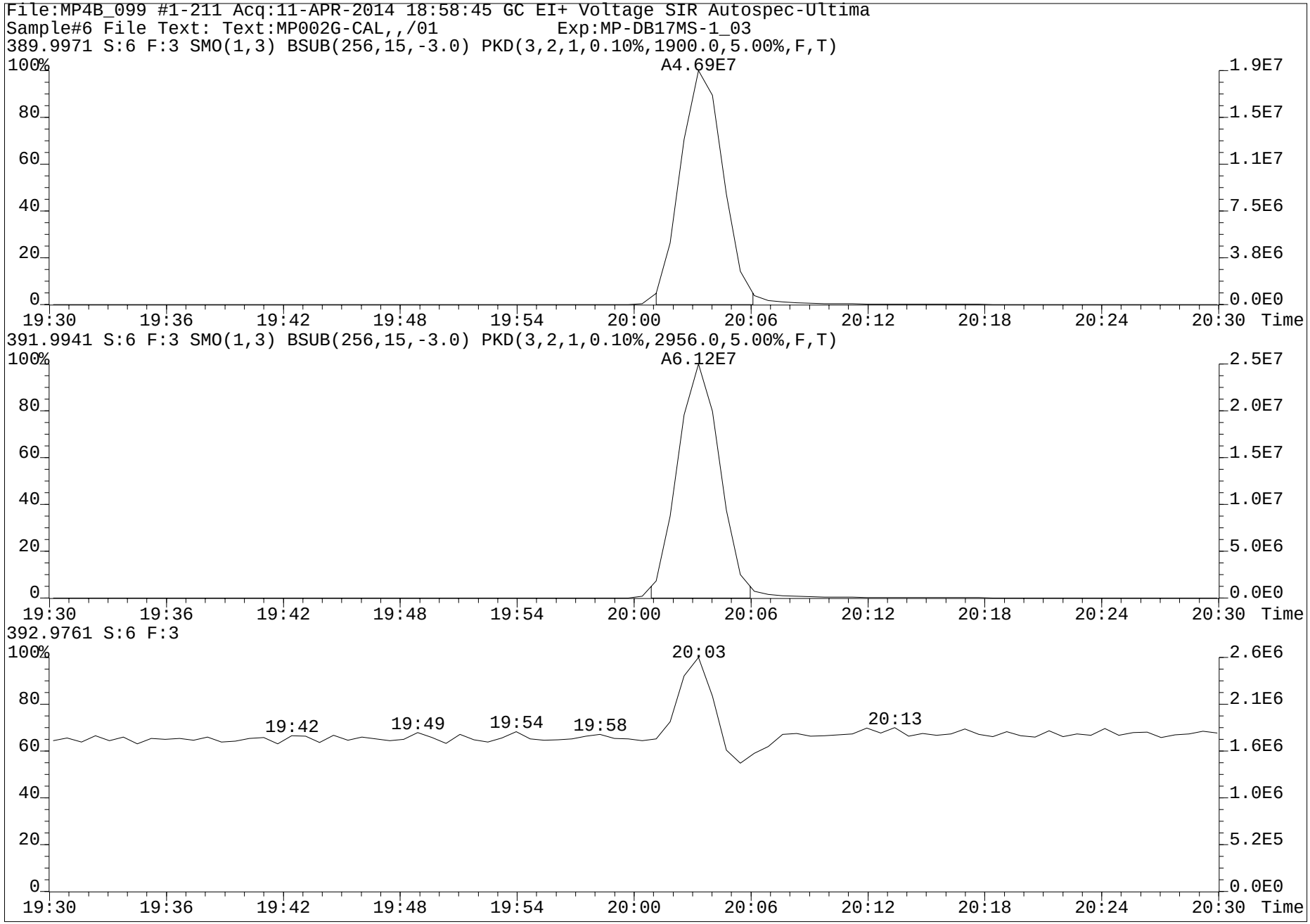
File:MP4B_099 #1-211 Acq:11-APR-2014 18:58:45 GC EI+ Voltage SIR Autospec-Ultima
Sample#6 File Text: Text:MP002G-CAL,,/01 Exp:MP-DB17MS-1_03
389.9971 S:6 F:3 SMO(1,3) BSUB(256,15,-3.0) PKD(3,2,1,0.10%,1900.0,5.00%,F,T)
A4.69E7
391.9941 S:6 F:3 SMO(1,3) BSUB(256,15,-3.0) PKD(3,2,1,0.10%,2956.0,5.00%,F,T)
A6.12E7
392.9761 S:6 F:3
20:03
19:42
19:49
19:54
19:58
20:13
Time

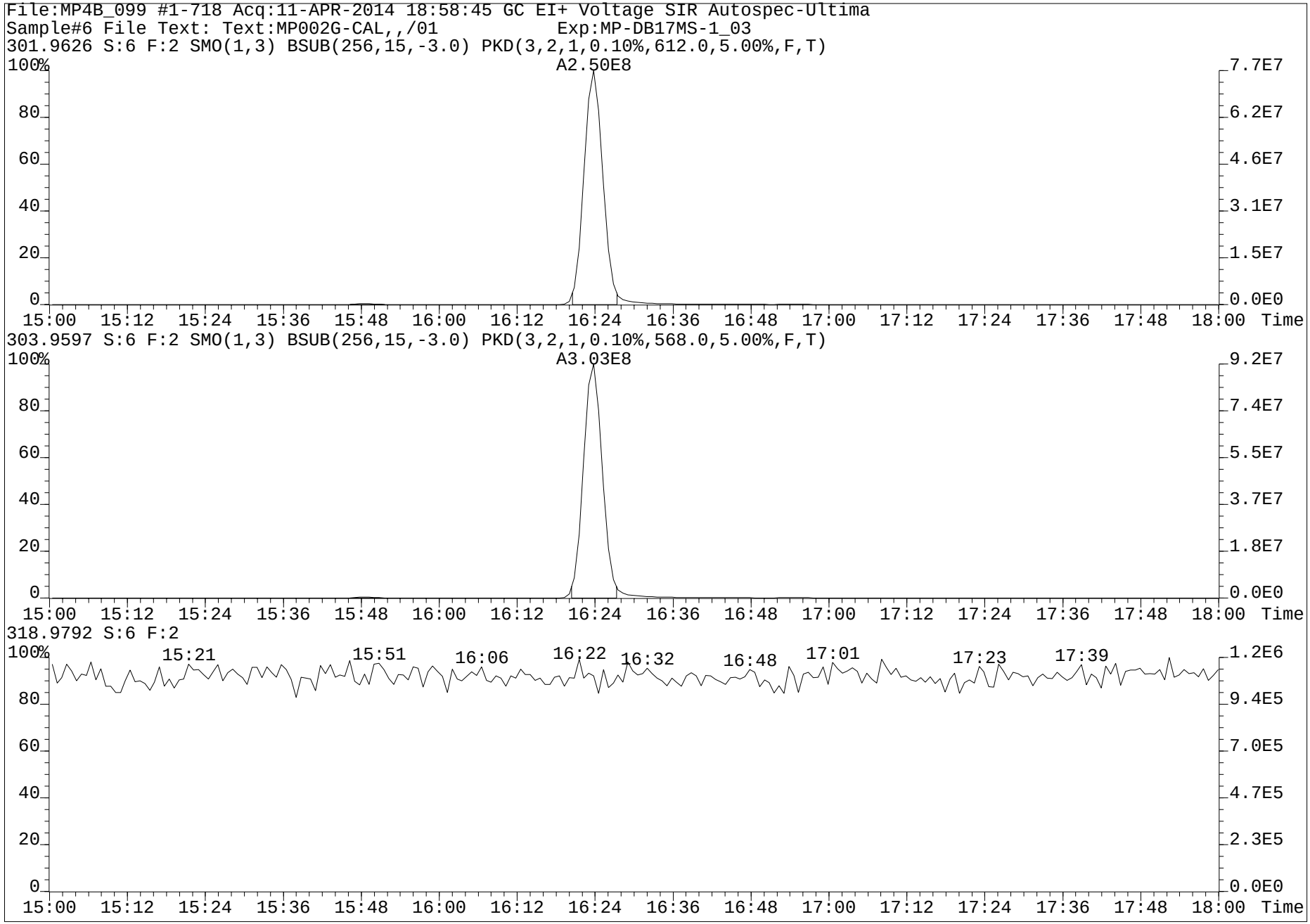
File:MP4B_099 #1-718 Acq:11-APR-2014 18:58:45 GC EI+ Voltage SIR Autospec-Ultima
Sample#6 File Text: Text:MP002G-CAL,,/01 Exp:MP-DB17MS-1_03
301.9626 S:6 F:2 SMO(1,3) BSUB(256,15,-3.0) PKD(3,2,1,0.10%,612.0,5.00%,F,T)
A2.50E8
303.9597 S:6 F:2 SMO(1,3) BSUB(256,15,-3.0) PKD(3,2,1,0.10%,568.0,5.00%,F,T)
A3.03E8
318.9792 S:6 F:2
15:21
15:51
16:06
16:22
16:32
16:48
17:01
17:23
17:39
Time

Run #5 Filename MP4B_099 S: 8 I: 1 Acquired: 11-APR-14 20:06:01 Processed: 14-APR-14 10:45:53
Run: mp4b_099-7a Analyte: MP-DB17-C03 Cal: mp4b_099-7a Results: Version: V3.6 6-JAN-2000 17:51:42
Sample text: MP002E-CAL,,/01 Comments: 1,,2.0uL CS-5 F1: 10.00 F2: 1.00

	Typ	Name	Amount	Resp	RA	RT	RF	RRF		Modified?
1	Unk	1-OH-Naphthalene	505.00	1.07e+09	0.77 n	8:07	-	1.2071	y	n
2	Unk	1-OH-Pyrene	505.00	1.71e+09	3.05 n	20:45	-	1.0799	y	n
3	Unk	3-OH-Chrysene	50.30	9.88e+07	1.98 n	23:03	-	1.1581	y	n
4	Unk	3-OH-Benz[a]anthracene	50.20	7.89e+07	2.00 n	23:14	-	0.5161	y	n
5	Unk	7,8-OH-Benzo[a]pyrene-C	50.10	3.67e+07	9.03 n	24:53	-	1.9232	y	y
6	Unk	7,8-OH-Benzo[a]pyrene-T	49.60	3.38e+07	11.83 n	25:10	-	1.7862	y	y
7	Unk	7,8-OH-Benzo[a]pyrene-3	99.70	2.19e+06	4.96 n	26:14	-	0.0577	y	n
8	Unk	9-OH-Benzo[a]pyrene	50.88	2.61e+07	6.10 n	26:31	-	0.3025	y	n
9	Unk	3-OH-Benzo[a]pyrene	50.29	3.03e+07	4.78 n	26:47	-	1.5808	y	y
10	Unk	7,8-OH-Benzo[a]pyrene-4	99.70	2.47e+06	4.49 n	27:05	-	0.0650	y	y
11	IS	13C6-1-OH-Naphthalene	250.00	4.39e+08	0.76 n	8:06	-	0.7470	y	n
12	IS	13C6-1-OH-Pyrene	250.00	7.84e+08	3.11 n	20:45	-	1.3339	y	n
13	IS	13C6-1-OH-BAA	260.00	7.92e+08	2.17 n	22:30	-	1.2966	y	n
14	IS	13C6-3-OH-Chrysene	253.00	4.29e+08	1.95 n	23:03	-	0.7216	y	n
15	IS	D11-3-OH-Benzo[a]pyrene	256.00	9.76e+07	5.02 n	26:42	-	0.1623	y	n
16	IS	13C-CL4-OH-PCB-79	250.00	1.15e+08	0.78 y	20:04	-	0.1952	y	n
17	IS	13C-CL4-PCB-79	0.00	*	* n	NotF»	-	Div0	n	n
18	RS	13C-CL4-PCB-81	250.00	5.87e+08	0.81 y	16:24	2.35e+06	-	n	n
19	Tot	Fn1 Lock	0.00	-		-	-	-	n	n
20	Tot	Fn2 Lock	0.00	-		-	-	-	n	n
21	Tot	Fn3 Lock	0.00	-		-	-	-	n	n
22	Tot	Fn4 Lock	0.00	-		-	-	-	n	n
23	Tot	Fn5 Lock	0.00	-		-	-	-	n	n
24	Tot	Fn6 Lock	0.00	-		-	-	-	n	n

pv'd by RT 17APR2014
sv by MW 24Apr14

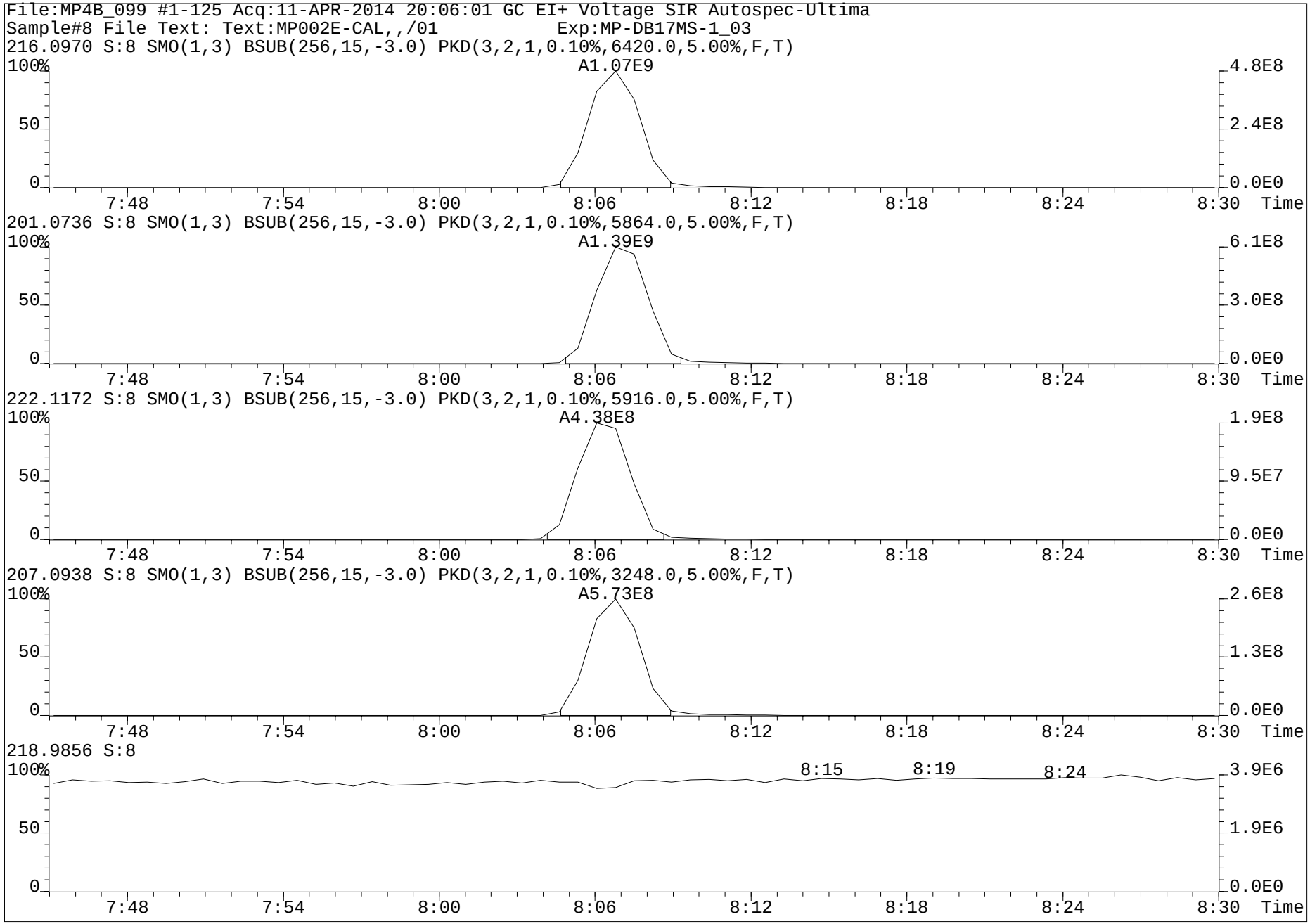
File:MP4B_099 #1-125 Acq:11-APR-2014 20:06:01 GC EI+ Voltage SIR Autospec-Ultima
Sample#8 File Text: Text:MP002E-CAL,,/01 Exp:MP-DB17MS-1_03
216.0970 S:8 SMO(1,3) BSUB(256,15,-3.0) PKD(3,2,1,0.10%,6420.0,5.00%,F,T)
A1.07E9
4.8E8
2.4E8
0.0E0
201.0736 S:8 SMO(1,3) BSUB(256,15,-3.0) PKD(3,2,1,0.10%,5864.0,5.00%,F,T)
A1.39E9
6.1E8
3.0E8
0.0E0
222.1172 S:8 SMO(1,3) BSUB(256,15,-3.0) PKD(3,2,1,0.10%,5916.0,5.00%,F,T)
A4.38E8
1.9E8
9.5E7
0.0E0
207.0938 S:8 SMO(1,3) BSUB(256,15,-3.0) PKD(3,2,1,0.10%,3248.0,5.00%,F,T)
A5.73E8
2.6E8
1.3E8
0.0E0
218.9856 S:8
8:15
8:19
8:24
3.9E6
1.9E6
0.0E0
100%
50
0
7:48
7:54
8:00
8:06
8:12
8:18
8:24
8:30
Time

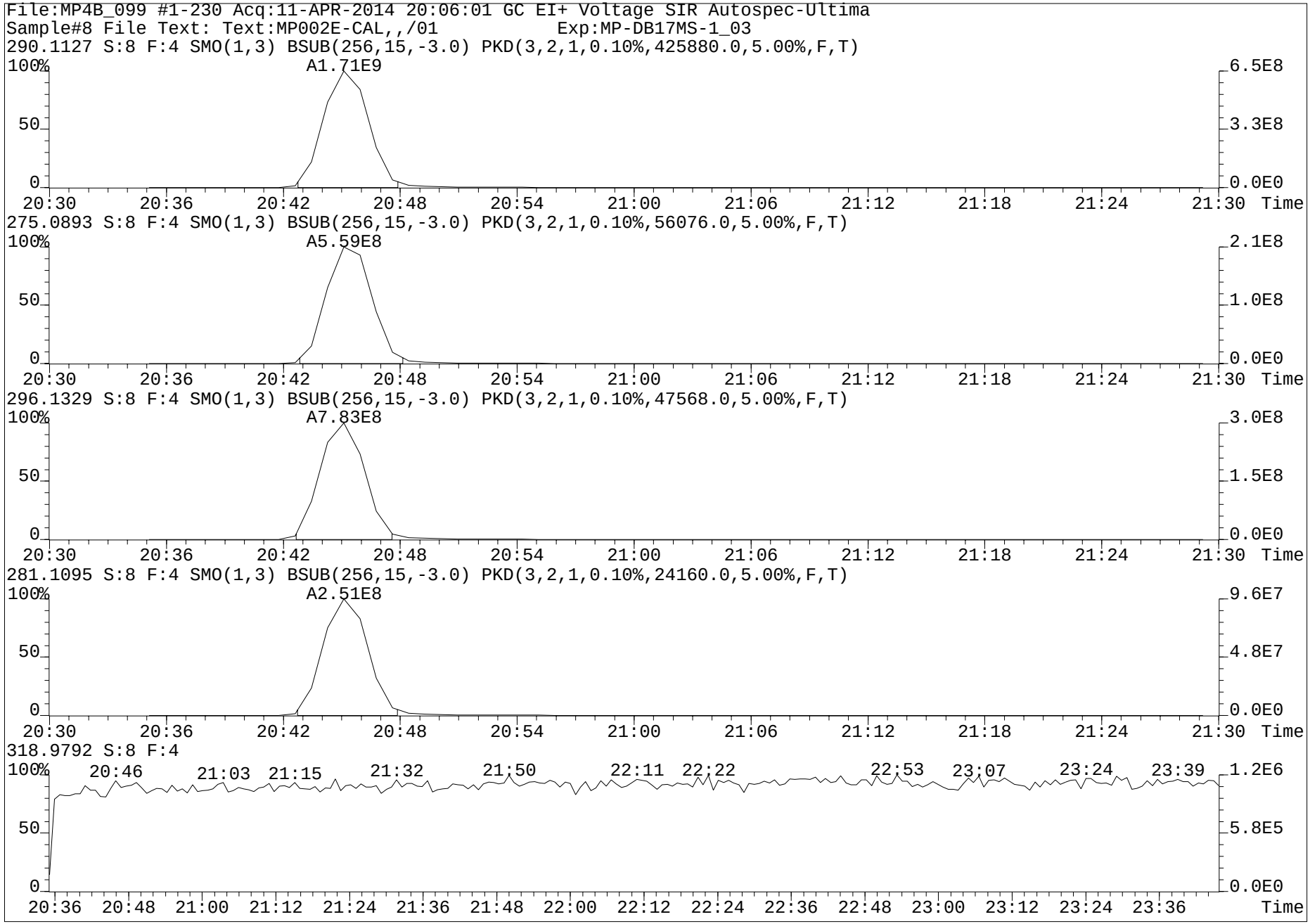
File:MP4B_099 #1-230 Acq:11-APR-2014 20:06:01 GC EI+ Voltage SIR Autospec-Ultima
Sample#8 File Text: Text:MP002E-CAL,,/01 Exp:MP-DB17MS-1_03
290.1127 S:8 F:4 SMO(1,3) BSUB(256,15,-3.0) PKD(3,2,1,0.10%,425880.0,5.00%,F,T)
A1.71E9
275.0893 S:8 F:4 SMO(1,3) BSUB(256,15,-3.0) PKD(3,2,1,0.10%,56076.0,5.00%,F,T)
A5.59E8
296.1329 S:8 F:4 SMO(1,3) BSUB(256,15,-3.0) PKD(3,2,1,0.10%,47568.0,5.00%,F,T)
A7.83E8
281.1095 S:8 F:4 SMO(1,3) BSUB(256,15,-3.0) PKD(3,2,1,0.10%,24160.0,5.00%,F,T)
A2.51E8
318.9792 S:8 F:4
100%
50
0
6.5E8
3.3E8
0.0E0
2.1E8
1.0E8
3.0E8
1.5E8
9.6E7
4.8E7
1.2E6
5.8E5
20:30 20:36 20:42 20:48 20:54 21:00 21:06 21:12 21:18 21:24 21:30 Time
20:46 21:03 21:15 21:32 21:50 22:11 22:22 22:53 23:07 23:24 23:39
20:36 20:48 21:00 21:12 21:24 21:36 21:48 22:00 22:12 22:24 22:36 22:48 23:00 23:12 23:24 23:36 Time

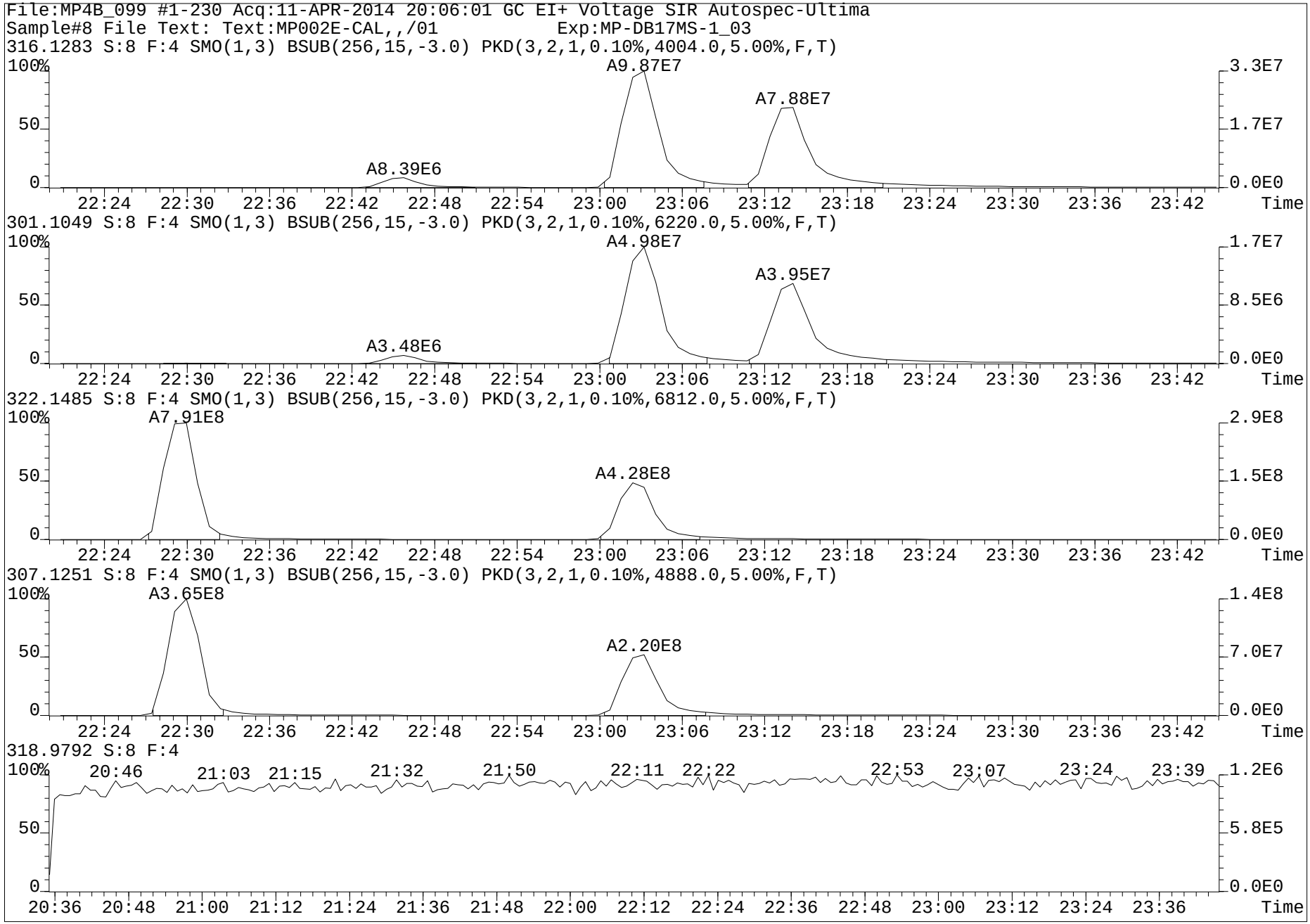
File:MP4B_099 #1-230 Acq:11-APR-2014 20:06:01 GC EI+ Voltage SIR Autospec-Ultima
Sample#8 File Text: Text:MP002E-CAL,,/01 Exp:MP-DB17MS-1_03
316.1283 S:8 F:4 SMO(1,3) BSUB(256,15,-3.0) PKD(3,2,1,0.10%,4004.0,5.00%,F,T)
A9.87E7
A7.88E7
A8.39E6
3.3E7
1.7E7
0.0E0
301.1049 S:8 F:4 SMO(1,3) BSUB(256,15,-3.0) PKD(3,2,1,0.10%,6220.0,5.00%,F,T)
A4.98E7
A3.95E7
A3.48E6
1.7E7
8.5E6
0.0E0
322.1485 S:8 F:4 SMO(1,3) BSUB(256,15,-3.0) PKD(3,2,1,0.10%,6812.0,5.00%,F,T)
A7.91E8
A4.28E8
2.9E8
1.5E8
0.0E0
307.1251 S:8 F:4 SMO(1,3) BSUB(256,15,-3.0) PKD(3,2,1,0.10%,4888.0,5.00%,F,T)
A3.65E8
A2.20E8
1.4E8
7.0E7
0.0E0
318.9792 S:8 F:4
1.2E6
5.8E5
0.0E0
Time

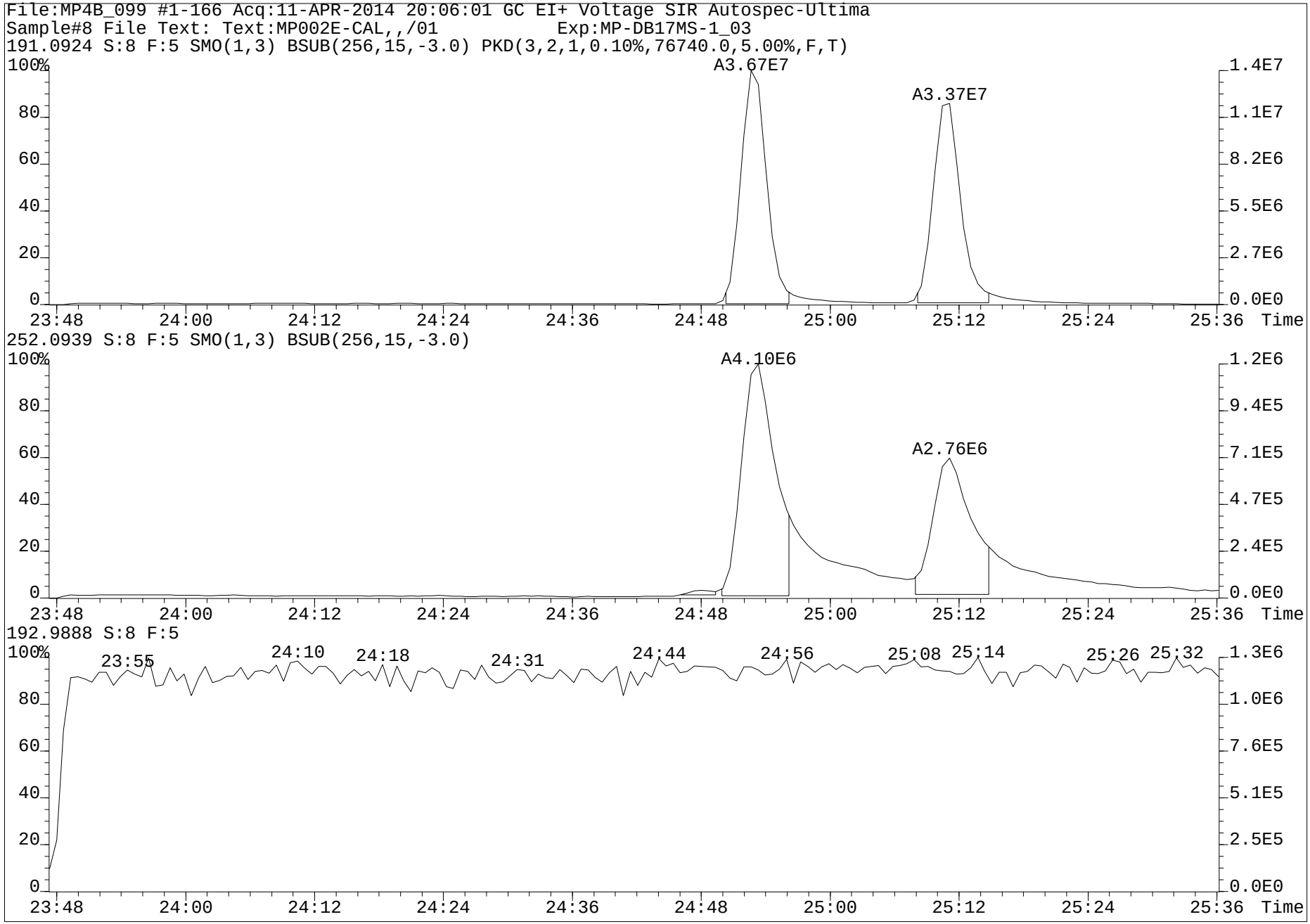
File:MP4B_099 #1-166 Acq:11-APR-2014 20:06:01 GC EI+ Voltage SIR Autospec-Ultima
Sample#8 File Text: Text:MP002E-CAL,,/01 Exp:MP-DB17MS-1_03
191.0924 S:8 F:5 SMO(1,3) BSUB(256,15,-3.0) PKD(3,2,1,0.10%,76740.0,5.00%,F,T)
A3.67E7
A3.37E7
252.0939 S:8 F:5 SMO(1,3) BSUB(256,15,-3.0)
A4.10E6
A2.76E6
192.9888 S:8 F:5
23:55
24:10
24:18
24:31
24:44
24:56
25:08
25:14
25:26
25:32
Time

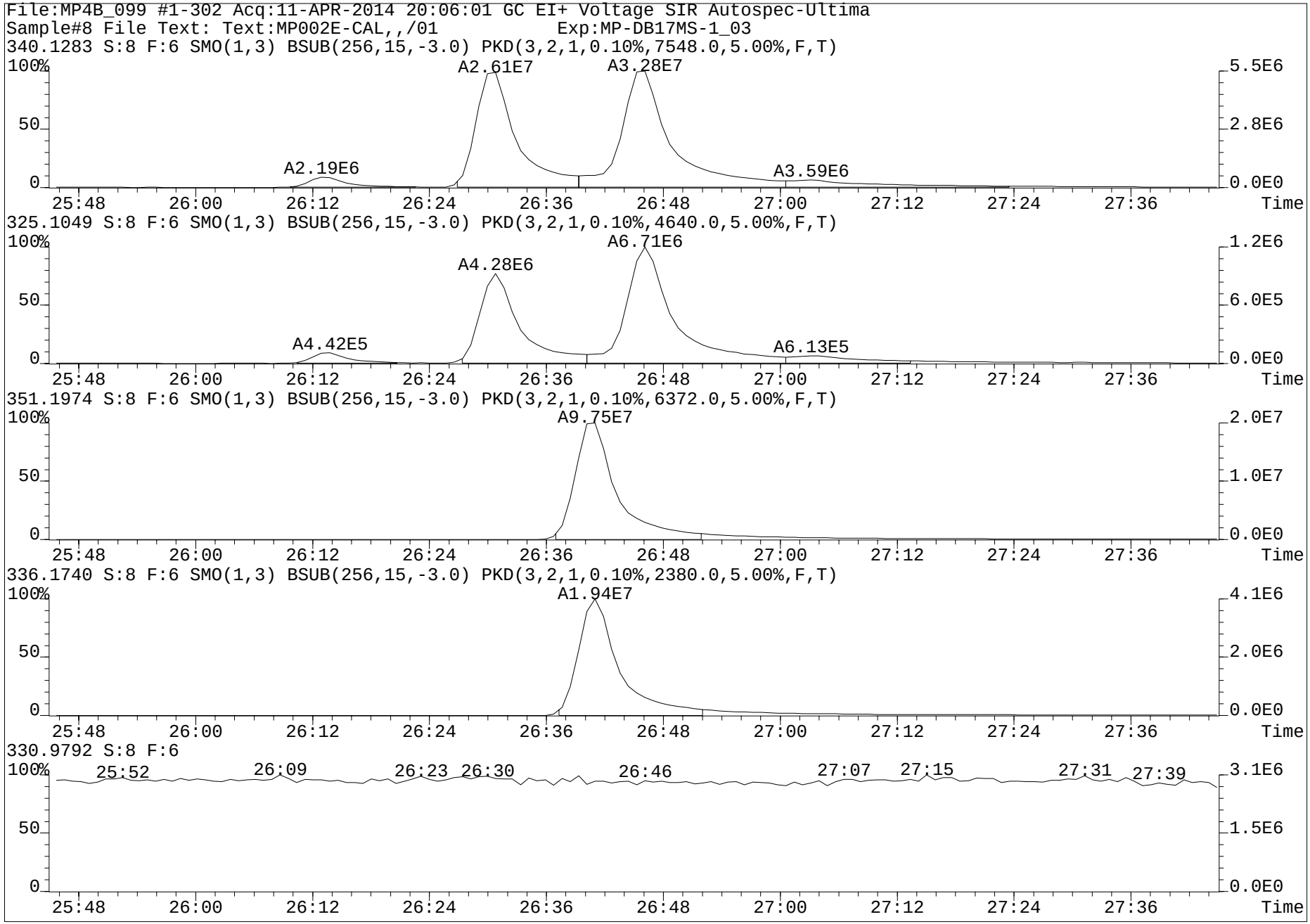
File:MP4B_099 #1-302 Acq:11-APR-2014 20:06:01 GC EI+ Voltage SIR Autospec-Ultima
Sample#8 File Text: Text:MP002E-CAL,,/01 Exp:MP-DB17MS-1_03
340.1283 S:8 F:6 SMO(1,3) BSUB(256,15,-3.0) PKD(3,2,1,0.10%,7548.0,5.00%,F,T)
A2.61E7
A3.28E7
A2.19E6
A3.59E6
325.1049 S:8 F:6 SMO(1,3) BSUB(256,15,-3.0) PKD(3,2,1,0.10%,4640.0,5.00%,F,T)
A6.71E6
A4.28E6
A4.42E5
A6.13E5
351.1974 S:8 F:6 SMO(1,3) BSUB(256,15,-3.0) PKD(3,2,1,0.10%,6372.0,5.00%,F,T)
A9.75E7
336.1740 S:8 F:6 SMO(1,3) BSUB(256,15,-3.0) PKD(3,2,1,0.10%,2380.0,5.00%,F,T)
A1.94E7
330.9792 S:8 F:6
25:52
26:09
26:23
26:30
26:46
27:07
27:15
27:31
27:39
100%
50
0
25:48
26:00
26:12
26:24
26:36
26:48
27:00
27:12
27:24
27:36
Time
5.5E6
2.8E6
0.0E0
1.2E6
6.0E5
2.0E7
1.0E7
4.1E6
2.0E6
3.1E6
1.5E6

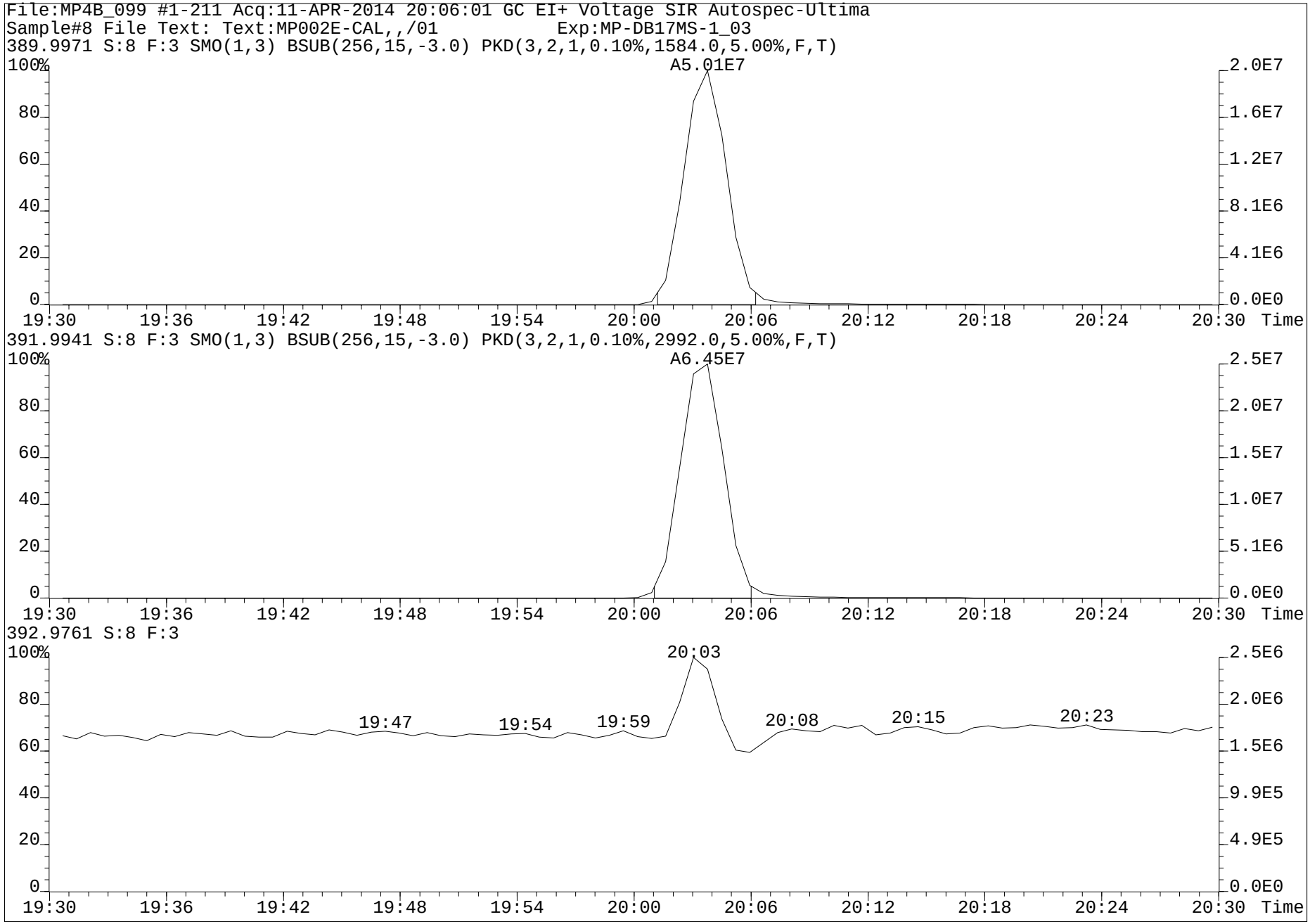
File:MP4B_099 #1-211 Acq:11-APR-2014 20:06:01 GC EI+ Voltage SIR Autospec-Ultima
Sample#8 File Text: Text:MP002E-CAL,,/01 Exp:MP-DB17MS-1_03
389.9971 S:8 F:3 SMO(1,3) BSUB(256,15,-3.0) PKD(3,2,1,0.10%,1584.0,5.00%,F,T)
A5.01E7
391.9941 S:8 F:3 SMO(1,3) BSUB(256,15,-3.0) PKD(3,2,1,0.10%,2992.0,5.00%,F,T)
A6.45E7
392.9761 S:8 F:3
20:03
19:47
19:54
19:59
20:08
20:15
20:23
Time

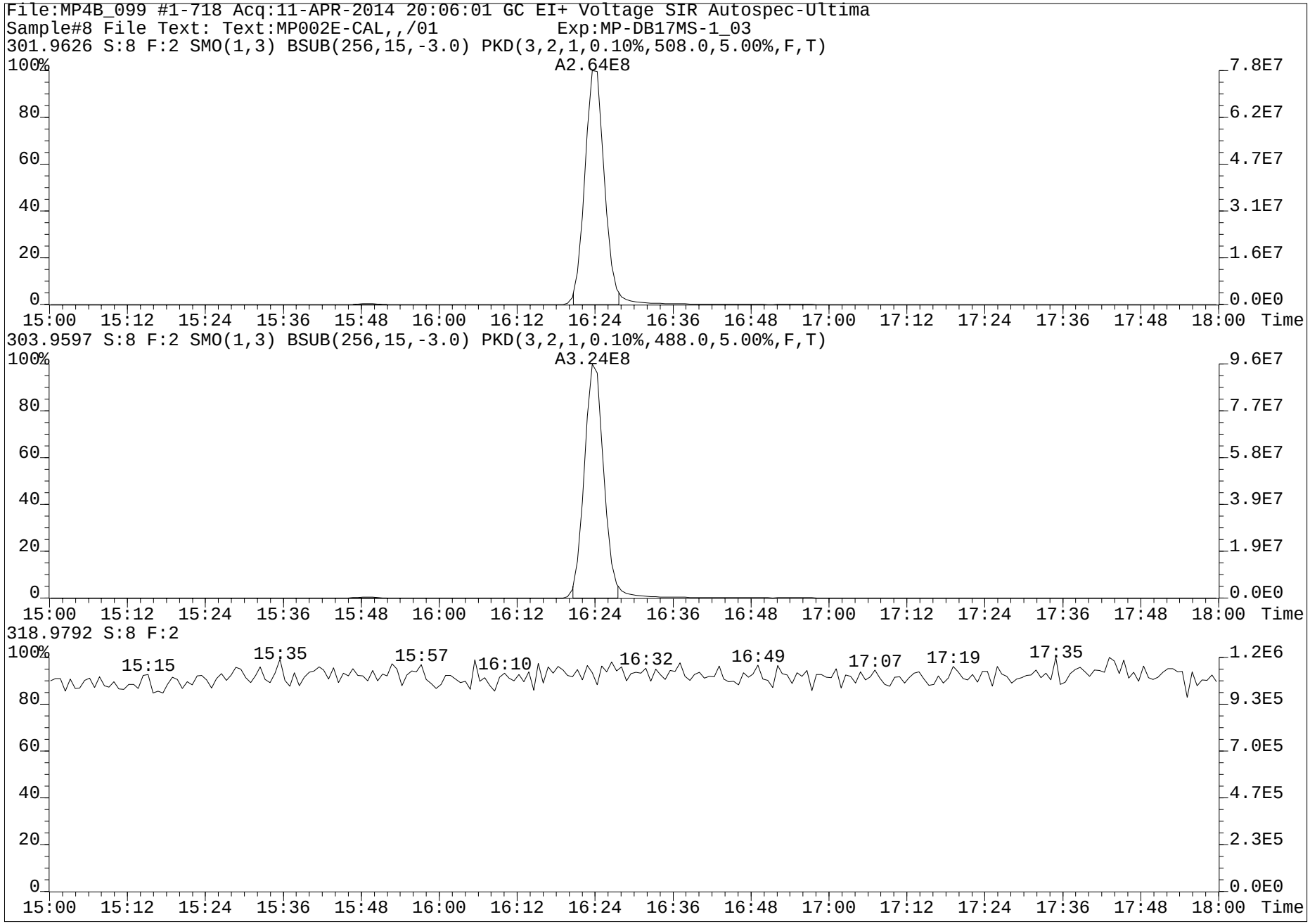
File:MP4B_099 #1-718 Acq:11-APR-2014 20:06:01 GC EI+ Voltage SIR Autospec-Ultima
Sample#8 File Text: Text:MP002E-CAL,,/01 Exp:MP-DB17MS-1_03
301.9626 S:8 F:2 SMO(1,3) BSUB(256,15,-3.0) PKD(3,2,1,0.10%,508.0,5.00%,F,T)
A2.64E8
303.9597 S:8 F:2 SMO(1,3) BSUB(256,15,-3.0) PKD(3,2,1,0.10%,488.0,5.00%,F,T)
A3.24E8
318.9792 S:8 F:2
15:15
15:35
15:57
16:10
16:32
16:49
17:07
17:19
17:35
Time

www.axysanalytical.com

Experiment : MP-DB17MS-1_03
GC Program : MP-DB17MS-1_01
Column type : DB17-MS
Serial # : US9271737H
kPa : 208
Vol injected: 2.0uL
PMT Voltage : 399

Temps -source: 250
-s resv: 160
-re_ent: 270
-cap_1 : 270
-cap_2 : 270

Tune : RT
List : RT
Check :
LIMS :
Logfile:

Date -list : 15-APR-2014
-liner : 14-Apr-2014
-septum: 14-Apr-2014
-guard : 30cm 14-Apr-14
-column: 20cm 23-Sep-10
-t line: 30cm 23-Sep-10

#	Data file	S	V	Sample Text	Comments	Acquisition Date/Time
1	MP4B_101	1	1	MP002E-CAL,,/01	1,,2.0uL Cal	15-APR-14 08:35:04
2	MP4B_101	2	2	MPWG47118-107-CAL,,SAR	1,WG47118,2.0/200uL	15-APR-14 09:08:40
3	MP4B_101	3	3	Toluene,,	1,,2.0uL	15-APR-14 09:42:22
4	MP4B_101	4	4	Toluene,,	1,,2.0uL	15-APR-14 10:16:01
5	MP4B_101	5	5	L21241-1,I2,	1,WG47118,2.0/200uL	15-APR-14 10:49:43
6	MP4B_101	6	6	L21241-2,WI,	4,WG47118,2.0/800uL	15-APR-14 11:23:20
7	MP4B_101	7	7	L21234-2,WI,	4,WG47118,2.0/800uL	15-APR-14 11:57:01
8	MP4B_101	8	8	L21241-4,WI,	4,WG47118,2.0/800uL	15-APR-14 12:30:38
9	MP4B_101	9	9	L21234-4,WI,	4,WG47118,2.0/800uL	15-APR-14 13:04:15
10	MP4B_101	10	10	Toluene,,	1,,2.0uL	15-APR-14 13:37:55
11	MP4B_101	11	11	L21234-3,W,	4,WG47118,2.0/800uL	15-APR-14 14:11:32
12	MP4B_101	12	12	L21241-3,W,	4,WG47118,2.0/800uL	15-APR-14 14:45:08
13	MP4B_101	13	13	MP002E-CAL,,/01	1,,2.0uL Cal	15-APR-14 15:18:48
14	MP4B_101	14	14	MPWG47118-107-CAL,,SAR	1,WG47118,2.0/200uL	15-APR-14 15:52:24
15	MP4B_101	15	15	Toluene,,	1,,2.0uL	15-APR-14 16:26:00
16	MP4B_101	16	16	L21236-7,W,	4,WG47118,2.0/800uL	15-APR-14 16:59:38
17	MP4B_101	17	17	L21234-6,W,	4,WG47118,2.0/800uL	15-APR-14 17:33:13
18	MP4B_101	18	18	L21234-7,W,	4,WG47118,2.0/800uL	15-APR-14 18:06:54
19	MP4B_101	19	19	L21234-5,WI,	4,WG47118,2.0/800uL	15-APR-14 18:40:30
20	MP4B_101	20	20	L21241-5,WI,	4,WG47118,2.0/800uL	15-APR-14 19:14:13
21	MP4B_101	21	21	L21241-6,N,	20,WG47118,2.0/100uL	15-APR-14 19:47:50
22	MP4B_101	22	22	L21234-8,N,	20,WG47118,2.0/100uL	15-APR-14 20:21:26
23	MP4B_101	23	23	L21236-8,N,	20,WG47118,2.0/100uL	15-APR-14 20:55:06
24	MP4B_101	24	24	Toluene,,	1,,2.0uL	15-APR-14 21:28:41
25	MP4B_101	25	13	MP002E-CAL,,/01	1,,2.0uL Cal	15-APR-14 22:02:22
26	MP4B_101	26	14	MPWG47118-107-CAL,,SAR	1,WG47118,2.0/200uL	15-APR-14 22:36:02

www.axysanalytical.com

Run #8 Filename MP4B_101 S: 1 I: 1 Acquired: 15-APR-14 08:35:04 Processed: 16-APR-14 08:57:42
Run: mp4b_101-a Analyte: MP-DB17-C03 Cal: mp4b_099-7a Results: mp4b_101-a Version: V3.6 6-JAN-2000 17:51:42
Sample text: MP002E-CAL,,/01 Comments: 1,,2.0uL Cal
sample size: 1.000000 conc units: ng/mL total toxicity: 154.06 F1: 10.0000 F2: 1.0000

	Typ	Name	#Hom	Resp	RA		RT	Conc	Tox	#1	DL	Rec	M?
1	Unk	1-OH-Naphthalene	1	1.41e+09	0.80	n	8:08	488.592		49	0.0908	-	n
2	Unk	1-OH-Pyrene	1	2.14e+09	2.83	n	20:46	458.005		46	0.1410	-	n
3	Unk	3-OH-Chrysene	1	1.43e+08	1.90	n	23:04	45.023		5	0.0805	-	n
4	Unk	3-OH-Benz[a]anthracene	1	1.12e+08	1.96	n	23:15	47.364		24	0.1035	-	n
5	Unk	7,8-OH-Benzo[a]pyrene-C	1	3.12e+07	3.61	n	24:54	20.655	✘	10	2.1789	-	n
6	Unk	7,8-OH-Benzo[a]pyrene-T	1	2.65e+07	5.76	n	25:12	17.132	✘	2	2.1276	-	n
7	Unk	7,8-OH-Benzo[a]pyrene-3	1	8.79e+06	4.95	n	26:14	84.214		8	1.0027	-	n
8	Unk	9-OH-Benzo[a]pyrene	1	5.69e+07	6.65	n	26:32	62.626		6	0.0825	-	n
9	Unk	3-OH-Benzo[a]pyrene	1	6.03e+07	5.32	n	26:47	44.920		4	0.0780	-	n
10	Unk	7,8-OH-Benzo[a]pyrene-4	0	*	*	n	NotFnd	*		*	1.4331	-	n
11	IS	13C6-1-OH-Naphthalene	1	5.99e+08	0.79	n	8:07	230.137		-	0.0447	92.1	n
12	IS	13C6-1-OH-Pyrene	1	1.09e+09	3.10	n	20:46	231.318		-	0.0988	92.5	n
13	IS	13C6-1-OH-BAA	1	1.24e+09	2.17	n	22:30	265.126		-	0.0312	102.0	n
14	IS	13C6-3-OH-Chrysene	1	7.15e+08	1.86	n	23:03	269.450		-	0.0548	106.5	n
15	IS	D11-3-OH-Benzo[a]pyrene	1	2.42e+08	5.39	n	26:42	334.732		-	0.1106	130.8 ✘	n
16	IS	13C-CL4-OH-PCB-79	1	1.24e+08	0.78	y	20:05	183.058		-	0.0448	73.2	n
17	IS	13C-CL4-PCB-79	0	*	*	n	NotFnd	*		-	*	Div0	n
18	RS	13C-CL4-PCB-81	1	8.44e+08	0.82	y	16:26	343.980		-	-	137.6	n
19	Tot	Fn1 Lock	-	-			-	-		-	-	-	n
20	Tot	Fn2 Lock	-	-			-	-		-	-	-	n
21	Tot	Fn3 Lock	-	-			-	-		-	-	-	n
22	Tot	Fn4 Lock	-	-			-	-		-	-	-	n
23	Tot	Fn5 Lock	-	-			-	-		-	-	-	n
24	Tot	Fn6 Lock	-	-			-	-		-	-	-	n

pv'd by RT 17APR2014

SV by MW
21-Apr-14

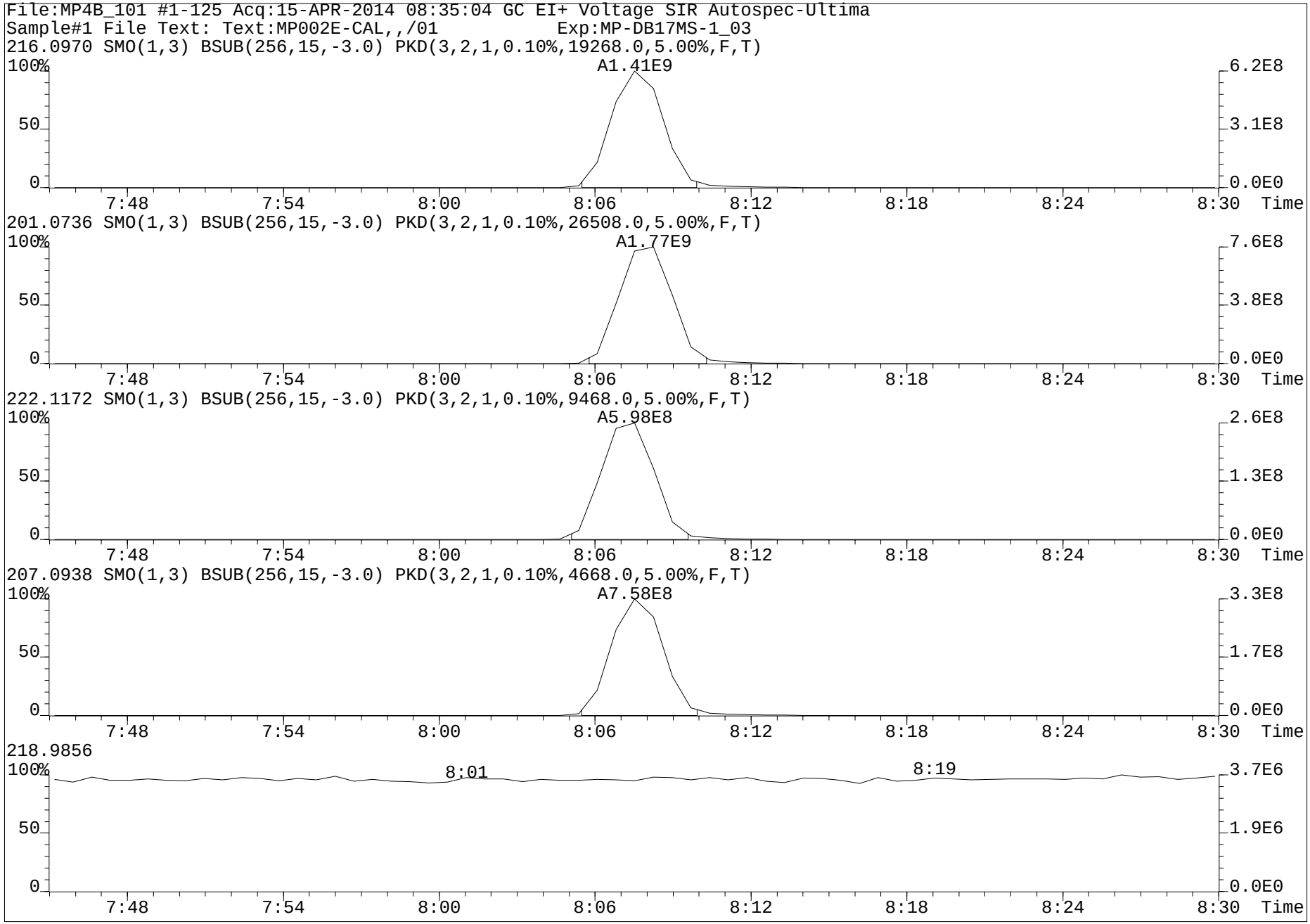
File:MP4B_101 #1-125 Acq:15-APR-2014 08:35:04 GC EI+ Voltage SIR Autospec-Ultima
Sample#1 File Text: Text:MP002E-CAL,,/01 Exp:MP-DB17MS-1_03
216.0970 SMO(1,3) BSUB(256,15,-3.0) PKD(3,2,1,0.10%,19268.0,5.00%,F,T)
A1.41E9
201.0736 SMO(1,3) BSUB(256,15,-3.0) PKD(3,2,1,0.10%,26508.0,5.00%,F,T)
A1.77E9
222.1172 SMO(1,3) BSUB(256,15,-3.0) PKD(3,2,1,0.10%,9468.0,5.00%,F,T)
A5.98E8
207.0938 SMO(1,3) BSUB(256,15,-3.0) PKD(3,2,1,0.10%,4668.0,5.00%,F,T)
A7.58E8
218.9856
8:01
8:19
100%
50
0
7:48
7:54
8:00
8:06
8:12
8:18
8:24
8:30
Time
6.2E8
3.1E8
0.0E0
7.6E8
3.8E8
2.6E8
1.3E8
3.3E8
1.7E8
3.7E6
1.9E6

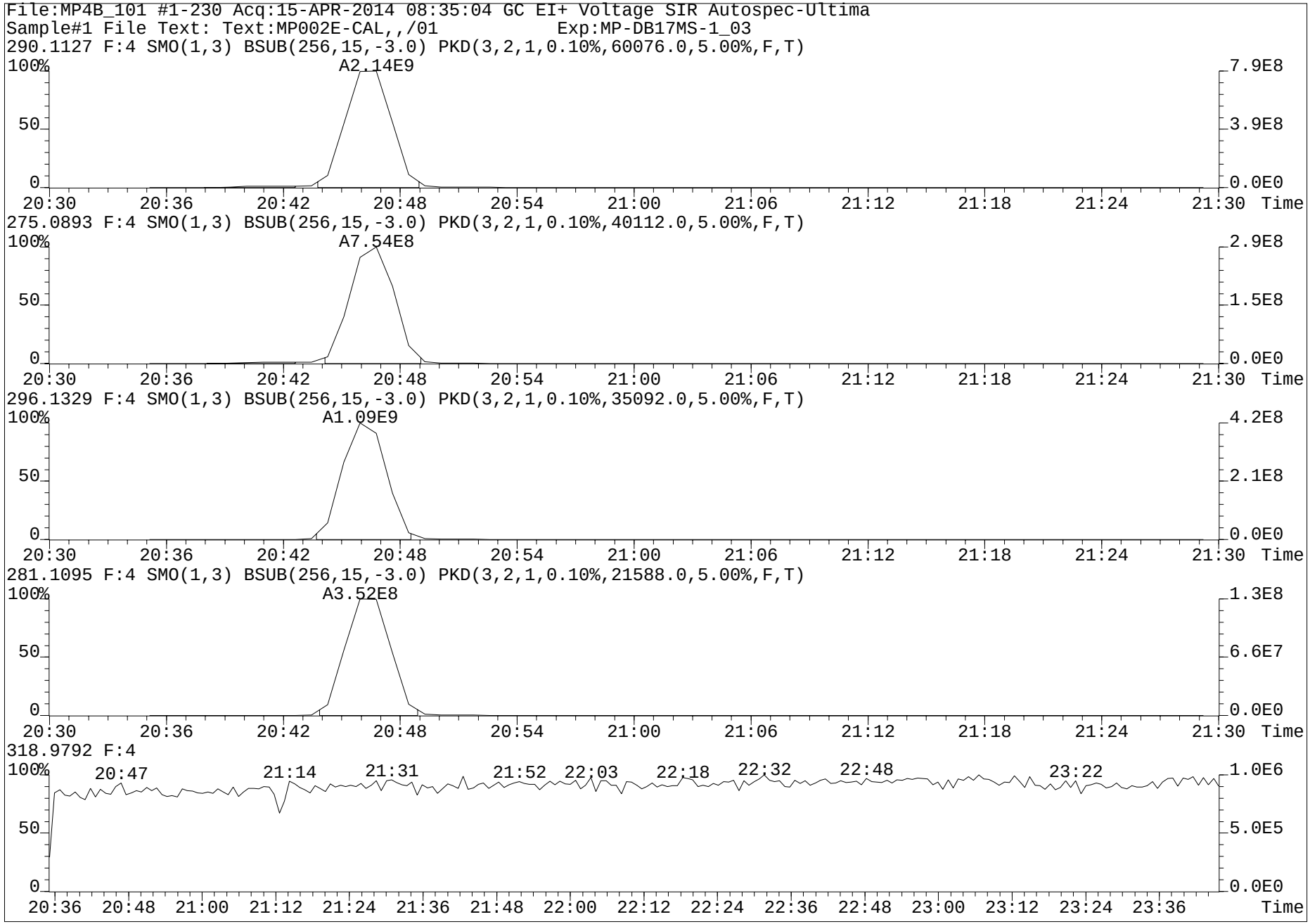
File:MP4B_101 #1-230 Acq:15-APR-2014 08:35:04 GC EI+ Voltage SIR Autospec-Ultima
Sample#1 File Text: Text:MP002E-CAL,,/01 Exp:MP-DB17MS-1_03
290.1127 F:4 SMO(1,3) BSUB(256,15,-3.0) PKD(3,2,1,0.10%,60076.0,5.00%,F,T)
A2.14E9
275.0893 F:4 SMO(1,3) BSUB(256,15,-3.0) PKD(3,2,1,0.10%,40112.0,5.00%,F,T)
A7.54E8
296.1329 F:4 SMO(1,3) BSUB(256,15,-3.0) PKD(3,2,1,0.10%,35092.0,5.00%,F,T)
A1.09E9
281.1095 F:4 SMO(1,3) BSUB(256,15,-3.0) PKD(3,2,1,0.10%,21588.0,5.00%,F,T)
A3.52E8
318.9792 F:4
20:47
21:14
21:31
21:52
22:03
22:18
22:32
22:48
23:22
Time

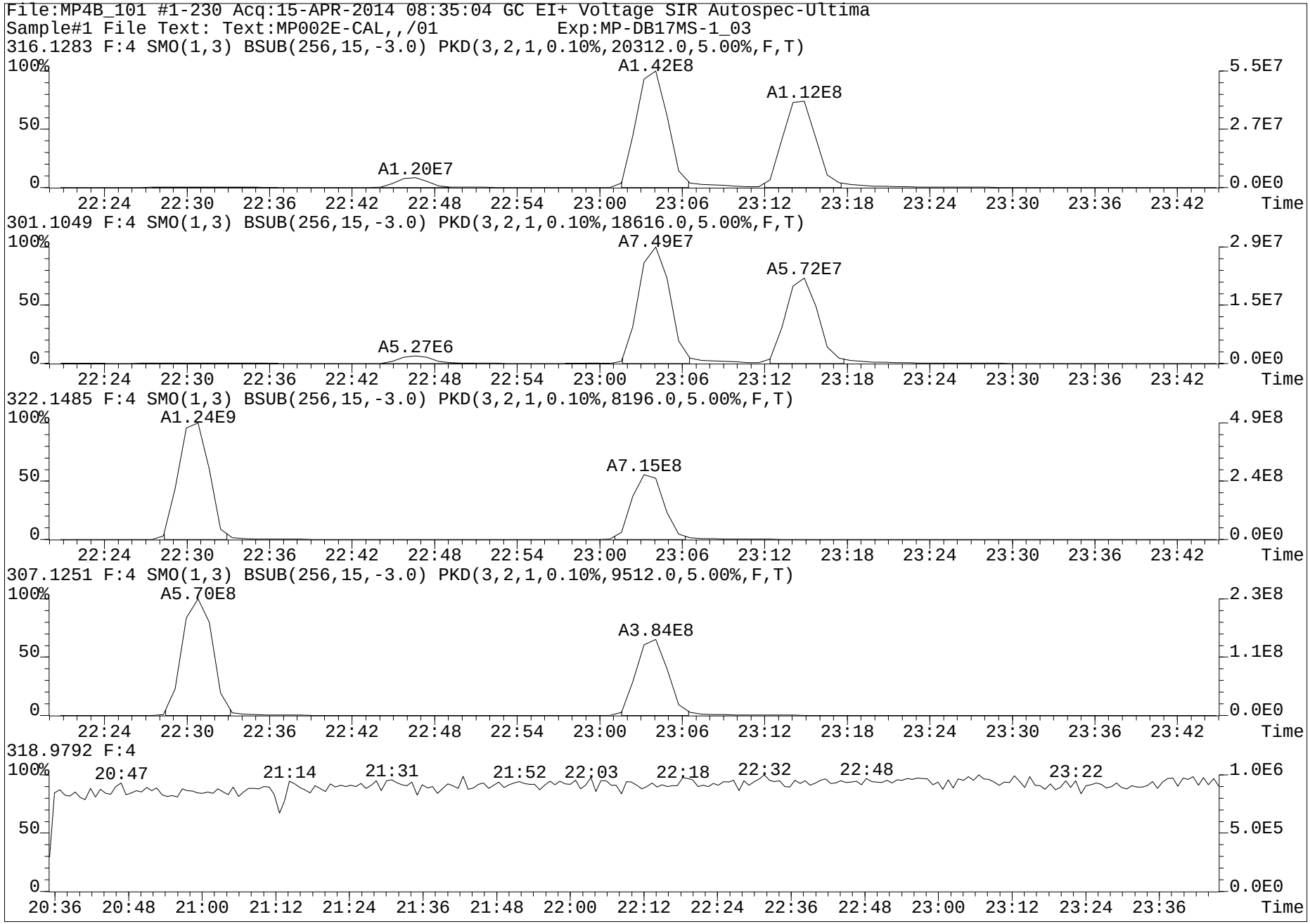
File:MP4B_101 #1-230 Acq:15-APR-2014 08:35:04 GC EI+ Voltage SIR Autospec-Ultima
Sample#1 File Text: Text:MP002E-CAL,,/01 Exp:MP-DB17MS-1_03
316.1283 F:4 SMO(1,3) BSUB(256,15,-3.0) PKD(3,2,1,0.10%,20312.0,5.00%,F,T)
A1.42E8
A1.12E8
A1.20E7
301.1049 F:4 SMO(1,3) BSUB(256,15,-3.0) PKD(3,2,1,0.10%,18616.0,5.00%,F,T)
A7.49E7
A5.72E7
A5.27E6
322.1485 F:4 SMO(1,3) BSUB(256,15,-3.0) PKD(3,2,1,0.10%,8196.0,5.00%,F,T)
A1.24E9
A7.15E8
307.1251 F:4 SMO(1,3) BSUB(256,15,-3.0) PKD(3,2,1,0.10%,9512.0,5.00%,F,T)
A5.70E8
A3.84E8
318.9792 F:4
20:47
21:14
21:31
21:52
22:03
22:18
22:32
22:48
23:22
Time

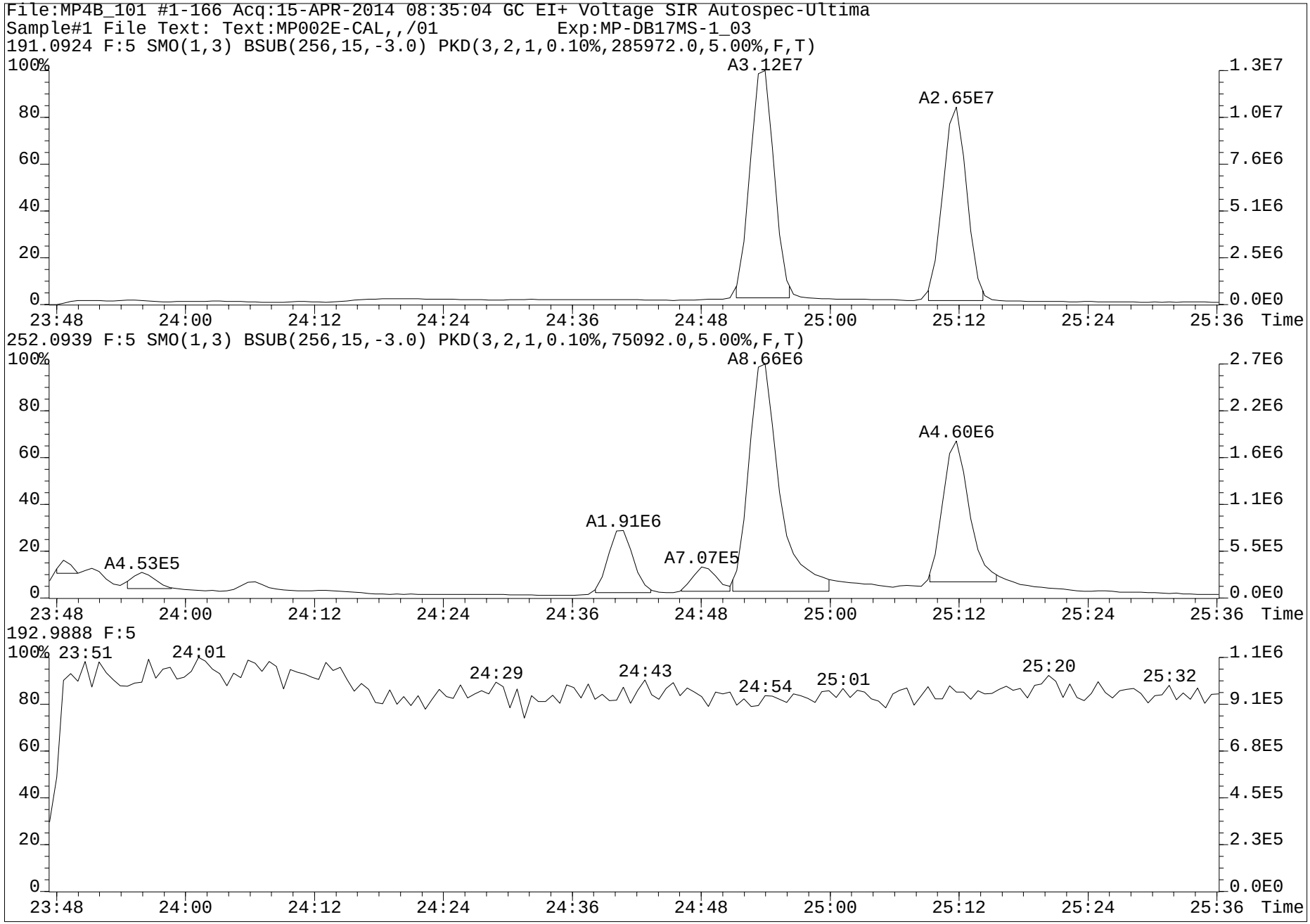
File:MP4B_101 #1-166 Acq:15-APR-2014 08:35:04 GC EI+ Voltage SIR Autospec-Ultima
Sample#1 File Text: Text:MP002E-CAL,,/01 Exp:MP-DB17MS-1_03
191.0924 F:5 SMO(1,3) BSUB(256,15,-3.0) PKD(3,2,1,0.10%,285972.0,5.00%,F,T)
A3.12E7
A2.65E7
252.0939 F:5 SMO(1,3) BSUB(256,15,-3.0) PKD(3,2,1,0.10%,75092.0,5.00%,F,T)
A8.66E6
A4.60E6
A1.91E6
A7.07E5
A4.53E5
192.9888 F:5
23:51
24:01
24:29
24:43
24:54
25:01
25:20
25:32
Time

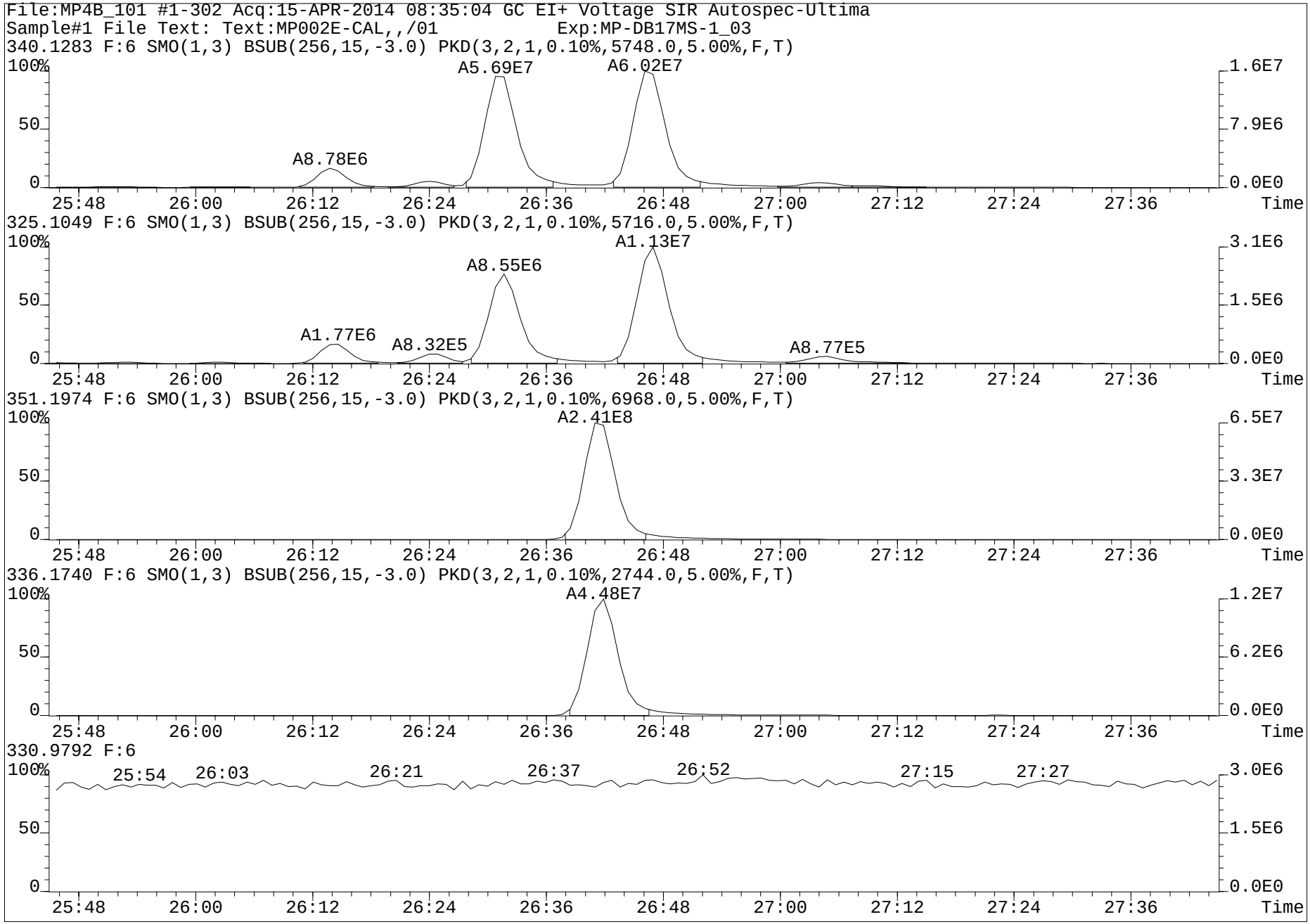
File:MP4B_101 #1-302 Acq:15-APR-2014 08:35:04 GC EI+ Voltage SIR Autospec-Ultima
Sample#1 File Text: Text:MP002E-CAL,,/01 Exp:MP-DB17MS-1_03
340.1283 F:6 SMO(1,3) BSUB(256,15,-3.0) PKD(3,2,1,0.10%,5748.0,5.00%,F,T)
A5.69E7
A6.02E7
A8.78E6
325.1049 F:6 SMO(1,3) BSUB(256,15,-3.0) PKD(3,2,1,0.10%,5716.0,5.00%,F,T)
A1.13E7
A8.55E6
A1.77E6
A8.32E5
A8.77E5
351.1974 F:6 SMO(1,3) BSUB(256,15,-3.0) PKD(3,2,1,0.10%,6968.0,5.00%,F,T)
A2.41E8
336.1740 F:6 SMO(1,3) BSUB(256,15,-3.0) PKD(3,2,1,0.10%,2744.0,5.00%,F,T)
A4.48E7
330.9792 F:6
25:54
26:03
26:21
26:37
26:52
27:15
27:27
100%
50
0
25:48
26:00
26:12
26:24
26:36
26:48
27:00
27:12
27:24
27:36
Time
1.6E7
7.9E6
0.0E0
3.1E6
1.5E6
6.5E7
3.3E7
1.2E7
6.2E6
3.0E6

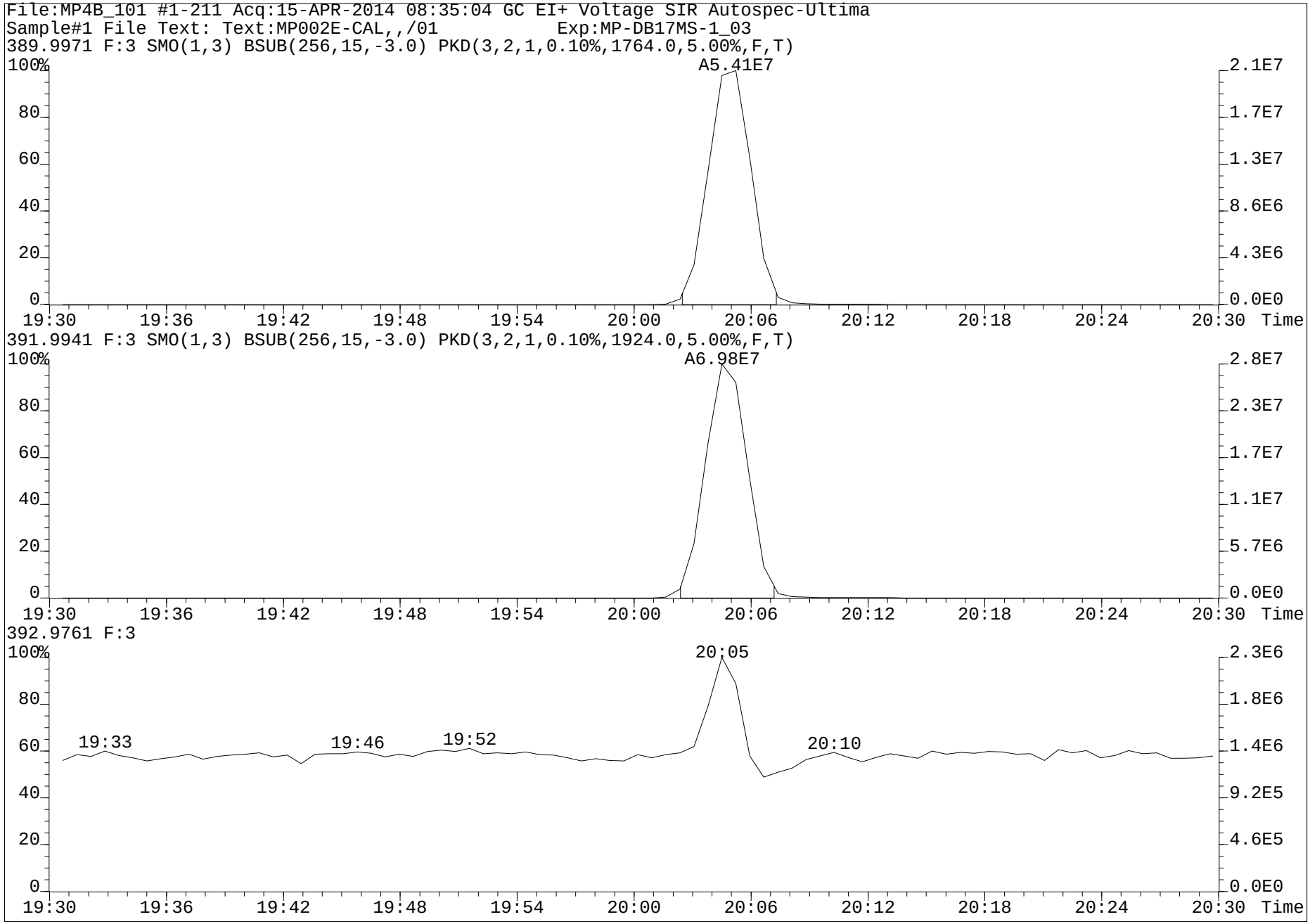
File:MP4B_101 #1-211 Acq:15-APR-2014 08:35:04 GC EI+ Voltage SIR Autospec-Ultima
Sample#1 File Text: Text:MP002E-CAL,,/01 Exp:MP-DB17MS-1_03
389.9971 F:3 SMO(1,3) BSUB(256,15,-3.0) PKD(3,2,1,0.10%,1764.0,5.00%,F,T)
A5.41E7
391.9941 F:3 SMO(1,3) BSUB(256,15,-3.0) PKD(3,2,1,0.10%,1924.0,5.00%,F,T)
A6.98E7
392.9761 F:3
20:05
19:33
19:46
19:52
20:10
Time

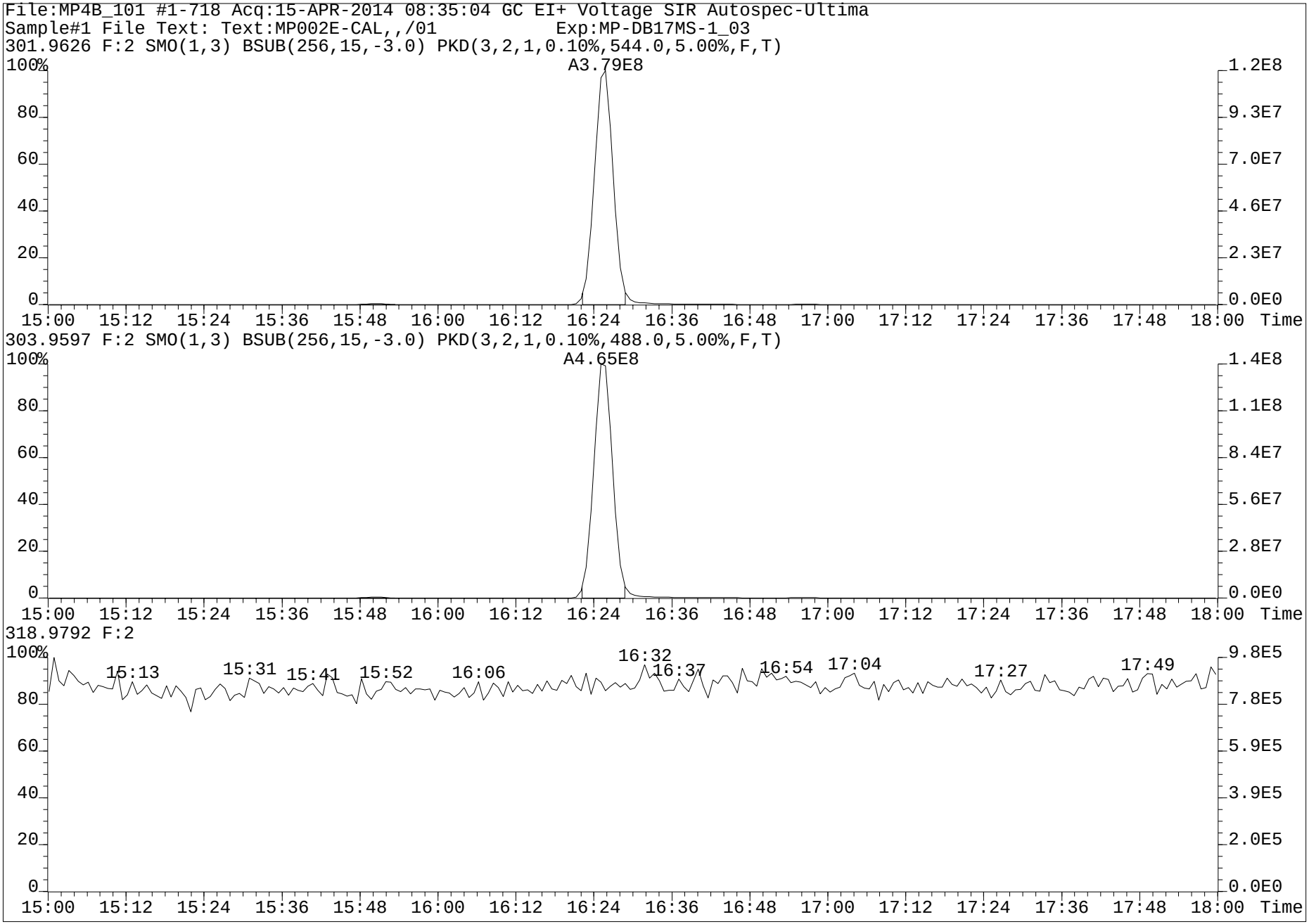
File:MP4B_101 #1-718 Acq:15-APR-2014 08:35:04 GC EI+ Voltage SIR Autospec-Ultima
Sample#1 File Text: Text:MP002E-CAL,,/01 Exp:MP-DB17MS-1_03
301.9626 F:2 SMO(1,3) BSUB(256,15,-3.0) PKD(3,2,1,0.10%,544.0,5.00%,F,T)
A3.79E8
303.9597 F:2 SMO(1,3) BSUB(256,15,-3.0) PKD(3,2,1,0.10%,488.0,5.00%,F,T)
A4.65E8
318.9792 F:2
15:13
15:31
15:41
15:52
16:06
16:32
16:37
16:54
17:04
17:27
17:49
Time

www.axysanalytical.com

Run #20 Filename MP4B_101 S: 13 I: 1 Acquired: 15-APR-14 15:18:48 Processed: 16-APR-14 08:57:44
Run: mp4b_101-a Analyte: MP-DB17-C03 Cal: mp4b_099-7a Results: mp4b_101-a Version: V3.6 6-JAN-2000 17:51:42
Sample text: MP002E-CAL,,/01 Comments: 1,,2.0uL Cal
sample size: 1.000000 conc units: ng/mL total toxicity: 195.89 F1: 10.0000 F2: 1.0000

	Typ	Name	#Hom	Resp	RA		RT	Conc	Tox #1	DL	Rec	M?
1	Unk	1-OH-Naphthalene	1 OLR	1.37e+09	0.85	n	8:07	471.062	47	0.0392	-	n
2	Unk	1-OH-Pyrene	1 OLR	2.15e+09	2.82	n	20:46	432.723	43	0.5097	-	n
3	Unk	3-OH-Chrysene	1	1.76e+08	2.02	n	23:03	45.570	5	0.1147	-	n
4	Unk	3-OH-Benz[a]anthracene	1	1.35e+08	2.06	n	23:14	49.661	25	0.1600	-	n
5	Unk	7,8-OH-Benzo[a]pyrene-C	1	4.83e+07	3.61	n	24:53	23.039	12	0.7201	-	y
6	Unk	7,8-OH-Benzo[a]pyrene-T	1	3.75e+07	5.55	n	25:11	17.486	2	0.7032	-	y
7	Unk	7,8-OH-Benzo[a]pyrene-3	1	9.80e+06	6.11	n	26:14	67.781	7	1.8241	-	n
8	Unk	9-OH-Benzo[a]pyrene	1	7.65e+07	7.28	n	26:31	68.909	7	0.1667	-	n
9	Unk	3-OH-Benzo[a]pyrene	1	7.62e+07	5.91	n	26:47	41.018	4	0.1418	-	n
10	Unk	7,8-OH-Benzo[a]pyrene-4	1	4.56e+06	5.01	n	27:05	45.090	45	2.6070	-	n
11	IS	13C6-1-OH-Naphthalene	1	6.01e+08	0.85	n	8:07	238.459	-	0.0650	95.4	n
12	IS	13C6-1-OH-Pyrene	1	1.16e+09	3.22	n	20:46	254.615	-	0.2217	101.8	n
13	IS	13C6-1-OH-BAA	1	1.42e+09	2.32	n	22:30	313.343	-	0.0333	120.5	n
14	IS	13C6-3-OH-Chrysene	1	8.73e+08	1.92	n	23:03	339.671	-	0.0585	134.3	n
15	IS	D11-3-OH-Benzo[a]pyrene	1	3.35e+08	5.86	n	26:41	478.800	-	0.0974	187.0	n
16	IS	13C-CL4-OH-PCB-79	1	1.51e+08	0.77	y	20:04	230.138	-	0.0539	92.1	n
17	IS	13C-CL4-PCB-79	0	*	*	n	NotFnd	*	-	*	Div0	n
18	RS	13C-CL4-PCB-81	1	8.17e+08	0.81	y	16:25	333.017	-	-	133.2	n
19	Tot	Fn1 Lock	-	-			-	-	-	-	-	n
20	Tot	Fn2 Lock	-	-			-	-	-	-	-	n
21	Tot	Fn3 Lock	-	-			-	-	-	-	-	n
22	Tot	Fn4 Lock	-	-			-	-	-	-	-	n
23	Tot	Fn5 Lock	-	-			-	-	-	-	-	n
24	Tot	Fn6 Lock	-	-			-	-	-	-	-	n

pvd by ET 17APR2014

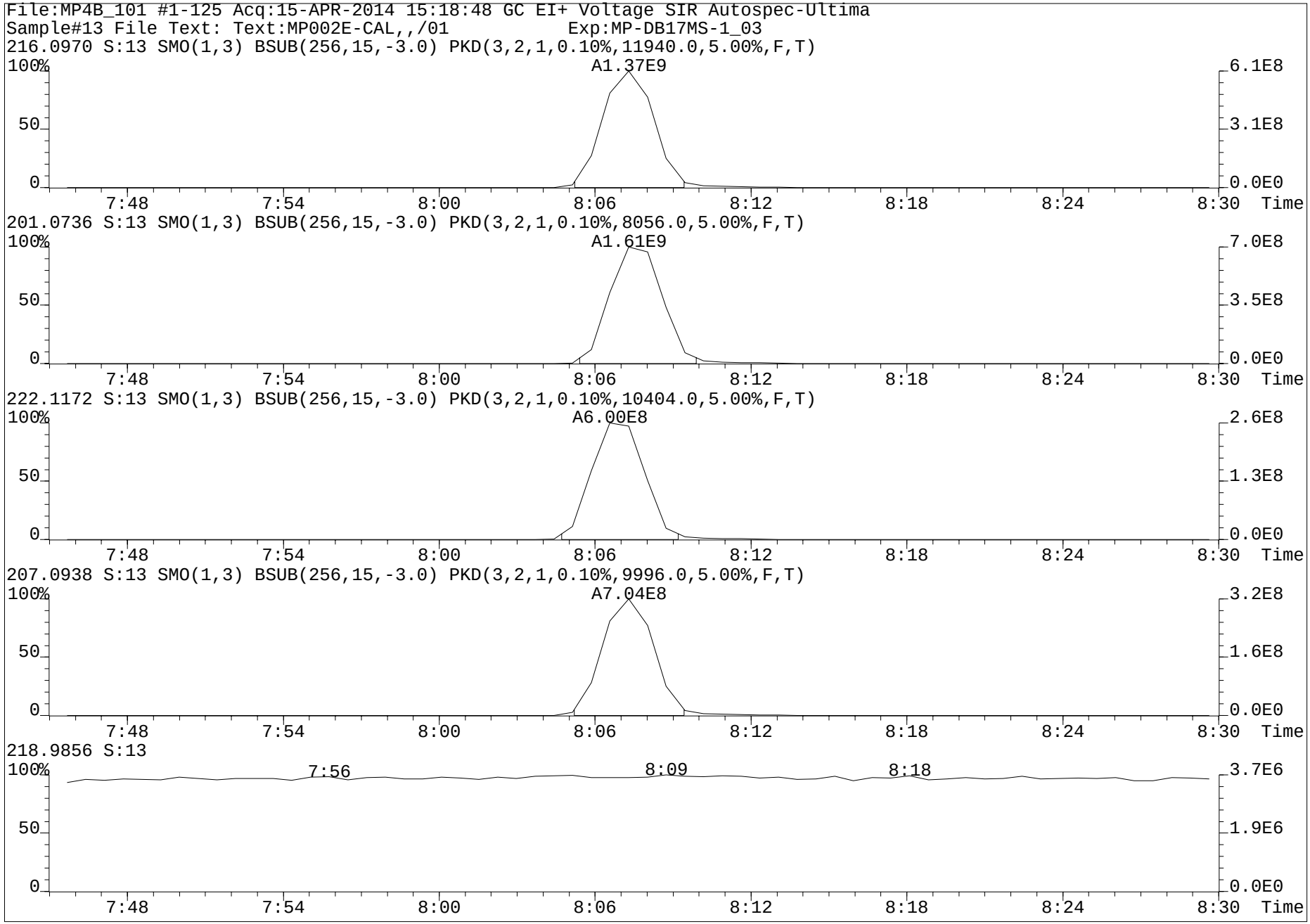
File:MP4B_101 #1-125 Acq:15-APR-2014 15:18:48 GC EI+ Voltage SIR Autospec-Ultima
Sample#13 File Text: Text:MP002E-CAL,,/01 Exp:MP-DB17MS-1_03
216.0970 S:13 SMO(1,3) BSUB(256,15,-3.0) PKD(3,2,1,0.10%,11940.0,5.00%,F,T)
A1.37E9
201.0736 S:13 SMO(1,3) BSUB(256,15,-3.0) PKD(3,2,1,0.10%,8056.0,5.00%,F,T)
A1.61E9
222.1172 S:13 SMO(1,3) BSUB(256,15,-3.0) PKD(3,2,1,0.10%,10404.0,5.00%,F,T)
A6.00E8
207.0938 S:13 SMO(1,3) BSUB(256,15,-3.0) PKD(3,2,1,0.10%,9996.0,5.00%,F,T)
A7.04E8
218.9856 S:13
7:56
8:09
8:18
100%
50
0
7:48
7:54
8:00
8:06
8:12
8:18
8:24
8:30
Time
6.1E8
3.1E8
0.0E0
7.0E8
3.5E8
2.6E8
1.3E8
3.2E8
1.6E8
3.7E6
1.9E6

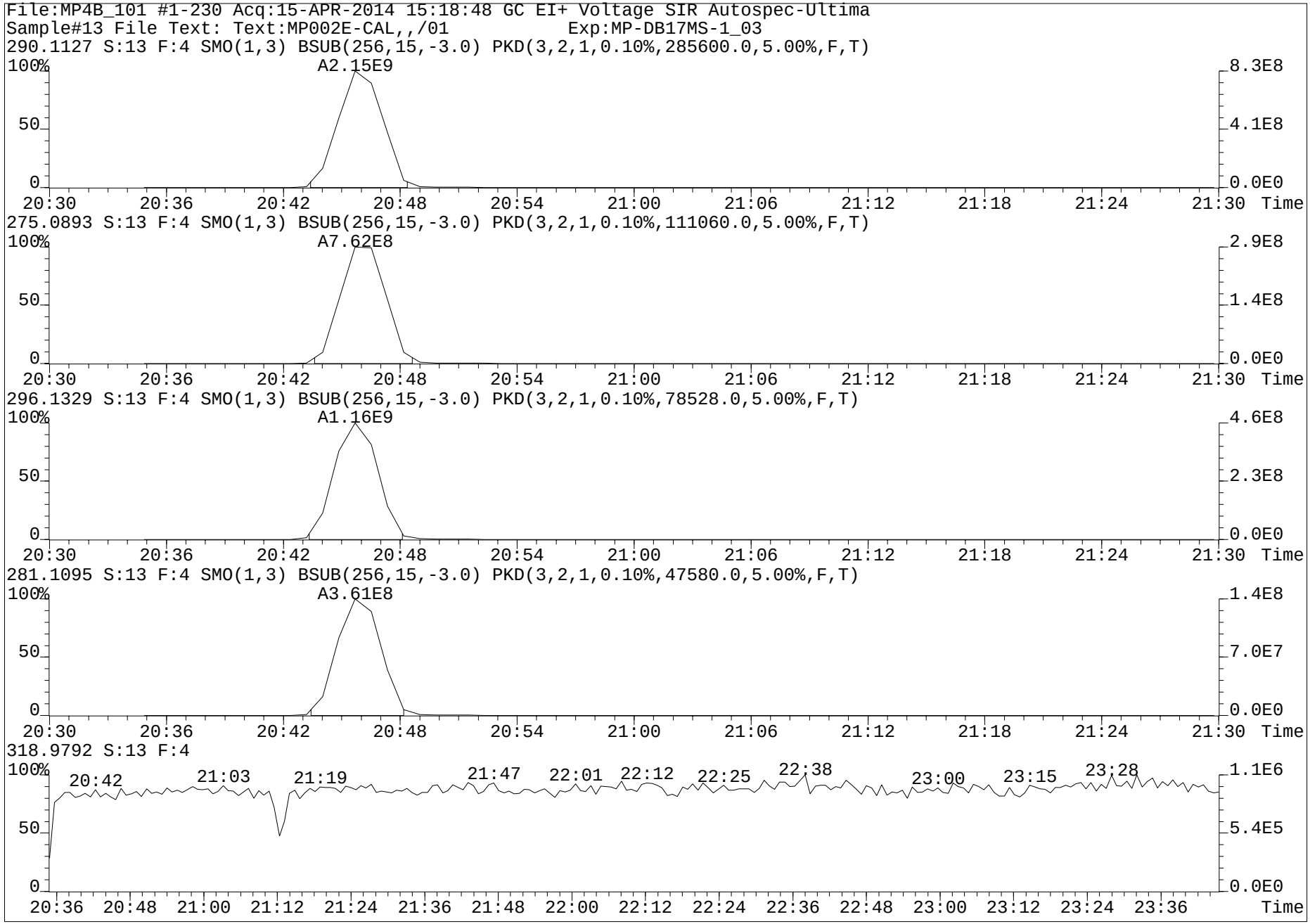
File:MP4B_101 #1-230 Acq:15-APR-2014 15:18:48 GC EI+ Voltage SIR Autospec-Ultima
Sample#13 File Text: Text:MP002E-CAL,,/01 Exp:MP-DB17MS-1_03
290.1127 S:13 F:4 SMO(1,3) BSUB(256,15,-3.0) PKD(3,2,1,0.10%,285600.0,5.00%,F,T)
A2.15E9
275.0893 S:13 F:4 SMO(1,3) BSUB(256,15,-3.0) PKD(3,2,1,0.10%,111060.0,5.00%,F,T)
A7.62E8
296.1329 S:13 F:4 SMO(1,3) BSUB(256,15,-3.0) PKD(3,2,1,0.10%,78528.0,5.00%,F,T)
A1.16E9
281.1095 S:13 F:4 SMO(1,3) BSUB(256,15,-3.0) PKD(3,2,1,0.10%,47580.0,5.00%,F,T)
A3.61E8
318.9792 S:13 F:4
20:42
21:03
21:19
21:47
22:01
22:12
22:25
22:38
23:00
23:15
23:28
Time

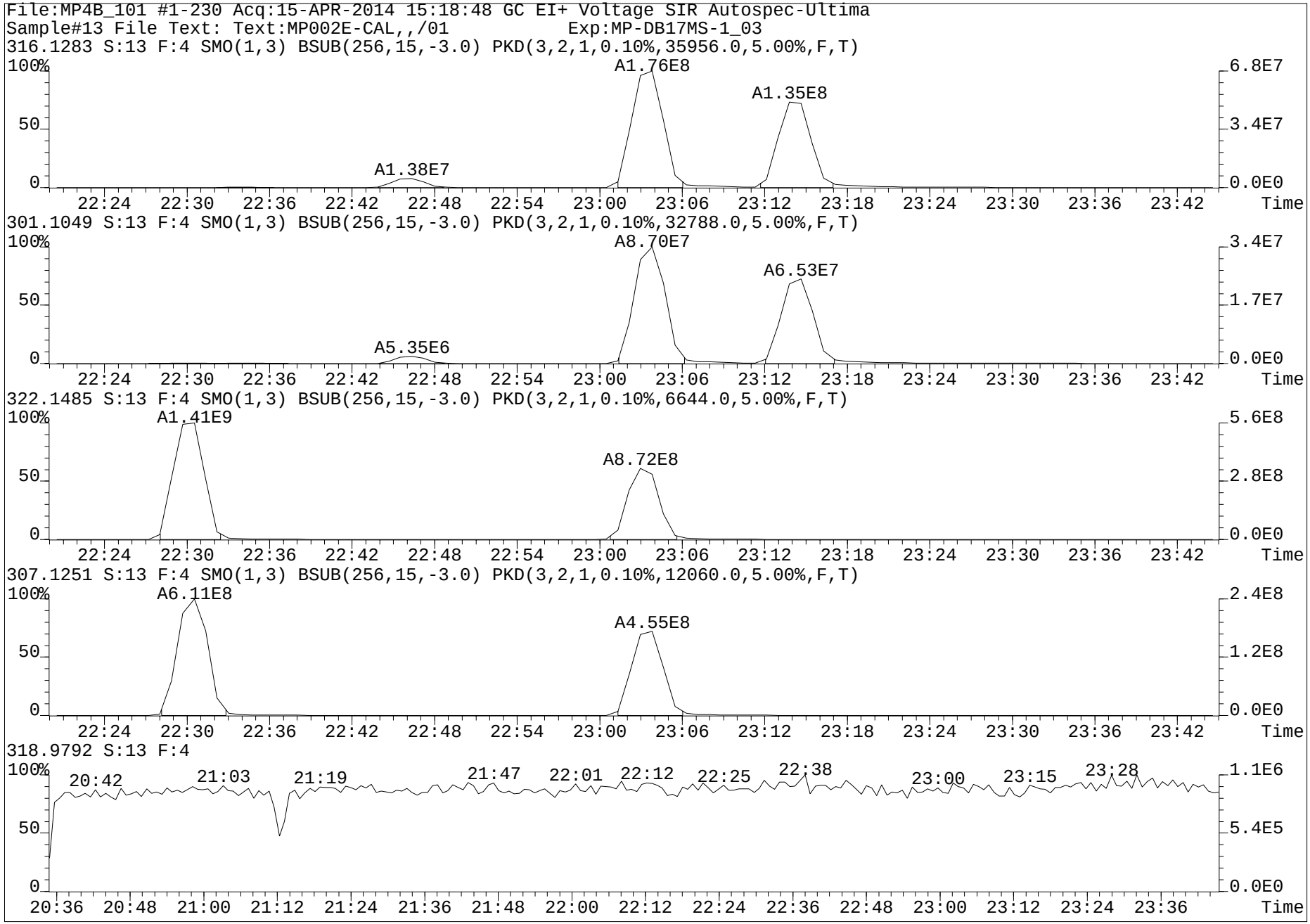
File:MP4B_101 #1-230 Acq:15-APR-2014 15:18:48 GC EI+ Voltage SIR Autospec-Ultima
Sample#13 File Text: Text:MP002E-CAL,,/01 Exp:MP-DB17MS-1_03
316.1283 S:13 F:4 SMO(1,3) BSUB(256,15,-3.0) PKD(3,2,1,0.10%,35956.0,5.00%,F,T)
A1.76E8
A1.35E8
A1.38E7
301.1049 S:13 F:4 SMO(1,3) BSUB(256,15,-3.0) PKD(3,2,1,0.10%,32788.0,5.00%,F,T)
A8.70E7
A6.53E7
A5.35E6
322.1485 S:13 F:4 SMO(1,3) BSUB(256,15,-3.0) PKD(3,2,1,0.10%,6644.0,5.00%,F,T)
A1.41E9
A8.72E8
307.1251 S:13 F:4 SMO(1,3) BSUB(256,15,-3.0) PKD(3,2,1,0.10%,12060.0,5.00%,F,T)
A6.11E8
A4.55E8
318.9792 S:13 F:4
20:42
21:03
21:19
21:47
22:01
22:12
22:25
22:38
23:00
23:15
23:28
Time

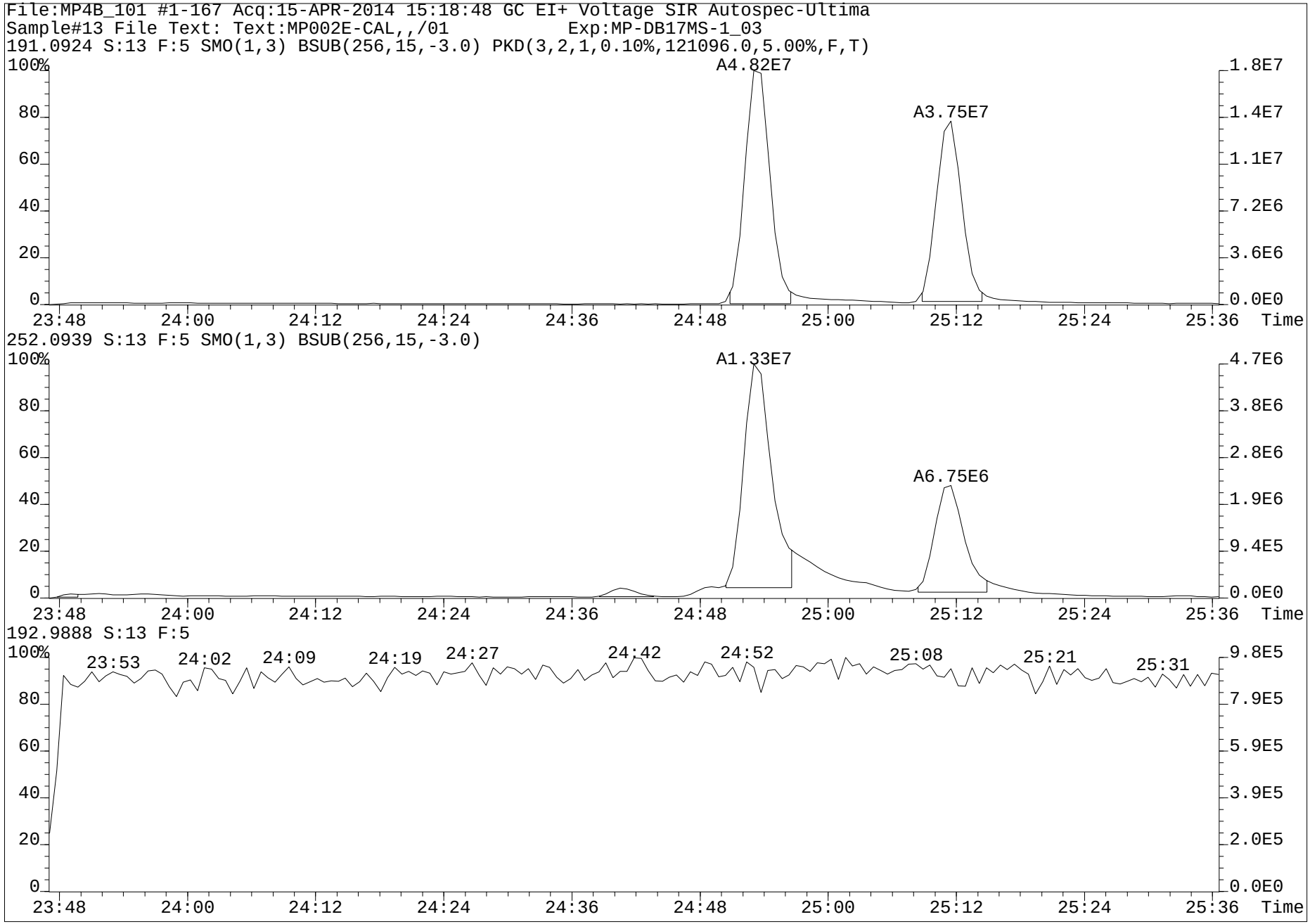
File:MP4B_101 #1-167 Acq:15-APR-2014 15:18:48 GC EI+ Voltage SIR Autospec-Ultima
Sample#13 File Text: Text:MP002E-CAL,,/01 Exp:MP-DB17MS-1_03
191.0924 S:13 F:5 SMO(1,3) BSUB(256,15,-3.0) PKD(3,2,1,0.10%,121096.0,5.00%,F,T)
A4.82E7
A3.75E7
252.0939 S:13 F:5 SMO(1,3) BSUB(256,15,-3.0)
A1.33E7
A6.75E6
192.9888 S:13 F:5
23:53
24:02
24:09
24:19
24:27
24:42
24:52
25:08
25:21
25:31
Time

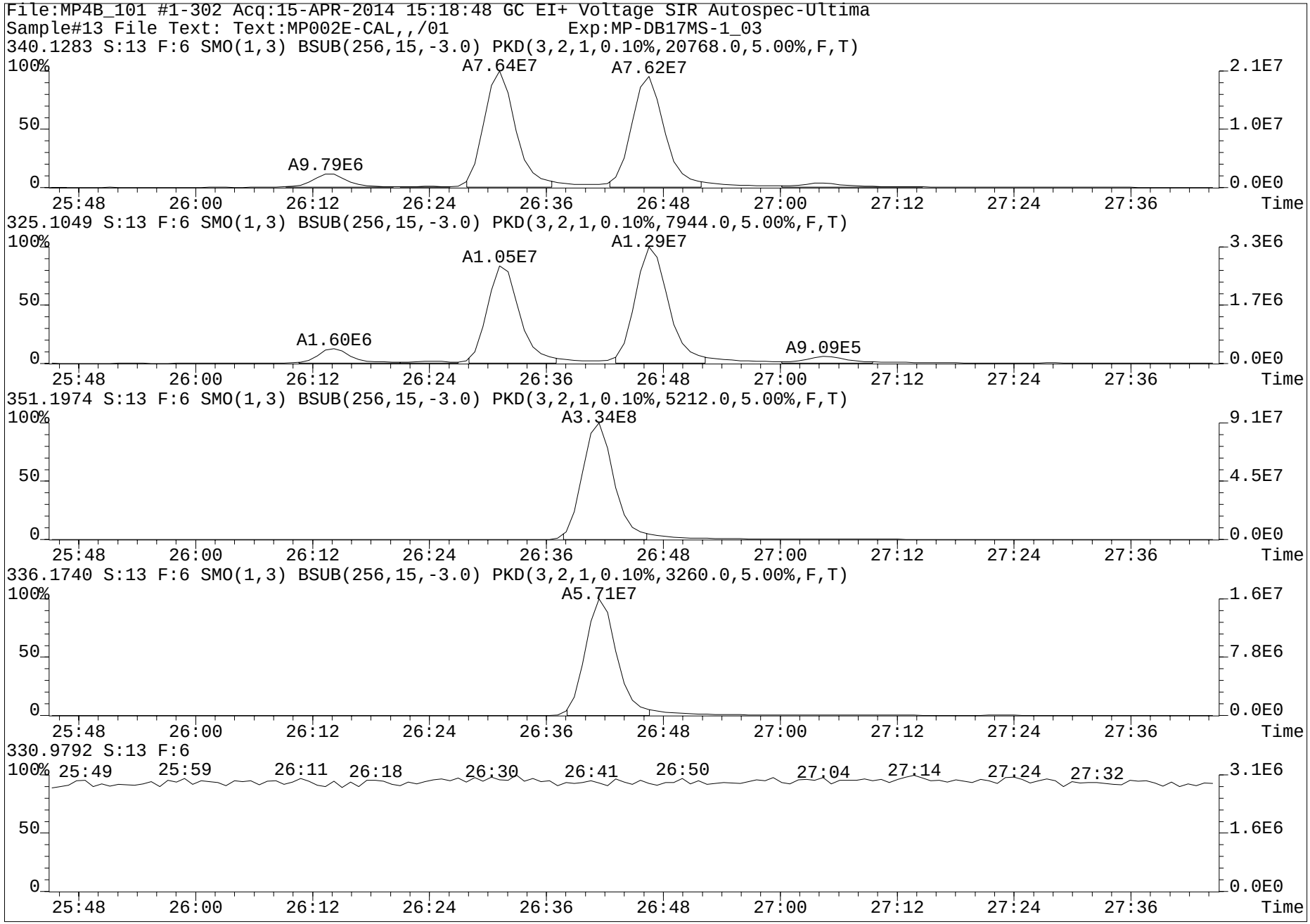
File:MP4B_101 #1-302 Acq:15-APR-2014 15:18:48 GC EI+ Voltage SIR Autospec-Ultima
Sample#13 File Text: Text:MP002E-CAL,,/01 Exp:MP-DB17MS-1_03
340.1283 S:13 F:6 SMO(1,3) BSUB(256,15,-3.0) PKD(3,2,1,0.10%,20768.0,5.00%,F,T)
A7.64E7
A7.62E7
A9.79E6
2.1E7
1.0E7
0.0E0
325.1049 S:13 F:6 SMO(1,3) BSUB(256,15,-3.0) PKD(3,2,1,0.10%,7944.0,5.00%,F,T)
A1.29E7
A1.05E7
A1.60E6
A9.09E5
3.3E6
1.7E6
0.0E0
351.1974 S:13 F:6 SMO(1,3) BSUB(256,15,-3.0) PKD(3,2,1,0.10%,5212.0,5.00%,F,T)
A3.34E8
9.1E7
4.5E7
0.0E0
336.1740 S:13 F:6 SMO(1,3) BSUB(256,15,-3.0) PKD(3,2,1,0.10%,3260.0,5.00%,F,T)
A5.71E7
1.6E7
7.8E6
0.0E0
330.9792 S:13 F:6
25:49 25:59 26:11 26:18 26:30 26:41 26:50 27:04 27:14 27:24 27:32
3.1E6
1.6E6
0.0E0
100%
50
0
25:48 26:00 26:12 26:24 26:36 26:48 27:00 27:12 27:24 27:36 Time

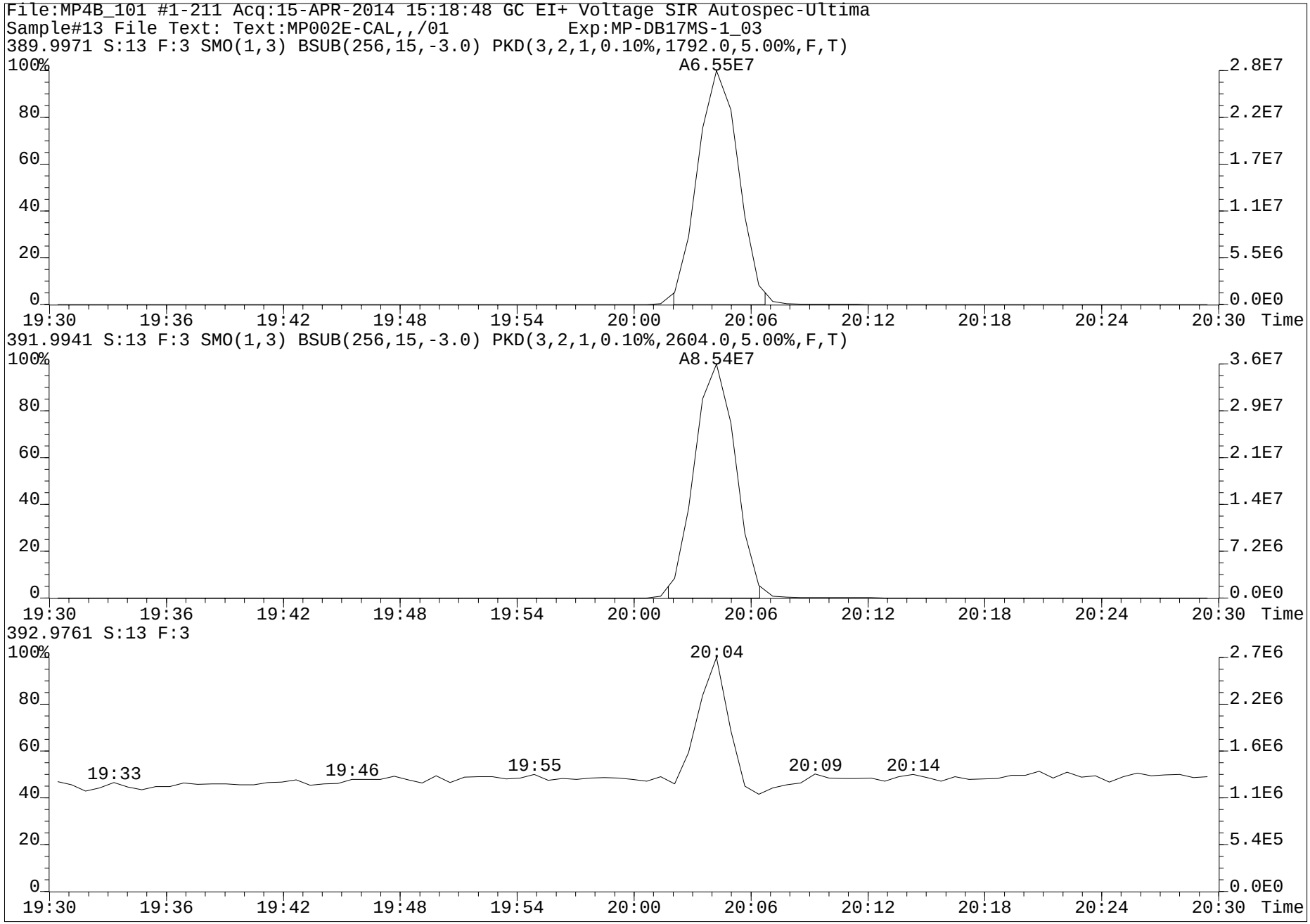
File:MP4B_101 #1-211 Acq:15-APR-2014 15:18:48 GC EI+ Voltage SIR Autospec-Ultima
Sample#13 File Text: Text:MP002E-CAL,,/01 Exp:MP-DB17MS-1_03
389.9971 S:13 F:3 SMO(1,3) BSUB(256,15,-3.0) PKD(3,2,1,0.10%,1792.0,5.00%,F,T)
A6.55E7
391.9941 S:13 F:3 SMO(1,3) BSUB(256,15,-3.0) PKD(3,2,1,0.10%,2604.0,5.00%,F,T)
A8.54E7
392.9761 S:13 F:3
20:04
19:33
19:46
19:55
20:09
20:14
Time

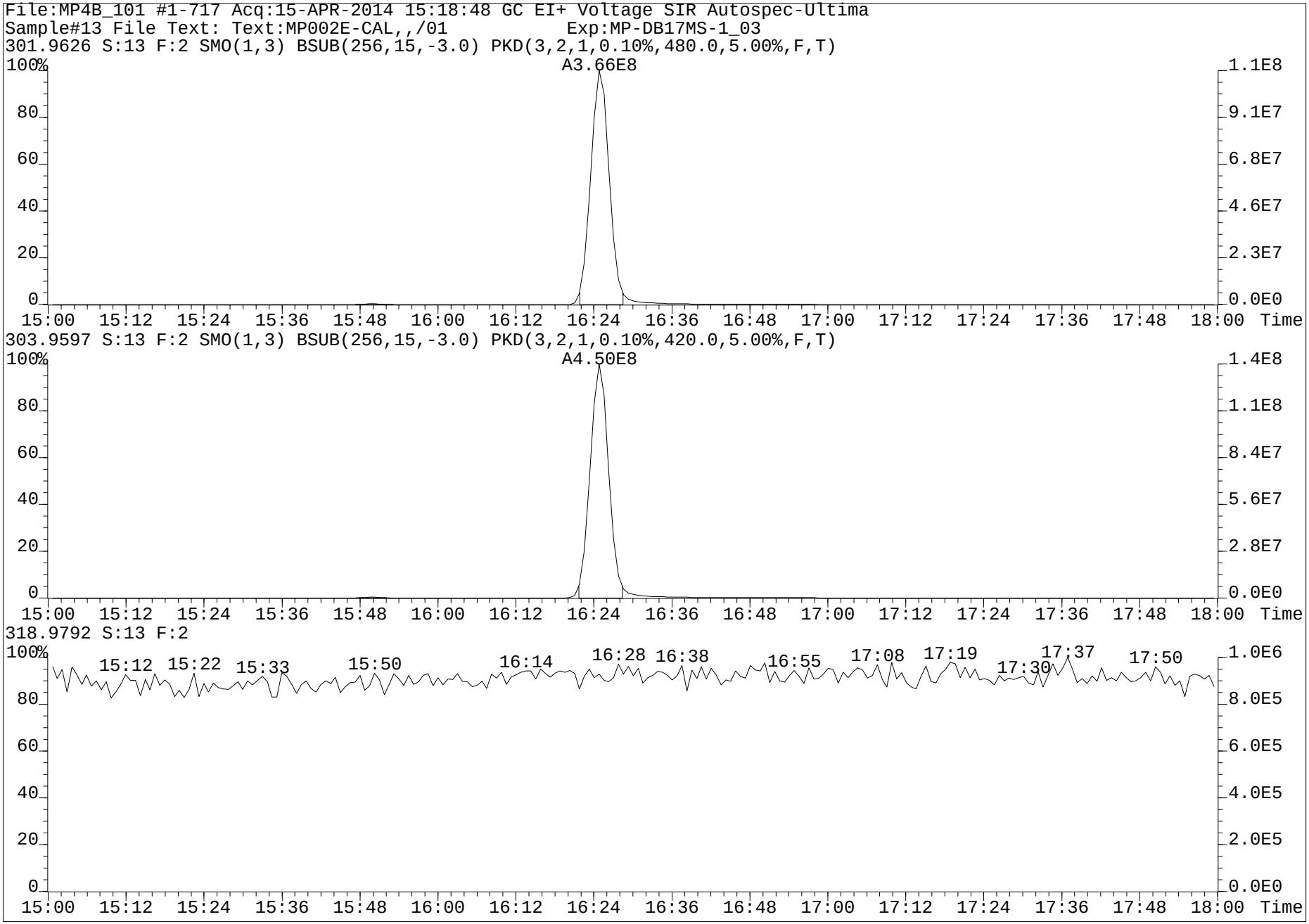
File:MP4B_101 #1-717 Acq:15-APR-2014 15:18:48 GC EI+ Voltage SIR Autospec-Ultima
Sample#13 File Text: Text:MP002E-CAL,,/01 Exp:MP-DB17MS-1_03
301.9626 S:13 F:2 SMO(1,3) BSUB(256,15,-3.0) PKD(3,2,1,0.10%,480.0,5.00%,F,T)
A3.66E8
303.9597 S:13 F:2 SMO(1,3) BSUB(256,15,-3.0) PKD(3,2,1,0.10%,420.0,5.00%,F,T)
A4.50E8
318.9792 S:13 F:2
15:12 15:22 15:33 15:50 16:14 16:28 16:38 16:55 17:08 17:19 17:30 17:37 17:50
Time

AXYS Analytical Services Ltd - Detailed Accreditation Listing
file ref.: ACC-101 Rev.13

| | | | | Matrix and accrediting body | | | |

AXYS Analytical Services Ltd - Detailed Accreditation Listing
file ref.: ACC-101 Rev.13

Compound Class	Compound	Accredited Method ID	AXYS Method ID	Matrix and accrediting body																												
				Pulp	Serum	Solids									Tissue					Urine	Water	Water, Drinking			Water, Non-Potable							
				CALA	CALA	CALA	California DPH	Florida DOH	Minnesota DOH	New Jersey DEP	New York DOH	Virginia DGS	Washington DE	Maine DOH	CALA	Florida DOH	Minnesota DOH	New Jersey DEP	Virginia DGS	CALA	CALA	Florida DOH	Minnesota DOH	New Jersey DEP	California DPH	Florida DOH	Minnesota DOH	New Jersey DEP	New York DOH	Virginia DGS	Washington DE	Maine DOH
		EPA 625	MLA-007																					Y	Y			Y	Y		Y
		EPA 8270	MLA-007				Y	Y			Y	Y		Y																		
	Beta-HCH	AXYS MLA-007	MLA-007		Y	Y		Y							Y						Y					Y					
		AXYS MLA-028	AXYS MLA-028		Y	Y		Y							Y						Y					Y					Y	
		EPA 625	MLA-007																					Y	Y			Y	Y		Y
		EPA 8270	MLA-007				Y	Y			Y	Y		Y																		
	Chlordane, technical	AXYS MLA-007	MLA-007					Y														Y										
		EPA 625	MLA-007																					Y								
		EPA 8270	MLA-007				Y	Y			Y	Y		Y												Y			Y	Y		
	cis-Chlordane (alpha-Chlordane)	AXYS MLA-007	MLA-007		Y	Y		Y							Y						Y					Y					
		AXYS MLA-028	AXYS MLA-028		Y	Y		Y							Y						Y					Y					Y	
		EPA 8270	MLA-007					Y						Y												Y			Y			Y
	cis-Nonachlor	AXYS MLA-007	MLA-007		Y	Y									Y						Y										
		AXYS MLA-028	AXYS MLA-028		Y	Y									Y						Y										Y	
	Delta-HCH	AXYS MLA-007	MLA-007		Y	Y		Y							Y						Y					Y					
		AXYS MLA-028	AXYS MLA-028		Y	Y		Y							Y						Y					Y					Y	
		EPA 608	MLA-007																							Y			Y	Y		Y
		EPA 8081	MLA-007					Y			Y			Y																		
		EPA 8270	MLA-007				Y																										
	Dieldrin	AXYS MLA-007	MLA-007		Y	Y		Y							Y						Y					Y					
		AXYS MLA-028	AXYS MLA-028		Y	Y		Y							Y						Y					Y					Y	
		EPA 608	MLA-007																					Y	Y			Y	Y		Y
		EPA 8081	MLA-007				Y	Y			Y	Y		Y																		
	Endosulphan I	AXYS MLA-007	MLA-007		Y	Y		Y							Y						Y					Y					
		AXYS MLA-028	AXYS MLA-028		Y	Y		Y							Y						Y					Y					Y	
		EPA 608	MLA-007																					Y	Y			Y	Y		Y
		EPA 8081	MLA-007				Y	Y			Y	Y		Y																		
	Endosulphan II	AXYS MLA-007	MLA-007		Y	Y		Y							Y						Y					Y					
		AXYS MLA-028	AXYS MLA-028		Y	Y		Y							Y						Y					Y					Y	
		EPA 608	MLA-007																					Y	Y			Y	Y		Y
		EPA 8081	MLA-007				Y	Y			Y	Y		Y																		
	Endosulphan sulphate	AXYS MLA-007	MLA-007		Y	Y		Y							Y						Y					Y					
		AXYS MLA-028	AXYS MLA-028		Y	Y		Y							Y						Y					Y					Y	
		EPA 608	MLA-007																					Y	Y			Y	Y		Y
		EPA 8081	MLA-007				Y	Y			Y	Y		Y																		
	Endrin	AXYS MLA-007	MLA-007		Y	Y		Y							Y						Y					Y					
		AXYS MLA-028	AXYS MLA-028		Y	Y		Y							Y						Y					Y					Y	
		EPA 608	MLA-007																					Y	Y			Y	Y		Y

AXYS Analytical Services Ltd - Detailed Accreditation Listing
file ref.: ACC-101 Rev.13

Compound Class	Compound	Accredited Method ID	AXYS Method ID	Matrix and accrediting body																												
				Pulp	Serum	Solids									Tissue					Urine	Water	Water, Drinking			Water, Non-Potable							
				CALA	CALA	CALA	California DPH	Florida DOH	Minnesota DOH	New Jersey DEP	New York DOH	Virginia DGS	Washington DE	Maine DOH	CALA	Florida DOH	Minnesota DOH	New Jersey DEP	Virginia DGS	CALA	CALA	Florida DOH	Minnesota DOH	New Jersey DEP	California DPH	Florida DOH	Minnesota DOH	New Jersey DEP	New York DOH	Virginia DGS	Washington DE	Maine DOH
		EPA 8081	MLA-007				Y	Y			Y	Y		Y																		
	Endrin aldehyde	AXYS MLA-007	MLA-007			Y		Y													Y					Y						
		AXYS MLA-028	AXYS MLA-028		Y	Y		Y							Y						Y					Y					Y	
		EPA 608	MLA-007																						Y	Y			Y	Y		Y
		EPA 8081	MLA-007				Y	Y			Y	Y		Y																			
	Endrin Ketone	AXYS MLA-007	MLA-007		Y	Y		Y							Y						Y											
		AXYS MLA-028	AXYS MLA-028		Y	Y		Y							Y						Y										Y	
		EPA 8081	MLA-007					Y			Y																						
	Gamma-HCH (Lindane)	AXYS MLA-007	MLA-007		Y	Y		Y							Y						Y					Y						
		AXYS MLA-028	AXYS MLA-028		Y	Y		Y							Y						Y					Y					Y	
		EPA 625	MLA-007																						Y	Y			Y	Y		Y
		EPA 8270	MLA-007				Y	Y			Y	Y		Y																			
	Heptachlor	AXYS MLA-007	MLA-007		Y	Y		Y							Y						Y					Y						
		AXYS MLA-028	AXYS MLA-028		Y	Y		Y							Y						Y					Y					Y	
		EPA 625	MLA-007																						Y	Y			Y	Y		Y
		EPA 8270	MLA-007				Y	Y			Y	Y		Y																			
	Heptachlor epoxide	AXYS MLA-007	MLA-007		Y	Y		Y							Y						Y					Y						
		AXYS MLA-028	AXYS MLA-028		Y	Y		Y							Y						Y					Y					Y	
		EPA 608	MLA-007																						Y	Y			Y	Y		Y
		EPA 8081	MLA-007				Y	Y			Y	Y		Y																			
	Hexachlorobenzene	AXYS MLA-007	MLA-007		Y	Y		Y							Y						Y					Y						
		AXYS MLA-028	AXYS MLA-028		Y	Y		Y							Y						Y					Y					Y	
		EPA 1625	MLA-007																						Y	Y			Y	Y		
		EPA 8270	MLA-007				Y	Y			Y	Y		Y																			
	Methoxychlor	AXYS MLA-007	MLA-007		Y	Y		Y							Y						Y					Y						
		AXYS MLA-028	AXYS MLA-028		Y	Y		Y							Y						Y					Y					Y	
		EPA 608	MLA-007																							Y			Y	Y		
		EPA 8081	MLA-007				Y	Y			Y	Y		Y																			
		SM6630B	MLA-007																						Y							
	Mirex	AXYS MLA-007	MLA-007		Y	Y									Y						Y					Y						
		AXYS MLA-028	AXYS MLA-028		Y	Y									Y						Y					Y					Y	
		EPA 8270	MLA-007																						Y	Y			Y	Y		Y
	Oxychlordane	AXYS MLA-007	MLA-007		Y	Y									Y						Y											
		AXYS MLA-028	AXYS MLA-028		Y	Y									Y						Y										Y	
	trans-Chlordane (gamma-Chlordane)	AXYS MLA-007	MLA-007		Y	Y		Y							Y						Y					Y						
		AXYS MLA-028	AXYS MLA-028		Y	Y		Y							Y						Y					Y					Y	
		EPA 8270	MLA-007				Y	Y			Y			Y												Y			Y			Y
	trans-Nonachlor	AXYS MLA-007	MLA-007		Y	Y									Y																	

AXYS Analytical Services Ltd - Detailed Accreditation Listing
file ref.: ACC-101 Rev.13

				Matrix and accrediting body																												
				Pulp	Serum	Solids									Tissue					Urine	Water	Water, Drinking			Water, Non-Potable							
Compound Class	Compound	Accredited Method ID	AXYS Method ID	CALA	CALA	CALA	California DPH	Florida DOH	Minnesota DOH	New Jersey DEP	New York DOH	Virginia DGS	Washington DE	Maine DOH	CALA	Florida DOH	Minnesota DOH	New Jersey DEP	Virginia DGS	CALA	CALA	Florida DOH	Minnesota DOH	New Jersey DEP	California DPH	Florida DOH	Minnesota DOH	New Jersey DEP	New York DOH	Virginia DGS	Washington DE	Maine DOH
		AXYS MLA-028	AXYS MLA-028		Y	Y								Y						Y										Y	
PAH	1,2,6-Trimethylphenanthrene	AXYS MLA-021	MLA-021			Y														Y											
	1,2-Dimethylnaphthalene	AXYS MLA-021	MLA-021			Y														Y											
	1,4,6,7-Tetramethylnaphthalene	AXYS MLA-021	MLA-021			Y														Y											
	1,7-Dimethylfluorene	AXYS MLA-021	MLA-021			Y														Y											
	1,7-Dimethylphenanthrene	AXYS MLA-021	MLA-021			Y														Y											
	1,8-Dimethylphenanthrene	AXYS MLA-021	MLA-021			Y														Y											
	1-Methylchrysene	AXYS MLA-021	MLA-021			Y														Y											
	1-Methylnaphthalene	AXYS MLA-021	MLA-021			Y														Y											
	1-Methylphenanthrene	AXYS MLA-021	MLA-021			Y														Y											
	2,3,5-Trimethylnaphthalene	AXYS MLA-021	MLA-021			Y														Y											
	2,3,6-Trimethylnaphthalene	AXYS MLA-021	MLA-021			Y														Y											
	2,4-Dimethyldibenzothiophene	AXYS MLA-021	MLA-021			Y														Y											
	2,6-Dimethylnaphthalene	AXYS MLA-021	MLA-021			Y														Y											
	2,6-Dimethylphenanthrene	AXYS MLA-021	MLA-021			Y														Y											
	2/3-Methyldibenzothiophenes	AXYS MLA-021	MLA-021			Y														Y											
	2-Methylanthracene	AXYS MLA-021	MLA-021			Y														Y											
	2-Methylfluorene	AXYS MLA-021	MLA-021			Y														Y											
	2-methylnaphthalene	AXYS MLA-021	MLA-021			Y		Y												Y											
		EPA 8270	MLA-021					Y			Y																					
	2-Methylphenanthrene	AXYS MLA-021	MLA-021			Y														Y											
	3,6-Dimethylphenanthrene	AXYS MLA-021	MLA-021			Y														Y											
	3-Methylfluoranthene/ Benzo(a)fluorene	AXYS MLA-021	MLA-021			Y														Y											
	3-Methylphenanthrene	AXYS MLA-021	MLA-021			Y														Y											
	5,9-Dimethylchrysene	AXYS MLA-021	MLA-021			Y														Y											
	5/6-Methylchrysenes	AXYS MLA-021	MLA-021			Y														Y											
	7-Methylbenzo(a)pyrene	AXYS MLA-021	MLA-021			Y														Y											
	9/4-Methylphenanthrenes	AXYS MLA-021	MLA-021			Y														Y											
	Acenaphthene	AXYS MLA-021	MLA-021			Y		Y							Y						Y					Y						
		EPA 1625	MLA-021																						Y	Y			Y	Y		
		EPA 8270	MLA-021				Y	Y			Y	Y		Y																		
	Acenaphthylene	AXYS MLA-021	MLA-021			Y		Y							Y						Y					Y						
		EPA 1625	MLA-021																						Y	Y			Y	Y		
		EPA 8270	MLA-021				Y	Y			Y	Y		Y																		
	Anthracene	AXYS MLA-021	MLA-021			Y		Y							Y						Y					Y						
		EPA 1625	MLA-021																						Y	Y			Y	Y		
		EPA 8270	MLA-021				Y	Y			Y	Y		Y																		
	Benz[a]anthracene	AXYS MLA-021	MLA-021			Y		Y							Y						Y					Y						

AXYS Analytical Services Ltd - Detailed Accreditation Listing
file ref.: ACC-101 Rev.13

				Matrix and accrediting body																												
				Pulp	Serum	Solids								Tissue					Urine	Water	Water, Drinking			Water, Non-Potable							
Compound Class	Compound	Accredited Method ID	AXYS Method ID	CALA	CALA	CALA	California DPH	Florida DOH	Minnesota DOH	New Jersey DEP	New York DOH	Virginia DGS	Washington DE	Maine DOH	CALA	Florida DOH	Minnesota DOH	New Jersey DEP	Virginia DGS	CALA	CALA	Florida DOH	Minnesota DOH	New Jersey DEP	California DPH	Florida DOH	Minnesota DOH	New Jersey DEP	New York DOH	Virginia DGS	Washington DE	Maine DOH
		EPA 1625	MLA-021																						Y	Y			Y	Y		
		EPA 8270	MLA-021				Y	Y			Y	Y		Y																		
	Benzo[a]pyrene	AXYS MLA-021	MLA-021			Y		Y							Y						Y					Y						
		EPA 1625	MLA-021																						Y	Y			Y	Y		
		EPA 8270	MLA-021				Y	Y			Y	Y		Y																		
	Benzo[b]fluoranthene	AXYS MLA-021	MLA-021			Y		Y							Y						Y					Y						
		EPA 1625	MLA-021																						Y	Y			Y	Y		Y
		EPA 8270	MLA-021				Y	Y			Y	Y		Y																		
	Benzo[e]pyrene	AXYS MLA-021	MLA-021			Y									Y						Y											
	Benzo[ghi]perylene	AXYS MLA-021	MLA-021			Y		Y							Y						Y					Y						
		EPA 1625	MLA-021																						Y	Y			Y	Y		
		EPA 8270	MLA-021				Y	Y			Y	Y		Y																		
	Benzo[j/k]fluoranthenes	AXYS MLA-021	MLA-021												Y						Y											
	Benzo[k]fluoranthene	AXYS MLA-021	MLA-021					Y													Y					Y						
		EPA 1625	MLA-021																						Y	Y			Y	Y		Y
		EPA 8270	MLA-021					Y			Y			Y																		
	Biphenyl	AXYS MLA-021	MLA-021			Y															Y											
	C1-Acenaphthenes	AXYS MLA-021	MLA-021			Y															Y											
	C1-Benz(a)anthracenes/chrysenes	AXYS MLA-021	MLA-021			Y															Y											
	C1-Benzofluoranthenes/ Benzopyrenes	AXYS MLA-021	MLA-021			Y															Y											
	C1-Biphenyls	AXYS MLA-021	MLA-021			Y															Y											
	C1-Dibenzothiophene	AXYS MLA-021	MLA-021			Y															Y											
	C1-Fluoranthenes/Pyrenes	AXYS MLA-021	MLA-021			Y															Y											
	C1-Fluorenes	AXYS MLA-021	MLA-021			Y															Y											
	C1-Naphthalenes	AXYS MLA-021	MLA-021			Y															Y											
	C1-Phenanthrenes/Anthracenes	AXYS MLA-021	MLA-021			Y															Y											
	C2-Benz(a)anthracenes/Chrysenes	AXYS MLA-021	MLA-021			Y															Y											
	C2-Benzofluoranthenes/ Benzopyrenes	AXYS MLA-021	MLA-021			Y															Y											
	C2-Biphenyls	AXYS MLA-021	MLA-021			Y															Y											
	C2-Dibenzothiophene	AXYS MLA-021	MLA-021			Y															Y											
	C2-Fluoranthenes/Pyrenes	AXYS MLA-021	MLA-021			Y															Y											
	C2-Fluorenes	AXYS MLA-021	MLA-021			Y															Y											
	C2-Naphthalenes	AXYS MLA-021	MLA-021			Y															Y											
	C2-Phenanthrenes/Anthracenes	AXYS MLA-021	MLA-021			Y															Y											
	C3-Benz(a)anthracenes/Chrysenes	AXYS MLA-021	MLA-021			Y															Y											
	C3-Dibenzothiophene	AXYS MLA-021	MLA-021			Y															Y											
	C3-Fluoranthenes/Pyrenes	AXYS MLA-021	MLA-021			Y															Y											
	C3-Fluorenes	AXYS MLA-021	MLA-021			Y															Y											

AXYS Analytical Services Ltd - Detailed Accreditation Listing
file ref.: ACC-101 Rev.13

				Matrix and accrediting body																												
				Pulp	Serum	Solids									Tissue					Urine	Water	Water, Drinking			Water, Non-Potable							
Compound Class	Compound	Accredited Method ID	AXYS Method ID	CALA	CALA	CALA	California DPH	Florida DOH	Minnesota DOH	New Jersey DEP	New York DOH	Virginia DGS	Washington DE	Maine DOH	CALA	Florida DOH	Minnesota DOH	New Jersey DEP	Virginia DGS	CALA	CALA	Florida DOH	Minnesota DOH	New Jersey DEP	California DPH	Florida DOH	Minnesota DOH	New Jersey DEP	New York DOH	Virginia DGS	Washington DE	Maine DOH
	C3-Naphthalenes	AXYS MLA-021	MLA-021			Y															Y											
	C3-Phenanthrenes/Anthracenes	AXYS MLA-021	MLA-021			Y															Y											
	C4-Benz(a)anthracenes/Chrysenes	AXYS MLA-021	MLA-021			Y															Y											
	C4-Dibenzothiophene	AXYS MLA-021	MLA-021			Y															Y											
	C4-Fluoranthenes/Pyrenes	AXYS MLA-021	MLA-021			Y															Y											
	C4-Naphthalenes	AXYS MLA-021	MLA-021			Y															Y											
	C4-Phenanthrenes/Anthracenes	AXYS MLA-021	MLA-021			Y															Y											
	Chrysene	AXYS MLA-021	MLA-021			Y		Y							Y						Y					Y						
		EPA 1625	MLA-021																						Y	Y			Y	Y		
		EPA 8270	MLA-021				Y	Y			Y	Y		Y																			
	Dibenz[ah]anthracene	AXYS MLA-021	MLA-021			Y									Y						Y											
	Dibenzo[ah]anthracene	AXYS MLA-021	MLA-021					Y																		Y						
		EPA 1625	MLA-021																						Y	Y			Y	Y		
		EPA 8270	MLA-021				Y	Y			Y	Y		Y																			
	Dibenzothiophene	AXYS MLA-021	MLA-021			Y															Y											
	Fluoranthene	AXYS MLA-021	MLA-021			Y		Y							Y						Y					Y						
		EPA 1625	MLA-021																						Y	Y			Y	Y		
		EPA 8270	MLA-021				Y	Y			Y	Y		Y																			
	Fluorene	AXYS MLA-021	MLA-021			Y		Y							Y						Y					Y						
		EPA 1625	MLA-021																						Y	Y			Y	Y		
		EPA 8270	MLA-021				Y	Y			Y	Y		Y																			
	Indeno[1,2,3-cd]pyrene	AXYS MLA-021	MLA-021			Y		Y							Y						Y					Y						
		EPA 1625	MLA-021																						Y	Y			Y	Y		
		EPA 8270	MLA-021				Y	Y			Y	Y		Y																			
	Naphthalene	AXYS MLA-021	MLA-021			Y		Y							Y						Y					Y						
		EPA 1625	MLA-021																						Y	Y			Y	Y		
		EPA 8270	MLA-021				Y	Y			Y	Y		Y																			
	Perylene	AXYS MLA-021	MLA-021			Y									Y						Y											
	Phenanthrene	AXYS MLA-021	MLA-021			Y		Y							Y						Y					Y						
		EPA 1625	MLA-021																						Y	Y			Y	Y		
		EPA 8270	MLA-021				Y	Y			Y	Y		Y																			
	Pyrene	AXYS MLA-021	MLA-021			Y		Y							Y						Y					Y						
		EPA 1625	MLA-021																						Y	Y			Y	Y		
		EPA 8270	MLA-021				Y	Y			Y	Y		Y																			
	Retene	AXYS MLA-021	MLA-021			Y															Y											
Parabens	Benzylparaben (Benzyl 4-hydroxybenzoate)	AXYS MLA-064	MLA-064																	Y											
	Butylparaben (n-Butyl 4-hydroxybenzoate and isobutyl 4-hydroxybenzoate)	AXYS MLA-064	MLA-064																	Y											
	Ethylparaben (Ethyl 4-hydroxybenzoate)	AXYS MLA-064	MLA-064																	Y											

AXYS Analytical Services Ltd - Detailed Accreditation Listing
file ref.: ACC-101 Rev.13

				Matrix and accrediting body																												
				Pulp	Serum	Solids								Tissue					Urine	Water	Water, Drinking			Water, Non-Potable								
Compound Class	Compound	Accredited Method ID	AXYS Method ID	CALA	CALA	CALA	California DPH	Florida DOH	Minnesota DOH	New Jersey DEP	New York DOH	Virginia DGS	Washington DE	Maine DOH	CALA	Florida DOH	Minnesota DOH	New Jersey DEP	Virginia DGS	CALA	CALA	Florida DOH	Minnesota DOH	New Jersey DEP	California DPH	Florida DOH	Minnesota DOH	New Jersey DEP	New York DOH	Virginia DGS	Washington DE	Maine DOH
	Isopropylparaben (Isopropyl 4-hydroxybenzoate)	AXYS MLA-064	MLA-064																	Y												
	Methylparaben (Methyl 4-hydroxybenzoate)	AXYS MLA-064	MLA-064																	Y												
	n-Propylparaben (Propyl 4-hydroxybenzoate)	AXYS MLA-064	MLA-064																	Y												
PBDPE	BDE 10 2,6-dibromodiphenylether	EPA 1614	MLA-033																													Y
		AXYS MLA-033	MLA-033		Y	Y									Y						Y											
	BDE 100 2,2',4,4',6-pentabromodiphenylether	EPA 1614	MLA-033																													Y
		AXYS MLA-033	MLA-033		Y	Y									Y						Y											
	BDE 105 2,3,3',4,4'-pentabromodiphenylether	EPA 1614	MLA-033																													Y
		AXYS MLA-033	MLA-033		Y	Y									Y						Y											
	BDE 11 3,3'-dibromodiphenylether	EPA 1614	MLA-033																													Y
		AXYS MLA-033	MLA-033		Y	Y									Y						Y											
	BDE 116 2,3,4,5,6-pentabromodiphenylether	EPA 1614	MLA-033																													Y
		AXYS MLA-033	MLA-033		Y	Y									Y						Y											
	BDE 119 2,3',4,4',6-pentabromodiphenylether	EPA 1614	MLA-033																													Y
		AXYS MLA-033	MLA-033		Y	Y									Y						Y											
	BDE 12 3,4-dibromodiphenylether	EPA 1614	MLA-033																													Y
		AXYS MLA-033	MLA-033		Y	Y									Y						Y											
	BDE 126 3,3',4,4',5-pentabromodiphenylether	EPA 1614	MLA-033																													Y
		AXYS MLA-033	MLA-033		Y	Y									Y						Y											
	BDE 13 3,4'-dibromodiphenylether	EPA 1614	MLA-033																													Y
		AXYS MLA-033	MLA-033		Y	Y									Y						Y											
	BDE 140 2,2',3,4,4',6'-hexabromodiphenylether	EPA 1614	MLA-033																													Y
		AXYS MLA-033	MLA-033		Y	Y									Y						Y											
	BDE 15 4,4'-dibromodiphenylether	EPA 1614	MLA-033																													Y
		AXYS MLA-033	MLA-033		Y	Y									Y						Y											
	BDE 153 2,2',4,4',5,5'-hexabromodiphenylether	EPA 1614	MLA-033																													Y
		AXYS MLA-033	MLA-033		Y	Y									Y						Y											
	BDE 154 2,2',4,4',5',6-hexabromodiphenylether	EPA 1614	MLA-033																													Y
		AXYS MLA-033	MLA-033		Y	Y									Y						Y											
	BDE 155 2,2',4,4',6,6'-hexabromodiphenylether	EPA 1614	MLA-033																													Y
		AXYS MLA-033	MLA-033		Y	Y									Y						Y											
	BDE 166 2,3,4,4',5,6-hexabromodiphenylether	EPA 1614	MLA-033																													Y
		AXYS MLA-033	MLA-033		Y	Y									Y						Y											
	BDE 17 2,2',4-tribromodiphenylether	EPA 1614	MLA-033																													Y
		AXYS MLA-033	MLA-033		Y	Y									Y						Y											
	BDE 181 2,2',3,4,4',5,6-heptabromodiphenylether	EPA 1614	MLA-033																													Y
		AXYS MLA-033	MLA-033		Y	Y									Y						Y											
	BDE 190 2,3,3',4,4',5,6-heptabromodiphenylether	EPA 1614	MLA-033																													Y

AXYS Analytical Services Ltd - Detailed Accreditation Listing
file ref.: ACC-101 Rev.13

				Matrix and accrediting body																												
				Pulp	Serum	Solids								Tissue					Urine	Water	Water, Drinking			Water, Non-Potable								
Compound Class	Compound	Accredited Method ID	AXYS Method ID	CALA	CALA	CALA	California DPH	Florida DOH	Minnesota DOH	New Jersey DEP	New York DOH	Virginia DGS	Washington DE	Maine DOH	CALA	Florida DOH	Minnesota DOH	New Jersey DEP	Virginia DGS	CALA	CALA	Florida DOH	Minnesota DOH	New Jersey DEP	California DPH	Florida DOH	Minnesota DOH	New Jersey DEP	New York DOH	Virginia DGS	Washington DE	Maine DOH
		AXYS MLA-033	MLA-033		Y	Y								Y						Y												
	BDE 206 2,2',3,3',4,4',5,5',6-nonabromodiphenylether	EPA 1614	MLA-033																													Y
		AXYS MLA-033	MLA-033		Y	Y								Y						Y												
	BDE 207 2,2',3,3',4,4',5,6,6'-nonabromodiphenylether	EPA 1614	MLA-033																													Y
		AXYS MLA-033	MLA-033		Y	Y								Y						Y												
	BDE 208 2,2',3,3',4,5,5',6,6'-nonabromodiphenylether	EPA 1614	MLA-033																													Y
		AXYS MLA-033	MLA-033		Y	Y								Y						Y												
	BDE 209 Decabromodiphenylether	EPA 1614	MLA-033																													Y
		AXYS MLA-033	MLA-033		Y	Y								Y						Y												
	BDE 25 2,3',4-tribromodiphenylether	EPA 1614	MLA-033																													Y
		AXYS MLA-033	MLA-033		Y	Y								Y						Y												
	BDE 28 2,4,4'-tribromodiphenylether	EPA 1614	MLA-033																													Y
		AXYS MLA-033	MLA-033		Y	Y								Y						Y												
	BDE 30 2,4,6-tribromodiphenylether	EPA 1614	MLA-033																													Y
		AXYS MLA-033	MLA-033		Y	Y								Y						Y												
	BDE 35 3,3',4-tribromodiphenylether	EPA 1614	MLA-033																													Y
		AXYS MLA-033	MLA-033		Y	Y								Y						Y												
	BDE 37 3,4,4'-tribromodiphenylether	EPA 1614	MLA-033																													Y
		AXYS MLA-033	MLA-033		Y	Y								Y						Y												
	BDE 47 2,2',4,4'-tetrabromodiphenylether	EPA 1614	MLA-033																													Y
		AXYS MLA-033	MLA-033		Y	Y								Y						Y												
	BDE 49 2,2',4,5'-tetrabromodiphenylether	EPA 1614	MLA-033																													Y
		AXYS MLA-033	MLA-033		Y	Y								Y						Y												
	BDE 66 2,3',4,4'-tetrabromodiphenylether	EPA 1614	MLA-033																													Y
		AXYS MLA-033	MLA-033		Y	Y								Y						Y												
	BDE 7 2,4-dibromodiphenylether	EPA 1614	MLA-033																													Y
		AXYS MLA-033	MLA-033		Y	Y								Y						Y												
	BDE 75 2,4,4',6-tetrabromodiphenylether	EPA 1614	MLA-033																													Y
		AXYS MLA-033	MLA-033		Y	Y								Y						Y												
	BDE 77 3,3',4,4'-tetrabromodiphenylether	EPA 1614	MLA-033																													Y
		AXYS MLA-033	MLA-033		Y	Y								Y						Y												
	BDE 8 2,4'-dibromodiphenylether	EPA 1614	MLA-033																													Y
		AXYS MLA-033	MLA-033		Y	Y								Y						Y												
	BDE 85 2,2',3,4,4'-pentabromodiphenylether	EPA 1614	MLA-033																													Y
		AXYS MLA-033	MLA-033		Y	Y								Y						Y												
	BDE 99 2,2',4,4',5-pentabromodiphenylether	EPA 1614	MLA-033																													Y
		AXYS MLA-033	MLA-033		Y	Y								Y						Y												
	BDE-183 2,2',3,4,4',5',6-heptabromodiphenylether	EPA 1614	MLA-033																													Y

AXYS Analytical Services Ltd - Detailed Accreditation Listing
file ref.: ACC-101 Rev.13

				Matrix and accrediting body																												
				Pulp	Serum	Solids									Tissue					Urine	Water	Water, Drinking			Water, Non-Potable							
Compound Class	Compound	Accredited Method ID	AXYS Method ID	CALA	CALA	CALA	California DPH	Florida DOH	Minnesota DOH	New Jersey DEP	New York DOH	Virginia DGS	Washington DE	Maine DOH	CALA	Florida DOH	Minnesota DOH	New Jersey DEP	Virginia DGS	CALA	CALA	Florida DOH	Minnesota DOH	New Jersey DEP	California DPH	Florida DOH	Minnesota DOH	New Jersey DEP	New York DOH	Virginia DGS	Washington DE	Maine DOH
		AXYS MLA-033	MLA-033		Y	Y								Y						Y											
	BDE-33 2',3,4-tribromodiphenylether	EPA 1614	MLA-033																												Y
		AXYS MLA-033	MLA-033		Y	Y								Y						Y											
PCB	PCB 1 2-Chlorobiphenyl	EPA 1668	MLA-010					Y		Y	Y	Y	Y	Y											Y		Y	Y	Y	Y	
		AXYS MLA-010	MLA-010		Y	Y		Y							Y						Y				Y							
	PCB 10 2,6-Dichlorobiphenyl	EPA 1668	MLA-010					Y			Y	Y	Y												Y			Y	Y	Y	
		AXYS MLA-010	MLA-010		Y	Y		Y							Y						Y				Y							
	PCB 100 2,2',4,4',6-Pentachlorobiphenyl	EPA 1668	MLA-010					Y			Y	Y	Y	Y											Y			Y	Y	Y	
		AXYS MLA-010	MLA-010		Y	Y		Y							Y						Y				Y							
	PCB 101 2,2',4,5,5'-Pentachlorobiphenyl	EPA 1668	MLA-010					Y		Y	Y	Y	Y	Y											Y		Y	Y	Y	Y	
		AXYS MLA-010	MLA-010		Y	Y		Y							Y						Y				Y							
	PCB 101/90/89	AXYS MLA-007	MLA-007			Y									Y						Y											
	PCB 102 2,2',4,5,6'-Pentachlorobiphenyl	EPA 1668	MLA-010					Y			Y	Y	Y	Y											Y			Y	Y	Y	
		AXYS MLA-010	MLA-010		Y	Y		Y							Y						Y				Y							
	PCB 103 2,2',4,5',6-Pentachlorobiphenyl	EPA 1668	MLA-010					Y			Y	Y	Y	Y											Y			Y	Y	Y	
		AXYS MLA-010	MLA-010		Y	Y		Y							Y						Y				Y							
	PCB 104 2,2',4,6,6'-Pentachlorobiphenyl	EPA 1668	MLA-010					Y		Y	Y	Y	Y	Y											Y		Y	Y	Y	Y	
		AXYS MLA-010	MLA-010		Y	Y		Y							Y						Y				Y							
	PCB 105 2,3,3',4,4'-Pentachlorobiphenyl	EPA 1668	MLA-010					Y		Y	Y	Y	Y	Y											Y		Y	Y	Y	Y	
		AXYS MLA-010	MLA-010		Y	Y		Y							Y						Y				Y							
	PCB 105/127	AXYS MLA-007	MLA-007			Y									Y						Y											
	PCB 106 2,3,3',4,5-Pentachlorobiphenyl	EPA 1668	MLA-010					Y			Y	Y	Y	Y											Y			Y	Y	Y	
		AXYS MLA-010	MLA-010		Y	Y		Y							Y						Y				Y							
	PCB 107 2,3,3',4',5-Pentachlorobiphenyl	EPA 1668	MLA-010					Y			Y	Y	Y	Y											Y			Y	Y	Y	
		AXYS MLA-010	MLA-010		Y	Y		Y							Y						Y				Y							
	PCB 107/109	AXYS MLA-007	MLA-007			Y									Y						Y											
	PCB 108 2,3,3',4,5'-Pentachlorobiphenyl	EPA 1668	MLA-010					Y			Y	Y	Y	Y											Y			Y	Y	Y	
		AXYS MLA-010	MLA-010		Y	Y		Y							Y						Y				Y							
	PCB 109 2,3,3',4,6-Pentachlorobiphenyl	EPA 1668	MLA-010					Y		Y	Y	Y	Y	Y											Y		Y	Y	Y	Y	
		AXYS MLA-010	MLA-010		Y	Y		Y							Y						Y				Y							
	PCB 11 3,3'-Dichlorobiphenyl	EPA 1668	MLA-010					Y			Y	Y	Y	Y											Y			Y	Y	Y	
		AXYS MLA-010	MLA-010		Y	Y		Y							Y						Y				Y							
	PCB 110 2,3,3',4',6-Pentachlorobiphenyl	AXYS MLA-007	MLA-007			Y									Y						Y											
		EPA 1668	MLA-010					Y			Y	Y	Y	Y											Y			Y	Y	Y	
		AXYS MLA-010	MLA-010		Y	Y		Y							Y						Y				Y							
	PCB 111 2,3,3',5,5'-Pentachlorobiphenyl	EPA 1668	MLA-010					Y			Y	Y	Y	Y											Y			Y	Y	Y	
		AXYS MLA-010	MLA-010		Y	Y		Y							Y						Y				Y							
	PCB 112 2,3,3',5,6-Pentachlorobiphenyl	EPA 1668	MLA-010					Y			Y	Y	Y	Y											Y			Y	Y	Y	

AXYS Analytical Services Ltd - Detailed Accreditation Listing
file ref.: ACC-101 Rev.13

Compound Class	Compound	Accredited Method ID	AXYS Method ID	Matrix and accrediting body																										
				Pulp	Serum	Solids								Tissue					Urine	Water	Water, Drinking			Water, Non-Potable						
				CALA	CALA	CALA	California DPH	Florida DOH	Minnesota DOH	New Jersey DEP	New York DOH	Virginia DGS	Washington DE	Maine DOH	CALA	Florida DOH	Minnesota DOH	New Jersey DEP	Virginia DGS	CALA	CALA	Florida DOH	Minnesota DOH	New Jersey DEP	California DPH	Florida DOH	Minnesota DOH	New Jersey DEP	New York DOH	Virginia DGS	Washington DE	Maine DOH
		AXYS MLA-010	MLA-010		Y	Y		Y						Y						Y					Y						
	PCB 113 2,3,3',5',6-Pentachlorobiphenyl	EPA 1668	MLA-010					Y			Y	Y	Y	Y											Y			Y	Y	Y
		AXYS MLA-010	MLA-010		Y	Y		Y						Y						Y					Y						
	PCB 114 2,3,4,4',5-Pentachlorobiphenyl	EPA 1668	MLA-010					Y		Y	Y	Y	Y	Y											Y		Y	Y	Y	Y
		AXYS MLA-010	MLA-010		Y	Y		Y						Y						Y					Y						
	PCB 115 2,3,4,4',6-Pentachlorobiphenyl	EPA 1668	MLA-010					Y			Y	Y	Y	Y											Y			Y	Y	Y
		AXYS MLA-010	MLA-010		Y	Y		Y						Y						Y					Y						
	PCB 116 2,3,4,5,6-Pentachlorobiphenyl	EPA 1668	MLA-010					Y			Y	Y	Y	Y											Y			Y	Y	Y
		AXYS MLA-010	MLA-010		Y	Y		Y						Y						Y					Y						
	PCB 117 2,3,4',5,6-Pentachlorobiphenyl	EPA 1668	MLA-010					Y			Y	Y	Y	Y											Y			Y	Y	Y
		AXYS MLA-010	MLA-010		Y	Y		Y						Y						Y					Y						
	PCB 118 2,3',4,4',5-Pentachlorobiphenyl	AXYS MLA-901	MLA-901		Y																										
		EPA 1668	MLA-010					Y		Y	Y	Y	Y	Y											Y		Y	Y	Y	Y
		AXYS MLA-010	MLA-010		Y	Y		Y						Y						Y					Y						
	PCB 118/116	AXYS MLA-007	MLA-007			Y								Y						Y											
	PCB 119 2,3',4,4',6-Pentachlorobiphenyl	EPA 1668	MLA-010					Y			Y	Y	Y	Y											Y			Y	Y	Y
		AXYS MLA-010	MLA-010		Y	Y		Y						Y						Y					Y						
	PCB 12 3,4-Dichlorobiphenyl	EPA 1668	MLA-010					Y			Y	Y	Y	Y											Y			Y	Y	Y
		AXYS MLA-010	MLA-010		Y	Y		Y						Y						Y					Y						
	PCB 120 2,3',4,5,5'-Pentachlorobiphenyl	EPA 1668	MLA-010					Y			Y	Y	Y	Y											Y			Y	Y	Y
		AXYS MLA-010	MLA-010		Y	Y		Y						Y						Y					Y						
	PCB 121 2,3',4,5',6-Pentachlorobiphenyl	EPA 1668	MLA-010					Y			Y	Y	Y	Y											Y			Y	Y	Y
		AXYS MLA-010	MLA-010		Y	Y		Y						Y						Y					Y						
	PCB 122 2,3,3',4',5'-Pentachlorobiphenyl	EPA 1668	MLA-010					Y			Y	Y	Y	Y											Y			Y	Y	Y
		AXYS MLA-010	MLA-010		Y	Y		Y						Y						Y					Y						
	PCB 123 2,3',4,4',5'-Pentachlorobiphenyl	EPA 1668	MLA-010					Y		Y	Y	Y	Y	Y											Y		Y	Y	Y	Y
		AXYS MLA-010	MLA-010		Y	Y		Y						Y						Y					Y						
	PCB 124 2,3',4',5,5'-Pentachlorobiphenyl	EPA 1668	MLA-010					Y		Y	Y	Y	Y	Y											Y		Y	Y	Y	Y
		AXYS MLA-010	MLA-010		Y	Y		Y						Y						Y					Y						
	PCB 125 2,3',4',5',6-Pentachlorobiphenyl	EPA 1668	MLA-010					Y			Y	Y	Y	Y											Y			Y	Y	Y
		AXYS MLA-010	MLA-010		Y	Y		Y						Y						Y					Y						
	PCB 126 3,3',4,4',5-Pentachlorobiphenyl	AXYS MLA-007	MLA-007			Y								Y						Y											
		EPA 1668	MLA-010					Y		Y	Y	Y	Y	Y											Y		Y	Y	Y	Y
		AXYS MLA-010	MLA-010		Y	Y		Y						Y						Y					Y						
	PCB 127 3,3',4,5,5'-Pentachlorobiphenyl	EPA 1668	MLA-010					Y			Y	Y	Y	Y											Y			Y	Y	Y
		AXYS MLA-010	MLA-010		Y	Y		Y						Y						Y					Y						
	PCB 128 2,2',3,3',4,4'-Hexachlorobiphenyl	AXYS MLA-007	MLA-007			Y								Y						Y											
		EPA 1668	MLA-010					Y			Y	Y	Y	Y											Y			Y	Y	Y

AXYS Analytical Services Ltd - Detailed Accreditation Listing
file ref.: ACC-101 Rev.13

				Matrix and accrediting body																												
				Pulp	Serum	Solids									Tissue					Urine	Water	Water, Drinking			Water, Non-Potable							
Compound Class	Compound	Accredited Method ID	AXYS Method ID	CALA	CALA	CALA	California DPH	Florida DOH	Minnesota DOH	New Jersey DEP	New York DOH	Virginia DGS	Washington DE	Maine DOH	CALA	Florida DOH	Minnesota DOH	New Jersey DEP	Virginia DGS	CALA	CALA	Florida DOH	Minnesota DOH	New Jersey DEP	California DPH	Florida DOH	Minnesota DOH	New Jersey DEP	New York DOH	Virginia DGS	Washington DE	Maine DOH
		AXYS MLA-010	MLA-010		Y	Y		Y						Y						Y					Y						
	PCB 129 2,2',3,3',4,5-Hexachlorobiphenyl	AXYS MLA-007	MLA-007			Y									Y						Y											
		EPA 1668	MLA-010					Y			Y	Y	Y	Y												Y			Y	Y	Y	
		AXYS MLA-010	MLA-010		Y	Y		Y							Y						Y					Y						
	PCB 13 3,4'-Dichlorobiphenyl	EPA 1668	MLA-010					Y			Y	Y	Y	Y												Y			Y	Y	Y	
		AXYS MLA-010	MLA-010		Y	Y		Y							Y						Y					Y						
	PCB 130 2,2',3,3',4,5'-Hexachlorobiphenyl	AXYS MLA-007	MLA-007			Y									Y						Y											
		EPA 1668	MLA-010					Y			Y	Y	Y													Y			Y	Y	Y	
		AXYS MLA-010	MLA-010		Y	Y		Y							Y						Y					Y						
	PCB 131 2,2',3,3',4,6-Hexachlorobiphenyl	EPA 1668	MLA-010					Y			Y	Y	Y	Y												Y			Y	Y	Y	
		AXYS MLA-010	MLA-010		Y	Y		Y							Y						Y					Y						
	PCB 131/142	AXYS MLA-007	MLA-007			Y									Y						Y											
	PCB 132 2,2',3,3',4,6'-Hexachlorobiphenyl	EPA 1668	MLA-010					Y			Y	Y	Y	Y												Y			Y	Y	Y	
		AXYS MLA-010	MLA-010		Y	Y		Y							Y						Y					Y						
	PCB 133 2,2',3,3',5,5'-Hexachlorobiphenyl	EPA 1668	MLA-010					Y			Y	Y	Y	Y												Y			Y	Y	Y	
		AXYS MLA-010	MLA-010		Y	Y		Y							Y						Y					Y						
	PCB 134 2,2',3,3',5,6-Hexachlorobiphenyl	EPA 1668	MLA-010					Y			Y	Y	Y	Y												Y			Y	Y	Y	
		AXYS MLA-010	MLA-010		Y	Y		Y							Y						Y					Y						
	PCB 134/143	AXYS MLA-007	MLA-007			Y									Y						Y											
	PCB 135 2,2',3,3',5,6'-Hexachlorobiphenyl	EPA 1668	MLA-010					Y			Y	Y	Y	Y												Y			Y	Y	Y	
		AXYS MLA-010	MLA-010		Y	Y		Y							Y						Y					Y						
	PCB 136 2,2',3,3',6,6'-Hexachlorobiphenyl	AXYS MLA-007	MLA-007			Y									Y						Y											
		EPA 1668	MLA-010					Y			Y	Y	Y	Y												Y			Y	Y	Y	
		AXYS MLA-010	MLA-010		Y	Y		Y							Y						Y					Y						
	PCB 137 2,2',3,4,4',5-Hexachlorobiphenyl	AXYS MLA-007	MLA-007			Y									Y						Y											
		EPA 1668	MLA-010					Y			Y	Y	Y	Y												Y			Y	Y	Y	
		AXYS MLA-010	MLA-010		Y	Y		Y							Y						Y					Y						
	PCB 138 2,2',3,4,4',5'-Hexachlorobiphenyl	AXYS MLA-901	MLA-901		Y																											
		EPA 1668	MLA-010					Y		Y	Y	Y	Y	Y												Y		Y	Y	Y	Y	
		AXYS MLA-010	MLA-010		Y	Y		Y							Y						Y					Y						
	PCB 138/163/164	AXYS MLA-007	MLA-007			Y									Y						Y											
	PCB 139 2,2',3,4,4',6-Hexachlorobiphenyl	EPA 1668	MLA-010					Y			Y	Y	Y	Y												Y			Y	Y	Y	
		AXYS MLA-010	MLA-010		Y	Y		Y							Y						Y					Y						
	PCB 14 3,5-Dichlorobiphenyl	EPA 1668	MLA-010					Y			Y	Y	Y	Y												Y			Y	Y	Y	
		AXYS MLA-010	MLA-010		Y	Y		Y							Y						Y					Y						
	PCB 140 2,2',3,4,4',6'-Hexachlorobiphenyl	EPA 1668	MLA-010					Y			Y	Y	Y	Y												Y			Y	Y	Y	
		AXYS MLA-010	MLA-010		Y	Y		Y							Y						Y					Y						
	PCB 141 2,2',3,4,5,5'-Hexachlorobiphenyl	EPA 1668	MLA-010					Y		Y	Y	Y	Y	Y												Y		Y	Y	Y	Y	

AXYS Analytical Services Ltd - Detailed Accreditation Listing
file ref.: ACC-101 Rev.13

Compound Class	Compound	Accredited Method ID	AXYS Method ID	Matrix and accrediting body																								
				Pulp	Serum	Solids								Tissue					Urine	Water	Water, Drinking			Water, Non-Potable					
				CALA	CALA	CALA	California DPH	Florida DOH	Minnesota DOH	New Jersey DEP	New York DOH	Virginia DGS	Washington DE	Maine DOH	CALA	Florida DOH	Minnesota DOH	New Jersey DEP	Virginia DGS	CALA	CALA	Florida DOH	Minnesota DOH	New Jersey DEP	California DPH	Florida DOH	Minnesota DOH	New Jersey DEP	New York DOH	Virginia DGS	Washington DE	Maine DOH
		AXYS MLA-010	MLA-010		Y	Y		Y						Y						Y					Y						
	PCB 142 2,2',3,4,5,6-Hexachlorobiphenyl	EPA 1668	MLA-010					Y			Y	Y	Y	Y											Y			Y	Y	Y	
		AXYS MLA-010	MLA-010		Y	Y		Y												Y					Y						
	PCB 143 2,2',3,4,5,6'-Hexachlorobiphenyl	EPA 1668	MLA-010					Y			Y	Y	Y	Y											Y			Y	Y	Y	
		AXYS MLA-010	MLA-010		Y	Y		Y												Y					Y						
	PCB 144 2,2',3,4,5',6-Hexachlorobiphenyl	EPA 1668	MLA-010					Y			Y	Y	Y	Y											Y			Y	Y	Y	
		AXYS MLA-010	MLA-010		Y	Y		Y												Y					Y						
	PCB 144/135	AXYS MLA-007	MLA-007			Y									Y																
	PCB 145 2,2',3,4,6,6'-Hexachlorobiphenyl	EPA 1668	MLA-010					Y			Y	Y	Y	Y											Y			Y	Y	Y	
		AXYS MLA-010	MLA-010		Y	Y		Y												Y					Y						
	PCB 146 2,2',3,4',5,5'-Hexachlorobiphenyl	AXYS MLA-007	MLA-007			Y									Y																
		AXYS MLA-901	MLA-901		Y																										
		EPA 1668	MLA-010					Y			Y	Y	Y	Y											Y			Y	Y	Y	
		AXYS MLA-010	MLA-010		Y	Y		Y												Y					Y						
	PCB 147 2,2',3,4',5,6-Hexachlorobiphenyl	EPA 1668	MLA-010					Y			Y	Y	Y	Y											Y			Y	Y	Y	
		AXYS MLA-010	MLA-010		Y	Y		Y												Y					Y						
	PCB 148 2,2',3,4',5,6'-Hexachlorobiphenyl	EPA 1668	MLA-010					Y			Y	Y	Y	Y											Y			Y	Y	Y	
		AXYS MLA-010	MLA-010		Y	Y		Y												Y					Y						
	PCB 149 2,2',3,4',5',6-Hexachlorobiphenyl	EPA 1668	MLA-010					Y			Y	Y	Y	Y											Y			Y	Y	Y	
		AXYS MLA-010	MLA-010		Y	Y		Y												Y					Y						
	PCB 149/139	AXYS MLA-007	MLA-007			Y									Y																
	PCB 15 4,4'-Dichlorobiphenyl	AXYS MLA-007	MLA-007			Y									Y																
		EPA 1668	MLA-010					Y		Y	Y	Y	Y	Y											Y		Y	Y	Y	Y	
		AXYS MLA-010	MLA-010		Y	Y		Y												Y					Y						
	PCB 150 2,2',3,4',6,6'-Hexachlorobiphenyl	EPA 1668	MLA-010					Y			Y	Y	Y	Y											Y			Y	Y	Y	
		AXYS MLA-010	MLA-010		Y	Y		Y												Y					Y						
	PCB 151 2,2',3,5,5',6-Hexachlorobiphenyl	AXYS MLA-007	MLA-007			Y									Y																
		EPA 1668	MLA-010					Y		Y	Y	Y	Y	Y											Y		Y	Y	Y	Y	
		AXYS MLA-010	MLA-010		Y	Y		Y												Y					Y						
	PCB 152 2,2',3,5,6,6'-Hexachlorobiphenyl	EPA 1668	MLA-010					Y			Y	Y	Y	Y											Y			Y	Y	Y	
		AXYS MLA-010	MLA-010		Y	Y		Y												Y					Y						
	PCB 153 2,2',4,4',5,5'-Hexachlorobiphenyl	AXYS MLA-007	MLA-007			Y									Y																
		AXYS MLA-901	MLA-901		Y																										
		EPA 1668	MLA-010					Y		Y	Y	Y	Y	Y											Y		Y	Y	Y	Y	
		AXYS MLA-010	MLA-010		Y	Y		Y												Y					Y						
	PCB 154 2,2',4,4',5,6'-Hexachlorobiphenyl	EPA 1668	MLA-010					Y			Y	Y	Y	Y											Y			Y	Y	Y	
		AXYS MLA-010	MLA-010		Y	Y		Y												Y					Y						
	PCB 155 2,2',4,4',6,6'-Hexachlorobiphenyl	EPA 1668	MLA-010					Y		Y	Y	Y	Y	Y											Y		Y	Y	Y	Y	

AXYS Analytical Services Ltd - Detailed Accreditation Listing
file ref.: ACC-101 Rev.13

				Matrix and accrediting body																												
				Pulp	Serum	Solids									Tissue					Urine	Water	Water, Drinking			Water, Non-Potable							
Compound Class	Compound	Accredited Method ID	AXYS Method ID	CALA	CALA	CALA	California DPH	Florida DOH	Minnesota DOH	New Jersey DEP	New York DOH	Virginia DGS	Washington DE	Maine DOH	CALA	Florida DOH	Minnesota DOH	New Jersey DEP	Virginia DGS	CALA	CALA	Florida DOH	Minnesota DOH	New Jersey DEP	California DPH	Florida DOH	Minnesota DOH	New Jersey DEP	New York DOH	Virginia DGS	Washington DE	Maine DOH
		AXYS MLA-010	MLA-010		Y	Y		Y						Y						Y					Y						
	PCB 156 2,3,3',4,4',5-Hexachlorobiphenyl	AXYS MLA-007	MLA-007			Y									Y						Y											
		AXYS MLA-901	MLA-901		Y																											
		EPA 1668	MLA-010					Y		Y	Y	Y	Y	Y												Y		Y	Y	Y	Y	
		AXYS MLA-010	MLA-010		Y	Y		Y							Y						Y					Y						
	PCB 157 2,3,3',4,4',5'-Hexachlorobiphenyl	AXYS MLA-007	MLA-007			Y									Y						Y											
		EPA 1668	MLA-010					Y		Y	Y	Y	Y	Y												Y		Y	Y	Y	Y	
		AXYS MLA-010	MLA-010		Y	Y		Y							Y						Y					Y						
	PCB 158 2,3,3',4,4',6-Hexachlorobiphenyl	EPA 1668	MLA-010					Y			Y	Y	Y	Y												Y			Y	Y	Y	
		AXYS MLA-010	MLA-010		Y	Y		Y							Y						Y					Y						
	PCB 158/160	AXYS MLA-007	MLA-007			Y									Y						Y											
	PCB 159 2,3,3',4,5,5'-Hexachlorobiphenyl	AXYS MLA-007	MLA-007			Y									Y						Y											
		EPA 1668	MLA-010					Y			Y	Y	Y	Y												Y			Y	Y	Y	
		AXYS MLA-010	MLA-010		Y	Y		Y							Y						Y					Y						
	PCB 16 2,2',3-Trichlorobiphenyl	EPA 1668	MLA-010					Y			Y	Y	Y	Y												Y			Y	Y	Y	
		AXYS MLA-010	MLA-010		Y	Y		Y							Y						Y					Y						
	PCB 16/32	AXYS MLA-007	MLA-007			Y									Y						Y											
	PCB 160 2,3,3',4,5,6-Hexachlorobiphenyl	AXYS MLA-007	MLA-007			Y									Y						Y											
		EPA 1668	MLA-010					Y			Y	Y	Y	Y												Y			Y	Y	Y	
		AXYS MLA-010	MLA-010		Y	Y		Y							Y						Y					Y						
	PCB 161 2,3,3',4,5',6-Hexachlorobiphenyl	AXYS MLA-007	MLA-007			Y									Y						Y											
		EPA 1668	MLA-010					Y			Y	Y	Y	Y												Y			Y	Y	Y	
		AXYS MLA-010	MLA-010		Y	Y		Y							Y						Y					Y						
	PCB 162 2,3,3',4',5,5'-Hexachlorobiphenyl	EPA 1668	MLA-010					Y			Y	Y	Y	Y												Y			Y	Y	Y	
		AXYS MLA-010	MLA-010		Y	Y		Y							Y						Y					Y						
	PCB 163 2,3,3',4',5,6-Hexachlorobiphenyl	EPA 1668	MLA-010					Y			Y	Y	Y	Y												Y			Y	Y	Y	
		AXYS MLA-010	MLA-010		Y	Y		Y							Y						Y					Y						
	PCB 164 2,3,3',4',5',6-Hexachlorobiphenyl	EPA 1668	MLA-010					Y			Y	Y	Y	Y												Y			Y	Y	Y	
		AXYS MLA-010	MLA-010		Y	Y		Y							Y						Y					Y						
	PCB 165 2,3,3',5,5',6-Hexachlorobiphenyl	EPA 1668	MLA-010					Y			Y	Y	Y	Y												Y			Y	Y	Y	
		AXYS MLA-010	MLA-010		Y	Y		Y							Y						Y					Y						
	PCB 166 2,3,4,4',5,6-Hexachlorobiphenyl	EPA 1668	MLA-010					Y			Y	Y	Y	Y												Y			Y	Y	Y	
		AXYS MLA-010	MLA-010		Y	Y		Y							Y						Y					Y						
	PCB 167 2,3',4,4',5,5'-Hexachlorobiphenyl	EPA 1668	MLA-010					Y		Y	Y	Y	Y	Y												Y		Y	Y	Y	Y	
		AXYS MLA-010	MLA-010		Y	Y		Y							Y						Y					Y						
	PCB 168 2,3',4,4',5',6-Hexachlorobiphenyl	EPA 1668	MLA-010					Y			Y	Y	Y	Y												Y			Y	Y	Y	
		AXYS MLA-010	MLA-010		Y	Y		Y							Y						Y					Y						
	PCB 169 3,3',4,4',5,5'-Hexachlorobiphenyl	AXYS MLA-007	MLA-007			Y									Y						Y											

AXYS Analytical Services Ltd - Detailed Accreditation Listing
file ref.: ACC-101 Rev.13

				Matrix and accrediting body																														
				Pulp	Serum	Solids									Tissue					Urine	Water	Water, Drinking			Water, Non-Potable									
Compound Class	Compound	Accredited Method ID	AXYS Method ID	CALA	CALA	CALA	California DPH	Florida DOH	Minnesota DOH	New Jersey DEP	New York DOH	Virginia DGS	Washington DE	Maine DOH	CALA	Florida DOH	Minnesota DOH	New Jersey DEP	Virginia DGS	CALA	CALA	Florida DOH	Minnesota DOH	New Jersey DEP	California DPH	Florida DOH	Minnesota DOH	New Jersey DEP	New York DOH	Virginia DGS	Washington DE	Maine DOH			
		EPA 1668	MLA-010					Y		Y	Y	Y	Y	Y												Y		Y	Y	Y	Y			
		AXYS MLA-010	MLA-010		Y	Y		Y													Y					Y								
	PCB 17 2,2',4-Trichlorobiphenyl	AXYS MLA-007	MLA-007			Y									Y						Y													
		EPA 1668	MLA-010					Y			Y	Y	Y	Y												Y			Y	Y	Y			
		AXYS MLA-010	MLA-010		Y	Y		Y													Y					Y								
	PCB 170 2,2',3,3',4,4',5-Heptachlorobiphenyl	AXYS MLA-901	MLA-901		Y																													
		EPA 1668	MLA-010					Y		Y	Y	Y	Y	Y												Y		Y	Y	Y	Y			
		AXYS MLA-010	MLA-010		Y	Y		Y													Y					Y								
	PCB 170/190	AXYS MLA-007	MLA-007			Y									Y						Y													
	PCB 171 2,2',3,3',4,4',6-Heptachlorobiphenyl	AXYS MLA-007	MLA-007			Y									Y						Y													
		EPA 1668	MLA-010					Y			Y	Y	Y	Y												Y			Y	Y	Y			
		AXYS MLA-010	MLA-010		Y	Y		Y													Y					Y								
	PCB 172 2,2',3,3',4,5,5'-Heptachlorobiphenyl	EPA 1668	MLA-010					Y			Y	Y	Y													Y			Y	Y	Y			
		AXYS MLA-010	MLA-010		Y	Y		Y													Y					Y								
	PCB 172/192	AXYS MLA-007	MLA-007			Y									Y						Y													
	PCB 173 2,2',3,3',4,5,6-Heptachlorobiphenyl	EPA 1668	MLA-010					Y			Y	Y	Y													Y			Y	Y	Y			
		AXYS MLA-010	MLA-010		Y	Y		Y													Y					Y								
	PCB 174 2,2',3,3',4,5,6'-Heptachlorobiphenyl	EPA 1668	MLA-010					Y			Y	Y	Y	Y												Y			Y	Y	Y			
		AXYS MLA-010	MLA-010		Y	Y		Y													Y					Y								
	PCB 174/181	AXYS MLA-007	MLA-007			Y									Y						Y													
	PCB 175 2,2',3,3',4,5',6-Heptachlorobiphenyl	AXYS MLA-007	MLA-007			Y									Y						Y													
		EPA 1668	MLA-010					Y			Y	Y	Y	Y												Y			Y	Y	Y			
		AXYS MLA-010	MLA-010		Y	Y		Y													Y					Y								
	PCB 176 2,2',3,3',4,6,6'-Heptachlorobiphenyl	AXYS MLA-007	MLA-007			Y									Y						Y													
		EPA 1668	MLA-010					Y			Y	Y	Y	Y												Y			Y	Y	Y			
		AXYS MLA-010	MLA-010		Y	Y		Y													Y					Y								
	PCB 177 2,2',3,3',4,5',6'-Heptachlorobiphenyl	AXYS MLA-007	MLA-007			Y									Y						Y													
		EPA 1668	MLA-010					Y			Y	Y	Y	Y												Y			Y	Y	Y			
		AXYS MLA-010	MLA-010		Y	Y		Y													Y					Y								
	PCB 178 2,2',3,3',5,5',6-Heptachlorobiphenyl	AXYS MLA-007	MLA-007			Y									Y						Y													
		EPA 1668	MLA-010					Y			Y	Y	Y	Y												Y			Y	Y	Y			
		AXYS MLA-010	MLA-010		Y	Y		Y													Y					Y								
	PCB 179 2,2',3,3',5,6,6'-Heptachlorobiphenyl	AXYS MLA-007	MLA-007			Y									Y						Y													
		EPA 1668	MLA-010					Y			Y	Y	Y	Y												Y			Y	Y	Y			
		AXYS MLA-010	MLA-010		Y	Y		Y													Y					Y								
	PCB 18 2,2',5-Trichlorobiphenyl	AXYS MLA-007	MLA-007			Y									Y						Y													
		EPA 1668	MLA-010					Y		Y	Y	Y	Y	Y												Y		Y	Y	Y	Y			
		AXYS MLA-010	MLA-010		Y	Y		Y													Y					Y								

AXYS Analytical Services Ltd - Detailed Accreditation Listing
file ref.: ACC-101 Rev.13

				Matrix and accrediting body																												
				Pulp	Serum	Solids									Tissue					Urine	Water	Water, Drinking			Water, Non-Potable							
Compound Class	Compound	Accredited Method ID	AXYS Method ID	CALA	CALA	CALA	California DPH	Florida DOH	Minnesota DOH	New Jersey DEP	New York DOH	Virginia DGS	Washington DE	Maine DOH	CALA	Florida DOH	Minnesota DOH	New Jersey DEP	Virginia DGS	CALA	CALA	Florida DOH	Minnesota DOH	New Jersey DEP	California DPH	Florida DOH	Minnesota DOH	New Jersey DEP	New York DOH	Virginia DGS	Washington DE	Maine DOH
	PCB 180 2,2',3,4,4',5,5'-Heptachlorobiphenyl	AXYS MLA-007	MLA-007			Y									Y						Y											
		AXYS MLA-901	MLA-901		Y																											
		EPA 1668	MLA-010					Y		Y	Y	Y	Y	Y												Y		Y	Y	Y	Y	
		AXYS MLA-010	MLA-010		Y	Y		Y							Y						Y				Y							
	PCB 181 2,2',3,4,4',5,6-Heptachlorobiphenyl	EPA 1668	MLA-010					Y			Y	Y	Y	Y												Y			Y	Y	Y	
		AXYS MLA-010	MLA-010		Y	Y		Y							Y						Y				Y							
	PCB 182 2,2',3,4,4',5,6'-Heptachlorobiphenyl	EPA 1668	MLA-010					Y			Y	Y	Y	Y												Y			Y	Y	Y	
		AXYS MLA-010	MLA-010		Y	Y		Y							Y						Y				Y							
	PCB 183 2,2',3,4,4',5',6-Heptachlorobiphenyl	AXYS MLA-007	MLA-007			Y									Y						Y											
		EPA 1668	MLA-010					Y		Y	Y	Y	Y	Y												Y		Y	Y	Y	Y	
		AXYS MLA-010	MLA-010		Y	Y		Y							Y						Y				Y							
	PCB 184 2,2',3,4,4',6,6'-Heptachlorobiphenyl	EPA 1668	MLA-010					Y			Y	Y	Y	Y												Y			Y	Y	Y	
		AXYS MLA-010	MLA-010		Y	Y		Y							Y						Y				Y							
	PCB 185 2,2',3,4,5,5',6-Heptachlorobiphenyl	AXYS MLA-007	MLA-007			Y									Y						Y											
		EPA 1668	MLA-010					Y			Y	Y	Y	Y												Y			Y	Y	Y	
		AXYS MLA-010	MLA-010		Y	Y		Y							Y						Y				Y							
	PCB 186 2,2',3,4,5,6,6'-Heptachlorobiphenyl	EPA 1668	MLA-010					Y			Y	Y	Y	Y												Y			Y	Y	Y	
		AXYS MLA-010	MLA-010		Y	Y		Y							Y						Y				Y							
	PCB 187 2,2',3,4',5,5',6-Heptachlorobiphenyl	AXYS MLA-901	MLA-901		Y																											
		EPA 1668	MLA-010					Y		Y	Y	Y	Y	Y												Y		Y	Y	Y	Y	
		AXYS MLA-010	MLA-010		Y	Y		Y							Y						Y				Y							
	PCB 187/182	AXYS MLA-007	MLA-007			Y									Y						Y											
	PCB 188 2,2',3,4',5,6,6'-Heptachlorobiphenyl	EPA 1668	MLA-010					Y		Y	Y	Y	Y	Y												Y		Y	Y	Y	Y	
		AXYS MLA-010	MLA-010		Y	Y		Y							Y						Y				Y							
	PCB 189 2,3,3',4,4',5,5'-Heptachlorobiphenyl	AXYS MLA-007	MLA-007			Y									Y						Y											
		EPA 1668	MLA-010					Y		Y	Y	Y	Y	Y												Y		Y	Y	Y	Y	
		AXYS MLA-010	MLA-010		Y	Y		Y							Y						Y				Y							
	PCB 19 2,2',6-Trichlorobiphenyl	AXYS MLA-007	MLA-007			Y									Y						Y											
		EPA 1668	MLA-010					Y		Y	Y	Y	Y	Y												Y		Y	Y	Y	Y	
		AXYS MLA-010	MLA-010		Y	Y		Y							Y						Y				Y							
	PCB 190 2,3,3',4,4',5,6-Heptachlorobiphenyl	EPA 1668	MLA-010					Y			Y	Y	Y	Y												Y			Y	Y	Y	
		AXYS MLA-010	MLA-010		Y	Y		Y							Y						Y				Y							
	PCB 191 2,3,3',4,4',5',6-Heptachlorobiphenyl	AXYS MLA-007	MLA-007			Y									Y						Y											
		EPA 1668	MLA-010					Y			Y	Y	Y	Y												Y			Y	Y	Y	
		AXYS MLA-010	MLA-010		Y	Y		Y							Y						Y				Y							
	PCB 192 2,3,3',4,5,5',6-Heptachlorobiphenyl	EPA 1668	MLA-010					Y			Y	Y	Y	Y												Y			Y	Y	Y	
		AXYS MLA-010	MLA-010		Y	Y		Y							Y						Y				Y							
	PCB 193 2,3,3',4',5,5',6-Heptachlorobiphenyl	AXYS MLA-007	MLA-007			Y									Y						Y											

AXYS Analytical Services Ltd - Detailed Accreditation Listing
file ref.: ACC-101 Rev.13

				Matrix and accrediting body																														
				Pulp	Serum	Solids									Tissue					Urine	Water	Water, Drinking			Water, Non-Potable									
Compound Class	Compound	Accredited Method ID	AXYS Method ID	CALA	CALA	CALA	California DPH	Florida DOH	Minnesota DOH	New Jersey DEP	New York DOH	Virginia DGS	Washington DE	Maine DOH	CALA	Florida DOH	Minnesota DOH	New Jersey DEP	Virginia DGS	CALA	CALA	Florida DOH	Minnesota DOH	New Jersey DEP	California DPH	Florida DOH	Minnesota DOH	New Jersey DEP	New York DOH	Virginia DGS	Washington DE	Maine DOH			
		EPA 1668	MLA-010					Y			Y	Y	Y	Y												Y			Y	Y	Y			
		AXYS MLA-010	MLA-010		Y	Y		Y							Y						Y					Y								
	PCB 194 2,2',3,3',4,4',5,5'-Octachlorobiphenyl	AXYS MLA-007	MLA-007			Y									Y						Y													
		AXYS MLA-901	MLA-901		Y																													
		EPA 1668	MLA-010					Y			Y	Y	Y	Y												Y			Y	Y	Y			
		AXYS MLA-010	MLA-010		Y	Y		Y							Y						Y					Y								
	PCB 195 2,2',3,3',4,4',5,6-Octachlorobiphenyl	AXYS MLA-007	MLA-007			Y									Y						Y													
		EPA 1668	MLA-010					Y			Y	Y	Y	Y												Y			Y	Y	Y			
		AXYS MLA-010	MLA-010		Y	Y		Y							Y						Y					Y								
	PCB 196 2,2',3,3',4,4',5,6'-Octachlorobiphenyl	EPA 1668	MLA-010					Y			Y	Y	Y	Y												Y			Y	Y	Y			
		AXYS MLA-010	MLA-010		Y	Y		Y							Y						Y					Y								
	PCB 196/203	AXYS MLA-007	MLA-007			Y									Y						Y													
	PCB 197 2,2',3,3',4,4',6,6'-Octachlorobiphenyl	AXYS MLA-007	MLA-007			Y									Y						Y													
		EPA 1668	MLA-010					Y			Y	Y	Y												Y			Y	Y	Y			
		AXYS MLA-010	MLA-010		Y	Y		Y							Y						Y					Y								
	PCB 198 2,2',3,3',4,5,5',6-Octachlorobiphenyl	AXYS MLA-007	MLA-007			Y									Y						Y													
		EPA 1668	MLA-010					Y			Y	Y	Y	Y												Y			Y	Y	Y			
		AXYS MLA-010	MLA-010		Y	Y		Y							Y						Y					Y								
	PCB 199 2,2',3,3',4,5,5',6'-Octachlorobiphenyl	AXYS MLA-007	MLA-007			Y									Y						Y													
		EPA 1668	MLA-010					Y			Y	Y	Y												Y			Y	Y	Y			
		AXYS MLA-010	MLA-010		Y	Y		Y							Y						Y					Y								
	PCB 2 3-Chlorobiphenyl	EPA 1668	MLA-010					Y			Y	Y	Y	Y												Y			Y	Y	Y			
		AXYS MLA-010	MLA-010		Y	Y		Y							Y						Y					Y								
	PCB 20 2,3,3'-Trichlorobiphenyl	EPA 1668	MLA-010					Y			Y	Y	Y	Y												Y			Y	Y	Y			
		AXYS MLA-010	MLA-010		Y	Y		Y							Y						Y					Y								
	PCB 200 2,2',3,3',4,5,6,6'-Octachlorobiphenyl	EPA 1668	MLA-010					Y			Y	Y	Y	Y												Y			Y	Y	Y			
		AXYS MLA-010	MLA-010		Y	Y		Y							Y						Y					Y								
	PCB 201 2,2',3,3',4,5',6,6'-Octachlorobiphenyl	AXYS MLA-007	MLA-007			Y									Y						Y													
		EPA 1668	MLA-010					Y			Y	Y	Y												Y			Y	Y	Y			
		AXYS MLA-010	MLA-010		Y	Y		Y							Y						Y					Y								
	PCB 202 2,2',3,3',5,5',6,6'-Octachlorobiphenyl	EPA 1668	MLA-010					Y		Y	Y	Y	Y	Y												Y		Y	Y	Y	Y			
		AXYS MLA-010	MLA-010		Y	Y		Y							Y						Y					Y								
	PCB 203 2,2',3,4,4',5,5',6-Octachlorobiphenyl	EPA 1668	MLA-010					Y			Y	Y	Y	Y												Y			Y	Y	Y			
		AXYS MLA-010	MLA-010		Y	Y		Y							Y						Y					Y								
	PCB 204 2,2',3,4,4',5,6,6'-Octachlorobiphenyl	EPA 1668	MLA-010					Y			Y	Y	Y	Y												Y			Y	Y	Y			
		AXYS MLA-010	MLA-010		Y	Y		Y							Y						Y					Y								
	PCB 205 2,3,3',4,4',5,5',6-Octachlorobiphenyl	AXYS MLA-007	MLA-007			Y									Y						Y													
		EPA 1668	MLA-010					Y		Y	Y	Y	Y	Y												Y		Y	Y	Y	Y			

AXYS Analytical Services Ltd - Detailed Accreditation Listing
file ref.: ACC-101 Rev.13

				Matrix and accrediting body																												
				Pulp	Serum	Solids									Tissue					Urine	Water	Water, Drinking			Water, Non-Potable							
Compound Class	Compound	Accredited Method ID	AXYS Method ID	CALA	CALA	CALA	California DPH	Florida DOH	Minnesota DOH	New Jersey DEP	New York DOH	Virginia DGS	Washington DE	Maine DOH	CALA	Florida DOH	Minnesota DOH	New Jersey DEP	Virginia DGS	CALA	CALA	Florida DOH	Minnesota DOH	New Jersey DEP	California DPH	Florida DOH	Minnesota DOH	New Jersey DEP	New York DOH	Virginia DGS	Washington DE	Maine DOH
		AXYS MLA-010	MLA-010		Y	Y		Y						Y						Y					Y						
	PCB 206 2,2',3,3',4,4',5,5',6-Nonachlorobiphenyl	AXYS MLA-007	MLA-007			Y									Y						Y											
		EPA 1668	MLA-010					Y		Y	Y	Y	Y	Y												Y		Y	Y	Y	Y	Y
		AXYS MLA-010	MLA-010		Y	Y		Y							Y						Y					Y						
	PCB 207 2,2',3,3',4,4',5,6,6'-Nonachlorobiphenyl	AXYS MLA-007	MLA-007			Y									Y						Y											
		EPA 1668	MLA-010					Y			Y	Y	Y													Y			Y	Y	Y	
		AXYS MLA-010	MLA-010		Y	Y		Y							Y						Y					Y						
	PCB 208 2,2',3,3',4,5,5',6,6'-Nonachlorobiphenyl	AXYS MLA-007	MLA-007			Y									Y						Y											
		EPA 1668	MLA-010					Y		Y	Y	Y	Y													Y		Y	Y	Y	Y	
		AXYS MLA-010	MLA-010		Y	Y		Y							Y						Y					Y						
	PCB 209 Decachlorobiphenyl	AXYS MLA-007	MLA-007			Y									Y						Y											
		EPA 1668	MLA-010					Y		Y	Y	Y	Y	Y												Y		Y	Y	Y	Y	Y
		AXYS MLA-010	MLA-010		Y	Y		Y							Y						Y					Y						
	PCB 21 2,3,4-Trichlorobiphenyl	EPA 1668	MLA-010					Y			Y	Y	Y	Y												Y			Y	Y	Y	
		AXYS MLA-010	MLA-010		Y	Y		Y							Y						Y					Y						
	PCB 22 2,3,4'-Trichlorobiphenyl	AXYS MLA-007	MLA-007			Y									Y						Y											
		EPA 1668	MLA-010					Y			Y	Y	Y	Y												Y			Y	Y	Y	
		AXYS MLA-010	MLA-010		Y	Y		Y							Y						Y					Y						
	PCB 23 2,3,5-Trichlorobiphenyl	EPA 1668	MLA-010					Y			Y	Y	Y													Y			Y	Y	Y	
		AXYS MLA-010	MLA-010		Y	Y		Y							Y						Y					Y						
	PCB 24 2,3,6-Trichlorobiphenyl	EPA 1668	MLA-010					Y			Y	Y	Y	Y												Y			Y	Y	Y	
		AXYS MLA-010	MLA-010		Y	Y		Y							Y						Y					Y						
	PCB 24/27	AXYS MLA-007	MLA-007			Y									Y						Y											
	PCB 25 2,3',4-Trichlorobiphenyl	AXYS MLA-007	MLA-007			Y									Y						Y											
		EPA 1668	MLA-010					Y			Y	Y	Y	Y												Y			Y	Y	Y	
		AXYS MLA-010	MLA-010		Y	Y		Y							Y						Y					Y						
	PCB 26 2,3',5-Trichlorobiphenyl	AXYS MLA-007	MLA-007			Y									Y						Y											
		EPA 1668	MLA-010					Y			Y	Y	Y	Y												Y			Y	Y	Y	
		AXYS MLA-010	MLA-010		Y	Y		Y							Y						Y					Y						
	PCB 27 2,3',6-Trichlorobiphenyl	EPA 1668	MLA-010					Y			Y	Y	Y	Y												Y			Y	Y	Y	
		AXYS MLA-010	MLA-010		Y	Y		Y							Y						Y					Y						
	PCB 28 2,4,4'-Trichlorobiphenyl	AXYS MLA-007	MLA-007			Y									Y						Y											
		EPA 1668	MLA-010					Y			Y	Y	Y	Y												Y			Y	Y	Y	
		AXYS MLA-010	MLA-010		Y	Y		Y							Y						Y					Y						
	PCB 29 2,4,5-Trichlorobiphenyl	EPA 1668	MLA-010					Y			Y	Y	Y													Y			Y	Y	Y	
		AXYS MLA-010	MLA-010		Y	Y		Y							Y						Y					Y						
	PCB 3 4-Chlorobiphenyl	EPA 1668	MLA-010					Y		Y	Y	Y	Y	Y												Y		Y	Y	Y	Y	Y
		AXYS MLA-010	MLA-010		Y	Y		Y							Y						Y					Y						

AXYS Analytical Services Ltd - Detailed Accreditation Listing
file ref.: ACC-101 Rev.13

				Matrix and accrediting body																												
				Pulp	Serum	Solids									Tissue					Urine	Water	Water, Drinking			Water, Non-Potable							
Compound Class	Compound	Accredited Method ID	AXYS Method ID	CALA	CALA	CALA	California DPH	Florida DOH	Minnesota DOH	New Jersey DEP	New York DOH	Virginia DGS	Washington DE	Maine DOH	CALA	Florida DOH	Minnesota DOH	New Jersey DEP	Virginia DGS	CALA	CALA	Florida DOH	Minnesota DOH	New Jersey DEP	California DPH	Florida DOH	Minnesota DOH	New Jersey DEP	New York DOH	Virginia DGS	Washington DE	Maine DOH
	PCB 30 2,4,6-Trichlorobiphenyl	EPA 1668	MLA-010					Y			Y	Y	Y	Y											Y				Y	Y	Y	
		AXYS MLA-010	MLA-010		Y	Y		Y							Y						Y				Y							
	PCB 31 2,4',5-Trichlorobiphenyl	AXYS MLA-007	MLA-007			Y									Y						Y											
		EPA 1668	MLA-010					Y		Y	Y	Y	Y	Y											Y			Y	Y	Y	Y	
		AXYS MLA-010	MLA-010		Y	Y		Y							Y						Y				Y							
	PCB 32 2,4',6-Trichlorobiphenyl	EPA 1668	MLA-010					Y			Y	Y	Y	Y											Y				Y	Y	Y	
		AXYS MLA-010	MLA-010		Y	Y		Y							Y						Y				Y							
	PCB 33 2,3',4'-Trichlorobiphenyl	EPA 1668	MLA-010					Y			Y	Y	Y	Y											Y				Y	Y	Y	
		AXYS MLA-010	MLA-010		Y	Y		Y							Y						Y				Y							
	PCB 33/20/21	AXYS MLA-007	MLA-007			Y									Y						Y											
	PCB 34 2,3',5'-Trichlorobiphenyl	AXYS MLA-007	MLA-007			Y									Y						Y											
		EPA 1668	MLA-010					Y			Y	Y	Y	Y											Y				Y	Y	Y	
		AXYS MLA-010	MLA-010		Y	Y		Y							Y						Y				Y							
	PCB 35 3,3',4-Trichlorobiphenyl	EPA 1668	MLA-010					Y			Y	Y	Y	Y											Y				Y	Y	Y	
		AXYS MLA-010	MLA-010		Y	Y		Y							Y						Y				Y							
	PCB 36 3,3',5-Trichlorobiphenyl	EPA 1668	MLA-010					Y			Y	Y	Y	Y											Y				Y	Y	Y	
		AXYS MLA-010	MLA-010		Y	Y		Y							Y						Y				Y							
	PCB 37 3,4,4'-Trichlorobiphenyl	EPA 1668	MLA-010					Y		Y	Y	Y	Y	Y											Y			Y	Y	Y	Y	
		AXYS MLA-010	MLA-010		Y	Y		Y							Y						Y				Y							
	PCB 38 3,4,5-Trichlorobiphenyl	EPA 1668	MLA-010					Y			Y	Y	Y	Y											Y				Y	Y	Y	
		AXYS MLA-010	MLA-010		Y	Y		Y							Y						Y				Y							
	PCB 39 3,4',5-Trichlorobiphenyl	EPA 1668	MLA-010					Y			Y	Y	Y	Y											Y				Y	Y	Y	
		AXYS MLA-010	MLA-010		Y	Y		Y							Y						Y				Y							
	PCB 4 2,2'-Dichlorobiphenyl	EPA 1668	MLA-010					Y		Y	Y	Y	Y	Y											Y			Y	Y	Y	Y	
		AXYS MLA-010	MLA-010		Y	Y		Y							Y						Y				Y							
	PCB 40 2,2',3,3'-Tetrachlorobiphenyl	AXYS MLA-007	MLA-007			Y									Y						Y											
		EPA 1668	MLA-010					Y			Y	Y	Y	Y											Y				Y	Y	Y	
		AXYS MLA-010	MLA-010		Y	Y		Y							Y						Y				Y							
	PCB 41 2,2',3,4-Tetrachlorobiphenyl	EPA 1668	MLA-010					Y			Y	Y	Y	Y											Y				Y	Y	Y	
		AXYS MLA-010	MLA-010		Y	Y		Y							Y						Y				Y							
	PCB 41/71/64/68	AXYS MLA-007	MLA-007			Y									Y						Y											
	PCB 42 2,2',3,4'-Tetrachlorobiphenyl	EPA 1668	MLA-010					Y			Y	Y	Y	Y											Y				Y	Y	Y	
		AXYS MLA-010	MLA-010		Y	Y		Y							Y						Y				Y							
	PCB 42/59	AXYS MLA-007	MLA-007			Y									Y						Y											
	PCB 43 2,2',3,5-Tetrachlorobiphenyl	EPA 1668	MLA-010					Y			Y	Y	Y	Y											Y				Y	Y	Y	
		AXYS MLA-010	MLA-010		Y	Y		Y							Y						Y				Y							
	PCB 44 2,2',3,5'-Tetrachlorobiphenyl	AXYS MLA-007	MLA-007			Y									Y						Y											
		EPA 1668	MLA-010					Y		Y	Y	Y	Y	Y											Y			Y	Y	Y	Y	

AXYS Analytical Services Ltd - Detailed Accreditation Listing
file ref.: ACC-101 Rev.13

				Matrix and accrediting body																												
				Pulp	Serum	Solids									Tissue					Urine	Water	Water, Drinking			Water, Non-Potable							
Compound Class	Compound	Accredited Method ID	AXYS Method ID	CALA	CALA	CALA	California DPH	Florida DOH	Minnesota DOH	New Jersey DEP	New York DOH	Virginia DGS	Washington DE	Maine DOH	CALA	Florida DOH	Minnesota DOH	New Jersey DEP	Virginia DGS	CALA	CALA	Florida DOH	Minnesota DOH	New Jersey DEP	California DPH	Florida DOH	Minnesota DOH	New Jersey DEP	New York DOH	Virginia DGS	Washington DE	Maine DOH
		AXYS MLA-010	MLA-010		Y	Y		Y						Y						Y					Y							
	PCB 45 2,2',3,6-Tetrachlorobiphenyl	AXYS MLA-007	MLA-007			Y									Y						Y											
		EPA 1668	MLA-010					Y			Y	Y	Y	Y												Y			Y	Y	Y	
		AXYS MLA-010	MLA-010		Y	Y		Y							Y						Y					Y						
	PCB 46 2,2',3,6'-Tetrachlorobiphenyl	AXYS MLA-007	MLA-007			Y									Y						Y											
		EPA 1668	MLA-010					Y			Y	Y	Y	Y												Y			Y	Y	Y	
		AXYS MLA-010	MLA-010		Y	Y		Y							Y						Y					Y						
	PCB 47 2,2',4,4'-Tetrachlorobiphenyl	EPA 1668	MLA-010					Y			Y	Y	Y	Y												Y			Y	Y	Y	
		AXYS MLA-010	MLA-010		Y	Y		Y							Y						Y					Y						
	PCB 47/48/75	AXYS MLA-007	MLA-007			Y									Y						Y											
	PCB 48 2,2',4,5-Tetrachlorobiphenyl	EPA 1668	MLA-010					Y			Y	Y	Y	Y												Y			Y	Y	Y	
		AXYS MLA-010	MLA-010		Y	Y		Y							Y						Y					Y						
	PCB 49 2,2',4,5'-Tetrachlorobiphenyl	EPA 1668	MLA-010					Y			Y	Y	Y	Y												Y			Y	Y	Y	
		AXYS MLA-010	MLA-010		Y	Y		Y							Y						Y					Y						
	PCB 49/43	AXYS MLA-007	MLA-007			Y									Y						Y											
	PCB 5 2,3-Dichlorobiphenyl	EPA 1668	MLA-010					Y		Y	Y	Y	Y	Y												Y		Y	Y	Y	Y	
		AXYS MLA-010	MLA-010		Y	Y		Y							Y						Y					Y						
	PCB 50 2,2',4,6-Tetrachlorobiphenyl	AXYS MLA-007	MLA-007			Y									Y						Y											
		EPA 1668	MLA-010					Y			Y	Y	Y	Y												Y			Y	Y	Y	
		AXYS MLA-010	MLA-010		Y	Y		Y							Y						Y					Y						
	PCB 51 2,2',4,6'-Tetrachlorobiphenyl	EPA 1668	MLA-010					Y			Y	Y	Y	Y												Y			Y	Y	Y	
		AXYS MLA-010	MLA-010		Y	Y		Y							Y						Y					Y						
	PCB 52 2,2',5,5'-Tetrachlorobiphenyl	EPA 1668	MLA-010					Y		Y	Y	Y	Y	Y												Y		Y	Y	Y	Y	
		AXYS MLA-010	MLA-010		Y	Y		Y							Y						Y					Y						
	PCB 52/73	AXYS MLA-007	MLA-007			Y									Y						Y											
	PCB 53 2,2',5,6'-Tetrachlorobiphenyl	EPA 1668	MLA-010					Y			Y	Y	Y	Y												Y			Y	Y	Y	
		AXYS MLA-010	MLA-010		Y	Y		Y							Y						Y					Y						
	PCB 54 2,2',6,6'-Tetrachlorobiphenyl	EPA 1668	MLA-010					Y		Y	Y	Y	Y	Y												Y		Y	Y	Y	Y	
		AXYS MLA-010	MLA-010		Y	Y		Y							Y						Y					Y						
	PCB 55 2,3,3',4-Tetrachlorobiphenyl	EPA 1668	MLA-010					Y			Y	Y	Y	Y												Y			Y	Y	Y	
		AXYS MLA-010	MLA-010		Y	Y		Y							Y						Y					Y						
	PCB 56 2,3,3',4'-Tetrachlorobiphenyl	EPA 1668	MLA-010					Y			Y	Y	Y	Y												Y			Y	Y	Y	
		AXYS MLA-010	MLA-010		Y	Y		Y							Y						Y					Y						
	PCB 56/60	AXYS MLA-007	MLA-007			Y									Y						Y											
	PCB 57 2,3,3',5-Tetrachlorobiphenyl	EPA 1668	MLA-010					Y			Y	Y	Y	Y												Y			Y	Y	Y	
		AXYS MLA-010	MLA-010		Y	Y		Y							Y						Y					Y						
	PCB 58 2,3,3',5'-Tetrachlorobiphenyl	EPA 1668	MLA-010					Y			Y	Y	Y	Y												Y			Y	Y	Y	
		AXYS MLA-010	MLA-010		Y	Y		Y							Y						Y					Y						

AXYS Analytical Services Ltd - Detailed Accreditation Listing
file ref.: ACC-101 Rev.13

				Matrix and accrediting body																														
				Pulp	Serum	Solids								Tissue					Urine	Water	Water, Drinking			Water, Non-Potable										
Compound Class	Compound	Accredited Method ID	AXYS Method ID	CALA	CALA	CALA	California DPH	Florida DOH	Minnesota DOH	New Jersey DEP	New York DOH	Virginia DGS	Washington DE	Maine DOH	CALA	Florida DOH	Minnesota DOH	New Jersey DEP	Virginia DGS	CALA	CALA	Florida DOH	Minnesota DOH	New Jersey DEP	California DPH	Florida DOH	Minnesota DOH	New Jersey DEP	New York DOH	Virginia DGS	Washington DE	Maine DOH			
	PCB 59 2,3,3',6-Tetrachlorobiphenyl	EPA 1668	MLA-010					Y			Y	Y	Y	Y											Y				Y	Y	Y			
		AXYS MLA-010	MLA-010		Y	Y		Y							Y						Y				Y									
	PCB 6 2,3'-Dichlorobiphenyl	EPA 1668	MLA-010					Y			Y	Y	Y	Y											Y				Y	Y	Y			
		AXYS MLA-010	MLA-010		Y	Y		Y							Y						Y				Y									
	PCB 60 2,3,4,4'-Tetrachlorobiphenyl	EPA 1668	MLA-010					Y			Y	Y	Y	Y											Y				Y	Y	Y			
		AXYS MLA-010	MLA-010		Y	Y		Y							Y						Y				Y									
	PCB 61 2,3,4,5-Tetrachlorobiphenyl	EPA 1668	MLA-010					Y			Y	Y	Y	Y											Y				Y	Y	Y			
		AXYS MLA-010	MLA-010		Y	Y		Y							Y						Y				Y									
	PCB 62 2,3,4,6-Tetrachlorobiphenyl	EPA 1668	MLA-010					Y			Y	Y	Y	Y											Y				Y	Y	Y			
		AXYS MLA-010	MLA-010		Y	Y		Y							Y						Y				Y									
	PCB 63 2,3,4',5-Tetrachlorobiphenyl	EPA 1668	MLA-010					Y			Y	Y	Y	Y											Y				Y	Y	Y			
		AXYS MLA-010	MLA-010		Y	Y		Y							Y						Y				Y									
	PCB 64 2,3,4',6-Tetrachlorobiphenyl	EPA 1668	MLA-010					Y			Y	Y	Y	Y											Y				Y	Y	Y			
		AXYS MLA-010	MLA-010		Y	Y		Y							Y						Y				Y									
	PCB 65 2,3,5,6-Tetrachlorobiphenyl	EPA 1668	MLA-010					Y			Y	Y	Y	Y											Y				Y	Y	Y			
		AXYS MLA-010	MLA-010		Y	Y		Y							Y						Y				Y									
	PCB 66 2,3',4,4'-Tetrachlorobiphenyl	EPA 1668	MLA-010					Y		Y	Y	Y	Y	Y											Y			Y	Y	Y	Y			
		AXYS MLA-010	MLA-010		Y	Y		Y							Y						Y				Y									
	PCB 66/80	AXYS MLA-007	MLA-007			Y									Y						Y													
	PCB 67 2,3',4,5-Tetrachlorobiphenyl	EPA 1668	MLA-010					Y			Y	Y	Y	Y											Y				Y	Y	Y			
		AXYS MLA-010	MLA-010		Y	Y		Y							Y						Y				Y									
	PCB 68 2,3',4,5'-Tetrachlorobiphenyl	EPA 1668	MLA-010					Y			Y	Y	Y	Y											Y				Y	Y	Y			
		AXYS MLA-010	MLA-010		Y	Y		Y							Y						Y				Y									
	PCB 69 2,3',4,6-Tetrachlorobiphenyl	EPA 1668	MLA-010					Y			Y	Y	Y	Y											Y				Y	Y	Y			
		AXYS MLA-010	MLA-010		Y	Y		Y							Y						Y				Y									
	PCB 7 2,4-Dichlorobiphenyl	EPA 1668	MLA-010					Y			Y	Y	Y	Y											Y				Y	Y	Y			
		AXYS MLA-010	MLA-010		Y	Y		Y							Y						Y				Y									
	PCB 70 2,3',4',5-Tetrachlorobiphenyl	EPA 1668	MLA-010					Y			Y	Y	Y	Y											Y				Y	Y	Y			
		AXYS MLA-010	MLA-010		Y	Y		Y							Y						Y				Y									
	PCB 70/76	AXYS MLA-007	MLA-007			Y									Y						Y													
	PCB 71 2,3',4',6-Tetrachlorobiphenyl	EPA 1668	MLA-010					Y			Y	Y	Y	Y											Y				Y	Y	Y			
		AXYS MLA-010	MLA-010		Y	Y		Y							Y						Y				Y									
	PCB 72 2,3',5,5'-Tetrachlorobiphenyl	EPA 1668	MLA-010					Y			Y	Y	Y	Y											Y				Y	Y	Y			
		AXYS MLA-010	MLA-010		Y	Y		Y							Y						Y				Y									
	PCB 73 2,3',5',6-Tetrachlorobiphenyl	EPA 1668	MLA-010					Y			Y	Y	Y	Y											Y				Y	Y	Y			
		AXYS MLA-010	MLA-010		Y	Y		Y							Y						Y				Y									
	PCB 74 2,4,4',5-Tetrachlorobiphenyl	AXYS MLA-901	MLA-901		Y																													
		EPA 1668	MLA-010					Y			Y	Y	Y	Y											Y				Y	Y	Y			

AXYS Analytical Services Ltd - Detailed Accreditation Listing
file ref.: ACC-101 Rev.13

				Matrix and accrediting body																												
				Pulp	Serum	Solids									Tissue					Urine	Water	Water, Drinking			Water, Non-Potable							
Compound Class	Compound	Accredited Method ID	AXYS Method ID	CALA	CALA	CALA	California DPH	Florida DOH	Minnesota DOH	New Jersey DEP	New York DOH	Virginia DGS	Washington DE	Maine DOH	CALA	Florida DOH	Minnesota DOH	New Jersey DEP	Virginia DGS	CALA	CALA	Florida DOH	Minnesota DOH	New Jersey DEP	California DPH	Florida DOH	Minnesota DOH	New Jersey DEP	New York DOH	Virginia DGS	Washington DE	Maine DOH
		AXYS MLA-010	MLA-010		Y	Y		Y						Y						Y					Y							
	PCB 74/61	AXYS MLA-007	MLA-007			Y								Y						Y												
	PCB 75 2,4,4',6-Tetrachlorobiphenyl	EPA 1668	MLA-010					Y			Y	Y	Y	Y											Y				Y	Y	Y	
		AXYS MLA-010	MLA-010		Y	Y		Y							Y						Y				Y							
	PCB 76 2,3',4',5'-Tetrachlorobiphenyl	EPA 1668	MLA-010					Y			Y	Y	Y	Y											Y				Y	Y	Y	
		AXYS MLA-010	MLA-010		Y	Y		Y							Y						Y				Y							
	PCB 77 3,3',4,4'-Tetrachlorobiphenyl	AXYS MLA-007	MLA-007			Y									Y						Y											
		EPA 1668	MLA-010					Y		Y	Y	Y	Y	Y											Y			Y	Y	Y	Y	
		AXYS MLA-010	MLA-010		Y	Y		Y							Y						Y				Y							
	PCB 78 3,3',4,5-Tetrachlorobiphenyl	EPA 1668	MLA-010					Y			Y	Y	Y	Y											Y				Y	Y	Y	
		AXYS MLA-010	MLA-010		Y	Y		Y							Y						Y				Y							
	PCB 79 3,3',4,5'-Tetrachlorobiphenyl	EPA 1668	MLA-010					Y			Y	Y	Y	Y											Y				Y	Y	Y	
		AXYS MLA-010	MLA-010		Y	Y		Y							Y						Y				Y							
	PCB 8 2,4'-Dichlorobiphenyl	EPA 1668	MLA-010					Y			Y	Y	Y	Y											Y				Y	Y	Y	
		AXYS MLA-010	MLA-010		Y	Y		Y							Y						Y				Y							
	PCB 8/5	AXYS MLA-007	MLA-007			Y									Y						Y											
	PCB 80 3,3',5,5'-Tetrachlorobiphenyl	EPA 1668	MLA-010					Y			Y	Y	Y	Y											Y				Y	Y	Y	
		AXYS MLA-010	MLA-010		Y	Y		Y							Y						Y				Y							
	PCB 81 3,4,4',5-Tetrachlorobiphenyl	EPA 1668	MLA-010					Y		Y	Y	Y	Y	Y											Y			Y	Y	Y	Y	
		AXYS MLA-010	MLA-010		Y	Y		Y							Y						Y				Y							
	PCB 82 2,2',3,3',4-Pentachlorobiphenyl	EPA 1668	MLA-010					Y			Y	Y	Y	Y											Y				Y	Y	Y	
		AXYS MLA-010	MLA-010		Y	Y		Y							Y						Y				Y							
	PCB 83 2,2',3,3',5-Pentachlorobiphenyl	EPA 1668	MLA-010					Y			Y	Y	Y	Y											Y				Y	Y	Y	
		AXYS MLA-010	MLA-010		Y	Y		Y							Y						Y				Y							
	PCB 83/108	AXYS MLA-007	MLA-007			Y									Y						Y											
	PCB 84 2,2',3,3',6-Pentachlorobiphenyl	AXYS MLA-007	MLA-007			Y									Y						Y											
		EPA 1668	MLA-010					Y			Y	Y	Y												Y				Y	Y	Y	
		AXYS MLA-010	MLA-010		Y	Y		Y							Y						Y				Y							
	PCB 85 2,2',3,4,4'-Pentachlorobiphenyl	EPA 1668	MLA-010					Y			Y	Y	Y	Y											Y				Y	Y	Y	
		AXYS MLA-010	MLA-010		Y	Y		Y							Y						Y				Y							
	PCB 85/120	AXYS MLA-007	MLA-007			Y									Y						Y											
	PCB 86 2,2',3,4,5-Pentachlorobiphenyl	EPA 1668	MLA-010					Y			Y	Y	Y	Y											Y				Y	Y	Y	
		AXYS MLA-010	MLA-010		Y	Y		Y							Y						Y				Y							
	PCB 87 2,2',3,4,5'-Pentachlorobiphenyl	EPA 1668	MLA-010					Y		Y	Y	Y	Y	Y											Y			Y	Y	Y	Y	
		AXYS MLA-010	MLA-010		Y	Y		Y							Y						Y				Y							
	PCB 87/115/116	AXYS MLA-007	MLA-007			Y									Y						Y											
	PCB 88 2,2',3,4,6-Pentachlorobiphenyl	EPA 1668	MLA-010					Y			Y	Y	Y	Y											Y				Y	Y	Y	
		AXYS MLA-010	MLA-010		Y	Y		Y							Y						Y				Y							

AXYS Analytical Services Ltd - Detailed Accreditation Listing
file ref.: ACC-101 Rev.13

				Matrix and accrediting body																														
				Pulp	Serum	Solids									Tissue					Urine	Water	Water, Drinking			Water, Non-Potable									
Compound Class	Compound	Accredited Method ID	AXYS Method ID	CALA	CALA	CALA	California DPH	Florida DOH	Minnesota DOH	New Jersey DEP	New York DOH	Virginia DGS	Washington DE	Maine DOH	CALA	Florida DOH	Minnesota DOH	New Jersey DEP	Virginia DGS	CALA	CALA	Florida DOH	Minnesota DOH	New Jersey DEP	California DPH	Florida DOH	Minnesota DOH	New Jersey DEP	New York DOH	Virginia DGS	Washington DE	Maine DOH			
	PCB 89 2,2',3,4,6'-Pentachlorobiphenyl	EPA 1668	MLA-010					Y			Y	Y	Y	Y												Y			Y	Y	Y			
		AXYS MLA-010	MLA-010		Y	Y		Y							Y						Y					Y								
	PCB 9 2,5-Dichlorobiphenyl	EPA 1668	MLA-010					Y			Y	Y	Y													Y			Y	Y	Y			
		AXYS MLA-010	MLA-010		Y	Y		Y							Y						Y					Y								
	PCB 90 2,2',3,4',5-Pentachlorobiphenyl	EPA 1668	MLA-010					Y			Y	Y	Y	Y												Y			Y	Y	Y			
		AXYS MLA-010	MLA-010		Y	Y		Y							Y						Y					Y								
	PCB 91 2,2',3,4',6-Pentachlorobiphenyl	AXYS MLA-007	MLA-007			Y									Y						Y													
		EPA 1668	MLA-010					Y			Y	Y	Y	Y												Y			Y	Y	Y			
		AXYS MLA-010	MLA-010		Y	Y		Y							Y						Y					Y								
	PCB 92 2,2',3,5,5'-Pentachlorobiphenyl	EPA 1668	MLA-010					Y			Y	Y	Y	Y												Y			Y	Y	Y			
		AXYS MLA-010	MLA-010		Y	Y		Y							Y						Y					Y								
	PCB 93 2,2',3,5,6-Pentachlorobiphenyl	EPA 1668	MLA-010					Y			Y	Y	Y	Y												Y			Y	Y	Y			
		AXYS MLA-010	MLA-010		Y	Y		Y							Y						Y					Y								
	PCB 94 2,2',3,5,6'-Pentachlorobiphenyl	EPA 1668	MLA-010					Y			Y	Y	Y	Y												Y			Y	Y	Y			
		AXYS MLA-010	MLA-010		Y	Y		Y							Y						Y					Y								
	PCB 95 2,2',3,5',6-Pentachlorobiphenyl	EPA 1668	MLA-010					Y			Y	Y	Y	Y												Y			Y	Y	Y			
		AXYS MLA-010	MLA-010		Y	Y		Y							Y						Y					Y								
	PCB 95/93	AXYS MLA-007	MLA-007			Y									Y						Y													
	PCB 96 2,2',3,6,6'-Pentachlorobiphenyl	EPA 1668	MLA-010					Y			Y	Y	Y	Y												Y			Y	Y	Y			
		AXYS MLA-010	MLA-010		Y	Y		Y							Y						Y					Y								
	PCB 97 2,2',3,4',5'-Pentachlorobiphenyl	EPA 1668	MLA-010					Y			Y	Y	Y	Y												Y			Y	Y	Y			
		AXYS MLA-010	MLA-010		Y	Y		Y							Y						Y					Y								
	PCB 97/86	AXYS MLA-007	MLA-007			Y									Y						Y													
	PCB 98 2,2',3,4',6'-Pentachlorobiphenyl	EPA 1668	MLA-010					Y			Y	Y	Y	Y												Y			Y	Y	Y			
		AXYS MLA-010	MLA-010		Y	Y		Y							Y						Y					Y								
	PCB 99 2,2',4,4',5-Pentachlorobiphenyl	AXYS MLA-007	MLA-007			Y									Y						Y													
		AXYS MLA-901	MLA-901		Y																													
		EPA 1668	MLA-010					Y			Y	Y	Y	Y												Y			Y	Y	Y			
		AXYS MLA-010	MLA-010		Y	Y		Y							Y						Y					Y								
	PCB Aroclor 1016	AXYS MLA-007	MLA-007			Y		Y							Y						Y					Y								
		EPA 1668	MLA-010					Y			Y															Y			Y				Y	
		EPA 625	MLA-007																						Y	Y			Y	Y			Y	
		EPA 8270	MLA-007				Y	Y			Y	Y																						
		AXYS MLA-010	MLA-010					Y																		Y								
	PCB Aroclor 1221	AXYS MLA-007	MLA-007			Y		Y							Y						Y					Y								
		EPA 1668	MLA-010					Y			Y															Y			Y				Y	
		EPA 625	MLA-007																						Y	Y			Y	Y			Y	
		EPA 8270	MLA-007				Y	Y			Y	Y																						

AXYS Analytical Services Ltd - Detailed Accreditation Listing
file ref.: ACC-101 Rev.13

Compound Class	Compound	Accredited Method ID	AXYS Method ID	Matrix and accrediting body																												
				Pulp	Serum	Solids								Tissue					Urine	Water	Water, Drinking			Water, Non-Potable								
				CALA	CALA	CALA	California DPH	Florida DOH	Minnesota DOH	New Jersey DEP	New York DOH	Virginia DGS	Washington DE	Maine DOH	CALA	Florida DOH	Minnesota DOH	New Jersey DEP	Virginia DGS	CALA	CALA	Florida DOH	Minnesota DOH	New Jersey DEP	California DPH	Florida DOH	Minnesota DOH	New Jersey DEP	New York DOH	Virginia DGS	Washington DE	Maine DOH
		AXYS MLA-010	MLA-010					Y																	Y						
	PCB Aroclor 1232	AXYS MLA-007	MLA-007			Y		Y						Y						Y					Y							
		EPA 1668	MLA-010					Y			Y														Y			Y			Y
		EPA 625	MLA-007																						Y	Y		Y	Y		Y
		EPA 8270	MLA-007				Y	Y			Y	Y																				
		AXYS MLA-010	MLA-010					Y																		Y						
	PCB Aroclor 1242	AXYS MLA-007	MLA-007			Y		Y						Y						Y					Y							
		EPA 1668	MLA-010					Y			Y														Y			Y			Y
		EPA 625	MLA-007																						Y	Y		Y	Y		Y
		EPA 8270	MLA-007				Y	Y			Y	Y																				
		AXYS MLA-010	MLA-010					Y																		Y						
	PCB Aroclor 1248	AXYS MLA-007	MLA-007			Y		Y						Y						Y					Y							
		EPA 1668	MLA-010					Y			Y														Y			Y			Y
		EPA 625	MLA-007																						Y	Y		Y	Y		Y
		EPA 8270	MLA-007				Y	Y			Y	Y																				
		AXYS MLA-010	MLA-010					Y																		Y						
	PCB Aroclor 1254	AXYS MLA-007	MLA-007			Y		Y						Y						Y					Y							
		EPA 1668	MLA-010					Y			Y														Y			Y			Y
		EPA 625	MLA-007																						Y	Y		Y	Y		Y
		EPA 8270	MLA-007				Y	Y			Y	Y																				
		AXYS MLA-010	MLA-010					Y																		Y						
	PCB Aroclor 1260	AXYS MLA-007	MLA-007			Y		Y						Y						Y					Y							
		EPA 1668	MLA-010					Y			Y														Y			Y			Y
		EPA 625	MLA-007																						Y	Y		Y	Y		Y
		EPA 8270	MLA-007				Y	Y			Y	Y																				
		AXYS MLA-010	MLA-010					Y																		Y						
	PCB congeners, total	EPA 1668	MLA-010					Y			Y														Y			Y			
		AXYS MLA-010	MLA-010					Y																	Y						
	Total Dichlorobiphenyls	AXYS MLA-007	MLA-007			Y								Y						Y												
		AXYS MLA-010	MLA-010		Y	Y								Y						Y												
	Total Heptachlorobiphenyls	AXYS MLA-007	MLA-007			Y								Y						Y												
		AXYS MLA-010	MLA-010		Y	Y								Y						Y												
	Total Hexachlorobiphenyls	AXYS MLA-007	MLA-007			Y								Y						Y												
		AXYS MLA-010	MLA-010		Y	Y								Y						Y												
	Total Monochlorobiphenyls	AXYS MLA-010	MLA-010		Y	Y								Y						Y												
	Total Nonachlorobiphenyls	AXYS MLA-007	MLA-007			Y								Y						Y												
		AXYS MLA-010	MLA-010		Y	Y								Y						Y												
	Total Octachlorobiphenyls	AXYS MLA-007	MLA-007			Y								Y						Y												

AXYS Analytical Services Ltd - Detailed Accreditation Listing
file ref.: ACC-101 Rev.13

| | | | | Matrix and accrediting body | | | |

AXYS Analytical Services Ltd - Detailed Accreditation Listing
file ref.: ACC-101 Rev.13

Compound Class	Compound	Accredited Method ID	AXYS Method ID	Matrix and accrediting body																												
				Pulp	Serum	Solids									Tissue					Urine	Water	Water, Drinking			Water, Non-Potable							
				CALA	CALA	CALA	California DPH	Florida DOH	Minnesota DOH	New Jersey DEP	New York DOH	Virginia DGS	Washington DE	Maine DOH	CALA	Florida DOH	Minnesota DOH	New Jersey DEP	Virginia DGS	CALA	CALA	Florida DOH	Minnesota DOH	New Jersey DEP	California DPH	Florida DOH	Minnesota DOH	New Jersey DEP	New York DOH	Virginia DGS	Washington DE	Maine DOH
		AXYS MLA-017	MLA-017	Y	Y	Y		Y							Y	Y					Y					Y						
	1,2,3,7,8-PeCDF	EPA 1613	MLA-017										Y	Y											Y	Y		Y	Y	Y	Y	Y
		EPA 8290	MLA-017				Y	Y		Y	Y	Y				Y		Y	Y							Y			Y	Y			
		AXYS MLA-017	MLA-017	Y	Y	Y		Y							Y	Y					Y					Y						
	2,3,4,6,7,8-HxCDF	EPA 1613	MLA-017										Y	Y											Y	Y		Y	Y	Y	Y	Y
		EPA 8290	MLA-017				Y	Y		Y	Y	Y				Y		Y	Y							Y			Y	Y			
		AXYS MLA-017	MLA-017	Y	Y	Y		Y							Y	Y					Y					Y						
	2,3,4,7,8-PeCDF	EPA 1613	MLA-017										Y	Y											Y	Y		Y	Y	Y	Y	Y
		EPA 8290	MLA-017				Y	Y		Y	Y	Y				Y		Y	Y							Y			Y	Y			
		AXYS MLA-017	MLA-017	Y	Y	Y		Y							Y	Y					Y					Y						
	2,3,7,8-TCDD	EPA 1613	MLA-017										Y	Y											Y	Y		Y	Y	Y	Y	Y
		EPA 8290	MLA-017				Y	Y		Y	Y	Y				Y		Y	Y							Y			Y	Y			
		AXYS MLA-017	MLA-017	Y	Y	Y		Y							Y	Y					Y					Y						
	2,3,7,8-TCDF	EPA 1613	MLA-017										Y	Y											Y	Y		Y	Y	Y	Y	Y
		EPA 8290	MLA-017				Y	Y		Y	Y	Y				Y		Y	Y							Y			Y	Y			
		AXYS MLA-017	MLA-017	Y	Y	Y		Y							Y	Y					Y					Y						
	OCDD	EPA 1613	MLA-017										Y	Y											Y	Y		Y	Y	Y	Y	Y
		EPA 8290	MLA-017				Y	Y		Y	Y	Y				Y		Y	Y							Y			Y	Y			
		AXYS MLA-017	MLA-017	Y	Y	Y		Y							Y	Y					Y					Y						
	OCDF	EPA 1613	MLA-017										Y	Y											Y	Y		Y	Y	Y	Y	Y
		EPA 8290	MLA-017				Y	Y		Y	Y	Y				Y		Y	Y							Y			Y	Y			
		AXYS MLA-017	MLA-017	Y	Y	Y		Y							Y	Y					Y					Y						
	Total HpCDD	EPA 1613	MLA-017											Y											Y	Y						Y
		EPA 8290	MLA-017					Y		Y		Y				Y		Y	Y							Y				Y			
		AXYS MLA-017	MLA-017					Y								Y										Y							
	Total HpCDF	EPA 1613	MLA-017											Y											Y	Y						Y
		EPA 8290	MLA-017					Y		Y		Y				Y		Y	Y							Y				Y			
		AXYS MLA-017	MLA-017					Y								Y										Y							
	Total HxCDD	EPA 1613	MLA-017											Y											Y	Y						Y
		EPA 8290	MLA-017					Y		Y		Y				Y		Y	Y							Y				Y			
		AXYS MLA-017	MLA-017					Y								Y										Y							
	Total HxCDF	EPA 1613	MLA-017											Y											Y	Y						Y
		EPA 8290	MLA-017					Y		Y		Y				Y		Y	Y							Y				Y			
		AXYS MLA-017	MLA-017					Y								Y										Y							
	Total PeCDD	EPA 1613	MLA-017											Y											Y	Y						Y
		EPA 8290	MLA-017					Y		Y		Y				Y		Y	Y							Y				Y			
		AXYS MLA-017	MLA-017					Y								Y										Y							
	Total PeCDF	EPA 1613	MLA-017											Y											Y	Y						Y

AXYS Analytical Services Ltd - Detailed Accreditation Listing
file ref.: ACC-101 Rev.13

Compound Class	Compound	Accredited Method ID	AXYS Method ID	Matrix and accrediting body																												
				Pulp	Serum	Solids									Tissue					Urine	Water	Water, Drinking			Water, Non-Potable							
				CALA	CALA	CALA	California DPH	Florida DOH	Minnesota DOH	New Jersey DEP	New York DOH	Virginia DGS	Washington DE	Maine DOH	CALA	Florida DOH	Minnesota DOH	New Jersey DEP	Virginia DGS	CALA	CALA	Florida DOH	Minnesota DOH	New Jersey DEP	California DPH	Florida DOH	Minnesota DOH	New Jersey DEP	New York DOH	Virginia DGS	Washington DE	Maine DOH
		EPA 8290	MLA-017					Y		Y		Y				Y		Y	Y						Y					Y		
		AXYS MLA-017	MLA-017					Y								Y									Y							
	Total TCDD	EPA 1613	MLA-017											Y											Y	Y						Y
		EPA 8290	MLA-017					Y		Y		Y				Y		Y	Y						Y					Y		
		AXYS MLA-017	MLA-017					Y								Y									Y							
	Total TCDF	EPA 1613	MLA-017											Y											Y	Y						Y
		EPA 8290	MLA-017					Y		Y		Y				Y		Y	Y						Y					Y		
		AXYS MLA-017	MLA-017					Y								Y									Y							
PFC	Perfluorobutanesulfonate (PFBS)	AXYS MLA-041	MLA-041			Y		Y	Y	Y																						
		AXYS MLA-042	MLA-042		Y																											
		AXYS MLA-043	MLA-043												Y	Y	Y	Y														
		AXYS MLA-060	MLA-060																		Y	Y	Y	Y		Y	Y					
	Perfluorobutanoate (PFBA)	AXYS MLA-041	MLA-041			Y		Y	Y	Y																						
		AXYS MLA-042	MLA-042		Y																											
		AXYS MLA-043	MLA-043												Y	Y	Y	Y														
		AXYS MLA-060	MLA-060																		Y	Y	Y	Y		Y	Y					
	Perfluorodecanoate (PFDA)	AXYS MLA-041	MLA-041			Y		Y	Y	Y																						
		AXYS MLA-042	MLA-042		Y																											
		AXYS MLA-043	MLA-043												Y	Y	Y	Y														
		AXYS MLA-060	MLA-060																		Y	Y	Y	Y		Y	Y					
	Perfluorododecanoate (PFDoA)	AXYS MLA-041	MLA-041			Y		Y	Y	Y																						
		AXYS MLA-042	MLA-042		Y																											
		AXYS MLA-043	MLA-043												Y	Y	Y	Y														
		AXYS MLA-060	MLA-060																		Y	Y	Y	Y		Y	Y					
	Perfluoroheptanoate (PFHpA)	AXYS MLA-041	MLA-041			Y		Y	Y	Y																						
		AXYS MLA-042	MLA-042		Y																											
		AXYS MLA-043	MLA-043												Y	Y	Y	Y														
		AXYS MLA-060	MLA-060																		Y	Y	Y	Y		Y	Y					
	Perfluorohexanesulfonate (PFHxS)	AXYS MLA-041	MLA-041			Y		Y	Y	Y																						
		AXYS MLA-042	MLA-042		Y																											
		AXYS MLA-043	MLA-043												Y	Y	Y	Y														
		AXYS MLA-060	MLA-060																		Y	Y	Y	Y		Y	Y					
	Perfluorohexanoate (PFHxA)	AXYS MLA-041	MLA-041			Y		Y	Y	Y																						
		AXYS MLA-042	MLA-042		Y																											
		AXYS MLA-043	MLA-043												Y	Y	Y	Y														
		AXYS MLA-060	MLA-060																		Y	Y	Y	Y		Y	Y					
	Perfluorononanoate (PFNA)	AXYS MLA-041	MLA-041			Y		Y	Y	Y																						
		AXYS MLA-042	MLA-042		Y																											

AXYS Analytical Services Ltd - Detailed Accreditation Listing
file ref.: ACC-101 Rev.13

				Matrix and accrediting body																												
				Pulp	Serum	Solids									Tissue					Urine	Water	Water, Drinking			Water, Non-Potable							
Compound Class	Compound	Accredited Method ID	AXYS Method ID	CALA	CALA	CALA	California DPH	Florida DOH	Minnesota DOH	New Jersey DEP	New York DOH	Virginia DGS	Washington DE	Maine DOH	CALA	Florida DOH	Minnesota DOH	New Jersey DEP	Virginia DGS	CALA	CALA	Florida DOH	Minnesota DOH	New Jersey DEP	California DPH	Florida DOH	Minnesota DOH	New Jersey DEP	New York DOH	Virginia DGS	Washington DE	Maine DOH
		AXYS MLA-043	MLA-043												Y	Y	Y	Y														
		AXYS MLA-060	MLA-060																		Y	Y	Y	Y		Y	Y	Y				
	Perfluorooctane sulfonamide (PFOSA)	AXYS MLA-041	MLA-041			Y		Y	Y	Y																						
		AXYS MLA-042	MLA-042		Y																											
		AXYS MLA-043	MLA-043												Y	Y	Y	Y														
		AXYS MLA-060	MLA-060																		Y	Y	Y	Y		Y	Y	Y				
	Perfluorooctanesulfonate (PFOS)	AXYS MLA-041	MLA-041			Y		Y	Y	Y																						
		AXYS MLA-042	MLA-042		Y																											
		AXYS MLA-043	MLA-043												Y	Y	Y	Y														
		AXYS MLA-060	MLA-060																		Y	Y	Y	Y		Y	Y	Y				
	Perfluorooctanoate (PFOA)	AXYS MLA-041	MLA-041			Y		Y	Y	Y																						
		AXYS MLA-042	MLA-042		Y																											
		AXYS MLA-043	MLA-043												Y	Y	Y	Y														
		AXYS MLA-060	MLA-060																		Y	Y	Y	Y		Y	Y	Y				
	Perfluoropentanoate (PFPeA)	AXYS MLA-041	MLA-041			Y		Y	Y	Y																						
		AXYS MLA-042	MLA-042		Y																											
		AXYS MLA-043	MLA-043												Y	Y	Y	Y														
		AXYS MLA-060	MLA-060																		Y	Y	Y	Y		Y	Y	Y				
	Perfluoroundecanoate (PFUnA)	AXYS MLA-041	MLA-041			Y		Y	Y	Y																						
		AXYS MLA-042	MLA-042		Y																											
		AXYS MLA-043	MLA-043												Y	Y	Y	Y														
		AXYS MLA-060	MLA-060																		Y	Y	Y	Y		Y	Y	Y				
PPCP	1,7-Dimethylxanthine	EPA 1694	MLA-075											Y																		Y
		AXYS MLA-075	MLA-075			Y															Y												
	10-hydroxy-amitriptyline	AXYS MLA-075	MLA-075			Y															Y												
	2-hydroxy-ibuprofen	AXYS MLA-075	MLA-075			Y															Y												
	4-Epianhydrochlortetracycline (EACTC)	EPA 1694	MLA-075											Y																		Y
		AXYS MLA-075	MLA-075			Y															Y												
	4-Epianhydrotetracycline (EATC)	EPA 1694	MLA-075											Y																		Y
		AXYS MLA-075	MLA-075			Y															Y												
	4-Epichlortetracycline (ECTC)	EPA 1694	MLA-075											Y																		Y
		AXYS MLA-075	MLA-075			Y															Y												
	4-Epioxytetracycline (EOTC)	EPA 1694	MLA-075											Y																		Y
		AXYS MLA-075	MLA-075			Y															Y												
	4-Epitetracycline (ETC)	EPA 1694	MLA-075											Y																		Y
		AXYS MLA-075	MLA-075			Y															Y												
	Acetaminophen	EPA 1694	MLA-075											Y																		Y
		AXYS MLA-075	MLA-075			Y															Y												

AXYS Analytical Services Ltd - Detailed Accreditation Listing
file ref.: ACC-101 Rev.13

				Matrix and accrediting body																												
				Pulp	Serum	Solids								Tissue					Urine	Water	Water, Drinking			Water, Non-Potable								
Compound Class	Compound	Accredited Method ID	AXYS Method ID	CALA	CALA	CALA	California DPH	Florida DOH	Minnesota DOH	New Jersey DEP	New York DOH	Virginia DGS	Washington DE	Maine DOH	CALA	Florida DOH	Minnesota DOH	New Jersey DEP	Virginia DGS	CALA	CALA	Florida DOH	Minnesota DOH	New Jersey DEP	California DPH	Florida DOH	Minnesota DOH	New Jersey DEP	New York DOH	Virginia DGS	Washington DE	Maine DOH
	Albuterol	EPA 1694	MLA-075											Y																		Y
		AXYS MLA-075	MLA-075			Y															Y											
	Alprazolam	AXYS MLA-075	MLA-075			Y															Y											
	Amitriptyline	AXYS MLA-075	MLA-075			Y															Y											
	Amlodipine	AXYS MLA-075	MLA-075			Y															Y											
	Amphetamine	AXYS MLA-075	MLA-075			Y															Y											
	Anhydrochlortetracycline (ACTC)	EPA 1694	MLA-075											Y																		Y
		AXYS MLA-075	MLA-075			Y															Y											
	Anhydrotetracycline (ATC)	EPA 1694	MLA-075											Y																		Y
		AXYS MLA-075	MLA-075			Y															Y											
	Atenolol	AXYS MLA-075	MLA-075			Y															Y											
	Atorvastatin	AXYS MLA-075	MLA-075			Y															Y											
	Azithromycin	EPA 1694	MLA-075											Y																		Y
		AXYS MLA-075	MLA-075			Y															Y											
	Benzoylecgonine	AXYS MLA-075	MLA-075			Y															Y											
	Benztropine	AXYS MLA-075	MLA-075			Y															Y											
	Betamethasone	AXYS MLA-075	MLA-075			Y															Y											
	Bisphenol A	EPA 1694	MLA-075											Y																		Y
		AXYS MLA-075	MLA-075			Y															Y											
	Caffeine	EPA 1694	MLA-075											Y																		Y
		AXYS MLA-075	MLA-075			Y															Y											
	Carbadox	EPA 1694	MLA-075											Y																		Y
		AXYS MLA-075	MLA-075			Y															Y											
	Carbamazepine	EPA 1694	MLA-075											Y																		Y
		AXYS MLA-075	MLA-075			Y															Y											
	Cefotaxime	EPA 1694	MLA-075											Y																		Y
		AXYS MLA-075	MLA-075			Y															Y											
	Chlortetracycline (CTC)	EPA 1694	MLA-075											Y																		Y
		AXYS MLA-075	MLA-075			Y															Y											
	Cimetidine	EPA 1694	MLA-075											Y																		Y
		AXYS MLA-075	MLA-075			Y															Y											
	Ciprofloxacin	EPA 1694	MLA-075											Y																		Y
		AXYS MLA-075	MLA-075			Y															Y											
	Clarithromycin	EPA 1694	MLA-075											Y																		Y
		AXYS MLA-075	MLA-075			Y															Y											
	Clinafloxacin	EPA 1694	MLA-075											Y																		Y
		AXYS MLA-075	MLA-075			Y															Y											
	Clonidine	AXYS MLA-075	MLA-075			Y															Y											

AXYS Analytical Services Ltd - Detailed Accreditation Listing
file ref.: ACC-101 Rev.13

				Matrix and accrediting body																										
				Pulp	Serum	Solids								Tissue					Urine	Water	Water, Drinking			Water, Non-Potable						
Compound Class	Compound	Accredited Method ID	AXYS Method ID	CALA	CALA	CALA	California DPH	Florida DOH	Minnesota DOH	New Jersey DEP	New York DOH	Virginia DGS	Washington DE	Maine DOH	CALA	Florida DOH	Minnesota DOH	New Jersey DEP	Virginia DGS	CALA	CALA	Florida DOH	Minnesota DOH	New Jersey DEP	California DPH	Florida DOH	Minnesota DOH	New Jersey DEP	New York DOH	Virginia DGS	Washington DE	Maine DOH
	Cloxacillin	EPA 1694	MLA-075											Y																	Y
		AXYS MLA-075	MLA-075			Y															Y										
	Cocaine	AXYS MLA-075	MLA-075			Y															Y										
	Codeine	EPA 1694	MLA-075											Y																	Y
		AXYS MLA-075	MLA-075			Y															Y										
	Cotinine	EPA 1694	MLA-075											Y																	Y
		AXYS MLA-075	MLA-075			Y															Y										
	DEET (N,N-diethyl-m-toluamide)	AXYS MLA-075	MLA-075			Y															Y										
	Dehydronifedipine	EPA 1694	MLA-075											Y																	Y
		AXYS MLA-075	MLA-075			Y															Y										
	Demeclocycline	EPA 1694	MLA-075											Y																	Y
		AXYS MLA-075	MLA-075			Y															Y										
	Desmethyldiltiazem	AXYS MLA-075	MLA-075			Y															Y										
	Diazepam	AXYS MLA-075	MLA-075			Y															Y										
	Digoxigenin	EPA 1694	MLA-075											Y																	Y
		AXYS MLA-075	MLA-075			Y															Y										
	Digoxin	EPA 1694	MLA-075											Y																	Y
		AXYS MLA-075	MLA-075			Y															Y										
	Diltiazem	EPA 1694	MLA-075											Y																	Y
		AXYS MLA-075	MLA-075			Y															Y										
	Diphenhydramine	EPA 1694	MLA-075											Y																	Y
		AXYS MLA-075	MLA-075			Y															Y										
	Doxycycline	EPA 1694	MLA-075											Y																	Y
		AXYS MLA-075	MLA-075			Y															Y										
	Enalapril	EPA 1694	MLA-075											Y																	Y
		AXYS MLA-075	MLA-075			Y															Y										
	Enrofloxacin	EPA 1694	MLA-075											Y																	Y
		AXYS MLA-075	MLA-075			Y															Y										
	Erythromycin	AXYS MLA-075	MLA-075			Y															Y										
	Flumequine	EPA 1694	MLA-075											Y																	Y
		AXYS MLA-075	MLA-075			Y															Y										
	Fluocinonide	AXYS MLA-075	MLA-075			Y															Y										
	Fluoxetine	EPA 1694	MLA-075											Y																	Y
		AXYS MLA-075	MLA-075			Y															Y										
	Fluticasone propionate	AXYS MLA-075	MLA-075			Y															Y										
	Furosemide	AXYS MLA-075	MLA-075			Y															Y										
	Gemfibrozil	EPA 1694	MLA-075											Y																	Y
		AXYS MLA-075	MLA-075			Y															Y										

AXYS Analytical Services Ltd - Detailed Accreditation Listing
file ref.: ACC-101 Rev.13

				Matrix and accrediting body																												
				Pulp	Serum	Solids									Tissue					Urine	Water	Water, Drinking			Water, Non-Potable							
Compound Class	Compound	Accredited Method ID	AXYS Method ID	CALA	CALA	CALA	California DPH	Florida DOH	Minnesota DOH	New Jersey DEP	New York DOH	Virginia DGS	Washington DE	Maine DOH	CALA	Florida DOH	Minnesota DOH	New Jersey DEP	Virginia DGS	CALA	CALA	Florida DOH	Minnesota DOH	New Jersey DEP	California DPH	Florida DOH	Minnesota DOH	New Jersey DEP	New York DOH	Virginia DGS	Washington DE	Maine DOH
	Glipizide	AXYS MLA-075	MLA-075			Y															Y											
	Glyburide	AXYS MLA-075	MLA-075			Y															Y											
	Hydrochlorothiazide	AXYS MLA-075	MLA-075			Y															Y											
	Hydrocodone	AXYS MLA-075	MLA-075			Y															Y											
	Hydrocortisone	AXYS MLA-075	MLA-075			Y															Y											
	Ibuprofen	EPA 1694	MLA-075											Y																		Y
		AXYS MLA-075	MLA-075			Y															Y											
	Isochlortetracycline (ICTC)	EPA 1694	MLA-075											Y																		Y
		AXYS MLA-075	MLA-075			Y															Y											
	Lincomycin	EPA 1694	MLA-075											Y																		Y
		AXYS MLA-075	MLA-075			Y															Y											
	Lomefloxacin	EPA 1694	MLA-075											Y																		Y
		AXYS MLA-075	MLA-075			Y															Y											
	Meprobamate	AXYS MLA-075	MLA-075			Y															Y											
	Metformin	EPA 1694	MLA-075											Y																		Y
		AXYS MLA-075	MLA-075			Y															Y											
	Methylprednisolone	AXYS MLA-075	MLA-075			Y															Y											
	Metoprolol	AXYS MLA-075	MLA-075			Y															Y											
	Miconazole	EPA 1694	MLA-075											Y																		Y
		AXYS MLA-075	MLA-075			Y															Y											
	Minocycline	EPA 1694	MLA-075											Y																		Y
		AXYS MLA-075	MLA-075			Y															Y											
	Naproxen	EPA 1694	MLA-075											Y																		Y
		AXYS MLA-075	MLA-075			Y															Y											
	Norfloxacin	EPA 1694	MLA-075											Y																		Y
		AXYS MLA-075	MLA-075			Y															Y											
	Norfluoxetine	AXYS MLA-075	MLA-075			Y															Y											
	Norgestimate	EPA 1694	MLA-075											Y																		Y
		AXYS MLA-075	MLA-075			Y															Y											
	Norverapamil	AXYS MLA-075	MLA-075			Y															Y											
	Ofloxacin	EPA 1694	MLA-075											Y																		Y
		AXYS MLA-075	MLA-075			Y															Y											
	Ormetoprim	EPA 1694	MLA-075											Y																		Y
		AXYS MLA-075	MLA-075			Y															Y											
	Oxacillin	EPA 1694	MLA-075											Y																		Y
		AXYS MLA-075	MLA-075			Y															Y											
	Oxolinic acid	EPA 1694	MLA-075											Y																		Y
		AXYS MLA-075	MLA-075			Y															Y											

AXYS Analytical Services Ltd - Detailed Accreditation Listing
file ref.: ACC-101 Rev.13

				Matrix and accrediting body																												
				Pulp	Serum	Solids								Tissue					Urine	Water	Water, Drinking			Water, Non-Potable								
Compound Class	Compound	Accredited Method ID	AXYS Method ID	CALA	CALA	CALA	California DPH	Florida DOH	Minnesota DOH	New Jersey DEP	New York DOH	Virginia DGS	Washington DE	Maine DOH	CALA	Florida DOH	Minnesota DOH	New Jersey DEP	Virginia DGS	CALA	CALA	Florida DOH	Minnesota DOH	New Jersey DEP	California DPH	Florida DOH	Minnesota DOH	New Jersey DEP	New York DOH	Virginia DGS	Washington DE	Maine DOH
	Oxycodone	EPA 1694	MLA-075											Y																		Y
		AXYS MLA-075	MLA-075			Y															Y											
	Oxytetracycline (OTC)	EPA 1694	MLA-075											Y																		Y
		AXYS MLA-075	MLA-075			Y															Y											
	Paroxetine	EPA 1694	MLA-075											Y																		Y
		AXYS MLA-075	MLA-075			Y															Y											
	Penicillin G	EPA 1694	MLA-075											Y																		Y
		AXYS MLA-075	MLA-075			Y															Y											
	Penicillin V	EPA 1694	MLA-075											Y																		Y
		AXYS MLA-075	MLA-075			Y															Y											
	Prednisolone	AXYS MLA-075	MLA-075			Y															Y											
	Prednisone	AXYS MLA-075	MLA-075			Y															Y											
	Promethazine	AXYS MLA-075	MLA-075			Y															Y											
	Propoxyphene	AXYS MLA-075	MLA-075			Y															Y											
	Propranolol	AXYS MLA-075	MLA-075			Y															Y											
	Ranitidine	EPA 1694	MLA-075											Y																		Y
		AXYS MLA-075	MLA-075			Y															Y											
	Roxithromycin	EPA 1694	MLA-075											Y																		Y
		AXYS MLA-075	MLA-075			Y															Y											
	Sarafloxacin	EPA 1694	MLA-075											Y																		Y
		AXYS MLA-075	MLA-075			Y															Y											
	Sertraline	AXYS MLA-075	MLA-075			Y															Y											
	Simvastatin	AXYS MLA-075	MLA-075			Y															Y											
	Sulfachloropyridazine	EPA 1694	MLA-075											Y																		Y
		AXYS MLA-075	MLA-075			Y															Y											
	Sulfadiazine	EPA 1694	MLA-075											Y																		Y
		AXYS MLA-075	MLA-075			Y															Y											
	Sulfadimethoxine	EPA 1694	MLA-075											Y																		Y
		AXYS MLA-075	MLA-075			Y															Y											
	Sulfamerazine	EPA 1694	MLA-075											Y																		Y
		AXYS MLA-075	MLA-075			Y															Y											
	Sulfamethazine	EPA 1694	MLA-075											Y																		Y
		AXYS MLA-075	MLA-075			Y															Y											
	Sulfamethizole	EPA 1694	MLA-075											Y																		Y
		AXYS MLA-075	MLA-075			Y															Y											
	Sulfamethoxazole	EPA 1694	MLA-075											Y																		Y
		AXYS MLA-075	MLA-075			Y															Y											
	Sulfanilamide	EPA 1694	MLA-075											Y																		Y

AXYS Analytical Services Ltd - Detailed Accreditation Listing
file ref.: ACC-101 Rev.13

				Matrix and accrediting body																												
				Pulp	Serum	Solids									Tissue					Urine	Water	Water, Drinking			Water, Non-Potable							
Compound Class	Compound	Accredited Method ID	AXYS Method ID	CALA	CALA	CALA	California DPH	Florida DOH	Minnesota DOH	New Jersey DEP	New York DOH	Virginia DGS	Washington DE	Maine DOH	CALA	Florida DOH	Minnesota DOH	New Jersey DEP	Virginia DGS	CALA	CALA	Florida DOH	Minnesota DOH	New Jersey DEP	California DPH	Florida DOH	Minnesota DOH	New Jersey DEP	New York DOH	Virginia DGS	Washington DE	Maine DOH
		AXYS MLA-075	MLA-075			Y															Y											
	Sulfathiazole	EPA 1694	MLA-075											Y																		Y
		AXYS MLA-075	MLA-075			Y															Y											
	Tetracycline (TC)	EPA 1694	MLA-075											Y																		Y
		AXYS MLA-075	MLA-075			Y															Y											
	Theophylline	AXYS MLA-075	MLA-075			Y															Y											
	Thiabendazole	EPA 1694	MLA-075											Y																		Y
		AXYS MLA-075	MLA-075			Y															Y											
	Trenbolone	AXYS MLA-075	MLA-075			Y															Y											
	Trenbolone acetate	AXYS MLA-075	MLA-075			Y															Y											
	Triamterene	AXYS MLA-075	MLA-075			Y															Y											
	Triclocarban	EPA 1694	MLA-075											Y																		Y
		AXYS MLA-075	MLA-075			Y															Y											
	Triclosan	EPA 1694	MLA-075											Y																		Y
		AXYS MLA-075	MLA-075			Y															Y											
	Trimethoprim	EPA 1694	MLA-075											Y																		Y
		AXYS MLA-075	MLA-075			Y															Y											
	Tylosin	EPA 1694	MLA-075											Y																		Y
		AXYS MLA-075	MLA-075			Y															Y											
	Valsartan	AXYS MLA-075	MLA-075			Y															Y											
	Verapamil	AXYS MLA-075	MLA-075			Y															Y											
	Virginiamycin	EPA 1694	MLA-075											Y																		Y
		AXYS MLA-075	MLA-075			Y															Y											
	Warfarin	EPA 1694	MLA-075											Y																		Y
		AXYS MLA-075	MLA-075			Y															Y											
	Erythromycin anydrate	EPA 1694	MLA-075											Y																		Y
Targeted Metabolites	11, 14, 17-eicosatrienoic acid (eicosatrienoic acid)	AXYS MLM-001	MLM-001												Y																	
	11, 14-eicosadienoic acid	AXYS MLM-001	MLM-001												Y																	
	3-hydroxytyrosine	AXYS MLM-001	MLM-001												Y																	
	Acetylcarnitine	AXYS MLM-001	MLM-001												Y																	
	Acetylornithine	AXYS MLM-001	MLM-001												Y																	
	Alanine	AXYS MLM-001	MLM-001												Y																	
	alpha-Aminoadipic acid	AXYS MLM-001	MLM-001												Y																	
	Arginine	AXYS MLM-001	MLM-001												Y																	
	Asparagine	AXYS MLM-001	MLM-001												Y																	
	Aspartate	AXYS MLM-001	MLM-001												Y																	
	Asymmetric dimethylarginine	AXYS MLM-001	MLM-001												Y																	
	Butenylcarnitine	AXYS MLM-001	MLM-001												Y																	

AXYS Analytical Services Ltd - Detailed Accreditation Listing
file ref.: ACC-101 Rev.13

				Matrix and accrediting body																												
				Pulp	Serum	Solids								Tissue					Urine	Water	Water, Drinking			Water, Non-Potable								
Compound Class	Compound	Accredited Method ID	AXYS Method ID	CALA	CALA	CALA	California DPH	Florida DOH	Minnesota DOH	New Jersey DEP	New York DOH	Virginia DGS	Washington DE	Maine DOH	CALA	Florida DOH	Minnesota DOH	New Jersey DEP	Virginia DGS	CALA	CALA	Florida DOH	Minnesota DOH	New Jersey DEP	California DPH	Florida DOH	Minnesota DOH	New Jersey DEP	New York DOH	Virginia DGS	Washington DE	Maine DOH
	Butyrylcarnitine	AXYS MLM-001	MLM-001												Y																	
	C22:5 ISOMER 1 (tentatively all-cis-4, 8, 12, 15, 19-docosapentaenoic acid)	AXYS MLM-001	MLM-001												Y																	
	C22:5 ISOMER 2 (all-cis-7,10,13,16,19-docosapentaenoic acid (DPA)	AXYS MLM-001	MLM-001												Y																	
	C22:5 ISOMER 3 (tentatively all-cis-4, 7, 10, 13, 16-docosapentaenoic acid)	AXYS MLM-001	MLM-001												Y																	
	Carnitine	AXYS MLM-001	MLM-001												Y																	
	Carnosine	AXYS MLM-001	MLM-001												Y																	
	chenodeoxycholic acid	AXYS MLM-001	MLM-001												Y																	
	cholic acid	AXYS MLM-001	MLM-001												Y																	
	Citrulline	AXYS MLM-001	MLM-001												Y																	
	Creatinine	AXYS MLM-001	MLM-001												Y																	
	Decadienylcarnitine	AXYS MLM-001	MLM-001												Y																	
	decanoic acid (capric acid)	AXYS MLM-001	MLM-001												Y																	
	Decanoylcarnitine	AXYS MLM-001	MLM-001												Y																	
	Decenoylcarnitine	AXYS MLM-001	MLM-001												Y																	
	deoxycholic acid	AXYS MLM-001	MLM-001												Y																	
	docosahexaenoic acid (DHA)	AXYS MLM-001	MLM-001												Y																	
	docosatetraenoic acid (adrenic acid)	AXYS MLM-001	MLM-001												Y																	
	Dodecanedioylcarnitine	AXYS MLM-001	MLM-001												Y																	
	Dodecanoylcarnitine	AXYS MLM-001	MLM-001												Y																	
	Dodecenoylcarnitine	AXYS MLM-001	MLM-001												Y																	
	Dopamine	AXYS MLM-001	MLM-001												Y																	
	eicosapentaenoic acid (EPA)	AXYS MLM-001	MLM-001												Y																	
	Eicosatetraenoic acid (arachidonic acid)	AXYS MLM-001	MLM-001												Y																	
	eicosatrienoic acid (dihomo-γ-linolenic acid)	AXYS MLM-001	MLM-001												Y																	
	Glutaconylcarnitine	AXYS MLM-001	MLM-001												Y																	
	Glutamate	AXYS MLM-001	MLM-001												Y																	
	Glutamine	AXYS MLM-001	MLM-001												Y																	
	Glutarylcarnitine (Hydroxyhexanoylcarnitine)	AXYS MLM-001	MLM-001												Y																	
	Glycine	AXYS MLM-001	MLM-001												Y																	
	glycochenodeoxycholic acid	AXYS MLM-001	MLM-001												Y																	
	glycocholic acid	AXYS MLM-001	MLM-001												Y																	
	glycodeoxycholic acid	AXYS MLM-001	MLM-001												Y																	
	Hexadecadienylcarnitine	AXYS MLM-001	MLM-001												Y																	
	hexadecanoic acid (palmitic acid)	AXYS MLM-001	MLM-001												Y																	
	Hexadecanoylcarnitine	AXYS MLM-001	MLM-001												Y																	
	hexadecenoic acid (palmitoleic acid)	AXYS MLM-001	MLM-001												Y																	
	Hexadecenoylcarnitine	AXYS MLM-001	MLM-001												Y																	
	Hexanoylcarnitine (Fumarylcarnitine)	AXYS MLM-001	MLM-001												Y																	

AXYS Analytical Services Ltd - Detailed Accreditation Listing
file ref.: ACC-101 Rev.13

				Matrix and accrediting body																												
				Pulp	Serum	Solids									Tissue						Urine	Water	Water, Drinking			Water, Non-Potable							
Compound Class	Compound	Accredited Method ID	AXYS Method ID	CALA	CALA	CALA	California DPH	Florida DOH	Minnesota DOH	New Jersey DEP	New York DOH	Virginia DGS	Washington DE	Maine DOH	CALA	Florida DOH	Minnesota DOH	New Jersey DEP	Virginia DGS	CALA	CALA	Florida DOH	Minnesota DOH	New Jersey DEP	California DPH	Florida DOH	Minnesota DOH	New Jersey DEP	New York DOH	Virginia DGS	Washington DE	Maine DOH
	Hexenoylcarnitine	AXYS MLM-001	MLM-001												Y																	
	Hexose (sum isomers)	AXYS MLM-001	MLM-001												Y																	
	Histamine	AXYS MLM-001	MLM-001												Y																	
	Histidine	AXYS MLM-001	MLM-001												Y																	
	Hydroxyhexadecadienylcarnitine	AXYS MLM-001	MLM-001												Y																	
	Hydroxyhexadecanoylcarnitine	AXYS MLM-001	MLM-001												Y																	
	Hydroxyhexadecenoylcarnitine	AXYS MLM-001	MLM-001												Y																	
	Hydroxylbutyrylcarnitine	AXYS MLM-001	MLM-001												Y																	
	Hydroxyoctadecenoylcarnitine	AXYS MLM-001	MLM-001												Y																	
	Hydroxyproline	AXYS MLM-001	MLM-001												Y																	
	Hydroxypropionylcarnitine	AXYS MLM-001	MLM-001												Y																	
	Hydroxysphingomyeline C14:1	AXYS MLM-001	MLM-001												Y																	
	Hydroxysphingomyeline C16:1	AXYS MLM-001	MLM-001												Y																	
	Hydroxysphingomyeline C22:1	AXYS MLM-001	MLM-001												Y																	
	Hydroxysphingomyeline C22:2	AXYS MLM-001	MLM-001												Y																	
	Hydroxysphingomyeline C24:1	AXYS MLM-001	MLM-001												Y																	
	Hydroxytetradecadienylcarnitine	AXYS MLM-001	MLM-001												Y																	
	Hydroxytetradecenoylcarnitine	AXYS MLM-001	MLM-001												Y																	
	Hydroxyvalerylcarnitine (Methylmalonylcarnitine)	AXYS MLM-001	MLM-001												Y																	
	Isoleucine	AXYS MLM-001	MLM-001												Y																	
	Kynurenine	AXYS MLM-001	MLM-001												Y																	
	Leucine	AXYS MLM-001	MLM-001												Y																	
	lithocholic acid	AXYS MLM-001	MLM-001												Y																	
	Lysine	AXYS MLM-001	MLM-001												Y																	
	lysoPhosphatidylcholine acyl C14:0	AXYS MLM-001	MLM-001												Y																	
	lysoPhosphatidylcholine acyl C16:0	AXYS MLM-001	MLM-001												Y																	
	lysoPhosphatidylcholine acyl C16:1	AXYS MLM-001	MLM-001												Y																	
	lysoPhosphatidylcholine acyl C17:0	AXYS MLM-001	MLM-001												Y																	
	lysoPhosphatidylcholine acyl C18:0	AXYS MLM-001	MLM-001												Y																	
	lysoPhosphatidylcholine acyl C18:1	AXYS MLM-001	MLM-001												Y																	
	lysoPhosphatidylcholine acyl C18:2	AXYS MLM-001	MLM-001												Y																	
	lysoPhosphatidylcholine acyl C20:3	AXYS MLM-001	MLM-001												Y																	
	lysoPhosphatidylcholine acyl C20:4	AXYS MLM-001	MLM-001												Y																	
	lysoPhosphatidylcholine acyl C24:0	AXYS MLM-001	MLM-001												Y																	
	lysoPhosphatidylcholine acyl C26:1	AXYS MLM-001	MLM-001												Y																	
	lysoPhosphatidylcholine acyl C28:0	AXYS MLM-001	MLM-001												Y																	
	lysoPhosphatidylcholine acyl C28:1	AXYS MLM-001	MLM-001												Y																	
	Methionine	AXYS MLM-001	MLM-001												Y																	

AXYS Analytical Services Ltd - Detailed Accreditation Listing
file ref.: ACC-101 Rev.13

				Matrix and accrediting body																												
				Pulp	Serum	Solids								Tissue					Urine	Water	Water, Drinking			Water, Non-Potable								
Compound Class	Compound	Accredited Method ID	AXYS Method ID	CALA	CALA	CALA	California DPH	Florida DOH	Minnesota DOH	New Jersey DEP	New York DOH	Virginia DGS	Washington DE	Maine DOH	CALA	Florida DOH	Minnesota DOH	New Jersey DEP	Virginia DGS	CALA	CALA	Florida DOH	Minnesota DOH	New Jersey DEP	California DPH	Florida DOH	Minnesota DOH	New Jersey DEP	New York DOH	Virginia DGS	Washington DE	Maine DOH
	Methioninesulfoxide	AXYS MLM-001	MLM-001											Y																	
	Methylglutarylcarnitine	AXYS MLM-001	MLM-001											Y																	
	Nitrotyrosine	AXYS MLM-001	MLM-001											Y																	
	Nonaylcarnitine	AXYS MLM-001	MLM-001											Y																	
	octadecadienoic acid (linoleic acid)	AXYS MLM-001	MLM-001											Y																	
	Octadecadienylcarnitine	AXYS MLM-001	MLM-001											Y																	
	octadecanoic acid (stearic acid)	AXYS MLM-001	MLM-001											Y																	
	Octadecanoylcarnitine	AXYS MLM-001	MLM-001											Y																	
	octadecatrienoic acid (γ-linolenic acid)	AXYS MLM-001	MLM-001											Y																	
	Octadecenoylcarnitine	AXYS MLM-001	MLM-001											Y																	
	Octanoylcarnitine	AXYS MLM-001	MLM-001											Y																	
	Ornithine	AXYS MLM-001	MLM-001											Y																	
	Phenylalanine	AXYS MLM-001	MLM-001											Y																	
	Phenylethylamine	AXYS MLM-001	MLM-001											Y																	
	Phosphatidylcholine acyl-alkyl C30:0	AXYS MLM-001	MLM-001											Y																	
	Phosphatidylcholine acyl-alkyl C30:1	AXYS MLM-001	MLM-001											Y																	
	Phosphatidylcholine acyl-alkyl C30:2	AXYS MLM-001	MLM-001											Y																	
	Phosphatidylcholine acyl-alkyl C32:1	AXYS MLM-001	MLM-001											Y																	
	Phosphatidylcholine acyl-alkyl C32:2	AXYS MLM-001	MLM-001											Y																	
	Phosphatidylcholine acyl-alkyl C34:0	AXYS MLM-001	MLM-001											Y																	
	Phosphatidylcholine acyl-alkyl C34:1	AXYS MLM-001	MLM-001											Y																	
	Phosphatidylcholine acyl-alkyl C34:2	AXYS MLM-001	MLM-001											Y																	
	Phosphatidylcholine acyl-alkyl C34:3	AXYS MLM-001	MLM-001											Y																	
	Phosphatidylcholine acyl-alkyl C36:0	AXYS MLM-001	MLM-001											Y																	
	Phosphatidylcholine acyl-alkyl C36:1	AXYS MLM-001	MLM-001											Y																	
	Phosphatidylcholine acyl-alkyl C36:2	AXYS MLM-001	MLM-001											Y																	
	Phosphatidylcholine acyl-alkyl C36:3	AXYS MLM-001	MLM-001											Y																	
	Phosphatidylcholine acyl-alkyl C36:4	AXYS MLM-001	MLM-001											Y																	
	Phosphatidylcholine acyl-alkyl C36:5	AXYS MLM-001	MLM-001											Y																	
	Phosphatidylcholine acyl-alkyl C38:0	AXYS MLM-001	MLM-001											Y																	
	Phosphatidylcholine acyl-alkyl C38:1	AXYS MLM-001	MLM-001											Y																	
	Phosphatidylcholine acyl-alkyl C38:2	AXYS MLM-001	MLM-001											Y																	
	Phosphatidylcholine acyl-alkyl C38:3	AXYS MLM-001	MLM-001											Y																	
	Phosphatidylcholine acyl-alkyl C38:5	AXYS MLM-001	MLM-001											Y																	
	Phosphatidylcholine acyl-alkyl C38:6	AXYS MLM-001	MLM-001											Y																	
	Phosphatidylcholine acyl-alkyl C40:1	AXYS MLM-001	MLM-001											Y																	
	Phosphatidylcholine acyl-alkyl C40:2	AXYS MLM-001	MLM-001											Y																	
	Phosphatidylcholine acyl-alkyl C40:3	AXYS MLM-001	MLM-001											Y																	

AXYS Analytical Services Ltd - Detailed Accreditation Listing
file ref.: ACC-101 Rev.13

				Matrix and accrediting body																												
				Pulp	Serum	Solids								Tissue					Urine	Water	Water, Drinking			Water, Non-Potable								
Compound Class	Compound	Accredited Method ID	AXYS Method ID	CALA	CALA	CALA	California DPH	Florida DOH	Minnesota DOH	New Jersey DEP	New York DOH	Virginia DGS	Washington DE	Maine DOH	CALA	Florida DOH	Minnesota DOH	New Jersey DEP	Virginia DGS	CALA	CALA	Florida DOH	Minnesota DOH	New Jersey DEP	California DPH	Florida DOH	Minnesota DOH	New Jersey DEP	New York DOH	Virginia DGS	Washington DE	Maine DOH
	Phosphatidylcholine acyl-alkyl C40:4	AXYS MLM-001	MLM-001											Y																		
	Phosphatidylcholine acyl-alkyl C40:5	AXYS MLM-001	MLM-001											Y																		
	Phosphatidylcholine acyl-alkyl C40:6	AXYS MLM-001	MLM-001											Y																		
	Phosphatidylcholine acyl-alkyl C42:0	AXYS MLM-001	MLM-001											Y																		
	Phosphatidylcholine acyl-alkyl C42:1	AXYS MLM-001	MLM-001											Y																		
	Phosphatidylcholine acyl-alkyl C42:2	AXYS MLM-001	MLM-001											Y																		
	Phosphatidylcholine acyl-alkyl C42:3	AXYS MLM-001	MLM-001											Y																		
	Phosphatidylcholine acyl-alkyl C42:4	AXYS MLM-001	MLM-001											Y																		
	Phosphatidylcholine acyl-alkyl C42:5	AXYS MLM-001	MLM-001											Y																		
	Phosphatidylcholine acyl-alkyl C44:3	AXYS MLM-001	MLM-001											Y																		
	Phosphatidylcholine acyl-alkyl C44:4	AXYS MLM-001	MLM-001											Y																		
	Phosphatidylcholine acyl-alkyl C44:5	AXYS MLM-001	MLM-001											Y																		
	Phosphatidylcholine acyl-alkyl C44:6	AXYS MLM-001	MLM-001											Y																		
	Phosphatidylcholine diacyl C24:0	AXYS MLM-001	MLM-001											Y																		
	Phosphatidylcholine diacyl C26:0	AXYS MLM-001	MLM-001											Y																		
	Phosphatidylcholine diacyl C28:1	AXYS MLM-001	MLM-001											Y																		
	Phosphatidylcholine diacyl C30:0	AXYS MLM-001	MLM-001											Y																		
	Phosphatidylcholine diacyl C30:2	AXYS MLM-001	MLM-001											Y																		
	Phosphatidylcholine diacyl C32:0	AXYS MLM-001	MLM-001											Y																		
	Phosphatidylcholine diacyl C32:1	AXYS MLM-001	MLM-001											Y																		
	Phosphatidylcholine diacyl C32:2	AXYS MLM-001	MLM-001											Y																		
	Phosphatidylcholine diacyl C32:3	AXYS MLM-001	MLM-001											Y																		
	Phosphatidylcholine diacyl C34:1	AXYS MLM-001	MLM-001											Y																		
	Phosphatidylcholine diacyl C34:2	AXYS MLM-001	MLM-001											Y																		
	Phosphatidylcholine diacyl C34:3	AXYS MLM-001	MLM-001											Y																		
	Phosphatidylcholine diacyl C34:4	AXYS MLM-001	MLM-001											Y																		
	Phosphatidylcholine diacyl C36:0	AXYS MLM-001	MLM-001											Y																		
	Phosphatidylcholine diacyl C36:1	AXYS MLM-001	MLM-001											Y																		
	Phosphatidylcholine diacyl C36:2	AXYS MLM-001	MLM-001											Y																		
	Phosphatidylcholine diacyl C36:3	AXYS MLM-001	MLM-001											Y																		
	Phosphatidylcholine diacyl C36:4	AXYS MLM-001	MLM-001											Y																		
	Phosphatidylcholine diacyl C36:5	AXYS MLM-001	MLM-001											Y																		
	Phosphatidylcholine diacyl C36:6	AXYS MLM-001	MLM-001											Y																		
	Phosphatidylcholine diacyl C38:0	AXYS MLM-001	MLM-001											Y																		
	Phosphatidylcholine diacyl C38:1	AXYS MLM-001	MLM-001											Y																		
	Phosphatidylcholine diacyl C38:3	AXYS MLM-001	MLM-001											Y																		
	Phosphatidylcholine diacyl C38:4	AXYS MLM-001	MLM-001											Y																		
	Phosphatidylcholine diacyl C38:5	AXYS MLM-001	MLM-001											Y																		

AXYS Analytical Services Ltd - Detailed Accreditation Listing
file ref.: ACC-101 Rev.13

				Matrix and accrediting body																												
				Pulp	Serum	Solids									Tissue						Urine	Water	Water, Drinking				Water, Non-Potable						
Compound Class	Compound	Accredited Method ID	AXYS Method ID	CALA	CALA	CALA	California DPH	Florida DOH	Minnesota DOH	New Jersey DEP	New York DOH	Virginia DGS	Washington DE	Maine DOH	CALA	Florida DOH	Minnesota DOH	New Jersey DEP	Virginia DGS	CALA	CALA	Florida DOH	Minnesota DOH	New Jersey DEP	California DPH	Florida DOH	Minnesota DOH	New Jersey DEP	New York DOH	Virginia DGS	Washington DE	Maine DOH
	Phosphatidylcholine diacyl C38:6	AXYS MLM-001	MLM-001												Y																	
	Phosphatidylcholine diacyl C40:1	AXYS MLM-001	MLM-001												Y																	
	Phosphatidylcholine diacyl C40:2	AXYS MLM-001	MLM-001												Y																	
	Phosphatidylcholine diacyl C40:3	AXYS MLM-001	MLM-001												Y																	
	Phosphatidylcholine diacyl C40:4	AXYS MLM-001	MLM-001												Y																	
	Phosphatidylcholine diacyl C40:5	AXYS MLM-001	MLM-001												Y																	
	Phosphatidylcholine diacyl C40:6	AXYS MLM-001	MLM-001												Y																	
	Phosphatidylcholine diacyl C42:0	AXYS MLM-001	MLM-001												Y																	
	Phosphatidylcholine diacyl C42:1	AXYS MLM-001	MLM-001												Y																	
	Phosphatidylcholine diacyl C42:2	AXYS MLM-001	MLM-001												Y																	
	Phosphatidylcholine diacyl C42:4	AXYS MLM-001	MLM-001												Y																	
	Phosphatidylcholine diacyl C42:5	AXYS MLM-001	MLM-001												Y																	
	Phosphatidylcholine diacyl C42:6	AXYS MLM-001	MLM-001												Y																	
	Pimelylcarnitine	AXYS MLM-001	MLM-001												Y																	
	Proline	AXYS MLM-001	MLM-001												Y																	
	Propenoylcarnitine	AXYS MLM-001	MLM-001												Y																	
	Propionylcarnitine	AXYS MLM-001	MLM-001												Y																	
	Putrescine	AXYS MLM-001	MLM-001												Y																	
	Sarcosine	AXYS MLM-001	MLM-001												Y																	
	Serine	AXYS MLM-001	MLM-001												Y																	
	Serotonin	AXYS MLM-001	MLM-001												Y																	
	Spermidine	AXYS MLM-001	MLM-001												Y																	
	Spermine	AXYS MLM-001	MLM-001												Y																	
	Sphingomyeline C16:0	AXYS MLM-001	MLM-001												Y																	
	Sphingomyeline C16:1	AXYS MLM-001	MLM-001												Y																	
	Sphingomyeline C18:0	AXYS MLM-001	MLM-001												Y																	
	Sphingomyeline C18:1	AXYS MLM-001	MLM-001												Y																	
	Sphingomyeline C20:2	AXYS MLM-001	MLM-001												Y																	
	Sphingomyeline C22:3	AXYS MLM-001	MLM-001												Y																	
	Sphingomyeline C24:0	AXYS MLM-001	MLM-001												Y																	
	Sphingomyeline C24:1	AXYS MLM-001	MLM-001												Y																	
	Sphingomyeline C26:0	AXYS MLM-001	MLM-001												Y																	
	Sphingomyeline C26:1	AXYS MLM-001	MLM-001												Y																	
	Symmetric dimethylarginine	AXYS MLM-001	MLM-001												Y																	
	Taurine	AXYS MLM-001	MLM-001												Y																	
	taurochenodeoxycholic acid	AXYS MLM-001	MLM-001												Y																	
	taurocholic acid	AXYS MLM-001	MLM-001												Y																	
	taurodeoxycholic acid	AXYS MLM-001	MLM-001												Y																	

AXYS Analytical Services Ltd - Detailed Accreditation Listing
file ref.: ACC-101 Rev.13

				Matrix and accrediting body																												
				Pulp	Serum	Solids									Tissue						Urine	Water	Water, Drinking				Water, Non-Potable						
Compound Class	Compound	Accredited Method ID	AXYS Method ID	CALA	CALA	CALA	California DPH	Florida DOH	Minnesota DOH	New Jersey DEP	New York DOH	Virginia DGS	Washington DE	Maine DOH	CALA	Florida DOH	Minnesota DOH	New Jersey DEP	Virginia DGS	CALA	CALA	Florida DOH	Minnesota DOH	New Jersey DEP	California DPH	Florida DOH	Minnesota DOH	New Jersey DEP	New York DOH	Virginia DGS	Washington DE	Maine DOH
	taurolithocholic acid	AXYS MLM-001	MLM-001												Y																	
	tauroursodexoycholic acid	AXYS MLM-001	MLM-001												Y																	
	Tetradecadienylcarnitine	AXYS MLM-001	MLM-001												Y																	
	tetradecanoic acid (myristic acid)	AXYS MLM-001	MLM-001												Y																	
	Tetradecanoylcarnitine	AXYS MLM-001	MLM-001												Y																	
	Tetradecenoylcarnitine	AXYS MLM-001	MLM-001												Y																	
	Threonine	AXYS MLM-001	MLM-001												Y																	
	Tiglylcarnitine	AXYS MLM-001	MLM-001												Y																	
	Total dimethylarginine	AXYS MLM-001	MLM-001												Y																	
	Tryptophan	AXYS MLM-001	MLM-001												Y																	
	Tyrosine	AXYS MLM-001	MLM-001												Y																	
	ursodexoycholic acid	AXYS MLM-001	MLM-001												Y																	
	Valerylcarnitine	AXYS MLM-001	MLM-001												Y																	
	Valine	AXYS MLM-001	MLM-001												Y																	
TBBPA	Tetrabromobisphenol A	AXYS MLA-079	MLA-079		Y																											

Legend

BPA and mPE	Bisphenol A and mono-Phthalate Esters
HBCDD	Hexabromocyclododecane
OC Pesticides	Organochlorine Pesticides
PAH	Polycyclic Aromatic Hydrocarbons
PBDPE	Polybrominated diphenylethers
PCB	Polychlorinated Biphenyls
PCDDF	Polychlorinated dibenzodioxins/furans
PFC	Perfluorinated Compounds
PPCP	Pharmaceutical and Personal Care Products
TBBPA	Tetrabromobisphenol A
CALA	Canadian Association for Laboratory Accreditation Inc., Lab ID A2637
California DPH	California Department of Public Health, Lab ID 01138CA
Florida DOH	Florida Department of Health, Lab ID E871007
Minnesota DOH	Minnesota Department of Health, Lab ID 232-999-430
New Jersey DEP	New Jersey Department of Health, Lab ID CANA005
New York DOH	New York Department of Health, Lab ID 11674
Washington DE	Washington Department of Ecology, Lab ID C404
Virginia DGS	Virginia Department of General Services, Division of Consolidated Laboratory Services, Lab ID 460224
Maine DOH	Maine Center for Disease Control and Prevention, Department of Health and Human Services, Lab ID CN00003

APPENDIX D

Pilot Study RBAF Calculations

Appendix D

Relative Bioavailability Factor Calculation Summary

			Ave Food per cage (g/day)	Diet Conc. (mg/kg)	COC Dose (ug/day)	Molecular Weight (ug/umole)	COC Dose (umole/day)		Urine Day 7 (mL/day)	Urine Conc. (ug/mL)	COC Dose (ug/day)	Molecular Weight (ug/umole)	COC Dose (umole/day)	Percent Dose Excreted in Urine (%)	RBA
Day 7	Food Day 6 (g/day)	Food Day 7 (g/day)													
10% Soil Test Article															
Benzo(a)pyrene	4.03	4.2	16.46	26.67	438.9	252.3	1.74	3OH-BaP	3.9	0.363	1.4157	268.3	0.00528	0.303	0.30
Benzo(a)pyrene	4.03	4.2	16.46	26.67	438.9	252.3	1.74	9OH-BaP	3.9	0.256	0.9984	268.3	0.00372	0.214	0.28
Benzo(a)anthracene	4.03	4.2	16.46	21	345.7	228	1.52	3OH-BaA	3.9	0.034	0.1326	244	0.00054	0.036	0.37
Chrysene	4.03	4.2	16.46	26.33	433.4	228	1.90	3OH-CHR	3.9	0.102	0.3978	244	0.00163	0.086	0.42
Soil Extract															
Benzo(a)pyrene	2.6	3.23	11.66	24.33	283.7	252.3	1.12	3OH-BaP	6.5	0.466	3.029	268.3	0.01129	1.004	
Benzo(a)pyrene	2.6	3.23	11.66	24.33	283.7	252.3	1.12	9OH-BaP	6.5	0.36	2.34	268.3	0.00872	0.776	
Benzo(a)anthracene	2.6	3.23	11.66	18	209.9	228	0.92	3OH-BaA	6.5	0.0331	0.21515	244	0.00088	0.096	
Chrysene	2.6	3.23	11.66	25.33	295.4	228	1.30	3OH-CHR	6.5	0.0997	0.64805	244	0.00266	0.205	
Day 14	Food Day 13 (g/day)	Food Day 14 (g/day)													
10% Soil Test Article															
Benzo(a)pyrene	3.15	3.45	13.20	26.67	352.0	252.3	1.40	3OH-BaP	3.2	0.375	1.2	268.3	0.00447	0.321	0.31
Benzo(a)pyrene	3.15	3.45	13.20	26.67	352.0	252.3	1.40	9OH-BaP	3.2	0.315	1.008	268.3	0.00376	0.269	0.34
Benzo(a)anthracene	3.15	3.45	13.20	21	277.2	228	1.22	3OH-BaA	3.2	0.0335	0.1072	244	0.00044	0.036	0.35
Chrysene	3.15	3.45	13.20	26.33	347.6	228	1.52	3OH-CHR	3.2	0.127	0.4064	244	0.00167	0.109	0.57
Soil Extract															
Benzo(a)pyrene	3.03	3.13	12.32	24.33	299.8	252.3	1.19	3OH-BaP	4.3	0.771	3.3153	268.3	0.01236	1.040	
Benzo(a)pyrene	3.03	3.13	12.32	24.33	299.8	252.3	1.19	9OH-BaP	4.3	0.592	2.5456	268.3	0.00949	0.798	
Benzo(a)anthracene	3.03	3.13	12.32	18	221.8	228	0.97	3OH-BaA	4.3	0.0578	0.24854	244	0.00102	0.105	
Chrysene	3.03	3.13	12.32	25.33	312.1	228	1.37	3OH-CHR	4.3	0.149	0.6407	244	0.00263	0.192	
Day 7	Food Day 6 (g/day)	Food Day 7 (g/day)													
10% Fragment Test Article															
Benzo(a)pyrene	1.95	2.48	8.86	123	1089.8	252.3	4.32	3OH-BaP	9	0.491	4.419	268.3	0.01647	0.381	0.28
Benzo(a)pyrene	1.95	2.48	8.86	123	1089.8	252.3	4.32	9OH-BaP	9	0.427	3.843	268.3	0.01432	0.332	0.27
Benzo(a)anthracene	1.95	2.48	8.86	106	939.2	228	4.12	3OH-BaA	9	0.0338	0.3042	244	0.00125	0.030	0.19
Chrysene	1.95	2.48	8.86	127	1125.2	228	4.94	3OH-CHR	9	0.106	0.954	244	0.00391	0.079	0.32
Fragment Extract															
Benzo(a)pyrene	2.18	2.13	8.62	104	896.5	252.3	3.55	3OH-BaP	9.5	1.37	13.015	268.3	0.04851	1.365	
Benzo(a)pyrene	2.18	2.13	8.62	104	896.5	252.3	3.55	9OH-BaP	9.5	1.23	11.685	268.3	0.04355	1.226	
Benzo(a)anthracene	2.18	2.13	8.62	90	775.8	228	3.40	3OH-BaA	9.5	0.138	1.311	244	0.00537	0.158	
Chrysene	2.18	2.13	8.62	119	1025.8	228	4.50	3OH-CHR	9.5	0.282	2.679	244	0.01098	0.244	

Appendix D

Relative Bioavailability Factor Calculation Summary

Day 9	Food Day 8 (g/day)	Food Day 9 (g/day)	Ave Food per cage (g/day)	Diet Conc. (mg/kg)	COC Dose (ug/day)	Molecular Weight (ug/umole)	COC Dose (umole/day)		Urine Day 7 (mL/day)	Urine Conc. (ug/mL)	COC Dose (ug/day)	Molecular Weight (ug/umole)	COC Dose (umole/day)	Percent Dose Excreted in Urine (%)	RBA
10% Fragment Test Article															
Benzo(a)pyrene	1.65	1.78	6.86	123	843.8	252.3	3.34	3OH-BaP	9.5	0.421	3.9995	268.3	0.01491	0.446	0.37
Benzo(a)pyrene	1.65	1.78	6.86	123	843.8	252.3	3.34	9OH-BaP	9.5	0.323	3.0685	268.3	0.01144	0.342	0.36
Benzo(a)anthracene	1.65	1.78	6.86	106	727.2	228	3.19	3OH-BaA	9.5	0.0433	0.41135	244	0.00169	0.053	0.38
Chrysene	1.65	1.78	6.86	127	871.2	228	3.82	3OH-CHR	9.5	0.101	0.9595	244	0.00393	0.103	0.41
Fragment Extract															
Benzo(a)pyrene	1.98	1.95	7.86	104	817.4	252.3	3.24	3OH-BaP	6.5	1.63	10.595	268.3	0.03949	1.219	
Benzo(a)pyrene	1.98	1.95	7.86	104	817.4	252.3	3.24	9OH-BaP	6.5	1.28	8.32	268.3	0.03101	0.957	
Benzo(a)anthracene	1.98	1.95	7.86	90	707.4	228	3.10	3OH-BaA	6.5	0.161	1.0465	244	0.00429	0.138	
Chrysene	1.98	1.95	7.86	119	935.3	228	4.10	3OH-CHR	6.5	0.388	2.522	244	0.01034	0.252	

APPENDIX E

Main Study ALS Environmental Soil Analytical Reports

ALS Group USA, Corp Date: 10-Apr-15

Client: ARCADIS U.S., Inc.
Project: Foster AFB Bioavailablity 06262044
Sample ID: FAFB-G3 (a)
Collection Date: 21-Nov-2014 10:00

ANALYTICAL REPORT
WorkOrder:HS15010780
Lab ID:HS15010780-01
Matrix:Soil

ANALYSES	RESULT	QUAL	MDL	REPORT LIMIT	UNITS	DILUTION FACTOR	DATE ANALYZED
PAHS - 8270D	**Method:SW8270**				Prep:SW3541 / 03-Feb-2015		Analyst: GEY
Acenaphthene	**1.1**	JH	**0.15**	**1.7**	**mg/Kg**	1	05-Feb-2015 21:13
Acenaphthylene	U	H	0.11	1.7	mg/Kg	1	05-Feb-2015 21:13
Anthracene	**4.1**	H	**0.12**	**1.7**	**mg/Kg**	1	05-Feb-2015 21:13
Benz(a)anthracene	**27**	H	**0.10**	**1.7**	**mg/Kg**	1	05-Feb-2015 21:13
Benzo(a)pyrene	**27**	H	**0.12**	**1.7**	**mg/Kg**	1	05-Feb-2015 21:13
Benzo(b)fluoranthene	**37**	H	**0.12**	**1.7**	**mg/Kg**	1	05-Feb-2015 21:13
Benzo(g,h,i)perylene	**22**	H	**0.11**	**1.7**	**mg/Kg**	1	05-Feb-2015 21:13
Benzo(k)fluoranthene	**13**	H	**0.15**	**1.7**	**mg/Kg**	1	05-Feb-2015 21:13
Chrysene	**31**	H	**0.17**	**1.7**	**mg/Kg**	1	05-Feb-2015 21:13
Dibenz(a,h)anthracene	**4.3**	H	**0.15**	**1.7**	**mg/Kg**	1	05-Feb-2015 21:13
Fluoranthene	**41**	H	**0.14**	**1.7**	**mg/Kg**	1	05-Feb-2015 21:13
Fluorene	**0.46**	JH	**0.17**	**1.7**	**mg/Kg**	1	05-Feb-2015 21:13
Indeno(1,2,3-cd)pyrene	**21**	H	**0.14**	**1.7**	**mg/Kg**	1	05-Feb-2015 21:13
Naphthalene	**0.52**	JH	**0.13**	**1.7**	**mg/Kg**	1	05-Feb-2015 21:13
Phenanthrene	**20**	H	**0.14**	**1.7**	**mg/Kg**	1	05-Feb-2015 21:13
Pyrene	**37**	H	**0.43**	**1.7**	**mg/Kg**	1	05-Feb-2015 21:13
Surr: 2-Fluorobiphenyl	*103*			*43-125*	*%REC*	*1*	*05-Feb-2015 21:13*
Surr: 4-Terphenyl-d14	*95.7*			*32-125*	*%REC*	*1*	*05-Feb-2015 21:13*
Surr: Nitrobenzene-d5	*103*			*37-125*	*%REC*	*1*	*05-Feb-2015 21:13*

Note: See Qualifiers Page for a list of qualifiers and their explanation.

Client: ARCADIS U.S., Inc.
Project: Foster AFB Bioavailablity 06262044
Sample ID: FAFB-G3 (b)
Collection Date: 21-Nov-2014 10:00

ANALYTICAL REPORT
WorkOrder:HS15010780
Lab ID:HS15010780-02
Matrix:Soil

ANALYSES	RESULT	QUAL	MDL	REPORT LIMIT	UNITS	DILUTION FACTOR	DATE ANALYZED
PAHS - 8270D	**Method:SW8270**				Prep:SW3541 / 03-Feb-2015		Analyst: GEY
Acenaphthene	**1.1**	JH	**0.15**	**1.7**	**mg/Kg**	1	03-Feb-2015 17:27
Acenaphthylene	U	H	0.11	1.7	mg/Kg	1	03-Feb-2015 17:27
Anthracene	**4.3**	H	**0.12**	**1.7**	**mg/Kg**	1	03-Feb-2015 17:27
Benz(a)anthracene	**28**	H	**0.10**	**1.7**	**mg/Kg**	1	03-Feb-2015 17:27
Benzo(a)pyrene	**31**	H	**0.12**	**1.7**	**mg/Kg**	1	03-Feb-2015 17:27
Benzo(b)fluoranthene	**42**	H	**0.12**	**1.7**	**mg/Kg**	1	03-Feb-2015 17:27
Benzo(g,h,i)perylene	**24**	H	**0.11**	**1.7**	**mg/Kg**	1	03-Feb-2015 17:27
Benzo(k)fluoranthene	**15**	H	**0.15**	**1.7**	**mg/Kg**	1	03-Feb-2015 17:27
Chrysene	**34**	H	**0.17**	**1.7**	**mg/Kg**	1	03-Feb-2015 17:27
Dibenz(a,h)anthracene	**7.3**	H	**0.15**	**1.7**	**mg/Kg**	1	03-Feb-2015 17:27
Fluoranthene	**49**	H	**0.14**	**1.7**	**mg/Kg**	1	03-Feb-2015 17:27
Fluorene	**0.53**	JH	**0.17**	**1.7**	**mg/Kg**	1	03-Feb-2015 17:27
Indeno(1,2,3-cd)pyrene	**24**	H	**0.14**	**1.7**	**mg/Kg**	1	03-Feb-2015 17:27
Naphthalene	**0.55**	JH	**0.13**	**1.7**	**mg/Kg**	1	03-Feb-2015 17:27
Phenanthrene	**20**	H	**0.14**	**1.7**	**mg/Kg**	1	03-Feb-2015 17:27
Pyrene	**38**	H	**0.43**	**1.7**	**mg/Kg**	1	03-Feb-2015 17:27
Surr: 2-Fluorobiphenyl	*103*			*43-125*	*%REC*	*1*	*03-Feb-2015 17:27*
Surr: 4-Terphenyl-d14	*93.1*			*32-125*	*%REC*	*1*	*03-Feb-2015 17:27*
Surr: Nitrobenzene-d5	*93.3*			*37-125*	*%REC*	*1*	*03-Feb-2015 17:27*

Note: See Qualifiers Page for a list of qualifiers and their explanation.

Client: ARCADIS U.S., Inc.
Project: Foster AFB Bioavailablity 06262044
Sample ID: FAFB-G3 (c)
Collection Date: 21-Nov-2014 10:00

ANALYTICAL REPORT
WorkOrder:HS15010780
Lab ID:HS15010780-03
Matrix:Soil

ANALYSES	RESULT	QUAL	MDL	REPORT LIMIT	UNITS	DILUTION FACTOR	DATE ANALYZED
PAHS - 8270D	**Method:SW8270**				Prep:SW3541 / 03-Feb-2015		Analyst: GEY
Acenaphthene	**1.0**	JH	**0.15**	**1.7**	**mg/Kg**	1	05-Feb-2015 21:35
Acenaphthylene	U	H	0.11	1.7	mg/Kg	1	05-Feb-2015 21:35
Anthracene	**4.2**	H	**0.12**	**1.7**	**mg/Kg**	1	05-Feb-2015 21:35
Benz(a)anthracene	**26**	H	**0.10**	**1.7**	**mg/Kg**	1	05-Feb-2015 21:35
Benzo(a)pyrene	**27**	H	**0.12**	**1.7**	**mg/Kg**	1	05-Feb-2015 21:35
Benzo(b)fluoranthene	**36**	H	**0.12**	**1.7**	**mg/Kg**	1	05-Feb-2015 21:35
Benzo(g,h,i)perylene	**21**	H	**0.11**	**1.7**	**mg/Kg**	1	05-Feb-2015 21:35
Benzo(k)fluoranthene	**14**	H	**0.15**	**1.7**	**mg/Kg**	1	05-Feb-2015 21:35
Chrysene	**32**	H	**0.17**	**1.7**	**mg/Kg**	1	05-Feb-2015 21:35
Dibenz(a,h)anthracene	**4.4**	H	**0.15**	**1.7**	**mg/Kg**	1	05-Feb-2015 21:35
Fluoranthene	**42**	H	**0.14**	**1.7**	**mg/Kg**	1	05-Feb-2015 21:35
Fluorene	**0.48**	JH	**0.17**	**1.7**	**mg/Kg**	1	05-Feb-2015 21:35
Indeno(1,2,3-cd)pyrene	**21**	H	**0.14**	**1.7**	**mg/Kg**	1	05-Feb-2015 21:35
Naphthalene	**0.54**	JH	**0.13**	**1.7**	**mg/Kg**	1	05-Feb-2015 21:35
Phenanthrene	**20**	H	**0.14**	**1.7**	**mg/Kg**	1	05-Feb-2015 21:35
Pyrene	**37**	H	**0.43**	**1.7**	**mg/Kg**	1	05-Feb-2015 21:35
Surr: 2-Fluorobiphenyl	*104*			*43-125*	*%REC*	*1*	*05-Feb-2015 21:35*
Surr: 4-Terphenyl-d14	*94.2*			*32-125*	*%REC*	*1*	*05-Feb-2015 21:35*
Surr: Nitrobenzene-d5	*98.5*			*37-125*	*%REC*	*1*	*05-Feb-2015 21:35*

Note: See Qualifiers Page for a list of qualifiers and their explanation.

ALS Group USA, Corp Date: 10-Apr-15

Client: ARCADIS U.S., Inc.
Project: Foster AFB Bioavailablity 06262044
Sample ID: FAFB-G1 (a)
Collection Date: 21-Nov-2014 10:10

ANALYTICAL REPORT
WorkOrder:HS15010780
Lab ID:HS15010780-07
Matrix:Soil

ANALYSES	RESULT	QUAL	MDL	REPORT LIMIT	UNITS	DILUTION FACTOR	DATE ANALYZED
PAHS - 8270D	**Method:SW8270**				Prep:SW3541 / 30-Jan-2015		Analyst: GEY
Acenaphthene	U	H	0.15	1.7	mg/Kg	1	30-Jan-2015 14:53
Acenaphthylene	U	H	0.11	1.7	mg/Kg	1	30-Jan-2015 14:53
Anthracene	**0.52**	JH	**0.12**	**1.7**	**mg/Kg**	1	30-Jan-2015 14:53
Benz(a)anthracene	**3.6**	H	**0.10**	**1.7**	**mg/Kg**	1	30-Jan-2015 14:53
Benzo(a)pyrene	**4.0**	H	**0.12**	**1.7**	**mg/Kg**	1	30-Jan-2015 14:53
Benzo(b)fluoranthene	**4.5**	H	**0.12**	**1.7**	**mg/Kg**	1	30-Jan-2015 14:53
Benzo(g,h,i)perylene	**3.3**	H	**0.11**	**1.7**	**mg/Kg**	1	30-Jan-2015 14:53
Benzo(k)fluoranthene	**2.1**	H	**0.15**	**1.7**	**mg/Kg**	1	30-Jan-2015 14:53
Chrysene	**4.1**	H	**0.17**	**1.7**	**mg/Kg**	1	30-Jan-2015 14:53
Dibenz(a,h)anthracene	**0.84**	JH	**0.15**	**1.7**	**mg/Kg**	1	30-Jan-2015 14:53
Fluoranthene	**6.8**	H	**0.14**	**1.7**	**mg/Kg**	1	30-Jan-2015 14:53
Fluorene	U	H	0.17	1.7	mg/Kg	1	30-Jan-2015 14:53
Indeno(1,2,3-cd)pyrene	**3.5**	H	**0.14**	**1.7**	**mg/Kg**	1	30-Jan-2015 14:53
Naphthalene	U	H	0.13	1.7	mg/Kg	1	30-Jan-2015 14:53
Phenanthrene	**2.5**	H	**0.14**	**1.7**	**mg/Kg**	1	30-Jan-2015 14:53
Pyrene	**5.2**	H	**0.43**	**1.7**	**mg/Kg**	1	30-Jan-2015 14:53
Surr: 2-Fluorobiphenyl	*81.7*			*43-125*	*%REC*	*1*	*30-Jan-2015 14:53*
Surr: 4-Terphenyl-d14	*75.8*			*32-125*	*%REC*	*1*	*30-Jan-2015 14:53*
Surr: Nitrobenzene-d5	*80.5*			*37-125*	*%REC*	*1*	*30-Jan-2015 14:53*

Note: See Qualifiers Page for a list of qualifiers and their explanation.

ALS Group USA, Corp Date: 10-Apr-15

Client: ARCADIS U.S., Inc.
Project: Foster AFB Bioavailablity 06262044
Sample ID: FAFB-G1 (b)
Collection Date: 21-Nov-2014 10:10

ANALYTICAL REPORT
WorkOrder:HS15010780
Lab ID:HS15010780-08
Matrix:Soil

ANALYSES	RESULT	QUAL	MDL	REPORT LIMIT	UNITS	DILUTION FACTOR	DATE ANALYZED
PAHS - 8270D		**Method:SW8270**			Prep:SW3541 / 30-Jan-2015		Analyst: GEY
Acenaphthene	U	H	0.15	1.7	mg/Kg	1	30-Jan-2015 15:15
Acenaphthylene	U	H	0.11	1.7	mg/Kg	1	30-Jan-2015 15:15
Anthracene	**0.59**	JH	**0.12**	**1.7**	**mg/Kg**	1	30-Jan-2015 15:15
Benz(a)anthracene	**3.7**	H	**0.10**	**1.7**	**mg/Kg**	1	30-Jan-2015 15:15
Benzo(a)pyrene	**4.4**	H	**0.12**	**1.7**	**mg/Kg**	1	30-Jan-2015 15:15
Benzo(b)fluoranthene	**5.1**	H	**0.12**	**1.7**	**mg/Kg**	1	30-Jan-2015 15:15
Benzo(g,h,i)perylene	**3.5**	H	**0.11**	**1.7**	**mg/Kg**	1	30-Jan-2015 15:15
Benzo(k)fluoranthene	**2.7**	H	**0.15**	**1.7**	**mg/Kg**	1	30-Jan-2015 15:15
Chrysene	**4.6**	H	**0.17**	**1.7**	**mg/Kg**	1	30-Jan-2015 15:15
Dibenz(a,h)anthracene	**0.88**	JH	**0.15**	**1.7**	**mg/Kg**	1	30-Jan-2015 15:15
Fluoranthene	**7.5**	H	**0.14**	**1.7**	**mg/Kg**	1	30-Jan-2015 15:15
Fluorene	U	H	0.17	1.7	mg/Kg	1	30-Jan-2015 15:15
Indeno(1,2,3-cd)pyrene	**3.7**	H	**0.14**	**1.7**	**mg/Kg**	1	30-Jan-2015 15:15
Naphthalene	U	H	0.13	1.7	mg/Kg	1	30-Jan-2015 15:15
Phenanthrene	**2.8**	H	**0.14**	**1.7**	**mg/Kg**	1	30-Jan-2015 15:15
Pyrene	**5.6**	H	**0.43**	**1.7**	**mg/Kg**	1	30-Jan-2015 15:15
Surr: 2-Fluorobiphenyl	*90.9*			*43-125*	*%REC*	*1*	*30-Jan-2015 15:15*
Surr: 4-Terphenyl-d14	*84.5*			*32-125*	*%REC*	*1*	*30-Jan-2015 15:15*
Surr: Nitrobenzene-d5	*88.0*			*37-125*	*%REC*	*1*	*30-Jan-2015 15:15*

Note: See Qualifiers Page for a list of qualifiers and their explanation.

ALS Group USA, Corp Date: 10-Apr-15

Client: ARCADIS U.S., Inc.
Project: Foster AFB Bioavailablity 06262044
Sample ID: FAFB-G1 (c)
Collection Date: 21-Nov-2014 10:10

ANALYTICAL REPORT
WorkOrder:HS15010780
Lab ID:HS15010780-09
Matrix:Soil

ANALYSES	RESULT	QUAL	MDL	REPORT LIMIT	UNITS	DILUTION FACTOR	DATE ANALYZED
PAHS - 8270D		**Method:SW8270**			Prep:SW3541 / 30-Jan-2015		Analyst: GEY
Acenaphthene	U	H	0.15	1.7	mg/Kg	1	30-Jan-2015 15:38
Acenaphthylene	U	H	0.11	1.7	mg/Kg	1	30-Jan-2015 15:38
Anthracene	**0.69**	JH	**0.12**	**1.7**	**mg/Kg**	1	30-Jan-2015 15:38
Benz(a)anthracene	**4.4**	H	**0.099**	**1.7**	**mg/Kg**	1	30-Jan-2015 15:38
Benzo(a)pyrene	**5.0**	H	**0.12**	**1.7**	**mg/Kg**	1	30-Jan-2015 15:38
Benzo(b)fluoranthene	**6.0**	H	**0.12**	**1.7**	**mg/Kg**	1	30-Jan-2015 15:38
Benzo(g,h,i)perylene	**4.1**	H	**0.11**	**1.7**	**mg/Kg**	1	30-Jan-2015 15:38
Benzo(k)fluoranthene	**2.4**	H	**0.15**	**1.7**	**mg/Kg**	1	30-Jan-2015 15:38
Chrysene	**5.2**	H	**0.17**	**1.7**	**mg/Kg**	1	30-Jan-2015 15:38
Dibenz(a,h)anthracene	**1.0**	JH	**0.15**	**1.7**	**mg/Kg**	1	30-Jan-2015 15:38
Fluoranthene	**8.5**	H	**0.14**	**1.7**	**mg/Kg**	1	30-Jan-2015 15:38
Fluorene	U	H	0.17	1.7	mg/Kg	1	30-Jan-2015 15:38
Indeno(1,2,3-cd)pyrene	**4.2**	H	**0.14**	**1.7**	**mg/Kg**	1	30-Jan-2015 15:38
Naphthalene	U	H	0.13	1.7	mg/Kg	1	30-Jan-2015 15:38
Phenanthrene	**3.2**	H	**0.14**	**1.7**	**mg/Kg**	1	30-Jan-2015 15:38
Pyrene	**6.3**	H	**0.43**	**1.7**	**mg/Kg**	1	30-Jan-2015 15:38
Surr: 2-Fluorobiphenyl	*89.1*			*43-125*	*%REC*	*1*	*30-Jan-2015 15:38*
Surr: 4-Terphenyl-d14	*83.2*			*32-125*	*%REC*	*1*	*30-Jan-2015 15:38*
Surr: Nitrobenzene-d5	*85.7*			*37-125*	*%REC*	*1*	*30-Jan-2015 15:38*

Note: See Qualifiers Page for a list of qualifiers and their explanation.

ALS Group USA, Corp Date: 10-Apr-15

Client: ARCADIS U.S., Inc.
Project: Foster AFB Bioavailablity 06262044
Sample ID: FAFB-G4 (a)
Collection Date: 21-Nov-2014 10:15

ANALYTICAL REPORT
WorkOrder:HS15010780
Lab ID:HS15010780-10
Matrix:Soil

ANALYSES	RESULT	QUAL	MDL	REPORT LIMIT	UNITS	DILUTION FACTOR	DATE ANALYZED
PAHS - 8270D	**Method:SW8270**				Prep:SW3541 / 30-Jan-2015		Analyst: GEY
Acenaphthene	U	H	0.15	1.7	mg/Kg	1	30-Jan-2015 16:00
Acenaphthylene	U	H	0.11	1.7	mg/Kg	1	30-Jan-2015 16:00
Anthracene	U	H	0.12	1.7	mg/Kg	1	30-Jan-2015 16:00
Benz(a)anthracene	**0.51**	JH	**0.10**	**1.7**	**mg/Kg**	1	30-Jan-2015 16:00
Benzo(a)pyrene	**0.54**	JH	**0.12**	**1.7**	**mg/Kg**	1	30-Jan-2015 16:00
Benzo(b)fluoranthene	**0.63**	JH	**0.12**	**1.7**	**mg/Kg**	1	30-Jan-2015 16:00
Benzo(g,h,i)perylene	**0.43**	JH	**0.11**	**1.7**	**mg/Kg**	1	30-Jan-2015 16:00
Benzo(k)fluoranthene	**0.34**	JH	**0.15**	**1.7**	**mg/Kg**	1	30-Jan-2015 16:00
Chrysene	**0.62**	JH	**0.17**	**1.7**	**mg/Kg**	1	30-Jan-2015 16:00
Dibenz(a,h)anthracene	U	H	0.15	1.7	mg/Kg	1	30-Jan-2015 16:00
Fluoranthene	**1.0**	JH	**0.14**	**1.7**	**mg/Kg**	1	30-Jan-2015 16:00
Fluorene	U	H	0.17	1.7	mg/Kg	1	30-Jan-2015 16:00
Indeno(1,2,3-cd)pyrene	**0.44**	JH	**0.14**	**1.7**	**mg/Kg**	1	30-Jan-2015 16:00
Naphthalene	U	H	0.13	1.7	mg/Kg	1	30-Jan-2015 16:00
Phenanthrene	**0.38**	JH	**0.14**	**1.7**	**mg/Kg**	1	30-Jan-2015 16:00
Pyrene	**0.76**	JH	**0.43**	**1.7**	**mg/Kg**	1	30-Jan-2015 16:00
Surr: 2-Fluorobiphenyl	*82.5*			*43-125*	*%REC*	*1*	*30-Jan-2015 16:00*
Surr: 4-Terphenyl-d14	*79.7*			*32-125*	*%REC*	*1*	*30-Jan-2015 16:00*
Surr: Nitrobenzene-d5	*81.3*			*37-125*	*%REC*	*1*	*30-Jan-2015 16:00*

Note: See Qualifiers Page for a list of qualifiers and their explanation.

Client: ARCADIS U.S., Inc.
Project: Foster AFB Bioavailablity 06262044
Sample ID: FAFB-G4 (b)
Collection Date: 21-Nov-2014 10:15

ANALYTICAL REPORT
WorkOrder:HS15010780
Lab ID:HS15010780-11
Matrix:Soil

ANALYSES	RESULT	QUAL	MDL	REPORT LIMIT	UNITS	DILUTION FACTOR	DATE ANALYZED
PAHS - 8270D	**Method:SW8270**				Prep:SW3541 / 30-Jan-2015		Analyst: GEY
Acenaphthene	U	H	0.15	1.7	mg/Kg	1	30-Jan-2015 16:22
Acenaphthylene	U	H	0.11	1.7	mg/Kg	1	30-Jan-2015 16:22
Anthracene	U	H	0.12	1.7	mg/Kg	1	30-Jan-2015 16:22
Benz(a)anthracene	**0.54**	JH	**0.10**	**1.7**	**mg/Kg**	1	30-Jan-2015 16:22
Benzo(a)pyrene	**0.56**	JH	**0.12**	**1.7**	**mg/Kg**	1	30-Jan-2015 16:22
Benzo(b)fluoranthene	**0.65**	JH	**0.12**	**1.7**	**mg/Kg**	1	30-Jan-2015 16:22
Benzo(g,h,i)perylene	**0.42**	JH	**0.11**	**1.7**	**mg/Kg**	1	30-Jan-2015 16:22
Benzo(k)fluoranthene	U	H	0.15	1.7	mg/Kg	1	30-Jan-2015 16:22
Chrysene	**0.67**	JH	**0.17**	**1.7**	**mg/Kg**	1	30-Jan-2015 16:22
Dibenz(a,h)anthracene	U	H	0.15	1.7	mg/Kg	1	30-Jan-2015 16:22
Fluoranthene	**1.1**	JH	**0.14**	**1.7**	**mg/Kg**	1	30-Jan-2015 16:22
Fluorene	U	H	0.17	1.7	mg/Kg	1	30-Jan-2015 16:22
Indeno(1,2,3-cd)pyrene	**0.43**	JH	**0.14**	**1.7**	**mg/Kg**	1	30-Jan-2015 16:22
Naphthalene	U	H	0.13	1.7	mg/Kg	1	30-Jan-2015 16:22
Phenanthrene	**0.40**	JH	**0.14**	**1.7**	**mg/Kg**	1	30-Jan-2015 16:22
Pyrene	**0.77**	JH	**0.43**	**1.7**	**mg/Kg**	1	30-Jan-2015 16:22
Surr: 2-Fluorobiphenyl	*89.7*			*43-125*	*%REC*	*1*	*30-Jan-2015 16:22*
Surr: 4-Terphenyl-d14	*83.8*			*32-125*	*%REC*	*1*	*30-Jan-2015 16:22*
Surr: Nitrobenzene-d5	*88.8*			*37-125*	*%REC*	*1*	*30-Jan-2015 16:22*

Note: See Qualifiers Page for a list of qualifiers and their explanation.

ALS Group USA, Corp Date: 10-Apr-15

Client: ARCADIS U.S., Inc.
Project: Foster AFB Bioavailablity 06262044
Sample ID: FAFB-G4 (c)
Collection Date: 21-Nov-2014 10:15

ANALYTICAL REPORT
WorkOrder:HS15010780
Lab ID:HS15010780-12
Matrix:Soil

ANALYSES	RESULT	QUAL	MDL	REPORT LIMIT	UNITS	DILUTION FACTOR	DATE ANALYZED
PAHS - 8270D	**Method:SW8270**				Prep:SW3541 / 30-Jan-2015		Analyst: GEY
Acenaphthene	U	H	0.15	1.7	mg/Kg	1	30-Jan-2015 17:07
Acenaphthylene	U	H	0.11	1.7	mg/Kg	1	30-Jan-2015 17:07
Anthracene	U	H	0.12	1.7	mg/Kg	1	30-Jan-2015 17:07
Benz(a)anthracene	**0.50**	JH	**0.10**	**1.7**	**mg/Kg**	1	30-Jan-2015 17:07
Benzo(a)pyrene	**0.52**	JH	**0.12**	**1.7**	**mg/Kg**	1	30-Jan-2015 17:07
Benzo(b)fluoranthene	**0.62**	JH	**0.12**	**1.7**	**mg/Kg**	1	30-Jan-2015 17:07
Benzo(g,h,i)perylene	**0.38**	JH	**0.11**	**1.7**	**mg/Kg**	1	30-Jan-2015 17:07
Benzo(k)fluoranthene	U	H	0.15	1.7	mg/Kg	1	30-Jan-2015 17:07
Chrysene	**0.57**	JH	**0.17**	**1.7**	**mg/Kg**	1	30-Jan-2015 17:07
Dibenz(a,h)anthracene	U	H	0.15	1.7	mg/Kg	1	30-Jan-2015 17:07
Fluoranthene	**0.98**	JH	**0.14**	**1.7**	**mg/Kg**	1	30-Jan-2015 17:07
Fluorene	U	H	0.17	1.7	mg/Kg	1	30-Jan-2015 17:07
Indeno(1,2,3-cd)pyrene	**0.39**	JH	**0.14**	**1.7**	**mg/Kg**	1	30-Jan-2015 17:07
Naphthalene	U	H	0.13	1.7	mg/Kg	1	30-Jan-2015 17:07
Phenanthrene	**0.36**	JH	**0.14**	**1.7**	**mg/Kg**	1	30-Jan-2015 17:07
Pyrene	**0.73**	JH	**0.43**	**1.7**	**mg/Kg**	1	30-Jan-2015 17:07
Surr: 2-Fluorobiphenyl	*83.2*			*43-125*	*%REC*	*1*	*30-Jan-2015 17:07*
Surr: 4-Terphenyl-d14	*79.1*			*32-125*	*%REC*	*1*	*30-Jan-2015 17:07*
Surr: Nitrobenzene-d5	*82.2*			*37-125*	*%REC*	*1*	*30-Jan-2015 17:07*

Note: See Qualifiers Page for a list of qualifiers and their explanation.

Client: ARCADIS U.S., Inc.
Project: Foster AFB Bioavailablity 06262044
Sample ID: FAFB-Clean
Collection Date: 21-Nov-2014 12:10

ANALYTICAL REPORT
WorkOrder:HS15010780
Lab ID:HS15010780-16
Matrix:Soil

ANALYSES	RESULT	QUAL		MDL	REPORT LIMIT	UNITS	DILUTION FACTOR	DATE ANALYZED
PAHS - 8270D		**Method:SW8270**				Prep:SW3541 / 30-Jan-2015		Analyst: GEY
Acenaphthene	U	H		0.15	1.7	mg/Kg	1	30-Jan-2015 18:59
Acenaphthylene	U	H		0.11	1.7	mg/Kg	1	30-Jan-2015 18:59
Anthracene	U	H		0.12	1.7	mg/Kg	1	30-Jan-2015 18:59
Benz(a)anthracene	U	H		0.10	1.7	mg/Kg	1	30-Jan-2015 18:59
Benzo(a)pyrene	U	H		0.12	1.7	mg/Kg	1	30-Jan-2015 18:59
Benzo(b)fluoranthene	U	H		0.12	1.7	mg/Kg	1	30-Jan-2015 18:59
Benzo(g,h,i)perylene	U	H		0.11	1.7	mg/Kg	1	30-Jan-2015 18:59
Benzo(k)fluoranthene	U	H		0.15	1.7	mg/Kg	1	30-Jan-2015 18:59
Chrysene	U	H		0.17	1.7	mg/Kg	1	30-Jan-2015 18:59
Dibenz(a,h)anthracene	U	H		0.15	1.7	mg/Kg	1	30-Jan-2015 18:59
Fluoranthene	U	H		0.14	1.7	mg/Kg	1	30-Jan-2015 18:59
Fluorene	U	H		0.17	1.7	mg/Kg	1	30-Jan-2015 18:59
Indeno(1,2,3-cd)pyrene	U	H		0.14	1.7	mg/Kg	1	30-Jan-2015 18:59
Naphthalene	U	H		0.13	1.7	mg/Kg	1	30-Jan-2015 18:59
Phenanthrene	U	H		0.14	1.7	mg/Kg	1	30-Jan-2015 18:59
Pyrene	U	H		0.43	1.7	mg/Kg	1	30-Jan-2015 18:59
Surr: 2-Fluorobiphenyl	*77.2*				*43-125*	*%REC*	*1*	*30-Jan-2015 18:59*
Surr: 4-Terphenyl-d14	*73.0*				*32-125*	*%REC*	*1*	*30-Jan-2015 18:59*
Surr: Nitrobenzene-d5	*74.8*				*37-125*	*%REC*	*1*	*30-Jan-2015 18:59*

Note: See Qualifiers Page for a list of qualifiers and their explanation.

ALS Group USA, Corp Date: 10-Apr-15

Client: ARCADIS U.S., Inc.
Project: Foster AFB Bioavailablity 06262044
Sample ID: FAFB-G5 (a)
Collection Date: 21-Nov-2014 10:20

ANALYTICAL REPORT
WorkOrder:HS15010780
Lab ID:HS15010780-20
Matrix:Soil

ANALYSES	RESULT	QUAL	MDL	REPORT LIMIT	UNITS	DILUTION FACTOR	DATE ANALYZED
LOW-LEVEL PAHS	**Method:SW8270**				Prep:SW3541 / 16-Mar-2015		Analyst: ACN
Acenaphthene	U	H	0.0080	0.066	mg/Kg	1	16-Mar-2015 15:50
Acenaphthylene	U	H	0.0070	0.066	mg/Kg	1	16-Mar-2015 15:50
Anthracene	U	H	0.012	0.066	mg/Kg	1	16-Mar-2015 15:50
Benz(a)anthracene	**0.081**	H	**0.0090**	**0.066**	**mg/Kg**	1	16-Mar-2015 15:50
Benzo(a)pyrene	**0.095**	H	**0.0060**	**0.066**	**mg/Kg**	1	16-Mar-2015 15:50
Benzo(b)fluoranthene	**0.12**	H	**0.0070**	**0.066**	**mg/Kg**	1	16-Mar-2015 15:50
Benzo(g,h,i)perylene	**0.075**	H	**0.0070**	**0.066**	**mg/Kg**	1	16-Mar-2015 15:50
Benzo(k)fluoranthene	**0.047**	JH	**0.0070**	**0.066**	**mg/Kg**	1	16-Mar-2015 15:50
Chrysene	**0.085**	H	**0.0060**	**0.066**	**mg/Kg**	1	16-Mar-2015 15:50
Dibenz(a,h)anthracene	U	H	0.010	0.066	mg/Kg	1	16-Mar-2015 15:50
Fluoranthene	**0.12**	H	**0.0080**	**0.066**	**mg/Kg**	1	16-Mar-2015 15:50
Fluorene	U	H	0.013	0.066	mg/Kg	1	16-Mar-2015 15:50
Indeno(1,2,3-cd)pyrene	**0.081**	H	**0.0090**	**0.066**	**mg/Kg**	1	16-Mar-2015 15:50
Naphthalene	U	H	0.0080	0.066	mg/Kg	1	16-Mar-2015 15:50
Phenanthrene	**0.046**	JH	**0.0070**	**0.066**	**mg/Kg**	1	16-Mar-2015 15:50
Pyrene	**0.11**	H	**0.0060**	**0.066**	**mg/Kg**	1	16-Mar-2015 15:50
Surr: 2-Fluorobiphenyl	*65.9*			*43-125*	*%REC*	*1*	*16-Mar-2015 15:50*
Surr: 4-Terphenyl-d14	*80.5*			*32-125*	*%REC*	*1*	*16-Mar-2015 15:50*
Surr: Nitrobenzene-d5	*50.1*			*37-125*	*%REC*	*1*	*16-Mar-2015 15:50*

Note: See Qualifiers Page for a list of qualifiers and their explanation.

ALS Group USA, Corp Date: 10-Apr-15

Client: ARCADIS U.S., Inc.
Project: Foster AFB Bioavailablity 06262044
Sample ID: FAFB-G5 (b)
Collection Date: 21-Nov-2014 10:20

ANALYTICAL REPORT
WorkOrder:HS15010780
Lab ID:HS15010780-21
Matrix:Soil

ANALYSES	RESULT	QUAL	MDL	REPORT LIMIT	UNITS	DILUTION FACTOR	DATE ANALYZED
LOW-LEVEL PAHS	**Method:SW8270**				Prep:SW3541 / 16-Mar-2015		Analyst: ACN
Acenaphthene	U	H	0.0080	0.066	mg/Kg	1	16-Mar-2015 16:10
Acenaphthylene	U	H	0.0070	0.066	mg/Kg	1	16-Mar-2015 16:10
Anthracene	U	H	0.012	0.066	mg/Kg	1	16-Mar-2015 16:10
Benz(a)anthracene	**0.11**	H	**0.0090**	**0.066**	**mg/Kg**	1	16-Mar-2015 16:10
Benzo(a)pyrene	**0.12**	H	**0.0060**	**0.066**	**mg/Kg**	1	16-Mar-2015 16:10
Benzo(b)fluoranthene	**0.18**	H	**0.0070**	**0.066**	**mg/Kg**	1	16-Mar-2015 16:10
Benzo(g,h,i)perylene	**0.10**	H	**0.0070**	**0.066**	**mg/Kg**	1	16-Mar-2015 16:10
Benzo(k)fluoranthene	**0.065**	JH	**0.0070**	**0.066**	**mg/Kg**	1	16-Mar-2015 16:10
Chrysene	**0.14**	H	**0.0060**	**0.066**	**mg/Kg**	1	16-Mar-2015 16:10
Dibenz(a,h)anthracene	U	H	0.010	0.066	mg/Kg	1	16-Mar-2015 16:10
Fluoranthene	**0.17**	H	**0.0080**	**0.066**	**mg/Kg**	1	16-Mar-2015 16:10
Fluorene	U	H	0.013	0.066	mg/Kg	1	16-Mar-2015 16:10
Indeno(1,2,3-cd)pyrene	**0.11**	H	**0.0090**	**0.066**	**mg/Kg**	1	16-Mar-2015 16:10
Naphthalene	U	H	0.0080	0.066	mg/Kg	1	16-Mar-2015 16:10
Phenanthrene	**0.073**	H	**0.0070**	**0.066**	**mg/Kg**	1	16-Mar-2015 16:10
Pyrene	**0.15**	H	**0.0060**	**0.066**	**mg/Kg**	1	16-Mar-2015 16:10
Surr: 2-Fluorobiphenyl	*80.8*			*43-125*	*%REC*	*1*	*16-Mar-2015 16:10*
Surr: 4-Terphenyl-d14	*86.0*			*32-125*	*%REC*	*1*	*16-Mar-2015 16:10*
Surr: Nitrobenzene-d5	*64.8*			*37-125*	*%REC*	*1*	*16-Mar-2015 16:10*

Note: See Qualifiers Page for a list of qualifiers and their explanation.

Client: ARCADIS U.S., Inc.
Project: Foster AFB Bioavailablity 06262044
Sample ID: FAFB-G5 (c)
Collection Date: 21-Nov-2014 10:20

ANALYTICAL REPORT
WorkOrder:HS15010780
Lab ID:HS15010780-22
Matrix:Soil

ANALYSES	RESULT	QUAL	MDL	REPORT LIMIT	UNITS	DILUTION FACTOR	DATE ANALYZED
LOW-LEVEL PAHS	**Method:SW8270**				Prep:SW3541 / 16-Mar-2015		Analyst: ACN
Acenaphthene	U	H	0.0080	0.066	mg/Kg	1	16-Mar-2015 16:31
Acenaphthylene	U	H	0.0070	0.066	mg/Kg	1	16-Mar-2015 16:31
Anthracene	U	H	0.012	0.066	mg/Kg	1	16-Mar-2015 16:31
Benz(a)anthracene	**0.10**	H	**0.0090**	**0.066**	**mg/Kg**	1	16-Mar-2015 16:31
Benzo(a)pyrene	**0.12**	H	**0.0060**	**0.066**	**mg/Kg**	1	16-Mar-2015 16:31
Benzo(b)fluoranthene	**0.17**	H	**0.0070**	**0.066**	**mg/Kg**	1	16-Mar-2015 16:31
Benzo(g,h,i)perylene	**0.11**	H	**0.0070**	**0.066**	**mg/Kg**	1	16-Mar-2015 16:31
Benzo(k)fluoranthene	**0.066**	JH	**0.0070**	**0.066**	**mg/Kg**	1	16-Mar-2015 16:31
Chrysene	**0.12**	H	**0.0060**	**0.066**	**mg/Kg**	1	16-Mar-2015 16:31
Dibenz(a,h)anthracene	U	H	0.010	0.066	mg/Kg	1	16-Mar-2015 16:31
Fluoranthene	**0.16**	H	**0.0080**	**0.066**	**mg/Kg**	1	16-Mar-2015 16:31
Fluorene	U	H	0.013	0.066	mg/Kg	1	16-Mar-2015 16:31
Indeno(1,2,3-cd)pyrene	**0.10**	H	**0.0090**	**0.066**	**mg/Kg**	1	16-Mar-2015 16:31
Naphthalene	U	H	0.0080	0.066	mg/Kg	1	16-Mar-2015 16:31
Phenanthrene	**0.068**	H	**0.0070**	**0.066**	**mg/Kg**	1	16-Mar-2015 16:31
Pyrene	**0.15**	H	**0.0060**	**0.066**	**mg/Kg**	1	16-Mar-2015 16:31
Surr: 2-Fluorobiphenyl	*76.0*			*43-125*	*%REC*	*1*	*16-Mar-2015 16:31*
Surr: 4-Terphenyl-d14	*79.0*			*32-125*	*%REC*	*1*	*16-Mar-2015 16:31*
Surr: Nitrobenzene-d5	*62.9*			*37-125*	*%REC*	*1*	*16-Mar-2015 16:31*

Note: See Qualifiers Page for a list of qualifiers and their explanation.

ALS Group USA, Corp Date: 10-Apr-15

Client: ARCADIS U.S., Inc.
Project: Foster AFB Bioavailablity 06262044
Sample ID: FAFB-G2 (a)
Collection Date: 21-Nov-2014 10:05

ANALYTICAL REPORT
WorkOrder:HS15010780
Lab ID:HS15010780-23
Matrix:Soil

ANALYSES	RESULT	QUAL	MDL	REPORT LIMIT	UNITS	DILUTION FACTOR	DATE ANALYZED
PAHS - 8270D	**Method:SW8270**				Prep:SW3541 / 25-Mar-2015		Analyst: GEY
Acenaphthene	**4.8**	H	**0.15**	**1.7**	**mg/Kg**	1	25-Mar-2015 22:56
Acenaphthylene	U	H	0.11	1.7	mg/Kg	1	25-Mar-2015 22:56
Anthracene	**15**	H	**0.12**	**1.7**	**mg/Kg**	1	25-Mar-2015 22:56
Benz(a)anthracene	**100**	H	**1.0**	**17**	**mg/Kg**	10	26-Mar-2015 17:36
Benzo(a)pyrene	**120**	H	**1.2**	**17**	**mg/Kg**	10	26-Mar-2015 17:36
Benzo(b)fluoranthene	**130**	H	**1.2**	**17**	**mg/Kg**	10	26-Mar-2015 17:36
Benzo(g,h,i)perylene	**86**	H	**1.1**	**17**	**mg/Kg**	10	26-Mar-2015 17:36
Benzo(k)fluoranthene	**22**	H	**0.15**	**1.7**	**mg/Kg**	1	25-Mar-2015 22:56
Chrysene	**120**	H	**1.7**	**17**	**mg/Kg**	10	26-Mar-2015 17:36
Dibenz(a,h)anthracene	**45**	H	**0.15**	**1.7**	**mg/Kg**	1	25-Mar-2015 22:56
Fluoranthene	**220**	H	**1.4**	**17**	**mg/Kg**	10	26-Mar-2015 17:36
Fluorene	**1.7**	H	**0.17**	**1.7**	**mg/Kg**	1	25-Mar-2015 22:56
Indeno(1,2,3-cd)pyrene	**88**	H	**1.4**	**17**	**mg/Kg**	10	26-Mar-2015 17:36
Naphthalene	**1.3**	JH	**0.13**	**1.7**	**mg/Kg**	1	25-Mar-2015 22:56
Phenanthrene	**83**	H	**1.4**	**17**	**mg/Kg**	10	26-Mar-2015 17:36
Pyrene	**140**	H	**4.3**	**17**	**mg/Kg**	10	26-Mar-2015 17:36
Surr: 2-Fluorobiphenyl	*0*	*JS*		*43-125*	*%REC*	*10*	*26-Mar-2015 17:36*
Surr: 2-Fluorobiphenyl	*67.3*			*43-125*	*%REC*	*1*	*25-Mar-2015 22:56*
Surr: 4-Terphenyl-d14	*61.8*			*32-125*	*%REC*	*1*	*25-Mar-2015 22:56*
Surr: 4-Terphenyl-d14	*0*	*JS*		*32-125*	*%REC*	*10*	*26-Mar-2015 17:36*
Surr: Nitrobenzene-d5	*0*	*JS*		*37-125*	*%REC*	*10*	*26-Mar-2015 17:36*
Surr: Nitrobenzene-d5	*59.1*			*37-125*	*%REC*	*1*	*25-Mar-2015 22:56*

Note: See Qualifiers Page for a list of qualifiers and their explanation.

ALS Group USA, Corp Date: 10-Apr-15

Client: ARCADIS U.S., Inc.
Project: Foster AFB Bioavailablity 06262044
Sample ID: FAFB-G2 (b)
Collection Date: 21-Nov-2014 10:05

ANALYTICAL REPORT
WorkOrder:HS15010780
Lab ID:HS15010780-24
Matrix:Soil

ANALYSES	RESULT	QUAL	MDL	REPORT LIMIT	UNITS	DILUTION FACTOR	DATE ANALYZED
PAHS - 8270D	**Method:SW8270**				Prep:SW3541 / 25-Mar-2015		Analyst: GEY
Acenaphthene	**11**	H	**0.15**	**1.7**	**mg/Kg**	1	25-Mar-2015 23:21
Acenaphthylene	U	H	0.11	1.7	mg/Kg	1	25-Mar-2015 23:21
Anthracene	**30**	H	**0.12**	**1.7**	**mg/Kg**	1	25-Mar-2015 23:21
Benz(a)anthracene	**220**	H	**1.0**	**17**	**mg/Kg**	10	26-Mar-2015 17:59
Benzo(a)pyrene	**240**	H	**1.2**	**17**	**mg/Kg**	10	26-Mar-2015 17:59
Benzo(b)fluoranthene	**300**	H	**1.2**	**17**	**mg/Kg**	10	26-Mar-2015 17:59
Benzo(g,h,i)perylene	**170**	H	**1.1**	**17**	**mg/Kg**	10	26-Mar-2015 17:59
Benzo(k)fluoranthene	**34**	H	**0.15**	**1.7**	**mg/Kg**	1	25-Mar-2015 23:21
Chrysene	**270**	H	**1.7**	**17**	**mg/Kg**	10	26-Mar-2015 17:59
Dibenz(a,h)anthracene	**100**	H	**1.5**	**17**	**mg/Kg**	10	26-Mar-2015 17:59
Fluoranthene	**420**	H	**1.4**	**17**	**mg/Kg**	10	26-Mar-2015 17:59
Fluorene	**3.7**	H	**0.17**	**1.7**	**mg/Kg**	1	25-Mar-2015 23:21
Indeno(1,2,3-cd)pyrene	**180**	H	**1.4**	**17**	**mg/Kg**	10	26-Mar-2015 17:59
Naphthalene	**2.7**	H	**0.13**	**1.7**	**mg/Kg**	1	25-Mar-2015 23:21
Phenanthrene	**160**	H	**1.4**	**17**	**mg/Kg**	10	26-Mar-2015 17:59
Pyrene	**300**	H	**4.3**	**17**	**mg/Kg**	10	26-Mar-2015 17:59
Surr: 2-Fluorobiphenyl	*78.1*			*43-125*	*%REC*	*1*	*25-Mar-2015 23:21*
Surr: 2-Fluorobiphenyl	*0*	*JS*		*43-125*	*%REC*	*10*	*26-Mar-2015 17:59*
Surr: 4-Terphenyl-d14	*0*	*JS*		*32-125*	*%REC*	*10*	*26-Mar-2015 17:59*
Surr: 4-Terphenyl-d14	*68.3*			*32-125*	*%REC*	*1*	*25-Mar-2015 23:21*
Surr: Nitrobenzene-d5	*67.6*			*37-125*	*%REC*	*1*	*25-Mar-2015 23:21*
Surr: Nitrobenzene-d5	*0*	*JS*		*37-125*	*%REC*	*10*	*26-Mar-2015 17:59*

Note: See Qualifiers Page for a list of qualifiers and their explanation.

ALS Group USA, Corp Date: 10-Apr-15

Client: ARCADIS U.S., Inc.
Project: Foster AFB Bioavailablity 06262044
Sample ID: FAFB-G2 (c)
Collection Date: 21-Nov-2014 10:05

ANALYTICAL REPORT
WorkOrder:HS15010780
Lab ID:HS15010780-25
Matrix:Soil

ANALYSES	RESULT	QUAL	MDL	REPORT LIMIT	UNITS	DILUTION FACTOR	DATE ANALYZED
PAHS - 8270D	**Method:SW8270**				Prep:SW3541 / 25-Mar-2015		Analyst: GEY
Acenaphthene	**8.3**	H	**0.15**	**1.7**	**mg/Kg**	1	25-Mar-2015 23:46
Acenaphthylene	U	H	0.11	1.7	mg/Kg	1	25-Mar-2015 23:46
Anthracene	**24**	H	**0.12**	**1.7**	**mg/Kg**	1	25-Mar-2015 23:46
Benz(a)anthracene	**190**	H	**1.0**	**17**	**mg/Kg**	10	26-Mar-2015 18:21
Benzo(a)pyrene	**190**	H	**1.2**	**17**	**mg/Kg**	10	26-Mar-2015 18:21
Benzo(b)fluoranthene	**250**	H	**1.2**	**17**	**mg/Kg**	10	26-Mar-2015 18:21
Benzo(g,h,i)perylene	**130**	H	**1.1**	**17**	**mg/Kg**	10	26-Mar-2015 18:21
Benzo(k)fluoranthene	**21**	H	**0.15**	**1.7**	**mg/Kg**	1	25-Mar-2015 23:46
Chrysene	**220**	H	**1.7**	**17**	**mg/Kg**	10	26-Mar-2015 18:21
Dibenz(a,h)anthracene	**86**	H	**1.5**	**17**	**mg/Kg**	10	26-Mar-2015 18:21
Fluoranthene	**350**	H	**1.4**	**17**	**mg/Kg**	10	26-Mar-2015 18:21
Fluorene	**2.9**	H	**0.17**	**1.7**	**mg/Kg**	1	25-Mar-2015 23:46
Indeno(1,2,3-cd)pyrene	**26**	H	**1.4**	**17**	**mg/Kg**	10	26-Mar-2015 18:21
Naphthalene	**2.1**	H	**0.13**	**1.7**	**mg/Kg**	1	25-Mar-2015 23:46
Phenanthrene	**140**	H	**1.4**	**17**	**mg/Kg**	10	26-Mar-2015 18:21
Pyrene	**260**	H	**4.3**	**17**	**mg/Kg**	10	26-Mar-2015 18:21
Surr: 2-Fluorobiphenyl	*71.6*			*43-125*	*%REC*	*1*	*25-Mar-2015 23:46*
Surr: 2-Fluorobiphenyl	*0*	*JS*		*43-125*	*%REC*	*10*	*26-Mar-2015 18:21*
Surr: 4-Terphenyl-d14	*0*	*JS*		*32-125*	*%REC*	*10*	*26-Mar-2015 18:21*
Surr: 4-Terphenyl-d14	*59.9*			*32-125*	*%REC*	*1*	*25-Mar-2015 23:46*
Surr: Nitrobenzene-d5	*62.1*			*37-125*	*%REC*	*1*	*25-Mar-2015 23:46*
Surr: Nitrobenzene-d5	*0*	*JS*		*37-125*	*%REC*	*10*	*26-Mar-2015 18:21*

Note: See Qualifiers Page for a list of qualifiers and their explanation.

10450 Stancliff Rd. Suite 210
Houston, TX 77099
T: +1 281 530 5656
F: +1 281 530 5887
www.alsglobal.com

April 08, 2015

Glenn Hoeger
ARCADIS U.S., Inc.
401 East Main Street, Suite 400
El Paso, TX 79901

Work Order: **HS15040080**

Laboratory Results for: **Foster AFB Bioavailablity - G3 Extracts and Clean Soil**

Dear Glenn,

ALS Environmental received 17 sample(s) on Apr 01, 2015 for the analysis presented in the following report.

The analytical data provided relates directly to the samples received by ALS Environmental and for only the analyses requested. Results are expressed as "as received" unless otherwise noted.

QC sample results for this data met EPA or laboratory specifications except as noted in the Case Narrative or as noted with qualifiers in the QC batch information. Should this laboratory report need to be reproduced, it should be reproduced in full unless written approval has been obtained by ALS Environmental. Samples will be disposed in 30 days unless storage arrangements are made.

If you have any questions regarding this report, please feel free to call me.

Sincerely,

Generated By: Dane.Wacasey
Dane J. Wacasey

Client: ARCADIS U.S., Inc.
Project: Foster AFB Bioavailablity - G3 Extracts and Clean Soil
Work Order: HS15040080

SAMPLE SUMMARY

Lab Samp ID	Client Sample ID	Matrix	TagNo	Collection Date	Date Received	Hold
HS15040080-01	FAFB-Bulk-G3 (extract 1)	Soil		21-Nov-2014 10:00	21-Nov-2014 17:00	☐
HS15040080-02	FAFB-Bulk-G3 (extract 2)	Soil		21-Nov-2014 10:00	21-Nov-2014 17:00	☐
HS15040080-03	FAFB-Bulk-G3 (extract 3)	Soil		21-Nov-2014 10:00	21-Nov-2014 17:00	☐
HS15040080-04	FAFB-Bulk-G3 (extract 4)	Soil		21-Nov-2014 10:00	21-Nov-2014 17:00	☐
HS15040080-05	FAFB-Bulk-G3 (extract 5)	Soil		21-Nov-2014 10:00	21-Nov-2014 17:00	☐
HS15040080-06	FAFB-Bulk-G3 (extract 6)	Soil		21-Nov-2014 10:00	21-Nov-2014 17:00	☐
HS15040080-07	FAFB-Bulk-G3 (extract 7)	Soil		21-Nov-2014 10:00	21-Nov-2014 17:00	☐
HS15040080-08	FAFB-Bulk-G3 (extract 8)	Soil		21-Nov-2014 10:00	21-Nov-2014 17:00	☐
HS15040080-09	FAFB-Bulk-G3 (extract 9)	Soil		21-Nov-2014 10:00	21-Nov-2014 17:00	☐
HS15040080-10	FAFB-Bulk-G3 (extract 10)	Soil		21-Nov-2014 10:00	21-Nov-2014 17:00	☐
HS15040080-11	FAFB-Bulk-G3 (extract 11)	Soil		21-Nov-2014 10:00	21-Nov-2014 17:00	☐
HS15040080-12	FAFB-Bulk-G3 (Extr.Comp1of3)	Extract		21-Nov-2014 10:00	21-Nov-2014 17:00	☐
HS15040080-13	FAFB-Bulk-G3 (Extr.Comp2of3)	Extract		21-Nov-2014 10:00	21-Nov-2014 17:00	☐
HS15040080-14	FAFB-Bulk-G3 (Extr.Comp3of3)	Extract		21-Nov-2014 10:00	21-Nov-2014 17:00	☐
HS15040080-15	.	Soil		21-Nov-2014 10:10	21-Nov-2014 17:00	☐
HS15040080-16	FAFB-Bulk-G3 (1Kg)	Soil		21-Nov-2014 10:00	21-Nov-2014 17:00	☐
HS15040080-17	FAFB-Bulk-Clean (1Kg)	Soil	HS15010780-06	21-Nov-2014 10:10	21-Nov-2014 17:00	☐

Client: ARCADIS U.S., Inc. **CASE NARRATIVE**
Project: Foster AFB Bioavailablity - G3 Extracts and Clean Soil
Work Order: HS15040080

Work Order Comments

- Samples analyzed outside of the holding time at the request of the client. Results should be considered estimated.

GCMS Semivolatiles by Method SW8270

Batch ID: 92124

- Insufficient sample received to perform MS/MSD. LCS/LCSD provided as batch quality control.

- Samples were extracted and analyzed as client requested. Normal calculations to determine surrogate recovery do not apply.

Client: ARCADIS U.S., Inc.
ANALYTICAL REPORT
Project: Foster AFB Bioavailablity - G3 Extracts and Clean Soil WorkOrder:HS15040080
Sample ID: FAFB-Bulk-G3 (Extr.Comp1of3) Lab ID:HS15040080-12
Collection Date: 21-Nov-2014 10:00 Matrix:Extract

ANALYSES	RESULT	QUAL	REPORT LIMIT	UNITS	DILUTION FACTOR	DATE ANALYZED
PAHS		**Method:SW8270**	Leache:SW3510 / 03-Apr-2015	Prep:SW3510 / 03-Apr-2015		Analyst: GEY
Acenaphthene	ND	H	5000	ug/L	1	07-Apr-2015 15:51
Acenaphthylene	ND	H	5000	ug/L	1	07-Apr-2015 15:51
Anthracene	**7,400**	H	**5000**	**ug/L**	1	07-Apr-2015 15:51
Benz(a)anthracene	**57,000**	H	**5000**	**ug/L**	1	07-Apr-2015 15:51
Benzo(a)pyrene	**58,000**	H	**5000**	**ug/L**	1	07-Apr-2015 15:51
Benzo(b)fluoranthene	**82,000**	H	**5000**	**ug/L**	1	07-Apr-2015 15:51
Benzo(g,h,i)perylene	**44,000**	H	**5000**	**ug/L**	1	07-Apr-2015 15:51
Benzo(k)fluoranthene	**25,000**	H	**5000**	**ug/L**	1	07-Apr-2015 15:51
Chrysene	**64,000**	H	**5000**	**ug/L**	1	07-Apr-2015 15:51
Dibenz(a,h)anthracene	**11,000**	H	**5000**	**ug/L**	1	07-Apr-2015 15:51
Fluoranthene	**86,000**	H	**5000**	**ug/L**	1	07-Apr-2015 15:51
Fluorene	ND	H	5000	ug/L	1	07-Apr-2015 15:51
Indeno(1,2,3-cd)pyrene	**44,000**	H	**5000**	**ug/L**	1	07-Apr-2015 15:51
Naphthalene	ND	H	5000	ug/L	1	07-Apr-2015 15:51
Phenanthrene	**35,000**	H	**5000**	**ug/L**	1	07-Apr-2015 15:51
Pyrene	**75,000**	H	**5000**	**ug/L**	1	07-Apr-2015 15:51
Surr: 2-Fluorobiphenyl	*756*	*S*	*48-120*	*%REC*	*1*	*07-Apr-2015 15:51*
Surr: 4-Terphenyl-d14	*676*	*S*	*51-135*	*%REC*	*1*	*07-Apr-2015 15:51*
Surr: Nitrobenzene-d5	*757*	*S*	*41-120*	*%REC*	*1*	*07-Apr-2015 15:51*

Note: See Qualifiers Page for a list of qualifiers and their explanation.

Client: ARCADIS U.S., Inc.
ANALYTICAL REPORT
Project: Foster AFB Bioavailablity - G3 Extracts and Clean Soil WorkOrder:HS15040080
Sample ID: FAFB-Bulk-G3 (Extr.Comp2of3) Lab ID:HS15040080-13
Collection Date: 21-Nov-2014 10:00 Matrix:Extract

ANALYSES	RESULT	QUAL	REPORT LIMIT	UNITS	DILUTION FACTOR	DATE ANALYZED
PAHS		**Method:SW8270**	Leache:SW3510 / 03-Apr-2015	Prep:SW3510 / 03-Apr-2015		Analyst: GEY
Acenaphthene	ND	H	5000	ug/L	1	07-Apr-2015 17:21
Acenaphthylene	ND	H	5000	ug/L	1	07-Apr-2015 17:21
Anthracene	**5,900**	H	**5000**	**ug/L**	1	07-Apr-2015 17:21
Benz(a)anthracene	**42,000**	H	**5000**	**ug/L**	1	07-Apr-2015 17:21
Benzo(a)pyrene	**42,000**	H	**5000**	**ug/L**	1	07-Apr-2015 17:21
Benzo(b)fluoranthene	**60,000**	H	**5000**	**ug/L**	1	07-Apr-2015 17:21
Benzo(g,h,i)perylene	**32,000**	H	**5000**	**ug/L**	1	07-Apr-2015 17:21
Benzo(k)fluoranthene	**15,000**	H	**5000**	**ug/L**	1	07-Apr-2015 17:21
Chrysene	**47,000**	H	**5000**	**ug/L**	1	07-Apr-2015 17:21
Dibenz(a,h)anthracene	**10,000**	H	**5000**	**ug/L**	1	07-Apr-2015 17:21
Fluoranthene	**64,000**	H	**5000**	**ug/L**	1	07-Apr-2015 17:21
Fluorene	ND	H	5000	ug/L	1	07-Apr-2015 17:21
Indeno(1,2,3-cd)pyrene	**33,000**	H	**5000**	**ug/L**	1	07-Apr-2015 17:21
Naphthalene	ND	H	5000	ug/L	1	07-Apr-2015 17:21
Phenanthrene	**27,000**	H	**5000**	**ug/L**	1	07-Apr-2015 17:21
Pyrene	**55,000**	H	**5000**	**ug/L**	1	07-Apr-2015 17:21
Surr: 2-Fluorobiphenyl	*599*	*S*	*48-120*	*%REC*	*1*	*07-Apr-2015 17:21*
Surr: 4-Terphenyl-d14	*513*	*JS*	*51-135*	*%REC*	*1*	*07-Apr-2015 17:21*
Surr: Nitrobenzene-d5	*589*	*S*	*41-120*	*%REC*	*1*	*07-Apr-2015 17:21*

Note: See Qualifiers Page for a list of qualifiers and their explanation.

Client: ARCADIS U.S., Inc.
ANALYTICAL REPORT
Project: Foster AFB Bioavailablity - G3 Extracts and Clean Soil
WorkOrder:HS15040080
Sample ID: FAFB-Bulk-G3 (Extr.Comp3of3)
Lab ID:HS15040080-14
Collection Date: 21-Nov-2014 10:00
Matrix:Extract

ANALYSES	RESULT	QUAL	REPORT LIMIT	UNITS	DILUTION FACTOR	DATE ANALYZED
PAHS	**Method:SW8270**		Leache:SW3510 / 03-Apr-2015	Prep:SW3510 / 03-Apr-2015		Analyst: GEY
Acenaphthene	ND	H	5000	ug/L	1	07-Apr-2015 16:36
Acenaphthylene	ND	H	5000	ug/L	1	07-Apr-2015 16:36
Anthracene	**6,900**	H	**5000**	**ug/L**	1	07-Apr-2015 16:36
Benz(a)anthracene	**51,000**	H	**5000**	**ug/L**	1	07-Apr-2015 16:36
Benzo(a)pyrene	**52,000**	H	**5000**	**ug/L**	1	07-Apr-2015 16:36
Benzo(b)fluoranthene	**72,000**	H	**5000**	**ug/L**	1	07-Apr-2015 16:36
Benzo(g,h,i)perylene	**41,000**	H	**5000**	**ug/L**	1	07-Apr-2015 16:36
Benzo(k)fluoranthene	**25,000**	H	**5000**	**ug/L**	1	07-Apr-2015 16:36
Chrysene	**61,000**	H	**5000**	**ug/L**	1	07-Apr-2015 16:36
Dibenz(a,h)anthracene	**13,000**	H	**5000**	**ug/L**	1	07-Apr-2015 16:36
Fluoranthene	**81,000**	H	**5000**	**ug/L**	1	07-Apr-2015 16:36
Fluorene	ND	H	5000	ug/L	1	07-Apr-2015 16:36
Indeno(1,2,3-cd)pyrene	**42,000**	H	**5000**	**ug/L**	1	07-Apr-2015 16:36
Naphthalene	ND	H	5000	ug/L	1	07-Apr-2015 16:36
Phenanthrene	**34,000**	H	**5000**	**ug/L**	1	07-Apr-2015 16:36
Pyrene	**72,000**	H	**5000**	**ug/L**	1	07-Apr-2015 16:36
Surr: 2-Fluorobiphenyl	*694*	*S*	*48-120*	*%REC*	*1*	*07-Apr-2015 16:36*
Surr: 4-Terphenyl-d14	*624*	*S*	*51-135*	*%REC*	*1*	*07-Apr-2015 16:36*
Surr: Nitrobenzene-d5	*674*	*S*	*41-120*	*%REC*	*1*	*07-Apr-2015 16:36*

Note: See Qualifiers Page for a list of qualifiers and their explanation.

Client: ARCADIS U.S., Inc.
Project: Foster AFB Bioavailablity - G3 Extracts and Clean Soil
WorkOrder: HS15040080

DATES REPORT

Sample ID	Client Samp ID	Collection Date	TCLP Date	Prep Date	Analysis Date	DF
Batch ID 92124	**Test Name :** PAHS			**Matrix:** Extract		
HS15040080-12	FAFB-Bulk-G3 (Extr.Comp1of3)	21 Nov 2014 10:00	03 Apr 2015 16:11	03 Apr 2015 16:11	07 Apr 2015 15:51	1
HS15040080-13	FAFB-Bulk-G3 (Extr.Comp2of3)	21 Nov 2014 10:00	03 Apr 2015 16:11	03 Apr 2015 16:11	07 Apr 2015 17:21	1
HS15040080-14	FAFB-Bulk-G3 (Extr.Comp3of3)	21 Nov 2014 10:00	03 Apr 2015 16:11	03 Apr 2015 16:11	07 Apr 2015 16:36	1

Client: ARCADIS U.S., Inc.
Project: Foster AFB Bioavailablity - G3 Extracts and Clean Soil
WorkOrder: HS15040080

QC BATCH REPORT

Batch ID: 92124 **Instrument: SV-5** **Method: SW8270**

MBLK Sample ID: **MBLK-92124** Units: **ug/L** Analysis Date: **06-Apr-2015 12:33**
Client ID: Run ID: **SV-5_252366** SeqNo: **3237910** PrepDate: **03-Apr-2015** DF: **1**

Analyte	Result	PQL	SPK Val	SPK Ref Value	%REC	Control Limit	RPD Ref Value	%RPD	RPD Limit	Qual
Acenaphthene	ND	5.0								
Acenaphthylene	ND	5.0								
Anthracene	ND	5.0								
Benz(a)anthracene	ND	5.0								
Benzo(a)pyrene	ND	5.0								
Benzo(b)fluoranthene	ND	5.0								
Benzo(g,h,i)perylene	ND	5.0								
Benzo(k)fluoranthene	ND	5.0								
Chrysene	ND	5.0								
Dibenz(a,h)anthracene	ND	5.0								
Fluoranthene	ND	5.0								
Fluorene	ND	5.0								
Indeno(1,2,3-cd)pyrene	ND	5.0								
Naphthalene	ND	5.0								
Phenanthrene	ND	5.0								
Pyrene	ND	5.0								
Surr: 2-Fluorobiphenyl	*91.13*	*5.0*	*100*	*0*	*91.1*	*48 - 120*				
Surr: 4-Terphenyl-d14	*79.3*	*5.0*	*100*	*0*	*79.3*	*51 - 135*				
Surr: Nitrobenzene-d5	*81.44*	*5.0*	*100*	*0*	*81.4*	*41 - 120*				

Note: See Qualifiers Page for a list of qualifiers and their explanation.

Client: ARCADIS U.S., Inc.
Project: Foster AFB Bioavailablity - G3 Extracts and Clean Soil
WorkOrder: HS15040080

QC BATCH REPORT

Batch ID: 92124 **Instrument: SV-5** **Method: SW8270**

LCS Sample ID: **LCS-92124** Units: **ug/L** Analysis Date: **06-Apr-2015 13:40**
Client ID: Run ID: **SV-5_252366** SeqNo: **3237911** PrepDate: **03-Apr-2015** DF: **1**

Analyte	Result	PQL	SPK Val	SPK Ref Value	%REC	Control Limit	RPD Ref Value	%RPD	RPD Limit	Qual
Acenaphthene	51.19	5.0	50	0	102	55 - 120				
Acenaphthylene	51.1	5.0	50	0	102	55 - 120				
Anthracene	47.97	5.0	50	0	95.9	55 - 120				
Benz(a)anthracene	46.34	5.0	50	0	92.7	55 - 125				
Benzo(a)pyrene	41.23	5.0	50	0	82.5	55 - 120				
Benzo(b)fluoranthene	41.64	5.0	50	0	83.3	55 - 125				
Benzo(g,h,i)perylene	40.64	5.0	50	0	81.3	55 - 120				
Benzo(k)fluoranthene	46.3	5.0	50	0	92.6	55 - 130				
Chrysene	46.03	5.0	50	0	92.1	55 - 125				
Dibenz(a,h)anthracene	40.42	5.0	50	0	80.8	55 - 120				
Fluoranthene	47.05	5.0	50	0	94.1	55 - 125				
Fluorene	49.02	5.0	50	0	98.0	55 - 120				
Indeno(1,2,3-cd)pyrene	39.37	5.0	50	0	78.7	55 - 125				
Naphthalene	45.47	5.0	50	0	90.9	55 - 120				
Phenanthrene	46.27	5.0	50	0	92.5	55 - 120				
Pyrene	48.45	5.0	50	0	96.9	55 - 125				
Surr: 2-Fluorobiphenyl	*92.02*	*5.0*	*100*	*0*	*92.0*	*48 - 120*				
Surr: 4-Terphenyl-d14	*84.53*	*5.0*	*100*	*0*	*84.5*	*51 - 135*				
Surr: Nitrobenzene-d5	*91*	*5.0*	*100*	*0*	*91.0*	*41 - 120*				

Note: See Qualifiers Page for a list of qualifiers and their explanation.

Client: ARCADIS U.S., Inc.
Project: Foster AFB Bioavailablity - G3 Extracts and Clean Soil
WorkOrder: HS15040080

QC BATCH REPORT

Batch ID: 92124 **Instrument: SV-5** **Method: SW8270**

LCSD Sample ID: **LCSD-92124** Units: **ug/L** Analysis Date: **06-Apr-2015 14:02**
Client ID: Run ID: **SV-5_252366** SeqNo: **3237912** PrepDate: **03-Apr-2015** DF: **1**

Analyte	Result	PQL	SPK Val	SPK Ref Value	%REC	Control Limit	RPD Ref Value	RPD %RPD	RPD Limit	Qual
Acenaphthene	51.24	5.0	50	0	102	55 - 120	51.19	0.106	20	
Acenaphthylene	52.12	5.0	50	0	104	55 - 120	51.1	1.98	20	
Anthracene	47.87	5.0	50	0	95.7	55 - 120	47.97	0.201	20	
Benz(a)anthracene	45.68	5.0	50	0	91.4	55 - 125	46.34	1.44	20	
Benzo(a)pyrene	40.21	5.0	50	0	80.4	55 - 120	41.23	2.52	20	
Benzo(b)fluoranthene	42.9	5.0	50	0	85.8	55 - 125	41.64	3	20	
Benzo(g,h,i)perylene	39.58	5.0	50	0	79.2	55 - 120	40.64	2.65	20	
Benzo(k)fluoranthene	38.38	5.0	50	0	76.8	55 - 130	46.3	18.7	20	
Chrysene	48.11	5.0	50	0	96.2	55 - 125	46.03	4.42	20	
Dibenz(a,h)anthracene	40.11	5.0	50	0	80.2	55 - 120	40.42	0.766	20	
Fluoranthene	46.47	5.0	50	0	92.9	55 - 125	47.05	1.24	20	
Fluorene	50.64	5.0	50	0	101	55 - 120	49.02	3.25	20	
Indeno(1,2,3-cd)pyrene	40.92	5.0	50	0	81.8	55 - 125	39.37	3.86	20	
Naphthalene	45.89	5.0	50	0	91.8	55 - 120	45.47	0.905	20	
Phenanthrene	45.13	5.0	50	0	90.3	55 - 120	46.27	2.5	20	
Pyrene	48.45	5.0	50	0	96.9	55 - 125	48.45	0.0191	20	
Surr: 2-Fluorobiphenyl	*91.17*	*5.0*	*100*	*0*	*91.2*	*48 - 120*	*92.02*	*0.92*	*20*	
Surr: 4-Terphenyl-d14	*84.2*	*5.0*	*100*	*0*	*84.2*	*51 - 135*	*84.53*	*0.398*	*20*	
Surr: Nitrobenzene-d5	*91.24*	*5.0*	*100*	*0*	*91.2*	*41 - 120*	*91*	*0.268*	*20*	

The following samples were anayzed in this batch: HS15040080-12 HS15040080-13 HS15040080-14

Note: See Qualifiers Page for a list of qualifiers and their explanation.

Client: ARCADIS U.S., Inc.
Project: Foster AFB Bioavailablity - G3 Extracts and Clean Soil
WorkOrder: **HS15040080**

QUALIFIERS, ACRONYMS, UNITS

Qualifier	Description
*	Value exceeds Regulatory Limit
a	Not accredited
B	Analyte detected in the associated Method Blank above the Reporting Limit
E	Value above quantitation range
H	Analyzed outside of Holding Time
J	Analyte detected below quantitation limit
M	Manually integrated, see raw data for justification
n	Not offered for accreditation
ND	Not Detected at the Reporting Limit
O	Sample amount is > 4 times amount spiked
P	Dual Column results percent difference > 40%
R	RPD above laboratory control limit
S	Spike Recovery outside laboratory control limits
U	Analyzed but not detected above the MDL/SDL

Acronym	Description
DCS	Detectability Check Study
DUP	Method Duplicate
LCS	Laboratory Control Sample
LCSD	Laboratory Control Sample Duplicate
MBLK	Method Blank
MDL	Method Detection Limit
MQL	Method Quantitation Limit
MS	Matrix Spike
MSD	Matrix Spike Duplicate
PDS	Post Digestion Spike
PQL	Practical Quantitaion Limit
SD	Serial Dilution
SDL	Sample Detection Limit
TRRP	Texas Risk Reduction Program

CERTIFICATIONS,ACCREDITATIONS & LICENSES

Agency	Number	Expire Date
Arkansas	15-024-0	27-Mar-2016
California	2919	31-Jul-2016
Dept of Defense	L2231 Rev 3-20-2014	22-Dec-2015
Illinois	003403	09-May-2015
Kansas	E-10352 2014-2015	31-Jul-2015
Kentucky	KY 2014-2015	30-Apr-2015
Louisiana	03087 2014/2015	30-Jun-2015
North Carolina	624 - 2015	31-Dec-2015
North Dakota	R-193 2025	30-Apr-2015
Oklahoma	2014-128	31-Aug-2015
Texas	T104704231-14-14	30-Apr-2015

Client: ARCADIS U.S., Inc.
Project: Foster AFB Bioavailablity - G3 Extracts and Clean Soil
Work Order: HS15040080

SAMPLE TRACKING

Lab Samp ID	Client Sample ID	Action	Date	Person	New Location
HS15040080-01	FAFB-Bulk-G3 (extract 1)	Login	4/2/2015 3:34:50 PM	DJW	28A
HS15040080-02	FAFB-Bulk-G3 (extract 2)	Login	4/2/2015 3:34:50 PM	DJW	28A
HS15040080-03	FAFB-Bulk-G3 (extract 3)	Login	4/2/2015 3:34:50 PM	DJW	28A
HS15040080-04	FAFB-Bulk-G3 (extract 4)	Login	4/2/2015 3:34:50 PM	DJW	28A
HS15040080-05	FAFB-Bulk-G3 (extract 5)	Login	4/2/2015 3:34:50 PM	DJW	28A
HS15040080-06	FAFB-Bulk-G3 (extract 6)	Login	4/2/2015 3:34:50 PM	DJW	28A
HS15040080-07	FAFB-Bulk-G3 (extract 7)	Login	4/2/2015 3:34:50 PM	DJW	28A
HS15040080-08	FAFB-Bulk-G3 (extract 8)	Login	4/2/2015 3:34:50 PM	DJW	28A
HS15040080-09	FAFB-Bulk-G3 (extract 9)	Login	4/2/2015 3:34:51 PM	DJW	28A
HS15040080-10	FAFB-Bulk-G3 (extract 10)	Login	4/2/2015 3:34:51 PM	DJW	28A
HS15040080-11	FAFB-Bulk-G3 (extract 11)	Login	4/2/2015 3:34:51 PM	DJW	28A
HS15040080-12	FAFB-Bulk-G3 (Extr.Comp1of3)	Login	4/2/2015 3:34:51 PM	DJW	28A
HS15040080-13	FAFB-Bulk-G3 (Extr.Comp2of3)	Login	4/2/2015 3:34:51 PM	DJW	28A
HS15040080-14	FAFB-Bulk-G3 (Extr.Comp3of3)	Login	4/2/2015 3:34:51 PM	DJW	28A
HS15040080-15	.	Login	4/2/2015 3:34:51 PM	DJW	28A
HS15040080-16	FAFB-Bulk-G3 (1Kg)	Login	4/2/2015 3:34:51 PM	DJW	Sub
HS15040080-17	FAFB-Bulk-Clean (1Kg)	Login	4/2/2015 3:34:51 PM	DJW	Sub

ALS Environmental

Cincinnati, OH +1 513 733 5336
Everett, WA +1 425 356 2600
Fort Collins, CO +1 970 490 1511
Holland, MI +1 616 399 6070

Chain of Custody Form

Page ____ of ____

COC ID: 22850

HS15040080

ARCADIS U.S., Inc.

Foster AFB Bioavailablity - G3 and Clean Extracts

ALS Project Manager:

Customer Information		Project Information			
Purchase Order		Project Name	Foster AFB Bio	A	8270 PAH.
Work Order		Project Number	06262044	B	
Company Name		Bill To Company	ARCCADIS	C	Extract composite - FAFB-G3 (HS15040080-12, -13, -14)
Send Report To		Invoice Attn	Mike Madl	D	1 Kg 60 mesh soil FAFB-G3 (HS15040080-16)
Address		Address		E	
City/State/Zip		City/State/Zip	Highlands Ranch, CO	F	
Phone		Phone		G	
Fax		Fax		H	
e-Mail Address		e-Mail Address		I	
				J	

No.	Sample Description	Date	Time	Matrix	Pres.	# Bottles	A	B	C	D	E	F	G	H	I	J	Hold
1	FAFB-Bulk-G3-1	11/21/14	10:00	Soil	None												
2	FAFB-Bulk-G3-2	11/21/14	10:00	Soil	None												
3	FAFB-Bulk-G2-1	11/21/14	10:05	Soil	None												
4	FAFB-Bulk-G2-2	11/21/14	10:05	Soil	None												
5	FAFB-Bulk-G1-1	11/21/14	10:10	Soil	None												
6	FAFB-Bulk-G1-2	11/21/14	10:10	Soil	None												
7	FAFB-Bulk-G4-1	11/21/14	10:15	Soil	None												
8	FAFB-Bulk-G4-2	11/21/14	10:15	Soil	None												
9	FAFB-Bulk-G5-1	11/21/14	10:20	Soil	None												
10	FAFB-Bulk-G5-2	11/21/14	10:20	Soil	None												

Sampler(s) Please Print & Sign

Shipment Method

Required Turnaround Time: (Check Box) ☐ Other ____ ☐ STD 10 Wk Days ☐ 5 Wk Days ☐ 2 Wk Days ☐ 24 Hour

Results Due Date:

Relinquished by:	Date:	Time:	Received by:
[signature]	11/21/14	17:00	
Relinquished by:	Date:	Time:	Received by (Laboratory): [signature]
	11/21/14	1700	
Logged by (Laboratory):	Date:	Time:	Checked by (Laboratory):

Notes: SEE PM FOR SAMPLE PREP. INSTRUCTION

Cooler ID	Cooler Temp

QC Package: (Check One Box Below)
☐ Level II Std QC
☐ Level III Std QC/Raw Date
☐ Level IV SW846/CLP
☐ Other ____
☐ TRRP Checklist
☐ TRRP Level IV

Preservative Key: 1-HCl 2-HNO_3 3-H_2SO_4 4-NaOH 5-$Na_2S_2O_3$ 6-$NaHSO_4$ 7-Other 8-4°C 9-5035

Note:
1. Any changes must be made in writing once samples and COC Form have been submitted to ALS Environmental.
2. Unless otherwise agreed in a formal contract, services provided by ALS Environmental are expressly limited to the terms and conditions stated on the reverse.
3. The Chain of Custody is a legal document. All information must be completed accurately.

Copyright 2012 by ALS Environmental.

ALS Environmental

Cincinnati, OH +1 513 733 5336
Everett, WA +1 425 356 2600
Fort Collins, CO +1 970 490 1511
Holland, MI +1 616 399 6070

Chain of Custody Form

Page ____ of ____

COC ID: 22851

HS15040080

ARCADIS U.S., Inc.

Foster AFB Bioavailablity - G3 and Clean Extracts

Customer Information		Project Information		ALS Project Manager:	
Purchase Order		Project Name	Foster AFB BSO	A	8270 PAH
Work Order		Project Number	06062044	B	
Company Name		Bill To Company	ARCADIS	C	1 Kg 60 mesh soil · FAFB-BulkClean (HS15040080-17)
Send Report To		Invoice Attn	Mike Magdi	D	
Address		Address		E	
City/State/Zip		City/State/Zip	Highlands Ranch, CO	F	
Phone		Phone		G	
Fax		Fax		H	
e-Mail Address		e-Mail Address		I	
				J	

No.	Sample Description	Date	Time	Matrix	Pres.	# Bottles	A	B	C	D	E	F	G	H	I	J	Hold
1	FAFB-Bulk-Clean	11/21/14	12:10	Soil	None												
2																	
3																	
4																	
5																	
6																	
7																	
8																	
9																	
10																	

Sampler(s) Please Print & Sign:

Shipment Method:

Required Turnaround Time: (Check Box) ☐ STD 10 Wk Days ☐ 5 Wk Days ☐ 2 Wk Days ☐ 24 Hour ☐ Other

Results Due Date:

	Date:	Time:	
Relinquished by:	11/21/14	17:00	Received by:
Relinquished by:	11/21/14	1700	Received by (Laboratory):
Logged by (Laboratory):	Date:	Time:	Checked by (Laboratory):

Notes: SEE PM FOR SAMPLE PREP INSTRUCTION

Cooler ID	Cooler Temp

QC Package: (Check One Box Below)

☐ Level II Std QC
☐ Level III Std QC/Raw Date
☐ Level IV SW846/CLP
☐ Other _____
☐ TRRP Checklist
☐ TRRP Level IV

Preservative Key: 1-HCl 2-HNO_3 3-H_2SO_4 4-NaOH 5-$Na_2S_2O_3$ 6-$NaHSO_4$ 7-Other 8-4°C 9-5035

Note:
1. Any changes must be made in writing once samples and COC Form have been submitted to ALS Environmental.
2. Unless otherwise agreed in a formal contract, services provided by ALS Environmental are expressly limited to the terms and conditions stated on the reverse.
3. The Chain of Custody is a legal document. All information must be completed accurately.

Copyright 2012 by ALS Environmental.

10450 Stancliff Rd. Suite 210
Houston, TX 77099
T: +1 281 530 5656
F: +1 281 530 5887
www.alsglobal.com

April 08, 2015

Glenn Hoeger
ARCADIS U.S., Inc.
401 East Main Street, Suite 400
El Paso, TX 79901

Work Order: **HS15040097**

Laboratory Results for: **Foster AFB Bioavailablity - G2**

Dear Glenn,

ALS Environmental received 15 sample(s) on Apr 01, 2015 for the analysis presented in the following report.

The analytical data provided relates directly to the samples received by ALS Environmental and for only the analyses requested. Results are expressed as "as received" unless otherwise noted.

QC sample results for this data met EPA or laboratory specifications except as noted in the Case Narrative or as noted with qualifiers in the QC batch information. Should this laboratory report need to be reproduced, it should be reproduced in full unless written approval has been obtained by ALS Environmental. Samples will be disposed in 30 days unless storage arrangements are made.

If you have any questions regarding this report, please feel free to call me.

Sincerely,

Generated By: Dane.Wacasey
Dane J. Wacasey

Client: ARCADIS U.S., Inc.
Project: Foster AFB Bioavailablity - G2
Work Order: HS15040097

SAMPLE SUMMARY

Lab Samp ID	Client Sample ID	Matrix	TagNo	Collection Date	Date Received	Hold
HS15040097-01	FAFB-Bulk-G2 (extract 1)	Soil		21-Nov-2014 10:05	21-Nov-2014 17:00	☐
HS15040097-02	FAFB-Bulk-G2 (extract 2)	Soil		21-Nov-2014 10:05	21-Nov-2014 17:00	☐
HS15040097-03	FAFB-Bulk-G2 (extract 3)	Soil		21-Nov-2014 10:05	21-Nov-2014 17:00	☐
HS15040097-04	FAFB-Bulk-G2 (extract 4)	Soil		21-Nov-2014 10:05	21-Nov-2014 17:00	☐
HS15040097-05	FAFB-Bulk-G2 (extract 5)	Soil		21-Nov-2014 10:05	21-Nov-2014 17:00	☐
HS15040097-06	FAFB-Bulk-G2 (extract 6)	Soil		21-Nov-2014 10:05	21-Nov-2014 17:00	☐
HS15040097-07	FAFB-Bulk-G2 (extract 7)	Soil		21-Nov-2014 10:05	21-Nov-2014 17:00	☐
HS15040097-08	FAFB-Bulk-G2 (extract 8)	Soil		21-Nov-2014 10:05	21-Nov-2014 17:00	☐
HS15040097-09	FAFB-Bulk-G2 (extract 9)	Soil		21-Nov-2014 10:05	21-Nov-2014 17:00	☐
HS15040097-10	FAFB-Bulk-G2 (extract 10)	Soil		21-Nov-2014 10:05	21-Nov-2014 17:00	☐
HS15040097-11	FAFB-Bulk-G2 (extract 11)	Soil		21-Nov-2014 10:05	21-Nov-2014 17:00	☐
HS15040097-12	FAFB-Bulk-G2 (Extr.Comp1of3)	Extract		21-Nov-2014 10:05	21-Nov-2014 17:00	☐
HS15040097-13	FAFB-Bulk-G2 (Extr.Comp2of3)	Extract		21-Nov-2014 10:05	21-Nov-2014 17:00	☐
HS15040097-14	FAFB-Bulk-G2 (Extr.Comp3of3)	Extract		21-Nov-2014 10:05	21-Nov-2014 17:00	☐
HS15040097-15	FAFB-Bulk-G2 (1Kg)	Soil		21-Nov-2014 10:05	21-Nov-2014 17:00	☐

Client: ARCADIS U.S., Inc. **CASE NARRATIVE**
Project: Foster AFB Bioavailablity - G2
Work Order: HS15040097

GCMS Semivolatiles by Method SW8270

Batch ID: 92124

Sample ID: **FAFB-Bulk-G2 (Extr.Comp1of3) (HS15040097-12)**
• Sample was analyzed outside of the holding time at the request of the client. Results should be considered estimated.

Sample ID: **FAFB-Bulk-G2 (Extr.Comp1of3) (HS15040097-12)**
Sample ID: **FAFB-Bulk-G2 (Extr.Comp2of3) (HS15040097-13)**
Sample ID: **FAFB-Bulk-G2 (Extr.Comp3of3) (HS15040097-14)**
• The GCMS semi-volatile extract of this sample was run at a dilution due to a high level of matrix interference.

Sample ID: **FAFB-Bulk-G2 (Extr.Comp1of3) (HS15040097-12)**
Sample ID: **FAFB-Bulk-G2 (Extr.Comp2of3) (HS15040097-13)**
Sample ID: **FAFB-Bulk-G2 (Extr.Comp3of3) (HS15040097-14)**
• The surrogate recoveries could not be determined due to dilution below the calibration range.

Sample ID: **LCS-92124**
• Insufficient sample received to perform MS/MSD. LCS/LCSD provided as batch quality control.

Client: ARCADIS U.S., Inc.
Project: Foster AFB Bioavailablity - G2
Sample ID: FAFB-Bulk-G2 (Extr.Comp1of3)
Collection Date: 21-Nov-2014 10:05

ANALYTICAL REPORT
WorkOrder:HS15040097
Lab ID:HS15040097-12
Matrix:Extract

ANALYSES	RESULT	QUAL	MDL	REPORT LIMIT	UNITS	DILUTION FACTOR	DATE ANALYZED
PAHS	**Method:SW8270**		Leache:SW3510 / 03-Apr-2015	Prep:SW3510 / 03-Apr-2015			Analyst: GEY
Acenaphthene	**18,000**	JH	**3000**	**50000**	**ug/L**	10	06-Apr-2015 18:32
Acenaphthylene	U	H	3000	50000	ug/L	10	06-Apr-2015 18:32
Anthracene	**54,000**	H	**3000**	**50000**	**ug/L**	10	06-Apr-2015 18:32
Benz(a)anthracene	**330,000**	H	**3000**	**50000**	**ug/L**	10	06-Apr-2015 18:32
Benzo(a)pyrene	**370,000**	H	**4000**	**50000**	**ug/L**	10	06-Apr-2015 18:32
Benzo(b)fluoranthene	**430,000**	H	**4000**	**50000**	**ug/L**	10	06-Apr-2015 18:32
Benzo(g,h,i)perylene	**280,000**	H	**3000**	**50000**	**ug/L**	10	06-Apr-2015 18:32
Benzo(k)fluoranthene	**190,000**	H	**7000**	**50000**	**ug/L**	10	06-Apr-2015 18:32
Chrysene	**410,000**	H	**8000**	**50000**	**ug/L**	10	06-Apr-2015 18:32
Dibenz(a,h)anthracene	**70,000**	H	**6000**	**50000**	**ug/L**	10	06-Apr-2015 18:32
Fluoranthene	**630,000**	H	**4000**	**50000**	**ug/L**	10	06-Apr-2015 18:32
Fluorene	U	H	5000	50000	ug/L	10	06-Apr-2015 18:32
Indeno(1,2,3-cd)pyrene	**270,000**	H	**6000**	**50000**	**ug/L**	10	06-Apr-2015 18:32
Naphthalene	U	H	4000	50000	ug/L	10	06-Apr-2015 18:32
Phenanthrene	**260,000**	H	**4000**	**50000**	**ug/L**	10	06-Apr-2015 18:32
Pyrene	**520,000**	H	**3000**	**50000**	**ug/L**	10	06-Apr-2015 18:32
Surr: 2-Fluorobiphenyl	*0*	*S*		*48-120*	*%REC*	*10*	*06-Apr-2015 18:32*
Surr: 4-Terphenyl-d14	*0*	*S*		*51-135*	*%REC*	*10*	*06-Apr-2015 18:32*
Surr: Nitrobenzene-d5	*0*	*S*		*41-120*	*%REC*	*10*	*06-Apr-2015 18:32*

Note: See Qualifiers Page for a list of qualifiers and their explanation.

Client: ARCADIS U.S., Inc.
Project: Foster AFB Bioavailablity - G2
Sample ID: FAFB-Bulk-G2 (Extr.Comp2of3)
Collection Date: 21-Nov-2014 10:05

ANALYTICAL REPORT
WorkOrder:HS15040097
Lab ID:HS15040097-13
Matrix:Extract

ANALYSES	RESULT	QUAL	MDL	REPORT LIMIT	UNITS	DILUTION FACTOR	DATE ANALYZED
PAHS	**Method:SW8270**		Leache:SW3510 / 03-Apr-2015	Prep:SW3510 / 03-Apr-2015			Analyst: GEY
Acenaphthene	**19,000**	JH	**3000**	**50000**	**ug/L**	10	06-Apr-2015 18:54
Acenaphthylene	U	H	3000	50000	ug/L	10	06-Apr-2015 18:54
Anthracene	**58,000**	H	**3000**	**50000**	**ug/L**	10	06-Apr-2015 18:54
Benz(a)anthracene	**330,000**	H	**3000**	**50000**	**ug/L**	10	06-Apr-2015 18:54
Benzo(a)pyrene	**380,000**	H	**4000**	**50000**	**ug/L**	10	06-Apr-2015 18:54
Benzo(b)fluoranthene	**490,000**	H	**4000**	**50000**	**ug/L**	10	06-Apr-2015 18:54
Benzo(g,h,i)perylene	**280,000**	H	**3000**	**50000**	**ug/L**	10	06-Apr-2015 18:54
Benzo(k)fluoranthene	**170,000**	H	**7000**	**50000**	**ug/L**	10	06-Apr-2015 18:54
Chrysene	**420,000**	H	**8000**	**50000**	**ug/L**	10	06-Apr-2015 18:54
Dibenz(a,h)anthracene	**63,000**	H	**6000**	**50000**	**ug/L**	10	06-Apr-2015 18:54
Fluoranthene	**650,000**	H	**4000**	**50000**	**ug/L**	10	06-Apr-2015 18:54
Fluorene	U	H	5000	50000	ug/L	10	06-Apr-2015 18:54
Indeno(1,2,3-cd)pyrene	**280,000**	H	**6000**	**50000**	**ug/L**	10	06-Apr-2015 18:54
Naphthalene	U	H	4000	50000	ug/L	10	06-Apr-2015 18:54
Phenanthrene	**270,000**	H	**4000**	**50000**	**ug/L**	10	06-Apr-2015 18:54
Pyrene	**510,000**	H	**3000**	**50000**	**ug/L**	10	06-Apr-2015 18:54
Surr: 2-Fluorobiphenyl	*0*	*S*		*48-120*	*%REC*	*10*	*06-Apr-2015 18:54*
Surr: 4-Terphenyl-d14	*0*	*S*		*51-135*	*%REC*	*10*	*06-Apr-2015 18:54*
Surr: Nitrobenzene-d5	*0*	*S*		*41-120*	*%REC*	*10*	*06-Apr-2015 18:54*

Note: See Qualifiers Page for a list of qualifiers and their explanation.

Client: ARCADIS U.S., Inc.
Project: Foster AFB Bioavailablity - G2
Sample ID: FAFB-Bulk-G2 (Extr.Comp3of3)
Collection Date: 21-Nov-2014 10:05

ANALYTICAL REPORT
WorkOrder:HS15040097
Lab ID:HS15040097-14
Matrix:Extract

ANALYSES	RESULT	QUAL	MDL	REPORT LIMIT	UNITS	DILUTION FACTOR	DATE ANALYZED
PAHS	**Method:SW8270**		Leache:SW3510 / 03-Apr-2015	Prep:SW3510 / 03-Apr-2015			Analyst: GEY
Acenaphthene	**19,000**	JH	**3000**	**50000**	**ug/L**	10	07-Apr-2015 16:58
Acenaphthylene	U	H	3000	50000	ug/L	10	07-Apr-2015 16:58
Anthracene	**56,000**	H	**3000**	**50000**	**ug/L**	10	07-Apr-2015 16:58
Benz(a)anthracene	**360,000**	H	**3000**	**50000**	**ug/L**	10	07-Apr-2015 16:58
Benzo(a)pyrene	**360,000**	H	**4000**	**50000**	**ug/L**	10	07-Apr-2015 16:58
Benzo(b)fluoranthene	**490,000**	H	**4000**	**50000**	**ug/L**	10	07-Apr-2015 16:58
Benzo(g,h,i)perylene	**280,000**	H	**3000**	**50000**	**ug/L**	10	07-Apr-2015 16:58
Benzo(k)fluoranthene	**180,000**	H	**7000**	**50000**	**ug/L**	10	07-Apr-2015 16:58
Chrysene	**410,000**	H	**8000**	**50000**	**ug/L**	10	07-Apr-2015 16:58
Dibenz(a,h)anthracene	**76,000**	H	**6000**	**50000**	**ug/L**	10	07-Apr-2015 16:58
Fluoranthene	**610,000**	H	**4000**	**50000**	**ug/L**	10	07-Apr-2015 16:58
Fluorene	U	H	5000	50000	ug/L	10	07-Apr-2015 16:58
Indeno(1,2,3-cd)pyrene	**290,000**	H	**6000**	**50000**	**ug/L**	10	07-Apr-2015 16:58
Naphthalene	U	H	4000	50000	ug/L	10	07-Apr-2015 16:58
Phenanthrene	**260,000**	H	**4000**	**50000**	**ug/L**	10	07-Apr-2015 16:58
Pyrene	**530,000**	H	**3000**	**50000**	**ug/L**	10	07-Apr-2015 16:58
Surr: 2-Fluorobiphenyl	*0*	*S*		*48-120*	*%REC*	*10*	*07-Apr-2015 16:58*
Surr: 4-Terphenyl-d14	*0*	*S*		*51-135*	*%REC*	*10*	*07-Apr-2015 16:58*
Surr: Nitrobenzene-d5	*0*	*S*		*41-120*	*%REC*	*10*	*07-Apr-2015 16:58*

Note: See Qualifiers Page for a list of qualifiers and their explanation.

Client: ARCADIS U.S., Inc.
Project: Foster AFB Bioavailablity - G2
WorkOrder: HS15040097

DATES REPORT

Sample ID	Client Samp ID	Collection Date	TCLP Date	Prep Date	Analysis Date	DF
Batch ID 92124	**Test Name :** PAHS			**Matrix:** Extract		
HS15040097-12	FAFB-Bulk-G2 (Extr.Comp1of3)	21 Nov 2014 10:05	03 Apr 2015 16:11	03 Apr 2015 16:11	06 Apr 2015 18:32	10
HS15040097-13	FAFB-Bulk-G2 (Extr.Comp2of3)	21 Nov 2014 10:05	03 Apr 2015 16:11	03 Apr 2015 16:11	06 Apr 2015 18:54	10
HS15040097-14	FAFB-Bulk-G2 (Extr.Comp3of3)	21 Nov 2014 10:05	03 Apr 2015 16:11	03 Apr 2015 16:11	07 Apr 2015 16:58	10

Client: ARCADIS U.S., Inc.
Project: Foster AFB Bioavailablity - G2
WorkOrder: HS15040097

QC BATCH REPORT

Batch ID: 92124 **Instrument: SV-5** **Method: SW8270**

MBLK Sample ID: **MBLK-92124** Units: **ug/L** Analysis Date: **06-Apr-2015 12:33**
Client ID: Run ID: **SV-5_252366** SeqNo: **3237910** PrepDate: **03-Apr-2015** DF: **1**

Analyte	Result	PQL	SPK Val	SPK Ref Value	%REC	Control Limit	RPD Ref Value	%RPD	RPD Limit	Qual
Acenaphthene	U	5.0								
Acenaphthylene	U	5.0								
Anthracene	U	5.0								
Benz(a)anthracene	U	5.0								
Benzo(a)pyrene	U	5.0								
Benzo(b)fluoranthene	U	5.0								
Benzo(g,h,i)perylene	U	5.0								
Benzo(k)fluoranthene	U	5.0								
Chrysene	U	5.0								
Dibenz(a,h)anthracene	U	5.0								
Fluoranthene	U	5.0								
Fluorene	U	5.0								
Indeno(1,2,3-cd)pyrene	U	5.0								
Naphthalene	U	5.0								
Phenanthrene	U	5.0								
Pyrene	U	5.0								
Surr: 2-Fluorobiphenyl	*91.13*	*5.0*	*100*	*0*	*91.1*	*48 - 120*				
Surr: 4-Terphenyl-d14	*79.3*	*5.0*	*100*	*0*	*79.3*	*51 - 135*				
Surr: Nitrobenzene-d5	*81.44*	*5.0*	*100*	*0*	*81.4*	*41 - 120*				

Note: See Qualifiers Page for a list of qualifiers and their explanation.

Client: ARCADIS U.S., Inc.
Project: Foster AFB Bioavailablity - G2
WorkOrder: HS15040097

QC BATCH REPORT

Batch ID: 92124 **Instrument: SV-5** **Method: SW8270**

LCS Sample ID: **LCS-92124** Units: **ug/L** Analysis Date: **06-Apr-2015 13:40**
Client ID: Run ID: **SV-5_252366** SeqNo: **3237911** PrepDate: **03-Apr-2015** DF: **1**

Analyte	Result	PQL	SPK Val	SPK Ref Value	%REC	Control Limit	RPD Ref Value	%RPD	RPD Limit	Qual
Acenaphthene	51.19	5.0	50	0	102	55 - 120				
Acenaphthylene	51.1	5.0	50	0	102	55 - 120				
Anthracene	47.97	5.0	50	0	95.9	55 - 120				
Benz(a)anthracene	46.34	5.0	50	0	92.7	55 - 125				
Benzo(a)pyrene	41.23	5.0	50	0	82.5	55 - 120				
Benzo(b)fluoranthene	41.64	5.0	50	0	83.3	55 - 125				
Benzo(g,h,i)perylene	40.64	5.0	50	0	81.3	55 - 120				
Benzo(k)fluoranthene	46.3	5.0	50	0	92.6	55 - 130				
Chrysene	46.03	5.0	50	0	92.1	55 - 125				
Dibenz(a,h)anthracene	40.42	5.0	50	0	80.8	55 - 120				
Fluoranthene	47.05	5.0	50	0	94.1	55 - 125				
Fluorene	49.02	5.0	50	0	98.0	55 - 120				
Indeno(1,2,3-cd)pyrene	39.37	5.0	50	0	78.7	55 - 125				
Naphthalene	45.47	5.0	50	0	90.9	55 - 120				
Phenanthrene	46.27	5.0	50	0	92.5	55 - 120				
Pyrene	48.45	5.0	50	0	96.9	55 - 125				
Surr: 2-Fluorobiphenyl	*92.02*	*5.0*	*100*	*0*	*92.0*	*48 - 120*				
Surr: 4-Terphenyl-d14	*84.53*	*5.0*	*100*	*0*	*84.5*	*51 - 135*				
Surr: Nitrobenzene-d5	*91*	*5.0*	*100*	*0*	*91.0*	*41 - 120*				

Note: See Qualifiers Page for a list of qualifiers and their explanation.

Client: ARCADIS U.S., Inc.
Project: Foster AFB Bioavailablity - G2
WorkOrder: HS15040097

QC BATCH REPORT

Batch ID: 92124 **Instrument: SV-5** **Method: SW8270**

LCSD Sample ID: **LCSD-92124** Units: **ug/L** Analysis Date: **06-Apr-2015 14:02**
Client ID: Run ID: **SV-5_252366** SeqNo: **3237912** PrepDate: **03-Apr-2015** DF: **1**

Analyte	Result	PQL	SPK Val	SPK Ref Value	%REC	Control Limit	RPD Ref Value	RPD %RPD	RPD Limit	Qual
Acenaphthene	51.24	5.0	50	0	102	55 - 120	51.19	0.106	20	
Acenaphthylene	52.12	5.0	50	0	104	55 - 120	51.1	1.98	20	
Anthracene	47.87	5.0	50	0	95.7	55 - 120	47.97	0.201	20	
Benz(a)anthracene	45.68	5.0	50	0	91.4	55 - 125	46.34	1.44	20	
Benzo(a)pyrene	40.21	5.0	50	0	80.4	55 - 120	41.23	2.52	20	
Benzo(b)fluoranthene	42.9	5.0	50	0	85.8	55 - 125	41.64	3	20	
Benzo(g,h,i)perylene	39.58	5.0	50	0	79.2	55 - 120	40.64	2.65	20	
Benzo(k)fluoranthene	38.38	5.0	50	0	76.8	55 - 130	46.3	18.7	20	
Chrysene	48.11	5.0	50	0	96.2	55 - 125	46.03	4.42	20	
Dibenz(a,h)anthracene	40.11	5.0	50	0	80.2	55 - 120	40.42	0.766	20	
Fluoranthene	46.47	5.0	50	0	92.9	55 - 125	47.05	1.24	20	
Fluorene	50.64	5.0	50	0	101	55 - 120	49.02	3.25	20	
Indeno(1,2,3-cd)pyrene	40.92	5.0	50	0	81.8	55 - 125	39.37	3.86	20	
Naphthalene	45.89	5.0	50	0	91.8	55 - 120	45.47	0.905	20	
Phenanthrene	45.13	5.0	50	0	90.3	55 - 120	46.27	2.5	20	
Pyrene	48.45	5.0	50	0	96.9	55 - 125	48.45	0.0191	20	
Surr: 2-Fluorobiphenyl	*91.17*	*5.0*	*100*	*0*	*91.2*	*48 - 120*	*92.02*	*0.92*	*20*	
Surr: 4-Terphenyl-d14	*84.2*	*5.0*	*100*	*0*	*84.2*	*51 - 135*	*84.53*	*0.398*	*20*	
Surr: Nitrobenzene-d5	*91.24*	*5.0*	*100*	*0*	*91.2*	*41 - 120*	*91*	*0.268*	*20*	

The following samples were anayzed in this batch: HS15040097-12 HS15040097-13 HS15040097-14

Note: See Qualifiers Page for a list of qualifiers and their explanation.

Client: ARCADIS U.S., Inc.
Project: Foster AFB Bioavailablity - G2
WorkOrder: **HS15040097**

QUALIFIERS, ACRONYMS, UNITS

Qualifier	Description
*	Value exceeds Regulatory Limit
a	Not accredited
B	Analyte detected in the associated Method Blank above the Reporting Limit
E	Value above quantitation range
H	Analyzed outside of Holding Time
J	Analyte detected below quantitation limit
M	Manually integrated, see raw data for justification
n	Not offered for accreditation
ND	Not Detected at the Reporting Limit
O	Sample amount is > 4 times amount spiked
P	Dual Column results percent difference > 40%
R	RPD above laboratory control limit
S	Spike Recovery outside laboratory control limits
U	Analyzed but not detected above the MDL/SDL

Acronym	Description
DCS	Detectability Check Study
DUP	Method Duplicate
LCS	Laboratory Control Sample
LCSD	Laboratory Control Sample Duplicate
MBLK	Method Blank
MDL	Method Detection Limit
MQL	Method Quantitation Limit
MS	Matrix Spike
MSD	Matrix Spike Duplicate
PDS	Post Digestion Spike
PQL	Practical Quantitaion Limit
SD	Serial Dilution
SDL	Sample Detection Limit
TRRP	Texas Risk Reduction Program

Unit Reported	Description
µg/L	Micrograms per Liter

CERTIFICATIONS,ACCREDITATIONS & LICENSES

Agency	Number	Expire Date
Arkansas	15-024-0	27-Mar-2016
California	2919	31-Jul-2016
Dept of Defense	L2231 Rev 3-20-2014	22-Dec-2015
Illinois	003403	09-May-2015
Kansas	E-10352 2014-2015	31-Jul-2015
Kentucky	KY 2014-2015	30-Apr-2015
Louisiana	03087 2014/2015	30-Jun-2015
North Carolina	624 - 2015	31-Dec-2015
North Dakota	R-193 2025	30-Apr-2015
Oklahoma	2014-128	31-Aug-2015
Texas	T104704231-14-14	30-Apr-2015

Client: ARCADIS U.S., Inc.
Project: Foster AFB Bioavailablity - G2
Work Order: HS15040097

SAMPLE TRACKING

Lab Samp ID	Client Sample ID	Action	Date	Person	New Location
HS15040097-01	FAFB-Bulk-G2 (extract 1)	Login	4/2/2015 6:58:00 PM	DJW	20E
HS15040097-02	FAFB-Bulk-G2 (extract 2)	Login	4/2/2015 6:58:00 PM	DJW	20E
HS15040097-03	FAFB-Bulk-G2 (extract 3)	Login	4/2/2015 6:58:00 PM	DJW	20E
HS15040097-04	FAFB-Bulk-G2 (extract 4)	Login	4/2/2015 6:58:00 PM	DJW	20E
HS15040097-05	FAFB-Bulk-G2 (extract 5)	Login	4/2/2015 6:58:00 PM	DJW	20E
HS15040097-06	FAFB-Bulk-G2 (extract 6)	Login	4/2/2015 6:58:00 PM	DJW	20E
HS15040097-07	FAFB-Bulk-G2 (extract 7)	Login	4/2/2015 6:58:00 PM	DJW	20E
HS15040097-08	FAFB-Bulk-G2 (extract 8)	Login	4/2/2015 6:58:00 PM	DJW	20E
HS15040097-09	FAFB-Bulk-G2 (extract 9)	Login	4/2/2015 6:58:00 PM	DJW	20E
HS15040097-10	FAFB-Bulk-G2 (extract 10)	Login	4/2/2015 6:58:00 PM	DJW	20E
HS15040097-11	FAFB-Bulk-G2 (extract 11)	Login	4/2/2015 6:58:00 PM	DJW	20E
HS15040097-12	FAFB-Bulk-G2 (Extr.Comp1of3)	Login	4/2/2015 6:58:00 PM	DJW	20E
HS15040097-13	FAFB-Bulk-G2 (Extr.Comp2of3)	Login	4/2/2015 6:58:00 PM	DJW	20E
HS15040097-14	FAFB-Bulk-G2 (Extr.Comp3of3)	Login	4/2/2015 6:58:00 PM	DJW	20E
HS15040097-15	FAFB-Bulk-G2 (1Kg)	Login	4/2/2015 6:58:00 PM	DJW	20E

ALS Environmental

Cincinnati, OH +1 513 733 5336 | Everett, WA +1 425 356 2600 | Fort Collins, CO +1 970 490 1511 | Holland, MI +1 616 399 6070

Chain of Custody Form

Page ____ of ____

COC ID: 22850

HS15040097

ARCADIS U.S., Inc.

Foster AFB Bioavailablity - G2

Customer Information		Project Information		ALS Project Manager:	
Purchase Order		Project Name	Foster AFB B.o	A	8270 PAH
Work Order		Project Number	06062044	B	
Company Name		Bill To Company	ARCCADIS	C	Extract Composite FAFB-G2 (HS15040097-12,-13,-14)
Send Report To		Invoice Attn	Mike Madl	D	1Kg 60 mesh soil FAFB-G2 (HS15040097-15)
Address		Address		E	
City/State/Zip		City/State/Zip	Highlands Ranch, CO	F	
Phone		Phone		G	
Fax		Fax		H	
e-Mail Address		e-Mail Address		I	
				J	

No.	Sample Description	Date	Time	Matrix	Pres.	# Bottles	A	B	C	D	E	F	G	H	I	J	Hold
1	FAFB-Bulk -63-1	11/21/14	10:00	Soil	None												
2	FAFB-Bulk-63-2	11/21/14	10:00	Soil	None												
3	FAFB-Bulk-62-1	11/21/14	10:05	Soil	None												
4	FAFB-Bulk-62-2	11/21/14	10:05	Soil	None												
5	FAFB-Bulk-61-1	11/21/14	10:10	Soil	None												
6	FAFB-Bulk-61-2	11/21/14	10:10	Soil	None												
7	FAFB-Bulk-64-1	11/21/14	10:15	Soil	None												
8	FAFB-Bulk-64-2	11/21/14	10:15	Soil	None												
9	FAFB-Bulk-65-1	11/21/14	10:20	Soil	None												
10	FAFB-Bulk-65-2	11/21/14	10:20	Soil	None												

Sampler(s) Please Print & Sign

Shipment Method

Required Turnaround Time: (Check Box) ☐ STD 10 Wk Days ☐ 5 Wk Days ☐ 2 Wk Days ☐ 24 Hour ☐ Other

Results Due Date:

Relinquished by:	Date:	Time:	Received by:
	11/21/14	17:00	
Relinquished by:	Date:	Time:	Received by (Laboratory):
	11/21/14	1700	
Logged by (Laboratory):	Date:	Time:	Checked by (Laboratory):

Notes: SEE PM FOR SAMPLES PREP INSTRUCTION

Cooler ID	Cooler Temp

QC Package: (Check One Box Below)

☐ Level II Std QC ☐ TRRP Checklist
☐ Level III Std QC/Raw Date ☐ TRRP Level IV
☐ Level IV SW846/CLP
☐ Other _____

Preservative Key: 1-HCl 2-HNO_3 3-H_2SO_4 4-NaOH 5-$Na_2S_2O_3$ 6-$NaHSO_4$ 7-Other 8-4°C 9-5035

Note:
1. Any changes must be made in writing once samples and COC Form have been submitted to ALS Environmental.
2. Unless otherwise agreed in a formal contract, services provided by ALS Environmental are expressly limited to the terms and conditions stated on the reverse.
3. The Chain of Custody is a legal document. All information must be completed accurately.

Copyright 2012 by ALS Environmental.

10450 Stancliff Rd. Suite 210
Houston, TX 77099
T: +1 281 530 5656
F: +1 281 530 5887
www.alsglobal.com

April 07, 2015

Glenn Hoeger
ARCADIS U.S., Inc.
401 East Main Street, Suite 400
El Paso, TX 79901

Work Order: **HS15040100**

Laboratory Results for: **Foster AFB Bioavailablity - G4**

Dear Glenn,

ALS Environmental received 15 sample(s) on Apr 01, 2015 for the analysis presented in the following report.

The analytical data provided relates directly to the samples received by ALS Environmental and for only the analyses requested. Results are expressed as "as received" unless otherwise noted.

QC sample results for this data met EPA or laboratory specifications except as noted in the Case Narrative or as noted with qualifiers in the QC batch information. Should this laboratory report need to be reproduced, it should be reproduced in full unless written approval has been obtained by ALS Environmental. Samples will be disposed in 30 days unless storage arrangements are made.

If you have any questions regarding this report, please feel free to call me.

Sincerely,

Generated By: Jumoke.Lawal
Dane J. Wacasey

Client: ARCADIS U.S., Inc.
Project: Foster AFB Bioavailablity - G4
Work Order: HS15040100

SAMPLE SUMMARY

Lab Samp ID	Client Sample ID	Matrix	TagNo	Collection Date	Date Received	Hold
HS15040100-01	FAFB-Bulk-G4 (extract 1)	Soil		21-Nov-2014 10:15	21-Nov-2014 17:00	☐
HS15040100-02	FAFB-Bulk-G4 (extract 2)	Soil		21-Nov-2014 10:15	21-Nov-2014 17:00	☐
HS15040100-03	FAFB-Bulk-G4 (extract 3)	Soil		21-Nov-2014 10:15	21-Nov-2014 17:00	☐
HS15040100-04	FAFB-Bulk-G4 (extract 4)	Soil		21-Nov-2014 10:15	21-Nov-2014 17:00	☐
HS15040100-05	FAFB-Bulk-G4 (extract 5)	Soil		21-Nov-2014 10:15	21-Nov-2014 17:00	☐
HS15040100-06	FAFB-Bulk-G4 (extract 6)	Soil		21-Nov-2014 10:15	21-Nov-2014 17:00	☐
HS15040100-07	FAFB-Bulk-G4 (extract 7)	Soil		21-Nov-2014 10:15	21-Nov-2014 17:00	☐
HS15040100-08	FAFB-Bulk-G4 (extract 8)	Soil		21-Nov-2014 10:15	21-Nov-2014 17:00	☐
HS15040100-09	FAFB-Bulk-G4 (extract 9)	Soil		21-Nov-2014 10:15	21-Nov-2014 17:00	☐
HS15040100-10	FAFB-Bulk-G4 (extract 10)	Soil		21-Nov-2014 10:15	21-Nov-2014 17:00	☐
HS15040100-11	FAFB-Bulk-G4 (extract 11)	Soil		21-Nov-2014 10:15	21-Nov-2014 17:00	☐
HS15040100-12	FAFB-Bulk-G4 (Extr.Comp1of3)	Extract		21-Nov-2014 10:15	21-Nov-2014 17:00	☐
HS15040100-13	FAFB-Bulk-G4 (Extr.Comp2of3)	Extract		21-Nov-2014 10:15	21-Nov-2014 17:00	☐
HS15040100-14	FAFB-Bulk-G4 (Extr.Comp3of3)	Extract		21-Nov-2014 10:15	21-Nov-2014 17:00	☐
HS15040100-15	FAFB-Bulk-G4 (1Kg)	Soil		21-Nov-2014 10:15	21-Nov-2014 17:00	☐

Client: ARCADIS U.S., Inc.
Project: Foster AFB Bioavailablity - G4
Work Order: HS15040100

CASE NARRATIVE

GCMS Semivolatiles by Method SW8270

Batch ID: 92124

Sample ID: **FAFB-Bulk-G4 (Extr.Comp1of3) (HS15040100-12)**
- Sample was analyzed outside of the holding time at the request of the client. Results should be considered estimated.

Sample ID: **LCS-92124**
- Insufficient sample received to perform MS/MSD. LCS/LCSD provided as batch quality control.

Client: ARCADIS U.S., Inc.
Project: Foster AFB Bioavailablity - G4
Sample ID: FAFB-Bulk-G4 (Extr.Comp1of3)
Collection Date: 21-Nov-2014 10:15

ANALYTICAL REPORT
WorkOrder:HS15040100
Lab ID:HS15040100-12
Matrix:Extract

ANALYSES	RESULT	QUAL	MDL	REPORT LIMIT	UNITS	DILUTION FACTOR	DATE ANALYZED
PAHS	**Method:SW8270**		Leache:SW3510 / 03-Apr-2015	Prep:SW3510 / 03-Apr-2015		Analyst: GEY	
Acenaphthene	U	H	300	5000	ug/L	1	06-Apr-2015 14:47
Acenaphthylene	U	H	300	5000	ug/L	1	06-Apr-2015 14:47
Anthracene	U	H	300	5000	ug/L	1	06-Apr-2015 14:47
Benz(a)anthracene	**1,400**	JH	**300**	**5000**	**ug/L**	1	06-Apr-2015 14:47
Benzo(a)pyrene	**1,500**	JH	**400**	**5000**	**ug/L**	1	06-Apr-2015 14:47
Benzo(b)fluoranthene	**1,600**	JH	**400**	**5000**	**ug/L**	1	06-Apr-2015 14:47
Benzo(g,h,i)perylene	**1,100**	JH	**300**	**5000**	**ug/L**	1	06-Apr-2015 14:47
Benzo(k)fluoranthene	U	H	700	5000	ug/L	1	06-Apr-2015 14:47
Chrysene	**1,800**	JH	**800**	**5000**	**ug/L**	1	06-Apr-2015 14:47
Dibenz(a,h)anthracene	U	H	600	5000	ug/L	1	06-Apr-2015 14:47
Fluoranthene	**2,200**	JH	**400**	**5000**	**ug/L**	1	06-Apr-2015 14:47
Fluorene	U	H	500	5000	ug/L	1	06-Apr-2015 14:47
Indeno(1,2,3-cd)pyrene	**1,200**	JH	**600**	**5000**	**ug/L**	1	06-Apr-2015 14:47
Naphthalene	U	H	400	5000	ug/L	1	06-Apr-2015 14:47
Phenanthrene	U	H	400	5000	ug/L	1	06-Apr-2015 14:47
Pyrene	**1,900**	JH	**300**	**5000**	**ug/L**	1	06-Apr-2015 14:47
Surr: 2-Fluorobiphenyl	*837*	*S*		*48-120*	*%REC*	*1*	*06-Apr-2015 14:47*
Surr: 4-Terphenyl-d14	*713*	*S*		*51-135*	*%REC*	*1*	*06-Apr-2015 14:47*
Surr: Nitrobenzene-d5	*816*	*S*		*41-120*	*%REC*	*1*	*06-Apr-2015 14:47*

Note: See Qualifiers Page for a list of qualifiers and their explanation.

Client: ARCADIS U.S., Inc.
Project: Foster AFB Bioavailablity - G4
Sample ID: FAFB-Bulk-G4 (Extr.Comp2of3)
Collection Date: 21-Nov-2014 10:15

ANALYTICAL REPORT
WorkOrder:HS15040100
Lab ID:HS15040100-13
Matrix:Extract

ANALYSES	RESULT	QUAL	MDL	REPORT LIMIT	UNITS	DILUTION FACTOR	DATE ANALYZED
PAHS	**Method:SW8270**		Leache:SW3510 / 03-Apr-2015	Prep:SW3510 / 03-Apr-2015		Analyst: GEY	
Acenaphthene	U	H	300	5000	ug/L	1	06-Apr-2015 16:39
Acenaphthylene	U	H	300	5000	ug/L	1	06-Apr-2015 16:39
Anthracene	U	H	300	5000	ug/L	1	06-Apr-2015 16:39
Benz(a)anthracene	**1,400**	JH	**300**	**5000**	**ug/L**	1	06-Apr-2015 16:39
Benzo(a)pyrene	**1,500**	JH	**400**	**5000**	**ug/L**	1	06-Apr-2015 16:39
Benzo(b)fluoranthene	**1,900**	JH	**400**	**5000**	**ug/L**	1	06-Apr-2015 16:39
Benzo(g,h,i)perylene	**1,200**	JH	**300**	**5000**	**ug/L**	1	06-Apr-2015 16:39
Benzo(k)fluoranthene	U	H	700	5000	ug/L	1	06-Apr-2015 16:39
Chrysene	**1,600**	JH	**800**	**5000**	**ug/L**	1	06-Apr-2015 16:39
Dibenz(a,h)anthracene	U	H	600	5000	ug/L	1	06-Apr-2015 16:39
Fluoranthene	**2,100**	JH	**400**	**5000**	**ug/L**	1	06-Apr-2015 16:39
Fluorene	U	H	500	5000	ug/L	1	06-Apr-2015 16:39
Indeno(1,2,3-cd)pyrene	**1,100**	JH	**600**	**5000**	**ug/L**	1	06-Apr-2015 16:39
Naphthalene	U	H	400	5000	ug/L	1	06-Apr-2015 16:39
Phenanthrene	U	H	400	5000	ug/L	1	06-Apr-2015 16:39
Pyrene	**1,800**	JH	**300**	**5000**	**ug/L**	1	06-Apr-2015 16:39
Surr: 2-Fluorobiphenyl	*811*	*S*		*48-120*	*%REC*	*1*	*06-Apr-2015 16:39*
Surr: 4-Terphenyl-d14	*660*	*S*		*51-135*	*%REC*	*1*	*06-Apr-2015 16:39*
Surr: Nitrobenzene-d5	*763*	*S*		*41-120*	*%REC*	*1*	*06-Apr-2015 16:39*

Note: See Qualifiers Page for a list of qualifiers and their explanation.

Client: ARCADIS U.S., Inc.
Project: Foster AFB Bioavailablity - G4
Sample ID: FAFB-Bulk-G4 (Extr.Comp3of3)
Collection Date: 21-Nov-2014 10:15

ANALYTICAL REPORT
WorkOrder:HS15040100
Lab ID:HS15040100-14
Matrix:Extract

ANALYSES	RESULT	QUAL	MDL	REPORT LIMIT	UNITS	DILUTION FACTOR	DATE ANALYZED
PAHS	**Method:SW8270**		Leache:SW3510 / 03-Apr-2015	Prep:SW3510 / 03-Apr-2015			Analyst: GEY
Acenaphthene	U	H	300	5000	ug/L	1	06-Apr-2015 15:32
Acenaphthylene	U	H	300	5000	ug/L	1	06-Apr-2015 15:32
Anthracene	U	H	300	5000	ug/L	1	06-Apr-2015 15:32
Benz(a)anthracene	**1,400**	JH	**300**	**5000**	**ug/L**	1	06-Apr-2015 15:32
Benzo(a)pyrene	**1,500**	JH	**400**	**5000**	**ug/L**	1	06-Apr-2015 15:32
Benzo(b)fluoranthene	**1,800**	JH	**400**	**5000**	**ug/L**	1	06-Apr-2015 15:32
Benzo(g,h,i)perylene	**1,100**	JH	**300**	**5000**	**ug/L**	1	06-Apr-2015 15:32
Benzo(k)fluoranthene	U	H	700	5000	ug/L	1	06-Apr-2015 15:32
Chrysene	**1,600**	JH	**800**	**5000**	**ug/L**	1	06-Apr-2015 15:32
Dibenz(a,h)anthracene	U	H	600	5000	ug/L	1	06-Apr-2015 15:32
Fluoranthene	**2,100**	JH	**400**	**5000**	**ug/L**	1	06-Apr-2015 15:32
Fluorene	U	H	500	5000	ug/L	1	06-Apr-2015 15:32
Indeno(1,2,3-cd)pyrene	**1,100**	JH	**600**	**5000**	**ug/L**	1	06-Apr-2015 15:32
Naphthalene	U	H	400	5000	ug/L	1	06-Apr-2015 15:32
Phenanthrene	U	H	400	5000	ug/L	1	06-Apr-2015 15:32
Pyrene	**1,800**	JH	**300**	**5000**	**ug/L**	1	06-Apr-2015 15:32
Surr: 2-Fluorobiphenyl	*805*	*S*		*48-120*	*%REC*	*1*	*06-Apr-2015 15:32*
Surr: 4-Terphenyl-d14	*709*	*S*		*51-135*	*%REC*	*1*	*06-Apr-2015 15:32*
Surr: Nitrobenzene-d5	*768*	*S*		*41-120*	*%REC*	*1*	*06-Apr-2015 15:32*

Note: See Qualifiers Page for a list of qualifiers and their explanation.

Client: ARCADIS U.S., Inc.
Project: Foster AFB Bioavailablity - G4
WorkOrder: HS15040100

DATES REPORT

Sample ID	Client Samp ID	Collection Date	TCLP Date	Prep Date	Analysis Date	DF
Batch ID 92124	**Test Name :** PAHS			**Matrix:** Extract		
HS15040100-12	FAFB-Bulk-G4 (Extr.Comp1of3)	21 Nov 2014 10:15	03 Apr 2015 16:11	03 Apr 2015 16:11	06 Apr 2015 14:47	1
HS15040100-13	FAFB-Bulk-G4 (Extr.Comp2of3)	21 Nov 2014 10:15	03 Apr 2015 16:11	03 Apr 2015 16:11	06 Apr 2015 16:39	1
HS15040100-14	FAFB-Bulk-G4 (Extr.Comp3of3)	21 Nov 2014 10:15	03 Apr 2015 16:11	03 Apr 2015 16:11	06 Apr 2015 15:32	1

Client: ARCADIS U.S., Inc.
Project: Foster AFB Bioavailablity - G4
WorkOrder: HS15040100

QC BATCH REPORT

Batch ID: 92124 **Instrument: SV-5** **Method: SW8270**

MBLK Sample ID: **MBLK-92124** Units: **ug/L** Analysis Date: **06-Apr-2015 12:33**
Client ID: Run ID: **SV-5_252366** SeqNo: **3237910** PrepDate: **03-Apr-2015** DF: **1**

Analyte	Result	PQL	SPK Val	SPK Ref Value	%REC	Control Limit	RPD Ref Value	%RPD	RPD Limit	Qual
Acenaphthene	U	5.0								
Acenaphthylene	U	5.0								
Anthracene	U	5.0								
Benz(a)anthracene	U	5.0								
Benzo(a)pyrene	U	5.0								
Benzo(b)fluoranthene	U	5.0								
Benzo(g,h,i)perylene	U	5.0								
Benzo(k)fluoranthene	U	5.0								
Chrysene	U	5.0								
Dibenz(a,h)anthracene	U	5.0								
Fluoranthene	U	5.0								
Fluorene	U	5.0								
Indeno(1,2,3-cd)pyrene	U	5.0								
Naphthalene	U	5.0								
Phenanthrene	U	5.0								
Pyrene	U	5.0								
Surr: 2-Fluorobiphenyl	*91.13*	*5.0*	*100*	*0*	*91.1*	*48 - 120*				
Surr: 4-Terphenyl-d14	*79.3*	*5.0*	*100*	*0*	*79.3*	*51 - 135*				
Surr: Nitrobenzene-d5	*81.44*	*5.0*	*100*	*0*	*81.4*	*41 - 120*				

Note: See Qualifiers Page for a list of qualifiers and their explanation.

Client: ARCADIS U.S., Inc.
Project: Foster AFB Bioavailablity - G4
WorkOrder: HS15040100

QC BATCH REPORT

Batch ID: 92124 **Instrument: SV-5** **Method: SW8270**

LCS Sample ID: **LCS-92124** Units: **ug/L** Analysis Date: **06-Apr-2015 13:40**
Client ID: Run ID: **SV-5_252366** SeqNo: **3237911** PrepDate: **03-Apr-2015** DF: **1**

Analyte	Result	PQL	SPK Val	SPK Ref Value	%REC	Control Limit	RPD Ref Value	%RPD	RPD Limit	Qual
Acenaphthene	51.19	5.0	50	0	102	55 - 120				
Acenaphthylene	51.1	5.0	50	0	102	55 - 120				
Anthracene	47.97	5.0	50	0	95.9	55 - 120				
Benz(a)anthracene	46.34	5.0	50	0	92.7	55 - 125				
Benzo(a)pyrene	41.23	5.0	50	0	82.5	55 - 120				
Benzo(b)fluoranthene	41.64	5.0	50	0	83.3	55 - 125				
Benzo(g,h,i)perylene	40.64	5.0	50	0	81.3	55 - 120				
Benzo(k)fluoranthene	46.3	5.0	50	0	92.6	55 - 130				
Chrysene	46.03	5.0	50	0	92.1	55 - 125				
Dibenz(a,h)anthracene	40.42	5.0	50	0	80.8	55 - 120				
Fluoranthene	47.05	5.0	50	0	94.1	55 - 125				
Fluorene	49.02	5.0	50	0	98.0	55 - 120				
Indeno(1,2,3-cd)pyrene	39.37	5.0	50	0	78.7	55 - 125				
Naphthalene	45.47	5.0	50	0	90.9	55 - 120				
Phenanthrene	46.27	5.0	50	0	92.5	55 - 120				
Pyrene	48.45	5.0	50	0	96.9	55 - 125				
Surr: 2-Fluorobiphenyl	*92.02*	*5.0*	*100*	*0*	*92.0*	*48 - 120*				
Surr: 4-Terphenyl-d14	*84.53*	*5.0*	*100*	*0*	*84.5*	*51 - 135*				
Surr: Nitrobenzene-d5	*91*	*5.0*	*100*	*0*	*91.0*	*41 - 120*				

Note: See Qualifiers Page for a list of qualifiers and their explanation.

Client: ARCADIS U.S., Inc.
Project: Foster AFB Bioavailablity - G4
WorkOrder: HS15040100

QC BATCH REPORT

Batch ID: 92124 **Instrument: SV-5** **Method: SW8270**

LCSD Sample ID: **LCSD-92124** Units: **ug/L** Analysis Date: **06-Apr-2015 14:02**
Client ID: Run ID: **SV-5_252366** SeqNo: **3237912** PrepDate: **03-Apr-2015** DF: **1**

Analyte	Result	PQL	SPK Val	SPK Ref Value	%REC	Control Limit	RPD Ref Value	RPD %RPD	RPD Limit	Qual
Acenaphthene	51.24	5.0	50	0	102	55 - 120	51.19	0.106	20	
Acenaphthylene	52.12	5.0	50	0	104	55 - 120	51.1	1.98	20	
Anthracene	47.87	5.0	50	0	95.7	55 - 120	47.97	0.201	20	
Benz(a)anthracene	45.68	5.0	50	0	91.4	55 - 125	46.34	1.44	20	
Benzo(a)pyrene	40.21	5.0	50	0	80.4	55 - 120	41.23	2.52	20	
Benzo(b)fluoranthene	42.9	5.0	50	0	85.8	55 - 125	41.64	3	20	
Benzo(g,h,i)perylene	39.58	5.0	50	0	79.2	55 - 120	40.64	2.65	20	
Benzo(k)fluoranthene	38.38	5.0	50	0	76.8	55 - 130	46.3	18.7	20	
Chrysene	48.11	5.0	50	0	96.2	55 - 125	46.03	4.42	20	
Dibenz(a,h)anthracene	40.11	5.0	50	0	80.2	55 - 120	40.42	0.766	20	
Fluoranthene	46.47	5.0	50	0	92.9	55 - 125	47.05	1.24	20	
Fluorene	50.64	5.0	50	0	101	55 - 120	49.02	3.25	20	
Indeno(1,2,3-cd)pyrene	40.92	5.0	50	0	81.8	55 - 125	39.37	3.86	20	
Naphthalene	45.89	5.0	50	0	91.8	55 - 120	45.47	0.905	20	
Phenanthrene	45.13	5.0	50	0	90.3	55 - 120	46.27	2.5	20	
Pyrene	48.45	5.0	50	0	96.9	55 - 125	48.45	0.0191	20	
Surr: 2-Fluorobiphenyl	*91.17*	*5.0*	*100*	*0*	*91.2*	*48 - 120*	*92.02*	*0.92*	*20*	
Surr: 4-Terphenyl-d14	*84.2*	*5.0*	*100*	*0*	*84.2*	*51 - 135*	*84.53*	*0.398*	*20*	
Surr: Nitrobenzene-d5	*91.24*	*5.0*	*100*	*0*	*91.2*	*41 - 120*	*91*	*0.268*	*20*	

The following samples were anayzed in this batch: HS15040100-12 HS15040100-13 HS15040100-14

Note: See Qualifiers Page for a list of qualifiers and their explanation.

Client: ARCADIS U.S., Inc.
Project: Foster AFB Bioavailablity - G4
WorkOrder: **HS15040100**

QUALIFIERS, ACRONYMS, UNITS

Qualifier	Description
*	Value exceeds Regulatory Limit
a	Not accredited
B	Analyte detected in the associated Method Blank above the Reporting Limit
E	Value above quantitation range
H	Analyzed outside of Holding Time
J	Analyte detected below quantitation limit
M	Manually integrated, see raw data for justification
n	Not offered for accreditation
ND	Not Detected at the Reporting Limit
O	Sample amount is > 4 times amount spiked
P	Dual Column results percent difference > 40%
R	RPD above laboratory control limit
S	Spike Recovery outside laboratory control limits
U	Analyzed but not detected above the MDL/SDL

Acronym	Description
DCS	Detectability Check Study
DUP	Method Duplicate
LCS	Laboratory Control Sample
LCSD	Laboratory Control Sample Duplicate
MBLK	Method Blank
MDL	Method Detection Limit
MQL	Method Quantitation Limit
MS	Matrix Spike
MSD	Matrix Spike Duplicate
PDS	Post Digestion Spike
PQL	Practical Quantitaion Limit
SD	Serial Dilution
SDL	Sample Detection Limit
TRRP	Texas Risk Reduction Program

Unit Reported	Description
µg/L	Micrograms per Liter

CERTIFICATIONS,ACCREDITATIONS & LICENSES

Agency	Number	Expire Date
Arkansas	15-024-0	27-Mar-2016
California	2919	31-Jul-2016
Dept of Defense	L2231 Rev 3-20-2014	22-Dec-2015
Illinois	003403	09-May-2015
Kansas	E-10352 2014-2015	31-Jul-2015
Kentucky	KY 2014-2015	30-Apr-2015
Louisiana	03087 2014/2015	30-Jun-2015
North Carolina	624 - 2015	31-Dec-2015
North Dakota	R-193 2025	30-Apr-2015
Oklahoma	2014-128	31-Aug-2015
Texas	T104704231-14-14	30-Apr-2015

Client: ARCADIS U.S., Inc.
Project: Foster AFB Bioavailablity - G4
Work Order: HS15040100

SAMPLE TRACKING

Lab Samp ID	Client Sample ID	Action	Date	Person	New Location
HS15040100-01	FAFB-Bulk-G4 (extract 1)	Login	4/2/2015 7:29:44 PM	DJW	20E
HS15040100-02	FAFB-Bulk-G4 (extract 2)	Login	4/2/2015 7:29:44 PM	DJW	20E
HS15040100-03	FAFB-Bulk-G4 (extract 3)	Login	4/2/2015 7:29:44 PM	DJW	20E
HS15040100-04	FAFB-Bulk-G4 (extract 4)	Login	4/2/2015 7:29:44 PM	DJW	20E
HS15040100-05	FAFB-Bulk-G4 (extract 5)	Login	4/2/2015 7:29:44 PM	DJW	20E
HS15040100-06	FAFB-Bulk-G4 (extract 6)	Login	4/2/2015 7:29:44 PM	DJW	20E
HS15040100-07	FAFB-Bulk-G4 (extract 7)	Login	4/2/2015 7:29:44 PM	DJW	20E
HS15040100-08	FAFB-Bulk-G4 (extract 8)	Login	4/2/2015 7:29:44 PM	DJW	20E
HS15040100-09	FAFB-Bulk-G4 (extract 9)	Login	4/2/2015 7:29:44 PM	DJW	20E
HS15040100-10	FAFB-Bulk-G4 (extract 10)	Login	4/2/2015 7:29:44 PM	DJW	20E
HS15040100-11	FAFB-Bulk-G4 (extract 11)	Login	4/2/2015 7:29:44 PM	DJW	20E
HS15040100-12	FAFB-Bulk-G4 (Extr.Comp1of3)	Login	4/2/2015 7:29:44 PM	DJW	20E
HS15040100-13	FAFB-Bulk-G4 (Extr.Comp2of3)	Login	4/2/2015 7:29:44 PM	DJW	20E
HS15040100-14	FAFB-Bulk-G4 (Extr.Comp3of3)	Login	4/2/2015 7:29:44 PM	DJW	20E
HS15040100-15	FAFB-Bulk-G4 (1Kg)	Login	4/2/2015 7:29:44 PM	DJW	20E

ALS Environmental

Cincinnati, OH +1 513 733 5336
Everett, WA +1 425 356 2600
Fort Collins, CO +1 970 490 1511
Holland, MI +1 616 399 6070

Chain of Custody Form

Page ____ of ____

COC ID: 22850

HS15040100

ARCADIS U.S., Inc.
Foster AFB Bioavailablity - G4

Customer Information		Project Information		ALS Project Manager:	
Purchase Order		Project Name	Foster AFB B:o	A	8270 PAH.
Work Order		Project Number	06262044	B	
Company Name		Bill To Company	ARCCADIS	C	Extract Composite - FAFB-G4 (HS15040100-12,-13,-14)
Send Report To		Invoice Attn	Mike Madl	D	1 Kg 60 mesh Soil FAFB-G4 (HS15040100-15)
Address		Address		E	
City/State/Zip		City/State/Zip	Highlands Ranch, CO	F	
Phone		Phone		G	
Fax		Fax		H	
e-Mail Address		e-Mail Address		I	
				J	

No.	Sample Description	Date	Time	Matrix	Pres.	# Bottles	A	B	C	D	E	F	G	H	I	J	Hold
1	FAFB-Bulk-G3-1	11/21/14	10:00	Soil	None												
2	FAFB-Bulk-G3-2	11/21/14	10:00	Soil	None												
3	FAFB-Bulk-G2-1	11/21/14	10:05	Soil	None												
4	FAFB-Bulk-G2-2	11/21/14	10:05	Soil	None												
5	FAFB-Bulk-G1-1	11/21/14	10:10	Soil	None												
6	FAFB-Bulk-G1-2	11/21/14	10:10	Soil	None												
7	FAFB-Bulk-G4-1	11/21/14	10:15	Soil	None												
8	FAFB-Bulk-G4-2	11/21/14	10:15	Soil	None												
9	FAFB-Bulk-G5-1	11/21/14	10:20	Soil	None												
10	FAFB-Bulk-G5-2	11/21/14	10:20	Soil	None												

Sampler(s) Please Print & Sign:

Shipment Method:

Required Turnaround Time: (Check Box) ☐ STD 10 Wk Days ☐ 5 Wk Days ☐ 2 Wk Days ☐ 24 Hour ☐ Other ____

Results Due Date:

Relinquished by: [signature] Date: 11/21/14 Time: 17:00

Received by:

Relinquished by: Date: 11/21/14 Time: 1700

Received by (Laboratory): [signature]

Logged by (Laboratory): Date: Time:

Checked by (Laboratory):

Notes: SEE PM FOR SAMPLES PREP. INSTRUCTION

Cooler ID	Cooler Temp

QC Package: (Check One Box Below)
☐ Level II Std QC
☐ Level III Std QC/Raw Date
☐ Level IV SW846/CLP
☐ Other ____
☐ TRRP Checklist
☐ TRRP Level IV

Preservative Key: 1-HCl 2-HNO_3 3-H_2SO_4 4-NaOH 5-$Na_2S_2O_3$ 6-$NaHSO_4$ 7-Other 8-4°C 9-5035

Note:
1. Any changes must be made in writing once samples and COC Form have been submitted to ALS Environmental.
2. Unless otherwise agreed in a formal contract, services provided by ALS Environmental are expressly limited to the terms and conditions stated on the reverse.
3. The Chain of Custody is a legal document. All information must be completed accurately.

Copyright 2012 by ALS Environmental.

10450 Stancliff Rd. Suite 210
Houston, TX 77099
T: +1 281 530 5656
F: +1 281 530 5887
www.alsglobal.com

April 08, 2015

Glenn Hoeger
ARCADIS U.S., Inc.
401 East Main Street, Suite 400
El Paso, TX 79901

Work Order: **HS15040110**

Laboratory Results for: **Foster AFB Bioavailablity - G5**

Dear Glenn,

ALS Environmental received 15 sample(s) on Apr 01, 2015 for the analysis presented in the following report.

The analytical data provided relates directly to the samples received by ALS Environmental and for only the analyses requested. Results are expressed as "as received" unless otherwise noted.

QC sample results for this data met EPA or laboratory specifications except as noted in the Case Narrative or as noted with qualifiers in the QC batch information. Should this laboratory report need to be reproduced, it should be reproduced in full unless written approval has been obtained by ALS Environmental. Samples will be disposed in 30 days unless storage arrangements are made.

If you have any questions regarding this report, please feel free to call me.

Sincerely,

Generated By: Dayna.Fisher
Dane J. Wacasey

Client: ARCADIS U.S., Inc.
Project: Foster AFB Bioavailablity - G5
Work Order: HS15040110

SAMPLE SUMMARY

Lab Samp ID	Client Sample ID	Matrix	TagNo	Collection Date	Date Received	Hold
HS15040110-01	FAFB-Bulk-G5 (extract 1)	Soil		21-Nov-2014 10:20	21-Nov-2014 17:00	☐
HS15040110-02	FAFB-Bulk-G5 (extract 2)	Soil		21-Nov-2014 10:20	21-Nov-2014 17:00	☐
HS15040110-03	FAFB-Bulk-G5 (extract 3)	Soil		21-Nov-2014 10:20	21-Nov-2014 17:00	☐
HS15040110-04	FAFB-Bulk-G5 (extract 4)	Soil		21-Nov-2014 10:20	21-Nov-2014 17:00	☐
HS15040110-05	FAFB-Bulk-G5 (extract 5)	Soil		21-Nov-2014 10:20	21-Nov-2014 17:00	☐
HS15040110-06	FAFB-Bulk-G5 (extract 6)	Soil		21-Nov-2014 10:20	21-Nov-2014 17:00	☐
HS15040110-07	FAFB-Bulk-G5 (extract 7)	Soil		21-Nov-2014 10:20	21-Nov-2014 17:00	☐
HS15040110-08	FAFB-Bulk-G5 (extract 8)	Soil		21-Nov-2014 10:20	21-Nov-2014 17:00	☐
HS15040110-09	FAFB-Bulk-G5 (extract 9)	Soil		21-Nov-2014 10:20	21-Nov-2014 17:00	☐
HS15040110-10	FAFB-Bulk-G5 (extract 10)	Soil		21-Nov-2014 10:20	21-Nov-2014 17:00	☐
HS15040110-11	FAFB-Bulk-G5 (extract 11)	Soil		21-Nov-2014 10:20	21-Nov-2014 17:00	☐
HS15040110-12	FAFB-Bulk-G5 (Extr.Comp1of3)	Extract		21-Nov-2014 10:20	21-Nov-2014 17:00	☐
HS15040110-13	FAFB-Bulk-G5 (Extr.Comp2of3)	Extract		21-Nov-2014 10:20	21-Nov-2014 17:00	☐
HS15040110-14	FAFB-Bulk-G5 (Extr.Comp3of3)	Extract		21-Nov-2014 10:20	21-Nov-2014 17:00	☐
HS15040110-15	FAFB-Bulk-G5 (1Kg)	Soil		21-Nov-2014 10:20	21-Nov-2014 17:00	☐

Client: ARCADIS U.S., Inc. **CASE NARRATIVE**
Project: Foster AFB Bioavailablity - G5
Work Order: HS15040110

GCMS Semivolatiles by Method SW8270

Batch ID: 92125

Sample ID: **FAFB-Bulk-G5 (Extr.Comp1of3) (HS15040110-12)**
- Samples in work order HS15040110 were extracted and analyzed as client requested. Normal calculations to determine surrogate recovery do not apply.

Sample ID: **LCS-92125**
- Insufficient sample received to perform MS/MSD. LCS/LCSD provided as batch quality control.

Sample ID: **LCSD-92125**
- The LCSD RPD criterion was exceeded. Individual recoveries were within criteria.

Client: ARCADIS U.S., Inc.
Project: Foster AFB Bioavailablity - G5
Sample ID: FAFB-Bulk-G5 (Extr.Comp1of3)
Collection Date: 21-Nov-2014 10:20

ANALYTICAL REPORT
WorkOrder:HS15040110
Lab ID:HS15040110-12
Matrix:Extract

ANALYSES	RESULT	QUAL	MDL	REPORT LIMIT	UNITS	DILUTION FACTOR	DATE ANALYZED
LOW-LEVEL PAHS	**Method:SW8270**				Prep:SW3510 / 06-Apr-2015		Analyst: LG
Acenaphthene	U	H	30	200	ug/L	1	06-Apr-2015 18:12
Acenaphthylene	U	H	21	200	ug/L	1	06-Apr-2015 18:12
Anthracene	**68**	JH	**20**	**200**	**ug/L**	1	06-Apr-2015 18:12
Benz(a)anthracene	**570**	H	**25**	**200**	**ug/L**	1	06-Apr-2015 18:12
Benzo(a)pyrene	**760**	H	**30**	**200**	**ug/L**	1	06-Apr-2015 18:12
Benzo(b)fluoranthene	**980**	H	**28**	**200**	**ug/L**	1	06-Apr-2015 18:12
Benzo(g,h,i)perylene	**600**	H	**26**	**200**	**ug/L**	1	06-Apr-2015 18:12
Benzo(k)fluoranthene	**350**	H	**28**	**200**	**ug/L**	1	06-Apr-2015 18:12
Chrysene	**700**	H	**46**	**200**	**ug/L**	1	06-Apr-2015 18:12
Dibenz(a,h)anthracene	**160**	JH	**26**	**200**	**ug/L**	1	06-Apr-2015 18:12
Fluoranthene	**890**	H	**20**	**200**	**ug/L**	1	06-Apr-2015 18:12
Fluorene	U	H	21	200	ug/L	1	06-Apr-2015 18:12
Indeno(1,2,3-cd)pyrene	**700**	H	**51**	**200**	**ug/L**	1	06-Apr-2015 18:12
Naphthalene	U	H	50	200	ug/L	1	06-Apr-2015 18:12
Phenanthrene	**320**	H	**20**	**200**	**ug/L**	1	06-Apr-2015 18:12
Pyrene	**810**	H	**22**	**200**	**ug/L**	1	06-Apr-2015 18:12
Surr: 2-Fluorobiphenyl	*804*	*S*		*40-125*	*%REC*	*1*	*06-Apr-2015 18:12*
Surr: 4-Terphenyl-d14	*897*	*S*		*40-135*	*%REC*	*1*	*06-Apr-2015 18:12*
Surr: Nitrobenzene-d5	*816*	*S*		*41-120*	*%REC*	*1*	*06-Apr-2015 18:12*

Note: See Qualifiers Page for a list of qualifiers and their explanation.

Client: ARCADIS U.S., Inc.
Project: Foster AFB Bioavailablity - G5
Sample ID: FAFB-Bulk-G5 (Extr.Comp2of3)
Collection Date: 21-Nov-2014 10:20

ANALYTICAL REPORT
WorkOrder:HS15040110
Lab ID:HS15040110-13
Matrix:Extract

ANALYSES	RESULT	QUAL	MDL	REPORT LIMIT	UNITS	DILUTION FACTOR	DATE ANALYZED
LOW-LEVEL PAHS	**Method:SW8270**				Prep:SW3510 / 06-Apr-2015		Analyst: LG
Acenaphthene	U	H	30	200	ug/L	1	06-Apr-2015 18:32
Acenaphthylene	U	H	21	200	ug/L	1	06-Apr-2015 18:32
Anthracene	**56**	JH	**20**	**200**	**ug/L**	1	06-Apr-2015 18:32
Benz(a)anthracene	**620**	H	**25**	**200**	**ug/L**	1	06-Apr-2015 18:32
Benzo(a)pyrene	**790**	H	**30**	**200**	**ug/L**	1	06-Apr-2015 18:32
Benzo(b)fluoranthene	**1,000**	H	**28**	**200**	**ug/L**	1	06-Apr-2015 18:32
Benzo(g,h,i)perylene	**610**	H	**26**	**200**	**ug/L**	1	06-Apr-2015 18:32
Benzo(k)fluoranthene	**350**	H	**28**	**200**	**ug/L**	1	06-Apr-2015 18:32
Chrysene	**690**	H	**46**	**200**	**ug/L**	1	06-Apr-2015 18:32
Dibenz(a,h)anthracene	**150**	JH	**26**	**200**	**ug/L**	1	06-Apr-2015 18:32
Fluoranthene	**930**	H	**20**	**200**	**ug/L**	1	06-Apr-2015 18:32
Fluorene	U	H	21	200	ug/L	1	06-Apr-2015 18:32
Indeno(1,2,3-cd)pyrene	**720**	H	**51**	**200**	**ug/L**	1	06-Apr-2015 18:32
Naphthalene	U	H	50	200	ug/L	1	06-Apr-2015 18:32
Phenanthrene	**330**	H	**20**	**200**	**ug/L**	1	06-Apr-2015 18:32
Pyrene	**850**	H	**22**	**200**	**ug/L**	1	06-Apr-2015 18:32
Surr: 2-Fluorobiphenyl	*845*	*S*		*40-125*	*%REC*	*1*	*06-Apr-2015 18:32*
Surr: 4-Terphenyl-d14	*915*	*S*		*40-135*	*%REC*	*1*	*06-Apr-2015 18:32*
Surr: Nitrobenzene-d5	*858*	*S*		*41-120*	*%REC*	*1*	*06-Apr-2015 18:32*

Note: See Qualifiers Page for a list of qualifiers and their explanation.

Client: ARCADIS U.S., Inc.
Project: Foster AFB Bioavailablity - G5
Sample ID: FAFB-Bulk-G5 (Extr.Comp3of3)
Collection Date: 21-Nov-2014 10:20

ANALYTICAL REPORT
WorkOrder:HS15040110
Lab ID:HS15040110-14
Matrix:Extract

ANALYSES	RESULT	QUAL	MDL	REPORT LIMIT	UNITS	DILUTION FACTOR	DATE ANALYZED
LOW-LEVEL PAHS	**Method:SW8270**				Prep:SW3510 / 06-Apr-2015		Analyst: LG
Acenaphthene	U	H	30	200	ug/L	1	06-Apr-2015 18:51
Acenaphthylene	U	H	21	200	ug/L	1	06-Apr-2015 18:51
Anthracene	**60**	JH	**20**	**200**	**ug/L**	1	06-Apr-2015 18:51
Benz(a)anthracene	**600**	H	**25**	**200**	**ug/L**	1	06-Apr-2015 18:51
Benzo(a)pyrene	**740**	H	**30**	**200**	**ug/L**	1	06-Apr-2015 18:51
Benzo(b)fluoranthene	**1,000**	H	**28**	**200**	**ug/L**	1	06-Apr-2015 18:51
Benzo(g,h,i)perylene	**590**	H	**26**	**200**	**ug/L**	1	06-Apr-2015 18:51
Benzo(k)fluoranthene	**390**	H	**28**	**200**	**ug/L**	1	06-Apr-2015 18:51
Chrysene	**670**	H	**46**	**200**	**ug/L**	1	06-Apr-2015 18:51
Dibenz(a,h)anthracene	**160**	JH	**26**	**200**	**ug/L**	1	06-Apr-2015 18:51
Fluoranthene	**880**	H	**20**	**200**	**ug/L**	1	06-Apr-2015 18:51
Fluorene	U	H	21	200	ug/L	1	06-Apr-2015 18:51
Indeno(1,2,3-cd)pyrene	**700**	H	**51**	**200**	**ug/L**	1	06-Apr-2015 18:51
Naphthalene	U	H	50	200	ug/L	1	06-Apr-2015 18:51
Phenanthrene	**310**	H	**20**	**200**	**ug/L**	1	06-Apr-2015 18:51
Pyrene	**800**	H	**22**	**200**	**ug/L**	1	06-Apr-2015 18:51
Surr: 2-Fluorobiphenyl	*843*	*S*		*40-125*	*%REC*	*1*	*06-Apr-2015 18:51*
Surr: 4-Terphenyl-d14	*890*	*S*		*40-135*	*%REC*	*1*	*06-Apr-2015 18:51*
Surr: Nitrobenzene-d5	*784*	*S*		*41-120*	*%REC*	*1*	*06-Apr-2015 18:51*

Note: See Qualifiers Page for a list of qualifiers and their explanation.

Client: ARCADIS U.S., Inc.
Project: Foster AFB Bioavailablity - G5
WorkOrder: HS15040110

DATES REPORT

Sample ID	Client Samp ID	Collection Date	TCLP Date	Prep Date	Analysis Date	DF
Batch ID 92125	**Test Name :** LOW-LEVEL PAHS			**Matrix:** Extract		
HS15040110-12	FAFB-Bulk-G5 (Extr.Comp1of3)	21 Nov 2014 10:20		06 Apr 2015 15:16	06 Apr 2015 18:12	1
HS15040110-13	FAFB-Bulk-G5 (Extr.Comp2of3)	21 Nov 2014 10:20		06 Apr 2015 15:16	06 Apr 2015 18:32	1
HS15040110-14	FAFB-Bulk-G5 (Extr.Comp3of3)	21 Nov 2014 10:20		06 Apr 2015 15:16	06 Apr 2015 18:51	1

Client: ARCADIS U.S., Inc.
Project: Foster AFB Bioavailablity - G5
WorkOrder: HS15040110

QC BATCH REPORT

Batch ID: 92125 **Instrument: SV-7** **Method: SW8270**

MBLK Sample ID: **MBLK-92125** Units: **ug/L** Analysis Date: **06-Apr-2015 17:15**
Client ID: Run ID: **SV-7_252360** SeqNo: **3237821** PrepDate: **06-Apr-2015** DF: **1**

Analyte	Result	PQL	SPK Val	SPK Ref Value	%REC	Control Limit	RPD Ref Value	%RPD	RPD Limit	Qual
Acenaphthene	U	0.10								
Acenaphthylene	U	0.10								
Anthracene	U	0.10								
Benz(a)anthracene	U	0.10								
Benzo(a)pyrene	U	0.10								
Benzo(b)fluoranthene	U	0.10								
Benzo(g,h,i)perylene	U	0.10								
Benzo(k)fluoranthene	U	0.10								
Chrysene	U	0.10								
Dibenz(a,h)anthracene	U	0.10								
Fluoranthene	U	0.10								
Fluorene	U	0.10								
Indeno(1,2,3-cd)pyrene	U	0.10								
Naphthalene	U	0.10								
Phenanthrene	U	0.10								
Pyrene	U	0.10								
Surr: 2-Fluorobiphenyl	*4.128*	*0.20*	*5*	*0*	*82.6*	*40 - 125*				
Surr: 4-Terphenyl-d14	*4.468*	*0.20*	*5*	*0*	*89.4*	*40 - 135*				
Surr: Nitrobenzene-d5	*4.165*	*0.20*	*5*	*0*	*83.3*	*41 - 120*				

Note: See Qualifiers Page for a list of qualifiers and their explanation.

Client: ARCADIS U.S., Inc.
Project: Foster AFB Bioavailablity - G5
WorkOrder: HS15040110

QC BATCH REPORT

Batch ID: 92125 **Instrument: SV-7** **Method: SW8270**

LCS Sample ID: **LCS-92125** Units: **ug/L** Analysis Date: **06-Apr-2015 17:34**
Client ID: Run ID: **SV-7_252360** SeqNo: **3237822** PrepDate: **06-Apr-2015** DF: **1**

Analyte	Result	PQL	SPK Val	SPK Ref Value	%REC	Control Limit	RPD Ref Value	%RPD	RPD Limit	Qual
Acenaphthene	4.008	0.10	5	0	80.2	45 - 120				
Acenaphthylene	4.304	0.10	5	0	86.1	47 - 120				
Anthracene	4.037	0.10	5	0	80.7	45 - 120				
Benz(a)anthracene	4.287	0.10	5	0	85.7	40 - 120				
Benzo(a)pyrene	4.38	0.10	5	0	87.6	45 - 120				
Benzo(b)fluoranthene	4.567	0.10	5	0	91.3	50 - 120				
Benzo(g,h,i)perylene	4.171	0.10	5	0	83.4	42 - 127				
Benzo(k)fluoranthene	3.802	0.10	5	0	76.0	45 - 127				
Chrysene	4.148	0.10	5	0	83.0	43 - 120				
Dibenz(a,h)anthracene	4.449	0.10	5	0	89.0	45 - 125				
Fluoranthene	4.171	0.10	5	0	83.4	45 - 125				
Fluorene	4.258	0.10	5	0	85.2	49 - 120				
Indeno(1,2,3-cd)pyrene	4.86	0.10	5	0	97.2	41 - 128				
Naphthalene	4.086	0.10	5	0	81.7	45 - 120				
Phenanthrene	3.932	0.10	5	0	78.6	45 - 121				
Pyrene	4.317	0.10	5	0	86.3	40 - 130				
Surr: 2-Fluorobiphenyl	*4.425*	*0.20*	*5*	*0*	*88.5*	*40 - 125*				
Surr: 4-Terphenyl-d14	*4.587*	*0.20*	*5*	*0*	*91.7*	*40 - 135*				
Surr: Nitrobenzene-d5	*4.461*	*0.20*	*5*	*0*	*89.2*	*41 - 120*				

Note: See Qualifiers Page for a list of qualifiers and their explanation.

Client: ARCADIS U.S., Inc.
Project: Foster AFB Bioavailablity - G5
WorkOrder: HS15040110

QC BATCH REPORT

Batch ID: 92125 **Instrument: SV-7** **Method: SW8270**

LCSD Sample ID: **LCSD-92125** Units: **ug/L** Analysis Date: **06-Apr-2015 17:53**
Client ID: Run ID: **SV-7_252360** SeqNo: **3237823** PrepDate: **06-Apr-2015** DF: **1**

Analyte	Result	PQL	SPK Val	SPK Ref Value	%REC	Control Limit	RPD Ref Value	%RPD	RPD Limit	Qual
Acenaphthene	2.792	0.10	5	0	55.8	45 - 120	4.008	35.8	20	R
Acenaphthylene	3.006	0.10	5	0	60.1	47 - 120	4.304	35.5	20	R
Anthracene	3.602	0.10	5	0	72.0	45 - 120	4.037	11.4	20	
Benz(a)anthracene	5.011	0.10	5	0	100	40 - 120	4.287	15.6	20	
Benzo(a)pyrene	4.391	0.10	5	0	87.8	45 - 120	4.38	0.261	20	
Benzo(b)fluoranthene	4.968	0.10	5	0	99.4	50 - 120	4.567	8.41	20	
Benzo(g,h,i)perylene	4.178	0.10	5	0	83.6	42 - 127	4.171	0.157	20	
Benzo(k)fluoranthene	3.195	0.10	5	0	63.9	45 - 127	3.802	17.3	20	
Chrysene	3.829	0.10	5	0	76.6	43 - 120	4.148	8.01	20	
Dibenz(a,h)anthracene	4.467	0.10	5	0	89.3	45 - 125	4.449	0.39	20	
Fluoranthene	3.805	0.10	5	0	76.1	45 - 125	4.171	9.17	20	
Fluorene	3.229	0.10	5	0	64.6	49 - 120	4.258	27.5	20	R
Indeno(1,2,3-cd)pyrene	5.15	0.10	5	0	103	41 - 128	4.86	5.8	20	
Naphthalene	2.61	0.10	5	0	52.2	45 - 120	4.086	44.1	20	R
Phenanthrene	3.503	0.10	5	0	70.1	45 - 121	3.932	11.5	20	
Pyrene	4.33	0.10	5	0	86.6	40 - 130	4.317	0.316	20	
Surr: 2-Fluorobiphenyl	*2.986*	*0.20*	*5*	*0*	*59.7*	*40 - 125*	*4.425*	*38.8*		
Surr: 4-Terphenyl-d14	*4.989*	*0.20*	*5*	*0*	*99.8*	*40 - 135*	*4.587*	*8.4*		
Surr: Nitrobenzene-d5	*3.121*	*0.20*	*5*	*0*	*62.4*	*41 - 120*	*4.461*	*35.3*		

The following samples were anayzed in this batch: HS15040110-12 HS15040110-13 HS15040110-14

Note: See Qualifiers Page for a list of qualifiers and their explanation.

Client: ARCADIS U.S., Inc.
Project: Foster AFB Bioavailablity - G5
WorkOrder: **HS15040110**

QUALIFIERS, ACRONYMS, UNITS

Qualifier	Description
*	Value exceeds Regulatory Limit
a	Not accredited
B	Analyte detected in the associated Method Blank above the Reporting Limit
E	Value above quantitation range
H	Analyzed outside of Holding Time
J	Analyte detected below quantitation limit
M	Manually integrated, see raw data for justification
n	Not offered for accreditation
ND	Not Detected at the Reporting Limit
O	Sample amount is > 4 times amount spiked
P	Dual Column results percent difference > 40%
R	RPD above laboratory control limit
S	Spike Recovery outside laboratory control limits
U	Analyzed but not detected above the MDL/SDL

Acronym	Description
DCS	Detectability Check Study
DUP	Method Duplicate
LCS	Laboratory Control Sample
LCSD	Laboratory Control Sample Duplicate
MBLK	Method Blank
MDL	Method Detection Limit
MQL	Method Quantitation Limit
MS	Matrix Spike
MSD	Matrix Spike Duplicate
PDS	Post Digestion Spike
PQL	Practical Quantitaion Limit
SD	Serial Dilution
SDL	Sample Detection Limit
TRRP	Texas Risk Reduction Program

CERTIFICATIONS,ACCREDITATIONS & LICENSES

Agency	Number	Expire Date
Arkansas	15-024-0	27-Mar-2016
California	2919	31-Jul-2016
Dept of Defense	L2231 Rev 3-20-2014	22-Dec-2015
Illinois	003403	09-May-2015
Kansas	E-10352 2014-2015	31-Jul-2015
Kentucky	KY 2014-2015	30-Apr-2015
Louisiana	03087 2014/2015	30-Jun-2015
North Carolina	624 - 2015	31-Dec-2015
North Dakota	R-193 2025	30-Apr-2015
Oklahoma	2014-128	31-Aug-2015
Texas	T104704231-14-14	30-Apr-2015

Client: ARCADIS U.S., Inc.
Project: Foster AFB Bioavailablity - G5
Work Order: HS15040110

SAMPLE TRACKING

Lab Samp ID	Client Sample ID	Action	Date	Person	New Location
HS15040110-01	FAFB-Bulk-G5 (extract 1)	Login	4/3/2015 8:48:34 AM	DJW	20E
HS15040110-02	FAFB-Bulk-G5 (extract 2)	Login	4/3/2015 8:48:34 AM	DJW	20E
HS15040110-03	FAFB-Bulk-G5 (extract 3)	Login	4/3/2015 8:48:34 AM	DJW	20E
HS15040110-04	FAFB-Bulk-G5 (extract 4)	Login	4/3/2015 8:48:34 AM	DJW	20E
HS15040110-05	FAFB-Bulk-G5 (extract 5)	Login	4/3/2015 8:48:34 AM	DJW	20E
HS15040110-06	FAFB-Bulk-G5 (extract 6)	Login	4/3/2015 8:48:34 AM	DJW	20E
HS15040110-07	FAFB-Bulk-G5 (extract 7)	Login	4/3/2015 8:48:34 AM	DJW	20E
HS15040110-08	FAFB-Bulk-G5 (extract 8)	Login	4/3/2015 8:48:34 AM	DJW	20E
HS15040110-09	FAFB-Bulk-G5 (extract 9)	Login	4/3/2015 8:48:34 AM	DJW	20E
HS15040110-10	FAFB-Bulk-G5 (extract 10)	Login	4/3/2015 8:48:34 AM	DJW	20E
HS15040110-11	FAFB-Bulk-G5 (extract 11)	Login	4/3/2015 8:48:34 AM	DJW	20E
HS15040110-12	FAFB-Bulk-G5 (Extr.Comp1of3)	Login	4/3/2015 8:48:34 AM	DJW	20E
HS15040110-13	FAFB-Bulk-G5 (Extr.Comp2of3)	Login	4/3/2015 8:48:34 AM	DJW	20E
HS15040110-14	FAFB-Bulk-G5 (Extr.Comp3of3)	Login	4/3/2015 8:48:34 AM	DJW	20E
HS15040110-15	FAFB-Bulk-G5 (1Kg)	Login	4/3/2015 8:48:34 AM	DJW	20E

ALS Environmental

Cincinnati, OH +1 513 733 5336
Everett, WA +1 425 356 2600
Fort Collins, CO +1 970 490 1511
Holland, MI +1 616 399 6070

Chain of Custody Form

Page ____ of ____

COC ID: 22850

HS15040110

ARCADIS U.S., Inc.

Foster AFB Bioavailablity - G5

ALS Project Manager:

Customer Information		Project Information			
Purchase Order		Project Name	Foster AFB B:o	A	8270 PAH.
Work Order		Project Number	06262044	B	
Company Name		Bill To Company	ARCCADIS	C	Extract Composite FAFB-G5 (HS15040110-12, -13, -14)
Send Report To		Invoice Attn	Mike Madl	D	1 Kg 60 mesh soil FAFB-G5 (HS15040110-15)
Address		Address		E	
City/State/Zip		City/State/Zip	Highlands Ranch, CO	F	
Phone		Phone		G	
Fax		Fax		H	
e-Mail Address		e-Mail Address		I	
				J	

No.	Sample Description	Date	Time	Matrix	Pres.	# Bottles	A	B	C	D	E	F	G	H	I	J	Hold
1	FAFB-Bulk-G3-1	11/21/14	10:00	Soil	None												
2	FAFB-Bulk-G3-2	11/21/14	10:00	Soil	None												
3	FAFB-Bulk-G2-1	11/21/14	10:05	Soil	None												
4	FAFB-Bulk-G2-2	11/21/14	10:05	Soil	None												
5	FAFB-Bulk-G1-1	11/21/14	10:10	Soil	None												
6	FAFB-Bulk-G1-2	11/21/14	10:10	Soil	None												
7	FAFB-Bulk-G4-1	11/21/14	10:15	Soil	None												
8	FAFB-Bulk-G4-2	11/21/14	10:15	Soil	None												
9	FAFB-Bulk-G5-1	11/21/14	10:20	Soil	None												
10	FAFB-Bulk-G5-2	11/21/14	10:20	Soil	None												

Sampler(s) Please Print & Sign

Shipment Method

Required Turnaround Time: (Check Box) ☐ Other ____ ☐ STD 10 Wk Days ☐ 5 Wk Days ☐ 2 Wk Days ☐ 24 Hour

Results Due Date:

Relinquished by:	Date:	Time:	Received by:
[signature]	11/21/14	17:00	
Relinquished by:	Date:	Time:	Received by (Laboratory):
	11/21/14	1700	[signature]
Logged by (Laboratory):	Date:	Time:	Checked by (Laboratory):

Notes: SEE PM FOR SAMPLE PREP. INSTRUCTION

Cooler ID	Cooler Temp

QC Package: (Check One Box Below)
☐ Level II Std QC
☐ Level III Std QC/Raw Date
☐ Level IV SW846/CLP
☐ Other ____
☐ TRRP Checklist
☐ TRRP Level IV

Preservative Key: 1-HCl 2-HNO_3 3-H_2SO_4 4-NaOH 5-$Na_2S_2O_3$ 6-$NaHSO_4$ 7-Other 8-4°C 9-5035

Note:
1. Any changes must be made in writing once samples and COC Form have been submitted to ALS Environmental.
2. Unless otherwise agreed in a formal contract, services provided by ALS Environmental are expressly limited to the terms and conditions stated on the reverse.
3. The Chain of Custody is a legal document. All information must be completed accurately.

Copyright 2012 by ALS Environmental.

10450 Stancliff Rd. Suite 210
Houston, TX 77099
T: +1 281 530 5656
F: +1 281 530 5887
www.alsglobal.com

June 17, 2015

Glenn Hoeger
ARCADIS U.S., Inc.
401 East Main Street, Suite 400
El Paso, TX 79901

Work Order: **HS15060424**

Laboratory Results for: **Foster AFB Bioavailablity Dermal Study**

Dear Glenn,

ALS Environmental received 4 sample(s) on Jun 10, 2015 for the analysis presented in the following report.

The analytical data provided relates directly to the samples received by ALS Environmental and for only the analyses requested. Results are expressed as "as received" unless otherwise noted.

QC sample results for this data met EPA or laboratory specifications except as noted in the Case Narrative or as noted with qualifiers in the QC batch information. Should this laboratory report need to be reproduced, it should be reproduced in full unless written approval has been obtained by ALS Environmental. Samples will be disposed in 30 days unless storage arrangements are made.

If you have any questions regarding this report, please feel free to call me.

Sincerely,

Generated By: Dayna.Fisher
Dane J. Wacasey

Client: ARCADIS U.S., Inc.
Project: Foster AFB Bioavailablity Dermal Study
Work Order: HS15060424

SAMPLE SUMMARY

Lab Samp ID	Client Sample ID	Matrix	TagNo	Collection Date	Date Received	Hold
HS15060424-01	Target Fragments (G2)-60 mesh Rep1	Solid	HS15010780	29-May-2015 08:15	10-Jun-2015 08:00	☐
HS15060424-02	Target Fragments (G2)-60 mesh Rep2	Solid	HS15010780	29-May-2015 08:15	10-Jun-2015 08:00	☐
HS15060424-03	Target Fragments (G2)-60 mesh Rep3	Solid	HS15010780	29-May-2015 08:15	10-Jun-2015 08:00	☐
HS15060424-04	Target Fragments (G2)-60 mesh	Solid		29-May-2015 08:15	10-Jun-2015 08:00	☐

Client: ARCADIS U.S., Inc. **CASE NARRATIVE**
Project: Foster AFB Bioavailablity Dermal Study
Work Order: HS15060424

Work Order Comments

- This report contains additional analyses per client request. The laboratory analyzed your samples for PAHs by method . The sample was originally reported as ALS Workorder Number HS15010780.

GCMS Semivolatiles by Method SW8270

Batch ID: 94160

Sample ID: **HS15060321-01**
- MS/MSD RPD is for an unrelated sample

Sample ID: **Target Fragments (G2)-60 mesh Rep2 (HS15060424-02)**
Sample ID: **Target Fragments (G2)-60 mesh Rep3 (HS15060424-03)**
- One or more of the method 8270 surrogates were recovered outside of the control limits. This was due to a dilution required for sample analysis.

Client: ARCADIS U.S., Inc.
ANALYTICAL REPORT
Project: Foster AFB Bioavailablity Dermal Study
WorkOrder:HS15060424
Sample ID: Target Fragments (G2)-60 mesh Rep1
Lab ID:HS15060424-01
Collection Date: 29-May-2015 08:15
Matrix:Solid

ANALYSES	RESULT	QUAL	MDL	REPORT LIMIT	UNITS	DILUTION FACTOR	DATE ANALYZED
PAHS - 8270D	**Method:SW8270**				Prep:SW3541 / 10-Jun-2015		Analyst: GEY
Acenaphthene	**210,000**		**8700**	**97000**	**ug/Kg**	10	10-Jun-2015 21:43
Acenaphthylene	U		6400	97000	ug/Kg	10	10-Jun-2015 21:43
Anthracene	**760,000**		**7000**	**97000**	**ug/Kg**	10	10-Jun-2015 21:43
Benz(a)anthracene	**3,300,000**		**58000**	**970000**	**ug/Kg**	100	12-Jun-2015 16:41
Benzo(a)pyrene	**3,900,000**		**70000**	**970000**	**ug/Kg**	100	12-Jun-2015 16:41
Benzo(b)fluoranthene	**4,300,000**		**70000**	**970000**	**ug/Kg**	100	12-Jun-2015 16:41
Benzo(g,h,i)perylene	**2,700,000**		**6400**	**97000**	**ug/Kg**	10	10-Jun-2015 21:43
Benzo(k)fluoranthene	**1,400,000**		**8700**	**97000**	**ug/Kg**	10	10-Jun-2015 21:43
Chrysene	**3,900,000**		**99000**	**970000**	**ug/Kg**	100	12-Jun-2015 16:41
Dibenz(a,h)anthracene	**720,000**		**8700**	**97000**	**ug/Kg**	10	10-Jun-2015 21:43
Fluoranthene	**5,900,000**		**81000**	**970000**	**ug/Kg**	100	12-Jun-2015 16:41
Fluorene	**150,000**		**9900**	**97000**	**ug/Kg**	10	10-Jun-2015 21:43
Indeno(1,2,3-cd)pyrene	**2,600,000**		**8100**	**97000**	**ug/Kg**	10	10-Jun-2015 21:43
Naphthalene	**76,000**	J	**7600**	**97000**	**ug/Kg**	10	10-Jun-2015 21:43
Phenanthrene	**3,000,000**		**8100**	**97000**	**ug/Kg**	10	10-Jun-2015 21:43
Pyrene	**5,100,000**		**250000**	**970000**	**ug/Kg**	100	12-Jun-2015 16:41
Surr: 2-Fluorobiphenyl	*117*	*J*		*43-125*	*%REC*	*100*	*12-Jun-2015 16:41*
Surr: 2-Fluorobiphenyl	*99.2*	*J*		*43-125*	*%REC*	*10*	*10-Jun-2015 21:43*
Surr: 4-Terphenyl-d14	*112*	*J*		*32-125*	*%REC*	*10*	*10-Jun-2015 21:43*
Surr: 4-Terphenyl-d14	*102*	*J*		*32-125*	*%REC*	*100*	*12-Jun-2015 16:41*
Surr: Nitrobenzene-d5	*89.9*	*J*		*37-125*	*%REC*	*100*	*12-Jun-2015 16:41*
Surr: Nitrobenzene-d5	*80.4*	*J*		*37-125*	*%REC*	*10*	*10-Jun-2015 21:43*

Note: See Qualifiers Page for a list of qualifiers and their explanation.

Client: ARCADIS U.S., Inc.
ANALYTICAL REPORT
Project: Foster AFB Bioavailablity Dermal Study
WorkOrder:HS15060424
Sample ID: Target Fragments (G2)-60 mesh Rep2
Lab ID:HS15060424-02
Collection Date: 29-May-2015 08:15
Matrix:Solid

ANALYSES	RESULT	QUAL	MDL	REPORT LIMIT	UNITS	DILUTION FACTOR	DATE ANALYZED
PAHS - 8270D	**Method:SW8270**				Prep:SW3541 / 10-Jun-2015		Analyst: GEY
Acenaphthene	**230,000**		**8900**	**100000**	**ug/Kg**	10	10-Jun-2015 22:07
Acenaphthylene	U		6600	100000	ug/Kg	10	10-Jun-2015 22:07
Anthracene	**820,000**		**7200**	**100000**	**ug/Kg**	10	10-Jun-2015 22:07
Benz(a)anthracene	**3,700,000**		**60000**	**1000000**	**ug/Kg**	100	12-Jun-2015 21:18
Benzo(a)pyrene	**4,300,000**		**72000**	**1000000**	**ug/Kg**	100	12-Jun-2015 21:18
Benzo(b)fluoranthene	**4,800,000**		**72000**	**1000000**	**ug/Kg**	100	12-Jun-2015 21:18
Benzo(g,h,i)perylene	**3,100,000**		**6600**	**100000**	**ug/Kg**	10	10-Jun-2015 22:07
Benzo(k)fluoranthene	**1,300,000**		**8900**	**100000**	**ug/Kg**	10	10-Jun-2015 22:07
Chrysene	**4,500,000**		**100000**	**1000000**	**ug/Kg**	100	12-Jun-2015 21:18
Dibenz(a,h)anthracene	**830,000**		**8900**	**100000**	**ug/Kg**	10	10-Jun-2015 22:07
Fluoranthene	**6,600,000**		**83000**	**1000000**	**ug/Kg**	100	12-Jun-2015 21:18
Fluorene	**160,000**		**10000**	**100000**	**ug/Kg**	10	10-Jun-2015 22:07
Indeno(1,2,3-cd)pyrene	**3,000,000**		**8300**	**100000**	**ug/Kg**	10	10-Jun-2015 22:07
Naphthalene	**83,000**	J	**7800**	**100000**	**ug/Kg**	10	10-Jun-2015 22:07
Phenanthrene	**3,400,000**		**83000**	**1000000**	**ug/Kg**	100	12-Jun-2015 21:18
Pyrene	**5,700,000**		**260000**	**1000000**	**ug/Kg**	100	12-Jun-2015 21:18
Surr: 2-Fluorobiphenyl	*101*	*J*		*43-125*	*%REC*	*10*	*10-Jun-2015 22:07*
Surr: 2-Fluorobiphenyl	*135*	*JS*		*43-125*	*%REC*	*100*	*12-Jun-2015 21:18*
Surr: 4-Terphenyl-d14	*128*	*JS*		*32-125*	*%REC*	*100*	*12-Jun-2015 21:18*
Surr: 4-Terphenyl-d14	*119*	*J*		*32-125*	*%REC*	*10*	*10-Jun-2015 22:07*
Surr: Nitrobenzene-d5	*84.1*	*J*		*37-125*	*%REC*	*10*	*10-Jun-2015 22:07*
Surr: Nitrobenzene-d5	*96.4*	*J*		*37-125*	*%REC*	*100*	*12-Jun-2015 21:18*

Note: See Qualifiers Page for a list of qualifiers and their explanation.

Client: ARCADIS U.S., Inc.
ANALYTICAL REPORT
Project: Foster AFB Bioavailablity Dermal Study
WorkOrder:HS15060424
Sample ID: Target Fragments (G2)-60 mesh Rep3
Lab ID:HS15060424-03
Collection Date: 29-May-2015 08:15
Matrix:Solid

ANALYSES	RESULT	QUAL	MDL	REPORT LIMIT	UNITS	DILUTION FACTOR	DATE ANALYZED
PAHS - 8270D	**Method:SW8270**				Prep:SW3541 / 10-Jun-2015		Analyst: GEY
Acenaphthene	**240,000**		**9000**	**100000**	**ug/Kg**	10	10-Jun-2015 22:32
Acenaphthylene	U		6600	100000	ug/Kg	10	10-Jun-2015 22:32
Anthracene	**820,000**		**7200**	**100000**	**ug/Kg**	10	10-Jun-2015 22:32
Benz(a)anthracene	**3,900,000**		**60000**	**1000000**	**ug/Kg**	100	12-Jun-2015 17:32
Benzo(a)pyrene	**4,700,000**		**72000**	**1000000**	**ug/Kg**	100	12-Jun-2015 17:32
Benzo(b)fluoranthene	**5,600,000**		**72000**	**1000000**	**ug/Kg**	100	12-Jun-2015 17:32
Benzo(g,h,i)perylene	**3,400,000**		**66000**	**1000000**	**ug/Kg**	100	12-Jun-2015 17:32
Benzo(k)fluoranthene	**1,500,000**		**9000**	**100000**	**ug/Kg**	10	10-Jun-2015 22:32
Chrysene	**4,500,000**		**100000**	**1000000**	**ug/Kg**	100	12-Jun-2015 17:32
Dibenz(a,h)anthracene	**810,000**		**9000**	**100000**	**ug/Kg**	10	10-Jun-2015 22:32
Fluoranthene	**7,300,000**		**84000**	**1000000**	**ug/Kg**	100	12-Jun-2015 17:32
Fluorene	**170,000**		**10000**	**100000**	**ug/Kg**	10	10-Jun-2015 22:32
Indeno(1,2,3-cd)pyrene	**3,100,000**		**8400**	**100000**	**ug/Kg**	10	10-Jun-2015 22:32
Naphthalene	**87,000**	J	**7800**	**100000**	**ug/Kg**	10	10-Jun-2015 22:32
Phenanthrene	**3,700,000**		**84000**	**1000000**	**ug/Kg**	100	12-Jun-2015 17:32
Pyrene	**6,300,000**		**260000**	**1000000**	**ug/Kg**	100	12-Jun-2015 17:32
Surr: 2-Fluorobiphenyl	*115*	*J*		*43-125*	*%REC*	*10*	*10-Jun-2015 22:32*
Surr: 2-Fluorobiphenyl	*127*	*JS*		*43-125*	*%REC*	*100*	*12-Jun-2015 17:32*
Surr: 4-Terphenyl-d14	*165*	*JS*		*32-125*	*%REC*	*100*	*12-Jun-2015 17:32*
Surr: 4-Terphenyl-d14	*118*	*J*		*32-125*	*%REC*	*10*	*10-Jun-2015 22:32*
Surr: Nitrobenzene-d5	*119*	*J*		*37-125*	*%REC*	*100*	*12-Jun-2015 17:32*
Surr: Nitrobenzene-d5	*89.9*	*J*		*37-125*	*%REC*	*10*	*10-Jun-2015 22:32*

Note: See Qualifiers Page for a list of qualifiers and their explanation.

Client: ARCADIS U.S., Inc.
Project: Foster AFB Bioavailablity Dermal Study
WorkOrder: HS15060424

DATES REPORT

Sample ID	Client Samp ID	Collection Date	TCLP Date	Prep Date	Analysis Date	DF
Batch ID 94160	**Test Name :** PAHS - 8270D			**Matrix:** Solid		
HS15060424-01	Target Fragments (G2)-60 mesh Rep1	29 May 2015 08:15		10 Jun 2015 14:54	12 Jun 2015 16:41	100
HS15060424-01	Target Fragments (G2)-60 mesh Rep1	29 May 2015 08:15		10 Jun 2015 14:54	10 Jun 2015 21:43	10
HS15060424-02	Target Fragments (G2)-60 mesh Rep2	29 May 2015 08:15		10 Jun 2015 14:54	12 Jun 2015 21:18	100
HS15060424-02	Target Fragments (G2)-60 mesh Rep2	29 May 2015 08:15		10 Jun 2015 14:54	10 Jun 2015 22:07	10
HS15060424-03	Target Fragments (G2)-60 mesh Rep3	29 May 2015 08:15		10 Jun 2015 14:54	12 Jun 2015 17:32	100
HS15060424-03	Target Fragments (G2)-60 mesh Rep3	29 May 2015 08:15		10 Jun 2015 14:54	10 Jun 2015 22:32	10

Client: ARCADIS U.S., Inc.
Project: Foster AFB Bioavailablity Dermal Study
WorkOrder: HS15060424

QC BATCH REPORT

Batch ID: 94160 **Instrument: SV-3** **Method: SW8270**

MBLK Sample ID: **MBLK-94160** Units: **ug/Kg** Analysis Date: **12-Jun-2015 13:18**
Client ID: Run ID: **SV-3_256020** SeqNo: **3317929** PrepDate: **10-Jun-2015** DF: **1**

Analyte	Result	PQL	SPK Val	SPK Ref Value	%REC	Control Limit	RPD Ref Value	%RPD	RPD Limit	Qual
Acenaphthene	U	170								
Acenaphthylene	U	170								
Anthracene	U	170								
Benz(a)anthracene	U	170								
Benzo(a)pyrene	U	170								
Benzo(b)fluoranthene	U	170								
Benzo(g,h,i)perylene	U	170								
Benzo(k)fluoranthene	U	170								
Chrysene	U	170								
Dibenz(a,h)anthracene	U	170								
Fluoranthene	U	170								
Fluorene	U	170								
Indeno(1,2,3-cd)pyrene	U	170								
Naphthalene	U	170								
Phenanthrene	U	170								
Pyrene	U	170								
Surr: 2-Fluorobiphenyl	*3150*	*170*	*3333*	*0*	*94.5*	*43 - 125*				
Surr: 4-Terphenyl-d14	*3290*	*170*	*3333*	*0*	*98.7*	*32 - 125*				
Surr: Nitrobenzene-d5	*2841*	*170*	*3333*	*0*	*85.3*	*37 - 125*				

Note: See Qualifiers Page for a list of qualifiers and their explanation.

Client: ARCADIS U.S., Inc.
Project: Foster AFB Bioavailablity Dermal Study
WorkOrder: HS15060424

QC BATCH REPORT

Batch ID: 94160 **Instrument: SV-3** **Method: SW8270**

LCS Sample ID: **LCS-94160** Units: **ug/Kg** Analysis Date: **12-Jun-2015 13:43**
Client ID: Run ID: **SV-3_256020** SeqNo: **3317930** PrepDate: **10-Jun-2015** DF: **1**

Analyte	Result	PQL	SPK Val	SPK Ref Value	%REC	Control Limit	RPD Ref Value	%RPD	RPD Limit	Qual
Acenaphthene	1466	170	1667	0	87.9	55 - 120				
Acenaphthylene	1428	170	1667	0	85.7	55 - 120				
Anthracene	1570	170	1667	0	94.2	55 - 120				
Benz(a)anthracene	1489	170	1667	0	89.3	55 - 125				
Benzo(a)pyrene	1494	170	1667	0	89.6	55 - 120				
Benzo(b)fluoranthene	1518	170	1667	0	91.1	55 - 125				
Benzo(g,h,i)perylene	1550	170	1667	0	93.0	55 - 120				
Benzo(k)fluoranthene	1476	170	1667	0	88.6	55 - 130				
Chrysene	1544	170	1667	0	92.6	55 - 125				
Dibenz(a,h)anthracene	1521	170	1667	0	91.3	55 - 120				
Fluoranthene	1554	170	1667	0	93.2	55 - 125				
Fluorene	1451	170	1667	0	87.1	55 - 120				
Indeno(1,2,3-cd)pyrene	1469	170	1667	0	88.1	55 - 125				
Naphthalene	1477	170	1667	0	88.6	55 - 120				
Phenanthrene	1533	170	1667	0	91.9	55 - 120				
Pyrene	1496	170	1667	0	89.7	55 - 125				
Surr: 2-Fluorobiphenyl	*2943*	*170*	*3333*	*0*	*88.3*	*43 - 125*				
Surr: 4-Terphenyl-d14	*2945*	*170*	*3333*	*0*	*88.4*	*32 - 125*				
Surr: Nitrobenzene-d5	*2848*	*170*	*3333*	*0*	*85.4*	*37 - 125*				

Note: See Qualifiers Page for a list of qualifiers and their explanation.

Client: ARCADIS U.S., Inc.
Project: Foster AFB Bioavailablity Dermal Study
WorkOrder: HS15060424

QC BATCH REPORT

Batch ID: 94160 **Instrument: SV-3** **Method: SW8270**

MS Sample ID: **HS15060321-01MS** Units: **ug/Kg** Analysis Date: **10-Jun-2015 20:02**
Client ID: Run ID: **SV-3_256020** SeqNo: **3316407** PrepDate: **10-Jun-2015** DF: **1**

Analyte	Result	PQL	SPK Val	SPK Ref Value	%REC	Control Limit	RPD Ref Value	%RPD	RPD Limit	Qual
Acenaphthene	3498	500	4991	0	70.1	55 - 120				
Acenaphthylene	3398	500	4991	0	68.1	55 - 120				
Anthracene	3757	500	4991	0	75.3	55 - 120				
Benz(a)anthracene	3554	500	4991	0	71.2	55 - 125				
Benzo(a)pyrene	3670	500	4991	0	73.5	55 - 120				
Benzo(b)fluoranthene	3397	500	4991	0	68.1	55 - 125				
Benzo(g,h,i)perylene	3556	500	4991	0	71.2	55 - 120				
Benzo(k)fluoranthene	4013	500	4991	0	80.4	55 - 130				
Chrysene	3675	500	4991	0	73.6	55 - 125				
Dibenz(a,h)anthracene	3561	500	4991	0	71.3	55 - 120				
Fluoranthene	3716	500	4991	27.73	73.9	55 - 125				
Fluorene	3445	500	4991	0	69.0	55 - 120				
Indeno(1,2,3-cd)pyrene	3217	500	4991	0	64.5	55 - 125				
Naphthalene	3467	500	4991	0	69.5	55 - 120				
Phenanthrene	3590	500	4991	0	71.9	55 - 120				
Pyrene	3683	500	4991	33.61	73.1	55 - 125				
Surr: 2-Fluorobiphenyl	*6923*	*500*	*9979*	*0*	*69.4*	*43 - 125*				
Surr: 4-Terphenyl-d14	*7063*	*500*	*9979*	*0*	*70.8*	*32 - 125*				
Surr: Nitrobenzene-d5	*6343*	*500*	*9979*	*0*	*63.6*	*37 - 125*				

Note: See Qualifiers Page for a list of qualifiers and their explanation.

Client: ARCADIS U.S., Inc.
Project: Foster AFB Bioavailablity Dermal Study
WorkOrder: HS15060424

QC BATCH REPORT

Batch ID: 94160 **Instrument: SV-3** **Method: SW8270**

MSD Sample ID: **HS15060321-01MSD** Units: **ug/Kg** Analysis Date: **10-Jun-2015 20:28**
Client ID: Run ID: **SV-3_256020** SeqNo: **3316408** PrepDate: **10-Jun-2015** DF: **1**

Analyte	Result	PQL	SPK Val	SPK Ref Value	%REC	Control Limit	RPD Ref Value	%RPD	RPD Limit	Qual
Acenaphthene	4523	490	4917	0	92.0	55 - 120	3498	25.5	30	
Acenaphthylene	4435	490	4917	0	90.2	55 - 120	3398	26.5	30	
Anthracene	4711	490	4917	0	95.8	55 - 120	3757	22.5	30	
Benz(a)anthracene	4370	490	4917	0	88.9	55 - 125	3554	20.6	30	
Benzo(a)pyrene	4655	490	4917	0	94.7	55 - 120	3670	23.7	30	
Benzo(b)fluoranthene	4611	490	4917	0	93.8	55 - 125	3397	30.3	30	R
Benzo(g,h,i)perylene	4563	490	4917	0	92.8	55 - 120	3556	24.8	30	
Benzo(k)fluoranthene	4819	490	4917	0	98.0	55 - 130	4013	18.3	30	
Chrysene	4637	490	4917	0	94.3	55 - 125	3675	23.2	30	
Dibenz(a,h)anthracene	4567	490	4917	0	92.9	55 - 120	3561	24.8	30	
Fluoranthene	4687	490	4917	27.73	94.7	55 - 125	3716	23.1	30	
Fluorene	4441	490	4917	0	90.3	55 - 120	3445	25.3	30	
Indeno(1,2,3-cd)pyrene	4099	490	4917	0	83.4	55 - 125	3217	24.1	30	
Naphthalene	4516	490	4917	0	91.8	55 - 120	3467	26.3	30	
Phenanthrene	4610	490	4917	0	93.8	55 - 120	3590	24.9	30	
Pyrene	4704	490	4917	0	95.7	55 - 125	3683	24.4	30	
Surr: 2-Fluorobiphenyl	*8727*	*490*	*9832*	*0*	*88.8*	*43 - 125*	*6923*	*23*	*30*	
Surr: 4-Terphenyl-d14	*8765*	*490*	*9832*	*0*	*89.1*	*32 - 125*	*7063*	*21.5*	*30*	
Surr: Nitrobenzene-d5	*8227*	*490*	*9832*	*0*	*83.7*	*37 - 125*	*6343*	*25.9*	*30*	

The following samples were anayzed in this batch: HS15060424-01 HS15060424-02 HS15060424-03

Note: See Qualifiers Page for a list of qualifiers and their explanation.

Client: ARCADIS U.S., Inc.
Project: Foster AFB Bioavailablity Dermal Study
WorkOrder: **HS15060424**

QUALIFIERS, ACRONYMS, UNITS

Qualifier	Description
*	Value exceeds Regulatory Limit
a	Not accredited
B	Analyte detected in the associated Method Blank above the Reporting Limit
E	Value above quantitation range
H	Analyzed outside of Holding Time
J	Analyte detected below quantitation limit
M	Manually integrated, see raw data for justification
n	Not offered for accreditation
ND	Not Detected at the Reporting Limit
O	Sample amount is > 4 times amount spiked
P	Dual Column results percent difference > 40%
R	RPD above laboratory control limit
S	Spike Recovery outside laboratory control limits
U	Analyzed but not detected above the MDL/SDL

Acronym	Description
DCS	Detectability Check Study
DUP	Method Duplicate
LCS	Laboratory Control Sample
LCSD	Laboratory Control Sample Duplicate
MBLK	Method Blank
MDL	Method Detection Limit
MQL	Method Quantitation Limit
MS	Matrix Spike
MSD	Matrix Spike Duplicate
PDS	Post Digestion Spike
PQL	Practical Quantitaion Limit
SD	Serial Dilution
SDL	Sample Detection Limit
TRRP	Texas Risk Reduction Program

Unit Reported	Description
µg/Kg	Micrograms per Kilogram

CERTIFICATIONS,ACCREDITATIONS & LICENSES

Agency	Number	Expire Date
Arkansas	15-024-0	27-Mar-2016
California	2919	31-Jul-2016
Dept of Defense	L2231 Rev 3-20-2014	22-Dec-2015
Illinois	003622	09-May-2016
Kansas	E-10352 2014-2015	31-Jul-2015
Louisiana	03087 2014/2015	30-Jun-2015
North Carolina	624 - 2015	31-Dec-2015
Oklahoma	2014-128	31-Aug-2015
Texas	T104704231-15-15	30-Apr-2016

Client: ARCADIS U.S., Inc.
Project: Foster AFB Bioavailablity Dermal Study
Work Order: HS15060424

SAMPLE TRACKING

Lab Samp ID	Client Sample ID	Action	Date	Person	New Location
HS15060424-01	Target Fragments (G2)-60 mesh Rep1	Login	6/10/2015 7:49:47 AM	DJW	8B
HS15060424-02	Target Fragments (G2)-60 mesh Rep2	Login	6/10/2015 7:50:28 AM	DJW	8B
HS15060424-03	Target Fragments (G2)-60 mesh Rep3	Login	6/10/2015 7:50:28 AM	DJW	8B
HS15060424-04	Target Fragments (G2)-60 mesh	Login	6/10/2015 7:53:13 AM	DJW	Sub

ALS Environmental

Cincinnati, OH +1 513 733 5336 | Everett, WA +1 425 356 2600 | Fort Collins, CO +1 970 490 1511 | Holland, MI +1 616 399 6070

Chain of Custody Form

Page ____ of ____

COC ID: 22850

HS15060424

ARCADIS U.S., Inc.

Foster AFB Bioavailablity Dermal Study

Customer Information		Project Information		ALS Project Manager:	
Purchase Order		Project Name	Foster AFB B.O	A	8270 PAH.
Work Order		Project Number	06262044	B	
Company Name		Bill To Company	ARCCADIS	C	
Send Report To		Invoice Attn	Mike Madl	D	
Address		Address		E	
City/State/Zip		City/State/Zip	Highlands Ranch, CO	F	
Phone		Phone		G	
Fax		Fax		H	
e-Mail Address		e-Mail Address		I	
				J	

No.	Sample Description	Date	Time	Matrix	Pres.	# Bottles	A	B	C	D	E	F	G	H	I	J	Hold
1	FAFB-Bulk-63-1	11/21/14	10:00	Soil	None												
2	FAFB-Bulk-63-2	11/21/14	10:00	Soil	None												
3	FAFB-Bulk-62-1	11/21/14	10:05	Soil	None		X										
4	FAFB-Bulk-62-2	11/21/14	10:05	Soil	None												
5	FAFB-Bulk-61-1	11/21/14	10:10	Soil	None												
6	FAFB-Bulk-61-2	11/21/14	10:10	Soil	None												
7	FAFB-Bulk-64-1	11/21/14	10:15	Soil	None												
8	FAFB-Bulk-64-2	11/21/14	10:15	Soil	None												
9	FAFB-Bulk-65-1	11/21/14	10:20	Soil	None												
10	FAFB-Bulk-65-2	11/21/14	10:20	Soil	None												

X PULVERIZED CLAM TARGET FRAGMENTS (60 mesh)

Sampler(s) Please Print & Sign:

Shipment Method:

Required Turnaround Time: (Check Box) ☐ STD 10 Wk Days ☐ 5 Wk Days ☐ 2 Wk Days ☐ 24 Hour ☐ Other ____

Results Due Date:

Relinquished by: Mike Madl — Date: 11/21/14 — Time: 17:00 — Received by:

Relinquished by: — Date: 11/21/14 — Time: 1700 — Received by (Laboratory):

Logged by (Laboratory): — Date: — Time: — Checked by (Laboratory):

Notes: SEE PM FOR SAMPLE PREP. INSTRUCTION

Cooler ID	Cooler Temp

QC Package: (Check One Box Below)

☐ Level II Std QC
☐ Level III Std QC/Raw Data
☐ Level IV SW846/CLP
☐ Other ____
☐ TRRP Checklist
☐ TRRP Level IV

Preservative Key: 1-HCl 2-HNO_3 3-H_2SO_4 4-NaOH 5-$Na_2S_2O_3$ 6-$NaHSO_4$ 7-Other 8-4°C 9-5035

Note:
1. Any changes must be made in writing once samples and COC Form have been submitted to ALS Environmental.
2. Unless otherwise agreed in a formal contract, services provided by ALS Environmental are expressly limited to the terms and conditions stated on the reverse.
3. The Chain of Custody is a legal document. All information must be completed accurately.

Copyright 2012 by ALS Environmental.

APPENDIX F

Main Study Ricerca Biosciences Animal Testing Report

Report

Study Title	Main Study: Foster AFB: Fourteen-Day Diet Mix of Soil and Soil Extracts in Mice
Testing Facility	Ricerca Biosciences, LLC Drug Safety and Metabolism 7528 Auburn Road Concord OH 44077
Sponsor	Arcadis, Inc. 630 Plaza Drive, Suite 100 Highlands Ranch CO 80129
Study Number	031705
Ricerca Document Number	031705-1
Author	Roger Hawks, Ph.D., DABT
Compliance Status	Non-GLP
Study Completed	01-Dec-2015

Signatures

Study Title: Main Study: Foster AFB: Fourteen-Day Diet Mix of Soil and Soil Extracts in Mice

Document Number: 031705-1

Testing Facility: Ricerca Biosciences, LLC
Drug Safety and Metabolism
7528 Auburn Road
Concord OH 44077

Study Director

Roger Hawks — ***Date:*** 1-Dec-2015

Roger Hawks, Ph.D., DABT
Ricerca Biosciences, LLC

Testing Facility Management

Connie Collis — ***Date:*** 1-Dec-2015

Drug Safety and Metabolism
Ricerca Biosciences, LLC

Tables of Contents

SIGNATURES 2
TABLES OF CONTENTS 3
LIST OF TABLES 4
LIST OF APPENDICES 4
SUMMARY 5
RESPONSIBLE PERSONNEL 7
Sponsor-enlisted Contributing Scientists: 7
Supervisory Personnel: 8
INTRODUCTION 8
Objective 8
Sponsor 8
Schedule of Events 8
REGULATORY COMPLIANCE 8
TEST ARTICLE AND POSITIVE CONTROL 8
VEHICLE COMPONENTS 10
DOSE FORMULATION 10
DIET FORMULATION ANALYSIS 13
TEST SYSTEM 14
Humane Care of Animals 14
STUDY DESIGN 17
GROUP ASSIGNMENT AND DOSE LEVELS 18
DOSE ADMINISTRATION 18
IN-LIFE OBSERVATIONS AND MEASUREMENTS 19
URINE COLLECTION 20
EUTHANASIA/NECROPSY 20
MAJOR COMPUTER SYSTEMS/SOFTWARE 20
RECORDS 21
STATISTICAL ANALYSIS 21
RESULTS AND DISCUSSION 22
Dose Analysis 22
Mortality 25
Observations 25
Observations for Potential Fecal Contamination 25
Body Weights 25
Food Consumption 25
Urine Volume 25
Urine Analysis 25
CONCLUSION 26

List of Tables

Table 1: Reassignment of Animals 27
Table 2: Summary of Observations by Group 28
Table 3: Summary of Observations by Day 29
Table 4: Potential Fecal Contamination 33
Table 5: Mean Body Weights 34
Table 6: Mean Daily Body Weight Gain 42
Table 7: Mean Cumulative Body Weight Gain 46
Table 8: Mean Food Consumption 48
Table 9: Key to Individual Observations 52
Table 10: Individual Observations 53
Table 11: Individual Body Weights 113
Table 12: Individual Daily and Cumulative Body Weight Gain 121
Table 13: Individual Food Consumption 129
Table 14: Urine Volumes by Cage 137

List of Appendices

APPENDIX A 138
Test Article Information 138
APPENDIX B 172
Dose Analysis 172
APPENDIX C 333
Deviations, Protocol, and Amendments 333

Summary

The objective of this study was to provide urine samples to the Sponsor to test methods for analyzing the presence of metabolites of polycyclic aromatic hydrocarbons in urine.

Introduction

This study is the main study associated with a previous pilot study, Ricerca Study 030947, titled “Fourteen-Day Diet Mix Pilot Study of Soil and Clay Target and Soil and Clay Target Extracts in Mice”.

Methods

Ninety-six female B6C3F1 mice, 8 per group, were assigned to 12 groups as shown in the table below. Mice were housed together (4 mice/cage) in metabolism cages (2 cages/Group) to allow for daily collection of pooled urine. Animals received an NIH-31 dietary admixture containing the test articles at the levels shown in the table below. The dose levels (ppm) were calculated based on the measured benzo(a)pyrene (BaP) in each respective lot of test article used. These diets were administered to the mice for 14 consecutive days. The mice were observed for viability twice daily throughout the study. Individual animal body weights were taken daily during the dosing period, and food consumption per cage (divided by four to obtain an average food consumption per animal) was measured daily during the dosing period. The first day of administration was designated as Day 1 of the study. There were no unscheduled deaths on study.

Group Assignment and Dose Levels

Dose Group	Number of Animals (Female)	Test Article	Test Article Lot Number	Dose Level	
1	8*	Sieved soil to 250 µM negative control	HS150400780-17	5% (w/w) of diet	
2	8	Benzo(a)pyrene (B(a)P) Positive control	SLBG9477V	25 ppm	
3	8	Sieved Soil	HS15040099	0.22 ppm	5% (w/w) of diet
4	8	Sieved Soil	HS15040097	9.17 ppm	
5	8	Sieved Soil	HS15040080	1.42 ppm	
6	8	Sieved Soil	HS15040100	0.03 ppm	
7	8	Sieved Soil	HS15040110	0.01 ppm	
8	8	Extract of Group 3 Sieved Soil	FAFB-G1	0.22 ppm	
9	8	Extract of Group 4 Sieved Soil	FAFB-G2	9.17 ppm	
10	8	Extract of Group 5 Sieved Soil	FAFB-G3	1.58 ppm	
11	8	Extract of Group 6 Sieved Soil	FAFB-G4	0.03 ppm	
12	8	Extract of Group 7 Sieved Soil	FAFB-G5	0.01 ppm	

*All groups of 8 animals were split into two cages of four animals per cage.

Results and Discussion

Consumption of feed containing nominal concentrations of BaP, as well as several other polycyclic aromatic hydrocarbons (PAHs), had no detectable adverse effects on the animals.

Mixtures of animal diet with soil or extracts of soil were analyzed by ALS life Sciences and AXYS Analytical Service. Only Groups 2, 4, 5, 9, and 10 were analyzed at ALS, while AXYS analyzed samples from all diets prepared. ALS analytical results could not meet precision requirements with too much variation between top, middle, and bottom samples and results could not meet accuracy requirements consistently reporting concentrations much lower than nominal concentrations. Analytical results from AXYS on the Group 2 samples diet spiked with BaP, showed low variability between top, middle, and bottom samples and were 13% lower than nominal. These results demonstrate that the methodology for preparing B(a)P-spiked diet is capable of producing diets at a desired concentration. Analytical results from AXYS for top, middle, and bottom samples of all groups showed a much reduced variability that were well within project limits compared to ALS results for the same samples. Averages of the top, middle, and bottom samples were sometimes lower and sometimes higher than nominal concentrations. Percent variance from the target ppm ranged from by 10% to 109%; however, the larger variances were all related to sieved soil diets where analytical data from ALS was biased low.

Daily pooled urine volumes from four animals ranged from as low as 1.0 mLs to as high as 43.8 mLs. Examination of urine in collection cups did not reveal any evidence of contamination of the urine with feces on any collection day.

Conclusion

The diet mix analytical results from ALS were highly variable indicating issues with the analytical method. These data are presented but at the request of the Sponsor are not used for evaluating the diet mix methodology. These data were also not considered indicative of PAH levels to which mice on study were exposed.

The diet mix analytical results from AXYS are much less variable, within an acceptable variance from target concentrations, and indicate that the methodology for diet formulation by mixing PAH-containing soil with animal diet is capable of producing diet at a desired concentration.

Exposure of mice through the diet to nominal levels of BaP up to 19.17 ppm did not have detectable adverse effects on the animals.

Responsible Personnel

Study Director: Roger Hawks, Ph.D., DABT
phone: 440-357-3744
facsimile: 440-357-3800
cell: 440-231-2535
email: roger.hawks@ricerca.com

Sponsor Contact: Glenn Hoeger
Arcadis, Inc.
1 South Church Avenue, Suite 1120
Tucson, Arizona 85701
phone: 520-629-8282
facsimile: 520-620-6476
email: glenn.hoeger@arcadis.com

Sponsor-enlisted Contributing Scientists:

Dose Formulation Analysis: An initial set of diet mix samples were analyzed by:

Hoai Van, Ph.D.
ALS Environmental
10450 Stancliff Rd, Suite 210
Houston, TX 77099 USA
phone: 281-530-5656
email: Hoai.Van@alsglobal.com

A second set of diet mix samples were analyzed by:

Million Woodneh
AXYS Analytical Service, LTD.
2045 Mills Road, West, Sidney, BC
Canada V8L 5X2
email: mwoodneh@axys.com
phone: 250-655-5837

Bioanalytical Analysis (Urine): Million Woodneh
AXYS Analytical Service, LTD.
2045 Mills Road, West, Sidney, BC
Canada V8L 5X2
email: mwoodneh@axys.com
phone: 250-655-5837

Supervisory Personnel:

Manager:	Connie Collins, RVT, RLATG
Attending Veterinarian:	Lou Turchyn, D.V.M.

Introduction

Objective

The objective of this study was to provide urine samples to the Sponsor to test methods for analyzing the presence of metabolites of polycyclic aromatic hydrocarbons in urine.

Sponsor

Arcadis, Inc.
630 Plaza Drive, Suite 100
Highlands Ranch, CO
80129

Schedule of Events

Study Initiation:	15-Apr-2015
Experimental Start:	20-Apr-2015
First Day of Dosing:	12-May-2015
Last Day of Dosing:	25-May-2015
Experimental Completion:	10-Jun-2015

Regulatory Compliance

This non-GLP study was performed according to the protocol and testing facility standard operating procedures.

Test Article and Positive Control

Identification	Test Articles - Sieved soil and extracts in methylene chloride. Positive Control - Benzo(a)pyrene B(a)P

Lot Numbers	HS150400780-17: Clean Soil Sample (Group 1) SLBG9477V: Benzo(a)pyrene B(a)P (Group 2) Soil Test Articles (Groups 3-7) Group 3: HS15040099 Group 4: HS15040097 Group 5: HS15040080 Group 6: HS15040100 Group 7: HS 15040110 Soil Test Article Extract (Group 8-12) Group 8: FAFB-G1 Group 9: FAFB-G2F Group 10:FAFB-G3 Group 11:FAFB-G4 Group 12:FAFB-G5
Purity/Correction Factor	Test articles and positive control were used without a correction factor
Bulk Stability	Information about bulk stability of either the test articles or positive control was not provided
Storage Conditions	Positive control was stored at ambient room temperature. Test article was stored refrigerated at a target temperature of 2-8 °C.
Characteristics	Information that defined the test article or positive control articles was supplied by the Sponsor/manufacturer and is located in Appendix A.
Safety	An MSDS was provided for the BaP. Specific laboratory safety procedures, included appropriate PPE, were employed when working with the positive control and test articles.
Retention Sample	No retention sample was collected.
Accountability	Maintained according to testing facility SOPs

Disposition	Twenty grams of remaining test articles were transferred to CRL UK for use on study prior to finalization of the study report (see deviation in Appendix C). The remaining test article was shipped to a representative of the United States Navy at: ATTN: Receiving Officer N66001 SPAWARSYSCEN Pacific 4297 Pacific HWY, BLDG 7 MF: Kara Sorensen 553-1340 San Diego, CA 92110. The positive control article purchased by Ricerca from a commercial supplier, the powdered B(a)P, was retained by Ricerca for possible future use on another study.

Vehicle Components

Identification	No vehicle to be used. The sieved soil, extracts, or B(a)P were mixed directly into the diet.

Dose Formulation

Preparation Timeline	The diet preparation (mixing of soils, extracts, and commercially supplied BaP with rodent diet) was performed on 15-April-2015. Samples from this initial preparation were sent to ALS Environmental for analysis on 16-April-2015. The Ricerca Study Director received partial analytical results on 1-May-2015. These diets were re-mixed at the request of the Sponsor on 4- and 5-May-2015. The re-mixed diets were sampled and 20-gram samples were sent to AXYS for analysis on 11-May-2015.
Procedures - General	Documented concentrations of B(a)P in soil and extract were used to calculate PAH concentration in diet preparation (i.e. – BaP concentration was to

be the proxy for PAH concentration).

All calculations used to prepare diets were provided to the Sponsor Contact for verification prior to diet preparation. Due to a calculation error the Group 10 extract was prepared at a nominal concentration of 1.58 ppm rather than 1.42 ppm, see deviation in Appendix C. Diet preparation proceeded following approval of all calculations by Sponsor.

Duration of mixing for each diet of each group was recorded and was a minimum of 15 minutes.

Care was taken not to grind or otherwise crush soil test articles during mixing.

Procedures – General Instructions for Each Group

Sieved soil control test article (Group 1):

The appropriate amount of test article was incorporated into the remaining amount of meal for that batch in a plastic bag.

Positive control test article (Group 2):

Thirty milligrams of BaP was added to 88 mL methylene chloride and mixed. The resulting mixture was added to 60 grams of NIH-31 diet. After thorough mixing and evaporation of any methylene chloride, these 60 grams were added to 1,140 grams of NIH-31 diet and thoroughly mixed for at least 15 minutes. Thirty milligrams of BaP in 1.2 kg equaled a nominal BaP concentration of 25 mg/kg/25 ppm (30 mg/1.2 kg = 25 mg/kg).

Sieved soil test article (Groups 3-7):

For Groups 3 to 7, each group received a different lot of sieved soil. The appropriate amounts of test article were incorporated into the remaining amount of meal for that batch in a plastic bag.

Extract test article (Groups 8-12):

For Groups 8 to 12, each group received an extract from a different lot of sieved soil. The extracts in Groups 8-12 corresponded with the soil samples used on Groups 3 to 7. The extract test article was initially incorporated into diet by applying a predetermined volume of extract in

	methylene chloride directly to approximately 60 grams of rodent meal using a beaker and mixing spoon. The methylene chloride was allowed to evaporate from the diet under a hood. The 60 grams of prepared diet, considered a "Stock diet", was mixed in a plastic bag with the remaining amount of meal for that batch to achieve the 5% (by weight) Soil Test Article diet concentration for B(a)P.
Storage Conditions	Test article and positive control diets to be stored refrigerated at 2-8 °C.
Soil Samples Shipped to the United Kingdom	The Sponsor requested on 11-May-2015 that 20-gram samples of the soil used on this study be provided to Charles River United Kingdom (CRL UK) for their use on a toxicity study. The following seven samples of approximately 20 grams were shipped from Ricerca to CRL UK: 1. Clean Soil Test Article (HS150400780-17) 2. G-1 Soil Test Article (HS15040099) 3. G-2 Soil Test Article (HS15040097) 4. G-3 Soil Test Article (HS15040080) 5. G-4 Soil Test Article (HS15040100) 6. G-5 Soil Test Article (HS 15040110) 7. Clean Soil Spiked w/ 25 ppm Benzo(a)pyrene (HS150400780-17) The following was completed to produce item number 7, the soil spiked with BaP: • 2.5 mg of BaP was added to 147 mL methylene chloride to make a 0.017 mg/mL solution. After mixing, 30 mL methylene chloride was added to 20 g of HS150400780-17 soil (30 mL of 0.017 mg/mL solution contains 0.51 mg BaP: 30 mL x 0.017 mg/mL 0.51 mg. After thorough mixing and evaporation of any methylene chloride, this 20 g was a nominal BaP concentration of 25 mg/kg/25 ppm (0.5 mg/0.02 kg = 25 mg/kg).

Sample were shipped on ice packs to:

Test Item Controller
Tranent,
Edinburgh
EH33 2 NE
UK

See deviation in Appendix C.

Diet Formulation Analysis

Concentration and Homogeneity

The concentration was determined for each test diet prepared. Prior to analysis, these samples were stored under monitored refrigerated conditions at a target of 2-8 °C. The initial set of duplicate samples was collected (approximately 30 g each for initial samples collected) from the top, middle, and bottom of each test diet preparation.

One set of the initial concentration samples was shipped on 16-Apr-2015 with ice packs to the Contributing Scientist at ALS Environmental, Houston TX, as shown in the Dose Formulation Analysis (see deviation in Appendix C).

Day -7 Re-Mix - All the initial back-up diet formulation analysis samples were added back to the diet for remixing (see deviation in Appendix C).

Day -1 Sample Collection for Additional Diet Formulation Analysis - The diet remix set of duplicate samples was collected (approximately 20 g each sample) from the top, middle, and bottom of each test diet preparation (see deviation in Appendix C).

One set of the diet remixed concentration samples was shipped on 11-May-2015 with ice packs to the Contributing Scientist at AXYS Analytical Services for Dose Formulation Analysis (see deviation in Appendix C). The back-up set from the diet remix sample collection was retained at a controlled temperature of 2-8 o°C as a backup at the Testing Facility and discarded after satisfactory results were obtained on the first set of samples.

Stability	Stability testing was not performed.
General	Results from formulation analyses were included in a dose formulation report located in Appendix B. All remaining dose formulations were properly discarded when the final dose formulation report was issued.

Test System

Humane Care of Animals

Treatment of the animals (including but not limited to all husbandry, housing, and feeding conditions) were conducted in accordance with the guidelines recommended in Guide for the Care and Use of Laboratory Animals (National Academy Press, Washington DC, 2011).

Species	mus musculus
Strain	B6C3F1
Source	Charles River Laboratories, Raleigh, NC
History	The animals were experimentally naïve.
Weight at Initiation of Dosing	21.5-28.3 g, see deviation in Appendix C.
Age at Initiation of Dosing	19.7 weeks of age
Number and Sex	96 females, plus 14 extra
Identification	An ear tag with a matching cage card was used.
Justification	Mice are commonly used in safety evaluation studies that are accepted by appropriate regulatory agencies. The total number of animals used in this study was the minimum required to properly achieve study objectives. This determination was based on historically established conventions in the industry for this type of study.

Receipt and Acclimation	Animals were received from their source and acclimated to the facility and husbandry conditions according to Facility SOPs. Prior to release to study, health status of the animals was reviewed by a member of the veterinary staff. Data collected for animals prior to release to study were maintained as facility records.
Housing/ Sanitation	Upon receipt, animals were housed singly and in stainless steel wire bottom cages. Following randomization, mice were housed together in Nalgene® metabolism cages (4 mice/cage, 2 cages/Group) from Day -20 to Day -13. Due to delays in the start of dosing, animals were returned to stainless steel wire bottom cages and housed singly from Day -13 to Day 1. On Day 1 animals were returned to group housing (4 mice/cage, 2 cages/Group) in Nalgene® metabolism cages (see deviation in Appendix C). Animal room and cage cleaning was performed according to testing facility SOPs.
Diet	Certified Harlan Teklad Global Diet® 2016CM meal was available *ad libitum* from the day of arrival to Day -30. On Day -30, animals were switched to certified Harlan NIH-31 #7017diet as meal, available *ad libitum* until Day -16. From Day -16 to Day -9, the animals were switched back to the Certified Harlan Teklad Global Diet® 2016CM meal, available *ad libitum*. On Day -9, the animals were switched back to certified Harlan NIH-31 #7017diet as meal, which was available *ad libitum* for the remainder of the study (see deviation in Appendix C). Analysis of diet was performed by the manufacturer and the feed was certified to be within specifications.
Water	Tap water filtered through a 0.22-µM PES filter was available *ad libitum* while mice were in their home cages. Water, prior to filtering, was supplied by the City of Painesville and is routinely analyzed to monitor chemical and bacterial levels and to determine priority pollutants.

Contaminants	Results of the food and water analyses are reviewed periodically by a staff veterinarian or designee. No contaminants were known to be present in the food or water that could interfere with the results of the study.
Environment	Temperature: 68 – 79 °F (20 – 26 °C) Humidity: 30 – 70% Light: An alternating 12-hour light/dark cycle was maintained, except during study-specific procedures. Addition or loss of time due to Daylight Savings time adjustments was not considered a deviation. Ventilation: The airflow was set for at least 10 air changes per hour with 100% fresh air (no air recirculation). The environmental conditions of the animal room were monitored and documented.
Environmental Enrichment	Species-specific enrichment was provided per facility SOPs.
Animal Care and Use Statement	The research described did not unnecessarily duplicate previous animal experiments and was conducted in the absence of acceptable nonanimal alternatives to accomplish its objectives. The protocol and any amendments or procedures involving the care or use of animals in this study were reviewed and approved by Ricerca's Institutional Animal Care and Use Committee (IACUC) prior to the initiation of such procedures (i.e., prior to the start of the study for most protocol-specified procedures).

Study Design

Randomization	Animals considered healthy and acceptable for study were assigned to Study Groups using a computer-generated randomization procedure based on body weight. Randomization into study groups occurred on Day -22, see deviation in Appendix C. Animals not assigned to study groups were allocated into a spare group. Spare animals were released from study on Day 2.
Predose	Animals were acclimated to the study room for a minimum of 7 days prior to initiation of dosing. Animals deemed unfit to receive test or control article based on predose data (including behavioral issues) were removed from the study group and replaced by a spare animal. Details about animal replacements are located in Table 1. Predose data collected for selection of animals to be randomized to study were maintained in the study files.
Treatment Groups and Dose Administration	The mice were assigned to groups as shown in the table below. The first day of administration was designated as Day 1 of the study.

Group Assignment and Dose Levels

Dose Group	Number of Animals (Female)	Test Article	Test Article Lot Number	Dose Level	
1	8*	Sieved soil to 250 µM negative control	HS150400780-17	5% (w/w) of diet	
2	8	Benzo(a)pyrene (B(a)P) Positive control	SLBG9477V	25 ppm	
3	8	Sieved Soil	HS15040099	0.22 ppm	5% (w/w) of diet
4	8	Sieved Soil	HS15040097	9.17 ppm	
5	8	Sieved Soil	HS15040080	1.42 ppm	
6	8	Sieved Soil	HS15040100	0.03 ppm	
7	8	Sieved Soil	HS15040110	0.01 ppm	
8	8	Extract of Group 3 Sieved Soil	FAFB-G1	0.22 ppm	
9	8	Extract of Group 4 Sieved Soil	FAFB-G2	9.17 ppm	
10	8	Extract of Group 5 Sieved Soil	FAFB-G3	1.58 ppm	
11	8	Extract of Group 6 Sieved Soil	FAFB-G4	0.03 ppm	
12	8	Extract of Group 7 Sieved Soil	FAFB-G5	0.01 ppm	

*All groups of 8 animals were split into two cages of four animals per cage.

Dose Administration

Dose Administration	Animals received the test or positive control articles mixed in their diet for 14 consecutive days. All animals were terminated the day following completion of dosing.
Route of Administration	All administrations were given by the oral route as a diet admixture.
Justification of Route	This administration route is consistent with the route of exposure used in “Technical Report for Experiment No. 6722: Chronic Bioassay of Two Composite Samples From Selected Manufactured Gas Plant Waste Sites”, Beland and Culp, 1998.
Justification of Dose Levels	Dose levels were selected by the Study Director in agreement with the Sponsor and based on available data including a previously performed pilot study Ricerca # 030947.
Justification of Frequency	The frequency of administration is conventional for studies of this type.

In-Life Observations and Measurements

Clinical Observations	Animals were observed once in the morning and once in the afternoon, at least 4 hours apart, throughout the study. Clinical observations were performed and recorded at approximately the same time each day.
Detailed Clinical Observations	Detailed clinical observations were performed prior to randomization (Day -22).
Body Weights	Body weights were measured predose (Day -22 through -14, and -11) to monitor animal body weights. Additional body weights were measured prerandomization (Days -8, see deviation in Appendix C), and daily for the remainder of the in-life period (Days 1-15).
Food Consumption	Quantitatively, at least once predose, and daily for the remainder of the in-life. Food consumption per cage was divided by four to obtain average food consumption per animal.
Observations for Potential Fecal Contamination	Twice-daily observations of the urine collection cups were performed with the exception of Day 1, on which only one observation was conducted for potential fecal contamination in the pm following the start of dosing. No fecal contamination of collected urine was observed. Pictures were taken daily of pooled urine following transfer to containers used for storage and shipping.

Urine Collection

Sample Collection

Subsequent to the initiation of dosing, daily urine collections were made from each cage. At each collection, urine volume was measured and documented. Urine samples were placed in a freezer set to maintain ≤-70 °C, in prelabeled urine collection vials, until shipment to the analytical lab on Day 15, see deviation in Appendix C.

Frozen samples were shipped on dry ice.

The volume of urine collected each day from each cage was recorded and reported.

Urine Analysis

The results of the bioanalytical analysis of urine by AXYS Analytical Services are reported separately.

Euthanasia/Necropsy

Scheduled Necropsy

Following collection of the final in-life samples, all animals were euthanized by CO_2 overdose and their carcasses were frozen and retained by Ricerca before being appropriately discarded.

Major Computer Systems/Software

The computer systems used on this study may have included, but were not limited to, the following systems. All version numbers of the applications, as well as validation or qualification status, are maintained by Ricerca Biosciences, LLC, and are presented in the table below.

Application Name	Version	Function
Siemens REMs Infocenter[v]	1.6	Archiving and reporting environmental records
Siemens REMs Insight[v]	3.9	Environmental data collection, monitoring and alarming of critical environments
Edstrom Watchdog[v]	5.20	Monitors and records environmental data in vivarium
WinNonLin[v]	6.2	Pharmacokinetic analysis system
Provantis[v]	8.4.2.0	In-life test system data and statistical evaluation
Microsoft Office	NA	Collection of word processing and spreadsheets used for report production
RATS	NA	In-house system used to schedule study activities
SAS[v]	9.1.3	statistical analysis of data within Provantis system
[v]Validated		

Records

Following completion of the study, the protocol, amendment, final report, and all hard copy data, generated at Ricerca Biosciences, LLC were shipped to the Sponsor.

Following completion of analysis and prior to completion of the final report, all remaining samples (including but not limited to biological and formulation samples) were properly discarded.

External test sites were responsible for archiving data produced at their own sites.

Statistical Analysis

When appropriate, numeric animal data were evaluated statistically. For descriptive statistics, means and standard deviations were calculated. For comparative statistics, body weight and body weight gain data were considered to be parametric (continuous data, typically with normal distributions) and were evaluated by analysis of variance (ANOVA) with $p \leq 0.05$. If significance existed, pairwise comparisons of each dose group with the control group were made using a *post hoc* test, Dunnett ($p \leq 0.05$), to identify statistical differences between each dose level group and control values. Comparisons were made within common time points.

Comparative statistics were not conducted for food consumption and urine data because the data was collected by cage, not individual animal.

Results and Discussion

Dose Analysis

Dose Analysis: Appendix B

Approximate 30-gram diet samples were collected from the top, middle, and bottom of each of the diet test groups prepared on 15-Apr-2015. Samples were sent to ALS Environmental to perform analyses of PAH concentrations to confirm the calculated dose levels and the consistency of diet preparation. The principal analyte of interest was BaP. Initial results received from ALS for Groups 2, 4, 5, 9, and 10 were highly variable and several analytical issues were encountered. These variable results and analytical issues prompted a search for an alternate lab to conduct the diet mix analytical work. AXYS Analytical Service, LTD (also performing the urine analysis for this study) was determined to be a suitable alternate lab. Therefore, on 4- and 5-May-2015, the diets prepared on 15-Apr-2015 were re-mixed for an additional 15 minutes, and approximate 20-gram samples of these re-mixed diets were collected and sent to AXYS Analytical Services for analyses of PAH concentrations with the principal analyte of interest being BaP.

The concentrations of B(a)P from the ALS and AXYS analyses are presented in the tables on the following pages and are discussed immediately below.

ALS Results from Groups 2, 4, 5, 9, and 10

Analytical results from top, middle, and bottom samples of Groups 2, 4, and 9 at ALS were highly variable not meeting project precision goals, while Group 5 and 10 results showed less variability between top, middle, and bottom. Averages of the top, middle, and bottom samples in all cases were lower than nominal concentrations with the percent lower ranging from by 23% to 69%.

AXYS Results From All Dose Groups

Analytical results from top, middle, and bottom samples of all groups at AXYS showed a much reduced variability between top, middle and bottom samples compared to ALS results for the same samples. Averages of the top, middle, and bottom samples were sometimes lower and sometimes higher than nominal concentrations. Percent variance from the targt ppm ranged from by 10% to 105%; however, the larger variances were all related to sieved soil diets where analytical data from ALS was biased low.

ALS Analysis Results				
Group	**Replicate**	**Benzo(a)pyrene (ppm)**	**Average (ppm)**	**Target (ppm)**
Group 1 (Sieved soil negative control)	Results not available			
Group 2 (Benzo(a)pyrene [B(a)P] positive control)	Top	7.6	9.80	25
	Middle	13.0		
	Bottom	8.8		
Group 3 (Sieved Soil)	Results not available			
Group 4 (Sieved Soil)	Top	7.1	3.52	9.17
	Middle	2.5		
	Bottom	0.95		
Group 5 (Sieved Soil)	Top	1.3	1.13	1.42
	Middle	1.1		
	Bottom	1.0		
Group 6 and 7 (Sieved Soils)	Results not available			
Group 8 (Group 3 Extract)	Results not available			
Group 9 (Group 4 Extract)	Top	2.6	2.87	9.17
	Middle	4.6		
	Bottom	1.4		
Group 10 (Group 5 Extract)	Top	1.1	0.94	1.58*
	Middle	0.89		
	Bottom	0.84		
Group 11 and 12 (Group 6 and 7 Extract, respectively)	Results not available			

*Calculation error, should have been 1.42 based off of Group 5 ppm.

AXYS Analysis Results					
Group	**Replicate**	**Benzo(a)pyrene (ppm)**	**Average (ppm)**	**Target (ppm)**	**% Variance**
Group 1 (Sieved soil negative control)	Top	BLQ*	0	0	0
	Middle	Not Analyzed			
	Bottom	Not Analyzed			
Group 2 (Benzo(a)pyrene [B(a)P] positive control)	Top	21.20	21.57	25	-13.7
	Middle	21.90			
	Bottom	21.60			
Group 3 (Sieved Soil)	Top	0.42	0.39	0.22	+77.3
	Middle	0.33			
	Bottom	0.42			
Group 4 (Sieved Soil)	Top	19.60	19.17	9.17	+109.1
	Middle	19.40			
	Bottom	18.50			
Group 5 (Sieved Soil)	Top	2.44	2.55	1.42	+79.6
	Middle	2.86			
	Bottom	2.34			
Group 6 (Sieved Soil)	Top	0.047	0.042	0.03	+40.0
	Middle	0.043			
	Bottom	0.036			
Group 7 (Sieved Soil)	Top	0.0051	0.005	0.01	-50.0
	Middle	0.0036			
	Bottom	0.0075			
Group 8 (Group 3 Extract)	Top	0.33	0.32	0.22	+45.5
	Middle	0.31			
	Bottom	0.31			
Group 9 (Group 4 Extract)	Top	11.00	10.43	9.17	+13.7
	Middle	9.98			
	Bottom	10.30			
Group 10 (Group 5 Extract)	Top	2.24	2.25	1.58**	+42.4
	Middle	2.22			
	Bottom	2.29			
Group 11 (Group 6 Extract)	Top	0.027	0.033	0.03	+10.0
	Middle	0.035			
	Bottom	0.036			
Group 12 (Group 7 Extract)	Top	0.0067	0.0067	0.01	-33.0
	Middle	0.0066			
	Bottom	0.0067			

*BLQ - Concentration less than lowest calibration equivalent; **Calculation error, should have been 1.42 based off of Group 5 ppm.

Mortality

There were no unscheduled deaths on study.

Observations

Summary of Observations by Group: Table 2
Summary of Observations by Day: Table 3
Individual Observations: Table 10

Hair loss in a few animals of each group was the only clinical observation on study. This finding was noted in all animals prior to the initiation of dosing and was not considered related to test article exposure.

Observations for Potential Fecal Contamination

Potential Fecal Contamination: Table 4

Fecal pellets were not observed in the urine collection cups at any time on study.

Body Weights

Mean Body Weights: Table 5
Mean Daily Body Weight Gain: Table 6
Mean Cumulative Body Weight gain: Table 7
Individual Body Weights: Table 11
Individual Daily and Cumulative Body Weight Gain: Table 12

Body weight and body weight gain were not altered by exposure to test article.

Food Consumption

Mean Food Consumption: Table 8
Individual Food Consumption: Table 13

Group mean food consumption in all groups was similar to Group 1 throughout the dosing period. Food consumption was not altered by exposure to test article.

Urine Volume

Urine Volume by Cage: Table 14

The volume of urine collected each day from each cage of four animals varied widely, ranging from as low as 1.0 mL to as high as 43.8 mL.

Urine Analysis

The results of the bioanalytical analysis of urine by AXYS Analytical Services are reported separately and not include in this report.

Conclusion

The diet mix analytical results from ALS were highly variable indicating issues with the analytical method. These data are presented but at the request of the Sponsor are not used for evaluating the diet mix methodology. These data were also not considered indicative of PAH levels to which mice on study were exposed.

The diet mix analytical results from AXYS are much less variable, within an acceptable variance from target concentrations, and indicate that the methodology for diet formulation by mixing PAH-containing soil with animal diet is capable of producing diet at a desired concentration.

Exposure of mice through the diet to nominal levels of BaP up to 19.17 ppm did not have detectable adverse effects on the animals.

Table 1: Reassignment of Animals

Original Animal	Group	Sex	Replacement Animal	Original Assignment	Date of Replacement	Cause of Replacement
298469	7	F	298511	Spare	5/7/2015	Animal was crushed while closing cage after AM clinical observation on Day -5.
298495	11	F	298510	Spare	5/5/2015	Animal was missing from cage and found dead outside of animal room on Day -7.

Table 2: Summary of Observations by Group

031705 - Main Study: Foster AFB : Fourteen-Day Diet Mix of Soil and Soil Extracts in Mice

Day numbers relative to Start Date

Sex: Female

	Group 1	Group 2	Group 3	Group 4	Group 5	Group 6	Group 7
Fur, Hair Loss							
Number of Observations	2	2	1	4	3	3	3
Number of Animals	2	2	1	4	3	3	3
Days from - to	-22 -22	-22 -22	-22 -22	-22 -22	-22 -22	-22 -22	-22 -22

	Group 8	Group 9	Group 10	Group 11	Group 12
Fur, Hair Loss					
Number of Observations	2	4	3	3	3
Number of Animals	2	4	3	3	3
Days from - to	-22 -22	-22 -22	-22 -22	-22 -22	-22 -22

General Footnote: "Number of Observations" shows the number of days the finding was observed.

Group 1 - Sieved soil to 250 µM, negative control, Lot HS150400780-17, 5% (w/w) of diet
Group 2 - Benzo(a)pyrene (B(a)P), Positive control, Lot SLBG9477V, 25 ppm
Group 3 - Sieved Soil, Lot HS15040099, 0.22 ppm
Group 4 - Sieved Soil, Lot HS15040097, 9.17 ppm
Group 5 - Sieved Soil, Lot HS15040080, 1.42 ppm
Group 6 - Sieved Soil, Lot HS15040100, 0.03 ppm
Group 7 - Sieved Soil, Lot HS15040110, 0.01 ppm
Group 8 - Extract of Group 3 Sieved Soil, Lot FAFB-G1, 0.22 ppm
Group 9 - Extract of Group 4 Sieved Soil, Lot FAFB-G2, 9.17 ppm
Group 10 - Extract of Group 5 Sieved Soil, Lot FAFB-G3, 1.58 ppm
Group 11 - Extract of Group 6 Sieved Soil, Lot FAFB-G4, 0.03 ppm
Group 12 - Extract of Group 7 Sieved Soil, Lot FAFB-G5, 0.01 ppm

Table 3: Summary of Observations by Day

031705 - Main Study: Foster AFB : Fourteen-Day Diet Mix of Soil and Soil Extracts in Mice

Day numbers relative to Start Date

Group	Sex	Clinical Sign	-2 2	-2 1	-2 0	-1 9	-1 8	-1 7	-1 6	-1 5	-1 4	-1 3	-1 2	-1 1	-1 0	-9	-8	-7	-6	-5	-4	-3	-2	-1	1
1	f	ANIMALS ALIVE	8	8	8	8	8	8	8	8	8	8	8	8	8	8	8	8	8	8	8	8	8	8	8
		Fur, Hair Loss	2	.	.	.	.	.	.	.	.	.	.	.	.	.	.	.	.	.	.	.	.	.	.
2	f	ANIMALS ALIVE	8	8	8	8	8	8	8	8	8	8	8	8	8	8	8	8	8	8	8	8	8	8	8
		Fur, Hair Loss	2	.	.	.	.	.	.	.	.	.	.	.	.	.	.	.	.	.	.	.	.	.	.
3	f	ANIMALS ALIVE	8	8	8	8	8	8	8	8	8	8	8	8	8	8	8	8	8	8	8	8	8	8	8
		Fur, Hair Loss	1	.	.	.	.	.	.	.	.	.	.	.	.	.	.	.	.	.	.	.	.	.	.
4	f	ANIMALS ALIVE	8	8	8	8	8	8	8	8	8	8	8	8	8	8	8	8	8	8	8	8	8	8	8
		Fur, Hair Loss	4	.	.	.	.	.	.	.	.	.	.	.	.	.	.	.	.	.	.	.	.	.	.
5	f	ANIMALS ALIVE	8	8	8	8	8	8	8	8	8	8	8	8	8	8	8	8	8	8	8	8	8	8	8
		Fur, Hair Loss	3	.	.	.	.	.	.	.	.	.	.	.	.	.	.	.	.	.	.	.	.	.	.
6	f	ANIMALS ALIVE	8	8	8	8	8	8	8	8	8	8	8	8	8	8	8	8	8	8	8	8	8	8	8
		Fur, Hair Loss	3	.	.	.	.	.	.	.	.	.	.	.	.	.	.	.	.	.	.	.	.	.	.
7	f	ANIMALS ALIVE	8	8	8	8	8	8	8	8	8	8	8	8	8	8	8	8	8	8	8	8	8	8	8
		Fur, Hair Loss	3	.	.	.	.	.	.	.	.	.	.	.	.	.	.	.	.	.	.	.	.	.	.

Group 1 - Sieved soil to 250 µM, negative control, Lot HS150400780-17, 5% (w/w) of diet
Group 2 - Benzo(a)pyrene (B(a)P), Positive control, Lot SLBG9477V, 25 ppm
Group 3 - Sieved Soil, Lot HS15040099, 0.22 ppm
Group 4 - Sieved Soil, Lot HS15040097, 9.17 ppm
Group 5 - Sieved Soil, Lot HS15040080, 1.42 ppm
Group 6 - Sieved Soil, Lot HS15040100, 0.03 ppm
Group 7 - Sieved Soil, Lot HS15040110, 0.01 ppm

Table 3: Summary of Observations by Day (continued)

031705 - Main Study: Foster AFB : Fourteen-Day Diet Mix of Soil and Soil Extracts in Mice

Day numbers relative to Start Date

Group	Sex	Clinical Sign	-2 2	-2 1	-2 0	-1 9	-1 8	-1 7	-1 6	-1 5	-1 4	-1 3	-1 2	-1 1	-1 0	-9	-8	-7	-6	-5	-4	-3	-2	-1	1
8	f	ANIMALS ALIVE	8	8	8	8	8	8	8	8	8	8	8	8	8	8	8	8	8	8	8	8	8	8	8
		Fur, Hair Loss	2	.	.	.	.	.	.	.	.	.	.	.	.	.	.	.	.	.	.	.	.	.	.
9	f	ANIMALS ALIVE	8	8	8	8	8	8	8	8	8	8	8	8	8	8	8	8	8	8	8	8	8	8	8
		Fur, Hair Loss	4	.	.	.	.	.	.	.	.	.	.	.	.	.	.	.	.	.	.	.	.	.	.
10	f	ANIMALS ALIVE	8	8	8	8	8	8	8	8	8	8	8	8	8	8	8	8	8	8	8	8	8	8	8
		Fur, Hair Loss	3	.	.	.	.	.	.	.	.	.	.	.	.	.	.	.	.	.	.	.	.	.	.
11	f	ANIMALS ALIVE	8	8	8	8	8	8	8	8	8	8	8	8	8	8	8	8	8	8	8	8	8	8	8
		Fur, Hair Loss	3	.	.	.	.	.	.	.	.	.	.	.	.	.	.	.	.	.	.	.	.	.	.
12	f	ANIMALS ALIVE	8	8	8	8	8	8	8	8	8	8	8	8	8	8	8	8	8	8	8	8	8	8	8
		Fur, Hair Loss	3	.	.	.	.	.	.	.	.	.	.	.	.	.	.	.	.	.	.	.	.	.	.

Group 8 - Extract of Group 3 Sieved Soil, Lot FAFB-G1, 0.22 ppm
Group 9 - Extract of Group 4 Sieved Soil, Lot FAFB-G2, 9.17 ppm
Group 10 - Extract of Group 5 Sieved Soil, Lot FAFB-G3, 1.58 ppm
Group 11 - Extract of Group 6 Sieved Soil, Lot FAFB-G4, 0.03 ppm
Group 12 - Extract of Group 7 Sieved Soil, Lot FAFB-G5, 0.01 ppm

Table 3: Summary of Observations by Day (continued)

031705 - Main Study: Foster AFB : Fourteen-Day Diet Mix of Soil and Soil Extracts in Mice

Day numbers relative to Start Date

Group	Sex	Clinical Sign	2	3	4	5	6	7	8	9	10	11	12	13	14	15
1	f	ANIMALS ALIVE	8	8	8	8	8	8	8	8	8	8	8	8	8	8
		Fur, Hair Loss	.	.	.	.	.	.	.	.	.	.	.	.	.	.
2	f	ANIMALS ALIVE	8	8	8	8	8	8	8	8	8	8	8	8	8	8
		Fur, Hair Loss	.	.	.	.	.	.	.	.	.	.	.	.	.	.
3	f	ANIMALS ALIVE	8	8	8	8	8	8	8	8	8	8	8	8	8	8
		Fur, Hair Loss	.	.	.	.	.	.	.	.	.	.	.	.	.	.
4	f	ANIMALS ALIVE	8	8	8	8	8	8	8	8	8	8	8	8	8	8
		Fur, Hair Loss	.	.	.	.	.	.	.	.	.	.	.	.	.	.
5	f	ANIMALS ALIVE	8	8	8	8	8	8	8	8	8	8	8	8	8	8
		Fur, Hair Loss	.	.	.	.	.	.	.	.	.	.	.	.	.	.
6	f	ANIMALS ALIVE	8	8	8	8	8	8	8	8	8	8	8	8	8	8
		Fur, Hair Loss	.	.	.	.	.	.	.	.	.	.	.	.	.	.
7	f	ANIMALS ALIVE	8	8	8	8	8	8	8	8	8	8	8	8	8	8
		Fur, Hair Loss	.	.	.	.	.	.	.	.	.	.	.	.	.	.

Group 1 - Sieved soil to 250 µM, negative control, Lot HS150400780-17, 5% (w/w) of diet
Group 2 - Benzo(a)pyrene (B(a)P), Positive control, Lot SLBG9477V, 25 ppm
Group 3 - Sieved Soil, Lot HS15040099, 0.22 ppm
Group 4 - Sieved Soil, Lot HS15040097, 9.17 ppm
Group 5 - Sieved Soil, Lot HS15040080, 1.42 ppm
Group 6 - Sieved Soil, Lot HS15040100, 0.03 ppm
Group 7 - Sieved Soil, Lot HS15040110, 0.01 ppm

Table 3: Summary of Observations by Day (continued)

031705 - Main Study: Foster AFB : Fourteen-Day Diet Mix of Soil and Soil Extracts in Mice

Day numbers relative to Start Date

Group	Sex	Clinical Sign	2	3	4	5	6	7	8	9	10	11	12	13	14	15
8	f	ANIMALS ALIVE	8	8	8	8	8	8	8	8	8	8	8	8	8	8
		Fur, Hair Loss	.	.	.	.	.	.	.	.	.	.	.	.	.	.
9	f	ANIMALS ALIVE	8	8	8	8	8	8	8	8	8	8	8	8	8	8
		Fur, Hair Loss	.	.	.	.	.	.	.	.	.	.	.	.	.	.
10	f	ANIMALS ALIVE	8	8	8	8	8	8	8	8	8	8	8	8	8	8
		Fur, Hair Loss	.	.	.	.	.	.	.	.	.	.	.	.	.	.
11	f	ANIMALS ALIVE	8	8	8	8	8	8	8	8	8	8	8	8	8	8
		Fur, Hair Loss	.	.	.	.	.	.	.	.	.	.	.	.	.	.
12	f	ANIMALS ALIVE	8	8	8	8	8	8	8	8	8	8	8	8	8	8
		Fur, Hair Loss	.	.	.	.	.	.	.	.	.	.	.	.	.	.

Group 8 - Extract of Group 3 Sieved Soil, Lot FAFB-G1, 0.22 ppm
Group 9 - Extract of Group 4 Sieved Soil, Lot FAFB-G2, 9.17 ppm
Group 10 - Extract of Group 5 Sieved Soil, Lot FAFB-G3, 1.58 ppm
Group 11 - Extract of Group 6 Sieved Soil, Lot FAFB-G4, 0.03 ppm
Group 12 - Extract of Group 7 Sieved Soil, Lot FAFB-G5, 0.01 ppm

Table 4: Potential Fecal Contamination

	Day -20*		Day -19*		Day -15*		Day 1		Day 2		Day 3		Day 4		Day 5		Day 6	
	AM	PM	AM	PM	AM	PM	AM	PM	AM	PM	AM	PM	AM	PM	AM	PM	AM	PM
Group 1	-	No	No	No	No	No	-	No	No	No	No	No	No	No	No	No	No	No
Group 2	-	No	No	No	No	No	-	No	No	No	No	No	No	No	No	No	No	No
Group 3	-	No	No	No	No	No	-	No	No	No	No	No	No	No	No	No	No	No
Group 4	-	No	No	No	No	No	-	No	No	No	No	No	No	No	No	No	No	No
Group 5	-	No	No	No	No	No	-	No	No	No	No	No	No	No	No	No	No	No
Group 6	-	No	No	No	No	No	-	No	No	No	No	No	No	No	No	No	No	No
Group 7	-	No	No	No	No	No	-	No	No	No	No	No	No	No	No	No	No	No
Group 8	-	No	No	No	No	No	-	No	No	No	No	No	No	No	No	No	No	No
Group 9	-	No	No	No	No	No	-	No	No	No	No	No	No	No	No	No	No	No
Group 10	-	No	No	No	No	No	-	No	No	No	No	No	No	No	No	No	No	No
Group 11	-	No	No	No	No	No	-	No	No	No	No	No	No	No	No	No	No	No
Group 12	-	No	No	No	No	No	-	No	No	No	No	No	No	No	No	No	No	No

*Predose observations for potential fecal contamination occurred prior to the decision to delay the start of dosing.

	Day 7		Day 8		Day 9		Day 10		Day 11		Day 12		Day 13		Day 14		Day 15	
	AM	PM	AM	PM	AM	PM	AM	PM	AM	PM	AM	PM	AM	PM	AM	PM	AM	PM
Group 1	No	No	No	No	No	No	No	No	No	No	No	No	No	No	No	No	No	-
Group 2	No	No	No	No	No	No	No	No	No	No	No	No	No	No	No	No	No	-
Group 3	No	No	No	No	No	No	No	No	No	No	No	No	No	No	No	No	No	-
Group 4	No	No	No	No	No	No	No	No	No	No	No	No	No	No	No	No	No	-
Group 5	No	No	No	No	No	No	No	No	No	No	No	No	No	No	No	No	No	-
Group 6	No	No	No	No	No	No	No	No	No	No	No	No	No	No	No	No	No	-
Group 7	No	No	No	No	No	No	No	No	No	No	No	No	No	No	No	No	No	-
Group 8	No	No	No	No	No	No	No	No	No	No	No	No	No	No	No	No	No	-
Group 9	No	No	No	No	No	No	No	No	No	No	No	No	No	No	No	No	No	-
Group 10	No	No	No	No	No	No	No	No	No	No	No	No	No	No	No	No	No	-
Group 11	No	No	No	No	No	No	No	No	No	No	No	No	No	No	No	No	No	-
Group 12	No	No	No	No	No	No	No	No	No	No	No	No	No	No	No	No	No	-

Group 1 - Sieved soil to 250 µM, negative control, Lot HS150400780-17, 5% (w/w) of diet
Group 2 - Benzo(a)pyrene (B(a)P), Positive control, Lot SLBG9477V, 25 ppm
Group 3 - Sieved Soil, Lot HS15040099, 0.22 ppm
Group 4 - Sieved Soil, Lot HS15040097, 9.17 ppm
Group 5 - Sieved Soil, Lot HS15040080, 1.42 ppm
Group 6 - Sieved Soil, Lot HS15040100, 0.03 ppm
Group 7 - Sieved Soil, Lot HS15040110, 0.01 ppm
Group 8 - Extract of Group 3 Sieved Soil, Lot FAFB-G1, 0.22 ppm
Group 9 - Extract of Group 4 Sieved Soil, Lot FAFB-G2, 9.17 ppm
Group 10 - Extract of Group 5 Sieved Soil, Lot FAFB-G3, 1.58 ppm
Group 11 - Extract of Group 6 Sieved Soil, Lot FAFB-G4, 0.03 ppm
Group 12 - Extract of Group 7 Sieved Soil, Lot FAFB-G5, 0.01 ppm

Table 5: Mean Body Weights

031705 - Main Study: Foster AFB : Fourteen-Day Diet Mix of Soil and Soil Extracts in Mice

Bodyweight (g)

Sex: Female		Day(s) Relative to						
		-22	-21	-20	-19	-18	-17	-16
Group 1	Mean	23.05	23.60	23.53	23.01	22.48	22.65	23.01
	SD	1.43	1.46	1.44	1.38	1.38	1.42	1.52
	N	8	8	8	8	8	8	8
Group 2	Mean	23.21	23.50	23.59	23.20	22.81	22.79	22.89
	SD	1.36	1.33	1.28	1.11	1.19	1.27	1.26
	N	8	8	8	8	8	8	8
Group 3	Mean	23.16	23.39	23.58	22.68	22.48	22.34	22.40
	SD	1.22	1.52	1.48	1.42	1.20	1.20	1.29
	N	8	8	8	8	8	8	8
Group 4	Mean	23.08	23.08	23.13	22.68	22.69	22.68	22.58
	SD	1.39	1.31	1.19	1.24	1.13	1.09	1.15
	N	8	8	8	8	8	8	8
Group 5	Mean	22.95	22.88	22.90	22.39	22.34	22.50	22.46
	SD	1.37	1.54	1.33	1.53	1.36	1.38	1.31
	N	8	8	8	8	8	8	8
Group 6	Mean	22.96	23.15	23.08	22.41	22.36	22.51	22.55
	SD	1.46	1.53	1.64	1.63	1.75	1.71	1.61
	N	8	8	8	8	8	8	8

Statistical Test: Anova & Dunnett's Test

Group 1 - Sieved soil to 250 µM, negative control, Lot HS150400780-17, 5% (w/w) of diet
Group 2 - Benzo(a)pyrene (B(a)P), Positive control, Lot SLBG9477V, 25 ppm
Group 3 - Sieved Soil, Lot HS15040099, 0.22 ppm
Group 4 - Sieved Soil, Lot HS15040097, 9.17 ppm
Group 5 - Sieved Soil, Lot HS15040080, 1.42 ppm
Group 6 - Sieved Soil, Lot HS15040100, 0.03 ppm

Table 5: Mean Body Weights (continued)

031705 - Main Study: Foster AFB : Fourteen-Day Diet Mix of Soil and Soil Extracts in Mice

Bodyweight (g)

Sex: Female		Day(s) Relative to						
		-22	-21	-20	-19	-18	-17	-16
Group 7	Mean	23.56	23.45	23.33	22.79	22.81	23.00	22.70
	SD	2.04	1.67	1.40	1.39	1.45	1.30	1.21
	N	8	8	8	8	8	8	8
Group 8	Mean	23.10	22.96	22.89	22.29	22.13	22.41	22.26
	SD	1.32	1.34	1.36	1.17	1.33	1.07	1.18
	N	8	8	8	8	8	8	8
Group 9	Mean	23.35	23.40	23.51	22.74	22.44	22.48	22.34
	SD	1.16	1.06	1.00	1.08	1.12	1.16	1.11
	N	8	8	8	8	8	8	8
Group 10	Mean	23.19	23.15	23.16	22.39	22.14	22.35	22.30
	SD	1.22	1.25	1.16	1.06	1.06	1.22	1.30
	N	8	8	8	8	8	8	8
Group 11	Mean	23.61	23.39	23.53	22.73	22.93	23.01	22.94
	SD	1.41	1.62	1.46	1.65	1.83	1.78	1.80
	N	8	8	8	8	8	8	8
Group 12	Mean	23.23	23.24	23.29	22.65	22.75	22.65	22.71
	SD	1.34	1.41	1.25	1.14	1.04	1.12	1.21
	N	8	8	8	8	8	8	8

Statistical Test: Anova & Dunnett's Test

Group 7 - Sieved Soil, Lot HS15040110, 0.01 ppm
Group 8 - Extract of Group 3 Sieved Soil, Lot FAFB-G1, 0.22 ppm
Group 9 - Extract of Group 4 Sieved Soil, Lot FAFB-G2, 9.17 ppm
Group 10 - Extract of Group 5 Sieved Soil, Lot FAFB-G3, 1.58 ppm
Group 11 - Extract of Group 6 Sieved Soil, Lot FAFB-G4, 0.03 ppm
Group 12 - Extract of Group 7 Sieved Soil, Lot FAFB-G5, 0.01 ppm

Table 5: Mean Body Weights (continued)

031705 - Main Study: Foster AFB : Fourteen-Day Diet Mix of Soil and Soil Extracts in Mice

Bodyweight (g)

Sex: Female		Day(s) Relative to						
		-15	-14	-11	-8	1	2	3
Group 1	Mean	23.19	23.16	23.51	23.73	24.56	24.43	23.79
	SD	1.51	1.52	1.90	1.74	1.84	1.67	1.71
	N	8	8	8	8	8	8	8
Group 2	Mean	23.01	23.18	23.61	23.88	24.13	23.86	23.54
	SD	1.24	1.44	1.09	1.08	1.14	1.00	0.91
	N	8	8	8	8	8	8	8
Group 3	Mean	22.64	22.90	23.44	23.39	23.96	23.46	23.11
	SD	1.38	1.40	1.38	1.31	1.34	1.38	1.31
	N	8	8	8	8	8	8	8
Group 4	Mean	22.34	22.85	23.70	23.38	24.04	23.59	23.38
	SD	1.32	1.20	1.21	1.04	1.21	1.01	1.14
	N	8	8	8	8	8	8	8
Group 5	Mean	22.33	22.60	23.29	23.43	24.41	23.85	23.68
	SD	1.29	1.48	1.62	1.72	1.94	1.81	1.81
	N	8	8	8	8	8	8	8
Group 6	Mean	22.48	22.61	23.65	23.79	24.46	23.79	23.56
	SD	1.43	1.50	1.87	1.60	1.75	1.63	1.98
	N	8	8	8	8	8	8	8

Statistical Test: Anova & Dunnett's Test

Group 1 - Sieved soil to 250 µM, negative control, Lot HS150400780-17, 5% (w/w) of diet
Group 2 - Benzo(a)pyrene (B(a)P), Positive control, Lot SLBG9477V, 25 ppm
Group 3 - Sieved Soil, Lot HS15040099, 0.22 ppm
Group 4 - Sieved Soil, Lot HS15040097, 9.17 ppm
Group 5 - Sieved Soil, Lot HS15040080, 1.42 ppm
Group 6 - Sieved Soil, Lot HS15040100, 0.03 ppm

Table 5: Mean Body Weights (continued)

031705 - Main Study: Foster AFB : Fourteen-Day Diet Mix of Soil and Soil Extracts in Mice

Bodyweight (g)

Sex: Female		Day(s) Relative to						
		-15	-14	-11	-8	1	2	3
Group 7	Mean	22.74	22.91	23.80	23.79	24.69	23.81	23.60
	SD	1.21	1.41	1.26	1.07	1.77	1.41	1.40
	N	8	8	8	8	8	8	8
Group 8	Mean	22.28	22.34	23.54	23.84	24.29	23.75	23.26
	SD	1.27	1.13	0.99	1.16	1.18	0.96	1.01
	N	8	8	8	8	8	8	8
Group 9	Mean	22.34	22.68	23.66	23.69	24.50	23.36	23.46
	SD	1.30	1.32	1.48	0.99	1.04	0.92	1.12
	N	8	8	8	8	8	8	8
Group 10	Mean	22.05	22.25	23.50	23.54	24.05	23.25	23.00
	SD	1.18	1.30	1.24	1.18	0.98	1.14	1.27
	N	8	8	8	8	8	8	8
Group 11	Mean	23.08	23.01	23.74	24.36	24.68	23.70	23.78
	SD	1.69	1.50	1.48	1.27	1.30	1.35	1.38
	N	8	8	8	8	8	8	8
Group 12	Mean	22.95	23.05	24.15	24.35	24.96	24.21	24.05
	SD	1.06	1.08	1.19	1.22	1.26	0.95	0.87
	N	8	8	8	8	8	8	8

Statistical Test: Anova & Dunnett's Test

Group 7 - Sieved Soil, Lot HS15040110, 0.01 ppm
Group 8 - Extract of Group 3 Sieved Soil, Lot FAFB-G1, 0.22 ppm
Group 9 - Extract of Group 4 Sieved Soil, Lot FAFB-G2, 9.17 ppm
Group 10 - Extract of Group 5 Sieved Soil, Lot FAFB-G3, 1.58 ppm
Group 11 - Extract of Group 6 Sieved Soil, Lot FAFB-G4, 0.03 ppm
Group 12 - Extract of Group 7 Sieved Soil, Lot FAFB-G5, 0.01 ppm

Table 5: Mean Body Weights (continued)

031705 - Main Study: Foster AFB : Fourteen-Day Diet Mix of Soil and Soil Extracts in Mice

Bodyweight (g)

Sex: Female		Day(s) Relative to						
		4	5	6	7	8	9	10
Group 1	Mean	23.40	23.10	23.29	23.50	23.30	23.88	23.94
	SD	1.58	1.61	1.65	1.64	1.42	1.56	1.58
	N	8	8	8	8	8	8	8
Group 2	Mean	23.40	22.93	23.28	23.19	23.28	23.74	23.86
	SD	1.30	0.95	1.01	1.20	1.21	1.26	1.40
	N	8	8	8	8	8	8	8
Group 3	Mean	22.95	22.69	22.81	22.95	23.00	23.41	23.56
	SD	1.45	1.27	1.34	1.29	1.37	1.34	1.40
	N	8	8	8	8	8	8	8
Group 4	Mean	22.83	22.49	23.00	23.15	22.96	23.56	23.46
	SD	1.18	1.13	1.00	1.08	1.23	1.35	1.27
	N	8	8	8	8	8	8	8
Group 5	Mean	23.26	23.03	23.14	23.28	23.13	23.55	23.28
	SD	1.67	1.69	1.70	1.66	1.64	1.55	1.59
	N	8	8	8	8	8	8	8
Group 6	Mean	23.15	22.90	23.13	23.11	23.16	23.49	23.49
	SD	2.04	2.12	2.06	2.02	2.00	2.12	2.03
	N	8	8	8	8	8	8	8

Statistical Test: Anova & Dunnett's Test

Group 1 - Sieved soil to 250 µM, negative control, Lot HS150400780-17, 5% (w/w) of diet
Group 2 - Benzo(a)pyrene (B(a)P), Positive control, Lot SLBG9477V, 25 ppm
Group 3 - Sieved Soil, Lot HS15040099, 0.22 ppm
Group 4 - Sieved Soil, Lot HS15040097, 9.17 ppm
Group 5 - Sieved Soil, Lot HS15040080, 1.42 ppm
Group 6 - Sieved Soil, Lot HS15040100, 0.03 ppm

Table 5: Mean Body Weights (continued)

031705 - Main Study: Foster AFB : Fourteen-Day Diet Mix of Soil and Soil Extracts in Mice

Bodyweight (g)

Sex: Female		Day(s) Relative to						
		4	5	6	7	8	9	10
Group 7	Mean	22.91	22.75	23.05	23.08	23.21	23.58	23.45
	SD	1.33	1.22	1.13	1.12	1.19	1.25	1.18
	N	8	8	8	8	8	8	8
Group 8	Mean	22.96	22.85	23.09	23.30	23.26	23.55	23.44
	SD	1.22	1.07	1.04	1.08	1.13	1.23	1.37
	N	8	8	8	8	8	8	8
Group 9	Mean	23.09	22.79	23.20	23.18	23.26	23.31	23.29
	SD	1.11	0.95	0.96	0.99	0.98	1.07	1.10
	N	8	8	8	8	8	8	8
Group 10	Mean	22.66	22.24	22.61	23.05	22.98	23.04	22.83
	SD	1.24	1.28	1.33	1.45	1.34	1.42	1.45
	N	8	8	8	8	8	8	8
Group 11	Mean	23.25	23.03	23.38	23.68	23.74	23.93	23.80
	SD	1.42	1.38	1.39	1.38	1.54	1.45	1.61
	N	8	8	8	8	8	8	8
Group 12	Mean	23.61	23.45	23.75	23.84	23.99	24.23	24.18
	SD	0.88	0.90	0.92	0.83	0.70	0.51	0.67
	N	8	8	8	8	8	8	8

Statistical Test: Anova & Dunnett's Test

Group 7 - Sieved Soil, Lot HS15040110, 0.01 ppm
Group 8 - Extract of Group 3 Sieved Soil, Lot FAFB-G1, 0.22 ppm
Group 9 - Extract of Group 4 Sieved Soil, Lot FAFB-G2, 9.17 ppm
Group 10 - Extract of Group 5 Sieved Soil, Lot FAFB-G3, 1.58 ppm
Group 11 - Extract of Group 6 Sieved Soil, Lot FAFB-G4, 0.03 ppm
Group 12 - Extract of Group 7 Sieved Soil, Lot FAFB-G5, 0.01 ppm

Table 5: Mean Body Weights (continued)

031705 - Main Study: Foster AFB : Fourteen-Day Diet Mix of Soil and Soil Extracts in Mice

Bodyweight (g)

Sex: Female		Day(s) Relative to				
		11	12	13	14	15
Group 1	Mean	24.11	24.63	24.80	24.63	24.98
	SD	1.55	1.51	1.54	1.50	1.54
	N	8	8	8	8	8
Group 2	Mean	24.08	24.24	24.36	24.35	24.44
	SD	1.26	1.50	1.59	1.52	1.57
	N	8	8	8	8	8
Group 3	Mean	23.60	24.13	24.21	24.23	24.25
	SD	1.32	1.26	1.25	1.12	1.13
	N	8	8	8	8	8
Group 4	Mean	23.73	24.03	24.03	24.04	23.41
	SD	1.10	1.06	1.03	1.22	1.06
	N	8	8	8	8	8
Group 5	Mean	23.88	24.04	24.06	24.00	24.14
	SD	1.58	1.61	1.76	1.67	1.84
	N	8	8	8	8	8
Group 6	Mean	23.64	23.85	23.90	23.81	23.95
	SD	2.05	1.91	2.01	2.14	2.19
	N	8	8	8	8	8

Statistical Test: Anova & Dunnett's Test

Group 1 - Sieved soil to 250 µM, negative control, Lot HS150400780-17, 5% (w/w) of diet
Group 2 - Benzo(a)pyrene (B(a)P), Positive control, Lot SLBG9477V, 25 ppm
Group 3 - Sieved Soil, Lot HS15040099, 0.22 ppm
Group 4 - Sieved Soil, Lot HS15040097, 9.17 ppm
Group 5 - Sieved Soil, Lot HS15040080, 1.42 ppm
Group 6 - Sieved Soil, Lot HS15040100, 0.03 ppm

Table 5: Mean Body Weights (continued)

031705 - Main Study: Foster AFB : Fourteen-Day Diet Mix of Soil and Soil Extracts in Mice

Bodyweight (g)

Sex: Female		Day(s) Relative to				
		11	12	13	14	15
Group 7	Mean	23.74	24.10	24.19	24.08	24.29
	SD	1.16	1.29	1.43	1.59	1.43
	N	8	8	8	8	8
Group 8	Mean	24.18	24.61	24.73	24.53	24.66
	SD	1.20	1.24	1.33	1.39	1.25
	N	8	8	8	8	8
Group 9	Mean	23.69	24.29	24.05	23.98	24.18
	SD	1.08	1.20	1.16	1.03	1.08
	N	8	8	8	8	8
Group 10	Mean	23.25	23.95	23.83	23.95	23.74
	SD	1.50	1.58	1.55	1.52	1.62
	N	8	8	8	8	8
Group 11	Mean	24.21	24.58	24.25	24.44	24.39
	SD	1.49	1.44	1.59	1.61	1.40
	N	8	8	8	8	8
Group 12	Mean	24.48	24.68	24.43	24.58	24.53
	SD	0.56	0.65	0.88	0.88	0.95
	N	8	8	8	8	8

Statistical Test: Anova & Dunnett's Test

Group 7 - Sieved Soil, Lot HS15040110, 0.01 ppm
Group 8 - Extract of Group 3 Sieved Soil, Lot FAFB-G1, 0.22 ppm
Group 9 - Extract of Group 4 Sieved Soil, Lot FAFB-G2, 9.17 ppm
Group 10 - Extract of Group 5 Sieved Soil, Lot FAFB-G3, 1.58 ppm
Group 11 - Extract of Group 6 Sieved Soil, Lot FAFB-G4, 0.03 ppm
Group 12 - Extract of Group 7 Sieved Soil, Lot FAFB-G5, 0.01 ppm

Table 6: Mean Daily Body Weight Gain

031705 - Main Study: Foster AFB : Fourteen-Day Diet Mix of Soil and Soil Extracts in Mice

Bodyweight Gain - grams (g)

Sex: Female		Day(s) Relative to Start Date						
		1 → 2 aa[1]	2 → 3	3 → 4	4 → 5	5 → 6	6 → 7 aa[1]	7 → 8
Group 1	Mean	-0.14	-0.64	-0.39	-0.30	0.19	0.21	-0.20
	SD	0.59	0.29	0.20	0.24	0.31	0.22	0.33
	N	8	8	8	8	8	8	8
Group 2	Mean	-0.26	-0.33	-0.14	-0.48	0.35	-0.09	0.09
	SD	0.32	0.44	0.96	0.92	0.27	0.35	0.15
	N	8	8	8	8	8	8	8
Group 3	Mean	-0.50	-0.35	-0.16	-0.26	0.13	0.14	0.05
	SD	0.43	0.51	0.34	0.30	0.15	0.21	0.33
	N	8	8	8	8	8	8	8
Group 4	Mean	-0.45	-0.21	-0.55	-0.34	0.51	0.15	-0.19
	SD	0.75	0.45	0.25	0.32	0.21	0.18	0.30
	N	8	8	8	8	8	8	8
Group 5	Mean	-0.56	-0.18	-0.41	-0.24	0.11	0.14	-0.15
	SD	0.34	0.60	0.36	0.23	0.34	0.25	0.19
	N	8	8	8	8	8	8	8
Group 6	Mean	-0.68	-0.23	-0.41	-0.25	0.23	-0.01	0.05
	SD	0.23	0.57	0.24	0.31	0.25	0.27	0.21
	N	8	8	8	8	8	8	8

Statistical Test: Anova & Dunnett's Test

[1][aa - Statistical Test: Analysis of Variance $p < 0.01$]

Group 1 - Sieved soil to 250 µM, negative control, Lot HS150400780-17, 5% (w/w) of diet
Group 2 - Benzo(a)pyrene (B(a)P), Positive control, Lot SLBG9477V, 25 ppm
Group 3 - Sieved Soil, Lot HS15040099, 0.22 ppm
Group 4 - Sieved Soil, Lot HS15040097, 9.17 ppm
Group 5 - Sieved Soil, Lot HS15040080, 1.42 ppm
Group 6 - Sieved Soil, Lot HS15040100, 0.03 ppm

Table 6: Mean Daily Body Weight Gain (continued)

031705 - Main Study: Foster AFB : Fourteen-Day Diet Mix of Soil and Soil Extracts in Mice

Bodyweight Gain - grams (g)

Sex: Female		Day(s) Relative to Start Date						
		8 → 9 aa[1]	9 → 10	10 → 11 aa[1]	11 → 12 a[2]	12 → 13 a[2]	13 → 14	14 → 15 aa[1]
Group 1	Mean	0.58	0.06	0.18	0.51	0.18	-0.18	0.35
	SD	0.33	0.24	0.30	0.20	0.42	0.24	0.33
	N	8	8	8	8	8	8	8
Group 2	Mean	0.46	0.13	0.21	0.16	0.13	-0.01	0.09
	SD	0.19	0.26	0.27	0.30	0.23	0.27	0.26
	N	8	8	8	8	8	8	8
Group 3	Mean	0.41	0.15	0.04	0.53	0.09	0.01	0.03
	SD	0.26	0.36	0.29	0.24	0.10	0.33	0.28
	N	8	8	8	8	8	8	8
Group 4	Mean	0.60	-0.10	0.26	0.30	0.00	0.01	-0.63 dd[3]
	SD	0.24	0.23	0.28	0.31	0.47	0.61	1.01
	N	8	8	8	8	8	8	8
Group 5	Mean	0.43	-0.28	0.60	0.16	0.03	-0.06	0.14
	SD	0.23	0.27	0.22	0.40	0.36	0.23	0.36
	N	8	8	8	8	8	8	8
Group 6	Mean	0.33	0.00	0.15	0.21	0.05	-0.09	0.14
	SD	0.35	0.21	0.29	0.29	0.17	0.29	0.16
	N	8	8	8	8	8	8	8

Statistical Test: Anova & Dunnett's Test

[1][aa - Statistical Test: Analysis of Variance $p < 0.01$]

[2][a - Statistical Test: Analysis of Variance $p < 0.05$]

[3][dd - Statistical Test: Dunnett 2 Sided $p < 0.01$]

Group 1 - Sieved soil to 250 µM, negative control, Lot HS150400780-17, 5% (w/w) of diet
Group 2 - Benzo(a)pyrene (B(a)P), Positive control, Lot SLBG9477V, 25 ppm
Group 3 - Sieved Soil, Lot HS15040099, 0.22 ppm
Group 4 - Sieved Soil, Lot HS15040097, 9.17 ppm
Group 5 - Sieved Soil, Lot HS15040080, 1.42 ppm
Group 6 - Sieved Soil, Lot HS15040100, 0.03 ppm

Table 6: Mean Daily Body Weight Gain (continued)

031705 - Main Study: Foster AFB : Fourteen-Day Diet Mix of Soil and Soil Extracts in Mice

Bodyweight Gain - grams (g)

Sex: Female		Day(s) Relative to Start Date						
		1 → 2 aa[2]	2 → 3	3 → 4	4 → 5	5 → 6	6 → 7 aa[2]	7 → 8
Group 7	Mean	-0.88 d[1]	-0.21	-0.69	-0.16	0.30	0.03	0.14
	SD	0.53	0.34	0.26	0.21	0.17	0.21	0.26
	N	8	8	8	8	8	8	8
Group 8	Mean	-0.54	-0.49	-0.30	-0.11	0.24	0.21	-0.04
	SD	0.62	0.31	0.36	0.22	0.41	0.25	0.13
	N	8	8	8	8	8	8	8
Group 9	Mean	-1.14 dd[3]	0.10	-0.38	-0.30	0.41	-0.03	0.09
	SD	0.32	0.43	0.40	0.31	0.21	0.15	0.25
	N	8	8	8	8	8	8	8
Group 10	Mean	-0.80 d[1]	-0.25	-0.34	-0.43	0.38	0.44	-0.08
	SD	0.37	0.40	0.32	0.33	0.24	0.29	0.28
	N	8	8	8	8	8	8	8
Group 11	Mean	-0.98 dd[3]	0.08	-0.53	-0.23	0.35	0.30	0.06
	SD	0.41	0.39	0.31	0.10	0.26	0.20	0.35
	N	8	8	8	8	8	8	8
Group 12	Mean	-0.75	-0.16	-0.44	-0.16	0.30	0.09	0.15
	SD	0.48	0.55	0.32	0.25	0.28	0.30	0.16
	N	8	8	8	8	8	8	8

Statistical Test: Anova & Dunnett's Test

[1][d - Statistical Test: Dunnett 2 Sided p < 0.05]

[2][aa - Statistical Test: Analysis of Variance p < 0.01]

[3][dd - Statistical Test: Dunnett 2 Sided p < 0.01]

Group 7 - Sieved Soil, Lot HS15040110, 0.01 ppm
Group 8 - Extract of Group 3 Sieved Soil, Lot FAFB-G1, 0.22 ppm
Group 9 - Extract of Group 4 Sieved Soil, Lot FAFB-G2, 9.17 ppm
Group 10 - Extract of Group 5 Sieved Soil, Lot FAFB-G3, 1.58 ppm
Group 11 - Extract of Group 6 Sieved Soil, Lot FAFB-G4, 0.03 ppm
Group 12 - Extract of Group 7 Sieved Soil, Lot FAFB-G5, 0.01 ppm

Table 6: Mean Daily Body Weight Gain (continued)

031705 - Main Study: Foster AFB : Fourteen-Day Diet Mix of Soil and Soil Extracts in Mice

Bodyweight Gain - grams (g)

Sex: Female		Day(s) Relative to Start Date						
		8 → 9 aa[1]	9 → 10	10 → 11 aa[1]	11 → 12 a[2]	12 → 13 a[2]	13 → 14	14 → 15 aa[1]
Group 7	Mean	0.36	-0.13	0.29	0.36	0.09	-0.11	0.21
	SD	0.26	0.29	0.42	0.47	0.29	0.33	0.29
	N	8	8	8	8	8	8	8
Group 8	Mean	0.29	-0.11	0.74 dd[3]	0.44	0.11	-0.20	0.14
	SD	0.24	0.52	0.40	0.22	0.26	0.41	0.39
	N	8	8	8	8	8	8	8
Group 9	Mean	0.05 dd[3]	-0.03	0.40	0.60	-0.24	-0.08	0.20
	SD	0.27	0.18	0.24	0.42	0.33	0.23	0.08
	N	8	8	8	8	8	8	8
Group 10	Mean	0.06 dd[3]	-0.21	0.43	0.70	-0.13	0.13	-0.21
	SD	0.30	0.16	0.37	0.40	0.21	0.22	0.50
	N	8	8	8	8	8	8	8
Group 11	Mean	0.19 d[4]	-0.13	0.41	0.36	-0.33 d[4]	0.19	-0.05
	SD	0.20	0.47	0.45	0.37	0.23	0.33	0.38
	N	8	8	8	8	8	8	8
Group 12	Mean	0.24	-0.05	0.30	0.20	-0.25	0.15	-0.05
	SD	0.34	0.25	0.33	0.33	0.42	0.21	0.21
	N	8	8	8	8	8	8	8

Statistical Test: Anova & Dunnett's Test

[1][aa - Statistical Test: Analysis of Variance $p < 0.01$]

[2][a - Statistical Test: Analysis of Variance $p < 0.05$]

[3][dd - Statistical Test: Dunnett 2 Sided $p < 0.01$]

[4][d - Statistical Test: Dunnett 2 Sided $p < 0.05$]

Group 7 - Sieved Soil, Lot HS15040110, 0.01 ppm
Group 8 - Extract of Group 3 Sieved Soil, Lot FAFB-G1, 0.22 ppm
Group 9 - Extract of Group 4 Sieved Soil, Lot FAFB-G2, 9.17 ppm
Group 10 - Extract of Group 5 Sieved Soil, Lot FAFB-G3, 1.58 ppm
Group 11 - Extract of Group 6 Sieved Soil, Lot FAFB-G4, 0.03 ppm
Group 12 - Extract of Group 7 Sieved Soil, Lot FAFB-G5, 0.01 ppm

Table 7: Mean Cumulative Body Weight Gain

031705 - Main Study: Foster AFB : Fourteen-Day Diet Mix of Soil and Soil Extracts in Mice

Bodyweight Gain - grams (g)

Sex: Female		Day(s) Relative to Start Date
		1 → 15
Group 1	Mean	0.41
	SD	0.92
	N	8
Group 2	Mean	0.31
	SD	0.58
	N	8
Group 3	Mean	0.29
	SD	0.66
	N	8
Group 4	Mean	-0.63
	SD	1.23
	N	8
Group 5	Mean	-0.28
	SD	0.95
	N	8
Group 6	Mean	-0.51
	SD	0.60
	N	8

Statistical Test: Anova & Dunnett's Test

Group 1 - Sieved soil to 250 µM, negative control, Lot HS150400780-17, 5% (w/w) of diet
Group 2 - Benzo(a)pyrene (B(a)P), Positive control, Lot SLBG9477V, 25 ppm
Group 3 - Sieved Soil, Lot HS15040099, 0.22 ppm
Group 4 - Sieved Soil, Lot HS15040097, 9.17 ppm
Group 5 - Sieved Soil, Lot HS15040080, 1.42 ppm
Group 6 - Sieved Soil, Lot HS15040100, 0.03 ppm

Table 7: Mean Cumulative Body Weight Gain (continued)

031705 - Main Study: Foster AFB : Fourteen-Day Diet Mix of Soil and Soil Extracts in Mice

Bodyweight Gain - grams (g)

Sex: Female		Day(s) Relative to Start Date
		1 → 15
Group 7	Mean	-0.40
	SD	0.69
	N	8
Group 8	Mean	0.38
	SD	0.46
	N	8
Group 9	Mean	-0.33
	SD	0.55
	N	8
Group 10	Mean	-0.31
	SD	0.96
	N	8
Group 11	Mean	-0.29
	SD	0.68
	N	8
Group 12	Mean	-0.44
	SD	1.00
	N	8

Statistical Test: Anova & Dunnett's Test

Group 7 - Sieved Soil, Lot HS15040110, 0.01 ppm
Group 8 - Extract of Group 3 Sieved Soil, Lot FAFB-G1, 0.22 ppm
Group 9 - Extract of Group 4 Sieved Soil, Lot FAFB-G2, 9.17 ppm
Group 10 - Extract of Group 5 Sieved Soil, Lot FAFB-G3, 1.58 ppm
Group 11 - Extract of Group 6 Sieved Soil, Lot FAFB-G4, 0.03 ppm
Group 12 - Extract of Group 7 Sieved Soil, Lot FAFB-G5, 0.01 ppm

Table 8: Mean Food Consumption

031705 - Main Study: Foster AFB : Fourteen-Day Diet Mix of Soil and Soil Extracts in Mice

Food Consumption (g/animal/day)

Day numbers relative to Start Date

Group	Sex	Animal	From: / To:	-20 / -19	-19 / -18	-18 / -17	-17 / -16	-16 / -15	-15 / -14	-14 / -13	1 / 2	2 / 3	3 / 4	4 / 5
1	f		Mean	1.72	3.16	3.17	3.77	3.83	3.24	2.90	2.84	3.45	3.21	3.10
			S.D.	0.18	0.29	0.09	0.07	0.16	0.06	0.00	0.01	0.11	0.03	0.05
			N	8	8	8	8	8	8	8	8	8	8	8
2	f		Mean	2.13	3.31	3.14	3.64	2.99	3.43	3.27	2.63	3.25	2.99	3.11
			S.D.	0.05	0.03	0.06	0.12	0.38	0.05	0.04	0.21	0.05	0.04	0.19
			N	8	8	8	8	8	8	8	8	8	8	8
3	f		Mean	2.16	3.13	3.17	3.44	3.32	3.47	3.09	2.72	3.34	3.48	3.18
			S.D.	0.04	0.11	0.07	0.06	0.12	0.20	0.20	0.12	0.06	0.11	0.16
			N	8	8	8	8	8	8	8	8	8	8	8
4	f		Mean	2.59	3.29	3.29	3.39	3.08	3.56	3.27	2.94	3.51	3.21	3.25
			S.D.	0.15	0.10	0.17	0.01	0.05	0.13	0.28	0.04	0.03	0.19	0.11
			N	8	8	8	8	8	8	8	8	8	8	8
5	f		Mean	2.27	3.22	3.22	3.41	3.54	3.47	3.31	3.17	3.69	3.23	3.29
			S.D.	0.34	0.07	0.14	0.13	0.15	0.02	0.19	0.04	0.06	0.11	0.15
			N	8	8	8	8	8	8	8	8	8	8	8
6	f		Mean	1.40	3.29	3.32	3.49	3.44	3.34	3.32	2.63	3.45	3.00	3.35
			S.D.	0.37	0.06	0.12	0.01	0.12	0.06	0.04	0.16	0.05	0.05	0.16
			N	8	8	8	8	8	8	8	8	8	8	8

Comparative statistics were not conducted.

Group 1 - Sieved soil to 250 µM, negative control, Lot HS150400780-17, 5% (w/w) of diet
Group 2 - Benzo(a)pyrene (B(a)P), Positive control, Lot SLBG9477V, 25 ppm
Group 3 - Sieved Soil, Lot HS15040099, 0.22 ppm
Group 4 - Sieved Soil, Lot HS15040097, 9.17 ppm
Group 5 - Sieved Soil, Lot HS15040080, 1.42 ppm
Group 6 - Sieved Soil, Lot HS15040100, 0.03 ppm

Table 8: Mean Food Consumption (continued)

031705 - Main Study: Foster AFB : Fourteen-Day Diet Mix of Soil and Soil Extracts in Mice

Food Consumption (g/animal/day)

Day numbers relative to Start Date

Group	Sex	Animal	From: / To:	-20 / -19	-19 / -18	-18 / -17	-17 / -16	-16 / -15	-15 / -14	-14 / -13	1 / 2	2 / 3	3 / 4	4 / 5
7	f		Mean	2.03	3.32	3.31	3.46	3.45	3.42	3.34	2.83	3.50	2.69	3.40
			S.D.	0.35	0.14	0.03	0.29	0.11	0.02	0.06	0.03	0.21	0.38	0.27
			N	8	8	8	8	8	8	8	8	8	8	8
8	f		Mean	1.33	3.14	3.26	3.53	3.57	3.28	3.27	2.99	3.24	2.89	3.34
			S.D.	0.08	0.04	0.19	0.08	0.02	0.11	0.23	0.04	0.04	0.17	0.04
			N	8	8	8	8	8	8	8	8	8	8	8
9	f		Mean	1.53	3.09	3.02	3.59	3.22	3.33	3.33	2.35	2.98	3.03	3.10
			S.D.	0.05	0.28	0.02	0.31	0.07	0.19	0.11	0.16	0.13	0.11	0.05
			N	8	8	8	8	8	8	8	8	8	8	8
10	f		Mean	1.52	3.02	3.02	3.38	3.16	3.19	3.14	2.68	3.31	3.10	3.02
			S.D.	0.04	0.02	0.02	0.08	0.35	0.12	0.04	0.19	0.13	0.11	0.25
			N	8	8	8	8	8	8	8	8	8	8	8
11	f		Mean	2.16	3.18	3.02	3.42	3.09	3.04	3.29	2.12	3.04	2.83	2.99
			S.D.	0.12	0.11	0.14	0.14	0.49	0.31	0.15	0.02	0.26	0.13	0.15
			N	8	8	8	8	8	8	8	8	8	8	8
12	f		Mean	2.01	3.24	3.22	3.72	3.50	3.41	3.09	2.43	3.09	3.13	3.14
			S.D.	0.29	0.10	0.12	0.08	0.32	0.03	0.42	0.08	0.06	0.05	0.10
			N	8	8	8	8	8	8	8	8	8	8	8

Comparative statistics were not conducted.

Group 7 - Sieved Soil, Lot HS15040110, 0.01 ppm
Group 8 - Extract of Group 3 Sieved Soil, Lot FAFB-G1, 0.22 ppm
Group 9 - Extract of Group 4 Sieved Soil, Lot FAFB-G2, 9.17 ppm
Group 10 - Extract of Group 5 Sieved Soil, Lot FAFB-G3, 1.58 ppm
Group 11 - Extract of Group 6 Sieved Soil, Lot FAFB-G4, 0.03 ppm
Group 12 - Extract of Group 7 Sieved Soil, Lot FAFB-G5, 0.01 ppm

Table 8: Mean Food Consumption (continued)

031705 - Main Study: Foster AFB : Fourteen-Day Diet Mix of Soil and Soil Extracts in Mice

Food Consumption (g/animal/day)

Day numbers relative to Start Date

Group	Sex	Animal	From: / To:	5 / 6	6 / 7	7 / 8	8 / 9	9 / 10	10 / 11	11 / 12	12 / 13	13 / 14	14 / 15
1	f		Mean	3.24	3.48	3.34	3.83	3.59	3.59	4.21	3.72	3.46	3.52
			S.D.	0.17	0.03	0.12	0.03	0.15	0.04	0.12	0.02	0.03	0.12
			N	8	8	8	8	8	8	8	8	8	8
2	f		Mean	3.18	2.98	3.49	3.61	3.63	3.31	3.67	3.32	3.28	3.35
			S.D.	0.21	0.05	0.20	0.24	0.11	0.29	0.20	0.09	0.03	0.11
			N	8	8	8	8	8	8	8	8	8	8
3	f		Mean	3.17	3.17	3.56	3.69	3.67	3.45	3.99	3.70	3.57	3.52
			S.D.	0.02	0.07	0.40	0.10	0.41	0.05	0.17	0.21	0.07	0.04
			N	8	8	8	8	8	8	8	8	8	8
4	f		Mean	3.43	3.52	3.42	3.79	3.71	3.67	4.04	3.32	3.74	2.40
			S.D.	0.05	0.18	0.02	0.01	0.03	0.12	0.06	0.30	0.31	1.18
			N	8	8	8	8	8	8	8	8	8	8
5	f		Mean	3.51	3.47	3.47	3.83	3.23	3.85	3.98	3.76	3.29	3.57
			S.D.	0.03	0.09	0.09	0.13	0.27	0.05	0.08	0.08	0.01	0.12
			N	8	8	8	8	8	8	8	8	8	8
6	f		Mean	3.38	3.25	3.64	3.67	3.62	3.67	3.81	3.44	3.39	3.63
			S.D.	0.05	0.11	0.15	0.02	0.02	0.02	0.13	0.26	0.17	0.08
			N	8	8	8	8	8	8	8	8	8	8

Comparative statistics were not conducted.

Group 1 - Sieved soil to 250 µM, negative control, Lot HS150400780-17, 5% (w/w) of diet
Group 2 - Benzo(a)pyrene (B(a)P), Positive control, Lot SLBG9477V, 25 ppm
Group 3 - Sieved Soil, Lot HS15040099, 0.22 ppm
Group 4 - Sieved Soil, Lot HS15040097, 9.17 ppm
Group 5 - Sieved Soil, Lot HS15040080, 1.42 ppm
Group 6 - Sieved Soil, Lot HS15040100, 0.03 ppm

Table 8: Mean Food Consumption (continued)

031705 - Main Study: Foster AFB : Fourteen-Day Diet Mix of Soil and Soil Extracts in Mice

Food Consumption (g/animal/day)

Day numbers relative to Start Date

Group	Sex	Animal	From: / To:	5 / 6	6 / 7	7 / 8	8 / 9	9 / 10	10 / 11	11 / 12	12 / 13	13 / 14	14 / 15
7	f		Mean	3.38	3.31	3.62	3.66	3.61	3.70	4.04	3.85	3.41	3.61
			S.D.	0.16	0.08	0.02	0.09	0.03	0.16	0.20	0.37	0.18	0.24
			N	8	8	8	8	8	8	8	8	8	8
8	f		Mean	3.22	3.29	3.34	3.62	3.41	3.64	4.16	3.63	3.27	3.33
			S.D.	0.04	0.10	0.04	1.00	1.43	0.20	0.03	0.27	0.07	0.03
			N	8	8	8	8	8	8	8	8	8	8
9	f		Mean	3.21	3.17	3.28	3.25	3.20	3.45	3.81	3.33	2.99	3.39
			S.D.	0.03	0.07	0.11	0.05	0.05	0.05	0.24	0.00	0.06	0.01
			N	8	8	8	8	8	8	8	8	8	8
10	f		Mean	3.08	3.50	3.29	3.44	3.09	3.32	4.03	3.61	3.08	3.29
			S.D.	0.16	0.05	0.22	0.22	0.17	0.07	0.16	0.13	0.08	0.22
			N	8	8	8	8	8	8	8	8	8	8
11	f		Mean	3.13	3.37	3.22	3.33	3.28	3.20	3.54	3.03	2.96	3.18
			S.D.	0.00	0.07	0.44	0.16	0.03	0.27	0.04	0.05	0.08	0.05
			N	8	8	8	8	8	8	8	8	8	8
12	f		Mean	3.37	3.24	3.50	3.50	3.39	3.48	3.59	3.34	3.03	3.38
			S.D.	0.09	0.06	0.05	0.05	0.01	0.08	0.15	0.01	0.00	0.08
			N	8	8	8	8	8	8	8	8	8	8

Comparative statistics were not conducted.

Group 7 - Sieved Soil, Lot HS15040110, 0.01 ppm
Group 8 - Extract of Group 3 Sieved Soil, Lot FAFB-G1, 0.22 ppm
Group 9 - Extract of Group 4 Sieved Soil, Lot FAFB-G2, 9.17 ppm
Group 10 - Extract of Group 5 Sieved Soil, Lot FAFB-G3, 1.58 ppm
Group 11 - Extract of Group 6 Sieved Soil, Lot FAFB-G4, 0.03 ppm
Group 12 - Extract of Group 7 Sieved Soil, Lot FAFB-G5, 0.01 ppm

Table 9: Key to Individual Observations

Timeslots

a.m.	Clinical observations performed in the morning
DCO	Detailed clinical observations
p.m.	Clinical observations performed in the afternoon

Table 10: Individual Observations

031705 - Main Study: Foster AFB : Fourteen-Day Diet Mix of Soil and Soil Extracts in Mice

Day numbers relative to Start Date

Group	Sex	Animal	Clinical Sign	Site	-22 a.m.	-22 DCO	-22 p.m.	-21 a.m.	-21 p.m.	-20 a.m.	-20 p.m.	-19 a.m.	-19 p.m.	-18 a.m.	-18 p.m.
1	f	298414	No Abnormalities Detected		X	X	X	X	X	X	X	X	X	X	X
		298415	No Abnormalities Detected		X	X	X	X	X	X	X	X	X	X	X
		298416	No Abnormalities Detected		X	X	X	X	X	X	X	X	X	X	X
		298417	No Abnormalities Detected		X	X	X	X	X	X	X	X	X	X	X
		298418	No Abnormalities Detected		X	.	X	X	X	X	X	X	X	X	X
			Fur, Hair Loss	Forelimb, left	.	X	.	.	.	.	.	.	.	.	.
		298419	No Abnormalities Detected		X	X	X	X	X	X	X	X	X	X	X
		298420	No Abnormalities Detected		X	.	X	X	X	X	X	X	X	X	X
			Fur, Hair Loss	Forelimbs, both	.	X	.	.	.	.	.	.	.	.	.
			Fur, Hair Loss	Thorax, ventral middle	.	X	.	.	.	.	.	.	.	.	.
		298421	No Abnormalities Detected		X	X	X	X	X	X	X	X	X	X	X

Group	Sex	Animal	Clinical Sign	Site	-17 a.m.	-17 p.m.	-16 a.m.	-16 p.m.	-15 a.m.	-15 p.m.	-14 a.m.	-14 p.m.	-13 a.m.	-13 p.m.	-12 a.m.
1	f	298414	No Abnormalities Detected		X	X	X	X	X	X	X	X	X	X	X
		298415	No Abnormalities Detected		X	X	X	X	X	X	X	X	X	X	X
		298416	No Abnormalities Detected		X	X	X	X	X	X	X	X	X	X	X
		298417	No Abnormalities Detected		X	X	X	X	X	X	X	X	X	X	X
		298418	No Abnormalities Detected		X	X	X	X	X	X	X	X	X	X	X
			Fur, Hair Loss	Forelimb, left	.	.	.	.	.	.	.	.	.	.	.
		298419	No Abnormalities Detected		X	X	X	X	X	X	X	X	X	X	X
		298420	No Abnormalities Detected		X	X	X	X	X	X	X	X	X	X	X
			Fur, Hair Loss	Forelimbs, both	.	.	.	.	.	.	.	.	.	.	.
			Fur, Hair Loss	Thorax, ventral middle	.	.	.	.	.	.	.	.	.	.	.
		298421	No Abnormalities Detected		X	X	X	X	X	X	X	X	X	X	X

Severity Codes: X = Present

Group 1 - Sieved soil to 250 µM, negative control, Lot HS150400780-17, 5% (w/w) of diet

Table 10: Individual Observations (continued)

031705 - Main Study: Foster AFB : Fourteen-Day Diet Mix of Soil and Soil Extracts in Mice

Day numbers relative to Start Date

Group	Sex	Animal	Clinical Sign	Site	-12 p.m.	-11 a.m.	-11 p.m.	-10 a.m.	-10 p.m.	-9 a.m.	-9 p.m.	-8 a.m.	-8 p.m.	-7 a.m.	-7 p.m.
1	f	298414	No Abnormalities Detected		X	X	X	X	X	X	X	X	X	X	X
		298415	No Abnormalities Detected		X	X	X	X	X	X	X	X	X	X	X
		298416	No Abnormalities Detected		X	X	X	X	X	X	X	X	X	X	X
		298417	No Abnormalities Detected		X	X	X	X	X	X	X	X	X	X	X
		298418	No Abnormalities Detected		X	X	X	X	X	X	X	X	X	X	X
			Fur, Hair Loss	Forelimb, left	.	.	.	.	.	.	.	.	.	.	.
		298419	No Abnormalities Detected		X	X	X	X	X	X	X	X	X	X	X
		298420	No Abnormalities Detected		X	X	X	X	X	X	X	X	X	X	X
			Fur, Hair Loss	Forelimbs, both	.	.	.	.	.	.	.	.	.	.	.
			Fur, Hair Loss	Thorax, ventral middle	.	.	.	.	.	.	.	.	.	.	.
		298421	No Abnormalities Detected		X	X	X	X	X	X	X	X	X	X	X

Group	Sex	Animal	Clinical Sign	Site	-6 a.m.	-6 p.m.	-5 a.m.	-5 p.m.	-4 a.m.	-4 p.m.	-3 a.m.	-3 p.m.	-2 a.m.	-2 p.m.	-1 a.m.
1	f	298414	No Abnormalities Detected		X	X	X	X	X	X	X	X	X	X	X
		298415	No Abnormalities Detected		X	X	X	X	X	X	X	X	X	X	X
		298416	No Abnormalities Detected		X	X	X	X	X	X	X	X	X	X	X
		298417	No Abnormalities Detected		X	X	X	X	X	X	X	X	X	X	X
		298418	No Abnormalities Detected		X	X	X	X	X	X	X	X	X	X	X
			Fur, Hair Loss	Forelimb, left	.	.	.	.	.	.	.	.	.	.	.
		298419	No Abnormalities Detected		X	X	X	X	X	X	X	X	X	X	X
		298420	No Abnormalities Detected		X	X	X	X	X	X	X	X	X	X	X
			Fur, Hair Loss	Forelimbs, both	.	.	.	.	.	.	.	.	.	.	.
			Fur, Hair Loss	Thorax, ventral middle	.	.	.	.	.	.	.	.	.	.	.
		298421	No Abnormalities Detected		X	X	X	X	X	X	X	X	X	X	X

Severity Codes: X = Present

Group 1 - Sieved soil to 250 µM, negative control, Lot HS150400780-17, 5% (w/w) of diet

Table 10: Individual Observations (continued)

031705 - Main Study: Foster AFB : Fourteen-Day Diet Mix of Soil and Soil Extracts in Mice

Day numbers relative to Start Date

Group	Sex	Animal	Clinical Sign	Site	-1 p.m.	1 a.m.	1 p.m.	2 a.m.	2 p.m.	3 a.m.	3 p.m.	4 a.m.	4 p.m.	5 a.m.	5 p.m.
1	f	298414	No Abnormalities Detected		X	X	X	X	X	X	X	X	X	X	X
		298415	No Abnormalities Detected		X	X	X	X	X	X	X	X	X	X	X
		298416	No Abnormalities Detected		X	X	X	X	X	X	X	X	X	X	X
		298417	No Abnormalities Detected		X	X	X	X	X	X	X	X	X	X	X
		298418	No Abnormalities Detected		X	X	X	X	X	X	X	X	X	X	X
			Fur, Hair Loss	Forelimb, left	.	.	.	.	.	.	.	.	.	.	.
		298419	No Abnormalities Detected		X	X	X	X	X	X	X	X	X	X	X
		298420	No Abnormalities Detected		X	X	X	X	X	X	X	X	X	X	X
			Fur, Hair Loss	Forelimbs, both	.	.	.	.	.	.	.	.	.	.	.
			Fur, Hair Loss	Thorax, ventral middle	.	.	.	.	.	.	.	.	.	.	.
		298421	No Abnormalities Detected		X	X	X	X	X	X	X	X	X	X	X

Group	Sex	Animal	Clinical Sign	Site	6 a.m.	6 p.m.	7 a.m.	7 p.m.	8 a.m.	8 p.m.	9 a.m.	9 p.m.	10 a.m.	10 p.m.	11 a.m.
1	f	298414	No Abnormalities Detected		X	X	X	X	X	X	X	X	X	X	X
		298415	No Abnormalities Detected		X	X	X	X	X	X	X	X	X	X	X
		298416	No Abnormalities Detected		X	X	X	X	X	X	X	X	X	X	X
		298417	No Abnormalities Detected		X	X	X	X	X	X	X	X	X	X	X
		298418	No Abnormalities Detected		X	X	X	X	X	X	X	X	X	X	X
			Fur, Hair Loss	Forelimb, left	.	.	.	.	.	.	.	.	.	.	.
		298419	No Abnormalities Detected		X	X	X	X	X	X	X	X	X	X	X
		298420	No Abnormalities Detected		X	X	X	X	X	X	X	X	X	X	X
			Fur, Hair Loss	Forelimbs, both	.	.	.	.	.	.	.	.	.	.	.
			Fur, Hair Loss	Thorax, ventral middle	.	.	.	.	.	.	.	.	.	.	.
		298421	No Abnormalities Detected		X	X	X	X	X	X	X	X	X	X	X

Severity Codes: X = Present

Group 1 - Sieved soil to 250 µM, negative control, Lot HS150400780-17, 5% (w/w) of diet

Table 10: Individual Observations (continued)

031705 - Main Study: Foster AFB : Fourteen-Day Diet Mix of Soil and Soil Extracts in Mice

Day numbers relative to Start Date

Group	Sex	Animal	Clinical Sign	Site	11 p.m.	12 a.m.	12 p.m.	13 a.m.	13 p.m.	14 a.m.	14 p.m.	15 a.m.
1	f	298414	No Abnormalities Detected		X	X	X	X	X	X	X	X
		298415	No Abnormalities Detected		X	X	X	X	X	X	X	X
		298416	No Abnormalities Detected		X	X	X	X	X	X	X	X
		298417	No Abnormalities Detected		X	X	X	X	X	X	X	X
		298418	No Abnormalities Detected		X	X	X	X	X	X	X	X
			Fur, Hair Loss	Forelimb, left	.	.	.	.	.	.	.	.
		298419	No Abnormalities Detected		X	X	X	X	X	X	X	X
		298420	No Abnormalities Detected		X	X	X	X	X	X	X	X
			Fur, Hair Loss	Forelimbs, both	.	.	.	.	.	.	.	.
			Fur, Hair Loss	Thorax, ventral middle	.	.	.	.	.	.	.	.
		298421	No Abnormalities Detected		X	X	X	X	X	X	X	X

Severity Codes: X = Present

Group 1 - Sieved soil to 250 µM, negative control, Lot HS150400780-17, 5% (w/w) of diet

Table 10: Individual Observations (continued)

031705 - Main Study: Foster AFB : Fourteen-Day Diet Mix of Soil and Soil Extracts in Mice

Day numbers relative to Start Date

Group	Sex	Animal	Clinical Sign	Site	-22 a.m.	-22 DCO	-22 p.m.	-21 a.m.	-21 p.m.	-20 a.m.	-20 p.m.	-19 a.m.	-19 p.m.	-18 a.m.	-18 p.m.
2	f	298422	No Abnormalities Detected		X	.	X	X	X	X	X	X	X	X	X
			Fur, Hair Loss	Thorax, ventral middle	.	X	.	.	.	.	.	.	.	.	.
		298423	No Abnormalities Detected		X	X	X	X	X	X	X	X	X	X	X
		298424	No Abnormalities Detected		X	.	X	X	X	X	X	X	X	X	X
			Fur, Hair Loss	Thorax, ventral middle	.	X	.	.	.	.	.	.	.	.	.
		298425	No Abnormalities Detected		X	X	X	X	X	X	X	X	X	X	X
		298426	No Abnormalities Detected		X	X	X	X	X	X	X	X	X	X	X
		298427	No Abnormalities Detected		X	X	X	X	X	X	X	X	X	X	X
		298428	No Abnormalities Detected		X	X	X	X	X	X	X	X	X	X	X
		298429	No Abnormalities Detected		X	X	X	X	X	X	X	X	X	X	X

Group	Sex	Animal	Clinical Sign	Site	-17 a.m.	-17 p.m.	-16 a.m.	-16 p.m.	-15 a.m.	-15 p.m.	-14 a.m.	-14 p.m.	-13 a.m.	-13 p.m.	-12 a.m.
2	f	298422	No Abnormalities Detected		X	X	X	X	X	X	X	X	X	X	X
			Fur, Hair Loss	Thorax, ventral middle	.	.	.	.	.	.	.	.	.	.	.
		298423	No Abnormalities Detected		X	X	X	X	X	X	X	X	X	X	X
		298424	No Abnormalities Detected		X	X	X	X	X	X	X	X	X	X	X
			Fur, Hair Loss	Thorax, ventral middle	.	.	.	.	.	.	.	.	.	.	.
		298425	No Abnormalities Detected		X	X	X	X	X	X	X	X	X	X	X
		298426	No Abnormalities Detected		X	X	X	X	X	X	X	X	X	X	X
		298427	No Abnormalities Detected		X	X	X	X	X	X	X	X	X	X	X
		298428	No Abnormalities Detected		X	X	X	X	X	X	X	X	X	X	X
		298429	No Abnormalities Detected		X	X	X	X	X	X	X	X	X	X	X

Severity Codes: X = Present

Group 2 - Benzo(a)pyrene (B(a)P), Positive control, Lot SLBG9477V, 25 ppm

Table 10: Individual Observations (continued)

031705 - Main Study: Foster AFB : Fourteen-Day Diet Mix of Soil and Soil Extracts in Mice

Day numbers relative to Start Date

Group	Sex	Animal	Clinical Sign	Site	-12 p.m.	-11 a.m.	-11 p.m.	-10 a.m.	-10 p.m.	-9 a.m.	-9 p.m.	-8 a.m.	-8 p.m.	-7 a.m.	-7 p.m.
2	f	298422	No Abnormalities Detected		X	X	X	X	X	X	X	X	X	X	X
			Fur, Hair Loss	Thorax, ventral middle	.	.	.	.	.	.	.	.	.	.	.
		298423	No Abnormalities Detected		X	X	X	X	X	X	X	X	X	X	X
		298424	No Abnormalities Detected		X	X	X	X	X	X	X	X	X	X	X
			Fur, Hair Loss	Thorax, ventral middle	.	.	.	.	.	.	.	.	.	.	.
		298425	No Abnormalities Detected		X	X	X	X	X	X	X	X	X	X	X
		298426	No Abnormalities Detected		X	X	X	X	X	X	X	X	X	X	X
		298427	No Abnormalities Detected		X	X	X	X	X	X	X	X	X	X	X
		298428	No Abnormalities Detected		X	X	X	X	X	X	X	X	X	X	X
		298429	No Abnormalities Detected		X	X	X	X	X	X	X	X	X	X	X

Group	Sex	Animal	Clinical Sign	Site	-6 a.m.	-6 p.m.	-5 a.m.	-5 p.m.	-4 a.m.	-4 p.m.	-3 a.m.	-3 p.m.	-2 a.m.	-2 p.m.	-1 a.m.
2	f	298422	No Abnormalities Detected		X	X	X	X	X	X	X	X	X	X	X
			Fur, Hair Loss	Thorax, ventral middle	.	.	.	.	.	.	.	.	.	.	.
		298423	No Abnormalities Detected		X	X	X	X	X	X	X	X	X	X	X
		298424	No Abnormalities Detected		X	X	X	X	X	X	X	X	X	X	X
			Fur, Hair Loss	Thorax, ventral middle	.	.	.	.	.	.	.	.	.	.	.
		298425	No Abnormalities Detected		X	X	X	X	X	X	X	X	X	X	X
		298426	No Abnormalities Detected		X	X	X	X	X	X	X	X	X	X	X
		298427	No Abnormalities Detected		X	X	X	X	X	X	X	X	X	X	X
		298428	No Abnormalities Detected		X	X	X	X	X	X	X	X	X	X	X
		298429	No Abnormalities Detected		X	X	X	X	X	X	X	X	X	X	X

Severity Codes: X = Present

Group 2 - Benzo(a)pyrene (B(a)P), Positive control, Lot SLBG9477V, 25 ppm

Table 10: Individual Observations (continued)

031705 - Main Study: Foster AFB : Fourteen-Day Diet Mix of Soil and Soil Extracts in Mice

Day numbers relative to Start Date

Group	Sex	Animal	Clinical Sign	Site	-1 p.m.	1 a.m.	1 p.m.	2 a.m.	2 p.m.	3 a.m.	3 p.m.	4 a.m.	4 p.m.	5 a.m.	5 p.m.
2	f	298422	No Abnormalities Detected		X	X	X	X	X	X	X	X	X	X	X
			Fur, Hair Loss	Thorax, ventral middle	.	.	.	.	.	.	.	.	.	.	.
		298423	No Abnormalities Detected		X	X	X	X	X	X	X	X	X	X	X
		298424	No Abnormalities Detected		X	X	X	X	X	X	X	X	X	X	X
			Fur, Hair Loss	Thorax, ventral middle	.	.	.	.	.	.	.	.	.	.	.
		298425	No Abnormalities Detected		X	X	X	X	X	X	X	X	X	X	X
		298426	No Abnormalities Detected		X	X	X	X	X	X	X	X	X	X	X
		298427	No Abnormalities Detected		X	X	X	X	X	X	X	X	X	X	X
		298428	No Abnormalities Detected		X	X	X	X	X	X	X	X	X	X	X
		298429	No Abnormalities Detected		X	X	X	X	X	X	X	X	X	X	X

Group	Sex	Animal	Clinical Sign	Site	6 a.m.	6 p.m.	7 a.m.	7 p.m.	8 a.m.	8 p.m.	9 a.m.	9 p.m.	10 a.m.	10 p.m.	11 a.m.
2	f	298422	No Abnormalities Detected		X	X	X	X	X	X	X	X	X	X	X
			Fur, Hair Loss	Thorax, ventral middle	.	.	.	.	.	.	.	.	.	.	.
		298423	No Abnormalities Detected		X	X	X	X	X	X	X	X	X	X	X
		298424	No Abnormalities Detected		X	X	X	X	X	X	X	X	X	X	X
			Fur, Hair Loss	Thorax, ventral middle	.	.	.	.	.	.	.	.	.	.	.
		298425	No Abnormalities Detected		X	X	X	X	X	X	X	X	X	X	X
		298426	No Abnormalities Detected		X	X	X	X	X	X	X	X	X	X	X
		298427	No Abnormalities Detected		X	X	X	X	X	X	X	X	X	X	X
		298428	No Abnormalities Detected		X	X	X	X	X	X	X	X	X	X	X
		298429	No Abnormalities Detected		X	X	X	X	X	X	X	X	X	X	X

Severity Codes: X = Present

Group 2 - Benzo(a)pyrene (B(a)P), Positive control, Lot SLBG9477V, 25 ppm

Table 10: Individual Observations (continued)

031705 - Main Study: Foster AFB : Fourteen-Day Diet Mix of Soil and Soil Extracts in Mice

Day numbers relative to Start Date

Group	Sex	Animal	Clinical Sign	Site	11 p.m.	12 a.m.	12 p.m.	13 a.m.	13 p.m.	14 a.m.	14 p.m.	15 a.m.
2	f	298422	No Abnormalities Detected		X	X	X	X	X	X	X	X
			Fur, Hair Loss	Thorax, ventral middle	.	.	.	.	.	.	.	.
		298423	No Abnormalities Detected		X	X	X	X	X	X	X	X
		298424	No Abnormalities Detected		X	X	X	X	X	X	X	X
			Fur, Hair Loss	Thorax, ventral middle	.	.	.	.	.	.	.	.
		298425	No Abnormalities Detected		X	X	X	X	X	X	X	X
		298426	No Abnormalities Detected		X	X	X	X	X	X	X	X
		298427	No Abnormalities Detected		X	X	X	X	X	X	X	X
		298428	No Abnormalities Detected		X	X	X	X	X	X	X	X
		298429	No Abnormalities Detected		X	X	X	X	X	X	X	X

Severity Codes: X = Present

Group 2 - Benzo(a)pyrene (B(a)P), Positive control, Lot SLBG9477V, 25 ppm

Table 10: Individual Observations (continued)

031705 - Main Study: Foster AFB : Fourteen-Day Diet Mix of Soil and Soil Extracts in Mice

Day numbers relative to Start Date

Group	Sex	Animal	Clinical Sign	Site	-22 a.m.	-22 DCO	-22 p.m.	-21 a.m.	-21 p.m.	-20 a.m.	-20 p.m.	-19 a.m.	-19 p.m.	-18 a.m.	-18 p.m.
3	f	298430	No Abnormalities Detected		X	X	X	X	X	X	X	X	X	X	X
		298431	No Abnormalities Detected		X	X	X	X	X	X	X	X	X	X	X
		298432	No Abnormalities Detected		X	X	X	X	X	X	X	X	X	X	X
		298433	No Abnormalities Detected		X	X	X	X	X	X	X	X	X	X	X
		298434	No Abnormalities Detected		X	X	X	X	X	X	X	X	X	X	X
		298435	No Abnormalities Detected		X	X	X	X	X	X	X	X	X	X	X
		298436	No Abnormalities Detected		X	.	X	X	X	X	X	X	X	X	X
			Fur, Hair Loss	Forelimbs, both	.	X	.	.	.	.	.	.	.	.	.
		298437	No Abnormalities Detected		X	X	X	X	X	X	X	X	X	X	X

Group	Sex	Animal	Clinical Sign	Site	-17 a.m.	-17 p.m.	-16 a.m.	-16 p.m.	-15 a.m.	-15 p.m.	-14 a.m.	-14 p.m.	-13 a.m.	-13 p.m.	-12 a.m.
3	f	298430	No Abnormalities Detected		X	X	X	X	X	X	X	X	X	X	X
		298431	No Abnormalities Detected		X	X	X	X	X	X	X	X	X	X	X
		298432	No Abnormalities Detected		X	X	X	X	X	X	X	X	X	X	X
		298433	No Abnormalities Detected		X	X	X	X	X	X	X	X	X	X	X
		298434	No Abnormalities Detected		X	X	X	X	X	X	X	X	X	X	X
		298435	No Abnormalities Detected		X	X	X	X	X	X	X	X	X	X	X
		298436	No Abnormalities Detected		X	X	X	X	X	X	X	X	X	X	X
			Fur, Hair Loss	Forelimbs, both	.	.	.	.	.	.	.	.	.	.	.
		298437	No Abnormalities Detected		X	X	X	X	X	X	X	X	X	X	X

Severity Codes: X = Present

Group 3 - Sieved Soil, Lot HS15040099, 0.22 ppm

Table 10: Individual Observations (continued)

031705 - Main Study: Foster AFB : Fourteen-Day Diet Mix of Soil and Soil Extracts in Mice

Day numbers relative to Start Date

Group	Sex	Animal	Clinical Sign	Site	-12 p.m.	-11 a.m.	-11 p.m.	-10 a.m.	-10 p.m.	-9 a.m.	-9 p.m.	-8 a.m.	-8 p.m.	-7 a.m.	-7 p.m.
3	f	298430	No Abnormalities Detected		X	X	X	X	X	X	X	X	X	X	X
		298431	No Abnormalities Detected		X	X	X	X	X	X	X	X	X	X	X
		298432	No Abnormalities Detected		X	X	X	X	X	X	X	X	X	X	X
		298433	No Abnormalities Detected		X	X	X	X	X	X	X	X	X	X	X
		298434	No Abnormalities Detected		X	X	X	X	X	X	X	X	X	X	X
		298435	No Abnormalities Detected		X	X	X	X	X	X	X	X	X	X	X
		298436	No Abnormalities Detected		X	X	X	X	X	X	X	X	X	X	X
			Fur, Hair Loss	Forelimbs, both	.	.	.	.	.	.	.	.	.	.	.
		298437	No Abnormalities Detected		X	X	X	X	X	X	X	X	X	X	X

Group	Sex	Animal	Clinical Sign	Site	-6 a.m.	-6 p.m.	-5 a.m.	-5 p.m.	-4 a.m.	-4 p.m.	-3 a.m.	-3 p.m.	-2 a.m.	-2 p.m.	-1 a.m.
3	f	298430	No Abnormalities Detected		X	X	X	X	X	X	X	X	X	X	X
		298431	No Abnormalities Detected		X	X	X	X	X	X	X	X	X	X	X
		298432	No Abnormalities Detected		X	X	X	X	X	X	X	X	X	X	X
		298433	No Abnormalities Detected		X	X	X	X	X	X	X	X	X	X	X
		298434	No Abnormalities Detected		X	X	X	X	X	X	X	X	X	X	X
		298435	No Abnormalities Detected		X	X	X	X	X	X	X	X	X	X	X
		298436	No Abnormalities Detected		X	X	X	X	X	X	X	X	X	X	X
			Fur, Hair Loss	Forelimbs, both	.	.	.	.	.	.	.	.	.	.	.
		298437	No Abnormalities Detected		X	X	X	X	X	X	X	X	X	X	X

Severity Codes: X = Present

Group 3 - Sieved Soil, Lot HS15040099, 0.22 ppm

Table 10: Individual Observations (continued)

031705 - Main Study: Foster AFB : Fourteen-Day Diet Mix of Soil and Soil Extracts in Mice

Day numbers relative to Start Date

Group	Sex	Animal	Clinical Sign	Site	-1 p.m.	1 a.m.	1 p.m.	2 a.m.	2 p.m.	3 a.m.	3 p.m.	4 a.m.	4 p.m.	5 a.m.	5 p.m.
3	f	298430	No Abnormalities Detected		X	X	X	X	X	X	X	X	X	X	X
		298431	No Abnormalities Detected		X	X	X	X	X	X	X	X	X	X	X
		298432	No Abnormalities Detected		X	X	X	X	X	X	X	X	X	X	X
		298433	No Abnormalities Detected		X	X	X	X	X	X	X	X	X	X	X
		298434	No Abnormalities Detected		X	X	X	X	X	X	X	X	X	X	X
		298435	No Abnormalities Detected		X	X	X	X	X	X	X	X	X	X	X
		298436	No Abnormalities Detected		X	X	X	X	X	X	X	X	X	X	X
			Fur, Hair Loss	Forelimbs, both	.	.	.	.	.	.	.	.	.	.	.
		298437	No Abnormalities Detected		X	X	X	X	X	X	X	X	X	X	X

Group	Sex	Animal	Clinical Sign	Site	6 a.m.	6 p.m.	7 a.m.	7 p.m.	8 a.m.	8 p.m.	9 a.m.	9 p.m.	10 a.m.	10 p.m.	11 a.m.
3	f	298430	No Abnormalities Detected		X	X	X	X	X	X	X	X	X	X	X
		298431	No Abnormalities Detected		X	X	X	X	X	X	X	X	X	X	X
		298432	No Abnormalities Detected		X	X	X	X	X	X	X	X	X	X	X
		298433	No Abnormalities Detected		X	X	X	X	X	X	X	X	X	X	X
		298434	No Abnormalities Detected		X	X	X	X	X	X	X	X	X	X	X
		298435	No Abnormalities Detected		X	X	X	X	X	X	X	X	X	X	X
		298436	No Abnormalities Detected		X	X	X	X	X	X	X	X	X	X	X
			Fur, Hair Loss	Forelimbs, both	.	.	.	.	.	.	.	.	.	.	.
		298437	No Abnormalities Detected		X	X	X	X	X	X	X	X	X	X	X

Severity Codes: X = Present

Group 3 - Sieved Soil, Lot HS15040099, 0.22 ppm

Table 10: Individual Observations (continued)

031705 - Main Study: Foster AFB : Fourteen-Day Diet Mix of Soil and Soil Extracts in Mice

Day numbers relative to Start Date

Group	Sex	Animal	Clinical Sign	Site	11 p.m.	12 a.m.	12 p.m.	13 a.m.	13 p.m.	14 a.m.	14 p.m.	15 a.m.
3	f	298430	No Abnormalities Detected		X	X	X	X	X	X	X	X
		298431	No Abnormalities Detected		X	X	X	X	X	X	X	X
		298432	No Abnormalities Detected		X	X	X	X	X	X	X	X
		298433	No Abnormalities Detected		X	X	X	X	X	X	X	X
		298434	No Abnormalities Detected		X	X	X	X	X	X	X	X
		298435	No Abnormalities Detected		X	X	X	X	X	X	X	X
		298436	No Abnormalities Detected		X	X	X	X	X	X	X	X
			Fur, Hair Loss	Forelimbs, both	.	.	.	.	.	.	.	.
		298437	No Abnormalities Detected		X	X	X	X	X	X	X	X

Severity Codes: X = Present

Group 3 - Sieved Soil, Lot HS15040099, 0.22 ppm

Table 10: Individual Observations (continued)

031705 - Main Study: Foster AFB : Fourteen-Day Diet Mix of Soil and Soil Extracts in Mice

Day numbers relative to Start Date

Group	Sex	Animal	Clinical Sign	Site	-22 a.m.	-22 DCO	-22 p.m.	-21 a.m.	-21 p.m.	-20 a.m.	-20 p.m.	-19 a.m.	-19 p.m.	-18 a.m.	-18 p.m.
4	f	298438	No Abnormalities Detected		X	.	X	X	X	X	X	X	X	X	X
			Fur, Hair Loss	Thorax, ventral middle	.	X	.	.	.	.	.	.	.	.	.
		298439	No Abnormalities Detected		X	X	X	X	X	X	X	X	X	X	X
		298440	No Abnormalities Detected		X	.	X	X	X	X	X	X	X	X	X
			Fur, Hair Loss	Forelimb, left	.	X	.	.	.	.	.	.	.	.	.
			Fur, Hair Loss	Ventral surface, entire	.	X	.	.	.	.	.	.	.	.	.
		298441	No Abnormalities Detected		X	X	X	X	X	X	X	X	X	X	X
		298442	No Abnormalities Detected		X	.	X	X	X	X	X	X	X	X	X
			Fur, Hair Loss	Forelimbs, both	.	X	.	.	.	.	.	.	.	.	.
			Fur, Hair Loss	Thorax, ventral middle	.	X	.	.	.	.	.	.	.	.	.
		298443	No Abnormalities Detected		X	X	X	X	X	X	X	X	X	X	X
		298444	No Abnormalities Detected		X	.	X	X	X	X	X	X	X	X	X
			Fur, Hair Loss	Forelimb, right	.	X	.	.	.	.	.	.	.	.	.
			Fur, Hair Loss	Thorax, ventral right	.	X	.	.	.	.	.	.	.	.	.
			Fur, Hair Loss	Abdomen, right	.	X	.	.	.	.	.	.	.	.	.
		298445	No Abnormalities Detected		X	X	X	X	X	X	X	X	X	X	X

Severity Codes: X = Present

Group 4 - Sieved Soil, Lot HS15040097, 9.17 ppm

Table 10: Individual Observations (continued)

031705 - Main Study: Foster AFB : Fourteen-Day Diet Mix of Soil and Soil Extracts in Mice

Day numbers relative to Start Date

Group	Sex	Animal	Clinical Sign	Site	-17 a.m.	-17 p.m.	-16 a.m.	-16 p.m.	-15 a.m.	-15 p.m.	-14 a.m.	-14 p.m.	-13 a.m.	-13 p.m.	-12 a.m.
4	f	298438	No Abnormalities Detected		X	X	X	X	X	X	X	X	X	X	X
			Fur, Hair Loss	Thorax, ventral middle	.	.	.	.	.	.	.	.	.	.	.
		298439	No Abnormalities Detected		X	X	X	X	X	X	X	X	X	X	X
		298440	No Abnormalities Detected		X	X	X	X	X	X	X	X	X	X	X
			Fur, Hair Loss	Forelimb, left	.	.	.	.	.	.	.	.	.	.	.
			Fur, Hair Loss	Ventral surface, entire	.	.	.	.	.	.	.	.	.	.	.
		298441	No Abnormalities Detected		X	X	X	X	X	X	X	X	X	X	X
		298442	No Abnormalities Detected		X	X	X	X	X	X	X	X	X	X	X
			Fur, Hair Loss	Forelimbs, both	.	.	.	.	.	.	.	.	.	.	.
			Fur, Hair Loss	Thorax, ventral middle	.	.	.	.	.	.	.	.	.	.	.
		298443	No Abnormalities Detected		X	X	X	X	X	X	X	X	X	X	X
		298444	No Abnormalities Detected		X	X	X	X	X	X	X	X	X	X	X
			Fur, Hair Loss	Forelimb, right	.	.	.	.	.	.	.	.	.	.	.
			Fur, Hair Loss	Thorax, ventral right	.	.	.	.	.	.	.	.	.	.	.
			Fur, Hair Loss	Abdomen, right	.	.	.	.	.	.	.	.	.	.	.
		298445	No Abnormalities Detected		X	X	X	X	X	X	X	X	X	X	X

Severity Codes: X = Present

Group 4 - Sieved Soil, Lot HS15040097, 9.17 ppm

Table 10: Individual Observations (continued)

031705 - Main Study: Foster AFB : Fourteen-Day Diet Mix of Soil and Soil Extracts in Mice

Day numbers relative to Start Date

Group	Sex	Animal	Clinical Sign	Site	-12 p.m.	-11 a.m.	-11 p.m.	-10 a.m.	-10 p.m.	-9 a.m.	-9 p.m.	-8 a.m.	-8 p.m.	-7 a.m.	-7 p.m.
4	f	298438	No Abnormalities Detected		X	X	X	X	X	X	X	X	X	X	X
			Fur, Hair Loss	Thorax, ventral middle	.	.	.	.	.	.	.	.	.	.	.
		298439	No Abnormalities Detected		X	X	X	X	X	X	X	X	X	X	X
		298440	No Abnormalities Detected		X	X	X	X	X	X	X	X	X	X	X
			Fur, Hair Loss	Forelimb, left	.	.	.	.	.	.	.	.	.	.	.
			Fur, Hair Loss	Ventral surface, entire	.	.	.	.	.	.	.	.	.	.	.
		298441	No Abnormalities Detected		X	X	X	X	X	X	X	X	X	X	X
		298442	No Abnormalities Detected		X	X	X	X	X	X	X	X	X	X	X
			Fur, Hair Loss	Forelimbs, both	.	.	.	.	.	.	.	.	.	.	.
			Fur, Hair Loss	Thorax, ventral middle	.	.	.	.	.	.	.	.	.	.	.
		298443	No Abnormalities Detected		X	X	X	X	X	X	X	X	X	X	X
		298444	No Abnormalities Detected		X	X	X	X	X	X	X	X	X	X	X
			Fur, Hair Loss	Forelimb, right	.	.	.	.	.	.	.	.	.	.	.
			Fur, Hair Loss	Thorax, ventral right	.	.	.	.	.	.	.	.	.	.	.
			Fur, Hair Loss	Abdomen, right	.	.	.	.	.	.	.	.	.	.	.
		298445	No Abnormalities Detected		X	X	X	X	X	X	X	X	X	X	X

Severity Codes: X = Present

Group 4 - Sieved Soil, Lot HS15040097, 9.17 ppm

Table 10: Individual Observations (continued)

031705 - Main Study: Foster AFB : Fourteen-Day Diet Mix of Soil and Soil Extracts in Mice

Day numbers relative to Start Date

Group	Sex	Animal	Clinical Sign	Site	-6 a.m.	-6 p.m.	-5 a.m.	-5 p.m.	-4 a.m.	-4 p.m.	-3 a.m.	-3 p.m.	-2 a.m.	-2 p.m.	-1 a.m.
4	f	298438	No Abnormalities Detected		X	X	X	X	X	X	X	X	X	X	X
			Fur, Hair Loss	Thorax, ventral middle	.	.	.	.	.	.	.	.	.	.	.
		298439	No Abnormalities Detected		X	X	X	X	X	X	X	X	X	X	X
		298440	No Abnormalities Detected		X	X	X	X	X	X	X	X	X	X	X
			Fur, Hair Loss	Forelimb, left	.	.	.	.	.	.	.	.	.	.	.
			Fur, Hair Loss	Ventral surface, entire	.	.	.	.	.	.	.	.	.	.	.
		298441	No Abnormalities Detected		X	X	X	X	X	X	X	X	X	X	X
		298442	No Abnormalities Detected		X	X	X	X	X	X	X	X	X	X	X
			Fur, Hair Loss	Forelimbs, both	.	.	.	.	.	.	.	.	.	.	.
			Fur, Hair Loss	Thorax, ventral middle	.	.	.	.	.	.	.	.	.	.	.
		298443	No Abnormalities Detected		X	X	X	X	X	X	X	X	X	X	X
		298444	No Abnormalities Detected		X	X	X	X	X	X	X	X	X	X	X
			Fur, Hair Loss	Forelimb, right	.	.	.	.	.	.	.	.	.	.	.
			Fur, Hair Loss	Thorax, ventral right	.	.	.	.	.	.	.	.	.	.	.
			Fur, Hair Loss	Abdomen, right	.	.	.	.	.	.	.	.	.	.	.
		298445	No Abnormalities Detected		X	X	X	X	X	X	X	X	X	X	X

Severity Codes: X = Present

Group 4 - Sieved Soil, Lot HS15040097, 9.17 ppm

Table 10: Individual Observations (continued)

031705 - Main Study: Foster AFB : Fourteen-Day Diet Mix of Soil and Soil Extracts in Mice

Day numbers relative to Start Date

Group	Sex	Animal	Clinical Sign	Site	-1 p.m.	1 a.m.	1 p.m.	2 a.m.	2 p.m.	3 a.m.	3 p.m.	4 a.m.	4 p.m.	5 a.m.	5 p.m.
4	f	298438	No Abnormalities Detected		X	X	X	X	X	X	X	X	X	X	X
			Fur, Hair Loss	Thorax, ventral middle	.	.	.	.	.	.	.	.	.	.	.
		298439	No Abnormalities Detected		X	X	X	X	X	X	X	X	X	X	X
		298440	No Abnormalities Detected		X	X	X	X	X	X	X	X	X	X	X
			Fur, Hair Loss	Forelimb, left	.	.	.	.	.	.	.	.	.	.	.
			Fur, Hair Loss	Ventral surface, entire	.	.	.	.	.	.	.	.	.	.	.
		298441	No Abnormalities Detected		X	X	X	X	X	X	X	X	X	X	X
		298442	No Abnormalities Detected		X	X	X	X	X	X	X	X	X	X	X
			Fur, Hair Loss	Forelimbs, both	.	.	.	.	.	.	.	.	.	.	.
			Fur, Hair Loss	Thorax, ventral middle	.	.	.	.	.	.	.	.	.	.	.
		298443	No Abnormalities Detected		X	X	X	X	X	X	X	X	X	X	X
		298444	No Abnormalities Detected		X	X	X	X	X	X	X	X	X	X	X
			Fur, Hair Loss	Forelimb, right	.	.	.	.	.	.	.	.	.	.	.
			Fur, Hair Loss	Thorax, ventral right	.	.	.	.	.	.	.	.	.	.	.
			Fur, Hair Loss	Abdomen, right	.	.	.	.	.	.	.	.	.	.	.
		298445	No Abnormalities Detected		X	X	X	X	X	X	X	X	X	X	X

Severity Codes: X = Present

Group 4 - Sieved Soil, Lot HS15040097, 9.17 ppm

Table 10: Individual Observations (continued)

031705 - Main Study: Foster AFB : Fourteen-Day Diet Mix of Soil and Soil Extracts in Mice

Day numbers relative to Start Date

Group	Sex	Animal	Clinical Sign	Site	6 a.m.	6 p.m.	7 a.m.	7 p.m.	8 a.m.	8 p.m.	9 a.m.	9 p.m.	10 a.m.	10 p.m.	11 a.m.
4	f	298438	No Abnormalities Detected		X	X	X	X	X	X	X	X	X	X	X
			Fur, Hair Loss	Thorax, ventral middle	.	.	.	.	.	.	.	.	.	.	.
		298439	No Abnormalities Detected		X	X	X	X	X	X	X	X	X	X	X
		298440	No Abnormalities Detected		X	X	X	X	X	X	X	X	X	X	X
			Fur, Hair Loss	Forelimb, left	.	.	.	.	.	.	.	.	.	.	.
			Fur, Hair Loss	Ventral surface, entire	.	.	.	.	.	.	.	.	.	.	.
		298441	No Abnormalities Detected		X	X	X	X	X	X	X	X	X	X	X
		298442	No Abnormalities Detected		X	X	X	X	X	X	X	X	X	X	X
			Fur, Hair Loss	Forelimbs, both	.	.	.	.	.	.	.	.	.	.	.
			Fur, Hair Loss	Thorax, ventral middle	.	.	.	.	.	.	.	.	.	.	.
		298443	No Abnormalities Detected		X	X	X	X	X	X	X	X	X	X	X
		298444	No Abnormalities Detected		X	X	X	X	X	X	X	X	X	X	X
			Fur, Hair Loss	Forelimb, right	.	.	.	.	.	.	.	.	.	.	.
			Fur, Hair Loss	Thorax, ventral right	.	.	.	.	.	.	.	.	.	.	.
			Fur, Hair Loss	Abdomen, right	.	.	.	.	.	.	.	.	.	.	.
		298445	No Abnormalities Detected		X	X	X	X	X	X	X	X	X	X	X

Severity Codes: X = Present

Group 4 - Sieved Soil, Lot HS15040097, 9.17 ppm

Table 10: Individual Observations (continued)

031705 - Main Study: Foster AFB : Fourteen-Day Diet Mix of Soil and Soil Extracts in Mice

Day numbers relative to Start Date

Group	Sex	Animal	Clinical Sign	Site	11 p.m.	12 a.m.	12 p.m.	13 a.m.	13 p.m.	14 a.m.	14 p.m.	15 a.m.
4	f	298438	No Abnormalities Detected		X	X	X	X	X	X	X	X
			Fur, Hair Loss	Thorax, ventral middle	.	.	.	.	.	.	.	.
		298439	No Abnormalities Detected		X	X	X	X	X	X	X	X
		298440	No Abnormalities Detected		X	X	X	X	X	X	X	X
			Fur, Hair Loss	Forelimb, left	.	.	.	.	.	.	.	.
			Fur, Hair Loss	Ventral surface, entire	.	.	.	.	.	.	.	.
		298441	No Abnormalities Detected		X	X	X	X	X	X	X	X
		298442	No Abnormalities Detected		X	X	X	X	X	X	X	X
			Fur, Hair Loss	Forelimbs, both	.	.	.	.	.	.	.	.
			Fur, Hair Loss	Thorax, ventral middle	.	.	.	.	.	.	.	.
		298443	No Abnormalities Detected		X	X	X	X	X	X	X	X
		298444	No Abnormalities Detected		X	X	X	X	X	X	X	X
			Fur, Hair Loss	Forelimb, right	.	.	.	.	.	.	.	.
			Fur, Hair Loss	Thorax, ventral right	.	.	.	.	.	.	.	.
			Fur, Hair Loss	Abdomen, right	.	.	.	.	.	.	.	.
		298445	No Abnormalities Detected		X	X	X	X	X	X	X	X

Severity Codes: X = Present

Group 4 - Sieved Soil, Lot HS15040097, 9.17 ppm

Table 10: Individual Observations (continued)

031705 - Main Study: Foster AFB : Fourteen-Day Diet Mix of Soil and Soil Extracts in Mice

Day numbers relative to Start Date

Group	Sex	Animal	Clinical Sign	Site	-22 a.m.	-22 DCO	-22 p.m.	-21 a.m.	-21 p.m.	-20 a.m.	-20 p.m.	-19 a.m.	-19 p.m.	-18 a.m.	-18 p.m.
5	f	298446	No Abnormalities Detected		X	X	X	X	X	X	X	X	X	X	X
		298447	No Abnormalities Detected		X	X	X	X	X	X	X	X	X	X	X
		298448	No Abnormalities Detected		X	.	X	X	X	X	X	X	X	X	X
			Fur, Hair Loss	Ventral surface, entire	.	X	.	.	.	.	.	.	.	.	.
		298449	No Abnormalities Detected		X	.	X	X	X	X	X	X	X	X	X
			Fur, Hair Loss	Ventral surface, entire	.	X	.	.	.	.	.	.	.	.	.
		298450	No Abnormalities Detected		X	X	X	X	X	X	X	X	X	X	X
		298451	No Abnormalities Detected		X	X	X	X	X	X	X	X	X	X	X
		298452	No Abnormalities Detected		X	X	X	X	X	X	X	X	X	X	X
		298453	No Abnormalities Detected		X	.	X	X	X	X	X	X	X	X	X
			Fur, Hair Loss	Forelimbs, both	.	X	.	.	.	.	.	.	.	.	.

Group	Sex	Animal	Clinical Sign	Site	-17 a.m.	-17 p.m.	-16 a.m.	-16 p.m.	-15 a.m.	-15 p.m.	-14 a.m.	-14 p.m.	-13 a.m.	-13 p.m.	-12 a.m.
5	f	298446	No Abnormalities Detected		X	X	X	X	X	X	X	X	X	X	X
		298447	No Abnormalities Detected		X	X	X	X	X	X	X	X	X	X	X
		298448	No Abnormalities Detected		X	X	X	X	X	X	X	X	X	X	X
			Fur, Hair Loss	Ventral surface, entire	.	.	.	.	.	.	.	.	.	.	.
		298449	No Abnormalities Detected		X	X	X	X	X	X	X	X	X	X	X
			Fur, Hair Loss	Ventral surface, entire	.	.	.	.	.	.	.	.	.	.	.
		298450	No Abnormalities Detected		X	X	X	X	X	X	X	X	X	X	X
		298451	No Abnormalities Detected		X	X	X	X	X	X	X	X	X	X	X
		298452	No Abnormalities Detected		X	X	X	X	X	X	X	X	X	X	X
		298453	No Abnormalities Detected		X	X	X	X	X	X	X	X	X	X	X
			Fur, Hair Loss	Forelimbs, both	.	.	.	.	.	.	.	.	.	.	.

Severity Codes: X = Present

Group 5 - Sieved Soil, Lot HS15040080, 1.42 ppm

Table 10: Individual Observations (continued)

031705 - Main Study: Foster AFB : Fourteen-Day Diet Mix of Soil and Soil Extracts in Mice

Day numbers relative to Start Date

Group	Sex	Animal	Clinical Sign	Site	-12 p.m.	-11 a.m.	-11 p.m.	-10 a.m.	-10 p.m.	-9 a.m.	-9 p.m.	-8 a.m.	-8 p.m.	-7 a.m.	-7 p.m.
5	f	298446	No Abnormalities Detected		X	X	X	X	X	X	X	X	X	X	X
		298447	No Abnormalities Detected		X	X	X	X	X	X	X	X	X	X	X
		298448	No Abnormalities Detected		X	X	X	X	X	X	X	X	X	X	X
			Fur, Hair Loss	Ventral surface, entire	.	.	.	.	.	.	.	.	.	.	.
		298449	No Abnormalities Detected		X	X	X	X	X	X	X	X	X	X	X
			Fur, Hair Loss	Ventral surface, entire	.	.	.	.	.	.	.	.	.	.	.
		298450	No Abnormalities Detected		X	X	X	X	X	X	X	X	X	X	X
		298451	No Abnormalities Detected		X	X	X	X	X	X	X	X	X	X	X
		298452	No Abnormalities Detected		X	X	X	X	X	X	X	X	X	X	X
		298453	No Abnormalities Detected		X	X	X	X	X	X	X	X	X	X	X
			Fur, Hair Loss	Forelimbs, both	.	.	.	.	.	.	.	.	.	.	.

Group	Sex	Animal	Clinical Sign	Site	-6 a.m.	-6 p.m.	-5 a.m.	-5 p.m.	-4 a.m.	-4 p.m.	-3 a.m.	-3 p.m.	-2 a.m.	-2 p.m.	-1 a.m.
5	f	298446	No Abnormalities Detected		X	X	X	X	X	X	X	X	X	X	X
		298447	No Abnormalities Detected		X	X	X	X	X	X	X	X	X	X	X
		298448	No Abnormalities Detected		X	X	X	X	X	X	X	X	X	X	X
			Fur, Hair Loss	Ventral surface, entire	.	.	.	.	.	.	.	.	.	.	.
		298449	No Abnormalities Detected		X	X	X	X	X	X	X	X	X	X	X
			Fur, Hair Loss	Ventral surface, entire	.	.	.	.	.	.	.	.	.	.	.
		298450	No Abnormalities Detected		X	X	X	X	X	X	X	X	X	X	X
		298451	No Abnormalities Detected		X	X	X	X	X	X	X	X	X	X	X
		298452	No Abnormalities Detected		X	X	X	X	X	X	X	X	X	X	X
		298453	No Abnormalities Detected		X	X	X	X	X	X	X	X	X	X	X
			Fur, Hair Loss	Forelimbs, both	.	.	.	.	.	.	.	.	.	.	.

Severity Codes: X = Present

Group 5 - Sieved Soil, Lot HS15040080, 1.42 ppm

Table 10: Individual Observations (continued)

031705 - Main Study: Foster AFB : Fourteen-Day Diet Mix of Soil and Soil Extracts in Mice

Day numbers relative to Start Date

Group	Sex	Animal	Clinical Sign	Site	-1 p.m.	1 a.m.	1 p.m.	2 a.m.	2 p.m.	3 a.m.	3 p.m.	4 a.m.	4 p.m.	5 a.m.	5 p.m.
5	f	298446	No Abnormalities Detected		X	X	X	X	X	X	X	X	X	X	X
		298447	No Abnormalities Detected		X	X	X	X	X	X	X	X	X	X	X
		298448	No Abnormalities Detected		X	X	X	X	X	X	X	X	X	X	X
			Fur, Hair Loss	Ventral surface, entire	.	.	.	.	.	.	.	.	.	.	.
		298449	No Abnormalities Detected		X	X	X	X	X	X	X	X	X	X	X
			Fur, Hair Loss	Ventral surface, entire	.	.	.	.	.	.	.	.	.	.	.
		298450	No Abnormalities Detected		X	X	X	X	X	X	X	X	X	X	X
		298451	No Abnormalities Detected		X	X	X	X	X	X	X	X	X	X	X
		298452	No Abnormalities Detected		X	X	X	X	X	X	X	X	X	X	X
		298453	No Abnormalities Detected		X	X	X	X	X	X	X	X	X	X	X
			Fur, Hair Loss	Forelimbs, both	.	.	.	.	.	.	.	.	.	.	.

Group	Sex	Animal	Clinical Sign	Site	6 a.m.	6 p.m.	7 a.m.	7 p.m.	8 a.m.	8 p.m.	9 a.m.	9 p.m.	10 a.m.	10 p.m.	11 a.m.
5	f	298446	No Abnormalities Detected		X	X	X	X	X	X	X	X	X	X	X
		298447	No Abnormalities Detected		X	X	X	X	X	X	X	X	X	X	X
		298448	No Abnormalities Detected		X	X	X	X	X	X	X	X	X	X	X
			Fur, Hair Loss	Ventral surface, entire	.	.	.	.	.	.	.	.	.	.	.
		298449	No Abnormalities Detected		X	X	X	X	X	X	X	X	X	X	X
			Fur, Hair Loss	Ventral surface, entire	.	.	.	.	.	.	.	.	.	.	.
		298450	No Abnormalities Detected		X	X	X	X	X	X	X	X	X	X	X
		298451	No Abnormalities Detected		X	X	X	X	X	X	X	X	X	X	X
		298452	No Abnormalities Detected		X	X	X	X	X	X	X	X	X	X	X
		298453	No Abnormalities Detected		X	X	X	X	X	X	X	X	X	X	X
			Fur, Hair Loss	Forelimbs, both	.	.	.	.	.	.	.	.	.	.	.

Severity Codes: X = Present

Group 5 - Sieved Soil, Lot HS15040080, 1.42 ppm

Table 10: Individual Observations (continued)

031705 - Main Study: Foster AFB : Fourteen-Day Diet Mix of Soil and Soil Extracts in Mice

Day numbers relative to Start Date

Group	Sex	Animal	Clinical Sign	Site	11 p.m.	12 a.m.	12 p.m.	13 a.m.	13 p.m.	14 a.m.	14 p.m.	15 a.m.
5	f	298446	No Abnormalities Detected		X	X	X	X	X	X	X	X
		298447	No Abnormalities Detected		X	X	X	X	X	X	X	X
		298448	No Abnormalities Detected		X	X	X	X	X	X	X	X
			Fur, Hair Loss	Ventral surface, entire	.	.	.	.	.	.	.	.
		298449	No Abnormalities Detected		X	X	X	X	X	X	X	X
			Fur, Hair Loss	Ventral surface, entire	.	.	.	.	.	.	.	.
		298450	No Abnormalities Detected		X	X	X	X	X	X	X	X
		298451	No Abnormalities Detected		X	X	X	X	X	X	X	X
		298452	No Abnormalities Detected		X	X	X	X	X	X	X	X
		298453	No Abnormalities Detected		X	X	X	X	X	X	X	X
			Fur, Hair Loss	Forelimbs, both	.	.	.	.	.	.	.	.

Severity Codes: X = Present

Group 5 - Sieved Soil, Lot HS15040080, 1.42 ppm

Table 10: Individual Observations (continued)

031705 - Main Study: Foster AFB : Fourteen-Day Diet Mix of Soil and Soil Extracts in Mice

Day numbers relative to Start Date

Group	Sex	Animal	Clinical Sign	Site	-22 a.m.	-22 DCO	-22 p.m.	-21 a.m.	-21 p.m.	-20 a.m.	-20 p.m.	-19 a.m.	-19 p.m.	-18 a.m.	-18 p.m.
6	f	298454	No Abnormalities Detected		X	.	X	X	X	X	X	X	X	X	X
			Fur, Hair Loss	Hindlimb, left	.	X	.	.	.	.	.	.	.	.	.
			Fur, Hair Loss	Forelimbs, both	.	X	.	.	.	.	.	.	.	.	.
			Fur, Hair Loss	Thorax, ventral left, mid, rig	.	X	.	.	.	.	.	.	.	.	.
			Fur, Hair Loss	Abdomen, left	.	X	.	.	.	.	.	.	.	.	.
		298455	No Abnormalities Detected		X	X	X	X	X	X	X	X	X	X	X
		298456	No Abnormalities Detected		X	X	X	X	X	X	X	X	X	X	X
		298457	No Abnormalities Detected		X	X	X	X	X	X	X	X	X	X	X
		298458	No Abnormalities Detected		X	.	X	X	X	X	X	X	X	X	X
			Fur, Hair Loss	Thorax, ventral left, mid, rig	.	X	.	.	.	.	.	.	.	.	.
			Fur, Hair Loss	Abdomen, right	.	X	.	.	.	.	.	.	.	.	.
		298459	No Abnormalities Detected		X	X	X	X	X	X	X	X	X	X	X
		298460	No Abnormalities Detected		X	.	X	X	X	X	X	X	X	X	X
			Fur, Hair Loss	Thorax, ventral middle	.	X	.	.	.	.	.	.	.	.	.
			Fur, Hair Loss	Abdomen, mid	.	X	.	.	.	.	.	.	.	.	.
		298461	No Abnormalities Detected		X	X	X	X	X	X	X	X	X	X	X

Severity Codes: X = Present

Group 6 - Sieved Soil, Lot HS15040100, 0.03 ppm

Table 10: Individual Observations (continued)

031705 - Main Study: Foster AFB : Fourteen-Day Diet Mix of Soil and Soil Extracts in Mice

Day numbers relative to Start Date

Group	Sex	Animal	Clinical Sign	Site	-17 a.m.	-17 p.m.	-16 a.m.	-16 p.m.	-15 a.m.	-15 p.m.	-14 a.m.	-14 p.m.	-13 a.m.	-13 p.m.	-12 a.m.
6	f	298454	No Abnormalities Detected		X	X	X	X	X	X	X	X	X	X	X
			Fur, Hair Loss	Hindlimb, left	.	.	.	.	.	.	.	.	.	.	.
			Fur, Hair Loss	Forelimbs, both	.	.	.	.	.	.	.	.	.	.	.
			Fur, Hair Loss	Thorax, ventral left, mid, rig	.	.	.	.	.	.	.	.	.	.	.
			Fur, Hair Loss	Abdomen, left	.	.	.	.	.	.	.	.	.	.	.
		298455	No Abnormalities Detected		X	X	X	X	X	X	X	X	X	X	X
		298456	No Abnormalities Detected		X	X	X	X	X	X	X	X	X	X	X
		298457	No Abnormalities Detected		X	X	X	X	X	X	X	X	X	X	X
		298458	No Abnormalities Detected		X	X	X	X	X	X	X	X	X	X	X
			Fur, Hair Loss	Thorax, ventral left, mid, rig	.	.	.	.	.	.	.	.	.	.	.
			Fur, Hair Loss	Abdomen, right	.	.	.	.	.	.	.	.	.	.	.
		298459	No Abnormalities Detected		X	X	X	X	X	X	X	X	X	X	X
		298460	No Abnormalities Detected		X	X	X	X	X	X	X	X	X	X	X
			Fur, Hair Loss	Thorax, ventral middle	.	.	.	.	.	.	.	.	.	.	.
			Fur, Hair Loss	Abdomen, mid	.	.	.	.	.	.	.	.	.	.	.
		298461	No Abnormalities Detected		X	X	X	X	X	X	X	X	X	X	X

Severity Codes: X = Present

Group 6 - Sieved Soil, Lot HS15040100, 0.03 ppm

Table 10: Individual Observations (continued)

031705 - Main Study: Foster AFB : Fourteen-Day Diet Mix of Soil and Soil Extracts in Mice

Day numbers relative to Start Date

Group	Sex	Animal	Clinical Sign	Site	-12 p.m.	-11 a.m.	-11 p.m.	-10 a.m.	-10 p.m.	-9 a.m.	-9 p.m.	-8 a.m.	-8 p.m.	-7 a.m.	-7 p.m.
6	f	298454	No Abnormalities Detected		X	X	X	X	X	X	X	X	X	X	X
			Fur, Hair Loss	Hindlimb, left	.	.	.	.	.	.	.	.	.	.	.
			Fur, Hair Loss	Forelimbs, both	.	.	.	.	.	.	.	.	.	.	.
			Fur, Hair Loss	Thorax, ventral left, mid, rig	.	.	.	.	.	.	.	.	.	.	.
			Fur, Hair Loss	Abdomen, left	.	.	.	.	.	.	.	.	.	.	.
		298455	No Abnormalities Detected		X	X	X	X	X	X	X	X	X	X	X
		298456	No Abnormalities Detected		X	X	X	X	X	X	X	X	X	X	X
		298457	No Abnormalities Detected		X	X	X	X	X	X	X	X	X	X	X
		298458	No Abnormalities Detected		X	X	X	X	X	X	X	X	X	X	X
			Fur, Hair Loss	Thorax, ventral left, mid, rig	.	.	.	.	.	.	.	.	.	.	.
			Fur, Hair Loss	Abdomen, right	.	.	.	.	.	.	.	.	.	.	.
		298459	No Abnormalities Detected		X	X	X	X	X	X	X	X	X	X	X
		298460	No Abnormalities Detected		X	X	X	X	X	X	X	X	X	X	X
			Fur, Hair Loss	Thorax, ventral middle	.	.	.	.	.	.	.	.	.	.	.
			Fur, Hair Loss	Abdomen, mid	.	.	.	.	.	.	.	.	.	.	.
		298461	No Abnormalities Detected		X	X	X	X	X	X	X	X	X	X	X

Severity Codes: X = Present

Group 6 - Sieved Soil, Lot HS15040100, 0.03 ppm

Table 10: Individual Observations (continued)

031705 - Main Study: Foster AFB : Fourteen-Day Diet Mix of Soil and Soil Extracts in Mice

Day numbers relative to Start Date

Group	Sex	Animal	Clinical Sign	Site	-6 a.m.	-6 p.m.	-5 a.m.	-5 p.m.	-4 a.m.	-4 p.m.	-3 a.m.	-3 p.m.	-2 a.m.	-2 p.m.	-1 a.m.
6	f	298454	No Abnormalities Detected		X	X	X	X	X	X	X	X	X	X	X
			Fur, Hair Loss	Hindlimb, left	.	.	.	.	.	.	.	.	.	.	.
			Fur, Hair Loss	Forelimbs, both	.	.	.	.	.	.	.	.	.	.	.
			Fur, Hair Loss	Thorax, ventral left, mid, rig	.	.	.	.	.	.	.	.	.	.	.
			Fur, Hair Loss	Abdomen, left	.	.	.	.	.	.	.	.	.	.	.
		298455	No Abnormalities Detected		X	X	X	X	X	X	X	X	X	X	X
		298456	No Abnormalities Detected		X	X	X	X	X	X	X	X	X	X	X
		298457	No Abnormalities Detected		X	X	X	X	X	X	X	X	X	X	X
		298458	No Abnormalities Detected		X	X	X	X	X	X	X	X	X	X	X
			Fur, Hair Loss	Thorax, ventral left, mid, rig	.	.	.	.	.	.	.	.	.	.	.
			Fur, Hair Loss	Abdomen, right	.	.	.	.	.	.	.	.	.	.	.
		298459	No Abnormalities Detected		X	X	X	X	X	X	X	X	X	X	X
		298460	No Abnormalities Detected		X	X	X	X	X	X	X	X	X	X	X
			Fur, Hair Loss	Thorax, ventral middle	.	.	.	.	.	.	.	.	.	.	.
			Fur, Hair Loss	Abdomen, mid	.	.	.	.	.	.	.	.	.	.	.
		298461	No Abnormalities Detected		X	X	X	X	X	X	X	X	X	X	X

Severity Codes: X = Present

Group 6 - Sieved Soil, Lot HS15040100, 0.03 ppm

Table 10: Individual Observations (continued)

031705 - Main Study: Foster AFB : Fourteen-Day Diet Mix of Soil and Soil Extracts in Mice

Day numbers relative to Start Date

Group	Sex	Animal	Clinical Sign	Site	-1 p.m.	1 a.m.	1 p.m.	2 a.m.	2 p.m.	3 a.m.	3 p.m.	4 a.m.	4 p.m.	5 a.m.	5 p.m.
6	f	298454	No Abnormalities Detected		X	X	X	X	X	X	X	X	X	X	X
			Fur, Hair Loss	Hindlimb, left	.	.	.	.	.	.	.	.	.	.	.
			Fur, Hair Loss	Forelimbs, both	.	.	.	.	.	.	.	.	.	.	.
			Fur, Hair Loss	Thorax, ventral left, mid, rig	.	.	.	.	.	.	.	.	.	.	.
			Fur, Hair Loss	Abdomen, left	.	.	.	.	.	.	.	.	.	.	.
		298455	No Abnormalities Detected		X	X	X	X	X	X	X	X	X	X	X
		298456	No Abnormalities Detected		X	X	X	X	X	X	X	X	X	X	X
		298457	No Abnormalities Detected		X	X	X	X	X	X	X	X	X	X	X
		298458	No Abnormalities Detected		X	X	X	X	X	X	X	X	X	X	X
			Fur, Hair Loss	Thorax, ventral left, mid, rig	.	.	.	.	.	.	.	.	.	.	.
			Fur, Hair Loss	Abdomen, right	.	.	.	.	.	.	.	.	.	.	.
		298459	No Abnormalities Detected		X	X	X	X	X	X	X	X	X	X	X
		298460	No Abnormalities Detected		X	X	X	X	X	X	X	X	X	X	X
			Fur, Hair Loss	Thorax, ventral middle	.	.	.	.	.	.	.	.	.	.	.
			Fur, Hair Loss	Abdomen, mid	.	.	.	.	.	.	.	.	.	.	.
		298461	No Abnormalities Detected		X	X	X	X	X	X	X	X	X	X	X

Severity Codes: X = Present

Group 6 - Sieved Soil, Lot HS15040100, 0.03 ppm

Table 10: Individual Observations (continued)

031705 - Main Study: Foster AFB : Fourteen-Day Diet Mix of Soil and Soil Extracts in Mice

Day numbers relative to Start Date

Group	Sex	Animal	Clinical Sign	Site	6 a.m.	6 p.m.	7 a.m.	7 p.m.	8 a.m.	8 p.m.	9 a.m.	9 p.m.	10 a.m.	10 p.m.	11 a.m.
6	f	298454	No Abnormalities Detected		X	X	X	X	X	X	X	X	X	X	X
			Fur, Hair Loss	Hindlimb, left	.	.	.	.	.	.	.	.	.	.	.
			Fur, Hair Loss	Forelimbs, both	.	.	.	.	.	.	.	.	.	.	.
			Fur, Hair Loss	Thorax, ventral left, mid, rig	.	.	.	.	.	.	.	.	.	.	.
			Fur, Hair Loss	Abdomen, left	.	.	.	.	.	.	.	.	.	.	.
		298455	No Abnormalities Detected		X	X	X	X	X	X	X	X	X	X	X
		298456	No Abnormalities Detected		X	X	X	X	X	X	X	X	X	X	X
		298457	No Abnormalities Detected		X	X	X	X	X	X	X	X	X	X	X
		298458	No Abnormalities Detected		X	X	X	X	X	X	X	X	X	X	X
			Fur, Hair Loss	Thorax, ventral left, mid, rig	.	.	.	.	.	.	.	.	.	.	.
			Fur, Hair Loss	Abdomen, right	.	.	.	.	.	.	.	.	.	.	.
		298459	No Abnormalities Detected		X	X	X	X	X	X	X	X	X	X	X
		298460	No Abnormalities Detected		X	X	X	X	X	X	X	X	X	X	X
			Fur, Hair Loss	Thorax, ventral middle	.	.	.	.	.	.	.	.	.	.	.
			Fur, Hair Loss	Abdomen, mid	.	.	.	.	.	.	.	.	.	.	.
		298461	No Abnormalities Detected		X	X	X	X	X	X	X	X	X	X	X

Severity Codes: X = Present

Group 6 - Sieved Soil, Lot HS15040100, 0.03 ppm

Table 10: Individual Observations (continued)

031705 - Main Study: Foster AFB : Fourteen-Day Diet Mix of Soil and Soil Extracts in Mice

Day numbers relative to Start Date

Group	Sex	Animal	Clinical Sign	Site	11 p.m.	12 a.m.	12 p.m.	13 a.m.	13 p.m.	14 a.m.	14 p.m.	15 a.m.
6	f	298454	No Abnormalities Detected		X	X	X	X	X	X	X	X
			Fur, Hair Loss	Hindlimb, left	.	.	.	.	.	.	.	.
			Fur, Hair Loss	Forelimbs, both	.	.	.	.	.	.	.	.
			Fur, Hair Loss	Thorax, ventral left, mid, rig	.	.	.	.	.	.	.	.
			Fur, Hair Loss	Abdomen, left	.	.	.	.	.	.	.	.
		298455	No Abnormalities Detected		X	X	X	X	X	X	X	X
		298456	No Abnormalities Detected		X	X	X	X	X	X	X	X
		298457	No Abnormalities Detected		X	X	X	X	X	X	X	X
		298458	No Abnormalities Detected		X	X	X	X	X	X	X	X
			Fur, Hair Loss	Thorax, ventral left, mid, rig	.	.	.	.	.	.	.	.
			Fur, Hair Loss	Abdomen, right	.	.	.	.	.	.	.	.
		298459	No Abnormalities Detected		X	X	X	X	X	X	X	X
		298460	No Abnormalities Detected		X	X	X	X	X	X	X	X
			Fur, Hair Loss	Thorax, ventral middle	.	.	.	.	.	.	.	.
			Fur, Hair Loss	Abdomen, mid	.	.	.	.	.	.	.	.
		298461	No Abnormalities Detected		X	X	X	X	X	X	X	X

Severity Codes: X = Present

Group 6 - Sieved Soil, Lot HS15040100, 0.03 ppm

Table 10: Individual Observations (continued)

031705 - Main Study: Foster AFB : Fourteen-Day Diet Mix of Soil and Soil Extracts in Mice

Day numbers relative to Start Date

Group	Sex	Animal	Clinical Sign	Site	-22 a.m.	-22 DCO	-22 p.m.	-21 a.m.	-21 p.m.	-20 a.m.	-20 p.m.	-19 a.m.	-19 p.m.	-18 a.m.	-18 p.m.
7	f	298462	No Abnormalities Detected		X	X	X	X	X	X	X	X	X	X	X
		298463	No Abnormalities Detected		X	X	X	X	X	X	X	X	X	X	X
		298464	No Abnormalities Detected		X	.	X	X	X	X	X	X	X	X	X
			Fur, Hair Loss	Forelimbs, both	.	X	.	.	.	.	.	.	.	.	.
			Fur, Hair Loss	Thorax, ventral middle	.	X	.	.	.	.	.	.	.	.	.
			Fur, Hair Loss	Abdomen, mid	.	X	.	.	.	.	.	.	.	.	.
		298465	No Abnormalities Detected		X	X	X	X	X	X	X	X	X	X	X
		298466	No Abnormalities Detected		X	.	X	X	X	X	X	X	X	X	X
			Fur, Hair Loss	Hindlimb, right	.	X	.	.	.	.	.	.	.	.	.
			Fur, Hair Loss	Forelimbs, both	.	X	.	.	.	.	.	.	.	.	.
			Fur, Hair Loss	Thorax, ventral middle	.	X	.	.	.	.	.	.	.	.	.
			Fur, Hair Loss	Thorax, ventral right	.	X	.	.	.	.	.	.	.	.	.
			Fur, Hair Loss	Abdomen, right	.	X	.	.	.	.	.	.	.	.	.
		298467	No Abnormalities Detected		X	X	X	X	X	X	X	X	X	X	X
		298468	No Abnormalities Detected		X	.	X	X	X	X	X	X	X	X	X
			Fur, Hair Loss	Forelimb, right	.	X	.	.	.	.	.	.	.	.	.
			Fur, Hair Loss	Hindlimb, right	.	X	.	.	.	.	.	.	.	.	.
			Fur, Hair Loss	Ventral surface, entire	.	X	.	.	.	.	.	.	.	.	.
		298511	No Abnormalities Detected		X	X	X	X	X	X	X	X	X	X	X

Severity Codes: X = Present

Group 7 - Sieved Soil, Lot HS15040110, 0.01 ppm

Table 10: Individual Observations (continued)

031705 - Main Study: Foster AFB : Fourteen-Day Diet Mix of Soil and Soil Extracts in Mice

Day numbers relative to Start Date

Group	Sex	Animal	Clinical Sign	Site	-17 a.m.	-17 p.m.	-16 a.m.	-16 p.m.	-15 a.m.	-15 p.m.	-14 a.m.	-14 p.m.	-13 a.m.	-13 p.m.	-12 a.m.
7	f	298462	No Abnormalities Detected		X	X	X	X	X	X	X	X	X	X	X
		298463	No Abnormalities Detected		X	X	X	X	X	X	X	X	X	X	X
		298464	No Abnormalities Detected		X	X	X	X	X	X	X	X	X	X	X
			Fur, Hair Loss	Forelimbs, both	.	.	.	.	.	.	.	.	.	.	.
			Fur, Hair Loss	Thorax, ventral middle	.	.	.	.	.	.	.	.	.	.	.
			Fur, Hair Loss	Abdomen, mid	.	.	.	.	.	.	.	.	.	.	.
		298465	No Abnormalities Detected		X	X	X	X	X	X	X	X	X	X	X
		298466	No Abnormalities Detected		X	X	X	X	X	X	X	X	X	X	X
			Fur, Hair Loss	Hindlimb, right	.	.	.	.	.	.	.	.	.	.	.
			Fur, Hair Loss	Forelimbs, both	.	.	.	.	.	.	.	.	.	.	.
			Fur, Hair Loss	Thorax, ventral middle	.	.	.	.	.	.	.	.	.	.	.
			Fur, Hair Loss	Thorax, ventral right	.	.	.	.	.	.	.	.	.	.	.
			Fur, Hair Loss	Abdomen, right	.	.	.	.	.	.	.	.	.	.	.
		298467	No Abnormalities Detected		X	X	X	X	X	X	X	X	X	X	X
		298468	No Abnormalities Detected		X	X	X	X	X	X	X	X	X	X	X
			Fur, Hair Loss	Forelimb, right	.	.	.	.	.	.	.	.	.	.	.
			Fur, Hair Loss	Hindlimb, right	.	.	.	.	.	.	.	.	.	.	.
			Fur, Hair Loss	Ventral surface, entire	.	.	.	.	.	.	.	.	.	.	.
		298511	No Abnormalities Detected		X	X	X	X	X	X	X	X	X	X	X

Severity Codes: X = Present

Group 7 - Sieved Soil, Lot HS15040110, 0.01 ppm

Table 10: Individual Observations (continued)

031705 - Main Study: Foster AFB : Fourteen-Day Diet Mix of Soil and Soil Extracts in Mice

Day numbers relative to Start Date

Group	Sex	Animal	Clinical Sign	Site	-12 p.m.	-11 a.m.	-11 p.m.	-10 a.m.	-10 p.m.	-9 a.m.	-9 p.m.	-8 a.m.	-8 p.m.	-7 a.m.	-7 p.m.
7	f	298462	No Abnormalities Detected		X	X	X	X	X	X	X	X	X	X	X
		298463	No Abnormalities Detected		X	X	X	X	X	X	X	X	X	X	X
		298464	No Abnormalities Detected		X	X	X	X	X	X	X	X	X	X	X
			Fur, Hair Loss	Forelimbs, both	.	.	.	.	.	.	.	.	.	.	.
			Fur, Hair Loss	Thorax, ventral middle	.	.	.	.	.	.	.	.	.	.	.
			Fur, Hair Loss	Abdomen, mid	.	.	.	.	.	.	.	.	.	.	.
		298465	No Abnormalities Detected		X	X	X	X	X	X	X	X	X	X	X
		298466	No Abnormalities Detected		X	X	X	X	X	X	X	X	X	X	X
			Fur, Hair Loss	Hindlimb, right	.	.	.	.	.	.	.	.	.	.	.
			Fur, Hair Loss	Forelimbs, both	.	.	.	.	.	.	.	.	.	.	.
			Fur, Hair Loss	Thorax, ventral middle	.	.	.	.	.	.	.	.	.	.	.
			Fur, Hair Loss	Thorax, ventral right	.	.	.	.	.	.	.	.	.	.	.
			Fur, Hair Loss	Abdomen, right	.	.	.	.	.	.	.	.	.	.	.
		298467	No Abnormalities Detected		X	X	X	X	X	X	X	X	X	X	X
		298468	No Abnormalities Detected		X	X	X	X	X	X	X	X	X	X	X
			Fur, Hair Loss	Forelimb, right	.	.	.	.	.	.	.	.	.	.	.
			Fur, Hair Loss	Hindlimb, right	.	.	.	.	.	.	.	.	.	.	.
			Fur, Hair Loss	Ventral surface, entire	.	.	.	.	.	.	.	.	.	.	.
		298511	No Abnormalities Detected		X	X	X	X	X	X	X	X	X	X	X

Severity Codes: X = Present

Group 7 - Sieved Soil, Lot HS15040110, 0.01 ppm

Table 10: Individual Observations (continued)

031705 - Main Study: Foster AFB : Fourteen-Day Diet Mix of Soil and Soil Extracts in Mice

Day numbers relative to Start Date

Group	Sex	Animal	Clinical Sign	Site	-6 a.m.	-6 p.m.	-5 a.m.	-5 p.m.	-4 a.m.	-4 p.m.	-3 a.m.	-3 p.m.	-2 a.m.	-2 p.m.	-1 a.m.
7	f	298462	No Abnormalities Detected		X	X	X	X	X	X	X	X	X	X	X
		298463	No Abnormalities Detected		X	X	X	X	X	X	X	X	X	X	X
		298464	No Abnormalities Detected		X	X	X	X	X	X	X	X	X	X	X
			Fur, Hair Loss	Forelimbs, both	.	.	.	.	.	.	.	.	.	.	.
			Fur, Hair Loss	Thorax, ventral middle	.	.	.	.	.	.	.	.	.	.	.
			Fur, Hair Loss	Abdomen, mid	.	.	.	.	.	.	.	.	.	.	.
		298465	No Abnormalities Detected		X	X	X	X	X	X	X	X	X	X	X
		298466	No Abnormalities Detected		X	X	X	X	X	X	X	X	X	X	X
			Fur, Hair Loss	Hindlimb, right	.	.	.	.	.	.	.	.	.	.	.
			Fur, Hair Loss	Forelimbs, both	.	.	.	.	.	.	.	.	.	.	.
			Fur, Hair Loss	Thorax, ventral middle	.	.	.	.	.	.	.	.	.	.	.
			Fur, Hair Loss	Thorax, ventral right	.	.	.	.	.	.	.	.	.	.	.
			Fur, Hair Loss	Abdomen, right	.	.	.	.	.	.	.	.	.	.	.
		298467	No Abnormalities Detected		X	X	X	X	X	X	X	X	X	X	X
		298468	No Abnormalities Detected		X	X	X	X	X	X	X	X	X	X	X
			Fur, Hair Loss	Forelimb, right	.	.	.	.	.	.	.	.	.	.	.
			Fur, Hair Loss	Hindlimb, right	.	.	.	.	.	.	.	.	.	.	.
			Fur, Hair Loss	Ventral surface, entire	.	.	.	.	.	.	.	.	.	.	.
		298511	No Abnormalities Detected		X	X	X	X	X	X	X	X	X	X	X

Severity Codes: X = Present

Group 7 - Sieved Soil, Lot HS15040110, 0.01 ppm

Table 10: Individual Observations (continued)

031705 - Main Study: Foster AFB : Fourteen-Day Diet Mix of Soil and Soil Extracts in Mice

Day numbers relative to Start Date

Group	Sex	Animal	Clinical Sign	Site	-1 p.m.	1 a.m.	1 p.m.	2 a.m.	2 p.m.	3 a.m.	3 p.m.	4 a.m.	4 p.m.	5 a.m.	5 p.m.
7	f	298462	No Abnormalities Detected		X	X	X	X	X	X	X	X	X	X	X
		298463	No Abnormalities Detected		X	X	X	X	X	X	X	X	X	X	X
		298464	No Abnormalities Detected		X	X	X	X	X	X	X	X	X	X	X
			Fur, Hair Loss	Forelimbs, both	.	.	.	.	.	.	.	.	.	.	.
			Fur, Hair Loss	Thorax, ventral middle	.	.	.	.	.	.	.	.	.	.	.
			Fur, Hair Loss	Abdomen, mid	.	.	.	.	.	.	.	.	.	.	.
		298465	No Abnormalities Detected		X	X	X	X	X	X	X	X	X	X	X
		298466	No Abnormalities Detected		X	X	X	X	X	X	X	X	X	X	X
			Fur, Hair Loss	Hindlimb, right	.	.	.	.	.	.	.	.	.	.	.
			Fur, Hair Loss	Forelimbs, both	.	.	.	.	.	.	.	.	.	.	.
			Fur, Hair Loss	Thorax, ventral middle	.	.	.	.	.	.	.	.	.	.	.
			Fur, Hair Loss	Thorax, ventral right	.	.	.	.	.	.	.	.	.	.	.
			Fur, Hair Loss	Abdomen, right	.	.	.	.	.	.	.	.	.	.	.
		298467	No Abnormalities Detected		X	X	X	X	X	X	X	X	X	X	X
		298468	No Abnormalities Detected		X	X	X	X	X	X	X	X	X	X	X
			Fur, Hair Loss	Forelimb, right	.	.	.	.	.	.	.	.	.	.	.
			Fur, Hair Loss	Hindlimb, right	.	.	.	.	.	.	.	.	.	.	.
			Fur, Hair Loss	Ventral surface, entire	.	.	.	.	.	.	.	.	.	.	.
		298511	No Abnormalities Detected		X	X	X	X	X	X	X	X	X	X	X

Severity Codes: X = Present

Group 7 - Sieved Soil, Lot HS15040110, 0.01 ppm

Table 10: Individual Observations (continued)

031705 - Main Study: Foster AFB : Fourteen-Day Diet Mix of Soil and Soil Extracts in Mice

Day numbers relative to Start Date

Group	Sex	Animal	Clinical Sign	Site	6 a.m.	6 p.m.	7 a.m.	7 p.m.	8 a.m.	8 p.m.	9 a.m.	9 p.m.	10 a.m.	10 p.m.	11 a.m.
7	f	298462	No Abnormalities Detected		X	X	X	X	X	X	X	X	X	X	X
		298463	No Abnormalities Detected		X	X	X	X	X	X	X	X	X	X	X
		298464	No Abnormalities Detected		X	X	X	X	X	X	X	X	X	X	X
			Fur, Hair Loss	Forelimbs, both	.	.	.	.	.	.	.	.	.	.	.
			Fur, Hair Loss	Thorax, ventral middle	.	.	.	.	.	.	.	.	.	.	.
			Fur, Hair Loss	Abdomen, mid	.	.	.	.	.	.	.	.	.	.	.
		298465	No Abnormalities Detected		X	X	X	X	X	X	X	X	X	X	X
		298466	No Abnormalities Detected		X	X	X	X	X	X	X	X	X	X	X
			Fur, Hair Loss	Hindlimb, right	.	.	.	.	.	.	.	.	.	.	.
			Fur, Hair Loss	Forelimbs, both	.	.	.	.	.	.	.	.	.	.	.
			Fur, Hair Loss	Thorax, ventral middle	.	.	.	.	.	.	.	.	.	.	.
			Fur, Hair Loss	Thorax, ventral right	.	.	.	.	.	.	.	.	.	.	.
			Fur, Hair Loss	Abdomen, right	.	.	.	.	.	.	.	.	.	.	.
		298467	No Abnormalities Detected		X	X	X	X	X	X	X	X	X	X	X
		298468	No Abnormalities Detected		X	X	X	X	X	X	X	X	X	X	X
			Fur, Hair Loss	Forelimb, right	.	.	.	.	.	.	.	.	.	.	.
			Fur, Hair Loss	Hindlimb, right	.	.	.	.	.	.	.	.	.	.	.
			Fur, Hair Loss	Ventral surface, entire	.	.	.	.	.	.	.	.	.	.	.
		298511	No Abnormalities Detected		X	X	X	X	X	X	X	X	X	X	X

Severity Codes: X = Present

Group 7 - Sieved Soil, Lot HS15040110, 0.01 ppm

Table 10: Individual Observations (continued)

031705 - Main Study: Foster AFB : Fourteen-Day Diet Mix of Soil and Soil Extracts in Mice

Day numbers relative to Start Date

Group	Sex	Animal	Clinical Sign	Site	11 p.m.	12 a.m.	12 p.m.	13 a.m.	13 p.m.	14 a.m.	14 p.m.	15 a.m.
7	f	298462	No Abnormalities Detected		X	X	X	X	X	X	X	X
		298463	No Abnormalities Detected		X	X	X	X	X	X	X	X
		298464	No Abnormalities Detected		X	X	X	X	X	X	X	X
			Fur, Hair Loss	Forelimbs, both	.	.	.	.	.	.	.	.
			Fur, Hair Loss	Thorax, ventral middle	.	.	.	.	.	.	.	.
			Fur, Hair Loss	Abdomen, mid	.	.	.	.	.	.	.	.
		298465	No Abnormalities Detected		X	X	X	X	X	X	X	X
		298466	No Abnormalities Detected		X	X	X	X	X	X	X	X
			Fur, Hair Loss	Hindlimb, right	.	.	.	.	.	.	.	.
			Fur, Hair Loss	Forelimbs, both	.	.	.	.	.	.	.	.
			Fur, Hair Loss	Thorax, ventral middle	.	.	.	.	.	.	.	.
			Fur, Hair Loss	Thorax, ventral right	.	.	.	.	.	.	.	.
			Fur, Hair Loss	Abdomen, right	.	.	.	.	.	.	.	.
		298467	No Abnormalities Detected		X	X	X	X	X	X	X	X
		298468	No Abnormalities Detected		X	X	X	X	X	X	X	X
			Fur, Hair Loss	Forelimb, right	.	.	.	.	.	.	.	.
			Fur, Hair Loss	Hindlimb, right	.	.	.	.	.	.	.	.
			Fur, Hair Loss	Ventral surface, entire	.	.	.	.	.	.	.	.
		298511	No Abnormalities Detected		X	X	X	X	X	X	X	X

Severity Codes: X = Present

Group 7 - Sieved Soil, Lot HS15040110, 0.01 ppm

Table 10: Individual Observations (continued)

031705 - Main Study: Foster AFB : Fourteen-Day Diet Mix of Soil and Soil Extracts in Mice

Day numbers relative to Start Date

Group	Sex	Animal	Clinical Sign	Site	-22 a.m.	-22 DCO	-22 p.m.	-21 a.m.	-21 p.m.	-20 a.m.	-20 p.m.	-19 a.m.	-19 p.m.	-18 a.m.	-18 p.m.
8	f	298470	No Abnormalities Detected		X	X	X	X	X	X	X	X	X	X	X
		298471	No Abnormalities Detected		X	X	X	X	X	X	X	X	X	X	X
		298472	No Abnormalities Detected		X	X	X	X	X	X	X	X	X	X	X
		298473	No Abnormalities Detected		X	X	X	X	X	X	X	X	X	X	X
		298474	No Abnormalities Detected		X	X	X	X	X	X	X	X	X	X	X
		298475	No Abnormalities Detected		X	.	X	X	X	X	X	X	X	X	X
			Fur, Hair Loss	Forelimb, right	.	X	.	.	.	.	.	.	.	.	.
		298476	No Abnormalities Detected		X	X	X	X	X	X	X	X	X	X	X
		298477	No Abnormalities Detected		X	.	X	X	X	X	X	X	X	X	X
			Fur, Hair Loss	Ventral surface, entire	.	X	.	.	.	.	.	.	.	.	.

Group	Sex	Animal	Clinical Sign	Site	-17 a.m.	-17 p.m.	-16 a.m.	-16 p.m.	-15 a.m.	-15 p.m.	-14 a.m.	-14 p.m.	-13 a.m.	-13 p.m.	-12 a.m.
8	f	298470	No Abnormalities Detected		X	X	X	X	X	X	X	X	X	X	X
		298471	No Abnormalities Detected		X	X	X	X	X	X	X	X	X	X	X
		298472	No Abnormalities Detected		X	X	X	X	X	X	X	X	X	X	X
		298473	No Abnormalities Detected		X	X	X	X	X	X	X	X	X	X	X
		298474	No Abnormalities Detected		X	X	X	X	X	X	X	X	X	X	X
		298475	No Abnormalities Detected		X	X	X	X	X	X	X	X	X	X	X
			Fur, Hair Loss	Forelimb, right	.	.	.	.	.	.	.	.	.	.	.
		298476	No Abnormalities Detected		X	X	X	X	X	X	X	X	X	X	X
		298477	No Abnormalities Detected		X	X	X	X	X	X	X	X	X	X	X
			Fur, Hair Loss	Ventral surface, entire	.	.	.	.	.	.	.	.	.	.	.

Severity Codes: X = Present

Group 8 - Extract of Group 3 Sieved Soil, Lot FAFB-G1, 0.22 ppm

Table 10: Individual Observations (continued)

031705 - Main Study: Foster AFB : Fourteen-Day Diet Mix of Soil and Soil Extracts in Mice

Day numbers relative to Start Date

Group	Sex	Animal	Clinical Sign	Site	-12 p.m.	-11 a.m.	-11 p.m.	-10 a.m.	-10 p.m.	-9 a.m.	-9 p.m.	-8 a.m.	-8 p.m.	-7 a.m.	-7 p.m.
8	f	298470	No Abnormalities Detected		X	X	X	X	X	X	X	X	X	X	X
		298471	No Abnormalities Detected		X	X	X	X	X	X	X	X	X	X	X
		298472	No Abnormalities Detected		X	X	X	X	X	X	X	X	X	X	X
		298473	No Abnormalities Detected		X	X	X	X	X	X	X	X	X	X	X
		298474	No Abnormalities Detected		X	X	X	X	X	X	X	X	X	X	X
		298475	No Abnormalities Detected		X	X	X	X	X	X	X	X	X	X	X
			Fur, Hair Loss	Forelimb, right	.	.	.	.	.	.	.	.	.	.	.
		298476	No Abnormalities Detected		X	X	X	X	X	X	X	X	X	X	X
		298477	No Abnormalities Detected		X	X	X	X	X	X	X	X	X	X	X
			Fur, Hair Loss	Ventral surface, entire	.	.	.	.	.	.	.	.	.	.	.

Group	Sex	Animal	Clinical Sign	Site	-6 a.m.	-6 p.m.	-5 a.m.	-5 p.m.	-4 a.m.	-4 p.m.	-3 a.m.	-3 p.m.	-2 a.m.	-2 p.m.	-1 a.m.
8	f	298470	No Abnormalities Detected		X	X	X	X	X	X	X	X	X	X	X
		298471	No Abnormalities Detected		X	X	X	X	X	X	X	X	X	X	X
		298472	No Abnormalities Detected		X	X	X	X	X	X	X	X	X	X	X
		298473	No Abnormalities Detected		X	X	X	X	X	X	X	X	X	X	X
		298474	No Abnormalities Detected		X	X	X	X	X	X	X	X	X	X	X
		298475	No Abnormalities Detected		X	X	X	X	X	X	X	X	X	X	X
			Fur, Hair Loss	Forelimb, right	.	.	.	.	.	.	.	.	.	.	.
		298476	No Abnormalities Detected		X	X	X	X	X	X	X	X	X	X	X
		298477	No Abnormalities Detected		X	X	X	X	X	X	X	X	X	X	X
			Fur, Hair Loss	Ventral surface, entire	.	.	.	.	.	.	.	.	.	.	.

Severity Codes: X = Present

Group 8 - Extract of Group 3 Sieved Soil, Lot FAFB-G1, 0.22 ppm

Table 10: Individual Observations (continued)

031705 - Main Study: Foster AFB : Fourteen-Day Diet Mix of Soil and Soil Extracts in Mice

Day numbers relative to Start Date

Group	Sex	Animal	Clinical Sign	Site	-1 p.m.	1 a.m.	1 p.m.	2 a.m.	2 p.m.	3 a.m.	3 p.m.	4 a.m.	4 p.m.	5 a.m.	5 p.m.
8	f	298470	No Abnormalities Detected		X	X	X	X	X	X	X	X	X	X	X
		298471	No Abnormalities Detected		X	X	X	X	X	X	X	X	X	X	X
		298472	No Abnormalities Detected		X	X	X	X	X	X	X	X	X	X	X
		298473	No Abnormalities Detected		X	X	X	X	X	X	X	X	X	X	X
		298474	No Abnormalities Detected		X	X	X	X	X	X	X	X	X	X	X
		298475	No Abnormalities Detected		X	X	X	X	X	X	X	X	X	X	X
			Fur, Hair Loss	Forelimb, right	.	.	.	.	.	.	.	.	.	.	.
		298476	No Abnormalities Detected		X	X	X	X	X	X	X	X	X	X	X
		298477	No Abnormalities Detected		X	X	X	X	X	X	X	X	X	X	X
			Fur, Hair Loss	Ventral surface, entire	.	.	.	.	.	.	.	.	.	.	.

Group	Sex	Animal	Clinical Sign	Site	6 a.m.	6 p.m.	7 a.m.	7 p.m.	8 a.m.	8 p.m.	9 a.m.	9 p.m.	10 a.m.	10 p.m.	11 a.m.
8	f	298470	No Abnormalities Detected		X	X	X	X	X	X	X	X	X	X	X
		298471	No Abnormalities Detected		X	X	X	X	X	X	X	X	X	X	X
		298472	No Abnormalities Detected		X	X	X	X	X	X	X	X	X	X	X
		298473	No Abnormalities Detected		X	X	X	X	X	X	X	X	X	X	X
		298474	No Abnormalities Detected		X	X	X	X	X	X	X	X	X	X	X
		298475	No Abnormalities Detected		X	X	X	X	X	X	X	X	X	X	X
			Fur, Hair Loss	Forelimb, right	.	.	.	.	.	.	.	.	.	.	.
		298476	No Abnormalities Detected		X	X	X	X	X	X	X	X	X	X	X
		298477	No Abnormalities Detected		X	X	X	X	X	X	X	X	X	X	X
			Fur, Hair Loss	Ventral surface, entire	.	.	.	.	.	.	.	.	.	.	.

Severity Codes: X = Present

Group 8 - Extract of Group 3 Sieved Soil, Lot FAFB-G1, 0.22 ppm

Table 10: Individual Observations (continued)

031705 - Main Study: Foster AFB : Fourteen-Day Diet Mix of Soil and Soil Extracts in Mice

Day numbers relative to Start Date

Group	Sex	Animal	Clinical Sign	Site	11 p.m.	12 a.m.	12 p.m.	13 a.m.	13 p.m.	14 a.m.	14 p.m.	15 a.m.
8	f	298470	No Abnormalities Detected		X	X	X	X	X	X	X	X
		298471	No Abnormalities Detected		X	X	X	X	X	X	X	X
		298472	No Abnormalities Detected		X	X	X	X	X	X	X	X
		298473	No Abnormalities Detected		X	X	X	X	X	X	X	X
		298474	No Abnormalities Detected		X	X	X	X	X	X	X	X
		298475	No Abnormalities Detected		X	X	X	X	X	X	X	X
			Fur, Hair Loss	Forelimb, right	.	.	.	.	.	.	.	.
		298476	No Abnormalities Detected		X	X	X	X	X	X	X	X
		298477	No Abnormalities Detected		X	X	X	X	X	X	X	X
			Fur, Hair Loss	Ventral surface, entire	.	.	.	.	.	.	.	.

Severity Codes: X = Present

Group 8 - Extract of Group 3 Sieved Soil, Lot FAFB-G1, 0.22 ppm

Table 10: Individual Observations (continued)

031705 - Main Study: Foster AFB : Fourteen-Day Diet Mix of Soil and Soil Extracts in Mice

Day numbers relative to Start Date

Group	Sex	Animal	Clinical Sign	Site	-22 a.m.	-22 DCO	-22 p.m.	-21 a.m.	-21 p.m.	-20 a.m.	-20 p.m.	-19 a.m.	-19 p.m.	-18 a.m.	-18 p.m.
9	f	298478	No Abnormalities Detected		X	X	X	X	X	X	X	X	X	X	X
		298479	No Abnormalities Detected		X	X	X	X	X	X	X	X	X	X	X
		298480	No Abnormalities Detected		X	X	X	X	X	X	X	X	X	X	X
		298481	No Abnormalities Detected		X	.	X	X	X	X	X	X	X	X	X
			Fur, Hair Loss	Thorax, ventral middle	.	X	.	.	.	.	.	.	.	.	.
		298482	No Abnormalities Detected		X	.	X	X	X	X	X	X	X	X	X
			Fur, Hair Loss	Hindlimb, right	.	X	.	.	.	.	.	.	.	.	.
			Fur, Hair Loss	Forelimbs, both	.	X	.	.	.	.	.	.	.	.	.
			Fur, Hair Loss	Thorax, ventral left	.	X	.	.	.	.	.	.	.	.	.
			Fur, Hair Loss	Thorax, ventral middle	.	X	.	.	.	.	.	.	.	.	.
			Fur, Hair Loss	Abdomen, right	.	X	.	.	.	.	.	.	.	.	.
		298483	No Abnormalities Detected		X	.	X	X	X	X	X	X	X	X	X
			Fur, Hair Loss	Ventral surface, entire	.	X	.	.	.	.	.	.	.	.	.
		298484	No Abnormalities Detected		X	.	X	X	X	X	X	X	X	X	X
			Fur, Hair Loss	Forelimb, left	.	X	.	.	.	.	.	.	.	.	.
			Fur, Hair Loss	Ventral surface, entire	.	X	.	.	.	.	.	.	.	.	.
		298485	No Abnormalities Detected		X	X	X	X	X	X	X	X	X	X	X

Severity Codes: X = Present

Group 9 - Extract of Group 4 Sieved Soil, Lot FAFB-G2, 9.17 ppm

Table 10: Individual Observations (continued)

031705 - Main Study: Foster AFB : Fourteen-Day Diet Mix of Soil and Soil Extracts in Mice

Day numbers relative to Start Date

Group	Sex	Animal	Clinical Sign	Site	-17 a.m.	-17 p.m.	-16 a.m.	-16 p.m.	-15 a.m.	-15 p.m.	-14 a.m.	-14 p.m.	-13 a.m.	-13 p.m.	-12 a.m.
9	f	298478	No Abnormalities Detected		X	X	X	X	X	X	X	X	X	X	X
		298479	No Abnormalities Detected		X	X	X	X	X	X	X	X	X	X	X
		298480	No Abnormalities Detected		X	X	X	X	X	X	X	X	X	X	X
		298481	No Abnormalities Detected		X	X	X	X	X	X	X	X	X	X	X
			Fur, Hair Loss	Thorax, ventral middle	.	.	.	.	.	.	.	.	.	.	.
		298482	No Abnormalities Detected		X	X	X	X	X	X	X	X	X	X	X
			Fur, Hair Loss	Hindlimb, right	.	.	.	.	.	.	.	.	.	.	.
			Fur, Hair Loss	Forelimbs, both	.	.	.	.	.	.	.	.	.	.	.
			Fur, Hair Loss	Thorax, ventral left	.	.	.	.	.	.	.	.	.	.	.
			Fur, Hair Loss	Thorax, ventral middle	.	.	.	.	.	.	.	.	.	.	.
			Fur, Hair Loss	Abdomen, right	.	.	.	.	.	.	.	.	.	.	.
		298483	No Abnormalities Detected		X	X	X	X	X	X	X	X	X	X	X
			Fur, Hair Loss	Ventral surface, entire	.	.	.	.	.	.	.	.	.	.	.
		298484	No Abnormalities Detected		X	X	X	X	X	X	X	X	X	X	X
			Fur, Hair Loss	Forelimb, left	.	.	.	.	.	.	.	.	.	.	.
			Fur, Hair Loss	Ventral surface, entire	.	.	.	.	.	.	.	.	.	.	.
		298485	No Abnormalities Detected		X	X	X	X	X	X	X	X	X	X	X

Severity Codes: X = Present

Group 9 - Extract of Group 4 Sieved Soil, Lot FAFB-G2, 9.17 ppm

Table 10: Individual Observations (continued)

031705 - Main Study: Foster AFB : Fourteen-Day Diet Mix of Soil and Soil Extracts in Mice

Day numbers relative to Start Date

Group	Sex	Animal	Clinical Sign	Site	-12 p.m.	-11 a.m.	-11 p.m.	-10 a.m.	-10 p.m.	-9 a.m.	-9 p.m.	-8 a.m.	-8 p.m.	-7 a.m.	-7 p.m.
9	f	298478	No Abnormalities Detected		X	X	X	X	X	X	X	X	X	X	X
		298479	No Abnormalities Detected		X	X	X	X	X	X	X	X	X	X	X
		298480	No Abnormalities Detected		X	X	X	X	X	X	X	X	X	X	X
		298481	No Abnormalities Detected		X	X	X	X	X	X	X	X	X	X	X
			Fur, Hair Loss	Thorax, ventral middle	.	.	.	.	.	.	.	.	.	.	.
		298482	No Abnormalities Detected		X	X	X	X	X	X	X	X	X	X	X
			Fur, Hair Loss	Hindlimb, right	.	.	.	.	.	.	.	.	.	.	.
			Fur, Hair Loss	Forelimbs, both	.	.	.	.	.	.	.	.	.	.	.
			Fur, Hair Loss	Thorax, ventral left	.	.	.	.	.	.	.	.	.	.	.
			Fur, Hair Loss	Thorax, ventral middle	.	.	.	.	.	.	.	.	.	.	.
			Fur, Hair Loss	Abdomen, right	.	.	.	.	.	.	.	.	.	.	.
		298483	No Abnormalities Detected		X	X	X	X	X	X	X	X	X	X	X
			Fur, Hair Loss	Ventral surface, entire	.	.	.	.	.	.	.	.	.	.	.
		298484	No Abnormalities Detected		X	X	X	X	X	X	X	X	X	X	X
			Fur, Hair Loss	Forelimb, left	.	.	.	.	.	.	.	.	.	.	.
			Fur, Hair Loss	Ventral surface, entire	.	.	.	.	.	.	.	.	.	.	.
		298485	No Abnormalities Detected		X	X	X	X	X	X	X	X	X	X	X

Severity Codes: X = Present

Group 9 - Extract of Group 4 Sieved Soil, Lot FAFB-G2, 9.17 ppm

Table 10: Individual Observations (continued)

031705 - Main Study: Foster AFB : Fourteen-Day Diet Mix of Soil and Soil Extracts in Mice

Day numbers relative to Start Date

Group	Sex	Animal	Clinical Sign	Site	-6 a.m.	-6 p.m.	-5 a.m.	-5 p.m.	-4 a.m.	-4 p.m.	-3 a.m.	-3 p.m.	-2 a.m.	-2 p.m.	-1 a.m.
9	f	298478	No Abnormalities Detected		X	X	X	X	X	X	X	X	X	X	X
		298479	No Abnormalities Detected		X	X	X	X	X	X	X	X	X	X	X
		298480	No Abnormalities Detected		X	X	X	X	X	X	X	X	X	X	X
		298481	No Abnormalities Detected		X	X	X	X	X	X	X	X	X	X	X
			Fur, Hair Loss	Thorax, ventral middle	.	.	.	.	.	.	.	.	.	.	.
		298482	No Abnormalities Detected		X	X	X	X	X	X	X	X	X	X	X
			Fur, Hair Loss	Hindlimb, right	.	.	.	.	.	.	.	.	.	.	.
			Fur, Hair Loss	Forelimbs, both	.	.	.	.	.	.	.	.	.	.	.
			Fur, Hair Loss	Thorax, ventral left	.	.	.	.	.	.	.	.	.	.	.
			Fur, Hair Loss	Thorax, ventral middle	.	.	.	.	.	.	.	.	.	.	.
			Fur, Hair Loss	Abdomen, right	.	.	.	.	.	.	.	.	.	.	.
		298483	No Abnormalities Detected		X	X	X	X	X	X	X	X	X	X	X
			Fur, Hair Loss	Ventral surface, entire	.	.	.	.	.	.	.	.	.	.	.
		298484	No Abnormalities Detected		X	X	X	X	X	X	X	X	X	X	X
			Fur, Hair Loss	Forelimb, left	.	.	.	.	.	.	.	.	.	.	.
			Fur, Hair Loss	Ventral surface, entire	.	.	.	.	.	.	.	.	.	.	.
		298485	No Abnormalities Detected		X	X	X	X	X	X	X	X	X	X	X

Severity Codes: X = Present

Group 9 - Extract of Group 4 Sieved Soil, Lot FAFB-G2, 9.17 ppm

Table 10: Individual Observations (continued)

031705 - Main Study: Foster AFB : Fourteen-Day Diet Mix of Soil and Soil Extracts in Mice

Day numbers relative to Start Date

Group	Sex	Animal	Clinical Sign	Site	-1 p.m.	1 a.m.	1 p.m.	2 a.m.	2 p.m.	3 a.m.	3 p.m.	4 a.m.	4 p.m.	5 a.m.	5 p.m.
9	f	298478	No Abnormalities Detected		X	X	X	X	X	X	X	X	X	X	X
		298479	No Abnormalities Detected		X	X	X	X	X	X	X	X	X	X	X
		298480	No Abnormalities Detected		X	X	X	X	X	X	X	X	X	X	X
		298481	No Abnormalities Detected		X	X	X	X	X	X	X	X	X	X	X
			Fur, Hair Loss	Thorax, ventral middle	.	.	.	.	.	.	.	.	.	.	.
		298482	No Abnormalities Detected		X	X	X	X	X	X	X	X	X	X	X
			Fur, Hair Loss	Hindlimb, right	.	.	.	.	.	.	.	.	.	.	.
			Fur, Hair Loss	Forelimbs, both	.	.	.	.	.	.	.	.	.	.	.
			Fur, Hair Loss	Thorax, ventral left	.	.	.	.	.	.	.	.	.	.	.
			Fur, Hair Loss	Thorax, ventral middle	.	.	.	.	.	.	.	.	.	.	.
			Fur, Hair Loss	Abdomen, right	.	.	.	.	.	.	.	.	.	.	.
		298483	No Abnormalities Detected		X	X	X	X	X	X	X	X	X	X	X
			Fur, Hair Loss	Ventral surface, entire	.	.	.	.	.	.	.	.	.	.	.
		298484	No Abnormalities Detected		X	X	X	X	X	X	X	X	X	X	X
			Fur, Hair Loss	Forelimb, left	.	.	.	.	.	.	.	.	.	.	.
			Fur, Hair Loss	Ventral surface, entire	.	.	.	.	.	.	.	.	.	.	.
		298485	No Abnormalities Detected		X	X	X	X	X	X	X	X	X	X	X

Severity Codes: X = Present

Group 9 - Extract of Group 4 Sieved Soil, Lot FAFB-G2, 9.17 ppm

Table 10: Individual Observations (continued)

031705 - Main Study: Foster AFB : Fourteen-Day Diet Mix of Soil and Soil Extracts in Mice

Day numbers relative to Start Date

Group	Sex	Animal	Clinical Sign	Site	6 a.m.	6 p.m.	7 a.m.	7 p.m.	8 a.m.	8 p.m.	9 a.m.	9 p.m.	10 a.m.	10 p.m.	11 a.m.
9	f	298478	No Abnormalities Detected		X	X	X	X	X	X	X	X	X	X	X
		298479	No Abnormalities Detected		X	X	X	X	X	X	X	X	X	X	X
		298480	No Abnormalities Detected		X	X	X	X	X	X	X	X	X	X	X
		298481	No Abnormalities Detected		X	X	X	X	X	X	X	X	X	X	X
			Fur, Hair Loss	Thorax, ventral middle	.	.	.	.	.	.	.	.	.	.	.
		298482	No Abnormalities Detected		X	X	X	X	X	X	X	X	X	X	X
			Fur, Hair Loss	Hindlimb, right	.	.	.	.	.	.	.	.	.	.	.
			Fur, Hair Loss	Forelimbs, both	.	.	.	.	.	.	.	.	.	.	.
			Fur, Hair Loss	Thorax, ventral left	.	.	.	.	.	.	.	.	.	.	.
			Fur, Hair Loss	Thorax, ventral middle	.	.	.	.	.	.	.	.	.	.	.
			Fur, Hair Loss	Abdomen, right	.	.	.	.	.	.	.	.	.	.	.
		298483	No Abnormalities Detected		X	X	X	X	X	X	X	X	X	X	X
			Fur, Hair Loss	Ventral surface, entire	.	.	.	.	.	.	.	.	.	.	.
		298484	No Abnormalities Detected		X	X	X	X	X	X	X	X	X	X	X
			Fur, Hair Loss	Forelimb, left	.	.	.	.	.	.	.	.	.	.	.
			Fur, Hair Loss	Ventral surface, entire	.	.	.	.	.	.	.	.	.	.	.
		298485	No Abnormalities Detected		X	X	X	X	X	X	X	X	X	X	X

Severity Codes: X = Present

Group 9 - Extract of Group 4 Sieved Soil, Lot FAFB-G2, 9.17 ppm

Table 10: Individual Observations (continued)

031705 - Main Study: Foster AFB : Fourteen-Day Diet Mix of Soil and Soil Extracts in Mice

Day numbers relative to Start Date

Group	Sex	Animal	Clinical Sign	Site	11 p.m.	12 a.m.	12 p.m.	13 a.m.	13 p.m.	14 a.m.	14 p.m.	15 a.m.
9	f	298478	No Abnormalities Detected		X	X	X	X	X	X	X	X
		298479	No Abnormalities Detected		X	X	X	X	X	X	X	X
		298480	No Abnormalities Detected		X	X	X	X	X	X	X	X
		298481	No Abnormalities Detected		X	X	X	X	X	X	X	X
			Fur, Hair Loss	Thorax, ventral middle	.	.	.	.	.	.	.	.
		298482	No Abnormalities Detected		X	X	X	X	X	X	X	X
			Fur, Hair Loss	Hindlimb, right	.	.	.	.	.	.	.	.
			Fur, Hair Loss	Forelimbs, both	.	.	.	.	.	.	.	.
			Fur, Hair Loss	Thorax, ventral left	.	.	.	.	.	.	.	.
			Fur, Hair Loss	Thorax, ventral middle	.	.	.	.	.	.	.	.
			Fur, Hair Loss	Abdomen, right	.	.	.	.	.	.	.	.
		298483	No Abnormalities Detected		X	X	X	X	X	X	X	X
			Fur, Hair Loss	Ventral surface, entire	.	.	.	.	.	.	.	.
		298484	No Abnormalities Detected		X	X	X	X	X	X	X	X
			Fur, Hair Loss	Forelimb, left	.	.	.	.	.	.	.	.
			Fur, Hair Loss	Ventral surface, entire	.	.	.	.	.	.	.	.
		298485	No Abnormalities Detected		X	X	X	X	X	X	X	X

Severity Codes: X = Present

Group 9 - Extract of Group 4 Sieved Soil, Lot FAFB-G2, 9.17 ppm

Table 10: Individual Observations (continued)

031705 - Main Study: Foster AFB : Fourteen-Day Diet Mix of Soil and Soil Extracts in Mice

Day numbers relative to Start Date

Group	Sex	Animal	Clinical Sign	Site	-22 a.m.	-22 DCO	-22 p.m.	-21 a.m.	-21 p.m.	-20 a.m.	-20 p.m.	-19 a.m.	-19 p.m.	-18 a.m.	-18 p.m.
10	f	298486	No Abnormalities Detected		X	X	X	X	X	X	X	X	X	X	X
		298487	No Abnormalities Detected		X	.	X	X	X	X	X	X	X	X	X
			Fur, Hair Loss	Forelimbs, both	.	X	.	.	.	.	.	.	.	.	.
		298488	No Abnormalities Detected		X	X	X	X	X	X	X	X	X	X	X
		298489	No Abnormalities Detected		X	.	X	X	X	X	X	X	X	X	X
			Fur, Hair Loss	Ventral surface, entire	.	X	.	.	.	.	.	.	.	.	.
			Fur, Hair Loss	Forelimbs, both	.	X	.	.	.	.	.	.	.	.	.
		298490	No Abnormalities Detected		X	X	X	X	X	X	X	X	X	X	X
		298491	No Abnormalities Detected		X	.	X	X	X	X	X	X	X	X	X
			Fur, Hair Loss	Forelimbs, both	.	X	.	.	.	.	.	.	.	.	.
			Fur, Hair Loss	Thorax, ventral middle	.	X	.	.	.	.	.	.	.	.	.
		298492	No Abnormalities Detected		X	X	X	X	X	X	X	X	X	X	X
		298493	No Abnormalities Detected		X	X	X	X	X	X	X	X	X	X	X

Group	Sex	Animal	Clinical Sign	Site	-17 a.m.	-17 p.m.	-16 a.m.	-16 p.m.	-15 a.m.	-15 p.m.	-14 a.m.	-14 p.m.	-13 a.m.	-13 p.m.	-12 a.m.
10	f	298486	No Abnormalities Detected		X	X	X	X	X	X	X	X	X	X	X
		298487	No Abnormalities Detected		X	X	X	X	X	X	X	X	X	X	X
			Fur, Hair Loss	Forelimbs, both	.	.	.	.	.	.	.	.	.	.	.
		298488	No Abnormalities Detected		X	X	X	X	X	X	X	X	X	X	X
		298489	No Abnormalities Detected		X	X	X	X	X	X	X	X	X	X	X
			Fur, Hair Loss	Ventral surface, entire	.	.	.	.	.	.	.	.	.	.	.
			Fur, Hair Loss	Forelimbs, both	.	.	.	.	.	.	.	.	.	.	.
		298490	No Abnormalities Detected		X	X	X	X	X	X	X	X	X	X	X
		298491	No Abnormalities Detected		X	X	X	X	X	X	X	X	X	X	X
			Fur, Hair Loss	Forelimbs, both	.	.	.	.	.	.	.	.	.	.	.
			Fur, Hair Loss	Thorax, ventral middle	.	.	.	.	.	.	.	.	.	.	.
		298492	No Abnormalities Detected		X	X	X	X	X	X	X	X	X	X	X
		298493	No Abnormalities Detected		X	X	X	X	X	X	X	X	X	X	X

Severity Codes: X = Present

Group 10 - Extract of Group 5 Sieved Soil, Lot FAFB-G3, 1.58 ppm

Table 10: Individual Observations (continued)

031705 - Main Study: Foster AFB : Fourteen-Day Diet Mix of Soil and Soil Extracts in Mice

Day numbers relative to Start Date

Group	Sex	Animal	Clinical Sign	Site	-12 p.m.	-11 a.m.	-11 p.m.	-10 a.m.	-10 p.m.	-9 a.m.	-9 p.m.	-8 a.m.	-8 p.m.	-7 a.m.	-7 p.m.
10	f	298486	No Abnormalities Detected		X	X	X	X	X	X	X	X	X	X	X
		298487	No Abnormalities Detected		X	X	X	X	X	X	X	X	X	X	X
			Fur, Hair Loss	Forelimbs, both	.	.	.	.	.	.	.	.	.	.	.
		298488	No Abnormalities Detected		X	X	X	X	X	X	X	X	X	X	X
		298489	No Abnormalities Detected		X	X	X	X	X	X	X	X	X	X	X
			Fur, Hair Loss	Ventral surface, entire	.	.	.	.	.	.	.	.	.	.	.
			Fur, Hair Loss	Forelimbs, both	.	.	.	.	.	.	.	.	.	.	.
		298490	No Abnormalities Detected		X	X	X	X	X	X	X	X	X	X	X
		298491	No Abnormalities Detected		X	X	X	X	X	X	X	X	X	X	X
			Fur, Hair Loss	Forelimbs, both	.	.	.	.	.	.	.	.	.	.	.
			Fur, Hair Loss	Thorax, ventral middle	.	.	.	.	.	.	.	.	.	.	.
		298492	No Abnormalities Detected		X	X	X	X	X	X	X	X	X	X	X
		298493	No Abnormalities Detected		X	X	X	X	X	X	X	X	X	X	X

Group	Sex	Animal	Clinical Sign	Site	-6 a.m.	-6 p.m.	-5 a.m.	-5 p.m.	-4 a.m.	-4 p.m.	-3 a.m.	-3 p.m.	-2 a.m.	-2 p.m.	-1 a.m.
10	f	298486	No Abnormalities Detected		X	X	X	X	X	X	X	X	X	X	X
		298487	No Abnormalities Detected		X	X	X	X	X	X	X	X	X	X	X
			Fur, Hair Loss	Forelimbs, both	.	.	.	.	.	.	.	.	.	.	.
		298488	No Abnormalities Detected		X	X	X	X	X	X	X	X	X	X	X
		298489	No Abnormalities Detected		X	X	X	X	X	X	X	X	X	X	X
			Fur, Hair Loss	Ventral surface, entire	.	.	.	.	.	.	.	.	.	.	.
			Fur, Hair Loss	Forelimbs, both	.	.	.	.	.	.	.	.	.	.	.
		298490	No Abnormalities Detected		X	X	X	X	X	X	X	X	X	X	X
		298491	No Abnormalities Detected		X	X	X	X	X	X	X	X	X	X	X
			Fur, Hair Loss	Forelimbs, both	.	.	.	.	.	.	.	.	.	.	.
			Fur, Hair Loss	Thorax, ventral middle	.	.	.	.	.	.	.	.	.	.	.
		298492	No Abnormalities Detected		X	X	X	X	X	X	X	X	X	X	X
		298493	No Abnormalities Detected		X	X	X	X	X	X	X	X	X	X	X

Severity Codes: X = Present

Group 10 - Extract of Group 5 Sieved Soil, Lot FAFB-G3, 1.58 ppm

Table 10: Individual Observations (continued)

031705 - Main Study: Foster AFB : Fourteen-Day Diet Mix of Soil and Soil Extracts in Mice

Day numbers relative to Start Date

Group	Sex	Animal	Clinical Sign	Site	-1 p.m.	1 a.m.	1 p.m.	2 a.m.	2 p.m.	3 a.m.	3 p.m.	4 a.m.	4 p.m.	5 a.m.	5 p.m.
10	f	298486	No Abnormalities Detected		X	X	X	X	X	X	X	X	X	X	X
		298487	No Abnormalities Detected		X	X	X	X	X	X	X	X	X	X	X
			Fur, Hair Loss	Forelimbs, both	.	.	.	.	.	.	.	.	.	.	.
		298488	No Abnormalities Detected		X	X	X	X	X	X	X	X	X	X	X
		298489	No Abnormalities Detected		X	X	X	X	X	X	X	X	X	X	X
			Fur, Hair Loss	Ventral surface, entire	.	.	.	.	.	.	.	.	.	.	.
			Fur, Hair Loss	Forelimbs, both	.	.	.	.	.	.	.	.	.	.	.
		298490	No Abnormalities Detected		X	X	X	X	X	X	X	X	X	X	X
		298491	No Abnormalities Detected		X	X	X	X	X	X	X	X	X	X	X
			Fur, Hair Loss	Forelimbs, both	.	.	.	.	.	.	.	.	.	.	.
			Fur, Hair Loss	Thorax, ventral middle	.	.	.	.	.	.	.	.	.	.	.
		298492	No Abnormalities Detected		X	X	X	X	X	X	X	X	X	X	X
		298493	No Abnormalities Detected		X	X	X	X	X	X	X	X	X	X	X

Group	Sex	Animal	Clinical Sign	Site	6 a.m.	6 p.m.	7 a.m.	7 p.m.	8 a.m.	8 p.m.	9 a.m.	9 p.m.	10 a.m.	10 p.m.	11 a.m.
10	f	298486	No Abnormalities Detected		X	X	X	X	X	X	X	X	X	X	X
		298487	No Abnormalities Detected		X	X	X	X	X	X	X	X	X	X	X
			Fur, Hair Loss	Forelimbs, both	.	.	.	.	.	.	.	.	.	.	.
		298488	No Abnormalities Detected		X	X	X	X	X	X	X	X	X	X	X
		298489	No Abnormalities Detected		X	X	X	X	X	X	X	X	X	X	X
			Fur, Hair Loss	Ventral surface, entire	.	.	.	.	.	.	.	.	.	.	.
			Fur, Hair Loss	Forelimbs, both	.	.	.	.	.	.	.	.	.	.	.
		298490	No Abnormalities Detected		X	X	X	X	X	X	X	X	X	X	X
		298491	No Abnormalities Detected		X	X	X	X	X	X	X	X	X	X	X
			Fur, Hair Loss	Forelimbs, both	.	.	.	.	.	.	.	.	.	.	.
			Fur, Hair Loss	Thorax, ventral middle	.	.	.	.	.	.	.	.	.	.	.
		298492	No Abnormalities Detected		X	X	X	X	X	X	X	X	X	X	X
		298493	No Abnormalities Detected		X	X	X	X	X	X	X	X	X	X	X

Severity Codes: X = Present

Group 10 - Extract of Group 5 Sieved Soil, Lot FAFB-G3, 1.58 ppm

Table 10: Individual Observations (continued)

031705 - Main Study: Foster AFB : Fourteen-Day Diet Mix of Soil and Soil Extracts in Mice

Day numbers relative to Start Date

Group	Sex	Animal	Clinical Sign	Site	11 p.m.	12 a.m.	12 p.m.	13 a.m.	13 p.m.	14 a.m.	14 p.m.	15 a.m.
10	f	298486	No Abnormalities Detected		X	X	X	X	X	X	X	X
		298487	No Abnormalities Detected		X	X	X	X	X	X	X	X
			Fur, Hair Loss	Forelimbs, both	.	.	.	.	.	.	.	.
		298488	No Abnormalities Detected		X	X	X	X	X	X	X	X
		298489	No Abnormalities Detected		X	X	X	X	X	X	X	X
			Fur, Hair Loss	Ventral surface, entire	.	.	.	.	.	.	.	.
			Fur, Hair Loss	Forelimbs, both	.	.	.	.	.	.	.	.
		298490	No Abnormalities Detected		X	X	X	X	X	X	X	X
		298491	No Abnormalities Detected		X	X	X	X	X	X	X	X
			Fur, Hair Loss	Forelimbs, both	.	.	.	.	.	.	.	.
			Fur, Hair Loss	Thorax, ventral middle	.	.	.	.	.	.	.	.
		298492	No Abnormalities Detected		X	X	X	X	X	X	X	X
		298493	No Abnormalities Detected		X	X	X	X	X	X	X	X

Severity Codes: X = Present

Group 10 - Extract of Group 5 Sieved Soil, Lot FAFB-G3, 1.58 ppm

Table 10: Individual Observations (continued)

031705 - Main Study: Foster AFB : Fourteen-Day Diet Mix of Soil and Soil Extracts in Mice

Day numbers relative to Start Date

Group	Sex	Animal	Clinical Sign	Site	-22 a.m.	-22 DCO	-22 p.m.	-21 a.m.	-21 p.m.	-20 a.m.	-20 p.m.	-19 a.m.	-19 p.m.	-18 a.m.	-18 p.m.
11	f	298494	No Abnormalities Detected		X	X	X	X	X	X	X	X	X	X	X
		298510	No Abnormalities Detected		X	X	X	X	X	X	X	X	X	X	X
		298496	No Abnormalities Detected		X	.	X	X	X	X	X	X	X	X	X
			Fur, Hair Loss	Thorax, ventral middle	.	X	.	.	.	.	.	.	.	.	.
		298497	No Abnormalities Detected		X	X	X	X	X	X	X	X	X	X	X
		298498	No Abnormalities Detected		X	X	X	X	X	X	X	X	X	X	X
		298499	No Abnormalities Detected		X	.	X	X	X	X	X	X	X	X	X
			Fur, Hair Loss	Forelimbs, both	.	X	.	.	.	.	.	.	.	.	.
		298500	No Abnormalities Detected		X	X	X	X	X	X	X	X	X	X	X
		298501	No Abnormalities Detected		X	.	X	X	X	X	X	X	X	X	X
			Fur, Hair Loss	Forelimb, right	.	X	.	.	.	.	.	.	.	.	.
			Fur, Hair Loss	Thorax, ventral right	.	X	.	.	.	.	.	.	.	.	.

Group	Sex	Animal	Clinical Sign	Site	-17 a.m.	-17 p.m.	-16 a.m.	-16 p.m.	-15 a.m.	-15 p.m.	-14 a.m.	-14 p.m.	-13 a.m.	-13 p.m.	-12 a.m.
11	f	298494	No Abnormalities Detected		X	X	X	X	X	X	X	X	X	X	X
		298510	No Abnormalities Detected		X	X	X	X	X	X	X	X	X	X	X
		298496	No Abnormalities Detected		X	X	X	X	X	X	X	X	X	X	X
			Fur, Hair Loss	Thorax, ventral middle	.	.	.	.	.	.	.	.	.	.	.
		298497	No Abnormalities Detected		X	X	X	X	X	X	X	X	X	X	X
		298498	No Abnormalities Detected		X	X	X	X	X	X	X	X	X	X	X
		298499	No Abnormalities Detected		X	X	X	X	X	X	X	X	X	X	X
			Fur, Hair Loss	Forelimbs, both	.	.	.	.	.	.	.	.	.	.	.
		298500	No Abnormalities Detected		X	X	X	X	X	X	X	X	X	X	X
		298501	No Abnormalities Detected		X	X	X	X	X	X	X	X	X	X	X
			Fur, Hair Loss	Forelimb, right	.	.	.	.	.	.	.	.	.	.	.
			Fur, Hair Loss	Thorax, ventral right	.	.	.	.	.	.	.	.	.	.	.

Severity Codes: X = Present

Group 11 - Extract of Group 6 Sieved Soil, Lot FAFB-G4, 0.03 ppm

Table 10: Individual Observations (continued)

031705 - Main Study: Foster AFB : Fourteen-Day Diet Mix of Soil and Soil Extracts in Mice

Day numbers relative to Start Date

Group	Sex	Animal	Clinical Sign	Site	-12 p.m.	-11 a.m.	-11 p.m.	-10 a.m.	-10 p.m.	-9 a.m.	-9 p.m.	-8 a.m.	-8 p.m.	-7 a.m.	-7 p.m.
11	f	298494	No Abnormalities Detected		X	X	X	X	X	X	X	X	X	X	X
		298510	No Abnormalities Detected		X	X	X	X	X	X	X	X	X	X	X
		298496	No Abnormalities Detected		X	X	X	X	X	X	X	X	X	X	X
			Fur, Hair Loss	Thorax, ventral middle	.	.	.	.	.	.	.	.	.	.	.
		298497	No Abnormalities Detected		X	X	X	X	X	X	X	X	X	X	X
		298498	No Abnormalities Detected		X	X	X	X	X	X	X	X	X	X	X
		298499	No Abnormalities Detected		X	X	X	X	X	X	X	X	X	X	X
			Fur, Hair Loss	Forelimbs, both	.	.	.	.	.	.	.	.	.	.	.
		298500	No Abnormalities Detected		X	X	X	X	X	X	X	X	X	X	X
		298501	No Abnormalities Detected		X	X	X	X	X	X	X	X	X	X	X
			Fur, Hair Loss	Forelimb, right	.	.	.	.	.	.	.	.	.	.	.
			Fur, Hair Loss	Thorax, ventral right	.	.	.	.	.	.	.	.	.	.	.

Group	Sex	Animal	Clinical Sign	Site	-6 a.m.	-6 p.m.	-5 a.m.	-5 p.m.	-4 a.m.	-4 p.m.	-3 a.m.	-3 p.m.	-2 a.m.	-2 p.m.	-1 a.m.
11	f	298494	No Abnormalities Detected		X	X	X	X	X	X	X	X	X	X	X
		298510	No Abnormalities Detected		X	X	X	X	X	X	X	X	X	X	X
		298496	No Abnormalities Detected		X	X	X	X	X	X	X	X	X	X	X
			Fur, Hair Loss	Thorax, ventral middle	.	.	.	.	.	.	.	.	.	.	.
		298497	No Abnormalities Detected		X	X	X	X	X	X	X	X	X	X	X
		298498	No Abnormalities Detected		X	X	X	X	X	X	X	X	X	X	X
		298499	No Abnormalities Detected		X	X	X	X	X	X	X	X	X	X	X
			Fur, Hair Loss	Forelimbs, both	.	.	.	.	.	.	.	.	.	.	.
		298500	No Abnormalities Detected		X	X	X	X	X	X	X	X	X	X	X
		298501	No Abnormalities Detected		X	X	X	X	X	X	X	X	X	X	X
			Fur, Hair Loss	Forelimb, right	.	.	.	.	.	.	.	.	.	.	.
			Fur, Hair Loss	Thorax, ventral right	.	.	.	.	.	.	.	.	.	.	.

Severity Codes: X = Present

Group 11 - Extract of Group 6 Sieved Soil, Lot FAFB-G4, 0.03 ppm

Table 10: Individual Observations (continued)

031705 - Main Study: Foster AFB : Fourteen-Day Diet Mix of Soil and Soil Extracts in Mice

Day numbers relative to Start Date

Group	Sex	Animal	Clinical Sign	Site	-1 p.m.	1 a.m.	1 p.m.	2 a.m.	2 p.m.	3 a.m.	3 p.m.	4 a.m.	4 p.m.	5 a.m.	5 p.m.
11	f	298494	No Abnormalities Detected		X	X	X	X	X	X	X	X	X	X	X
		298510	No Abnormalities Detected		X	X	X	X	X	X	X	X	X	X	X
		298496	No Abnormalities Detected		X	X	X	X	X	X	X	X	X	X	X
			Fur, Hair Loss	Thorax, ventral middle	.	.	.	.	.	.	.	.	.	.	.
		298497	No Abnormalities Detected		X	X	X	X	X	X	X	X	X	X	X
		298498	No Abnormalities Detected		X	X	X	X	X	X	X	X	X	X	X
		298499	No Abnormalities Detected		X	X	X	X	X	X	X	X	X	X	X
			Fur, Hair Loss	Forelimbs, both	.	.	.	.	.	.	.	.	.	.	.
		298500	No Abnormalities Detected		X	X	X	X	X	X	X	X	X	X	X
		298501	No Abnormalities Detected		X	X	X	X	X	X	X	X	X	X	X
			Fur, Hair Loss	Forelimb, right	.	.	.	.	.	.	.	.	.	.	.
			Fur, Hair Loss	Thorax, ventral right	.	.	.	.	.	.	.	.	.	.	.

Group	Sex	Animal	Clinical Sign	Site	6 a.m.	6 p.m.	7 a.m.	7 p.m.	8 a.m.	8 p.m.	9 a.m.	9 p.m.	10 a.m.	10 p.m.	11 a.m.
11	f	298494	No Abnormalities Detected		X	X	X	X	X	X	X	X	X	X	X
		298510	No Abnormalities Detected		X	X	X	X	X	X	X	X	X	X	X
		298496	No Abnormalities Detected		X	X	X	X	X	X	X	X	X	X	X
			Fur, Hair Loss	Thorax, ventral middle	.	.	.	.	.	.	.	.	.	.	.
		298497	No Abnormalities Detected		X	X	X	X	X	X	X	X	X	X	X
		298498	No Abnormalities Detected		X	X	X	X	X	X	X	X	X	X	X
		298499	No Abnormalities Detected		X	X	X	X	X	X	X	X	X	X	X
			Fur, Hair Loss	Forelimbs, both	.	.	.	.	.	.	.	.	.	.	.
		298500	No Abnormalities Detected		X	X	X	X	X	X	X	X	X	X	X
		298501	No Abnormalities Detected		X	X	X	X	X	X	X	X	X	X	X
			Fur, Hair Loss	Forelimb, right	.	.	.	.	.	.	.	.	.	.	.
			Fur, Hair Loss	Thorax, ventral right	.	.	.	.	.	.	.	.	.	.	.

Severity Codes: X = Present

Group 11 - Extract of Group 6 Sieved Soil, Lot FAFB-G4, 0.03 ppm

Table 10: Individual Observations (continued)

031705 - Main Study: Foster AFB : Fourteen-Day Diet Mix of Soil and Soil Extracts in Mice

Day numbers relative to Start Date

Group	Sex	Animal	Clinical Sign	Site	11 p.m.	12 a.m.	12 p.m.	13 a.m.	13 p.m.	14 a.m.	14 p.m.	15 a.m.
11	f	298494	No Abnormalities Detected		X	X	X	X	X	X	X	X
		298510	No Abnormalities Detected		X	X	X	X	X	X	X	X
		298496	No Abnormalities Detected		X	X	X	X	X	X	X	X
			Fur, Hair Loss	Thorax, ventral middle	.	.	.	.	.	.	.	.
		298497	No Abnormalities Detected		X	X	X	X	X	X	X	X
		298498	No Abnormalities Detected		X	X	X	X	X	X	X	X
		298499	No Abnormalities Detected		X	X	X	X	X	X	X	X
			Fur, Hair Loss	Forelimbs, both	.	.	.	.	.	.	.	.
		298500	No Abnormalities Detected		X	X	X	X	X	X	X	X
		298501	No Abnormalities Detected		X	X	X	X	X	X	X	X
			Fur, Hair Loss	Forelimb, right	.	.	.	.	.	.	.	.
			Fur, Hair Loss	Thorax, ventral right	.	.	.	.	.	.	.	.

Severity Codes: X = Present

Group 11 - Extract of Group 6 Sieved Soil, Lot FAFB-G4, 0.03 ppm

Table 10: Individual Observations (continued)

031705 - Main Study: Foster AFB : Fourteen-Day Diet Mix of Soil and Soil Extracts in Mice

Day numbers relative to Start Date

Group	Sex	Animal	Clinical Sign	Site	-22 a.m.	-22 DCO	-22 p.m.	-21 a.m.	-21 p.m.	-20 a.m.	-20 p.m.	-19 a.m.	-19 p.m.	-18 a.m.	-18 p.m.
12	f	298502	No Abnormalities Detected		X	.	X	X	X	X	X	X	X	X	X
			Fur, Hair Loss	Forelimbs, both	.	X	.	.	.	.	.	.	.	.	.
			Fur, Hair Loss	Thorax, ventral left, mid, rig	.	X	.	.	.	.	.	.	.	.	.
		298503	No Abnormalities Detected		X	.	X	X	X	X	X	X	X	X	X
			Fur, Hair Loss	Thorax, ventral middle	.	X	.	.	.	.	.	.	.	.	.
			Fur, Hair Loss	Abdomen, mid	.	X	.	.	.	.	.	.	.	.	.
		298504	No Abnormalities Detected		X	.	X	X	X	X	X	X	X	X	X
			Fur, Hair Loss	Forelimbs, both	.	X	.	.	.	.	.	.	.	.	.
		298505	No Abnormalities Detected		X	X	X	X	X	X	X	X	X	X	X
		298506	No Abnormalities Detected		X	X	X	X	X	X	X	X	X	X	X
		298507	No Abnormalities Detected		X	X	X	X	X	X	X	X	X	X	X
		298508	No Abnormalities Detected		X	X	X	X	X	X	X	X	X	X	X
		298509	No Abnormalities Detected		X	X	X	X	X	X	X	X	X	X	X

Group	Sex	Animal	Clinical Sign	Site	-17 a.m.	-17 p.m.	-16 a.m.	-16 p.m.	-15 a.m.	-15 p.m.	-14 a.m.	-14 p.m.	-13 a.m.	-13 p.m.	-12 a.m.
12	f	298502	No Abnormalities Detected		X	X	X	X	X	X	X	X	X	X	X
			Fur, Hair Loss	Forelimbs, both	.	.	.	.	.	.	.	.	.	.	.
			Fur, Hair Loss	Thorax, ventral left, mid, rig	.	.	.	.	.	.	.	.	.	.	.
		298503	No Abnormalities Detected		X	X	X	X	X	X	X	X	X	X	X
			Fur, Hair Loss	Thorax, ventral middle	.	.	.	.	.	.	.	.	.	.	.
			Fur, Hair Loss	Abdomen, mid	.	.	.	.	.	.	.	.	.	.	.
		298504	No Abnormalities Detected		X	X	X	X	X	X	X	X	X	X	X
			Fur, Hair Loss	Forelimbs, both	.	.	.	.	.	.	.	.	.	.	.
		298505	No Abnormalities Detected		X	X	X	X	X	X	X	X	X	X	X
		298506	No Abnormalities Detected		X	X	X	X	X	X	X	X	X	X	X
		298507	No Abnormalities Detected		X	X	X	X	X	X	X	X	X	X	X
		298508	No Abnormalities Detected		X	X	X	X	X	X	X	X	X	X	X
		298509	No Abnormalities Detected		X	X	X	X	X	X	X	X	X	X	X

Severity Codes: X = Present

Group 12 - Extract of Group 7 Sieved Soil, 0.01 ppm

Table 10: Individual Observations (continued)

031705 - Main Study: Foster AFB : Fourteen-Day Diet Mix of Soil and Soil Extracts in Mice

Day numbers relative to Start Date

Group	Sex	Animal	Clinical Sign	Site	-12 p.m.	-11 a.m.	-11 p.m.	-10 a.m.	-10 p.m.	-9 a.m.	-9 p.m.	-8 a.m.	-8 p.m.	-7 a.m.	-7 p.m.
12	f	298502	No Abnormalities Detected		X	X	X	X	X	X	X	X	X	X	X
			Fur, Hair Loss	Forelimbs, both	.	.	.	.	.	.	.	.	.	.	.
			Fur, Hair Loss	Thorax, ventral left, mid, rig	.	.	.	.	.	.	.	.	.	.	.
		298503	No Abnormalities Detected		X	X	X	X	X	X	X	X	X	X	X
			Fur, Hair Loss	Thorax, ventral middle	.	.	.	.	.	.	.	.	.	.	.
			Fur, Hair Loss	Abdomen, mid	.	.	.	.	.	.	.	.	.	.	.
		298504	No Abnormalities Detected		X	X	X	X	X	X	X	X	X	X	X
			Fur, Hair Loss	Forelimbs, both	.	.	.	.	.	.	.	.	.	.	.
		298505	No Abnormalities Detected		X	X	X	X	X	X	X	X	X	X	X
		298506	No Abnormalities Detected		X	X	X	X	X	X	X	X	X	X	X
		298507	No Abnormalities Detected		X	X	X	X	X	X	X	X	X	X	X
		298508	No Abnormalities Detected		X	X	X	X	X	X	X	X	X	X	X
		298509	No Abnormalities Detected		X	X	X	X	X	X	X	X	X	X	X

Group	Sex	Animal	Clinical Sign	Site	-6 a.m.	-6 p.m.	-5 a.m.	-5 p.m.	-4 a.m.	-4 p.m.	-3 a.m.	-3 p.m.	-2 a.m.	-2 p.m.	-1 a.m.
12	f	298502	No Abnormalities Detected		X	X	X	X	X	X	X	X	X	X	X
			Fur, Hair Loss	Forelimbs, both	.	.	.	.	.	.	.	.	.	.	.
			Fur, Hair Loss	Thorax, ventral left, mid, rig	.	.	.	.	.	.	.	.	.	.	.
		298503	No Abnormalities Detected		X	X	X	X	X	X	X	X	X	X	X
			Fur, Hair Loss	Thorax, ventral middle	.	.	.	.	.	.	.	.	.	.	.
			Fur, Hair Loss	Abdomen, mid	.	.	.	.	.	.	.	.	.	.	.
		298504	No Abnormalities Detected		X	X	X	X	X	X	X	X	X	X	X
			Fur, Hair Loss	Forelimbs, both	.	.	.	.	.	.	.	.	.	.	.
		298505	No Abnormalities Detected		X	X	X	X	X	X	X	X	X	X	X
		298506	No Abnormalities Detected		X	X	X	X	X	X	X	X	X	X	X
		298507	No Abnormalities Detected		X	X	X	X	X	X	X	X	X	X	X
		298508	No Abnormalities Detected		X	X	X	X	X	X	X	X	X	X	X
		298509	No Abnormalities Detected		X	X	X	X	X	X	X	X	X	X	X

Severity Codes: X = Present

Group 12 - Extract of Group 7 Sieved Soil, 0.01 ppm

Table 10: Individual Observations (continued)

031705 - Main Study: Foster AFB : Fourteen-Day Diet Mix of Soil and Soil Extracts in Mice

Day numbers relative to Start Date

Group	Sex	Animal	Clinical Sign	Site	-1 p.m.	1 a.m.	1 p.m.	2 a.m.	2 p.m.	3 a.m.	3 p.m.	4 a.m.	4 p.m.	5 a.m.	5 p.m.
12	f	298502	No Abnormalities Detected		X	X	X	X	X	X	X	X	X	X	X
			Fur, Hair Loss	Forelimbs, both	.	.	.	.	.	.	.	.	.	.	.
			Fur, Hair Loss	Thorax, ventral left, mid, rig	.	.	.	.	.	.	.	.	.	.	.
		298503	No Abnormalities Detected		X	X	X	X	X	X	X	X	X	X	X
			Fur, Hair Loss	Thorax, ventral middle	.	.	.	.	.	.	.	.	.	.	.
			Fur, Hair Loss	Abdomen, mid	.	.	.	.	.	.	.	.	.	.	.
		298504	No Abnormalities Detected		X	X	X	X	X	X	X	X	X	X	X
			Fur, Hair Loss	Forelimbs, both	.	.	.	.	.	.	.	.	.	.	.
		298505	No Abnormalities Detected		X	X	X	X	X	X	X	X	X	X	X
		298506	No Abnormalities Detected		X	X	X	X	X	X	X	X	X	X	X
		298507	No Abnormalities Detected		X	X	X	X	X	X	X	X	X	X	X
		298508	No Abnormalities Detected		X	X	X	X	X	X	X	X	X	X	X
		298509	No Abnormalities Detected		X	X	X	X	X	X	X	X	X	X	X

Group	Sex	Animal	Clinical Sign	Site	6 a.m.	6 p.m.	7 a.m.	7 p.m.	8 a.m.	8 p.m.	9 a.m.	9 p.m.	10 a.m.	10 p.m.	11 a.m.
12	f	298502	No Abnormalities Detected		X	X	X	X	X	X	X	X	X	X	X
			Fur, Hair Loss	Forelimbs, both	.	.	.	.	.	.	.	.	.	.	.
			Fur, Hair Loss	Thorax, ventral left, mid, rig	.	.	.	.	.	.	.	.	.	.	.
		298503	No Abnormalities Detected		X	X	X	X	X	X	X	X	X	X	X
			Fur, Hair Loss	Thorax, ventral middle	.	.	.	.	.	.	.	.	.	.	.
			Fur, Hair Loss	Abdomen, mid	.	.	.	.	.	.	.	.	.	.	.
		298504	No Abnormalities Detected		X	X	X	X	X	X	X	X	X	X	X
			Fur, Hair Loss	Forelimbs, both	.	.	.	.	.	.	.	.	.	.	.
		298505	No Abnormalities Detected		X	X	X	X	X	X	X	X	X	X	X
		298506	No Abnormalities Detected		X	X	X	X	X	X	X	X	X	X	X
		298507	No Abnormalities Detected		X	X	X	X	X	X	X	X	X	X	X
		298508	No Abnormalities Detected		X	X	X	X	X	X	X	X	X	X	X
		298509	No Abnormalities Detected		X	X	X	X	X	X	X	X	X	X	X

Severity Codes: X = Present

Group 12 - Extract of Group 7 Sieved Soil, 0.01 ppm

Table 10: Individual Observations (continued)

031705 - Main Study: Foster AFB : Fourteen-Day Diet Mix of Soil and Soil Extracts in Mice

Day numbers relative to Start Date

Group	Sex	Animal	Clinical Sign	Site	11 p.m.	12 a.m.	12 p.m.	13 a.m.	13 p.m.	14 a.m.	14 p.m.	15 a.m.
12	f	298502	No Abnormalities Detected		X	X	X	X	X	X	X	X
			Fur, Hair Loss	Forelimbs, both	.	.	.	.	.	.	.	.
			Fur, Hair Loss	Thorax, ventral left, mid, rig	.	.	.	.	.	.	.	.
		298503	No Abnormalities Detected		X	X	X	X	X	X	X	X
			Fur, Hair Loss	Thorax, ventral middle	.	.	.	.	.	.	.	.
			Fur, Hair Loss	Abdomen, mid	.	.	.	.	.	.	.	.
		298504	No Abnormalities Detected		X	X	X	X	X	X	X	X
			Fur, Hair Loss	Forelimbs, both	.	.	.	.	.	.	.	.
		298505	No Abnormalities Detected		X	X	X	X	X	X	X	X
		298506	No Abnormalities Detected		X	X	X	X	X	X	X	X
		298507	No Abnormalities Detected		X	X	X	X	X	X	X	X
		298508	No Abnormalities Detected		X	X	X	X	X	X	X	X
		298509	No Abnormalities Detected		X	X	X	X	X	X	X	X

Severity Codes: X = Present

Group 12 - Extract of Group 7 Sieved Soil, 0.01 ppm

Table 11: Individual Body Weights

031705 - Main Study: Foster AFB : Fourteen-Day Diet Mix of Soil
Soil Extracts in Mice

Bodyweight (g)

Day numbers relative to Start Date

Group	Sex	Animal	-22	-21	-20	-19	-18	-17	-16	-15	-14	-11	-8	1	2
1	f	298414	22.9	23.7	23.9	23.6	22.7	22.8	23.4	23.4	23.8	23.9	24.4	25.2	24.5
		298415	22.2	22.1	22.6	21.7	21.1	21.0	21.0	21.4	21.4	20.4	20.9	22.4	22.6
		298416	24.4	25.0	24.5	24.0	24.1	24.4	24.6	24.9	24.9	24.5	24.2	26.7	27.2
		298417	20.8	21.5	21.4	21.2	20.4	21.0	21.4	21.8	21.4	21.4	21.6	21.9	22.4
		298418	24.9	25.7	25.9	25.0	23.9	24.3	25.0	25.2	25.2	26.1	26.1	26.7	25.7
		298419	23.9	24.1	23.9	23.3	22.9	23.1	23.6	23.4	23.4	24.3	24.7	25.4	24.8
		298420	21.6	22.5	22.1	21.5	21.3	21.2	21.5	21.4	21.7	22.6	23.1	23.3	23.0
		298421	23.7	24.2	23.9	23.8	23.4	23.4	23.6	24.0	23.5	24.9	24.8	24.9	25.2
2	f	298422	23.7	24.7	24.6	24.3	24.7	25.2	25.1	25.0	25.1	24.6	25.1	25.4	24.9
		298423	24.0	24.4	24.2	23.9	23.1	22.7	23.0	23.0	23.0	24.4	24.2	24.4	24.2
		298424	24.6	25.0	25.4	24.6	23.7	23.2	23.4	23.4	24.1	24.5	24.4	25.3	24.6
		298425	22.0	22.3	22.7	22.5	22.3	22.3	21.9	21.9	21.8	22.0	22.2	22.9	22.8
		298426	21.1	22.3	22.2	21.9	21.4	21.2	21.8	22.4	22.9	23.6	23.5	23.4	23.6
		298427	25.0	24.7	24.6	23.1	23.4	23.3	23.2	23.7	23.8	24.2	25.1	24.8	24.2
		298428	22.2	21.7	21.9	21.6	21.1	21.3	21.1	21.0	20.6	21.9	22.5	22.3	22.0
		298429	23.1	22.9	23.1	23.7	22.8	23.1	23.6	23.7	24.1	23.7	24.0	24.5	24.6
3	f	298430	22.9	22.9	22.8	21.7	21.8	21.6	21.7	21.8	21.8	22.5	22.4	23.0	22.1
		298431	23.2	23.1	23.6	23.4	23.8	23.2	23.5	23.4	23.7	23.6	24.2	24.6	24.4
		298432	24.4	25.5	25.7	23.5	23.1	23.3	23.6	23.7	23.8	24.9	24.4	24.8	23.6
		298433	21.4	21.6	21.7	21.0	21.2	20.9	21.1	20.9	21.7	21.7	21.7	22.1	22.1
		298434	23.6	23.6	24.0	23.1	22.5	22.5	22.3	23.0	23.8	24.3	24.0	24.7	24.4
		298435	23.8	24.2	24.1	22.9	22.6	22.6	22.8	23.0	22.8	23.7	23.5	24.6	23.8
		298436	21.4	21.2	21.6	20.8	20.7	20.6	20.3	20.7	20.7	21.6	21.7	22.2	21.7
		298437	24.6	25.0	25.1	25.0	24.1	24.0	23.9	24.6	24.9	25.2	25.2	25.7	25.6

Group 1 - Sieved soil to 250 µM, negative control, Lot HS150400780-17, 5% (w/w) of diet
Group 2 - Benzo(a)pyrene (B(a)P), Positive control, Lot SLBG9477V, 25 ppm
Group 3 - Sieved Soil, Lot HS15040099, 0.22 ppm

Table 11: Individual Body Weights (continued)

031705 - Main Study: Foster AFB : Fourteen-Day Diet Mix of Soil and Soil Extracts in Mice

Bodyweight (g)

Day numbers relative to Start Date

Group	Sex	Animal	-22	-21	-20	-19	-18	-17	-16	-15	-14	-11	-8	1	2
4	f	298438	20.8	20.6	21.1	21.0	21.2	20.9	20.7	20.2	21.2	22.2	21.6	22.0	22.6
		298439	23.9	23.9	23.7	23.4	23.4	23.2	23.1	23.0	23.4	24.2	23.9	24.2	23.5
		298440	23.1	23.4	23.4	22.3	22.3	22.5	22.2	22.1	22.9	23.8	23.2	24.1	22.7
		298441	23.7	23.5	23.5	22.9	22.8	22.9	23.0	23.0	23.6	23.8	23.8	24.3	24.2
		298442	25.0	25.0	25.0	24.8	24.8	24.5	24.6	24.7	24.9	26.1	25.2	26.0	25.4
		298443	24.1	23.5	23.6	23.4	23.1	23.3	22.9	22.5	22.9	23.9	23.2	24.1	24.4
		298444	22.3	22.3	22.8	22.4	22.4	22.4	22.5	21.8	22.5	23.2	23.5	24.8	23.3
		298445	21.7	22.4	21.9	21.2	21.5	21.7	21.6	21.4	21.4	22.4	22.6	22.8	22.6
5	f	298446	21.6	21.4	21.4	21.2	20.8	20.8	20.8	20.5	20.3	20.8	21.1	21.7	21.1
		298447	23.8	24.1	23.5	22.6	22.5	22.5	22.8	22.6	22.5	23.7	24.7	26.7	25.7
		298448	22.9	22.7	22.8	22.0	22.4	22.4	22.6	22.1	22.5	22.7	22.9	24.4	23.8
		298449	22.5	22.8	23.3	23.3	23.0	22.6	22.3	22.5	22.7	23.6	23.5	25.7	25.1
		298450	20.5	20.0	20.4	19.3	19.8	20.3	20.3	20.4	20.8	21.6	21.1	21.5	21.5
		298451	24.1	24.1	24.0	23.9	23.9	24.2	23.7	23.2	23.4	23.7	24.2	24.6	24.2
		298452	24.6	24.6	24.2	23.5	23.1	23.9	24.0	24.0	24.7	26.1	26.1	26.3	26.0
		298453	23.6	23.3	23.6	23.3	23.2	23.3	23.2	23.3	23.9	24.1	23.8	24.4	23.4
6	f	298454	24.6	24.9	24.8	24.5	24.7	24.6	24.6	24.3	24.7	26.4	25.3	26.2	25.2
		298455	21.5	21.0	20.7	20.0	19.9	20.0	20.2	20.7	21.3	21.6	22.2	22.6	21.8
		298456	23.9	24.2	23.9	23.0	23.2	23.6	23.7	23.6	23.9	25.0	25.7	25.8	24.9
		298457	20.4	21.2	20.9	20.3	19.9	20.1	20.4	20.4	20.1	20.9	21.0	21.7	21.4
		298458	22.9	22.5	22.5	22.0	22.2	22.2	21.8	21.6	21.8	22.9	23.5	23.9	23.2
		298459	24.3	24.7	24.7	23.6	23.5	23.4	23.5	23.2	22.9	24.0	24.1	25.0	24.4
		298460	23.7	24.0	24.4	23.8	23.6	23.9	23.5	23.5	23.6	25.2	25.0	26.6	26.0
		298461	22.4	22.7	22.7	22.1	21.9	22.3	22.7	22.5	22.6	23.2	23.5	23.9	23.4

Group 4 - Sieved Soil, Lot HS15040097, 9.17 ppm
Group 5 - Sieved Soil, Lot HS15040080, 1.42 ppm
Group 6 - Sieved Soil, Lot HS15040100, 0.03 ppm

Table 11: Individual Body Weights (continued)

031705 - Main Study: Foster AFB : Fourteen-Day Diet Mix of Soil and Soil Extracts in Mice

Bodyweight (g)

Day numbers relative to Start Date

Group	Sex	Animal	-22	-21	-20	-19	-18	-17	-16	-15	-14	-11	-8	1	2
7	f	298462	21.2	20.6	20.7	20.5	20.6	20.8	20.6	20.5	20.6	21.4	21.8	22.1	21.4
		298463	23.2	23.0	22.8	22.2	22.4	22.5	21.9	22.1	22.1	23.0	22.9	24.1	23.2
		298464	23.8	24.4	24.3	23.7	23.2	24.0	23.4	24.0	24.3	25.5	24.3	24.5	24.2
		298465	22.8	23.3	23.4	22.4	22.2	22.5	22.5	22.8	22.5	24.2	24.0	24.6	24.2
		298466	21.7	22.6	22.6	22.6	22.4	22.7	22.1	22.0	22.1	23.2	23.4	24.1	23.2
		298467	24.3	23.9	23.9	22.7	23.1	23.4	23.4	23.1	23.3	24.8	24.9	25.7	24.6
		298468	23.6	23.3	23.4	22.8	22.8	22.8	23.1	23.1	23.3	24.1	24.0	24.1	23.4
		298511	27.9	26.5	25.5	25.4	25.8	25.3	24.6	24.3	25.1	24.2	25.0	28.3	26.3
8	f	298470	24.0	24.6	24.4	23.3	23.2	23.3	23.6	23.7	23.7	25.0	25.5	26.0	24.6
		298471	23.3	23.2	22.9	22.3	21.8	22.2	21.9	21.3	22.1	23.8	24.7	24.2	23.3
		298472	21.0	21.0	20.6	20.4	20.1	20.8	20.8	20.6	20.6	22.3	22.0	22.8	22.9
		298473	23.6	23.2	23.2	22.5	22.6	22.9	23.1	22.9	22.8	23.1	24.1	24.5	23.4
		298474	21.7	21.3	21.7	21.4	20.8	21.1	20.7	21.0	21.1	22.8	22.8	22.7	22.5
		298475	22.3	22.2	22.0	21.3	21.3	22.0	21.5	21.7	21.8	22.7	23.0	23.8	23.4
		298476	24.9	24.3	24.2	23.6	23.5	23.6	23.2	23.2	23.0	23.8	24.6	25.5	24.7
		298477	24.0	23.9	24.1	23.5	23.7	23.4	23.3	23.8	23.6	24.8	24.0	24.8	25.2
9	f	298478	23.5	23.7	23.8	22.9	22.1	22.5	22.6	22.5	23.1	23.9	23.9	24.4	23.8
		298479	23.8	23.7	24.0	23.9	23.4	23.1	22.8	23.0	23.6	24.5	23.7	25.0	23.8
		298480	22.2	22.3	22.3	21.6	21.3	21.4	21.5	20.9	21.0	21.7	22.6	23.6	22.7
		298481	22.8	23.0	23.0	22.3	22.3	22.0	21.6	21.7	21.8	22.7	23.5	24.6	23.4
		298482	23.7	24.2	24.0	23.0	22.6	22.4	22.4	22.4	22.8	23.9	24.0	24.5	22.9
		298483	24.6	23.8	24.0	23.0	22.9	23.0	22.7	22.7	23.1	23.4	23.6	24.5	23.2
		298484	24.8	24.9	25.0	24.2	24.2	24.6	24.4	24.8	24.9	26.6	25.7	26.5	25.1
		298485	21.4	21.6	22.0	21.0	20.7	20.8	20.7	20.7	21.1	22.6	22.5	22.9	22.0

Group 7 - Sieved Soil, Lot HS15040110, 0.01 ppm
Group 8 - Extract of Group 3 Sieved Soil, Lot FAFB-G1, 0.22 ppm
Group 9 - Extract of Group 4 Sieved Soil, Lot FAFB-G2, 9.17 ppm

Table 11: Individual Body Weights (continued)

031705 - Main Study: Foster AFB : Fourteen-Day Diet Mix of Soil and Soil Extracts in Mice

Bodyweight (g)

Day numbers relative to Start Date

Group	Sex	Animal	-22	-21	-20	-19	-18	-17	-16	-15	-14	-11	-8	1	2
10	f	298486	23.1	23.3	23.5	23.1	22.7	23.7	23.5	23.4	23.5	24.0	24.7	24.7	24.3
		298487	23.7	23.7	23.4	22.5	22.5	22.8	22.6	22.1	22.5	23.4	24.1	24.0	23.7
		298488	21.2	21.2	21.4	20.9	20.5	20.3	20.2	20.6	20.6	21.9	22.0	22.5	21.8
		298489	24.8	24.7	24.5	23.6	23.2	23.4	23.3	23.2	23.5	24.6	24.3	25.0	24.1
		298490	22.0	21.7	21.9	21.2	21.0	21.4	21.1	20.8	20.8	21.9	22.4	23.3	21.8
		298491	23.9	24.0	24.2	23.2	23.0	23.0	23.3	22.8	23.0	24.7	24.3	25.0	24.2
		298492	24.3	24.2	24.1	23.2	23.0	23.0	23.3	22.8	23.3	24.9	24.5	24.8	24.0
		298493	22.5	22.4	22.3	21.4	21.2	21.2	21.1	20.7	20.8	22.6	22.0	23.1	22.1
11	f	298494	22.8	22.2	22.6	21.4	21.4	21.8	21.6	21.7	21.9	22.3	23.1	23.7	22.6
		298510	25.4	25.3	25.1	25.4	26.0	25.9	25.4	25.2	24.2	25.1	25.3	26.7	25.0
		298496	24.5	24.6	24.7	23.8	24.0	24.1	23.9	24.1	24.3	24.6	25.2	25.8	25.4
		298497	20.9	20.4	20.9	20.3	20.2	20.2	20.0	20.2	20.6	21.2	22.3	22.6	21.6
		298498	23.0	22.7	22.8	22.1	22.1	22.2	21.7	22.4	22.1	22.9	23.3	24.0	22.8
		298499	24.8	24.9	25.1	23.5	24.0	24.3	24.6	24.7	24.8	25.1	25.2	25.3	24.6
		298500	23.8	23.7	23.9	23.7	23.6	23.5	23.8	23.9	24.0	25.0	24.8	25.1	24.5
		298501	23.7	23.3	23.1	21.6	22.1	22.1	22.5	22.4	22.2	23.7	25.7	24.2	23.1
12	f	298502	24.0	24.1	24.4	23.8	23.7	23.5	23.6	23.8	24.1	24.8	24.7	24.7	24.3
		298503	24.8	25.4	24.7	24.2	24.1	24.4	24.4	24.3	24.4	25.4	26.6	27.0	25.8
		298504	23.5	23.3	23.7	23.1	23.5	23.0	23.2	23.2	23.6	24.0	24.4	24.5	24.3
		298505	21.2	21.8	21.3	20.9	21.1	21.2	21.4	21.4	21.5	22.1	22.4	23.3	22.7
		298506	21.4	21.1	21.8	21.5	21.6	21.5	21.3	21.8	22.5	24.9	23.5	23.4	23.1
		298507	22.8	22.5	22.7	22.2	22.4	22.1	21.5	22.3	22.1	23.1	24.0	26.0	24.4
		298508	24.5	24.4	24.3	23.3	23.1	23.5	23.8	24.0	23.9	25.4	25.1	25.6	24.7
		298509	23.6	23.3	23.4	22.2	22.5	22.0	22.5	22.8	22.3	23.5	24.1	25.2	24.4

Group 10 - Extract of Group 5 Sieved Soil, Lot FAFB-G3, 1.58 ppm
Group 11 - Extract of Group 6 Sieved Soil, Lot FAFB-G4, 0.03 ppm
Group 12 - Extract of Group 7 Sieved Soil, Lot FAFB-G5, 0.01 ppm

Table 11: Individual Body Weights (continued)

031705 - Main Study: Foster AFB : Fourteen-Day Diet Mix of Soil and Soil Extracts in Mice

Bodyweight (g)

Day numbers relative to Start Date

Group	Sex	Animal	3	4	5	6	7	8	9	10	11	12	13	14	15
1	f	298414	24.2	23.9	24.0	24.4	24.7	24.6	25.6	25.2	24.9	25.2	25.7	25.6	25.2
		298415	21.7	21.6	21.2	20.9	21.4	21.5	22.0	21.9	21.9	22.7	23.1	22.9	23.3
		298416	26.4	25.8	25.3	25.2	25.2	25.0	25.3	25.5	26.0	26.3	26.8	26.5	27.2
		298417	22.1	21.8	21.7	21.8	21.6	21.9	22.6	22.8	22.9	23.3	23.5	23.5	23.7
		298418	25.2	24.7	24.5	25.0	25.3	24.5	25.6	25.9	25.8	26.4	25.7	25.7	26.2
		298419	24.3	23.6	23.4	23.4	23.6	23.3	23.8	23.7	24.2	24.7	25.0	24.3	24.7
		298420	21.9	21.6	21.0	21.6	21.9	21.7	21.9	22.0	22.4	22.8	22.6	22.6	23.1
		298421	24.5	24.2	23.7	24.0	24.3	23.9	24.2	24.5	24.8	25.6	26.0	25.9	26.4
2	f	298422	24.4	24.2	24.1	24.5	24.4	24.6	25.2	25.2	25.3	25.9	26.5	26.0	26.6
		298423	23.7	25.8	23.1	23.3	23.5	23.7	24.1	24.5	24.4	24.9	24.9	24.9	25.0
		298424	24.3	23.7	23.6	23.7	23.8	24.0	24.3	24.8	24.8	24.9	25.2	25.1	25.2
		298425	22.9	22.3	21.9	22.0	22.0	22.2	22.3	22.5	22.8	22.7	22.9	22.8	23.0
		298426	24.1	23.0	22.5	22.7	22.5	22.5	23.0	22.9	23.3	23.4	23.4	23.7	23.8
		298427	23.6	23.3	23.3	24.2	23.8	23.9	24.4	24.6	25.2	25.3	25.2	25.1	25.0
		298428	21.6	21.4	21.3	21.8	21.1	21.1	21.7	21.4	21.9	21.6	21.6	21.6	21.6
		298429	23.7	23.5	23.6	24.0	24.4	24.2	24.9	25.0	24.9	25.2	25.2	25.6	25.3
3	f	298430	22.0	21.3	21.2	21.2	21.5	21.4	21.6	21.3	21.8	22.5	22.7	22.5	22.7
		298431	23.6	23.9	23.5	23.9	23.8	23.3	24.2	24.1	24.5	24.6	24.7	24.9	25.5
		298432	23.5	23.4	23.3	23.3	23.7	23.4	23.8	23.7	23.6	24.2	24.4	24.3	24.1
		298433	22.5	21.9	21.8	21.9	21.7	21.9	22.6	22.6	22.3	22.9	22.9	23.5	23.3
		298434	23.2	23.3	22.6	22.7	22.9	23.2	23.4	24.2	24.2	24.5	24.5	24.7	24.8
		298435	23.7	23.5	23.5	23.5	23.7	24.1	24.4	24.7	24.4	24.8	25.0	24.9	24.8
		298436	21.0	21.0	21.0	21.1	21.4	21.4	21.8	22.3	22.4	23.1	23.1	23.1	23.1
		298437	25.4	25.3	24.6	24.9	24.9	25.3	25.5	25.6	25.6	26.4	26.4	25.9	25.7

Group 1 - Sieved soil to 250 µM, negative control, Lot HS150400780-17, 5% (w/w) of diet
Group 2 - Benzo(a)pyrene (B(a)P), Positive control, Lot SLBG9477V, 25 ppm
Group 3 - Sieved Soil, Lot HS15040099, 0.22 ppm

Table 11: Individual Body Weights (continued)

031705 - Main Study: Foster AFB : Fourteen-Day Diet Mix of Soil and Soil Extracts in Mice

Bodyweight (g)

Day numbers relative to Start Date

Group	Sex	Animal	3	4	5	6	7	8	9	10	11	12	13	14	15
4	f	298438	21.8	20.9	20.8	21.3	21.2	20.7	21.3	21.5	22.0	22.1	22.1	22.1	22.6
		298439	23.4	22.9	22.6	23.3	23.2	23.0	23.5	23.6	23.9	24.0	24.1	24.4	24.4
		298440	22.9	22.3	22.2	22.8	23.0	23.0	23.9	23.8	24.2	24.5	24.8	24.6	24.6
		298441	24.4	23.6	22.6	23.1	23.5	23.2	23.8	23.5	23.7	24.3	24.0	24.2	24.5
		298442	25.5	24.9	24.6	24.8	25.0	25.0	25.9	25.9	25.7	25.8	25.7	26.1	23.7
		298443	23.5	23.3	23.3	23.5	23.8	23.8	24.5	24.0	24.2	24.1	23.9	24.3	23.3
		298444	22.8	22.6	22.2	22.9	23.0	22.3	22.7	22.7	23.4	24.2	23.5	23.9	22.3
		298445	22.7	22.1	21.6	22.3	22.5	22.7	22.9	22.7	22.7	23.2	24.1	22.7	21.9
5	f	298446	20.8	20.6	20.4	20.4	20.4	20.4	20.7	20.6	21.2	21.0	20.9	21.1	21.2
		298447	24.9	24.0	23.4	23.4	23.4	23.1	23.4	23.4	23.8	24.3	24.3	24.4	24.8
		298448	23.7	23.9	23.4	23.5	23.3	23.0	23.7	23.5	24.1	24.1	24.0	24.1	23.9
		298449	25.6	25.0	24.9	24.6	24.7	24.5	24.7	24.1	24.6	25.2	25.2	24.7	24.4
		298450	21.1	20.7	20.5	20.8	21.4	21.1	21.9	21.2	22.0	22.6	22.1	21.9	21.8
		298451	23.8	23.7	23.6	24.2	24.2	24.3	24.7	24.7	25.0	24.5	24.6	24.5	25.0
		298452	25.2	24.5	24.6	25.1	25.4	25.1	25.3	25.1	26.1	26.3	26.3	26.1	26.8
		298453	24.3	23.7	23.4	23.1	23.4	23.5	24.0	23.6	24.2	24.3	25.1	25.2	25.2
6	f	298454	26.3	26.1	26.2	26.3	26.6	26.5	27.0	26.8	26.6	26.5	26.8	26.6	26.9
		298455	21.0	20.8	21.0	21.0	21.1	21.2	21.5	21.7	21.4	21.9	21.8	21.4	21.3
		298456	24.5	24.4	24.3	24.4	23.8	23.7	24.3	24.5	25.1	25.1	25.1	25.1	25.2
		298457	21.1	20.4	19.9	20.1	20.3	20.2	20.5	20.5	20.7	20.9	21.0	21.0	21.1
		298458	22.7	22.4	21.8	22.2	22.2	22.7	22.2	22.5	22.6	23.3	23.2	22.8	22.9
		298459	23.9	23.4	22.8	23.4	23.5	23.4	23.9	23.7	24.0	24.3	24.2	24.0	24.4
		298460	25.9	25.3	25.0	24.9	24.8	25.0	25.4	25.3	25.5	25.7	26.0	26.5	26.5
		298461	23.1	22.4	22.2	22.7	22.6	22.6	23.1	22.9	23.2	23.1	23.1	23.1	23.3

Group 4 - Sieved Soil, Lot HS15040097, 9.17 ppm
Group 5 - Sieved Soil, Lot HS15040080, 1.42 ppm
Group 6 - Sieved Soil, Lot HS15040100, 0.03 ppm

Table 11: Individual Body Weights (continued)

031705 - Main Study: Foster AFB : Fourteen-Day Diet Mix of Soil and Soil Extracts in Mice

Bodyweight (g)

Day numbers relative to Start Date

Group	Sex	Animal	3	4	5	6	7	8	9	10	11	12	13	14	15
7	f	298462	20.8	20.4	20.5	20.9	21.0	20.7	21.2	21.2	21.6	21.7	21.5	21.2	21.7
		298463	23.4	22.7	22.6	23.1	23.3	23.7	24.3	23.7	23.0	24.2	24.6	24.0	23.8
		298464	24.3	24.0	23.4	23.5	23.8	23.8	24.4	23.9	24.3	24.5	24.9	24.7	24.6
		298465	23.6	23.0	22.7	23.2	23.1	23.4	23.4	23.5	24.0	23.7	23.3	23.2	23.7
		298466	23.2	22.3	22.3	22.7	22.7	22.8	23.2	23.4	23.8	23.8	23.8	24.0	24.4
		298467	24.2	23.1	23.0	23.2	22.8	23.1	23.3	23.1	23.6	24.1	24.4	24.5	24.6
		298468	23.5	22.8	22.6	22.8	22.9	23.3	23.3	23.3	23.9	24.4	24.5	24.1	24.6
		298511	25.8	25.0	24.9	25.0	25.0	24.9	25.5	25.5	25.7	26.4	26.5	26.9	26.9
8	f	298470	23.7	23.0	22.9	23.9	24.3	24.4	24.8	24.7	25.1	25.7	25.9	26.0	26.1
		298471	23.1	23.2	23.1	22.9	23.2	22.9	23.5	23.2	24.1	24.2	24.4	24.1	24.5
		298472	22.6	21.9	22.0	21.9	22.3	22.3	22.8	22.4	23.3	23.5	23.4	22.8	22.6
		298473	23.3	23.4	23.5	23.4	23.4	23.3	23.7	22.5	24.0	24.6	24.2	24.4	24.6
		298474	21.6	20.9	21.0	21.6	21.7	21.7	21.6	21.8	22.2	22.9	23.1	22.5	23.1
		298475	22.7	22.4	22.2	22.5	22.5	22.4	22.4	22.6	23.5	23.8	24.0	24.5	25.1
		298476	24.4	24.4	24.1	24.4	24.3	24.3	24.5	24.8	25.4	25.8	26.3	25.9	25.8
		298477	24.7	24.5	24.0	24.1	24.7	24.8	25.1	25.5	25.8	26.4	26.5	26.0	25.5
9	f	298478	23.6	23.2	23.2	23.3	23.4	23.8	23.4	23.6	23.6	24.1	24.0	24.1	24.3
		298479	24.6	24.5	23.8	24.0	24.0	23.9	24.4	24.4	24.9	25.3	25.6	25.2	25.4
		298480	22.8	22.2	21.6	22.2	21.9	21.8	21.7	21.8	22.4	22.5	22.3	22.3	22.4
		298481	23.6	23.1	22.9	23.3	23.3	23.7	23.7	23.5	23.9	24.3	24.0	23.7	24.0
		298482	22.2	22.7	22.6	23.2	23.1	23.4	23.6	23.3	23.6	24.9	24.4	24.2	24.4
		298483	23.3	22.7	22.7	23.1	23.3	23.2	23.1	23.2	24.0	25.2	24.4	24.3	24.5
		298484	25.4	24.8	24.1	24.8	24.7	24.5	24.7	24.8	25.1	25.5	25.2	25.2	25.5
		298485	22.2	21.5	21.4	21.7	21.7	21.8	21.9	21.7	22.0	22.5	22.5	22.8	22.9

Group 7 - Sieved Soil, Lot HS15040110, 0.01 ppm
Group 8 - Extract of Group 3 Sieved Soil, Lot FAFB-G1, 0.22 ppm
Group 9 - Extract of Group 4 Sieved Soil, Lot FAFB-G2, 9.17 ppm

Table 11: Individual Body Weights (continued)

031705 - Main Study: Foster AFB : Fourteen-Day Diet Mix of Soil and Soil Extracts in Mice

Bodyweight (g)

Day numbers relative to Start Date

Group	Sex	Animal	3	4	5	6	7	8	9	10	11	12	13	14	15
10	f	298486	23.7	23.3	23.3	23.7	24.3	24.4	24.1	23.9	24.1	25.2	25.2	25.3	25.0
		298487	23.0	22.5	22.6	23.3	23.3	23.2	23.4	23.1	24.1	24.2	24.3	24.7	25.0
		298488	21.9	21.0	20.7	21.0	21.2	21.5	21.2	21.0	21.7	22.2	22.4	22.8	22.0
		298489	24.1	23.7	23.2	23.9	24.6	24.4	24.3	24.1	24.7	25.4	25.3	25.2	24.5
		298490	21.3	21.4	20.8	20.9	21.6	21.2	21.2	21.1	21.0	21.4	21.2	21.3	21.4
		298491	24.1	23.6	23.0	23.2	23.9	23.6	24.1	23.7	24.3	24.8	24.5	24.8	24.2
		298492	24.4	24.3	23.6	23.7	24.2	23.9	24.3	24.4	24.4	25.5	25.1	25.0	25.6
		298493	21.5	21.5	20.7	21.2	21.3	21.6	21.7	21.3	21.7	22.9	22.6	22.5	22.2
11	f	298494	22.4	21.8	21.5	21.7	22.2	22.0	22.4	21.7	22.5	22.7	22.4	22.2	22.4
		298510	25.0	24.7	24.4	25.0	25.1	25.2	25.2	24.3	25.6	25.8	25.4	25.4	25.4
		298496	25.3	24.4	24.0	24.6	25.2	24.8	25.1	25.1	25.3	26.0	26.0	26.6	26.2
		298497	21.5	20.7	20.6	21.1	21.3	20.9	21.2	20.9	21.4	22.3	21.7	22.4	22.4
		298498	23.4	22.8	22.6	23.1	23.5	23.9	24.1	24.4	24.4	24.1	23.4	23.6	23.8
		298499	25.2	24.6	24.4	24.5	24.6	25.1	25.0	25.2	25.2	25.7	25.5	25.8	25.1
		298500	24.0	23.5	23.3	23.7	24.1	24.4	24.8	24.8	25.0	25.5	25.3	25.3	25.1
		298501	23.4	23.5	23.4	23.3	23.4	23.6	23.6	24.0	24.3	24.5	24.3	24.2	24.7
12	f	298502	24.7	24.1	24.0	24.2	24.2	24.3	24.7	24.6	24.6	25.3	25.3	25.4	25.3
		298503	24.9	24.5	24.3	24.7	24.3	24.3	24.6	24.4	25.2	25.7	26.0	26.2	26.3
		298504	24.5	24.2	24.3	24.1	24.5	24.5	24.8	25.0	24.8	24.4	24.1	24.3	24.6
		298505	22.9	21.9	22.1	22.5	22.8	23.2	23.5	23.5	24.0	24.3	23.3	23.3	23.2
		298506	22.9	22.9	22.3	22.3	22.6	23.0	23.7	23.3	23.7	24.0	23.7	24.3	24.3
		298507	24.3	23.9	23.6	24.0	23.7	23.8	23.9	23.7	23.9	23.9	24.1	24.3	23.9
		298508	24.9	24.2	24.1	24.7	25.0	25.1	24.6	25.0	25.1	25.2	24.7	24.7	24.7
		298509	23.3	23.2	22.9	23.5	23.6	23.7	24.0	23.9	24.5	24.6	24.2	24.1	23.9

Group 10 - Extract of Group 5 Sieved Soil, Lot FAFB-G3, 1.58 ppm
Group 11 - Extract of Group 6 Sieved Soil, Lot FAFB-G4, 0.03 ppm
Group 12 - Extract of Group 7 Sieved Soil, Lot FAFB-G5, 0.01 ppm

Table 12: Individual Daily and Cumulative Body Weight Gain

031705 - Main Study: Foster AFB : Fourteen-Day Diet Mix of Soil and Soil Extracts in Mice 1

Bodyweight Gain (g)

Day numbers relative to Start Date

Group	Sex	Animal	Base Weight Day 1	From: / To:	1 / 2	2 / 3	3 / 4	4 / 5	5 / 6	6 / 7	7 / 8	8 / 9	9 / 10	10 / 11	11 / 12	12 / 13	13 / 14
1	f	298414	25.2		-0.7	-0.3	-0.3	0.1	0.4	0.3	-0.1	1.0	-0.4	-0.3	0.3	0.5	-0.1
		298415	22.4		0.2	-0.9	-0.1	-0.4	-0.3	0.5	0.1	0.5	-0.1	0.0	0.8	0.4	-0.2
		298416	26.7		0.5	-0.8	-0.6	-0.5	-0.1	0.0	-0.2	0.3	0.2	0.5	0.3	0.5	-0.3
		298417	21.9		0.5	-0.3	-0.3	-0.1	0.1	-0.2	0.3	0.7	0.2	0.1	0.4	0.2	0.0
		298418	26.7		-1.0	-0.5	-0.5	-0.2	0.5	0.3	-0.8	1.1	0.3	-0.1	0.6	-0.7	0.0
		298419	25.4		-0.6	-0.5	-0.7	-0.2	0.0	0.2	-0.3	0.5	-0.1	0.5	0.5	0.3	-0.7
		298420	23.3		-0.3	-1.1	-0.3	-0.6	0.6	0.3	-0.2	0.2	0.1	0.4	0.4	-0.2	0.0
		298421	24.9		0.3	-0.7	-0.3	-0.5	0.3	0.3	-0.4	0.3	0.3	0.3	0.8	0.4	-0.1
2	f	298422	25.4		-0.5	-0.5	-0.2	-0.1	0.4	-0.1	0.2	0.6	0.0	0.1	0.6	0.6	-0.5
		298423	24.4		-0.2	-0.5	2.1	-2.7	0.2	0.2	0.2	0.4	0.4	-0.1	0.5	0.0	0.0
		298424	25.3		-0.7	-0.3	-0.6	-0.1	0.1	0.1	0.2	0.3	0.5	0.0	0.1	0.3	-0.1
		298425	22.9		-0.1	0.1	-0.6	-0.4	0.1	0.0	0.2	0.1	0.2	0.3	-0.1	0.2	-0.1
		298426	23.4		0.2	0.5	-1.1	-0.5	0.2	-0.2	0.0	0.5	-0.1	0.4	0.1	0.0	0.3
		298427	24.8		-0.6	-0.6	-0.3	0.0	0.9	-0.4	0.1	0.5	0.2	0.6	0.1	-0.1	-0.1
		298428	22.3		-0.3	-0.4	-0.2	-0.1	0.5	-0.7	0.0	0.6	-0.3	0.5	-0.3	0.0	0.0
		298429	24.5		0.1	-0.9	-0.2	0.1	0.4	0.4	-0.2	0.7	0.1	-0.1	0.3	0.0	0.4
3	f	298430	23.0		-0.9	-0.1	-0.7	-0.1	0.0	0.3	-0.1	0.2	-0.3	0.5	0.7	0.2	-0.2
		298431	24.6		-0.2	-0.8	0.3	-0.4	0.4	-0.1	-0.5	0.9	-0.1	0.4	0.1	0.1	0.2
		298432	24.8		-1.2	-0.1	-0.1	-0.1	0.0	0.4	-0.3	0.4	-0.1	-0.1	0.6	0.2	-0.1
		298433	22.1		0.0	0.4	-0.6	-0.1	0.1	-0.2	0.2	0.7	0.0	-0.3	0.6	0.0	0.6
		298434	24.7		-0.3	-1.2	0.1	-0.7	0.1	0.2	0.3	0.2	0.8	0.0	0.3	0.0	0.2
		298435	24.6		-0.8	-0.1	-0.2	0.0	0.0	0.2	0.4	0.3	0.3	-0.3	0.4	0.2	-0.1
		298436	22.2		-0.5	-0.7	0.0	0.0	0.1	0.3	0.0	0.4	0.5	0.1	0.7	0.0	0.0
		298437	25.7		-0.1	-0.2	-0.1	-0.7	0.3	0.0	0.4	0.2	0.1	0.0	0.8	0.0	-0.5

Group 1 - Sieved soil to 250 µM, negative control, Lot HS150400780-17, 5% (w/w) of diet
Group 2 - Benzo(a)pyrene (B(a)P), Positive control, Lot SLBG9477V, 25 ppm
Group 3 - Sieved Soil, Lot HS15040099, 0.22 ppm

Table 12: Individual Daily and Cumulative Body Weight Gain (continued)

031705 - Main Study: Foster AFB : Fourteen-Day Diet Mix of Soil and Soil Extracts in Mice 1

Bodyweight Gain (g)

Day numbers relative to Start Date

Group	Sex	Animal	Base Weight Day 1	From: To:	1 2	2 3	3 4	4 5	5 6	6 7	7 8	8 9	9 10	10 11	11 12	12 13	13 14
4	f	298438	22.0		0.6	-0.8	-0.9	-0.1	0.5	-0.1	-0.5	0.6	0.2	0.5	0.1	0.0	0.0
		298439	24.2		-0.7	-0.1	-0.5	-0.3	0.7	-0.1	-0.2	0.5	0.1	0.3	0.1	0.1	0.3
		298440	24.1		-1.4	0.2	-0.6	-0.1	0.6	0.2	0.0	0.9	-0.1	0.4	0.3	0.3	-0.2
		298441	24.3		-0.1	0.2	-0.8	-1.0	0.5	0.4	-0.3	0.6	-0.3	0.2	0.6	-0.3	0.2
		298442	26.0		-0.6	0.1	-0.6	-0.3	0.2	0.2	0.0	0.9	0.0	-0.2	0.1	-0.1	0.4
		298443	24.1		0.3	-0.9	-0.2	0.0	0.2	0.3	0.0	0.7	-0.5	0.2	-0.1	-0.2	0.4
		298444	24.8		-1.5	-0.5	-0.2	-0.4	0.7	0.1	-0.7	0.4	0.0	0.7	0.8	-0.7	0.4
		298445	22.8		-0.2	0.1	-0.6	-0.5	0.7	0.2	0.2	0.2	-0.2	0.0	0.5	0.9	-1.4
5	f	298446	21.7		-0.6	-0.3	-0.2	-0.2	0.0	0.0	0.0	0.3	-0.1	0.6	-0.2	-0.1	0.2
		298447	26.7		-1.0	-0.8	-0.9	-0.6	0.0	0.0	-0.3	0.3	0.0	0.4	0.5	0.0	0.1
		298448	24.4		-0.6	-0.1	0.2	-0.5	0.1	-0.2	-0.3	0.7	-0.2	0.6	0.0	-0.1	0.1
		298449	25.7		-0.6	0.5	-0.6	-0.1	-0.3	0.1	-0.2	0.2	-0.6	0.5	0.6	0.0	-0.5
		298450	21.5		0.0	-0.4	-0.4	-0.2	0.3	0.6	-0.3	0.8	-0.7	0.8	0.6	-0.5	-0.2
		298451	24.6		-0.4	-0.4	-0.1	-0.1	0.6	0.0	0.1	0.4	0.0	0.3	-0.5	0.1	-0.1
		298452	26.3		-0.3	-0.8	-0.7	0.1	0.5	0.3	-0.3	0.2	-0.2	1.0	0.2	0.0	-0.2
		298453	24.4		-1.0	0.9	-0.6	-0.3	-0.3	0.3	0.1	0.5	-0.4	0.6	0.1	0.8	0.1
6	f	298454	26.2		-1.0	1.1	-0.2	0.1	0.1	0.3	-0.1	0.5	-0.2	-0.2	-0.1	0.3	-0.2
		298455	22.6		-0.8	-0.8	-0.2	0.2	0.0	0.1	0.1	0.3	0.2	-0.3	0.5	-0.1	-0.4
		298456	25.8		-0.9	-0.4	-0.1	-0.1	0.1	-0.6	-0.1	0.6	0.2	0.6	0.0	0.0	0.0
		298457	21.7		-0.3	-0.3	-0.7	-0.5	0.2	0.2	-0.1	0.3	0.0	0.2	0.2	0.1	0.0
		298458	23.9		-0.7	-0.5	-0.3	-0.6	0.4	0.0	0.5	-0.5	0.3	0.1	0.7	-0.1	-0.4
		298459	25.0		-0.6	-0.5	-0.5	-0.6	0.6	0.1	-0.1	0.5	-0.2	0.3	0.3	-0.1	-0.2
		298460	26.6		-0.6	-0.1	-0.6	-0.3	-0.1	-0.1	0.2	0.4	-0.1	0.2	0.2	0.3	0.5
		298461	23.9		-0.5	-0.3	-0.7	-0.2	0.5	-0.1	0.0	0.5	-0.2	0.3	-0.1	0.0	0.0

Group 4 - Sieved Soil, Lot HS15040097, 9.17 ppm
Group 5 - Sieved Soil, Lot HS15040080, 1.42 ppm
Group 6 - Sieved Soil, Lot HS15040100, 0.03 ppm

Table 12: Individual Daily and Cumulative Body Weight Gain (continued)

031705 - Main Study: Foster AFB : Fourteen-Day Diet Mix of Soil and Soil Extracts in Mice 1

Bodyweight Gain (g)

Day numbers relative to Start Date

Group	Sex	Animal	Base Weight Day 1	From: / To:	1 / 2	2 / 3	3 / 4	4 / 5	5 / 6	6 / 7	7 / 8	8 / 9	9 / 10	10 / 11	11 / 12	12 / 13	13 / 14
7	f	298462	22.1		-0.7	-0.6	-0.4	0.1	0.4	0.1	-0.3	0.5	0.0	0.4	0.1	-0.2	-0.3
		298463	24.1		-0.9	0.2	-0.7	-0.1	0.5	0.2	0.4	0.6	-0.6	-0.7	1.2	0.4	-0.6
		298464	24.5		-0.3	0.1	-0.3	-0.6	0.1	0.3	0.0	0.6	-0.5	0.4	0.2	0.4	-0.2
		298465	24.6		-0.4	-0.6	-0.6	-0.3	0.5	-0.1	0.3	0.0	0.1	0.5	-0.3	-0.4	-0.1
		298466	24.1		-0.9	0.0	-0.9	0.0	0.4	0.0	0.1	0.4	0.2	0.4	0.0	0.0	0.2
		298467	25.7		-1.1	-0.4	-1.1	-0.1	0.2	-0.4	0.3	0.2	-0.2	0.5	0.5	0.3	0.1
		298468	24.1		-0.7	0.1	-0.7	-0.2	0.2	0.1	0.4	0.0	0.0	0.6	0.5	0.1	-0.4
		298511	28.3		-2.0	-0.5	-0.8	-0.1	0.1	0.0	-0.1	0.6	0.0	0.2	0.7	0.1	0.4
8	f	298470	26.0		-1.4	-0.9	-0.7	-0.1	1.0	0.4	0.1	0.4	-0.1	0.4	0.6	0.2	0.1
		298471	24.2		-0.9	-0.2	0.1	-0.1	-0.2	0.3	-0.3	0.6	-0.3	0.9	0.1	0.2	-0.3
		298472	22.8		0.1	-0.3	-0.7	0.1	-0.1	0.4	0.0	0.5	-0.4	0.9	0.2	-0.1	-0.6
		298473	24.5		-1.1	-0.1	0.1	0.1	-0.1	0.0	-0.1	0.4	-1.2	1.5	0.6	-0.4	0.2
		298474	22.7		-0.2	-0.9	-0.7	0.1	0.6	0.1	0.0	-0.1	0.2	0.4	0.7	0.2	-0.6
		298475	23.8		-0.4	-0.7	-0.3	-0.2	0.3	0.0	-0.1	0.0	0.2	0.9	0.3	0.2	0.5
		298476	25.5		-0.8	-0.3	0.0	-0.3	0.3	-0.1	0.0	0.2	0.3	0.6	0.4	0.5	-0.4
		298477	24.8		0.4	-0.5	-0.2	-0.5	0.1	0.6	0.1	0.3	0.4	0.3	0.6	0.1	-0.5
9	f	298478	24.4		-0.6	-0.2	-0.4	0.0	0.1	0.1	0.4	-0.4	0.2	0.0	0.5	-0.1	0.1
		298479	25.0		-1.2	0.8	-0.1	-0.7	0.2	0.0	-0.1	0.5	0.0	0.5	0.4	0.3	-0.4
		298480	23.6		-0.9	0.1	-0.6	-0.6	0.6	-0.3	-0.1	-0.1	0.1	0.6	0.1	-0.2	0.0
		298481	24.6		-1.2	0.2	-0.5	-0.2	0.4	0.0	0.4	0.0	-0.2	0.4	0.4	-0.3	-0.3
		298482	24.5		-1.6	-0.7	0.5	-0.1	0.6	-0.1	0.3	0.2	-0.3	0.3	1.3	-0.5	-0.2
		298483	24.5		-1.3	0.1	-0.6	0.0	0.4	0.2	-0.1	-0.1	0.1	0.8	1.2	-0.8	-0.1
		298484	26.5		-1.4	0.3	-0.6	-0.7	0.7	-0.1	-0.2	0.2	0.1	0.3	0.4	-0.3	0.0
		298485	22.9		-0.9	0.2	-0.7	-0.1	0.3	0.0	0.1	0.1	-0.2	0.3	0.5	0.0	0.3

Group 7 - Sieved Soil, Lot HS15040110, 0.01 ppm
Group 8 - Extract of Group 3 Sieved Soil, Lot FAFB-G1, 0.22 ppm
Group 9 - Extract of Group 4 Sieved Soil, Lot FAFB-G2, 9.17 ppm

Table 12: Individual Daily and Cumulative Body Weight Gain (continued)

031705 - Main Study: Foster AFB : Fourteen-Day Diet Mix of Soil and Soil Extracts in Mice 1

Bodyweight Gain (g)

Day numbers relative to Start Date

Group	Sex	Animal	Base Weight Day 1	From: / To:	1 / 2	2 / 3	3 / 4	4 / 5	5 / 6	6 / 7	7 / 8	8 / 9	9 / 10	10 / 11	11 / 12	12 / 13	13 / 14
10	f	298486	24.7		-0.4	-0.6	-0.4	0.0	0.4	0.6	0.1	-0.3	-0.2	0.2	1.1	0.0	0.1
		298487	24.0		-0.3	-0.7	-0.5	0.1	0.7	0.0	-0.1	0.2	-0.3	1.0	0.1	0.1	0.4
		298488	22.5		-0.7	0.1	-0.9	-0.3	0.3	0.2	0.3	-0.3	-0.2	0.7	0.5	0.2	0.4
		298489	25.0		-0.9	0.0	-0.4	-0.5	0.7	0.7	-0.2	-0.1	-0.2	0.6	0.7	-0.1	-0.1
		298490	23.3		-1.5	-0.5	0.1	-0.6	0.1	0.7	-0.4	0.0	-0.1	-0.1	0.4	-0.2	0.1
		298491	25.0		-0.8	-0.1	-0.5	-0.6	0.2	0.7	-0.3	0.5	-0.4	0.6	0.5	-0.3	0.3
		298492	24.8		-0.8	0.4	-0.1	-0.7	0.1	0.5	-0.3	0.4	0.1	0.0	1.1	-0.4	-0.1
		298493	23.1		-1.0	-0.6	0.0	-0.8	0.5	0.1	0.3	0.1	-0.4	0.4	1.2	-0.3	-0.1
11	f	298494	23.7		-1.1	-0.2	-0.6	-0.3	0.2	0.5	-0.2	0.4	-0.7	0.8	0.2	-0.3	-0.2
		298510	26.7		-1.7	0.0	-0.3	-0.3	0.6	0.1	0.1	0.0	-0.9	1.3	0.2	-0.4	0.0
		298496	25.8		-0.4	-0.1	-0.9	-0.4	0.6	0.6	-0.4	0.3	0.0	0.2	0.7	0.0	0.6
		298497	22.6		-1.0	-0.1	-0.8	-0.1	0.5	0.2	-0.4	0.3	-0.3	0.5	0.9	-0.6	0.7
		298498	24.0		-1.2	0.6	-0.6	-0.2	0.5	0.4	0.4	0.2	0.3	0.0	-0.3	-0.7	0.2
		298499	25.3		-0.7	0.6	-0.6	-0.2	0.1	0.1	0.5	-0.1	0.2	0.0	0.5	-0.2	0.3
		298500	25.1		-0.6	-0.5	-0.5	-0.2	0.4	0.4	0.3	0.4	0.0	0.2	0.5	-0.2	0.0
		298501	24.2		-1.1	0.3	0.1	-0.1	-0.1	0.1	0.2	0.0	0.4	0.3	0.2	-0.2	-0.1
12	f	298502	24.7		-0.4	0.4	-0.6	-0.1	0.2	0.0	0.1	0.4	-0.1	0.0	0.7	0.0	0.1
		298503	27.0		-1.2	-0.9	-0.4	-0.2	0.4	-0.4	0.0	0.3	-0.2	0.8	0.5	0.3	0.2
		298504	24.5		-0.2	0.2	-0.3	0.1	-0.2	0.4	0.0	0.3	0.2	-0.2	-0.4	-0.3	0.2
		298505	23.3		-0.6	0.2	-1.0	0.2	0.4	0.3	0.4	0.3	0.0	0.5	0.3	-1.0	0.0
		298506	23.4		-0.3	-0.2	0.0	-0.6	0.0	0.3	0.4	0.7	-0.4	0.4	0.3	-0.3	0.6
		298507	26.0		-1.6	-0.1	-0.4	-0.3	0.4	-0.3	0.1	0.1	-0.2	0.2	0.0	0.2	0.2
		298508	25.6		-0.9	0.2	-0.7	-0.1	0.6	0.3	0.1	-0.5	0.4	0.1	0.1	-0.5	0.0
		298509	25.2		-0.8	-1.1	-0.1	-0.3	0.6	0.1	0.1	0.3	-0.1	0.6	0.1	-0.4	-0.1

Group 10 - Extract of Group 5 Sieved Soil, Lot FAFB-G3, 1.58 ppm
Group 11 - Extract of Group 6 Sieved Soil, Lot FAFB-G4, 0.03 ppm
Group 12 - Extract of Group 7 Sieved Soil, Lot FAFB-G5, 0.01 ppm

Table 12: Individual Daily and Cumulative Body Weight Gain (continued)

031705 - Main Study: Foster AFB : Fourteen-Day Diet Mix of Soil and Soil Extracts in Mice 1

Bodyweight Gain (g)

Day numbers relative to Start Date

Group	Sex	Animal	Base Weight Day 1	From: 14 To: 15	Abs Gain 1 15
1	f	298414	25.2	-0.4	0.0
		298415	22.4	0.4	0.9
		298416	26.7	0.7	0.5
		298417	21.9	0.2	1.8
		298418	26.7	0.5	-0.5
		298419	25.4	0.4	-0.7
		298420	23.3	0.5	-0.2
		298421	24.9	0.5	1.5
2	f	298422	25.4	0.6	1.2
		298423	24.4	0.1	0.6
		298424	25.3	0.1	-0.1
		298425	22.9	0.2	0.1
		298426	23.4	0.1	0.4
		298427	24.8	-0.1	0.2
		298428	22.3	0.0	-0.7
		298429	24.5	-0.3	0.8
3	f	298430	23.0	0.2	-0.3
		298431	24.6	0.6	0.9
		298432	24.8	-0.2	-0.7
		298433	22.1	-0.2	1.2
		298434	24.7	0.1	0.1
		298435	24.6	-0.1	0.2
		298436	22.2	0.0	0.9
		298437	25.7	-0.2	0.0

Group 1 - Sieved soil to 250 µM, negative control, Lot HS150400780-17, 5% (w/w) of diet
Group 2 - Benzo(a)pyrene (B(a)P), Positive control, Lot SLBG9477V, 25 ppm
Group 3 - Sieved Soil, Lot HS15040099, 0.22 ppm

Table 12: Individual Daily and Cumulative Body Weight Gain (continued)

031705 - Main Study: Foster AFB : Fourteen-Day Diet Mix of Soil and Soil Extracts in Mice 1

Bodyweight Gain (g)

Day numbers relative to Start Date

Group	Sex	Animal	Base Weight Day 1	From:	14	Abs Gain 1 15
				To:	15	
4	f	298438	22.0		0.5	0.6
		298439	24.2		0.0	0.2
		298440	24.1		0.0	0.5
		298441	24.3		0.3	0.2
		298442	26.0		-2.4	-2.3
		298443	24.1		-1.0	-0.8
		298444	24.8		-1.6	-2.5
		298445	22.8		-0.8	-0.9
5	f	298446	21.7		0.1	-0.5
		298447	26.7		0.4	-1.9
		298448	24.4		-0.2	-0.5
		298449	25.7		-0.3	-1.3
		298450	21.5		-0.1	0.3
		298451	24.6		0.5	0.4
		298452	26.3		0.7	0.5
		298453	24.4		0.0	0.8
6	f	298454	26.2		0.3	0.7
		298455	22.6		-0.1	-1.3
		298456	25.8		0.1	-0.6
		298457	21.7		0.1	-0.6
		298458	23.9		0.1	-1.0
		298459	25.0		0.4	-0.6
		298460	26.6		0.0	-0.1
		298461	23.9		0.2	-0.6

Group 4 - Sieved Soil, Lot HS15040097, 9.17 ppm
Group 5 - Sieved Soil, Lot HS15040080, 1.42 ppm
Group 6 - Sieved Soil, Lot HS15040100, 0.03 ppm

Table 12: Individual Daily and Cumulative Body Weight Gain (continued)

031705 - Main Study: Foster AFB : Fourteen-Day Diet Mix of Soil and Soil Extracts in Mice 1

Bodyweight Gain (g)

Day numbers relative to Start Date

Group	Sex	Animal	Base Weight Day 1	From: 14 To: 15	Abs Gain 1 15
7	f	298462	22.1	0.5	-0.4
		298463	24.1	-0.2	-0.3
		298464	24.5	-0.1	0.1
		298465	24.6	0.5	-0.9
		298466	24.1	0.4	0.3
		298467	25.7	0.1	-1.1
		298468	24.1	0.5	0.5
		298511	28.3	0.0	-1.4
8	f	298470	26.0	0.1	0.1
		298471	24.2	0.4	0.3
		298472	22.8	-0.2	-0.2
		298473	24.5	0.2	0.1
		298474	22.7	0.6	0.4
		298475	23.8	0.6	1.3
		298476	25.5	-0.1	0.3
		298477	24.8	-0.5	0.7
9	f	298478	24.4	0.2	-0.1
		298479	25.0	0.2	0.4
		298480	23.6	0.1	-1.2
		298481	24.6	0.3	-0.6
		298482	24.5	0.2	-0.1
		298483	24.5	0.2	0.0
		298484	26.5	0.3	-1.0
		298485	22.9	0.1	-0.0

Group 7 - Sieved Soil, Lot HS15040110, 0.01 ppm
Group 8 - Extract of Group 3 Sieved Soil, Lot FAFB-G1, 0.22 ppm
Group 9 - Extract of Group 4 Sieved Soil, Lot FAFB-G2, 9.17 ppm

Table 12: Individual Daily and Cumulative Body Weight Gain (continued)

031705 - Main Study: Foster AFB : Fourteen-Day Diet Mix of Soil and Soil Extracts in Mice 1

Bodyweight Gain (g)

Day numbers relative to Start Date

Group	Sex	Animal	Base Weight Day 1	From:	14	Abs Gain 1 15
				To:	15	
10	f	298486	24.7		-0.3	0.3
		298487	24.0		0.3	1.0
		298488	22.5		-0.8	-0.5
		298489	25.0		-0.7	-0.5
		298490	23.3		0.1	-1.9
		298491	25.0		-0.6	-0.8
		298492	24.8		0.6	0.8
		298493	23.1		-0.3	-0.9
11	f	298494	23.7		0.2	-1.3
		298510	26.7		0.0	-1.3
		298496	25.8		-0.4	0.4
		298497	22.6		0.0	-0.2
		298498	24.0		0.2	-0.2
		298499	25.3		-0.7	-0.2
		298500	25.1		-0.2	0.0
		298501	24.2		0.5	0.5
12	f	298502	24.7		-0.1	0.6
		298503	27.0		0.1	-0.7
		298504	24.5		0.3	0.1
		298505	23.3		-0.1	-0.1
		298506	23.4		0.0	0.9
		298507	26.0		-0.4	-2.1
		298508	25.6		0.0	-0.9
		298509	25.2		-0.2	-1.3

Group 10 - Extract of Group 5 Sieved Soil, Lot FAFB-G3, 1.58 ppm
Group 11 - Extract of Group 6 Sieved Soil, Lot FAFB-G4, 0.03 ppm
Group 12 - Extract of Group 7 Sieved Soil, Lot FAFB-G5, 0.01 ppm

Table 13: Individual Food Consumption

031705 - Main Study: Foster AFB : Fourteen-Day Diet Mix of Soil and Soil Extracts in Mice

Food Consumption (g/animal/day)

Day numbers relative to Start Date

Group	Sex	Animal	From: / To:	-20 / -19	-19 / -18	-18 / -17	-17 / -16	-16 / -15	-15 / -14	-14 / -13	1 / 2	2 / 3	3 / 4	4 / 5
1	f	298414		1.6	2.9	3.1	3.7	3.7	3.3	2.9	2.9	3.4	3.2	3.2
		298415		1.6	2.9	3.1	3.7	3.7	3.3	2.9	2.9	3.4	3.2	3.2
		298416		1.6	2.9	3.1	3.7	3.7	3.3	2.9	2.9	3.4	3.2	3.2
		298417		1.6	2.9	3.1	3.7	3.7	3.3	2.9	2.9	3.4	3.2	3.2
		298418		1.9	3.4	3.3	3.8	4.0	3.2	2.9	2.8	3.6	3.2	3.1
		298419		1.9	3.4	3.3	3.8	4.0	3.2	2.9	2.8	3.6	3.2	3.1
		298420		1.9	3.4	3.3	3.8	4.0	3.2	2.9	2.8	3.6	3.2	3.1
		298421		1.9	3.4	3.3	3.8	4.0	3.2	2.9	2.8	3.6	3.2	3.1
2	f	298422		2.2	3.3	3.1	3.5	2.6	3.4	3.3	2.4	3.2	3.0	2.9
		298423		2.2	3.3	3.1	3.5	2.6	3.4	3.3	2.4	3.2	3.0	2.9
		298424		2.2	3.3	3.1	3.5	2.6	3.4	3.3	2.4	3.2	3.0	2.9
		298425		2.2	3.3	3.1	3.5	2.6	3.4	3.3	2.4	3.2	3.0	2.9
		298426		2.1	3.3	3.2	3.8	3.4	3.5	3.2	2.8	3.3	3.0	3.3
		298427		2.1	3.3	3.2	3.8	3.4	3.5	3.2	2.8	3.3	3.0	3.3
		298428		2.1	3.3	3.2	3.8	3.4	3.5	3.2	2.8	3.3	3.0	3.3
		298429		2.1	3.3	3.2	3.8	3.4	3.5	3.2	2.8	3.3	3.0	3.3
3	f	298430		2.1	3.2	3.1	3.5	3.2	3.3	2.9	2.6	3.3	3.4	3.3
		298431		2.1	3.2	3.1	3.5	3.2	3.3	2.9	2.6	3.3	3.4	3.3
		298432		2.1	3.2	3.1	3.5	3.2	3.3	2.9	2.6	3.3	3.4	3.3
		298433		2.1	3.2	3.1	3.5	3.2	3.3	2.9	2.6	3.3	3.4	3.3
		298434		2.2	3.0	3.2	3.4	3.4	3.7	3.3	2.8	3.4	3.6	3.0
		298435		2.2	3.0	3.2	3.4	3.4	3.7	3.3	2.8	3.4	3.6	3.0
		298436		2.2	3.0	3.2	3.4	3.4	3.7	3.3	2.8	3.4	3.6	3.0
		298437		2.2	3.0	3.2	3.4	3.4	3.7	3.3	2.8	3.4	3.6	3.0

Group 1 - Sieved soil to 250 µM, negative control, Lot HS150400780-17, 5% (w/w) of diet
Group 2 - Benzo(a)pyrene (B(a)P), Positive control, Lot SLBG9477V, 25 ppm
Group 3 - Sieved Soil, Lot HS15040099, 0.22 ppm

Table 13: Individual Food Consumption (continued)

031705 - Main Study: Foster AFB : Fourteen-Day Diet Mix of Soil and Soil Extracts in Mice

Food Consumption (g/animal/day)

Day numbers relative to Start Date

Group	Sex	Animal	From: / To:	-20 / -19	-19 / -18	-18 / -17	-17 / -16	-16 / -15	-15 / -14	-14 / -13	1 / 2	2 / 3	3 / 4	4 / 5
4	f	298438		2.5	3.2	3.1	3.4	3.1	3.7	3.0	3.0	3.5	3.0	3.2
		298439		2.5	3.2	3.1	3.4	3.1	3.7	3.0	3.0	3.5	3.0	3.2
		298440		2.5	3.2	3.1	3.4	3.1	3.7	3.0	3.0	3.5	3.0	3.2
		298441		2.5	3.2	3.1	3.4	3.1	3.7	3.0	3.0	3.5	3.0	3.2
		298442		2.7	3.4	3.5	3.4	3.0	3.4	3.5	2.9	3.5	3.4	3.4
		298443		2.7	3.4	3.5	3.4	3.0	3.4	3.5	2.9	3.5	3.4	3.4
		298444		2.7	3.4	3.5	3.4	3.0	3.4	3.5	2.9	3.5	3.4	3.4
		298445		2.7	3.4	3.5	3.4	3.0	3.4	3.5	2.9	3.5	3.4	3.4
5	f	298446		2.0	3.2	3.1	3.3	3.4	3.5	3.1	3.1	3.8	3.3	3.4
		298447		2.0	3.2	3.1	3.3	3.4	3.5	3.1	3.1	3.8	3.3	3.4
		298448		2.0	3.2	3.1	3.3	3.4	3.5	3.1	3.1	3.8	3.3	3.4
		298449		2.0	3.2	3.1	3.3	3.4	3.5	3.1	3.1	3.8	3.3	3.4
		298450		2.6	3.3	3.4	3.5	3.7	3.5	3.5	3.2	3.6	3.1	3.2
		298451		2.6	3.3	3.4	3.5	3.7	3.5	3.5	3.2	3.6	3.1	3.2
		298452		2.6	3.3	3.4	3.5	3.7	3.5	3.5	3.2	3.6	3.1	3.2
		298453		2.6	3.3	3.4	3.5	3.7	3.5	3.5	3.2	3.6	3.1	3.2
6	f	298454		1.1	3.2	3.2	3.5	3.3	3.3	3.3	2.5	3.5	3.1	3.5
		298455		1.1	3.2	3.2	3.5	3.3	3.3	3.3	2.5	3.5	3.1	3.5
		298456		1.1	3.2	3.2	3.5	3.3	3.3	3.3	2.5	3.5	3.1	3.5
		298457		1.1	3.2	3.2	3.5	3.3	3.3	3.3	2.5	3.5	3.1	3.5
		298458		1.8	3.4	3.4	3.5	3.6	3.4	3.4	2.8	3.4	3.0	3.2
		298459		1.8	3.4	3.4	3.5	3.6	3.4	3.4	2.8	3.4	3.0	3.2
		298460		1.8	3.4	3.4	3.5	3.6	3.4	3.4	2.8	3.4	3.0	3.2
		298461		1.8	3.4	3.4	3.5	3.6	3.4	3.4	2.8	3.4	3.0	3.2

Group 4 - Sieved Soil, Lot HS15040097, 9.17 ppm
Group 5 - Sieved Soil, Lot HS15040080, 1.42 ppm
Group 6 - Sieved Soil, Lot HS15040100, 0.03 ppm

Table 13: Individual Food Consumption (continued)

031705 - Main Study: Foster AFB : Fourteen-Day Diet Mix of Soil and Soil Extracts in Mice

Food Consumption (g/animal/day)

Day numbers relative to Start Date

Group	Sex	Animal	From: / To:	-20 / -19	-19 / -18	-18 / -17	-17 / -16	-16 / -15	-15 / -14	-14 / -13	1 / 2	2 / 3	3 / 4	4 / 5
7	f	298462		1.7	3.2	3.3	3.2	3.6	3.4	3.4	2.8	3.3	3.1	3.2
		298463		1.7	3.2	3.3	3.2	3.6	3.4	3.4	2.8	3.3	3.1	3.2
		298464		1.7	3.2	3.3	3.2	3.6	3.4	3.4	2.8	3.3	3.1	3.2
		298465		1.7	3.2	3.3	3.2	3.6	3.4	3.4	2.8	3.3	3.1	3.2
		298466		2.4	3.5	3.3	3.7	3.4	3.4	3.3	2.9	3.7	2.3	3.7
		298467		2.4	3.5	3.3	3.7	3.4	3.4	3.3	2.9	3.7	2.3	3.7
		298468		2.4	3.5	3.3	3.7	3.4	3.4	3.3	2.9	3.7	2.3	3.7
		298511		2.4	3.5	3.3	3.7	3.4	3.4	3.3	2.9	3.7	2.3	3.7
8	f	298470		1.3	3.1	3.4	3.6	3.6	3.2	3.1	3.0	3.3	3.1	3.3
		298471		1.3	3.1	3.4	3.6	3.6	3.2	3.1	3.0	3.3	3.1	3.3
		298472		1.3	3.1	3.4	3.6	3.6	3.2	3.1	3.0	3.3	3.1	3.3
		298473		1.3	3.1	3.4	3.6	3.6	3.2	3.1	3.0	3.3	3.1	3.3
		298474		1.4	3.2	3.1	3.5	3.6	3.4	3.5	3.0	3.2	2.7	3.4
		298475		1.4	3.2	3.1	3.5	3.6	3.4	3.5	3.0	3.2	2.7	3.4
		298476		1.4	3.2	3.1	3.5	3.6	3.4	3.5	3.0	3.2	2.7	3.4
		298477		1.4	3.2	3.1	3.5	3.6	3.4	3.5	3.0	3.2	2.7	3.4
9	f	298478		1.5	2.8	3.0	3.3	3.2	3.2	3.2	2.5	3.1	3.1	3.2
		298479		1.5	2.8	3.0	3.3	3.2	3.2	3.2	2.5	3.1	3.1	3.2
		298480		1.5	2.8	3.0	3.3	3.2	3.2	3.2	2.5	3.1	3.1	3.2
		298481		1.5	2.8	3.0	3.3	3.2	3.2	3.2	2.5	3.1	3.1	3.2
		298482		1.6	3.4	3.0	3.9	3.3	3.5	3.4	2.2	2.9	2.9	3.1
		298483		1.6	3.4	3.0	3.9	3.3	3.5	3.4	2.2	2.9	2.9	3.1
		298484		1.6	3.4	3.0	3.9	3.3	3.5	3.4	2.2	2.9	2.9	3.1
		298485		1.6	3.4	3.0	3.9	3.3	3.5	3.4	2.2	2.9	2.9	3.1

Group 7 - Sieved Soil, Lot HS15040110, 0.01 ppm
Group 8 - Extract of Group 3 Sieved Soil, Lot FAFB-G1, 0.22 ppm
Group 9 - Extract of Group 4 Sieved Soil, Lot FAFB-G2, 9.17 ppm

Table 13: Individual Food Consumption (continued)

031705 - Main Study: Foster AFB : Fourteen-Day Diet Mix of Soil and Soil Extracts in Mice

Food Consumption (g/animal/day)

Day numbers relative to Start Date

Group	Sex	Animal	From: / To:	-20 / -19	-19 / -18	-18 / -17	-17 / -16	-16 / -15	-15 / -14	-14 / -13	1 / 2	2 / 3	3 / 4	4 / 5
10	f	298486		1.5	3.0	3.0	3.5	3.5	3.3	3.1	2.9	3.4	3.0	3.3
		298487		1.5	3.0	3.0	3.5	3.5	3.3	3.1	2.9	3.4	3.0	3.3
		298488		1.5	3.0	3.0	3.5	3.5	3.3	3.1	2.9	3.4	3.0	3.3
		298489		1.5	3.0	3.0	3.5	3.5	3.3	3.1	2.9	3.4	3.0	3.3
		298490		1.6	3.0	3.0	3.3	2.8	3.1	3.2	2.5	3.2	3.2	2.8
		298491		1.6	3.0	3.0	3.3	2.8	3.1	3.2	2.5	3.2	3.2	2.8
		298492		1.6	3.0	3.0	3.3	2.8	3.1	3.2	2.5	3.2	3.2	2.8
		298493		1.6	3.0	3.0	3.3	2.8	3.1	3.2	2.5	3.2	3.2	2.8
11	f	298494		2.1	3.1	2.9	3.3	2.6	2.8	3.2	2.1	2.8	2.7	2.9
		298510		2.1	3.1	2.9	3.3	2.6	2.8	3.2	2.1	2.8	2.7	2.9
		298496		2.1	3.1	2.9	3.3	2.6	2.8	3.2	2.1	2.8	2.7	2.9
		298497		2.1	3.1	2.9	3.3	2.6	2.8	3.2	2.1	2.8	2.7	2.9
		298498		2.3	3.3	3.2	3.6	3.6	3.3	3.4	2.1	3.3	3.0	3.1
		298499		2.3	3.3	3.2	3.6	3.6	3.3	3.4	2.1	3.3	3.0	3.1
		298500		2.3	3.3	3.2	3.6	3.6	3.3	3.4	2.1	3.3	3.0	3.1
		298501		2.3	3.3	3.2	3.6	3.6	3.3	3.4	2.1	3.3	3.0	3.1
12	f	298502		1.7	3.3	3.3	3.8	3.2	3.4	2.7	2.5	3.0	3.1	3.2
		298503		1.7	3.3	3.3	3.8	3.2	3.4	2.7	2.5	3.0	3.1	3.2
		298504		1.7	3.3	3.3	3.8	3.2	3.4	2.7	2.5	3.0	3.1	3.2
		298505		1.7	3.3	3.3	3.8	3.2	3.4	2.7	2.5	3.0	3.1	3.2
		298506		2.3	3.2	3.1	3.7	3.8	3.4	3.5	2.4	3.2	3.2	3.1
		298507		2.3	3.2	3.1	3.7	3.8	3.4	3.5	2.4	3.2	3.2	3.1
		298508		2.3	3.2	3.1	3.7	3.8	3.4	3.5	2.4	3.2	3.2	3.1
		298509		2.3	3.2	3.1	3.7	3.8	3.4	3.5	2.4	3.2	3.2	3.1

Group 10 - Extract of Group 5 Sieved Soil, Lot FAFB-G3, 1.58 ppm
Group 11 - Extract of Group 6 Sieved Soil, Lot FAFB-G4, 0.03 ppm
Group 12 - Extract of Group 7 Sieved Soil, Lot FAFB-G5, 0.01 ppm

Table 13: Individual Food Consumption (continued)

031705 - Main Study: Foster AFB : Fourteen-Day Diet Mix of Soil and Soil Extracts in Mice

Food Consumption (g/animal/day)

Day numbers relative to Start Date

Group	Sex	Animal	From: / To:	5 / 6	6 / 7	7 / 8	8 / 9	9 / 10	10 / 11	11 / 12	12 / 13	13 / 14	14 / 15
1	f	298414		3.1	3.5	3.5	3.9	3.5	3.6	4.1	3.7	3.4	3.4
		298415		3.1	3.5	3.5	3.9	3.5	3.6	4.1	3.7	3.4	3.4
		298416		3.1	3.5	3.5	3.9	3.5	3.6	4.1	3.7	3.4	3.4
		298417		3.1	3.5	3.5	3.9	3.5	3.6	4.1	3.7	3.4	3.4
		298418		3.4	3.5	3.2	3.8	3.7	3.6	4.3	3.7	3.5	3.6
		298419		3.4	3.5	3.2	3.8	3.7	3.6	4.3	3.7	3.5	3.6
		298420		3.4	3.5	3.2	3.8	3.7	3.6	4.3	3.7	3.5	3.6
		298421		3.4	3.5	3.2	3.8	3.7	3.6	4.3	3.7	3.5	3.6
2	f	298422		3.0	3.0	3.7	3.4	3.7	3.0	3.9	3.4	3.3	3.5
		298423		3.0	3.0	3.7	3.4	3.7	3.0	3.9	3.4	3.3	3.5
		298424		3.0	3.0	3.7	3.4	3.7	3.0	3.9	3.4	3.3	3.5
		298425		3.0	3.0	3.7	3.4	3.7	3.0	3.9	3.4	3.3	3.5
		298426		3.4	2.9	3.3	3.8	3.5	3.6	3.5	3.2	3.3	3.3
		298427		3.4	2.9	3.3	3.8	3.5	3.6	3.5	3.2	3.3	3.3
		298428		3.4	2.9	3.3	3.8	3.5	3.6	3.5	3.2	3.3	3.3
		298429		3.4	2.9	3.3	3.8	3.5	3.6	3.5	3.2	3.3	3.3
3	f	298430		3.2	3.1	3.2	3.6	3.3	3.4	3.8	3.5	3.5	3.6
		298431		3.2	3.1	3.2	3.6	3.3	3.4	3.8	3.5	3.5	3.6
		298432		3.2	3.1	3.2	3.6	3.3	3.4	3.8	3.5	3.5	3.6
		298433		3.2	3.1	3.2	3.6	3.3	3.4	3.8	3.5	3.5	3.6
		298434		3.2	3.2	3.9	3.8	4.1	3.5	4.2	3.9	3.6	3.5
		298435		3.2	3.2	3.9	3.8	4.1	3.5	4.2	3.9	3.6	3.5
		298436		3.2	3.2	3.9	3.8	4.1	3.5	4.2	3.9	3.6	3.5
		298437		3.2	3.2	3.9	3.8	4.1	3.5	4.2	3.9	3.6	3.5

Group 1 - Sieved soil to 250 µM, negative control, Lot HS150400780-17, 5% (w/w) of diet
Group 2 - Benzo(a)pyrene (B(a)P), Positive control, Lot SLBG9477V, 25 ppm
Group 3 - Sieved Soil, Lot HS15040099, 0.22 ppm

Table 13: Individual Food Consumption (continued)

031705 - Main Study: Foster AFB : Fourteen-Day Diet Mix of Soil and Soil Extracts in Mice

Food Consumption (g/animal/day)

Day numbers relative to Start Date

Group	Sex	Animal	From: / To:	5 / 6	6 / 7	7 / 8	8 / 9	9 / 10	10 / 11	11 / 12	12 / 13	13 / 14	14 / 15
4	f	298438		3.4	3.4	3.4	3.8	3.7	3.8	4.0	3.6	3.5	3.5
		298439		3.4	3.4	3.4	3.8	3.7	3.8	4.0	3.6	3.5	3.5
		298440		3.4	3.4	3.4	3.8	3.7	3.8	4.0	3.6	3.5	3.5
		298441		3.4	3.4	3.4	3.8	3.7	3.8	4.0	3.6	3.5	3.5
		298442		3.5	3.7	3.4	3.8	3.7	3.6	4.1	3.0	4.0	1.3
		298443		3.5	3.7	3.4	3.8	3.7	3.6	4.1	3.0	4.0	1.3
		298444		3.5	3.7	3.4	3.8	3.7	3.6	4.1	3.0	4.0	1.3
		298445		3.5	3.7	3.4	3.8	3.7	3.6	4.1	3.0	4.0	1.3
5	f	298446		3.5	3.4	3.4	3.7	3.5	3.9	3.9	3.7	3.3	3.5
		298447		3.5	3.4	3.4	3.7	3.5	3.9	3.9	3.7	3.3	3.5
		298448		3.5	3.4	3.4	3.7	3.5	3.9	3.9	3.7	3.3	3.5
		298449		3.5	3.4	3.4	3.7	3.5	3.9	3.9	3.7	3.3	3.5
		298450		3.5	3.6	3.6	4.0	3.0	3.8	4.1	3.8	3.3	3.7
		298451		3.5	3.6	3.6	4.0	3.0	3.8	4.1	3.8	3.3	3.7
		298452		3.5	3.6	3.6	4.0	3.0	3.8	4.1	3.8	3.3	3.7
		298453		3.5	3.6	3.6	4.0	3.0	3.8	4.1	3.8	3.3	3.7
6	f	298454		3.3	3.2	3.5	3.7	3.6	3.7	3.7	3.2	3.2	3.6
		298455		3.3	3.2	3.5	3.7	3.6	3.7	3.7	3.2	3.2	3.6
		298456		3.3	3.2	3.5	3.7	3.6	3.7	3.7	3.2	3.2	3.6
		298457		3.3	3.2	3.5	3.7	3.6	3.7	3.7	3.2	3.2	3.6
		298458		3.4	3.4	3.8	3.7	3.6	3.7	3.9	3.7	3.6	3.7
		298459		3.4	3.4	3.8	3.7	3.6	3.7	3.9	3.7	3.6	3.7
		298460		3.4	3.4	3.8	3.7	3.6	3.7	3.9	3.7	3.6	3.7
		298461		3.4	3.4	3.8	3.7	3.6	3.7	3.9	3.7	3.6	3.7

Group 4 - Sieved Soil, Lot HS15040097, 9.17 ppm
Group 5 - Sieved Soil, Lot HS15040080, 1.42 ppm
Group 6 - Sieved Soil, Lot HS15040100, 0.03 ppm

Table 13: Individual Food Consumption (continued)

031705 - Main Study: Foster AFB : Fourteen-Day Diet Mix of Soil and Soil Extracts in Mice

Food Consumption (g/animal/day)

Day numbers relative to Start Date

Group	Sex	Animal	From: / To:	5 / 6	6 / 7	7 / 8	8 / 9	9 / 10	10 / 11	11 / 12	12 / 13	13 / 14	14 / 15
7	f	298462		3.5	3.4	3.6	3.8	3.6	3.6	3.9	3.5	3.3	3.4
		298463		3.5	3.4	3.6	3.8	3.6	3.6	3.9	3.5	3.3	3.4
		298464		3.5	3.4	3.6	3.8	3.6	3.6	3.9	3.5	3.3	3.4
		298465		3.5	3.4	3.6	3.8	3.6	3.6	3.9	3.5	3.3	3.4
		298466		3.2	3.2	3.6	3.6	3.6	3.9	4.2	4.2	3.6	3.8
		298467		3.2	3.2	3.6	3.6	3.6	3.9	4.2	4.2	3.6	3.8
		298468		3.2	3.2	3.6	3.6	3.6	3.9	4.2	4.2	3.6	3.8
		298511		3.2	3.2	3.6	3.6	3.6	3.9	4.2	4.2	3.6	3.8
8	f	298470		3.2	3.4	3.3	2.7	4.8	3.5	4.1	3.4	3.2	3.3
		298471		3.2	3.4	3.3	2.7	4.8	3.5	4.1	3.4	3.2	3.3
		298472		3.2	3.4	3.3	2.7	4.8	3.5	4.1	3.4	3.2	3.3
		298473		3.2	3.4	3.3	2.7	4.8	3.5	4.1	3.4	3.2	3.3
		298474		3.3	3.2	3.4	4.6	2.1	3.8	4.2	3.9	3.3	3.4
		298475		3.3	3.2	3.4	4.6	2.1	3.8	4.2	3.9	3.3	3.4
		298476		3.3	3.2	3.4	4.6	2.1	3.8	4.2	3.9	3.3	3.4
		298477		3.3	3.2	3.4	4.6	2.1	3.8	4.2	3.9	3.3	3.4
9	f	298478		3.2	3.2	3.4	3.3	3.3	3.5	3.6	3.3	3.1	3.4
		298479		3.2	3.2	3.4	3.3	3.3	3.5	3.6	3.3	3.1	3.4
		298480		3.2	3.2	3.4	3.3	3.3	3.5	3.6	3.3	3.1	3.4
		298481		3.2	3.2	3.4	3.3	3.3	3.5	3.6	3.3	3.1	3.4
		298482		3.2	3.1	3.2	3.2	3.2	3.4	4.0	3.3	2.9	3.4
		298483		3.2	3.1	3.2	3.2	3.2	3.4	4.0	3.3	2.9	3.4
		298484		3.2	3.1	3.2	3.2	3.2	3.4	4.0	3.3	2.9	3.4
		298485		3.2	3.1	3.2	3.2	3.2	3.4	4.0	3.3	2.9	3.4

Group 7 - Sieved Soil, Lot HS15040110, 0.01 ppm
Group 8 - Extract of Group 3 Sieved Soil, Lot FAFB-G1, 0.22 ppm
Group 9 - Extract of Group 4 Sieved Soil, Lot FAFB-G2, 9.17 ppm

Table 13: Individual Food Consumption (continued)

031705 - Main Study: Foster AFB : Fourteen-Day Diet Mix of Soil and Soil Extracts in Mice

Food Consumption (g/animal/day)

Day numbers relative to Start Date

Group	Sex	Animal	From: / To:	5 / 6	6 / 7	7 / 8	8 / 9	9 / 10	10 / 11	11 / 12	12 / 13	13 / 14	14 / 15
10	f	298486		3.2	3.6	3.5	3.7	3.3	3.4	4.2	3.7	3.2	3.5
		298487		3.2	3.6	3.5	3.7	3.3	3.4	4.2	3.7	3.2	3.5
		298488		3.2	3.6	3.5	3.7	3.3	3.4	4.2	3.7	3.2	3.5
		298489		3.2	3.6	3.5	3.7	3.3	3.4	4.2	3.7	3.2	3.5
		298490		2.9	3.5	3.1	3.2	2.9	3.3	3.9	3.5	3.0	3.1
		298491		2.9	3.5	3.1	3.2	2.9	3.3	3.9	3.5	3.0	3.1
		298492		2.9	3.5	3.1	3.2	2.9	3.3	3.9	3.5	3.0	3.1
		298493		2.9	3.5	3.1	3.2	2.9	3.3	3.9	3.5	3.0	3.1
11	f	298494		3.1	3.4	2.8	3.5	3.3	3.0	3.6	3.1	2.9	3.2
		298510		3.1	3.4	2.8	3.5	3.3	3.0	3.6	3.1	2.9	3.2
		298496		3.1	3.4	2.8	3.5	3.3	3.0	3.6	3.1	2.9	3.2
		298497		3.1	3.4	2.8	3.5	3.3	3.0	3.6	3.1	2.9	3.2
		298498		3.1	3.3	3.6	3.2	3.3	3.5	3.5	3.0	3.0	3.1
		298499		3.1	3.3	3.6	3.2	3.3	3.5	3.5	3.0	3.0	3.1
		298500		3.1	3.3	3.6	3.2	3.3	3.5	3.5	3.0	3.0	3.1
		298501		3.1	3.3	3.6	3.2	3.3	3.5	3.5	3.0	3.0	3.1
12	f	298502		3.3	3.2	3.5	3.6	3.4	3.4	3.7	3.4	3.0	3.5
		298503		3.3	3.2	3.5	3.6	3.4	3.4	3.7	3.4	3.0	3.5
		298504		3.3	3.2	3.5	3.6	3.4	3.4	3.7	3.4	3.0	3.5
		298505		3.3	3.2	3.5	3.6	3.4	3.4	3.7	3.4	3.0	3.5
		298506		3.5	3.3	3.6	3.5	3.4	3.6	3.5	3.3	3.0	3.3
		298507		3.5	3.3	3.6	3.5	3.4	3.6	3.5	3.3	3.0	3.3
		298508		3.5	3.3	3.6	3.5	3.4	3.6	3.5	3.3	3.0	3.3
		298509		3.5	3.3	3.6	3.5	3.4	3.6	3.5	3.3	3.0	3.3

Group 10 - Extract of Group 5 Sieved Soil, Lot FAFB-G3, 1.58 ppm
Group 11 - Extract of Group 6 Sieved Soil, Lot FAFB-G4, 0.03 ppm
Group 12 - Extract of Group 7 Sieved Soil, Lot FAFB-G5, 0.01 ppm

Table 14: Urine Volumes by Cage

Group	Cage	Test Article	Test Article Lot Number	Study Day. Urine volume in mLs Volumes shown are volume collected *per cage* (4 animals per cage)													
				2	3	4	5	6	7	8	9	10	11	12	13	14	15
1	1	- Control	HS15040080-17	4.5	6.5	10.8	19.0	5.5	20.0	7.4	14.6	9.4	5.5	5.5	4.8	7.3	6.4
	2			11.5	30.0	11.5	39.5	3.7	4.6	6.0	14.4	9.0	3.5	5.4	4.5	4.5	2.5
2	1	+ Control	SLBG9477V	3.5	5.0	3.6	2.0	4.0	5.0	5.0	5.2	8.7	4.0	5.8	4.0	1.8	2.5
	2			9.5	5.8	17	38.1	4.2	4.5	5.5	14.5	3.8	14.5	6.0	4.9	4.5	5.5
3	1	Sieved Soil	HS15040099	3.5	2.2	4.5	15.0	4.8	3.4	4.3	11.3	15.0	8.5	5.0	3.7	5.8	3.8
	2			3.5	4.4	5.5	9.6	3.5	4.0	3.1	6.9	8.6	3.0	2.5	5.2	6.5	4.5
4	1	Sieved Soil	HS15040097	2.6	4.0	4.9	12.8	3.1	4.8	3.5	4.4	3.6	4.0	3.2	4.5	3.9	5.0
	2			4.4	8.4	9.4	14.3	4.0	5.5	7.1	10.8	12.5	5.9	7.0	6.0	8.0	7.6
5	1	Sieved Soil	HS15040080	4.1	5.5	9.0	9.0	4.4	3.5	5.5	4.6	8.9	3.6	5.3	3.0	4.3	2.8
	2			4.5	13.2	5.5	9.4	4.7	9.6	5.5	9.0	11.8	6.0	6.4	5.7	4.6	6.3
6	1	Sieved Soil	HS15040100	4.4	5.0	4.4	7.5	3.5	5.1	5.9	4.5	7.4	5.1	7.0	4.8	5.5	8.0
	2			3.1	6.6	7.6	8.1	4.1	4.0	4.5	12.9	10.8	5.0	6.0	5.5	7.0	9.5
7	1	Sieved Soil	HS15040110	3.7	5.0	6.5	10.4	4.9	5.1	5.5	12.8	10.4	4.6	6.0	4.5	5.4	4.4
	2			3.2	7.0	9.0	8.8	4.0	5.2	4.8	6.9	10.5	5.1	5.6	5.9	3.8	8.0
8	1	Extract of Group 3	FAFB-G1	8.2	14.0	10.6	16.5	5.2	5.7	7.4	8.0	6.0	4.9	8.3	7.5	7.0	5.8
	2			6.0	26.0	5.9	23.0	3.9	5.9	8.0	15.0	20.0	6.3	7.4	8.5	7.7	14.8
9	1	Extract of Group 4	FAFB-G2	3.8	4.0	3.5	8.4	2.8	4.0	4.1	8.5	8.1	3.9	3.9	3.5	4.5	4.5
	2			3.5	3.8	3.2	3.9	3.9	5.0	4.5	6.4	6.9	4.5	5.2	5.4	4.5	4.8
10	1	Extract of Group 5	FAFB-G3	20.0	34.0	23.9	43.8	4.1	5.4	6.3	42.2	29.5	4.2	6.0	4.6	6.0	19.4
	2			10.5	11.5	7.5	20.0	2.5	3.6	4.0	9.0	20.8	1.0	4.9	4.0	5.3	5.0
11	1	Extract of Group 6	FAFB-G4	7.0	4.6	5.0	7.4	3.9	4.5	5.3	6.0	3.5	3.5	3.5	5.0	3.8	6.0
	2			2.0	4.6	4.9	5.3	4.0	5.0	5.5	6.0	5.4	4.3	4.0	3.0	3.8	5.5
12	1	Extract of Group 7	FAFB-G5	5.2	4.6	8.4	7.5	4.0	6.0	5.0	8.2	7.9	5.9	6.5	6.6	4.8	7.0
	2			4.5	27.5	5.8	15.0	4.5	5.0	5.4	11.9	15.0	4.8	5.5	4.0	4.5	10.0

Group 1 - Sieved soil to 250 µM, negative control, Lot HS150400780-17, 5% (w/w) of diet
Group 2 - Benzo(a)pyrene (B(a)P), Positive control, Lot SLBG9477V, 25 ppm
Group 3 - Sieved Soil, Lot HS15040099, 0.22 ppm
Group 4 - Sieved Soil, Lot HS15040097, 9.17 ppm
Group 5 - Sieved Soil, Lot HS15040080, 1.42 ppm
Group 6 - Sieved Soil, Lot HS15040100, 0.03 ppm
Group 7 - Sieved Soil, Lot HS15040110, 0.01 ppm
Group 8 - Extract of Group 3 Sieved Soil, Lot FAFB-G1, 0.22 ppm
Group 9 - Extract of Group 4 Sieved Soil, Lot FAFB-G2, 9.17 ppm
Group 10 - Extract of Group 5 Sieved Soil, Lot FAFB-G3, 1.58 ppm
Group 11 - Extract of Group 6 Sieved Soil, Lot FAFB-G4, 0.03 ppm
Group 12 - Extract of Group 7 Sieved Soil, Lot FAFB-G5, 0.01 ppm

APPENDIX A

Test Article Information

Clean Soil (Lot HS150400780-17 139
Benzo(a)pyrene (Lot SLBG9477V) 140
Sieved Soil (Lot HS15040099) 141
Sieved Soil (Lot HS15040097) 144
Sieved Soil (Lot HS15040080) 147
Sieved Soil (Lot HS15040100) 150
Sieved Soil (Lot HS15040110) 153
Extract of Group 3 Sieved Soil (Lot FAFB-G1) 156
Extract of Group 4 Sieved Soil (Lot FAFB-G2) 159
Extract of Group 5 Sieved Soil (Lot FAFB-G3) 162
Extract of Group 6 Sieved Soil (Lot FAFB-G4) 165
Extract of Group 7 Sieved Soil (Lot FAFB-G5) 168
Methylene Chloride (Lot 135146) 171

ALS Group USA, Corp Date: 10-Apr-15

Client:	ARCADIS U.S., Inc.	**ANALYTICAL REPORT**
Project:	Foster AFB Bioavailablity 06262044	WorkOrder:HS15010780
Sample ID:	FAFB-Clean	Lab ID:HS15010780-16
Collection Date:	21-Nov-2014 12:10	Matrix:Soil

ANALYSES	RESULT	QUAL		MDL	REPORT LIMIT	UNITS	DILUTION FACTOR	DATE ANALYZED
PAHS - 8270D		**Method:SW8270**				Prep:SW3541 / 30-Jan-2015		Analyst: GEY
Acenaphthene	U	H		0.15	1.7	mg/Kg	1	30-Jan-2015 18:59
Acenaphthylene	U	H		0.11	1.7	mg/Kg	1	30-Jan-2015 18:59
Anthracene	U	H		0.12	1.7	mg/Kg	1	30-Jan-2015 18:59
Benz(a)anthracene	U	H		0.10	1.7	mg/Kg	1	30-Jan-2015 18:59
Benzo(a)pyrene	U	H		0.12	1.7	mg/Kg	1	30-Jan-2015 18:59
Benzo(b)fluoranthene	U	H		0.12	1.7	mg/Kg	1	30-Jan-2015 18:59
Benzo(g,h,i)perylene	U	H		0.11	1.7	mg/Kg	1	30-Jan-2015 18:59
Benzo(k)fluoranthene	U	H		0.15	1.7	mg/Kg	1	30-Jan-2015 18:59
Chrysene	U	H		0.17	1.7	mg/Kg	1	30-Jan-2015 18:59
Dibenz(a,h)anthracene	U	H		0.15	1.7	mg/Kg	1	30-Jan-2015 18:59
Fluoranthene	U	H		0.14	1.7	mg/Kg	1	30-Jan-2015 18:59
Fluorene	U	H		0.17	1.7	mg/Kg	1	30-Jan-2015 18:59
Indeno(1,2,3-cd)pyrene	U	H		0.14	1.7	mg/Kg	1	30-Jan-2015 18:59
Naphthalene	U	H		0.13	1.7	mg/Kg	1	30-Jan-2015 18:59
Phenanthrene	U	H		0.14	1.7	mg/Kg	1	30-Jan-2015 18:59
Pyrene	U	H		0.43	1.7	mg/Kg	1	30-Jan-2015 18:59
Surr: 2-Fluorobiphenyl	*77.2*				*43-125*	*%REC*	*1*	*30-Jan-2015 18:59*
Surr: 4-Terphenyl-d14	*73.0*				*32-125*	*%REC*	*1*	*30-Jan-2015 18:59*
Surr: Nitrobenzene-d5	*74.8*				*37-125*	*%REC*	*1*	*30-Jan-2015 18:59*

Note: See Qualifiers Page for a list of qualifiers and their explanation.

SIGMA-ALDRICH® sigma-aldrich.com

3050 Spruce Street, Saint Louis, MO 63103, USA
Website: www.sigmaaldrich.com
Email USA: techserv@sial.com
Outside USA: eurtechserv@sial.com

Certificate of Analysis

Product Name:
Benzo[a]pyrene – ≥96% (HPLC)

Product Number:	**B1760**
Batch Number:	**SLBG9477V**
Brand:	SIGMA
CAS Number:	50-32-8
MDL Number:	MFCD00003602
Formula:	C20H12
Formula Weight:	252.31 g/mol
Quality Release Date:	31 MAY 2013
Recommended Retest Date:	MAY 2017

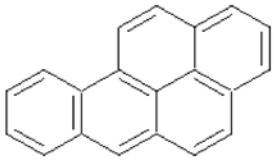

Test	Specification	Result
Appearance (Color)	Light Yellow to Yellow-Green, Yellow-Orange	Yellow
Appearance (Form)	Powder	Powder
Solubility (Color)	Light Yellow to Yellow-Green, Yellow-Orange	Yellow
Solubility (Turbidity) 50 mg/mL, CHCl3	Clear	Clear
Purity (HPLC)	≥ 96 %	97 %

Rodney Burbach, Manager
Analytical Services
St. Louis, Missouri US

Sigma-Aldrich warrants, that at the time of the quality release or subsequent retest date this product conformed to the information contained in this publication. The current Specification sheet may be available at Sigma-Aldrich.com. For further inquiries, please contact Technical Service. Purchaser must determine the suitability of the product for its particular use. See reverse side of invoice or packing slip for additional terms and conditions of sale.

Version Number: 1 Page 1 of 1

ALS Group USA, Corp Date: 10-Apr-15

Client:	ARCADIS U.S., Inc.	**ANALYTICAL REPORT**
Project:	Foster AFB Bioavailablity 06262044	WorkOrder:HS15010780
Sample ID:	FAFB-G1 (a)	Lab ID:HS15010780-07
Collection Date:	21-Nov-2014 10:10	Matrix:Soil

ANALYSES	RESULT	QUAL	MDL	REPORT LIMIT	UNITS	DILUTION FACTOR	DATE ANALYZED
PAHS - 8270D		**Method:SW8270**			Prep:SW3541 / 30-Jan-2015		Analyst: GEY
Acenaphthene	U	H	0.15	1.7	mg/Kg	1	30-Jan-2015 14:53
Acenaphthylene	U	H	0.11	1.7	mg/Kg	1	30-Jan-2015 14:53
Anthracene	**0.52**	JH	**0.12**	**1.7**	**mg/Kg**	1	30-Jan-2015 14:53
Benz(a)anthracene	**3.6**	H	**0.10**	**1.7**	**mg/Kg**	1	30-Jan-2015 14:53
Benzo(a)pyrene	**4.0**	H	**0.12**	**1.7**	**mg/Kg**	1	30-Jan-2015 14:53
Benzo(b)fluoranthene	**4.5**	H	**0.12**	**1.7**	**mg/Kg**	1	30-Jan-2015 14:53
Benzo(g,h,i)perylene	**3.3**	H	**0.11**	**1.7**	**mg/Kg**	1	30-Jan-2015 14:53
Benzo(k)fluoranthene	**2.1**	H	**0.15**	**1.7**	**mg/Kg**	1	30-Jan-2015 14:53
Chrysene	**4.1**	H	**0.17**	**1.7**	**mg/Kg**	1	30-Jan-2015 14:53
Dibenz(a,h)anthracene	**0.84**	JH	**0.15**	**1.7**	**mg/Kg**	1	30-Jan-2015 14:53
Fluoranthene	**6.8**	H	**0.14**	**1.7**	**mg/Kg**	1	30-Jan-2015 14:53
Fluorene	U	H	0.17	1.7	mg/Kg	1	30-Jan-2015 14:53
Indeno(1,2,3-cd)pyrene	**3.5**	H	**0.14**	**1.7**	**mg/Kg**	1	30-Jan-2015 14:53
Naphthalene	U	H	0.13	1.7	mg/Kg	1	30-Jan-2015 14:53
Phenanthrene	**2.5**	H	**0.14**	**1.7**	**mg/Kg**	1	30-Jan-2015 14:53
Pyrene	**5.2**	H	**0.43**	**1.7**	**mg/Kg**	1	30-Jan-2015 14:53
Surr: 2-Fluorobiphenyl	*81.7*			*43-125*	*%REC*	*1*	*30-Jan-2015 14:53*
Surr: 4-Terphenyl-d14	*75.8*			*32-125*	*%REC*	*1*	*30-Jan-2015 14:53*
Surr: Nitrobenzene-d5	*80.5*			*37-125*	*%REC*	*1*	*30-Jan-2015 14:53*

Note: See Qualifiers Page for a list of qualifiers and their explanation.

ALS Group USA, Corp Date: 10-Apr-15

Client: ARCADIS U.S., Inc. **ANALYTICAL REPORT**
Project: Foster AFB Bioavailablity 06262044 WorkOrder:HS15010780
Sample ID: FAFB-G1 (b) Lab ID:HS15010780-08
Collection Date: 21-Nov-2014 10:10 Matrix:Soil

ANALYSES	RESULT	QUAL	MDL	REPORT LIMIT	UNITS	DILUTION FACTOR	DATE ANALYZED
PAHS - 8270D		**Method:SW8270**			Prep:SW3541 / 30-Jan-2015		Analyst: GEY
Acenaphthene	U	H	0.15	1.7	mg/Kg	1	30-Jan-2015 15:15
Acenaphthylene	U	H	0.11	1.7	mg/Kg	1	30-Jan-2015 15:15
Anthracene	**0.59**	JH	**0.12**	**1.7**	**mg/Kg**	1	30-Jan-2015 15:15
Benz(a)anthracene	**3.7**	H	**0.10**	**1.7**	**mg/Kg**	1	30-Jan-2015 15:15
Benzo(a)pyrene	**4.4**	H	**0.12**	**1.7**	**mg/Kg**	1	30-Jan-2015 15:15
Benzo(b)fluoranthene	**5.1**	H	**0.12**	**1.7**	**mg/Kg**	1	30-Jan-2015 15:15
Benzo(g,h,i)perylene	**3.5**	H	**0.11**	**1.7**	**mg/Kg**	1	30-Jan-2015 15:15
Benzo(k)fluoranthene	**2.7**	H	**0.15**	**1.7**	**mg/Kg**	1	30-Jan-2015 15:15
Chrysene	**4.6**	H	**0.17**	**1.7**	**mg/Kg**	1	30-Jan-2015 15:15
Dibenz(a,h)anthracene	**0.88**	JH	**0.15**	**1.7**	**mg/Kg**	1	30-Jan-2015 15:15
Fluoranthene	**7.5**	H	**0.14**	**1.7**	**mg/Kg**	1	30-Jan-2015 15:15
Fluorene	U	H	0.17	1.7	mg/Kg	1	30-Jan-2015 15:15
Indeno(1,2,3-cd)pyrene	**3.7**	H	**0.14**	**1.7**	**mg/Kg**	1	30-Jan-2015 15:15
Naphthalene	U	H	0.13	1.7	mg/Kg	1	30-Jan-2015 15:15
Phenanthrene	**2.8**	H	**0.14**	**1.7**	**mg/Kg**	1	30-Jan-2015 15:15
Pyrene	**5.6**	H	**0.43**	**1.7**	**mg/Kg**	1	30-Jan-2015 15:15
Surr: 2-Fluorobiphenyl	*90.9*			*43-125*	*%REC*	*1*	*30-Jan-2015 15:15*
Surr: 4-Terphenyl-d14	*84.5*			*32-125*	*%REC*	*1*	*30-Jan-2015 15:15*
Surr: Nitrobenzene-d5	*88.0*			*37-125*	*%REC*	*1*	*30-Jan-2015 15:15*

Note: See Qualifiers Page for a list of qualifiers and their explanation.

ALS Group USA, Corp Date: 10-Apr-15

Client: ARCADIS U.S., Inc.
Project: Foster AFB Bioavailablity 06262044
Sample ID: FAFB-G1 (c)
Collection Date: 21-Nov-2014 10:10

ANALYTICAL REPORT
WorkOrder:HS15010780
Lab ID:HS15010780-09
Matrix:Soil

ANALYSES	RESULT	QUAL	MDL	REPORT LIMIT	UNITS	DILUTION FACTOR	DATE ANALYZED
PAHS - 8270D		**Method:SW8270**			Prep:SW3541 / 30-Jan-2015		Analyst: GEY
Acenaphthene	U	H	0.15	1.7	mg/Kg	1	30-Jan-2015 15:38
Acenaphthylene	U	H	0.11	1.7	mg/Kg	1	30-Jan-2015 15:38
Anthracene	**0.69**	JH	**0.12**	**1.7**	**mg/Kg**	1	30-Jan-2015 15:38
Benz(a)anthracene	**4.4**	H	**0.099**	**1.7**	**mg/Kg**	1	30-Jan-2015 15:38
Benzo(a)pyrene	**5.0**	H	**0.12**	**1.7**	**mg/Kg**	1	30-Jan-2015 15:38
Benzo(b)fluoranthene	**6.0**	H	**0.12**	**1.7**	**mg/Kg**	1	30-Jan-2015 15:38
Benzo(g,h,i)perylene	**4.1**	H	**0.11**	**1.7**	**mg/Kg**	1	30-Jan-2015 15:38
Benzo(k)fluoranthene	**2.4**	H	**0.15**	**1.7**	**mg/Kg**	1	30-Jan-2015 15:38
Chrysene	**5.2**	H	**0.17**	**1.7**	**mg/Kg**	1	30-Jan-2015 15:38
Dibenz(a,h)anthracene	**1.0**	JH	**0.15**	**1.7**	**mg/Kg**	1	30-Jan-2015 15:38
Fluoranthene	**8.5**	H	**0.14**	**1.7**	**mg/Kg**	1	30-Jan-2015 15:38
Fluorene	U	H	0.17	1.7	mg/Kg	1	30-Jan-2015 15:38
Indeno(1,2,3-cd)pyrene	**4.2**	H	**0.14**	**1.7**	**mg/Kg**	1	30-Jan-2015 15:38
Naphthalene	U	H	0.13	1.7	mg/Kg	1	30-Jan-2015 15:38
Phenanthrene	**3.2**	H	**0.14**	**1.7**	**mg/Kg**	1	30-Jan-2015 15:38
Pyrene	**6.3**	H	**0.43**	**1.7**	**mg/Kg**	1	30-Jan-2015 15:38
Surr: 2-Fluorobiphenyl	*89.1*			*43-125*	*%REC*	*1*	*30-Jan-2015 15:38*
Surr: 4-Terphenyl-d14	*83.2*			*32-125*	*%REC*	*1*	*30-Jan-2015 15:38*
Surr: Nitrobenzene-d5	*85.7*			*37-125*	*%REC*	*1*	*30-Jan-2015 15:38*

Note: See Qualifiers Page for a list of qualifiers and their explanation.

ALS Group USA, Corp Date: 10-Apr-15

Client: ARCADIS U.S., Inc. **ANALYTICAL REPORT**
Project: Foster AFB Bioavailablity 06262044 WorkOrder:HS15010780
Sample ID: FAFB-G2 (a) Lab ID:HS15010780-23
Collection Date: 21-Nov-2014 10:05 Matrix:Soil

ANALYSES	RESULT	QUAL	MDL	REPORT LIMIT	UNITS	DILUTION FACTOR	DATE ANALYZED
PAHS - 8270D		**Method:SW8270**			Prep:SW3541 / 25-Mar-2015		Analyst: GEY
Acenaphthene	**4.8**	H	**0.15**	**1.7**	**mg/Kg**	1	25-Mar-2015 22:56
Acenaphthylene	U	H	0.11	1.7	mg/Kg	1	25-Mar-2015 22:56
Anthracene	**15**	H	**0.12**	**1.7**	**mg/Kg**	1	25-Mar-2015 22:56
Benz(a)anthracene	**100**	H	**1.0**	**17**	**mg/Kg**	10	26-Mar-2015 17:36
Benzo(a)pyrene	**120**	H	**1.2**	**17**	**mg/Kg**	10	26-Mar-2015 17:36
Benzo(b)fluoranthene	**130**	H	**1.2**	**17**	**mg/Kg**	10	26-Mar-2015 17:36
Benzo(g,h,i)perylene	**86**	H	**1.1**	**17**	**mg/Kg**	10	26-Mar-2015 17:36
Benzo(k)fluoranthene	**22**	H	**0.15**	**1.7**	**mg/Kg**	1	25-Mar-2015 22:56
Chrysene	**120**	H	**1.7**	**17**	**mg/Kg**	10	26-Mar-2015 17:36
Dibenz(a,h)anthracene	**45**	H	**0.15**	**1.7**	**mg/Kg**	1	25-Mar-2015 22:56
Fluoranthene	**220**	H	**1.4**	**17**	**mg/Kg**	10	26-Mar-2015 17:36
Fluorene	**1.7**	H	**0.17**	**1.7**	**mg/Kg**	1	25-Mar-2015 22:56
Indeno(1,2,3-cd)pyrene	**88**	H	**1.4**	**17**	**mg/Kg**	10	26-Mar-2015 17:36
Naphthalene	**1.3**	JH	**0.13**	**1.7**	**mg/Kg**	1	25-Mar-2015 22:56
Phenanthrene	**83**	H	**1.4**	**17**	**mg/Kg**	10	26-Mar-2015 17:36
Pyrene	**140**	H	**4.3**	**17**	**mg/Kg**	10	26-Mar-2015 17:36
Surr: 2-Fluorobiphenyl	*0*	*JS*		*43-125*	*%REC*	*10*	*26-Mar-2015 17:36*
Surr: 2-Fluorobiphenyl	*67.3*			*43-125*	*%REC*	*1*	*25-Mar-2015 22:56*
Surr: 4-Terphenyl-d14	*61.8*			*32-125*	*%REC*	*1*	*25-Mar-2015 22:56*
Surr: 4-Terphenyl-d14	*0*	*JS*		*32-125*	*%REC*	*10*	*26-Mar-2015 17:36*
Surr: Nitrobenzene-d5	*0*	*JS*		*37-125*	*%REC*	*10*	*26-Mar-2015 17:36*
Surr: Nitrobenzene-d5	*59.1*			*37-125*	*%REC*	*1*	*25-Mar-2015 22:56*

Note: See Qualifiers Page for a list of qualifiers and their explanation.

ALS Group USA, Corp Date: 10-Apr-15

Client: ARCADIS U.S., Inc. **ANALYTICAL REPORT**
Project: Foster AFB Bioavailablity 06262044 WorkOrder:HS15010780
Sample ID: FAFB-G2 (b) Lab ID:HS15010780-24
Collection Date: 21-Nov-2014 10:05 Matrix:Soil

ANALYSES	RESULT	QUAL	MDL	REPORT LIMIT	UNITS	DILUTION FACTOR	DATE ANALYZED
PAHS - 8270D		**Method:SW8270**			Prep:SW3541 / 25-Mar-2015		Analyst: GEY
Acenaphthene	**11**	H	**0.15**	**1.7**	**mg/Kg**	1	25-Mar-2015 23:21
Acenaphthylene	U	H	0.11	1.7	mg/Kg	1	25-Mar-2015 23:21
Anthracene	**30**	H	**0.12**	**1.7**	**mg/Kg**	1	25-Mar-2015 23:21
Benz(a)anthracene	**220**	H	**1.0**	**17**	**mg/Kg**	10	26-Mar-2015 17:59
Benzo(a)pyrene	**240**	H	**1.2**	**17**	**mg/Kg**	10	26-Mar-2015 17:59
Benzo(b)fluoranthene	**300**	H	**1.2**	**17**	**mg/Kg**	10	26-Mar-2015 17:59
Benzo(g,h,i)perylene	**170**	H	**1.1**	**17**	**mg/Kg**	10	26-Mar-2015 17:59
Benzo(k)fluoranthene	**34**	H	**0.15**	**1.7**	**mg/Kg**	1	25-Mar-2015 23:21
Chrysene	**270**	H	**1.7**	**17**	**mg/Kg**	10	26-Mar-2015 17:59
Dibenz(a,h)anthracene	**100**	H	**1.5**	**17**	**mg/Kg**	10	26-Mar-2015 17:59
Fluoranthene	**420**	H	**1.4**	**17**	**mg/Kg**	10	26-Mar-2015 17:59
Fluorene	**3.7**	H	**0.17**	**1.7**	**mg/Kg**	1	25-Mar-2015 23:21
Indeno(1,2,3-cd)pyrene	**180**	H	**1.4**	**17**	**mg/Kg**	10	26-Mar-2015 17:59
Naphthalene	**2.7**	H	**0.13**	**1.7**	**mg/Kg**	1	25-Mar-2015 23:21
Phenanthrene	**160**	H	**1.4**	**17**	**mg/Kg**	10	26-Mar-2015 17:59
Pyrene	**300**	H	**4.3**	**17**	**mg/Kg**	10	26-Mar-2015 17:59
Surr: 2-Fluorobiphenyl	*78.1*			*43-125*	*%REC*	*1*	*25-Mar-2015 23:21*
Surr: 2-Fluorobiphenyl	*0*	*JS*		*43-125*	*%REC*	*10*	*26-Mar-2015 17:59*
Surr: 4-Terphenyl-d14	*0*	*JS*		*32-125*	*%REC*	*10*	*26-Mar-2015 17:59*
Surr: 4-Terphenyl-d14	*68.3*			*32-125*	*%REC*	*1*	*25-Mar-2015 23:21*
Surr: Nitrobenzene-d5	*67.6*			*37-125*	*%REC*	*1*	*25-Mar-2015 23:21*
Surr: Nitrobenzene-d5	*0*	*JS*		*37-125*	*%REC*	*10*	*26-Mar-2015 17:59*

Note: See Qualifiers Page for a list of qualifiers and their explanation.

ALS Group USA, Corp Date: 10-Apr-15

Client: ARCADIS U.S., Inc. **ANALYTICAL REPORT**
Project: Foster AFB Bioavailablity 06262044 WorkOrder:HS15010780
Sample ID: FAFB-G2 (c) Lab ID:HS15010780-25
Collection Date: 21-Nov-2014 10:05 Matrix:Soil

ANALYSES	RESULT	QUAL	MDL	REPORT LIMIT	UNITS	DILUTION FACTOR	DATE ANALYZED
PAHS - 8270D	**Method:SW8270**				Prep:SW3541 / 25-Mar-2015		Analyst: GEY
Acenaphthene	**8.3**	H	**0.15**	**1.7**	**mg/Kg**	1	25-Mar-2015 23:46
Acenaphthylene	U	H	0.11	1.7	mg/Kg	1	25-Mar-2015 23:46
Anthracene	**24**	H	**0.12**	**1.7**	**mg/Kg**	1	25-Mar-2015 23:46
Benz(a)anthracene	**190**	H	**1.0**	**17**	**mg/Kg**	10	26-Mar-2015 18:21
Benzo(a)pyrene	**190**	H	**1.2**	**17**	**mg/Kg**	10	26-Mar-2015 18:21
Benzo(b)fluoranthene	**250**	H	**1.2**	**17**	**mg/Kg**	10	26-Mar-2015 18:21
Benzo(g,h,i)perylene	**130**	H	**1.1**	**17**	**mg/Kg**	10	26-Mar-2015 18:21
Benzo(k)fluoranthene	**21**	H	**0.15**	**1.7**	**mg/Kg**	1	25-Mar-2015 23:46
Chrysene	**220**	H	**1.7**	**17**	**mg/Kg**	10	26-Mar-2015 18:21
Dibenz(a,h)anthracene	**86**	H	**1.5**	**17**	**mg/Kg**	10	26-Mar-2015 18:21
Fluoranthene	**350**	H	**1.4**	**17**	**mg/Kg**	10	26-Mar-2015 18:21
Fluorene	**2.9**	H	**0.17**	**1.7**	**mg/Kg**	1	25-Mar-2015 23:46
Indeno(1,2,3-cd)pyrene	**26**	H	**1.4**	**17**	**mg/Kg**	10	26-Mar-2015 18:21
Naphthalene	**2.1**	H	**0.13**	**1.7**	**mg/Kg**	1	25-Mar-2015 23:46
Phenanthrene	**140**	H	**1.4**	**17**	**mg/Kg**	10	26-Mar-2015 18:21
Pyrene	**260**	H	**4.3**	**17**	**mg/Kg**	10	26-Mar-2015 18:21
Surr: 2-Fluorobiphenyl	*71.6*			*43-125*	*%REC*	*1*	*25-Mar-2015 23:46*
Surr: 2-Fluorobiphenyl	*0*	*JS*		*43-125*	*%REC*	*10*	*26-Mar-2015 18:21*
Surr: 4-Terphenyl-d14	*0*	*JS*		*32-125*	*%REC*	*10*	*26-Mar-2015 18:21*
Surr: 4-Terphenyl-d14	*59.9*			*32-125*	*%REC*	*1*	*25-Mar-2015 23:46*
Surr: Nitrobenzene-d5	*62.1*			*37-125*	*%REC*	*1*	*25-Mar-2015 23:46*
Surr: Nitrobenzene-d5	*0*	*JS*		*37-125*	*%REC*	*10*	*26-Mar-2015 18:21*

Note: See Qualifiers Page for a list of qualifiers and their explanation.

ALS Group USA, Corp Date: 10-Apr-15

Client:	ARCADIS U.S., Inc.	**ANALYTICAL REPORT**
Project:	Foster AFB Bioavailablity 06262044	WorkOrder:HS15010780
Sample ID:	FAFB-G3 (a)	Lab ID:HS15010780-01
Collection Date:	21-Nov-2014 10:00	Matrix:Soil

ANALYSES	RESULT	QUAL	MDL	REPORT LIMIT	UNITS	DILUTION FACTOR	DATE ANALYZED
PAHS - 8270D		**Method:SW8270**			Prep:SW3541 / 03-Feb-2015		Analyst: GEY
Acenaphthene	**1.1**	JH	**0.15**	**1.7**	**mg/Kg**	1	05-Feb-2015 21:13
Acenaphthylene	U	H	0.11	1.7	mg/Kg	1	05-Feb-2015 21:13
Anthracene	**4.1**	H	**0.12**	**1.7**	**mg/Kg**	1	05-Feb-2015 21:13
Benz(a)anthracene	**27**	H	**0.10**	**1.7**	**mg/Kg**	1	05-Feb-2015 21:13
Benzo(a)pyrene	**27**	H	**0.12**	**1.7**	**mg/Kg**	1	05-Feb-2015 21:13
Benzo(b)fluoranthene	**37**	H	**0.12**	**1.7**	**mg/Kg**	1	05-Feb-2015 21:13
Benzo(g,h,i)perylene	**22**	H	**0.11**	**1.7**	**mg/Kg**	1	05-Feb-2015 21:13
Benzo(k)fluoranthene	**13**	H	**0.15**	**1.7**	**mg/Kg**	1	05-Feb-2015 21:13
Chrysene	**31**	H	**0.17**	**1.7**	**mg/Kg**	1	05-Feb-2015 21:13
Dibenz(a,h)anthracene	**4.3**	H	**0.15**	**1.7**	**mg/Kg**	1	05-Feb-2015 21:13
Fluoranthene	**41**	H	**0.14**	**1.7**	**mg/Kg**	1	05-Feb-2015 21:13
Fluorene	**0.46**	JH	**0.17**	**1.7**	**mg/Kg**	1	05-Feb-2015 21:13
Indeno(1,2,3-cd)pyrene	**21**	H	**0.14**	**1.7**	**mg/Kg**	1	05-Feb-2015 21:13
Naphthalene	**0.52**	JH	**0.13**	**1.7**	**mg/Kg**	1	05-Feb-2015 21:13
Phenanthrene	**20**	H	**0.14**	**1.7**	**mg/Kg**	1	05-Feb-2015 21:13
Pyrene	**37**	H	**0.43**	**1.7**	**mg/Kg**	1	05-Feb-2015 21:13
Surr: 2-Fluorobiphenyl	*103*			*43-125*	*%REC*	*1*	*05-Feb-2015 21:13*
Surr: 4-Terphenyl-d14	*95.7*			*32-125*	*%REC*	*1*	*05-Feb-2015 21:13*
Surr: Nitrobenzene-d5	*103*			*37-125*	*%REC*	*1*	*05-Feb-2015 21:13*

Note: See Qualifiers Page for a list of qualifiers and their explanation.

ALS Group USA, Corp Date: 10-Apr-15

Client:	ARCADIS U.S., Inc.	**ANALYTICAL REPORT**
Project:	Foster AFB Bioavailablity 06262044	WorkOrder:HS15010780
Sample ID:	FAFB-G3 (b)	Lab ID:HS15010780-02
Collection Date:	21-Nov-2014 10:00	Matrix:Soil

ANALYSES	RESULT	QUAL	MDL	REPORT LIMIT	UNITS	DILUTION FACTOR	DATE ANALYZED
PAHS - 8270D		**Method:SW8270**			Prep:SW3541 / 03-Feb-2015		Analyst: GEY
Acenaphthene	**1.1**	JH	**0.15**	**1.7**	**mg/Kg**	1	03-Feb-2015 17:27
Acenaphthylene	U	H	0.11	1.7	mg/Kg	1	03-Feb-2015 17:27
Anthracene	**4.3**	H	**0.12**	**1.7**	**mg/Kg**	1	03-Feb-2015 17:27
Benz(a)anthracene	**28**	H	**0.10**	**1.7**	**mg/Kg**	1	03-Feb-2015 17:27
Benzo(a)pyrene	**31**	H	**0.12**	**1.7**	**mg/Kg**	1	03-Feb-2015 17:27
Benzo(b)fluoranthene	**42**	H	**0.12**	**1.7**	**mg/Kg**	1	03-Feb-2015 17:27
Benzo(g,h,i)perylene	**24**	H	**0.11**	**1.7**	**mg/Kg**	1	03-Feb-2015 17:27
Benzo(k)fluoranthene	**15**	H	**0.15**	**1.7**	**mg/Kg**	1	03-Feb-2015 17:27
Chrysene	**34**	H	**0.17**	**1.7**	**mg/Kg**	1	03-Feb-2015 17:27
Dibenz(a,h)anthracene	**7.3**	H	**0.15**	**1.7**	**mg/Kg**	1	03-Feb-2015 17:27
Fluoranthene	**49**	H	**0.14**	**1.7**	**mg/Kg**	1	03-Feb-2015 17:27
Fluorene	**0.53**	JH	**0.17**	**1.7**	**mg/Kg**	1	03-Feb-2015 17:27
Indeno(1,2,3-cd)pyrene	**24**	H	**0.14**	**1.7**	**mg/Kg**	1	03-Feb-2015 17:27
Naphthalene	**0.55**	JH	**0.13**	**1.7**	**mg/Kg**	1	03-Feb-2015 17:27
Phenanthrene	**20**	H	**0.14**	**1.7**	**mg/Kg**	1	03-Feb-2015 17:27
Pyrene	**38**	H	**0.43**	**1.7**	**mg/Kg**	1	03-Feb-2015 17:27
Surr: 2-Fluorobiphenyl	*103*			*43-125*	*%REC*	*1*	*03-Feb-2015 17:27*
Surr: 4-Terphenyl-d14	*93.1*			*32-125*	*%REC*	*1*	*03-Feb-2015 17:27*
Surr: Nitrobenzene-d5	*93.3*			*37-125*	*%REC*	*1*	*03-Feb-2015 17:27*

Note: See Qualifiers Page for a list of qualifiers and their explanation.

ALS Group USA, Corp Date: 10-Apr-15

Client:	ARCADIS U.S., Inc.	**ANALYTICAL REPORT**
Project:	Foster AFB Bioavailablity 06262044	WorkOrder:HS15010780
Sample ID:	FAFB-G3 (c)	Lab ID:HS15010780-03
Collection Date:	21-Nov-2014 10:00	Matrix:Soil

ANALYSES	RESULT	QUAL	MDL	REPORT LIMIT	UNITS	DILUTION FACTOR	DATE ANALYZED
PAHS - 8270D		**Method:SW8270**			Prep:SW3541 / 03-Feb-2015		Analyst: GEY
Acenaphthene	**1.0**	JH	**0.15**	**1.7**	**mg/Kg**	1	05-Feb-2015 21:35
Acenaphthylene	U	H	0.11	1.7	mg/Kg	1	05-Feb-2015 21:35
Anthracene	**4.2**	H	**0.12**	**1.7**	**mg/Kg**	1	05-Feb-2015 21:35
Benz(a)anthracene	**26**	H	**0.10**	**1.7**	**mg/Kg**	1	05-Feb-2015 21:35
Benzo(a)pyrene	**27**	H	**0.12**	**1.7**	**mg/Kg**	1	05-Feb-2015 21:35
Benzo(b)fluoranthene	**36**	H	**0.12**	**1.7**	**mg/Kg**	1	05-Feb-2015 21:35
Benzo(g,h,i)perylene	**21**	H	**0.11**	**1.7**	**mg/Kg**	1	05-Feb-2015 21:35
Benzo(k)fluoranthene	**14**	H	**0.15**	**1.7**	**mg/Kg**	1	05-Feb-2015 21:35
Chrysene	**32**	H	**0.17**	**1.7**	**mg/Kg**	1	05-Feb-2015 21:35
Dibenz(a,h)anthracene	**4.4**	H	**0.15**	**1.7**	**mg/Kg**	1	05-Feb-2015 21:35
Fluoranthene	**42**	H	**0.14**	**1.7**	**mg/Kg**	1	05-Feb-2015 21:35
Fluorene	**0.48**	JH	**0.17**	**1.7**	**mg/Kg**	1	05-Feb-2015 21:35
Indeno(1,2,3-cd)pyrene	**21**	H	**0.14**	**1.7**	**mg/Kg**	1	05-Feb-2015 21:35
Naphthalene	**0.54**	JH	**0.13**	**1.7**	**mg/Kg**	1	05-Feb-2015 21:35
Phenanthrene	**20**	H	**0.14**	**1.7**	**mg/Kg**	1	05-Feb-2015 21:35
Pyrene	**37**	H	**0.43**	**1.7**	**mg/Kg**	1	05-Feb-2015 21:35
Surr: 2-Fluorobiphenyl	*104*			*43-125*	*%REC*	*1*	*05-Feb-2015 21:35*
Surr: 4-Terphenyl-d14	*94.2*			*32-125*	*%REC*	*1*	*05-Feb-2015 21:35*
Surr: Nitrobenzene-d5	*98.5*			*37-125*	*%REC*	*1*	*05-Feb-2015 21:35*

Note: See Qualifiers Page for a list of qualifiers and their explanation.

ALS Group USA, Corp Date: 10-Apr-15

Client: ARCADIS U.S., Inc.
Project: Foster AFB Bioavailablity 06262044
Sample ID: FAFB-G4 (a)
Collection Date: 21-Nov-2014 10:15

ANALYTICAL REPORT
WorkOrder:HS15010780
Lab ID:HS15010780-10
Matrix:Soil

ANALYSES	RESULT	QUAL	MDL	REPORT LIMIT	UNITS	DILUTION FACTOR	DATE ANALYZED
PAHS - 8270D		**Method:SW8270**			Prep:SW3541 / 30-Jan-2015		Analyst: GEY
Acenaphthene	U	H	0.15	1.7	mg/Kg	1	30-Jan-2015 16:00
Acenaphthylene	U	H	0.11	1.7	mg/Kg	1	30-Jan-2015 16:00
Anthracene	U	H	0.12	1.7	mg/Kg	1	30-Jan-2015 16:00
Benz(a)anthracene	**0.51**	JH	**0.10**	**1.7**	**mg/Kg**	1	30-Jan-2015 16:00
Benzo(a)pyrene	**0.54**	JH	**0.12**	**1.7**	**mg/Kg**	1	30-Jan-2015 16:00
Benzo(b)fluoranthene	**0.63**	JH	**0.12**	**1.7**	**mg/Kg**	1	30-Jan-2015 16:00
Benzo(g,h,i)perylene	**0.43**	JH	**0.11**	**1.7**	**mg/Kg**	1	30-Jan-2015 16:00
Benzo(k)fluoranthene	**0.34**	JH	**0.15**	**1.7**	**mg/Kg**	1	30-Jan-2015 16:00
Chrysene	**0.62**	JH	**0.17**	**1.7**	**mg/Kg**	1	30-Jan-2015 16:00
Dibenz(a,h)anthracene	U	H	0.15	1.7	mg/Kg	1	30-Jan-2015 16:00
Fluoranthene	**1.0**	JH	**0.14**	**1.7**	**mg/Kg**	1	30-Jan-2015 16:00
Fluorene	U	H	0.17	1.7	mg/Kg	1	30-Jan-2015 16:00
Indeno(1,2,3-cd)pyrene	**0.44**	JH	**0.14**	**1.7**	**mg/Kg**	1	30-Jan-2015 16:00
Naphthalene	U	H	0.13	1.7	mg/Kg	1	30-Jan-2015 16:00
Phenanthrene	**0.38**	JH	**0.14**	**1.7**	**mg/Kg**	1	30-Jan-2015 16:00
Pyrene	**0.76**	JH	**0.43**	**1.7**	**mg/Kg**	1	30-Jan-2015 16:00
Surr: 2-Fluorobiphenyl	*82.5*			*43-125*	*%REC*	*1*	*30-Jan-2015 16:00*
Surr: 4-Terphenyl-d14	*79.7*			*32-125*	*%REC*	*1*	*30-Jan-2015 16:00*
Surr: Nitrobenzene-d5	*81.3*			*37-125*	*%REC*	*1*	*30-Jan-2015 16:00*

Note: See Qualifiers Page for a list of qualifiers and their explanation.

ALS Group USA, Corp Date: 10-Apr-15

Client: ARCADIS U.S., Inc.
Project: Foster AFB Bioavailablity 06262044
Sample ID: FAFB-G4 (b)
Collection Date: 21-Nov-2014 10:15

ANALYTICAL REPORT
WorkOrder:HS15010780
Lab ID:HS15010780-11
Matrix:Soil

ANALYSES	RESULT	QUAL	MDL	REPORT LIMIT	UNITS	DILUTION FACTOR	DATE ANALYZED
PAHS - 8270D		**Method:SW8270**			Prep:SW3541 / 30-Jan-2015		Analyst: GEY
Acenaphthene	U	H	0.15	1.7	mg/Kg	1	30-Jan-2015 16:22
Acenaphthylene	U	H	0.11	1.7	mg/Kg	1	30-Jan-2015 16:22
Anthracene	U	H	0.12	1.7	mg/Kg	1	30-Jan-2015 16:22
Benz(a)anthracene	**0.54**	JH	**0.10**	**1.7**	**mg/Kg**	1	30-Jan-2015 16:22
Benzo(a)pyrene	**0.56**	JH	**0.12**	**1.7**	**mg/Kg**	1	30-Jan-2015 16:22
Benzo(b)fluoranthene	**0.65**	JH	**0.12**	**1.7**	**mg/Kg**	1	30-Jan-2015 16:22
Benzo(g,h,i)perylene	**0.42**	JH	**0.11**	**1.7**	**mg/Kg**	1	30-Jan-2015 16:22
Benzo(k)fluoranthene	U	H	0.15	1.7	mg/Kg	1	30-Jan-2015 16:22
Chrysene	**0.67**	JH	**0.17**	**1.7**	**mg/Kg**	1	30-Jan-2015 16:22
Dibenz(a,h)anthracene	U	H	0.15	1.7	mg/Kg	1	30-Jan-2015 16:22
Fluoranthene	**1.1**	JH	**0.14**	**1.7**	**mg/Kg**	1	30-Jan-2015 16:22
Fluorene	U	H	0.17	1.7	mg/Kg	1	30-Jan-2015 16:22
Indeno(1,2,3-cd)pyrene	**0.43**	JH	**0.14**	**1.7**	**mg/Kg**	1	30-Jan-2015 16:22
Naphthalene	U	H	0.13	1.7	mg/Kg	1	30-Jan-2015 16:22
Phenanthrene	**0.40**	JH	**0.14**	**1.7**	**mg/Kg**	1	30-Jan-2015 16:22
Pyrene	**0.77**	JH	**0.43**	**1.7**	**mg/Kg**	1	30-Jan-2015 16:22
Surr: 2-Fluorobiphenyl	*89.7*			*43-125*	*%REC*	*1*	*30-Jan-2015 16:22*
Surr: 4-Terphenyl-d14	*83.8*			*32-125*	*%REC*	*1*	*30-Jan-2015 16:22*
Surr: Nitrobenzene-d5	*88.8*			*37-125*	*%REC*	*1*	*30-Jan-2015 16:22*

Note: See Qualifiers Page for a list of qualifiers and their explanation.

ALS Group USA, Corp Date: 10-Apr-15

Client: ARCADIS U.S., Inc.
Project: Foster AFB Bioavailablity 06262044
Sample ID: FAFB-G4 (c)
Collection Date: 21-Nov-2014 10:15

ANALYTICAL REPORT
WorkOrder:HS15010780
Lab ID:HS15010780-12
Matrix:Soil

ANALYSES	RESULT	QUAL	MDL	REPORT LIMIT	UNITS	DILUTION FACTOR	DATE ANALYZED
PAHS - 8270D		**Method:SW8270**			Prep:SW3541 / 30-Jan-2015		Analyst: GEY
Acenaphthene	U	H	0.15	1.7	mg/Kg	1	30-Jan-2015 17:07
Acenaphthylene	U	H	0.11	1.7	mg/Kg	1	30-Jan-2015 17:07
Anthracene	U	H	0.12	1.7	mg/Kg	1	30-Jan-2015 17:07
Benz(a)anthracene	**0.50**	JH	**0.10**	**1.7**	**mg/Kg**	1	30-Jan-2015 17:07
Benzo(a)pyrene	**0.52**	JH	**0.12**	**1.7**	**mg/Kg**	1	30-Jan-2015 17:07
Benzo(b)fluoranthene	**0.62**	JH	**0.12**	**1.7**	**mg/Kg**	1	30-Jan-2015 17:07
Benzo(g,h,i)perylene	**0.38**	JH	**0.11**	**1.7**	**mg/Kg**	1	30-Jan-2015 17:07
Benzo(k)fluoranthene	U	H	0.15	1.7	mg/Kg	1	30-Jan-2015 17:07
Chrysene	**0.57**	JH	**0.17**	**1.7**	**mg/Kg**	1	30-Jan-2015 17:07
Dibenz(a,h)anthracene	U	H	0.15	1.7	mg/Kg	1	30-Jan-2015 17:07
Fluoranthene	**0.98**	JH	**0.14**	**1.7**	**mg/Kg**	1	30-Jan-2015 17:07
Fluorene	U	H	0.17	1.7	mg/Kg	1	30-Jan-2015 17:07
Indeno(1,2,3-cd)pyrene	**0.39**	JH	**0.14**	**1.7**	**mg/Kg**	1	30-Jan-2015 17:07
Naphthalene	U	H	0.13	1.7	mg/Kg	1	30-Jan-2015 17:07
Phenanthrene	**0.36**	JH	**0.14**	**1.7**	**mg/Kg**	1	30-Jan-2015 17:07
Pyrene	**0.73**	JH	**0.43**	**1.7**	**mg/Kg**	1	30-Jan-2015 17:07
Surr: 2-Fluorobiphenyl	*83.2*			*43-125*	*%REC*	*1*	*30-Jan-2015 17:07*
Surr: 4-Terphenyl-d14	*79.1*			*32-125*	*%REC*	*1*	*30-Jan-2015 17:07*
Surr: Nitrobenzene-d5	*82.2*			*37-125*	*%REC*	*1*	*30-Jan-2015 17:07*

Note: See Qualifiers Page for a list of qualifiers and their explanation.

ALS Group USA, Corp Date: 10-Apr-15

Client: ARCADIS U.S., Inc. **ANALYTICAL REPORT**
Project: Foster AFB Bioavailablity 06262044 WorkOrder:HS15010780
Sample ID: FAFB-G5 (a) Lab ID:HS15010780-20
Collection Date: 21-Nov-2014 10:20 Matrix:Soil

ANALYSES	RESULT	QUAL	MDL	REPORT LIMIT	UNITS	DILUTION FACTOR	DATE ANALYZED
LOW-LEVEL PAHS	**Method:SW8270**				Prep:SW3541 / 16-Mar-2015		Analyst: ACN
Acenaphthene	U	H	0.0080	0.066	mg/Kg	1	16-Mar-2015 15:50
Acenaphthylene	U	H	0.0070	0.066	mg/Kg	1	16-Mar-2015 15:50
Anthracene	U	H	0.012	0.066	mg/Kg	1	16-Mar-2015 15:50
Benz(a)anthracene	**0.081**	H	**0.0090**	**0.066**	**mg/Kg**	1	16-Mar-2015 15:50
Benzo(a)pyrene	**0.095**	H	**0.0060**	**0.066**	**mg/Kg**	1	16-Mar-2015 15:50
Benzo(b)fluoranthene	**0.12**	H	**0.0070**	**0.066**	**mg/Kg**	1	16-Mar-2015 15:50
Benzo(g,h,i)perylene	**0.075**	H	**0.0070**	**0.066**	**mg/Kg**	1	16-Mar-2015 15:50
Benzo(k)fluoranthene	**0.047**	JH	**0.0070**	**0.066**	**mg/Kg**	1	16-Mar-2015 15:50
Chrysene	**0.085**	H	**0.0060**	**0.066**	**mg/Kg**	1	16-Mar-2015 15:50
Dibenz(a,h)anthracene	U	H	0.010	0.066	mg/Kg	1	16-Mar-2015 15:50
Fluoranthene	**0.12**	H	**0.0080**	**0.066**	**mg/Kg**	1	16-Mar-2015 15:50
Fluorene	U	H	0.013	0.066	mg/Kg	1	16-Mar-2015 15:50
Indeno(1,2,3-cd)pyrene	**0.081**	H	**0.0090**	**0.066**	**mg/Kg**	1	16-Mar-2015 15:50
Naphthalene	U	H	0.0080	0.066	mg/Kg	1	16-Mar-2015 15:50
Phenanthrene	**0.046**	JH	**0.0070**	**0.066**	**mg/Kg**	1	16-Mar-2015 15:50
Pyrene	**0.11**	H	**0.0060**	**0.066**	**mg/Kg**	1	16-Mar-2015 15:50
Surr: 2-Fluorobiphenyl	*65.9*			*43-125*	*%REC*	*1*	*16-Mar-2015 15:50*
Surr: 4-Terphenyl-d14	*80.5*			*32-125*	*%REC*	*1*	*16-Mar-2015 15:50*
Surr: Nitrobenzene-d5	*50.1*			*37-125*	*%REC*	*1*	*16-Mar-2015 15:50*

Note: See Qualifiers Page for a list of qualifiers and their explanation.

ALS Group USA, Corp Date: 10-Apr-15

Client: ARCADIS U.S., Inc. **ANALYTICAL REPORT**
Project: Foster AFB Bioavailablity 06262044 WorkOrder:HS15010780
Sample ID: FAFB-G5 (b) Lab ID:HS15010780-21
Collection Date: 21-Nov-2014 10:20 Matrix:Soil

ANALYSES	RESULT	QUAL	MDL	REPORT LIMIT	UNITS	DILUTION FACTOR	DATE ANALYZED
LOW-LEVEL PAHS	**Method:SW8270**				Prep:SW3541 / 16-Mar-2015		Analyst: ACN
Acenaphthene	U	H	0.0080	0.066	mg/Kg	1	16-Mar-2015 16:10
Acenaphthylene	U	H	0.0070	0.066	mg/Kg	1	16-Mar-2015 16:10
Anthracene	U	H	0.012	0.066	mg/Kg	1	16-Mar-2015 16:10
Benz(a)anthracene	**0.11**	H	**0.0090**	**0.066**	**mg/Kg**	1	16-Mar-2015 16:10
Benzo(a)pyrene	**0.12**	H	**0.0060**	**0.066**	**mg/Kg**	1	16-Mar-2015 16:10
Benzo(b)fluoranthene	**0.18**	H	**0.0070**	**0.066**	**mg/Kg**	1	16-Mar-2015 16:10
Benzo(g,h,i)perylene	**0.10**	H	**0.0070**	**0.066**	**mg/Kg**	1	16-Mar-2015 16:10
Benzo(k)fluoranthene	**0.065**	JH	**0.0070**	**0.066**	**mg/Kg**	1	16-Mar-2015 16:10
Chrysene	**0.14**	H	**0.0060**	**0.066**	**mg/Kg**	1	16-Mar-2015 16:10
Dibenz(a,h)anthracene	U	H	0.010	0.066	mg/Kg	1	16-Mar-2015 16:10
Fluoranthene	**0.17**	H	**0.0080**	**0.066**	**mg/Kg**	1	16-Mar-2015 16:10
Fluorene	U	H	0.013	0.066	mg/Kg	1	16-Mar-2015 16:10
Indeno(1,2,3-cd)pyrene	**0.11**	H	**0.0090**	**0.066**	**mg/Kg**	1	16-Mar-2015 16:10
Naphthalene	U	H	0.0080	0.066	mg/Kg	1	16-Mar-2015 16:10
Phenanthrene	**0.073**	H	**0.0070**	**0.066**	**mg/Kg**	1	16-Mar-2015 16:10
Pyrene	**0.15**	H	**0.0060**	**0.066**	**mg/Kg**	1	16-Mar-2015 16:10
Surr: 2-Fluorobiphenyl	*80.8*			*43-125*	*%REC*	*1*	*16-Mar-2015 16:10*
Surr: 4-Terphenyl-d14	*86.0*			*32-125*	*%REC*	*1*	*16-Mar-2015 16:10*
Surr: Nitrobenzene-d5	*64.8*			*37-125*	*%REC*	*1*	*16-Mar-2015 16:10*

Note: See Qualifiers Page for a list of qualifiers and their explanation.

ALS Group USA, Corp Date: 10-Apr-15

Client: ARCADIS U.S., Inc. **ANALYTICAL REPORT**
Project: Foster AFB Bioavailablity 06262044 WorkOrder:HS15010780
Sample ID: FAFB-G5 (c) Lab ID:HS15010780-22
Collection Date: 21-Nov-2014 10:20 Matrix:Soil

ANALYSES	RESULT	QUAL	MDL	REPORT LIMIT	UNITS	DILUTION FACTOR	DATE ANALYZED
LOW-LEVEL PAHS	**Method:SW8270**				Prep:SW3541 / 16-Mar-2015		Analyst: ACN
Acenaphthene	U	H	0.0080	0.066	mg/Kg	1	16-Mar-2015 16:31
Acenaphthylene	U	H	0.0070	0.066	mg/Kg	1	16-Mar-2015 16:31
Anthracene	U	H	0.012	0.066	mg/Kg	1	16-Mar-2015 16:31
Benz(a)anthracene	**0.10**	H	**0.0090**	**0.066**	**mg/Kg**	1	16-Mar-2015 16:31
Benzo(a)pyrene	**0.12**	H	**0.0060**	**0.066**	**mg/Kg**	1	16-Mar-2015 16:31
Benzo(b)fluoranthene	**0.17**	H	**0.0070**	**0.066**	**mg/Kg**	1	16-Mar-2015 16:31
Benzo(g,h,i)perylene	**0.11**	H	**0.0070**	**0.066**	**mg/Kg**	1	16-Mar-2015 16:31
Benzo(k)fluoranthene	**0.066**	JH	**0.0070**	**0.066**	**mg/Kg**	1	16-Mar-2015 16:31
Chrysene	**0.12**	H	**0.0060**	**0.066**	**mg/Kg**	1	16-Mar-2015 16:31
Dibenz(a,h)anthracene	U	H	0.010	0.066	mg/Kg	1	16-Mar-2015 16:31
Fluoranthene	**0.16**	H	**0.0080**	**0.066**	**mg/Kg**	1	16-Mar-2015 16:31
Fluorene	U	H	0.013	0.066	mg/Kg	1	16-Mar-2015 16:31
Indeno(1,2,3-cd)pyrene	**0.10**	H	**0.0090**	**0.066**	**mg/Kg**	1	16-Mar-2015 16:31
Naphthalene	U	H	0.0080	0.066	mg/Kg	1	16-Mar-2015 16:31
Phenanthrene	**0.068**	H	**0.0070**	**0.066**	**mg/Kg**	1	16-Mar-2015 16:31
Pyrene	**0.15**	H	**0.0060**	**0.066**	**mg/Kg**	1	16-Mar-2015 16:31
Surr: 2-Fluorobiphenyl	*76.0*			*43-125*	*%REC*	*1*	*16-Mar-2015 16:31*
Surr: 4-Terphenyl-d14	*79.0*			*32-125*	*%REC*	*1*	*16-Mar-2015 16:31*
Surr: Nitrobenzene-d5	*62.9*			*37-125*	*%REC*	*1*	*16-Mar-2015 16:31*

Note: See Qualifiers Page for a list of qualifiers and their explanation.

ALS Group USA, Corp Date: 07-Apr-15

Client: ARCADIS U.S., Inc.
Project: Foster AFB Bioavailablity - G1
Sample ID: FAFB-Bulk-G1 (Extr.Comp1of3)
Collection Date: 21-Nov-2014 10:10

ANALYTICAL REPORT
WorkOrder:HS15040099
Lab ID:HS15040099-12
Matrix:Extract

ANALYSES	RESULT	QUAL	MDL	REPORT LIMIT	UNITS	DILUTION FACTOR	DATE ANALYZED
PAHS		**Method:SW8270**	Leache:SW3510 / 03-Apr-2015		Prep:SW3510 / 03-Apr-2015		Analyst: GEY
Acenaphthene	U	H	300	5000	ug/L	1	06-Apr-2015 15:55
Acenaphthylene	U	H	300	5000	ug/L	1	06-Apr-2015 15:55
Anthracene	**1,200**	**JH**	**300**	**5000**	**ug/L**	1	06-Apr-2015 15:55
Benz(a)anthracene	**8,700**	**H**	**300**	**5000**	**ug/L**	1	06-Apr-2015 15:55
Benzo(a)pyrene	**10,000**	**H**	**400**	**5000**	**ug/L**	1	06-Apr-2015 15:55
Benzo(b)fluoranthene	**13,000**	**H**	**400**	**5000**	**ug/L**	1	06-Apr-2015 15:55
Benzo(g,h,i)perylene	**8,300**	**H**	**300**	**5000**	**ug/L**	1	06-Apr-2015 15:55
Benzo(k)fluoranthene	**4,900**	**JH**	**700**	**5000**	**ug/L**	1	06-Apr-2015 15:55
Chrysene	**11,000**	**H**	**800**	**5000**	**ug/L**	1	06-Apr-2015 15:55
Dibenz(a,h)anthracene	**1,900**	**JH**	**600**	**5000**	**ug/L**	1	06-Apr-2015 15:55
Fluoranthene	**15,000**	**H**	**400**	**5000**	**ug/L**	1	06-Apr-2015 15:55
Fluorene	U	H	500	5000	ug/L	1	06-Apr-2015 15:55
Indeno(1,2,3-cd)pyrene	**8,100**	**H**	**600**	**5000**	**ug/L**	1	06-Apr-2015 15:55
Naphthalene	U	H	400	5000	ug/L	1	06-Apr-2015 15:55
Phenanthrene	**6,000**	**H**	**400**	**5000**	**ug/L**	1	06-Apr-2015 15:55
Pyrene	**14,000**	**H**	**300**	**5000**	**ug/L**	1	06-Apr-2015 15:55
Surr: 2-Fluorobiphenyl	*853*	*S*		*49-120*	*%REC*	*1*	*06-Apr-2015 15:55*
Surr: 4-Terphenyl-d14	*749*	*S*		*51-135*	*%REC*	*1*	*06-Apr-2015 15:55*
Surr: Nitrobenzene-d5	*771*	*S*		*41-120*	*%REC*	*1*	*06-Apr-2015 15:55*

Note: See Qualifiers Page for a list of qualifiers and their explanation.

ALS Group USA, Corp Date: 07-Apr-15

Client: ARCADIS U.S., Inc.
Project: Foster AFB Bioavailablity - G1
Sample ID: FAFB-Bulk-G1 (Extr.Comp2of3)
Collection Date: 21-Nov-2014 10:10

ANALYTICAL REPORT
WorkOrder:HS15040099
Lab ID:HS15040099-13
Matrix:Extract

ANALYSES	RESULT	QUAL	MDL	REPORT LIMIT	UNITS	DILUTION FACTOR	DATE ANALYZED
PAHS	Method:SW8270			Leache:SW3510 / 03-Apr-2015	Prep:SW3510 / 03-Apr-2015		Analyst: GEY
Acenaphthene	U	H	300	5000	ug/L	1	06-Apr-2015 16:17
Acenaphthylene	U	H	300	5000	ug/L	1	06-Apr-2015 16:17
Anthracene	1,400	JH	300	5000	ug/L	1	06-Apr-2015 16:17
Benz(a)anthracene	10,000	H	300	5000	ug/L	1	06-Apr-2015 16:17
Benzo(a)pyrene	11,000	H	400	5000	ug/L	1	06-Apr-2015 16:17
Benzo(b)fluoranthene	14,000	H	400	5000	ug/L	1	06-Apr-2015 16:17
Benzo(g,h,i)perylene	9,700	H	300	5000	ug/L	1	06-Apr-2015 16:17
Benzo(k)fluoranthene	6,200	H	700	5000	ug/L	1	06-Apr-2015 16:17
Chrysene	12,000	H	800	5000	ug/L	1	06-Apr-2015 16:17
Dibenz(a,h)anthracene	2,100	JH	600	5000	ug/L	1	06-Apr-2015 16:17
Fluoranthene	18,000	H	400	5000	ug/L	1	06-Apr-2015 16:17
Fluorene	U	H	500	5000	ug/L	1	06-Apr-2015 16:17
Indeno(1,2,3-cd)pyrene	9,200	H	600	5000	ug/L	1	06-Apr-2015 16:17
Naphthalene	U	H	400	5000	ug/L	1	06-Apr-2015 16:17
Phenanthrene	7,000	H	400	5000	ug/L	1	06-Apr-2015 16:17
Pyrene	15,000	H	300	5000	ug/L	1	06-Apr-2015 16:17
Surr: 2-Fluorobiphenyl	*943*	*S*		*48-120*	*%REC*	*1*	*06-Apr-2015 16:17*
Surr: 4-Terphenyl-d14	*839*	*S*		*51-135*	*%REC*	*1*	*06-Apr-2015 16:17*
Surr: Nitrobenzene-d5	*882*	*S*		*41-120*	*%REC*	*1*	*06-Apr-2015 16:17*

Note: See Qualifiers Page for a list of qualifiers and their explanation.

Page 5 of 14

ALS Group USA, Corp Date: 07-Apr-15

Client: ARCADIS U.S., Inc. **ANALYTICAL REPORT**
Project: Foster AFB Bioavailablity - G1 WorkOrder:HS15040099
Sample ID: FAFB-Bulk-G1 (Extr.Comp3of3) Lab ID:HS15040099-14
Collection Date: 21-Nov-2014 10:10 Matrix:Extract

ANALYSES	RESULT	QUAL	MDL	REPORT LIMIT	UNITS	DILUTION FACTOR	DATE ANALYZED
PAHS	Method:SW8270		Leache:SW3510 / 03-Apr-2015	Prep:SW3510 / 03-Apr-2015			Analyst: GEY
Acenaphthene	U	H	300	5000	ug/L	1	06-Apr-2015 17:02
Acenaphthylene	U	H	300	5000	ug/L	1	06-Apr-2015 17:02
Anthracene	1,400	JH	300	5000	ug/L	1	06-Apr-2015 17:02
Benz(a)anthracene	10,000	H	300	5000	ug/L	1	06-Apr-2015 17:02
Benzo(a)pyrene	12,000	H	400	5000	ug/L	1	06-Apr-2015 17:02
Benzo(b)fluoranthene	14,000	H	400	5000	ug/L	1	06-Apr-2015 17:02
Benzo(g,h,i)perylene	9,500	H	300	5000	ug/L	1	06-Apr-2015 17:02
Benzo(k)fluoranthene	6,900	H	700	5000	ug/L	1	06-Apr-2015 17:02
Chrysene	13,000	H	800	5000	ug/L	1	06-Apr-2015 17:02
Dibenz(a,h)anthracene	2,300	JH	600	5000	ug/L	1	06-Apr-2015 17:02
Fluoranthene	18,000	H	400	5000	ug/L	1	06-Apr-2015 17:02
Fluorene	U	H	500	5000	ug/L	1	06-Apr-2015 17:02
Indeno(1,2,3-cd)pyrene	9,300	H	600	5000	ug/L	1	06-Apr-2015 17:02
Naphthalene	U	H	400	5000	ug/L	1	06-Apr-2015 17:02
Phenanthrene	6,800	H	400	5000	ug/L	1	06-Apr-2015 17:02
Pyrene	15,000	H	300	5000	ug/L	1	06-Apr-2015 17:02
Surr: 2-Fluorobiphenyl	*971*	*S*		*48-120*	*%REC*	*1*	*06-Apr-2015 17:02*
Surr: 4-Terphenyl-d14	*857*	*S*		*51-135*	*%REC*	*1*	*06-Apr-2015 17:02*
Surr: Nitrobenzene-d5	*927*	*S*		*41-120*	*%REC*	*1*	*06-Apr-2015 17:02*

Note: See Qualifiers Page for a list of qualifiers and their explanation.

Page 6 of 14

ALS Group USA, Corp Date: 08-Apr-15

Client:	ARCADIS U.S., Inc.	**ANALYTICAL REPORT**
Project:	Foster AFB Bioavailability - G2	WorkOrder:HS15040097
Sample ID:	FAFB-Bulk-G2 (Extr.Comp1of3)	Lab ID:HS15040097-12
Collection Date:	21-Nov-2014 10:05	Matrix:Extract

ANALYSES	RESULT	QUAL	MDL	REPORT LIMIT	UNITS	DILUTION FACTOR	DATE ANALYZED
PAHS	Method:SW8270		Leache:SW3510 / 03-Apr-2015	Prep:SW3510 / 03-Apr-2015			Analyst: GEY
Acenaphthene	18,000	JH	3000	50000	ug/L	10	06-Apr-2015 18:32
Acenaphthylene	U	H	3000	50000	ug/L	10	06-Apr-2015 18:32
Anthracene	54,000	H	3000	50000	ug/L	10	06-Apr-2015 18:32
Benz(a)anthracene	330,000	H	3000	50000	ug/L	10	06-Apr-2015 18:32
Benzo(a)pyrene	370,000	H	4000	50000	ug/L	10	06-Apr-2015 18:32
Benzo(b)fluoranthene	430,000	H	4000	50000	ug/L	10	06-Apr-2015 18:32
Benzo(g,h,i)perylene	280,000	H	3000	50000	ug/L	10	06-Apr-2015 18:32
Benzo(k)fluoranthene	190,000	H	7000	50000	ug/L	10	06-Apr-2015 18:32
Chrysene	410,000	H	8000	50000	ug/L	10	06-Apr-2015 18:32
Dibenz(a,h)anthracene	70,000	H	6000	50000	ug/L	10	06-Apr-2015 18:32
Fluoranthene	630,000	H	4000	50000	ug/L	10	06-Apr-2015 18:32
Fluorene	U	H	5000	50000	ug/L	10	06-Apr-2015 18:32
Indeno(1,2,3-cd)pyrene	270,000	H	6000	50000	ug/L	10	06-Apr-2015 18:32
Naphthalene	U	H	4000	50000	ug/L	10	06-Apr-2015 18:32
Phenanthrene	260,000	H	4000	50000	ug/L	10	06-Apr-2015 18:32
Pyrene	520,000	H	3000	50000	ug/L	10	06-Apr-2015 18:32
Surr: 2-Fluorobiphenyl	*0*	*S*		*48-120*	*%REC*	*10*	*06-Apr-2015 18:32*
Surr: 4-Terphenyl-d14	*0*	*S*		*51-135*	*%REC*	*10*	*06-Apr-2015 18:32*
Surr: Nitrobenzene-d5	*0*	*S*		*41-120*	*%REC*	*10*	*06-Apr-2015 18:32*

Note: See Qualifiers Page for a list of qualifiers and their explanation.

ALS Group USA, Corp Date: 08-Apr-15

Client:	ARCADIS U.S., Inc.	**ANALYTICAL REPORT**	
Project:	Foster AFB Bioavailablity - G2	WorkOrder:HS15040097	
Sample ID:	FAFB-Bulk-G2 (Extr.Comp2of3)	Lab ID:HS15040097-13	
Collection Date:	21-Nov-2014 10:05	Matrix:Extract	

ANALYSES	RESULT	QUAL	MDL	REPORT LIMIT	UNITS	DILUTION FACTOR	DATE ANALYZED
PAHS		Method:SW8270	Leache:SW3510 / 03-Apr-2015		Prep:SW3510 / 03-Apr-2015		Analyst: GEY
Acenaphthene	19,000	JH	3000	50000	ug/L	10	06-Apr-2015 18:54
Acenaphthylene	U	H	3000	50000	ug/L	10	06-Apr-2015 18:54
Anthracene	58,000	H	3000	50000	ug/L	10	06-Apr-2015 18:54
Benz(a)anthracene	330,000	H	3000	50000	ug/L	10	06-Apr-2015 18:54
Benzo(a)pyrene	380,000	H	4000	50000	ug/L	10	06-Apr-2015 18:54
Benzo(b)fluoranthene	490,000	H	4000	50000	ug/L	10	06-Apr-2015 18:54
Benzo(g,h,i)perylene	280,000	H	3000	50000	ug/L	10	06-Apr-2015 18:54
Benzo(k)fluoranthene	170,000	H	7000	50000	ug/L	10	06-Apr-2015 18:54
Chrysene	420,000	H	8000	50000	ug/L	10	06-Apr-2015 18:54
Dibenz(a,h)anthracene	63,000	H	6000	50000	ug/L	10	06-Apr-2015 18:54
Fluoranthene	650,000	H	4000	50000	ug/L	10	06-Apr-2015 18:54
Fluorene	U	H	5000	50000	ug/L	10	06-Apr-2015 18:54
Indeno(1,2,3-cd)pyrene	280,000	H	6000	50000	ug/L	10	06-Apr-2015 18:54
Naphthalene	U	H	4000	50000	ug/L	10	06-Apr-2015 18:54
Phenanthrene	270,000	H	4000	50000	ug/L	10	06-Apr-2015 18:54
Pyrene	510,000	H	3000	50000	ug/L	10	06-Apr-2015 18:54
Surr: 2-Fluorobiphenyl	*0*	*S*		*48-120*	*%REC*	*10*	*06-Apr-2015 18:54*
Surr: 4-Terphenyl-d14	*0*	*S*		*51-135*	*%REC*	*10*	*06-Apr-2015 18:54*
Surr: Nitrobenzene-d5	*0*	*S*		*41-120*	*%REC*	*10*	*06-Apr-2015 18:54*

Note: See Qualifiers Page for a list of qualifiers and their explanation.

ALS Group USA, Corp

Date: 08-Apr-15

Client: ARCADIS U.S., Inc.
Project: Foster AFB Bioavailablity - G2
Sample ID: FAFB-Bulk-G2 (Extr.Comp3of3)
Collection Date: 21-Nov-2014 10:05

ANALYTICAL REPORT
WorkOrder:HS15040097
Lab ID:HS15040097-14
Matrix:Extract

ANALYSES	RESULT	QUAL	MDL	REPORT LIMIT	UNITS	DILUTION FACTOR	DATE ANALYZED
PAHS		Method:SW8270		Leache:SW3510 / 03-Apr-2015	Prep:SW3510 / 03-Apr-2015		Analyst: GEY
Acenaphthene	19,000	JH	3000	50000	ug/L	10	07-Apr-2015 16:58
Acenaphthylene	U	H	3000	50000	ug/L	10	07-Apr-2015 16:58
Anthracene	56,000	H	3000	50000	ug/L	10	07-Apr-2015 16:58
Benz(a)anthracene	360,000	H	3000	50000	ug/L	10	07-Apr-2015 16:58
Benzo(a)pyrene	360,000	H	4000	50000	ug/L	10	07-Apr-2015 16:58
Benzo(b)fluoranthene	490,000	H	4000	50000	ug/L	10	07-Apr-2015 16:58
Benzo(g,h,i)perylene	280,000	H	3000	50000	ug/L	10	07-Apr-2015 16:58
Benzo(k)fluoranthene	180,000	H	7000	50000	ug/L	10	07-Apr-2015 16:58
Chrysene	410,000	H	8000	50000	ug/L	10	07-Apr-2015 16:58
Dibenz(a,h)anthracene	76,000	H	6000	50000	ug/L	10	07-Apr-2015 16:58
Fluoranthene	610,000	H	4000	50000	ug/L	10	07-Apr-2015 16:58
Fluorene	U	H	5000	50000	ug/L	10	07-Apr-2015 16:58
Indeno(1,2,3-cd)pyrene	290,000	H	6000	50000	ug/L	10	07-Apr-2015 16:58
Naphthalene	U	H	4000	50000	ug/L	10	07-Apr-2015 16:58
Phenanthrene	260,000	H	4000	50000	ug/L	10	07-Apr-2015 16:58
Pyrene	530,000	H	3000	50000	ug/L	10	07-Apr-2015 16:58
Surr: 2-Fluorobiphenyl	*0*	*S*		*48-120*	*%REC*	*10*	*07-Apr-2015 16:58*
Surr: 4-Terphenyl-d14	*0*	*S*		*51-135*	*%REC*	*10*	*07-Apr-2015 16:58*
Surr: Nitrobenzene-d5	*0*	*S*		*41-120*	*%REC*	*10*	*07-Apr-2015 16:58*

Note: See Qualifiers Page for a list of qualifiers and their explanation.

Page 6 of 14

ALS Group USA, Corp Date: 08-Apr-15

Client: ARCADIS U.S., Inc.
Project: Foster AFB Bioavailablity - G3 Extracts and Clean Soil
Sample ID: FAFB-Bulk-G3 (Extr.Comp1of3)
Collection Date: 21-Nov-2014 10:00

ANALYTICAL REPORT
WorkOrder:HS15040080
Lab ID:HS15040080-12
Matrix:Extract

ANALYSES	RESULT	QUAL	REPORT LIMIT	UNITS	DILUTION FACTOR	DATE ANALYZED
PAHS	Method:SW8270		Leache:SW3510 / 03-Apr-2015	Prep:SW3510 / 03-Apr-2015		Analyst: GEY
Acenaphthene	ND	H	5000	ug/L	1	07-Apr-2015 15:51
Acenaphthylene	ND	H	5000	ug/L	1	07-Apr-2015 15:51
Anthracene	7,400	H	5000	ug/L	1	07-Apr-2015 15:51
Benz(a)anthracene	57,000	H	5000	ug/L	1	07-Apr-2015 15:51
Benzo(a)pyrene	58,000	H	5000	ug/L	1	07-Apr-2015 15:51
Benzo(b)fluoranthene	82,000	H	5000	ug/L	1	07-Apr-2015 15:51
Benzo(g,h,i)perylene	44,000	H	5000	ug/L	1	07-Apr-2015 15:51
Benzo(k)fluoranthene	25,000	H	5000	ug/L	1	07-Apr-2015 15:51
Chrysene	64,000	H	5000	ug/L	1	07-Apr-2015 15:51
Dibenz(a,h)anthracene	11,000	H	5000	ug/L	1	07-Apr-2015 15:51
Fluoranthene	86,000	H	5000	ug/L	1	07-Apr-2015 15:51
Fluorene	ND	H	5000	ug/L	1	07-Apr-2015 15:51
Indeno(1,2,3-cd)pyrene	44,000	H	5000	ug/L	1	07-Apr-2015 15:51
Naphthalene	ND	H	5000	ug/L	1	07-Apr-2015 15:51
Phenanthrene	35,000	H	5000	ug/L	1	07-Apr-2015 15:51
Pyrene	75,000	H	5000	ug/L	1	07-Apr-2015 15:51
Surr: 2-Fluorobiphenyl	*756*	*S*	*48-120*	*%REC*	*1*	*07-Apr-2015 15:51*
Surr: 4-Terphenyl-d14	*676*	*S*	*51-135*	*%REC*	*1*	*07-Apr-2015 15:51*
Surr: Nitrobenzene-d5	*757*	*S*	*41-120*	*%REC*	*1*	*07-Apr-2015 15:51*

Note: See Qualifiers Page for a list of qualifiers and their explanation.

Page 4 of 15

ALS Group USA, Corp Date: 08-Apr-15

Client: ARCADIS U.S., Inc.
Project: Foster AFB Bioavailablity - G3 Extracts and Clean Soil
Sample ID: FAFB-Bulk-G3 (Extr.Comp2of3)
Collection Date: 21-Nov-2014 10:00

ANALYTICAL REPORT
WorkOrder:HS15040080
Lab ID:HS15040080-13
Matrix:Extract

ANALYSES	RESULT	QUAL	REPORT LIMIT	UNITS	DILUTION FACTOR	DATE ANALYZED
PAHS	Method:SW8270		Leache:SW3510 / 03-Apr-2015	Prep:SW3510 / 03-Apr-2015		Analyst: GEY
Acenaphthene	ND	H	5000	ug/L	1	07-Apr-2015 17:21
Acenaphthylene	ND	H	5000	ug/L	1	07-Apr-2015 17:21
Anthracene	6,900	H	5000	ug/L	1	07-Apr-2015 17:21
Benz(a)anthracene	42,000	H	5000	ug/L	1	07-Apr-2015 17:21
Benzo(a)pyrene	42,000	H	5000	ug/L	1	07-Apr-2015 17:21
Benzo(b)fluoranthene	60,000	H	5000	ug/L	1	07-Apr-2015 17:21
Benzo(g,h,i)perylene	32,000	H	5000	ug/L	1	07-Apr-2015 17:21
Benzo(k)fluoranthene	15,000	H	5000	ug/L	1	07-Apr-2015 17:21
Chrysene	47,000	H	5000	ug/L	1	07-Apr-2015 17:21
Dibenz(a,h)anthracene	10,000	H	5000	ug/L	1	07-Apr-2015 17:21
Fluoranthene	64,000	H	5000	ug/L	1	07-Apr-2015 17:21
Fluorene	ND	H	5000	ug/L	1	07-Apr-2015 17:21
Indeno(1,2,3-cd)pyrene	33,000	H	5000	ug/L	1	07-Apr-2015 17:21
Naphthalene	ND	H	5000	ug/L	1	07-Apr-2015 17:21
Phenanthrene	27,000	H	5000	ug/L	1	07-Apr-2015 17:21
Pyrene	55,000	H	5000	ug/L	1	07-Apr-2015 17:21
Surr: 2-Fluorobiphenyl	*599*	*S*	*48-120*	*%REC*	*1*	*07-Apr-2015 17:21*
Surr: 4-Terphenyl-d14	*513*	*JS*	*51-135*	*%REC*	*1*	*07-Apr-2015 17:21*
Surr: Nitrobenzene-d5	*589*	*S*	*41-120*	*%REC*	*1*	*07-Apr-2015 17:21*

Note: See Qualifiers Page for a list of qualifiers and their explanation.

ALS Group USA, Corp Date: 08-Apr-15

Client:	ARCADIS U.S., Inc.	**ANALYTICAL REPORT**
Project:	Foster AFB Bioavailablity - G3 Extracts and Clean Soil	WorkOrder:HS15040080
Sample ID:	FAFB-Bulk-G3 (Extr.Comp3of3)	Lab ID:HS15040080-14
Collection Date:	21-Nov-2014 10:00	Matrix:Extract

ANALYSES	RESULT	QUAL	REPORT LIMIT	UNITS	DILUTION FACTOR	DATE ANALYZED
PAHS	**Method:SW8270**		**Leache:SW3510 / 03-Apr-2015**	**Prep:SW3510 / 03-Apr-2015**		**Analyst: GEY**
Acenaphthene	ND	H	5000	ug/L	1	07-Apr-2015 16:36
Acenaphthylene	ND	H	5000	ug/L	1	07-Apr-2015 16:36
Anthracene	6,900	H	5000	ug/L	1	07-Apr-2015 16:36
Benz(a)anthracene	51,000	H	5000	ug/L	1	07-Apr-2015 16:36
Benzo(a)pyrene	52,000	H	5000	ug/L	1	07-Apr-2015 16:36
Benzo(b)fluoranthene	72,000	H	5000	ug/L	1	07-Apr-2015 16:36
Benzo(g,h,i)perylene	41,000	H	5000	ug/L	1	07-Apr-2015 16:36
Benzo(k)fluoranthene	25,000	H	5000	ug/L	1	07-Apr-2015 16:36
Chrysene	61,000	H	5000	ug/L	1	07-Apr-2015 16:36
Dibenz(a,h)anthracene	13,000	H	5000	ug/L	1	07-Apr-2015 16:36
Fluoranthene	81,000	H	5000	ug/L	1	07-Apr-2015 16:36
Fluorene	ND	H	5000	ug/L	1	07-Apr-2015 16:36
Indeno(1,2,3-cd)pyrene	42,000	H	5000	ug/L	1	07-Apr-2015 16:36
Naphthalene	ND	H	5000	ug/L	1	07-Apr-2015 16:36
Phenanthrene	34,000	H	5000	ug/L	1	07-Apr-2015 16:36
Pyrene	72,000	H	5000	ug/L	1	07-Apr-2015 16:36
Surr: 2-Fluorobiphenyl	*694*	*S*	*48-120*	*%REC*	*1*	*07-Apr-2015 16:36*
Surr: 4-Terphenyl-d14	*624*	*S*	*51-135*	*%REC*	*1*	*07-Apr-2015 16:36*
Surr: Nitrobenzene-d5	*674*	*S*	*41-120*	*%REC*	*1*	*07-Apr-2015 16:36*

Note: See Qualifiers Page for a list of qualifiers and their explanation.

ALS Group USA, Corp Date: 07-Apr-15

Client:	ARCADIS U.S., Inc.	**ANALYTICAL REPORT**
Project:	Foster AFB Bioavailablity - G4	WorkOrder:HS15040100
Sample ID:	FAFB-Bulk-G4 (Extr.Comp1of3)	Lab ID:HS15040100-12
Collection Date:	21-Nov-2014 10:15	Matrix:Extract

ANALYSES	RESULT	QUAL	MDL	REPORT LIMIT	UNITS	DILUTION FACTOR	DATE ANALYZED
PAHS		Method:SW8270	Leache:SW3510 / 03-Apr-2015		Prep:SW3510 / 03-Apr-2015		Analyst: GEY
Acenaphthene	U	H	300	5000	ug/L	1	06-Apr-2015 14:47
Acenaphthylene	U	H	300	5000	ug/L	1	06-Apr-2015 14:47
Anthracene	U	H	300	5000	ug/L	1	06-Apr-2015 14:47
Benz(a)anthracene	**1,400**	JH	**300**	**5000**	**ug/L**	1	06-Apr-2015 14:47
Benzo(a)pyrene	**1,500**	JH	**400**	**5000**	**ug/L**	1	06-Apr-2015 14:47
Benzo(b)fluoranthene	**1,600**	JH	**400**	**5000**	**ug/L**	1	06-Apr-2015 14:47
Benzo(g,h,i)perylene	**1,100**	JH	**300**	**5000**	**ug/L**	1	06-Apr-2015 14:47
Benzo(k)fluoranthene	U	H	700	5000	ug/L	1	06-Apr-2015 14:47
Chrysene	**1,800**	JH	**800**	**5000**	**ug/L**	1	06-Apr-2015 14:47
Dibenz(a,h)anthracene	U	H	600	5000	ug/L	1	06-Apr-2015 14:47
Fluoranthene	**2,200**	JH	**400**	**5000**	**ug/L**	1	06-Apr-2015 14:47
Fluorene	U	H	500	5000	ug/L	1	06-Apr-2015 14:47
Indeno(1,2,3-cd)pyrene	**1,200**	JH	**600**	**5000**	**ug/L**	1	06-Apr-2015 14:47
Naphthalene	U	H	400	5000	ug/L	1	06-Apr-2015 14:47
Phenanthrene	U	H	400	5000	ug/L	1	06-Apr-2015 14:47
Pyrene	**1,900**	JH	**300**	**5000**	**ug/L**	1	06-Apr-2015 14:47
Surr: 2-Fluorobiphenyl	*837*	*S*		*48-120*	*%REC*	*1*	*06-Apr-2015 14:47*
Surr: 4-Terphenyl-d14	*713*	*S*		*51-135*	*%REC*	*1*	*06-Apr-2015 14:47*
Surr: Nitrobenzene-d5	*816*	*S*		*41-120*	*%REC*	*1*	*06-Apr-2015 14:47*

Note: See Qualifiers Page for a list of qualifiers and their explanation.

Page 4 of 14

ALS Group USA, Corp Date: 07-Apr-15

Client:	ARCADIS U.S., Inc.	**ANALYTICAL REPORT**
Project:	Foster AFB Bioavailablity - G4	WorkOrder:HS15040100
Sample ID:	FAFB-Bulk-G4 (Extr.Comp2of3)	Lab ID:HS15040100-13
Collection Date:	21-Nov-2014 10:15	Matrix:Extract

ANALYSES	RESULT	QUAL	MDL	REPORT LIMIT	UNITS	DILUTION FACTOR	DATE ANALYZED
PAHS		**Method:SW8270**	Leache:SW3510 / 03-Apr-2015		Prep:SW3510 / 03-Apr-2015		Analyst: GEY
Acenaphthene	U	H	300	5000	ug/L	1	06-Apr-2015 16:39
Acenaphthylene	U	H	300	5000	ug/L	1	06-Apr-2015 16:39
Anthracene	U	H	300	5000	ug/L	1	06-Apr-2015 16:39
Benz(a)anthracene	**1,400**	JH	**300**	**5000**	**ug/L**	1	06-Apr-2015 16:39
Benzo(a)pyrene	**1,500**	JH	**400**	**5000**	**ug/L**	1	06-Apr-2015 16:39
Benzo(b)fluoranthene	**1,900**	JH	**400**	**5000**	**ug/L**	1	06-Apr-2015 16:39
Benzo(g,h,i)perylene	**1,200**	JH	**300**	**5000**	**ug/L**	1	06-Apr-2015 16:39
Benzo(k)fluoranthene	U	H	700	5000	ug/L	1	06-Apr-2015 16:39
Chrysene	**1,600**	JH	**800**	**5000**	**ug/L**	1	06-Apr-2015 16:39
Dibenz(a,h)anthracene	U	H	600	5000	ug/L	1	06-Apr-2015 16:39
Fluoranthene	**2,100**	JH	**400**	**5000**	**ug/L**	1	06-Apr-2015 16:39
Fluorene	U	H	500	5000	ug/L	1	06-Apr-2015 16:39
Indeno(1,2,3-cd)pyrene	**1,100**	JH	**600**	**5000**	**ug/L**	1	06-Apr-2015 16:39
Naphthalene	U	H	400	5000	ug/L	1	06-Apr-2015 16:39
Phenanthrene	U	H	400	5000	ug/L	1	06-Apr-2015 16:39
Pyrene	**1,800**	JH	**300**	**5000**	**ug/L**	1	06-Apr-2015 16:39
Surr: 2-Fluorobiphenyl	*811*	S		*48-120*	*%REC*	*1*	*06-Apr-2015 16:39*
Surr: 4-Terphenyl-d14	*660*	S		*51-135*	*%REC*	*1*	*06-Apr-2015 16:39*
Surr: Nitrobenzene-d5	*763*	S		*41-120*	*%REC*	*1*	*06-Apr-2015 16:39*

Note: See Qualifiers Page for a list of qualifiers and their explanation.

Page 5 of 14

ALS Group USA, Corp Date: 07-Apr-15

Client:	ARCADIS U.S., Inc.	**ANALYTICAL REPORT**
Project:	Foster AFB Bioavailablity - G4	WorkOrder:HS15040100
Sample ID:	FAFB-Bulk-G4 (Extr.Comp3of3)	Lab ID:HS15040100-14
Collection Date:	21-Nov-2014 10:15	Matrix:Extract

ANALYSES	RESULT	QUAL	MDL	REPORT LIMIT	UNITS	DILUTION FACTOR	DATE ANALYZED
PAHS		Method:SW8270	Leache:SW3510 / 03-Apr-2015	Prep:SW3510 / 03-Apr-2015			Analyst: GEY
Acenaphthene	U	H	300	5000	ug/L	1	06-Apr-2015 15:32
Acenaphthylene	U	H	300	5000	ug/L	1	06-Apr-2015 15:32
Anthracene	U	H	300	5000	ug/L	1	06-Apr-2015 15:32
Benz(a)anthracene	**1,400**	JH	**300**	**5000**	**ug/L**	1	06-Apr-2015 15:32
Benzo(a)pyrene	**1,500**	JH	**400**	**5000**	**ug/L**	1	06-Apr-2015 15:32
Benzo(b)fluoranthene	**1,800**	JH	**400**	**5000**	**ug/L**	1	06-Apr-2015 15:32
Benzo(g,h,i)perylene	**1,100**	JH	**300**	**5000**	**ug/L**	1	06-Apr-2015 15:32
Benzo(k)fluoranthene	U	H	700	5000	ug/L	1	06-Apr-2015 15:32
Chrysene	**1,600**	JH	**800**	**5000**	**ug/L**	1	06-Apr-2015 15:32
Dibenz(a,h)anthracene	U	H	600	5000	ug/L	1	06-Apr-2015 15:32
Fluoranthene	**2,100**	JH	**400**	**5000**	**ug/L**	1	06-Apr-2015 15:32
Fluorene	U	H	500	5000	ug/L	1	06-Apr-2015 15:32
Indeno(1,2,3-cd)pyrene	**1,100**	JH	**600**	**5000**	**ug/L**	1	06-Apr-2015 15:32
Naphthalene	U	H	400	5000	ug/L	1	06-Apr-2015 15:32
Phenanthrene	U	H	400	5000	ug/L	1	06-Apr-2015 15:32
Pyrene	**1,800**	JH	**300**	**5000**	**ug/L**	1	06-Apr-2015 15:32
Surr: 2-Fluorobiphenyl	*805*	S		*48-120*	*%REC*	*1*	*06-Apr-2015 15:32*
Surr: 4-Terphenyl-d14	*709*	S		*51-135*	*%REC*	*1*	*06-Apr-2015 15:32*
Surr: Nitrobenzene-d5	*768*	S		*41-120*	*%REC*	*1*	*06-Apr-2015 15:32*

Note: See Qualifiers Page for a list of qualifiers and their explanation.

ALS Group USA, Corp Date: 08-Apr-15

Client: ARCADIS U.S., Inc.
Project: Foster AFB Bioavailablity - G5
Sample ID: FAFB-Bulk-G5 (Extr.Comp1of3)
Collection Date: 21-Nov-2014 10:20

ANALYTICAL REPORT
WorkOrder:HS15040110
Lab ID:HS15040110-12
Matrix:Extract

ANALYSES	RESULT	QUAL	MDL	REPORT LIMIT	UNITS	DILUTION FACTOR	DATE ANALYZED
LOW-LEVEL PAHS		**Method:SW8270**			Prep:SW3510 / 06-Apr-2015		Analyst: LG
Acenaphthene	U	H	30	200	ug/L	1	06-Apr-2015 18:12
Acenaphthylene	U	H	21	200	ug/L	1	06-Apr-2015 18:12
Anthracene	**68**	**JH**	**20**	**200**	**ug/L**	1	06-Apr-2015 18:12
Benz(a)anthracene	**570**	H	**25**	**200**	**ug/L**	1	06-Apr-2015 18:12
Benzo(a)pyrene	**760**	H	**30**	**200**	**ug/L**	1	06-Apr-2015 18:12
Benzo(b)fluoranthene	**980**	H	**28**	**200**	**ug/L**	1	06-Apr-2015 18:12
Benzo(g,h,i)perylene	**600**	H	**26**	**200**	**ug/L**	1	06-Apr-2015 18:12
Benzo(k)fluoranthene	**350**	H	**28**	**200**	**ug/L**	1	06-Apr-2015 18:12
Chrysene	**700**	H	**46**	**200**	**ug/L**	1	06-Apr-2015 18:12
Dibenz(a,h)anthracene	**160**	JH	**26**	**200**	**ug/L**	1	06-Apr-2015 18:12
Fluoranthene	**890**	H	**20**	**200**	**ug/L**	1	06-Apr-2015 18:12
Fluorene	U	H	21	200	ug/L	1	06-Apr-2015 18:12
Indeno(1,2,3-cd)pyrene	**700**	H	**51**	**200**	**ug/L**	1	06-Apr-2015 18:12
Naphthalene	U	H	50	200	ug/L	1	06-Apr-2015 18:12
Phenanthrene	**320**	H	**20**	**200**	**ug/L**	1	06-Apr-2015 18:12
Pyrene	**810**	H	**22**	**200**	**ug/L**	1	06-Apr-2015 18:12
Surr: 2-Fluorobiphenyl	*804*	*S*		*40-125*	*%REC*	*1*	*06-Apr-2015 18:12*
Surr: 4-Terphenyl-d14	*897*	*S*		*40-135*	*%REC*	*1*	*06-Apr-2015 18:12*
Surr: Nitrobenzene-d5	*816*	*S*		*41-120*	*%REC*	*1*	*06-Apr-2015 18:12*

Note: See Qualifiers Page for a list of qualifiers and their explanation.

Page 4 of 14

ALS Group USA, Corp Date: 08-Apr-15

Client:	ARCADIS U.S., Inc.	**ANALYTICAL REPORT**
Project:	Foster AFB Bioavailability - G5	WorkOrder:HS15040110
Sample ID:	FAFB-Bulk-G5 (Extr.Comp2of3)	Lab ID:HS15040110-13
Collection Date:	21-Nov-2014 10:20	Matrix:Extract

ANALYSES	RESULT	QUAL	MDL	REPORT LIMIT	UNITS	DILUTION FACTOR	DATE ANALYZED
LOW-LEVEL PAHS		**Method:SW8270**			Prep:SW3510 / 06-Apr-2015		Analyst: LG
Acenaphthene	U	H	30	200	ug/L	1	06-Apr-2015 18:32
Acenaphthylene	U	H	21	200	ug/L	1	06-Apr-2015 18:32
Anthracene	**56**	JH	**20**	**200**	**ug/L**	**1**	06-Apr-2015 18:32
Benz(a)anthracene	**620**	H	**25**	**200**	**ug/L**	**1**	06-Apr-2015 18:32
Benzo(a)pyrene	**790**	H	**30**	**200**	**ug/L**	**1**	06-Apr-2015 18:32
Benzo(b)fluoranthene	**1,000**	H	**28**	**200**	**ug/L**	**1**	06-Apr-2015 18:32
Benzo(g,h,i)perylene	**610**	H	**26**	**200**	**ug/L**	**1**	06-Apr-2015 18:32
Benzo(k)fluoranthene	**350**	H	**28**	**200**	**ug/L**	**1**	06-Apr-2015 18:32
Chrysene	**690**	H	**46**	**200**	**ug/L**	**1**	06-Apr-2015 18:32
Dibenz(a,h)anthracene	**150**	JH	**26**	**200**	**ug/L**	**1**	06-Apr-2015 18:32
Fluoranthene	**930**	H	**20**	**200**	**ug/L**	**1**	06-Apr-2015 18:32
Fluorene	U	H	21	200	ug/L	1	06-Apr-2015 18:32
Indeno(1,2,3-cd)pyrene	**720**	H	**51**	**200**	**ug/L**	**1**	06-Apr-2015 18:32
Naphthalene	U	H	50	200	ug/L	1	06-Apr-2015 18:32
Phenanthrene	**330**	H	**20**	**200**	**ug/L**	**1**	06-Apr-2015 18:32
Pyrene	**850**	H	**22**	**200**	**ug/L**	**1**	06-Apr-2015 18:32
Surr: 2-Fluorobiphenyl	*845*	*S*		*40-125*	*%REC*	*1*	*06-Apr-2015 18:32*
Surr: 4-Terphenyl-d14	*915*	*S*		*40-135*	*%REC*	*1*	*06-Apr-2015 18:32*
Surr: Nitrobenzene-d5	*858*	*S*		*41-120*	*%REC*	*1*	*06-Apr-2015 18:32*

Note: See Qualifiers Page for a list of qualifiers and their explanation.

Page 5 of 14

ALS Group USA, Corp Date: 08-Apr-15

Client:	ARCADIS U.S., Inc.	**ANALYTICAL REPORT**
Project:	Foster AFB Bioavailablity - G5	WorkOrder:HS15040110
Sample ID:	FAFB-Bulk-G5 (Extr.Comp3of3)	Lab ID:HS15040110-14
Collection Date:	21-Nov-2014 10:20	Matrix:Extract

ANALYSES	RESULT	QUAL	MDL	REPORT LIMIT	UNITS	DILUTION FACTOR	DATE ANALYZED
LOW-LEVEL PAHS		Method:SW8270		Prep:SW3510 / 06-Apr-2015			Analyst: LG
Acenaphthene	U	H	30	200	ug/L	1	06-Apr-2015 18:51
Acenaphthylene	U	H	21	200	ug/L	1	06-Apr-2015 18:51
Anthracene	60	JH	20	200	ug/L	1	06-Apr-2015 18:51
Benz(a)anthracene	600	H	25	200	ug/L	1	06-Apr-2015 18:51
Benzo(a)pyrene	740	H	30	200	ug/L	1	06-Apr-2015 18:51
Benzo(b)fluoranthene	1,000	H	28	200	ug/L	1	06-Apr-2015 18:51
Benzo(g,h,i)perylene	590	H	26	200	ug/L	1	06-Apr-2015 18:51
Benzo(k)fluoranthene	390	H	28	200	ug/L	1	06-Apr-2015 18:51
Chrysene	670	H	46	200	ug/L	1	06-Apr-2015 18:51
Dibenz(a,h)anthracene	160	JH	25	200	ug/L	1	06-Apr-2015 18:51
Fluoranthene	880	H	20	200	ug/L	1	06-Apr-2015 18:51
Fluorene	U	H	21	200	ug/L	1	06-Apr-2015 18:51
Indeno(1,2,3-cd)pyrene	700	H	51	200	ug/L	1	06-Apr-2015 18:51
Naphthalene	U	H	50	200	ug/L	1	06-Apr-2015 18:51
Phenanthrene	310	H	20	200	ug/L	1	06-Apr-2015 18:51
Pyrene	800	H	22	200	ug/L	1	06-Apr-2015 18:51
Surr: 2-Fluorobiphenyl	*843*	*S*		*40-125*	*%REC*	*1*	*06-Apr-2015 18:51*
Surr: 4-Terphenyl-d14	*890*	*S*		*40-135*	*%REC*	*1*	*06-Apr-2015 18:51*
Surr: Nitrobenzene-d5	*784*	*S*		*41-120*	*%REC*	*1*	*06-Apr-2015 18:51*

Note: See Qualifiers Page for a list of qualifiers and their explanation.

Page 6 of 14

Certificate of Analysis **Page 1 of 1**

Fisher Scientific

1 Reagent Lane
Fair Lawn, NJ 07410
201.796.7100 tel
201.796.1329 fax

Certificate of Analysis

Fisher Scientific's Quality System has been found to conform to Quality Management System Standard ISO9001:2008 standard by SAI Global Certificate Number CERT - 0064970

This is to certify that units of the above mentioned lot number were tested and found to comply with the specifications of the grade listed. Certain data have been supplied by third parties. Fisher Scientific expressly disclaims all warranties, expressed or implied, including the implied warranties of merchantability and fitness for a particular purpose. Certain products (USP/FCC/NF/EP/BP/JP grades) are sold for use in food, drug, or medical device manufacturing. Fisher does not claim regulatory coverage under 21 CFR nor maintain DMF's with the FDA. The following are the actual analytical results obtained:

Catalog Number	**D37**	**Quality Test / Release Date**	**8/20/2013**
Lot Number	**135146**		
Description	**METHYLENE CHLORIDE, A.C.S.**		
Country of Origin	**United States**	*** Suggested Retest Date**	**Aug-2018**
Chemical Origin	**Organic - synthetic**		
BSE/TSE Comment	Methylene Chloride is made from hydrocarbon feedstocks and chlorine, and never comes into contact with materials of animal origin. Therefore, there is no issue with BSE/TSE with this product.		
Chemical Comment	This product contains no genetically modified materials and is free of any known allergy-stimulating food substances. Melamine is not used in the manufacture or processing of this product, nor is there a credible chemical route for its formation. While it is not analyzed for melamine, there is no reason to believe that there is any melamine in this product.		

Result name	Units	Specifications	Test Value
APPEARANCE		REPORT	CLEAR COLORLESS LIQUID
ASSAY	%	>= 99.5	99.9
COLOR	APHA	<= 10	5
DENSITY AT 25 DEGREES C	GM/ML	Inclusive Between 1.315 - 1.321	1.316
EVAPORATION RESIDUE	%	<= 0.002	<0.0002
FREE HALOGENS	PASS/FAIL	= PASS TEST	PASS TEST
IDENTIFICATION	PASS/FAIL	= PASS TEST	PASS TEST
TITRATABLE ACID	mEq/g	<= 0.0003	0.00009
WATER (H2O)	%	<= 0.02	0.002



Edgar E. Hess

Lab Manager BPF

Note: The data listed is valid for all package sizes of this lot of this product, expressed as a extension of this catalog number listed above. If there are any questions with this certificate, please call Chemical Services at (800) 227-6701.
*Based on suggested storage condition.

APPENDIX B

Dose Analysis

ALS Results 173
AXYS Results 197

Client: ARCADIS U.S., Inc.
Project: Foster AFB Bioavailablity Ricerca
Work Order: HS15040682

SAMPLE SUMMARY

Lab Samp ID	Client Sample ID	Matrix	TagNo	Collection Date	Date Received	Hold
HS15040682-01	Control Feed	Solid	10gm, conc. to 1mL	16-Apr-2015 00:00	17-Apr-2015 09:05	☐
HS15040682-02	Sieved Soil Neg Control T	Solid		16-Apr-2015 00:00	17-Apr-2015 09:05	☐
HS15040682-03	Sieved Soil Neg Control M	Solid		16-Apr-2015 00:00	17-Apr-2015 09:05	☐
HS15040682-04	Sieved Soil Neg Control B	Solid		16-Apr-2015 00:00	17-Apr-2015 09:05	☐
HS15040682-05	B(a)P-Pos Control T	Solid		16-Apr-2015 00:00	17-Apr-2015 09:05	☐
HS15040682-06	B(a)P-Pos Control M	Solid		16-Apr-2015 00:00	17-Apr-2015 09:05	☐
HS15040682-07	B(a)P-Pos Control B	Solid		16-Apr-2015 00:00	17-Apr-2015 09:05	☐
HS15040682-08	Sieved Soil Lot HS15040099 T	Solid		16-Apr-2015 00:00	17-Apr-2015 09:05	☐
HS15040682-09	Sieved Soil Lot HS15040099 M	Solid		16-Apr-2015 00:00	17-Apr-2015 09:05	☐
HS15040682-10	Sieved Soil Lot HS15040099 B	Solid		16-Apr-2015 00:00	17-Apr-2015 09:05	☐
HS15040682-11	Sieved Soil Lot HS15040097 T	Solid		16-Apr-2015 00:00	17-Apr-2015 09:05	☐
HS15040682-12	Sieved Soil Lot HS15040097 M	Solid		16-Apr-2015 00:00	17-Apr-2015 09:05	☐
HS15040682-13	Sieved Soil Lot HS15040097 B	Solid		16-Apr-2015 00:00	17-Apr-2015 09:05	☐
HS15040682-14	Sieved Soil Lot HS15040080 T	Solid		16-Apr-2015 00:00	17-Apr-2015 09:05	☐
HS15040682-15	Sieved Soil Lot HS15040080 M	Solid		16-Apr-2015 00:00	17-Apr-2015 09:05	☐
HS15040682-16	Sieved Soil Lot HS15040080 B	Solid		16-Apr-2015 00:00	17-Apr-2015 09:05	☐
HS15040682-17	Sieved Soil Lot HS15040100 T	Solid		16-Apr-2015 00:00	17-Apr-2015 09:05	☐
HS15040682-18	Sieved Soil Lot HS15040100 M	Solid		16-Apr-2015 00:00	17-Apr-2015 09:05	☐
HS15040682-19	Sieved Soil Lot HS15040100 B	Solid		16-Apr-2015 00:00	17-Apr-2015 09:05	☐
HS15040682-20	Sieved Soil Lot HS15040110 T	Solid		16-Apr-2015 00:00	17-Apr-2015 09:05	☐
HS15040682-21	Sieved Soil Lot HS15040110 M	Solid		16-Apr-2015 00:00	17-Apr-2015 09:05	☐
HS15040682-22	Sieved Soil Lot HS15040110 B	Solid		16-Apr-2015 00:00	17-Apr-2015 09:05	☐
HS15040682-23	Extract Gr3 Lot FAFB-G1 T	Solid		16-Apr-2015 00:00	17-Apr-2015 09:05	☐
HS15040682-24	Extract Gr3 Lot FAFB-G1 M	Solid		16-Apr-2015 00:00	17-Apr-2015 09:05	☐
HS15040682-25	Extract Gr3 Lot FAFB-G1 B	Solid		16-Apr-2015 00:00	17-Apr-2015 09:05	☐
HS15040682-26	Extract Gr4 Lot FAFB-G2 T	Solid		16-Apr-2015 00:00	17-Apr-2015 09:05	☐
HS15040682-27	Extract Gr4 Lot FAFB-G2 M	Solid		16-Apr-2015 00:00	17-Apr-2015 09:05	☐

Client: ARCADIS U.S., Inc.
Project: Foster AFB Bioavailablity Ricerca
Work Order: HS15040682

SAMPLE SUMMARY

Lab Samp ID	Client Sample ID	Matrix	TagNo	Collection Date	Date Received	Hold
HS15040682-28	Extract Gr4 Lot FAFB-G2 B	Solid		16-Apr-2015 00:00	17-Apr-2015 09:05	☐
HS15040682-29	Extract Gr5 Lot FAFB-G3 T	Solid		16-Apr-2015 00:00	17-Apr-2015 09:05	☐
HS15040682-30	Extract Gr5 Lot FAFB-G3 M	Solid		16-Apr-2015 00:00	17-Apr-2015 09:05	☐
HS15040682-31	Extract Gr5 Lot FAFB-G3 B	Solid		16-Apr-2015 00:00	17-Apr-2015 09:05	☐
HS15040682-32	Extract Gr6 Lot FAFB-G4 T	Solid		16-Apr-2015 00:00	17-Apr-2015 09:05	☐
HS15040682-33	Extract Gr6 Lot FAFB-G4 M	Solid		16-Apr-2015 00:00	17-Apr-2015 09:05	☐
HS15040682-34	Extract Gr6 Lot FAFB-G4 B	Solid		16-Apr-2015 00:00	17-Apr-2015 09:05	☐
HS15040682-35	Extract Gr7 Lot FAFB-G5 T	Solid		16-Apr-2015 00:00	17-Apr-2015 09:05	☐
HS15040682-36	Extract Gr7 Lot FAFB-G5 M	Solid		16-Apr-2015 00:00	17-Apr-2015 09:05	☐
HS15040682-37	Extract Gr7 Lot FAFB-G5 B	Solid		16-Apr-2015 00:00	17-Apr-2015 09:05	☐

Client: ARCADIS U.S., Inc.
Project: Foster AFB Bioavailablity Ricerca
Sample ID: B(a)P-Pos Control T
Collection Date: 16-Apr-2015 00:00

ANALYTICAL REPORT
WorkOrder:HS15040682
Lab ID:HS15040682-05
Matrix:Solid

ANALYSES	RESULT	QUAL	MDL	REPORT LIMIT	UNITS	DILUTION FACTOR	DATE ANALYZED
PAHS - 8270D	**Method:SW8270**				Prep:SW3541 / 20-Apr-2015		Analyst: GEY
Acenaphthene	U		670	7400	ug/Kg	10	01-May-2015 15:44
Acenaphthylene	U		490	7400	ug/Kg	10	01-May-2015 15:44
Anthracene	U		530	7400	ug/Kg	10	01-May-2015 15:44
Benz(a)anthracene	U		440	7400	ug/Kg	10	01-May-2015 15:44
Benzo(a)pyrene	**7,600**		**530**	**7400**	**ug/Kg**	10	01-May-2015 15:44
Benzo(b)fluoranthene	U		530	7400	ug/Kg	10	01-May-2015 15:44
Benzo(g,h,i)perylene	U		490	7400	ug/Kg	10	01-May-2015 15:44
Benzo(k)fluoranthene	U		670	7400	ug/Kg	10	01-May-2015 15:44
Chrysene	U		760	7400	ug/Kg	10	01-May-2015 15:44
Dibenz(a,h)anthracene	U		670	7400	ug/Kg	10	01-May-2015 15:44
Fluoranthene	U		620	7400	ug/Kg	10	01-May-2015 15:44
Fluorene	U		760	7400	ug/Kg	10	01-May-2015 15:44
Indeno(1,2,3-cd)pyrene	U		620	7400	ug/Kg	10	01-May-2015 15:44
Naphthalene	U		580	7400	ug/Kg	10	01-May-2015 15:44
Phenanthrene	U		620	7400	ug/Kg	10	01-May-2015 15:44
Pyrene	U		1900	7400	ug/Kg	10	01-May-2015 15:44
Surr: 2-Fluorobiphenyl	*55.5*	*J*		*43-125*	*%REC*	*10*	*01-May-2015 15:44*
Surr: 4-Terphenyl-d14	*49.3*	*J*		*32-125*	*%REC*	*10*	*01-May-2015 15:44*
Surr: Nitrobenzene-d5	*54.2*	*J*		*37-125*	*%REC*	*10*	*01-May-2015 15:44*

Note: See Qualifiers Page for a list of qualifiers and their explanation.

PRELIMINARY

Client: ARCADIS U.S., Inc.
Project: Foster AFB Bioavailablity Ricerca
Sample ID: B(a)P-Pos Control M
Collection Date: 16-Apr-2015 00:00

ANALYTICAL REPORT
WorkOrder:HS15040682
Lab ID:HS15040682-06
Matrix:Solid

ANALYSES	RESULT	QUAL	MDL	REPORT LIMIT	UNITS	DILUTION FACTOR	DATE ANALYZED
PAHS - 8270D	**Method:SW8270**				Prep:SW3541 / 20-Apr-2015		Analyst: GEY
Acenaphthene	U		900	10000	ug/Kg	10	01-May-2015 14:59
Acenaphthylene	U		660	10000	ug/Kg	10	01-May-2015 14:59
Anthracene	U		720	10000	ug/Kg	10	01-May-2015 14:59
Benz(a)anthracene	U		600	10000	ug/Kg	10	01-May-2015 14:59
Benzo(a)pyrene	**13,000**		**720**	**10000**	**ug/Kg**	10	01-May-2015 14:59
Benzo(b)fluoranthene	U		720	10000	ug/Kg	10	01-May-2015 14:59
Benzo(g,h,i)perylene	U		660	10000	ug/Kg	10	01-May-2015 14:59
Benzo(k)fluoranthene	U		900	10000	ug/Kg	10	01-May-2015 14:59
Chrysene	U		1000	10000	ug/Kg	10	01-May-2015 14:59
Dibenz(a,h)anthracene	U		900	10000	ug/Kg	10	01-May-2015 14:59
Fluoranthene	U		840	10000	ug/Kg	10	01-May-2015 14:59
Fluorene	U		1000	10000	ug/Kg	10	01-May-2015 14:59
Indeno(1,2,3-cd)pyrene	U		840	10000	ug/Kg	10	01-May-2015 14:59
Naphthalene	U		780	10000	ug/Kg	10	01-May-2015 14:59
Phenanthrene	U		840	10000	ug/Kg	10	01-May-2015 14:59
Pyrene	U		2600	10000	ug/Kg	10	01-May-2015 14:59
Surr: 2-Fluorobiphenyl	*83.9*	*J*		*43-125*	*%REC*	*10*	*01-May-2015 14:59*
Surr: 4-Terphenyl-d14	*79.1*	*J*		*32-125*	*%REC*	*10*	*01-May-2015 14:59*
Surr: Nitrobenzene-d5	*86.8*	*J*		*37-125*	*%REC*	*10*	*01-May-2015 14:59*

Note: See Qualifiers Page for a list of qualifiers and their explanation.

PRELIMINARY

Client: ARCADIS U.S., Inc.
Project: Foster AFB Bioavailablity Ricerca
Sample ID: B(a)P-Pos Control B
Collection Date: 16-Apr-2015 00:00

ANALYTICAL REPORT
WorkOrder:HS15040682
Lab ID:HS15040682-07
Matrix:Solid

ANALYSES	RESULT	QUAL	MDL	REPORT LIMIT	UNITS	DILUTION FACTOR	DATE ANALYZED
PAHS - 8270D	**Method:SW8270**				Prep:SW3541 / 20-Apr-2015		Analyst: GEY
Acenaphthene	U		670	7400	ug/Kg	10	01-May-2015 15:21
Acenaphthylene	U		490	7400	ug/Kg	10	01-May-2015 15:21
Anthracene	U		530	7400	ug/Kg	10	01-May-2015 15:21
Benz(a)anthracene	U		450	7400	ug/Kg	10	01-May-2015 15:21
Benzo(a)pyrene	**8,800**		**530**	**7400**	**ug/Kg**	10	01-May-2015 15:21
Benzo(b)fluoranthene	U		530	7400	ug/Kg	10	01-May-2015 15:21
Benzo(g,h,i)perylene	U		490	7400	ug/Kg	10	01-May-2015 15:21
Benzo(k)fluoranthene	U		670	7400	ug/Kg	10	01-May-2015 15:21
Chrysene	U		760	7400	ug/Kg	10	01-May-2015 15:21
Dibenz(a,h)anthracene	U		670	7400	ug/Kg	10	01-May-2015 15:21
Fluoranthene	U		620	7400	ug/Kg	10	01-May-2015 15:21
Fluorene	U		760	7400	ug/Kg	10	01-May-2015 15:21
Indeno(1,2,3-cd)pyrene	U		620	7400	ug/Kg	10	01-May-2015 15:21
Naphthalene	U		580	7400	ug/Kg	10	01-May-2015 15:21
Phenanthrene	U		620	7400	ug/Kg	10	01-May-2015 15:21
Pyrene	U		1900	7400	ug/Kg	10	01-May-2015 15:21
Surr: 2-Fluorobiphenyl	*63.2*	*J*		*43-125*	*%REC*	*10*	*01-May-2015 15:21*
Surr: 4-Terphenyl-d14	*54.8*	*J*		*32-125*	*%REC*	*10*	*01-May-2015 15:21*
Surr: Nitrobenzene-d5	*57.0*	*J*		*37-125*	*%REC*	*10*	*01-May-2015 15:21*

Note: See Qualifiers Page for a list of qualifiers and their explanation.

PRELIMINARY

Client: ARCADIS U.S., Inc.
Project: Foster AFB Bioavailablity Ricerca
Sample ID: Sieved Soil Lot HS15040097 T
Collection Date: 16-Apr-2015 00:00

ANALYTICAL REPORT
WorkOrder:HS15040682
Lab ID:HS15040682-11
Matrix:Solid

ANALYSES	RESULT	QUAL	MDL	REPORT LIMIT	UNITS	DILUTION FACTOR	DATE ANALYZED
PAHS - 8270D	**Method:SW8270**				Prep:SW3541 / 20-Apr-2015		Analyst: GEY
Acenaphthene	U		670	7500	ug/Kg	10	01-May-2015 16:07
Acenaphthylene	U		490	7500	ug/Kg	10	01-May-2015 16:07
Anthracene	U		540	7500	ug/Kg	10	01-May-2015 16:07
Benz(a)anthracene	**6,500**	J	**450**	**7500**	**ug/Kg**	10	01-May-2015 16:07
Benzo(a)pyrene	**7,100**	J	**540**	**7500**	**ug/Kg**	10	01-May-2015 16:07
Benzo(b)fluoranthene	**7,000**	J	**540**	**7500**	**ug/Kg**	10	01-May-2015 16:07
Benzo(g,h,i)perylene	**5,400**	J	**490**	**7500**	**ug/Kg**	10	01-May-2015 16:07
Benzo(k)fluoranthene	**4,500**	J	**670**	**7500**	**ug/Kg**	10	01-May-2015 16:07
Chrysene	**8,200**		**760**	**7500**	**ug/Kg**	10	01-May-2015 16:07
Dibenz(a,h)anthracene	U		670	7500	ug/Kg	10	01-May-2015 16:07
Fluoranthene	**13,000**		**620**	**7500**	**ug/Kg**	10	01-May-2015 16:07
Fluorene	U		760	7500	ug/Kg	10	01-May-2015 16:07
Indeno(1,2,3-cd)pyrene	**4,800**	J	**620**	**7500**	**ug/Kg**	10	01-May-2015 16:07
Naphthalene	U		580	7500	ug/Kg	10	01-May-2015 16:07
Phenanthrene	**5,100**	J	**620**	**7500**	**ug/Kg**	10	01-May-2015 16:07
Pyrene	**11,000**		**1900**	**7500**	**ug/Kg**	10	01-May-2015 16:07
Surr: 2-Fluorobiphenyl	*73.3*	*J*		*43-125*	*%REC*	*10*	*01-May-2015 16:07*
Surr: 4-Terphenyl-d14	*61.1*	*J*		*32-125*	*%REC*	*10*	*01-May-2015 16:07*
Surr: Nitrobenzene-d5	*69.9*	*J*		*37-125*	*%REC*	*10*	*01-May-2015 16:07*

Note: See Qualifiers Page for a list of qualifiers and their explanation.

PRELIMINARY

Client: ARCADIS U.S., Inc.
Project: Foster AFB Bioavailablity Ricerca
Sample ID: Sieved Soil Lot HS15040097 M
Collection Date: 16-Apr-2015 00:00

ANALYTICAL REPORT
WorkOrder:HS15040682
Lab ID:HS15040682-12
Matrix:Solid

ANALYSES	RESULT	QUAL	MDL	REPORT LIMIT	UNITS	DILUTION FACTOR	DATE ANALYZED
PAHS - 8270D	**Method:SW8270**				Prep:SW3541 / 20-Apr-2015		Analyst: GEY
Acenaphthene	U		450	5000	ug/Kg	10	01-May-2015 16:29
Acenaphthylene	U		330	5000	ug/Kg	10	01-May-2015 16:29
Anthracene	U		360	5000	ug/Kg	10	01-May-2015 16:29
Benz(a)anthracene	**2,500**	J	**300**	**5000**	**ug/Kg**	10	01-May-2015 16:29
Benzo(a)pyrene	**2,500**	J	**360**	**5000**	**ug/Kg**	10	01-May-2015 16:29
Benzo(b)fluoranthene	**2,700**	J	**360**	**5000**	**ug/Kg**	10	01-May-2015 16:29
Benzo(g,h,i)perylene	**2,000**	J	**330**	**5000**	**ug/Kg**	10	01-May-2015 16:29
Benzo(k)fluoranthene	**1,600**	J	**450**	**5000**	**ug/Kg**	10	01-May-2015 16:29
Chrysene	**2,800**	J	**510**	**5000**	**ug/Kg**	10	01-May-2015 16:29
Dibenz(a,h)anthracene	U		450	5000	ug/Kg	10	01-May-2015 16:29
Fluoranthene	**4,000**	J	**420**	**5000**	**ug/Kg**	10	01-May-2015 16:29
Fluorene	U		510	5000	ug/Kg	10	01-May-2015 16:29
Indeno(1,2,3-cd)pyrene	**1,700**	J	**420**	**5000**	**ug/Kg**	10	01-May-2015 16:29
Naphthalene	U		390	5000	ug/Kg	10	01-May-2015 16:29
Phenanthrene	**1,700**	J	**420**	**5000**	**ug/Kg**	10	01-May-2015 16:29
Pyrene	**3,600**	J	**1300**	**5000**	**ug/Kg**	10	01-May-2015 16:29
Surr: 2-Fluorobiphenyl	*61.9*			*43-125*	*%REC*	*10*	*01-May-2015 16:29*
Surr: 4-Terphenyl-d14	*54.4*			*32-125*	*%REC*	*10*	*01-May-2015 16:29*
Surr: Nitrobenzene-d5	*59.7*			*37-125*	*%REC*	*10*	*01-May-2015 16:29*

Note: See Qualifiers Page for a list of qualifiers and their explanation.

PRELIMINARY

Client: ARCADIS U.S., Inc.
Project: Foster AFB Bioavailablity Ricerca
Sample ID: Sieved Soil Lot HS15040097 B
Collection Date: 16-Apr-2015 00:00

ANALYTICAL REPORT
WorkOrder:HS15040682
Lab ID:HS15040682-13
Matrix:Solid

ANALYSES	RESULT	QUAL	MDL	REPORT LIMIT	UNITS	DILUTION FACTOR	DATE ANALYZED
PAHS - 8270D	**Method:SW8270**				Prep:SW3541 / 20-Apr-2015		Analyst: GEY
Acenaphthene	U		440	4900	ug/Kg	10	01-May-2015 16:52
Acenaphthylene	U		320	4900	ug/Kg	10	01-May-2015 16:52
Anthracene	U		350	4900	ug/Kg	10	01-May-2015 16:52
Benz(a)anthracene	**1,000**	J	**290**	**4900**	**ug/Kg**	10	01-May-2015 16:52
Benzo(a)pyrene	**950**	J	**350**	**4900**	**ug/Kg**	10	01-May-2015 16:52
Benzo(b)fluoranthene	**1,100**	J	**350**	**4900**	**ug/Kg**	10	01-May-2015 16:52
Benzo(g,h,i)perylene	**780**	J	**320**	**4900**	**ug/Kg**	10	01-May-2015 16:52
Benzo(k)fluoranthene	**630**	J	**440**	**4900**	**ug/Kg**	10	01-May-2015 16:52
Chrysene	**1,100**	J	**500**	**4900**	**ug/Kg**	10	01-May-2015 16:52
Dibenz(a,h)anthracene	U		440	4900	ug/Kg	10	01-May-2015 16:52
Fluoranthene	**1,600**	J	**410**	**4900**	**ug/Kg**	10	01-May-2015 16:52
Fluorene	U		500	4900	ug/Kg	10	01-May-2015 16:52
Indeno(1,2,3-cd)pyrene	**650**	J	**410**	**4900**	**ug/Kg**	10	01-May-2015 16:52
Naphthalene	U		380	4900	ug/Kg	10	01-May-2015 16:52
Phenanthrene	U		410	4900	ug/Kg	10	01-May-2015 16:52
Pyrene	**1,400**	J	**1300**	**4900**	**ug/Kg**	10	01-May-2015 16:52
Surr: 2-Fluorobiphenyl	*60.5*			*43-125*	*%REC*	*10*	*01-May-2015 16:52*
Surr: 4-Terphenyl-d14	*66.2*			*32-125*	*%REC*	*10*	*01-May-2015 16:52*
Surr: Nitrobenzene-d5	*52.9*			*37-125*	*%REC*	*10*	*01-May-2015 16:52*

Note: See Qualifiers Page for a list of qualifiers and their explanation.

PRELIMINARY

Client: ARCADIS U.S., Inc.
Project: Foster AFB Bioavailablity Ricerca
Sample ID: Sieved Soil Lot HS15040080 T
Collection Date: 16-Apr-2015 00:00

ANALYTICAL REPORT
WorkOrder:HS15040682
Lab ID:HS15040682-14
Matrix:Solid

ANALYSES	RESULT	QUAL	MDL	REPORT LIMIT	UNITS	DILUTION FACTOR	DATE ANALYZED
LOW-LEVEL PAHS	**Method:SW8270**				Prep:SW3541 / 21-Apr-2015		Analyst: LG
Acenaphthene	U		240	2000	ug/Kg	100	01-May-2015 15:50
Acenaphthylene	U		210	2000	ug/Kg	100	01-May-2015 15:50
Anthracene	U		360	2000	ug/Kg	100	01-May-2015 15:50
Benz(a)anthracene	**1,000**	J	**270**	**2000**	**ug/Kg**	100	01-May-2015 15:50
Benzo(a)pyrene	**1,300**	J	**180**	**2000**	**ug/Kg**	100	01-May-2015 15:50
Benzo(b)fluoranthene	**1,400**	J	**210**	**2000**	**ug/Kg**	100	01-May-2015 15:50
Benzo(g,h,i)perylene	**1,100**	J	**210**	**2000**	**ug/Kg**	100	01-May-2015 15:50
Benzo(k)fluoranthene	U		210	2000	ug/Kg	100	01-May-2015 15:50
Chrysene	**1,300**	J	**180**	**2000**	**ug/Kg**	100	01-May-2015 15:50
Dibenz(a,h)anthracene	U		300	2000	ug/Kg	100	01-May-2015 15:50
Fluoranthene	**1,300**	J	**240**	**2000**	**ug/Kg**	100	01-May-2015 15:50
Fluorene	U		390	2000	ug/Kg	100	01-May-2015 15:50
Indeno(1,2,3-cd)pyrene	**1,200**	J	**270**	**2000**	**ug/Kg**	100	01-May-2015 15:50
Naphthalene	U		240	2000	ug/Kg	100	01-May-2015 15:50
Phenanthrene	U		210	2000	ug/Kg	100	01-May-2015 15:50
Pyrene	**1,300**	J	**180**	**2000**	**ug/Kg**	100	01-May-2015 15:50
Surr: 2-Fluorobiphenyl	*0*	*JS*		*43-125*	*%REC*	*100*	*01-May-2015 15:50*
Surr: 4-Terphenyl-d14	*0*	*JS*		*32-125*	*%REC*	*100*	*01-May-2015 15:50*
Surr: Nitrobenzene-d5	*101*	*J*		*37-125*	*%REC*	*100*	*01-May-2015 15:50*

Note: See Qualifiers Page for a list of qualifiers and their explanation.

PRELIMINARY

Client: ARCADIS U.S., Inc.
Project: Foster AFB Bioavailablity Ricerca
Sample ID: Sieved Soil Lot HS15040080 M
Collection Date: 16-Apr-2015 00:00

ANALYTICAL REPORT
WorkOrder:HS15040682
Lab ID:HS15040682-15
Matrix:Solid

ANALYSES	RESULT	QUAL	MDL	REPORT LIMIT	UNITS	DILUTION FACTOR	DATE ANALYZED
LOW-LEVEL PAHS	**Method:SW8270**				Prep:SW3541 / 21-Apr-2015		Analyst: LG
Acenaphthene	U		240	2000	ug/Kg	100	01-May-2015 16:11
Acenaphthylene	U		210	2000	ug/Kg	100	01-May-2015 16:11
Anthracene	U		360	2000	ug/Kg	100	01-May-2015 16:11
Benz(a)anthracene	**1,100**	J	**270**	**2000**	**ug/Kg**	100	01-May-2015 16:11
Benzo(a)pyrene	**1,100**	J	**180**	**2000**	**ug/Kg**	100	01-May-2015 16:11
Benzo(b)fluoranthene	**1,600**	J	**210**	**2000**	**ug/Kg**	100	01-May-2015 16:11
Benzo(g,h,i)perylene	**990**	J	**210**	**2000**	**ug/Kg**	100	01-May-2015 16:11
Benzo(k)fluoranthene	U		210	2000	ug/Kg	100	01-May-2015 16:11
Chrysene	U		180	2000	ug/Kg	100	01-May-2015 16:11
Dibenz(a,h)anthracene	U		300	2000	ug/Kg	100	01-May-2015 16:11
Fluoranthene	**1,500**	J	**240**	**2000**	**ug/Kg**	100	01-May-2015 16:11
Fluorene	U		390	2000	ug/Kg	100	01-May-2015 16:11
Indeno(1,2,3-cd)pyrene	**1,300**	J	**270**	**2000**	**ug/Kg**	100	01-May-2015 16:11
Naphthalene	U		240	2000	ug/Kg	100	01-May-2015 16:11
Phenanthrene	U		210	2000	ug/Kg	100	01-May-2015 16:11
Pyrene	**1,300**	J	**180**	**2000**	**ug/Kg**	100	01-May-2015 16:11
Surr: 2-Fluorobiphenyl	*0*	*JS*		*43-125*	*%REC*	*100*	*01-May-2015 16:11*
Surr: 4-Terphenyl-d14	*0*	*JS*		*32-125*	*%REC*	*100*	*01-May-2015 16:11*
Surr: Nitrobenzene-d5	*0*	*JS*		*37-125*	*%REC*	*100*	*01-May-2015 16:11*

Note: See Qualifiers Page for a list of qualifiers and their explanation.

PRELIMINARY

Client: ARCADIS U.S., Inc.
Project: Foster AFB Bioavailablity Ricerca
Sample ID: Sieved Soil Lot HS15040080 B
Collection Date: 16-Apr-2015 00:00

ANALYTICAL REPORT
WorkOrder:HS15040682
Lab ID:HS15040682-16
Matrix:Solid

ANALYSES	RESULT	QUAL	MDL	REPORT LIMIT	UNITS	DILUTION FACTOR	DATE ANALYZED
LOW-LEVEL PAHS	**Method:SW8270**				Prep:SW3541 / 21-Apr-2015		Analyst: LG
Acenaphthene	U		240	2000	ug/Kg	100	01-May-2015 16:31
Acenaphthylene	U		210	2000	ug/Kg	100	01-May-2015 16:31
Anthracene	U		360	2000	ug/Kg	100	01-May-2015 16:31
Benz(a)anthracene	U		270	2000	ug/Kg	100	01-May-2015 16:31
Benzo(a)pyrene	**1,000**	J	**180**	**2000**	**ug/Kg**	100	01-May-2015 16:31
Benzo(b)fluoranthene	**1,400**	J	**210**	**2000**	**ug/Kg**	100	01-May-2015 16:31
Benzo(g,h,i)perylene	U		210	2000	ug/Kg	100	01-May-2015 16:31
Benzo(k)fluoranthene	U		210	2000	ug/Kg	100	01-May-2015 16:31
Chrysene	U		180	2000	ug/Kg	100	01-May-2015 16:31
Dibenz(a,h)anthracene	U		300	2000	ug/Kg	100	01-May-2015 16:31
Fluoranthene	**1,200**	J	**240**	**2000**	**ug/Kg**	100	01-May-2015 16:31
Fluorene	U		390	2000	ug/Kg	100	01-May-2015 16:31
Indeno(1,2,3-cd)pyrene	**1,100**	J	**270**	**2000**	**ug/Kg**	100	01-May-2015 16:31
Naphthalene	U		240	2000	ug/Kg	100	01-May-2015 16:31
Phenanthrene	U		210	2000	ug/Kg	100	01-May-2015 16:31
Pyrene	**1,100**	J	**180**	**2000**	**ug/Kg**	100	01-May-2015 16:31
Surr: 2-Fluorobiphenyl	*0*	*JS*		*43-125*	*%REC*	*100*	*01-May-2015 16:31*
Surr: 4-Terphenyl-d14	*0*	*JS*		*32-125*	*%REC*	*100*	*01-May-2015 16:31*
Surr: Nitrobenzene-d5	*111*	*J*		*37-125*	*%REC*	*100*	*01-May-2015 16:31*

Note: See Qualifiers Page for a list of qualifiers and their explanation.

PRELIMINARY

Client: ARCADIS U.S., Inc.
Project: Foster AFB Bioavailablity Ricerca
Sample ID: Extract Gr4 Lot FAFB-G2 T
Collection Date: 16-Apr-2015 00:00

ANALYTICAL REPORT
WorkOrder:HS15040682
Lab ID:HS15040682-26
Matrix:Solid

ANALYSES	RESULT	QUAL	MDL	REPORT LIMIT	UNITS	DILUTION FACTOR	DATE ANALYZED
PAHS - 8270D	**Method:SW8270**				Prep:SW3541 / 20-Apr-2015		Analyst: GEY
Acenaphthene	U		670	7500	ug/Kg	10	01-May-2015 17:14
Acenaphthylene	U		490	7500	ug/Kg	10	01-May-2015 17:14
Anthracene	U		540	7500	ug/Kg	10	01-May-2015 17:14
Benz(a)anthracene	**3,900**	J	**450**	**7500**	**ug/Kg**	10	01-May-2015 17:14
Benzo(a)pyrene	**2,600**	J	**540**	**7500**	**ug/Kg**	10	01-May-2015 17:14
Benzo(b)fluoranthene	**4,900**	J	**540**	**7500**	**ug/Kg**	10	01-May-2015 17:14
Benzo(g,h,i)perylene	**3,200**	J	**490**	**7500**	**ug/Kg**	10	01-May-2015 17:14
Benzo(k)fluoranthene	**6,900**	J	**670**	**7500**	**ug/Kg**	10	01-May-2015 17:14
Chrysene	**4,500**	J	**760**	**7500**	**ug/Kg**	10	01-May-2015 17:14
Dibenz(a,h)anthracene	U		670	7500	ug/Kg	10	01-May-2015 17:14
Fluoranthene	**6,900**	J	**630**	**7500**	**ug/Kg**	10	01-May-2015 17:14
Fluorene	U		760	7500	ug/Kg	10	01-May-2015 17:14
Indeno(1,2,3-cd)pyrene	**2,700**	J	**630**	**7500**	**ug/Kg**	10	01-May-2015 17:14
Naphthalene	U		580	7500	ug/Kg	10	01-May-2015 17:14
Phenanthrene	**2,800**	J	**630**	**7500**	**ug/Kg**	10	01-May-2015 17:14
Pyrene	**6,200**	J	**1900**	**7500**	**ug/Kg**	10	01-May-2015 17:14
Surr: 2-Fluorobiphenyl	*63.3*	*J*		*43-125*	*%REC*	*10*	*01-May-2015 17:14*
Surr: 4-Terphenyl-d14	*54.2*	*J*		*32-125*	*%REC*	*10*	*01-May-2015 17:14*
Surr: Nitrobenzene-d5	*60.0*	*J*		*37-125*	*%REC*	*10*	*01-May-2015 17:14*

Note: See Qualifiers Page for a list of qualifiers and their explanation.

PRELIMINARY

Client: ARCADIS U.S., Inc.
Project: Foster AFB Bioavailablity Ricerca
Sample ID: Extract Gr4 Lot FAFB-G2 M
Collection Date: 16-Apr-2015 00:00

ANALYTICAL REPORT
WorkOrder:HS15040682
Lab ID:HS15040682-27
Matrix:Solid

ANALYSES	RESULT	QUAL	MDL	REPORT LIMIT	UNITS	DILUTION FACTOR	DATE ANALYZED
PAHS - 8270D	**Method:SW8270**				Prep:SW3541 / 20-Apr-2015		Analyst: GEY
Acenaphthene	U		670	7400	ug/Kg	10	01-May-2015 17:37
Acenaphthylene	U		490	7400	ug/Kg	10	01-May-2015 17:37
Anthracene	U		530	7400	ug/Kg	10	01-May-2015 17:37
Benz(a)anthracene	**4,400**	J	**440**	**7400**	**ug/Kg**	10	01-May-2015 17:37
Benzo(a)pyrene	**4,600**	J	**530**	**7400**	**ug/Kg**	10	01-May-2015 17:37
Benzo(b)fluoranthene	**5,300**	J	**530**	**7400**	**ug/Kg**	10	01-May-2015 17:37
Benzo(g,h,i)perylene	**3,500**	J	**490**	**7400**	**ug/Kg**	10	01-May-2015 17:37
Benzo(k)fluoranthene	**3,000**	J	**670**	**7400**	**ug/Kg**	10	01-May-2015 17:37
Chrysene	**5,200**	J	**760**	**7400**	**ug/Kg**	10	01-May-2015 17:37
Dibenz(a,h)anthracene	U		670	7400	ug/Kg	10	01-May-2015 17:37
Fluoranthene	**7,700**		**620**	**7400**	**ug/Kg**	10	01-May-2015 17:37
Fluorene	U		760	7400	ug/Kg	10	01-May-2015 17:37
Indeno(1,2,3-cd)pyrene	**2,900**	J	**620**	**7400**	**ug/Kg**	10	01-May-2015 17:37
Naphthalene	U		580	7400	ug/Kg	10	01-May-2015 17:37
Phenanthrene	**3,100**	J	**620**	**7400**	**ug/Kg**	10	01-May-2015 17:37
Pyrene	**7,600**		**1900**	**7400**	**ug/Kg**	10	01-May-2015 17:37
Surr: 2-Fluorobiphenyl	*56.1*	*J*		*43-125*	*%REC*	*10*	*01-May-2015 17:37*
Surr: 4-Terphenyl-d14	*54.5*	*J*		*32-125*	*%REC*	*10*	*01-May-2015 17:37*
Surr: Nitrobenzene-d5	*55.6*	*J*		*37-125*	*%REC*	*10*	*01-May-2015 17:37*

Note: See Qualifiers Page for a list of qualifiers and their explanation.

PRELIMINARY

Client: ARCADIS U.S., Inc.
Project: Foster AFB Bioavailablity Ricerca
Sample ID: Extract Gr4 Lot FAFB-G2 B
Collection Date: 16-Apr-2015 00:00

ANALYTICAL REPORT
WorkOrder:HS15040682
Lab ID:HS15040682-28
Matrix:Solid

ANALYSES	RESULT	QUAL	MDL	REPORT LIMIT	UNITS	DILUTION FACTOR	DATE ANALYZED
PAHS - 8270D	**Method:SW8270**				Prep:SW3541 / 20-Apr-2015		Analyst: GEY
Acenaphthene	U		450	5000	ug/Kg	10	01-May-2015 17:59
Acenaphthylene	U		330	5000	ug/Kg	10	01-May-2015 17:59
Anthracene	U		360	5000	ug/Kg	10	01-May-2015 17:59
Benz(a)anthracene	**1,400**	J	**300**	**5000**	**ug/Kg**	10	01-May-2015 17:59
Benzo(a)pyrene	**1,400**	J	**360**	**5000**	**ug/Kg**	10	01-May-2015 17:59
Benzo(b)fluoranthene	**1,500**	J	**360**	**5000**	**ug/Kg**	10	01-May-2015 17:59
Benzo(g,h,i)perylene	**1,200**	J	**330**	**5000**	**ug/Kg**	10	01-May-2015 17:59
Benzo(k)fluoranthene	**1,100**	J	**450**	**5000**	**ug/Kg**	10	01-May-2015 17:59
Chrysene	**1,700**	J	**510**	**5000**	**ug/Kg**	10	01-May-2015 17:59
Dibenz(a,h)anthracene	U		450	5000	ug/Kg	10	01-May-2015 17:59
Fluoranthene	**2,300**	J	**420**	**5000**	**ug/Kg**	10	01-May-2015 17:59
Fluorene	U		510	5000	ug/Kg	10	01-May-2015 17:59
Indeno(1,2,3-cd)pyrene	**990**	J	**420**	**5000**	**ug/Kg**	10	01-May-2015 17:59
Naphthalene	U		390	5000	ug/Kg	10	01-May-2015 17:59
Phenanthrene	**1,000**	J	**420**	**5000**	**ug/Kg**	10	01-May-2015 17:59
Pyrene	**2,200**	J	**1300**	**5000**	**ug/Kg**	10	01-May-2015 17:59
Surr: 2-Fluorobiphenyl	*55.7*			*43-125*	*%REC*	*10*	*01-May-2015 17:59*
Surr: 4-Terphenyl-d14	*49.0*	*J*		*32-125*	*%REC*	*10*	*01-May-2015 17:59*
Surr: Nitrobenzene-d5	*55.9*			*37-125*	*%REC*	*10*	*01-May-2015 17:59*

Note: See Qualifiers Page for a list of qualifiers and their explanation.

PRELIMINARY

Client: ARCADIS U.S., Inc.
Project: Foster AFB Bioavailablity Ricerca
Sample ID: Extract Gr5 Lot FAFB-G3 T
Collection Date: 16-Apr-2015 00:00

ANALYTICAL REPORT
WorkOrder:HS15040682
Lab ID:HS15040682-29
Matrix:Solid

ANALYSES	RESULT	QUAL	MDL	REPORT LIMIT	UNITS	DILUTION FACTOR	DATE ANALYZED
LOW-LEVEL PAHS	**Method:SW8270**				Prep:SW3541 / 21-Apr-2015		Analyst: LG
Acenaphthene	U		240	2000	ug/Kg	100	01-May-2015 16:52
Acenaphthylene	U		210	2000	ug/Kg	100	01-May-2015 16:52
Anthracene	U		360	2000	ug/Kg	100	01-May-2015 16:52
Benz(a)anthracene	**1,000**	J	**270**	**2000**	**ug/Kg**	100	01-May-2015 16:52
Benzo(a)pyrene	**1,100**	J	**180**	**2000**	**ug/Kg**	100	01-May-2015 16:52
Benzo(b)fluoranthene	**1,500**	J	**210**	**2000**	**ug/Kg**	100	01-May-2015 16:52
Benzo(g,h,i)perylene	**950**	J	**210**	**2000**	**ug/Kg**	100	01-May-2015 16:52
Benzo(k)fluoranthene	**570**	J	**210**	**2000**	**ug/Kg**	100	01-May-2015 16:52
Chrysene	**1,200**	J	**180**	**2000**	**ug/Kg**	100	01-May-2015 16:52
Dibenz(a,h)anthracene	U		300	2000	ug/Kg	100	01-May-2015 16:52
Fluoranthene	**1,400**	J	**240**	**2000**	**ug/Kg**	100	01-May-2015 16:52
Fluorene	U		390	2000	ug/Kg	100	01-May-2015 16:52
Indeno(1,2,3-cd)pyrene	**1,100**	J	**270**	**2000**	**ug/Kg**	100	01-May-2015 16:52
Naphthalene	U		240	2000	ug/Kg	100	01-May-2015 16:52
Phenanthrene	**670**	J	**210**	**2000**	**ug/Kg**	100	01-May-2015 16:52
Pyrene	**1,400**	J	**180**	**2000**	**ug/Kg**	100	01-May-2015 16:52
Surr: 2-Fluorobiphenyl	*0*	*JS*		*43-125*	*%REC*	*100*	*01-May-2015 16:52*
Surr: 4-Terphenyl-d14	*112*	*J*		*32-125*	*%REC*	*100*	*01-May-2015 16:52*
Surr: Nitrobenzene-d5	*0*	*JS*		*37-125*	*%REC*	*100*	*01-May-2015 16:52*

Note: See Qualifiers Page for a list of qualifiers and their explanation.

PRELIMINARY

Client: ARCADIS U.S., Inc.
Project: Foster AFB Bioavailablity Ricerca
Sample ID: Extract Gr5 Lot FAFB-G3 M
Collection Date: 16-Apr-2015 00:00

ANALYTICAL REPORT
WorkOrder:HS15040682
Lab ID:HS15040682-30
Matrix:Solid

ANALYSES	RESULT	QUAL	MDL	REPORT LIMIT	UNITS	DILUTION FACTOR	DATE ANALYZED
LOW-LEVEL PAHS	**Method:SW8270**				Prep:SW3541 / 21-Apr-2015		Analyst: LG
Acenaphthene	U		240	2000	ug/Kg	100	01-May-2015 17:12
Acenaphthylene	U		210	2000	ug/Kg	100	01-May-2015 17:12
Anthracene	U		360	2000	ug/Kg	100	01-May-2015 17:12
Benz(a)anthracene	U		270	2000	ug/Kg	100	01-May-2015 17:12
Benzo(a)pyrene	**890**	J	**180**	**2000**	**ug/Kg**	100	01-May-2015 17:12
Benzo(b)fluoranthene	**1,000**	J	**210**	**2000**	**ug/Kg**	100	01-May-2015 17:12
Benzo(g,h,i)perylene	**720**	J	**210**	**2000**	**ug/Kg**	100	01-May-2015 17:12
Benzo(k)fluoranthene	**540**	J	**210**	**2000**	**ug/Kg**	100	01-May-2015 17:12
Chrysene	U		180	2000	ug/Kg	100	01-May-2015 17:12
Dibenz(a,h)anthracene	U		300	2000	ug/Kg	100	01-May-2015 17:12
Fluoranthene	U		240	2000	ug/Kg	100	01-May-2015 17:12
Fluorene	U		390	2000	ug/Kg	100	01-May-2015 17:12
Indeno(1,2,3-cd)pyrene	**870**	J	**270**	**2000**	**ug/Kg**	100	01-May-2015 17:12
Naphthalene	U		240	2000	ug/Kg	100	01-May-2015 17:12
Phenanthrene	U		210	2000	ug/Kg	100	01-May-2015 17:12
Pyrene	U		180	2000	ug/Kg	100	01-May-2015 17:12
Surr: 2-Fluorobiphenyl	*0*	*JS*		*43-125*	*%REC*	*100*	*01-May-2015 17:12*
Surr: 4-Terphenyl-d14	*0*	*JS*		*32-125*	*%REC*	*100*	*01-May-2015 17:12*
Surr: Nitrobenzene-d5	*0*	*JS*		*37-125*	*%REC*	*100*	*01-May-2015 17:12*

Note: See Qualifiers Page for a list of qualifiers and their explanation.

PRELIMINARY

Client: ARCADIS U.S., Inc.
Project: Foster AFB Bioavailablity Ricerca
Sample ID: Extract Gr5 Lot FAFB-G3 B
Collection Date: 16-Apr-2015 00:00

ANALYTICAL REPORT
WorkOrder:HS15040682
Lab ID:HS15040682-31
Matrix:Solid

ANALYSES	RESULT	QUAL	MDL	REPORT LIMIT	UNITS	DILUTION FACTOR	DATE ANALYZED
LOW-LEVEL PAHS	**Method:SW8270**				Prep:SW3541 / 21-Apr-2015		Analyst: LG
Acenaphthene	U		240	2000	ug/Kg	100	01-May-2015 17:33
Acenaphthylene	U		210	2000	ug/Kg	100	01-May-2015 17:33
Anthracene	U		360	2000	ug/Kg	100	01-May-2015 17:33
Benz(a)anthracene	**810**	J	**270**	**2000**	**ug/Kg**	100	01-May-2015 17:33
Benzo(a)pyrene	**840**	J	**180**	**2000**	**ug/Kg**	100	01-May-2015 17:33
Benzo(b)fluoranthene	**1,100**	J	**210**	**2000**	**ug/Kg**	100	01-May-2015 17:33
Benzo(g,h,i)perylene	**880**	J	**210**	**2000**	**ug/Kg**	100	01-May-2015 17:33
Benzo(k)fluoranthene	**730**	J	**210**	**2000**	**ug/Kg**	100	01-May-2015 17:33
Chrysene	**850**	J	**180**	**2000**	**ug/Kg**	100	01-May-2015 17:33
Dibenz(a,h)anthracene	U		300	2000	ug/Kg	100	01-May-2015 17:33
Fluoranthene	U		240	2000	ug/Kg	100	01-May-2015 17:33
Fluorene	U		390	2000	ug/Kg	100	01-May-2015 17:33
Indeno(1,2,3-cd)pyrene	**950**	J	**270**	**2000**	**ug/Kg**	100	01-May-2015 17:33
Naphthalene	U		240	2000	ug/Kg	100	01-May-2015 17:33
Phenanthrene	U		210	2000	ug/Kg	100	01-May-2015 17:33
Pyrene	**1,200**	J	**180**	**2000**	**ug/Kg**	100	01-May-2015 17:33
Surr: 2-Fluorobiphenyl	*0*	*JS*		*43-125*	*%REC*	*100*	*01-May-2015 17:33*
Surr: 4-Terphenyl-d14	*0*	*JS*		*32-125*	*%REC*	*100*	*01-May-2015 17:33*
Surr: Nitrobenzene-d5	*0*	*JS*		*37-125*	*%REC*	*100*	*01-May-2015 17:33*

Note: See Qualifiers Page for a list of qualifiers and their explanation.

PRELIMINARY

SAMPLE INDEX / TRANSFER

Study # 031705

Week of Study 1&2

Form prepared by (init/date) JNJ 4/16/15

Date diet / dose prepared: 4/15/15 & 4/16/15 @ JNJ 4/16/15

Sampled by (init. / date): JNJ 4/16/15

HS15040682

ARCADIS U.S., Inc.

Foster AFB Bioavailablity Ricerca

Sample #	Stored	Amount	Test material	Group	Site	Prepared Conc.	Date sent for analysis
1	R	~30g	Control Feed	NA	NA	0ppm	4/16/15
2	R	~30g	Control Feed	NA	NA	0ppm	
3			Sieved Soil-negcontrol	1F	T	0ppm	4/16/15
4				1F	T		
5				1F	M		4/16/15
6				1F	M		
7				1F	B		4/16/15
8			Sieved Soil-negcontrol	1F	B	0ppm	
9			B(a)P-pos control	2F	T	25ppm	4/16/15
10				2F	T		
11				2F	M		4/16/15
12				2F	M		
13				2F	B		4/16/15
14			B(a)P-pos control	2F	B	25ppm	
15			Sieved soil lot HS15040099	3F	T	0.22ppm	4/16/15
16	R	~30g	Sieved soil lot HS15040099	3F	T	0.22ppm	

Measured amount (init.): NA Device: NA Approximate amount (init.) JNJ 4/16/15

Storage codes: A = Ambient R = Refrigerator F = Freezer Samples stored in: LS-RC-00004

Sample Site: **T** = Top **M** = Middle **B** = Bottom, or Random Bottle Number

Sample(s) sent by: JNJ Date: 4/16/15 Sample(s) received by: [signature] Date: 4.17.15 . 0 9:05

(1) Retention samples held at Ricerca taken in plastic containers. JNJ 4/16/15

Exact Copy of the Original
stamped in red. Original located in:
Facility Files
Study File 031705
Initials JNJ Date 4/16/15

AF-0019-09

SAMPLE INDEX / TRANSFER

Study # 031705

Week of Study 1+2

Form prepared by (init/date) JNJ 4/16/15

Date diet / dose prepared: 4/15/15 ~~4/16/15~~ JNJ 4/16/15

Sampled by (init. / date): JNJ 4/16/15

HS15040682

ARCADIS U.S., Inc.

Foster AFB Bioavailablity Ricerca

Sample #	Stored	Amount	Test material	Group	Site	Prepared Conc.	Date sent for analysis
17	R	~30g	Sieved Soil lot 15040099	3F	M	0.22ppm	4/16/15
18				3F	M		
19				3F	B		4/16/15
20			Sieved Soil lot 15040099	3F	B	0.22ppm	
21			Sieved Soil lot HS15040097	4F	T	9.17ppm	4/16/15
22					T		
23					M		4/16/15
24					M		
25					B		4/16/15
26			Sieved Soil lot HS15040097	4F	B	9.17ppm	
27			Sieved Soil lot HS15040080	5F	T	1.58ppm	4/16/15
28					T		
29					M		4/16/15
30					M		
31					B		4/16/15
32	R	~30g	Sieved Soil lot HS15040080	5F	B	1.58ppm	

Measured amount (init.): NA Device: NA

Approximate amount (init.) JNJ 4/16/15

Storage codes: A = Ambient R = Refrigerator F = Freezer

Samples stored in: LS-RC-00004

Sample Site: **T** = Top **M** = Middle **B** = Bottom, or Random Bottle Number

Sample(s) sent by: JNJ Date: 4/16/15

Sample(s) received by: [signature] Date: 4.17.15 09:05

① Samples held at Ricerca taken in plastic containers. JNJ 4/16/15

Copy of the Original
if stamped in red. Original located in:
Facility Files
√Study File 031705
Initials JNJ Date 4/16/15

SAMPLE INDEX / TRANSFER

Study # 031705
Week of Study 1&2
Form prepared by (init/date) JNJ 4/16/15

Date diet / dose prepared: 4/15/15
Sampled by (init. / date): JNJ 4/16/15

Sample #	Stored	Amount	Test material	Group	Site	Prepared Conc.	Date sent for analysis
33	R	~30g	SievaSoil lot HS15040100	6F	T	0.03ppm	4/16/15
34	↓	↓	↓	↓	T	↓	
35	↓	↓	↓	↓	M	↓	4/16/15
36	↓	↓	↓	↓	M	↓	
37	↓	↓	↓	↓	B	↓	4/16/15
38	↓	↓	SievaSoil lot HS15040100	6F	B	0.03ppm	
39	↓	↓	SievaSoil lot HS15040110	7F	T	0.01ppm	4/16/15
40	↓	↓	↓	↓	T	↓	
41	↓	↓	↓	↓	M	↓	4/16/15
42	↓	↓	↓	↓	M	↓	
43	↓	↓	↓	↓	B	↓	4/16/15
44	↓	↓	SievaSoil lot HS15040110	7F	B	0.01ppm	
45	↓	↓	Extract Gr3 lot FAFB-G1	8F	T	0.22ppm	4/16/15
46	↓	↓	↓	↓	T	↓	
47	↓	↓	↓	↓	M	↓	4/16/15
48	R	~30g	Extract Gr3 lot FAFB-G1	8F	M	0.22ppm	

Measured amount (init.): NA Device: NA Approximate amount (init.) JNJ 4/16/15
Storage codes: A = Ambient R = Refrigerator F = Freezer Samples stored in: LS-RC-00004
Sample Site: **T** = Top **M** = Middle **B** = Bottom, or Random Bottle Number

Sample(s) sent by: JNJ Date: 4/16/15
Sample(s) received by: [signature] Date: 4.17.15 09:05

0 samples held at Ricerca taken in plastic containers. JNJ 4/16/15

HS15040682
ARCADIS U.S., Inc.
Foster AFB Bioavailablity Ricerca

Exact Copy of the Original
if stamped in red. Original located in:
Facility Files
✓ Study File 031705
Initials JNJ Date 4/16/15

AE-0019-09

SAMPLE INDEX / TRANSFER

Study # 031705

Week of Study 1+2

Form prepared by (init/date) JNJ 4/16/15

Date diet / dose prepared: ~~4/16~~ 4/15/15

Sampled by (init. / date): JNJ 4/16/15

HS15040682

ARCADIS U.S., Inc.

Foster AFB Bioavailablity Ricerca

Sample #	Stored	Amount	Test material	Group	Site	Prepared Conc.	Date sent for analysis
49	R	~30g	Extract gr3-FAFB-G1	8F	B	0.22ppm	4/16/15
50			Extract gr3-FAFB-G1	8F	B	0.22ppm	
51			Extract gr4-FAFB-G2	9F	T	9.17ppm	4/16/15
52					T		
53					M		4/16/15
54					M		
55					B		4/16/15
56			Extract gr4-FAFB-G2	9F	B	9.17ppm	
57			Extract gr5-FAFB-G3	10F	T	1.58ppm	4/16/15
58					T		
59					M		4/16/15
60					M		
61					B		4/16/15
62			Extract gr5-FAFB-G3	10F	B	1.58ppm	
63			Extract gr6-FAFB-G4	11F	T	0.03ppm	4/16/15
64	R	~30g	Extract gr6-FAFB-G4	11F	T	0.03ppm	

Measured amount (init.): NA Device: NA Approximate amount (init.) JNJ 4/16/15

Storage codes: A = Ambient R = Refrigerator F = Freezer Samples stored in: LS-RC-00004

Sample Site: **T** = Top **M** = Middle **B** = Bottom, or Random Bottle Number

Sample(s) sent by: JNJ Date: 4/16/15 Sample(s) received by: [signature] Date: 4.17.15 09:05

① Samples held at Ricerca taken in plastic containers. JNJ 4/16/15

Exact Copy of the Original
if stamped in red. Original located in:
Facility Files
Study File 031705
Initials JNJ Date 4/16/15

AF-0019-09

HS15040682

ARCADIS U.S., Inc.

Foster AFB Bioavailablity Ricerca

SAMPLE INDEX / TRANSFER

Study # 031705

Week of Study 1&2

Form prepared by (init/date) JHJ 4/16/15

Date diet / dose prepared: 4/16/15

Sampled by (init. / date): JHJ 4/16/15

Sample #	Stored	Amount	Test material	Group	Site	Prepared Conc.	Date sent for analysis
65	R	~30g	Extract gr6-FAFB-G4	11F	M	0.03ppm	4/16/15
66					M		
67					B		4/16/15
68			Extract gr6-FAFB-G4	11F	B	0.03ppm	
69			Extract gr7-FAFB-G5	12F	T	0.01ppm	4/16/15
70					T		
71					M		4/16/15
72					M		
73					B		4/16/15
74	R	~30g	Extract gr7-FAFB-G5	12F	B	0.01ppm	

Exact Copy of the Original
if stamped in red. Original located in:

Facility Files

✓Study File 031705

Initials JHJ Date 4/16/15

Measured amount (init.): NA Device: NA

Approximate amount (init.) JHJ 4/16/15

Storage codes: A = Ambient R = Refrigerator F = Freezer

Samples stored in: LS-RC 00004

Sample Site: **T** = Top **M** = Middle **B** = Bottom, or Random Bottle Number

Sample(s) sent by: JHJ Date: 4/16/15

Sample(s) received by: [signature] Date: 4.17.15 09:05

AF-0019-09

① Samples held at Ricerca taken in plastic containers. JHJ 4/16/15

To: ALS Life Sciences
Attn: Hoai Van, Ph.D.
10450 Stancliff Rd, Suite 210
Houston, TX 77099 USA

Date: 4/16/15

From: Tammy Taylopr

The enclosed shipment was shipped on ice packs and contains a total of 37 samples for analysis from Ricerca Study 031705. Please review the included Sample Index Transfer Form upon receipt.

Please electronically return signed copies of this letter and Sample Index Transfer Form upon the arrival of this shipment.

Sincerely,

Tammy Taylor

Tammy Taylor
Toxicology Formulations Lab
Ricerca Biosciences
tammy.taylor@ricerca.com
Phone: 440.357.3770

The package was received in good condition YES / NO (please circle one)

Please indicate any problems regarding this shipment:

Name: DANIEL WEASEY Date: 4/17/15

Use of this system constitutes your agreement to the service conditions in the current FedEx Service Guide, available on fedex.com. FedEx will not be responsible for any claim in excess of $100 per package, whether the result of loss, damage, delay, non-delivery, misdelivery, or misinformation, unless you declare a higher value, pay an additional charge, document your actual loss and file a timely claim. Limitations found in the current FedEx Service Guide apply. Your right to recover from FedEx for any loss, including intrinsic value of the package, loss of sales, income interest, profit, attorney's fees, costs, and other forms of damage whether direct, incidental, consequential, or special is limited to the greater of $100 or the authorized declared value. Recovery cannot exceed actual documented loss. Maximum for items of extraordinary value is $1,000, e.g. jewelry, precious metals, negotiable instruments and other items listed in our Service Guide. Written claims must be filed within strict time limits, see current FedEx Service Guide.

After printing this label:
CONSIGNEE COPY - PLEASE PLACE IN FRONT OF POUCH
1. Fold the printed page along the horizontal line.
2. Place label in shipping pouch and affix it to your shipment.

From: (440) 357-3391
SHIPPING DEPARTMENT
RICERCA BIOSCIENCES LLC
7528 AUBURN ROAD

CONCORD, OH 44077

Origin ID: LNNA

FedEx Express

J14121407300Suv

Ship Date: 16APR15
ActWgt: 26.0 LB MAN
CAD: 0155888/CAFE2807

Delivery Address Bar Code

SHIP TO: **BILL SENDER**

HOAI VAN, PHD.
ALS LIFE SCIENCES
10450 STANCLIFF RD
SUITE 210
HOUSTON, TX 77099

Ref #
Invoice #
PO # MSO# 30450
Dept #

FRI - 17 APR 10:30A
PRIORITY OVERNIGHT

TRK# 0201 **5604 5726 6502**

XH SGRA

77099
TX-US
IAH

521C1/640B/6F03

AXYS | Axys Analytical Services Ltd
2045 Mills Road West
SIDNEY, BRITISH COLUMBIA, CANADA V8L 5X2
TEL 250-655-5800 FAX 250-655-5811
www.axysanalytical.com

AXYS Client No.: 4765

Client Address: ARCADIS U.S., Inc.
630 Plaza Drive, Suite 600
Highlands Ranch, CO, US, 80129

The AXYS contact for these data is Kirsten Anderson.

BATCH SUMMARY

Batch ID: WG51224	***Date:*** 03-Jun-2015
Analysis Type: PAH	***Matrix Type:*** Tissue

BATCH MAKEUP

Contract: 4765

Samples:

L23191-1	77 Top
L23191-5	89 Top
L23191-6	91 Middle
L23191-7	93 Bottom
L23191-11	119 Top
L23191-12	121 Middle
L23191-13	123 Bottom
L23192-4	101 Top
L23192-5	103 Middle
L23192-6	105 Bottom
L23192-13	131 Top
L23192-14	133 Middle
L23192-15	135 Bottom

Blank: WG51224-101

Reference or Spike: WG51224-102

Duplicate:

Comments:
1. Data are considered final.
2. Data are not blank corrected.

Copyright AXYS Analytical Services Ltd
February 1993

FQA-006 Rev. 2. 18-Jul-1994

AXYS METHOD MLA-021 Rev 12

Form 3A
INITIAL CALIBRATION RELATIVE RESPONSES

AXYS ANALYTICAL SERVICES
2045 MILLS RD., SIDNEY, B.C., CANADA
V8L 5X2 TEL (250) 655-5800 FAX (250) 655-5811

Initial Calibration Date: 19-Jan-2015

Instrument ID: LR GC/MS

GC Column ID: RTX5

CS0 Data Filename: N/A
CS1 Data Filename: PH5S0130.D
CS2 Data Filename: PH5S0131.D
CS3 Data Filename: PH5S0132.D
CS4 Data Filename: PH5S0134.D
CS5 Data Filename: PH5S0133.D
CS6 Data Filename: N/A

		RELATIVE RESPONSE (RR)								
COMPOUND	**LAB FLAG [1]**	**CS0**	**CS1**	**CS2**	**CS3**	**CS4**	**CS5**	**CS6**	**MEAN RR**	**CV (%RSD)[2]**
Naphthalene			1.10	1.08	1.11	1.13	1.14		1.11	2.30
Acenaphthylene			1.13	1.14	1.15	1.18	1.19		1.16	2.07
Acenaphthene			0.61	0.62	0.62	0.65	0.64		0.63	3.05
Fluorene			0.73	0.74	0.74	0.77	0.79		0.76	3.44
Phenanthrene			1.09	1.13	1.15	1.18	1.19		1.15	3.47
Anthracene			1.14	1.14	1.16	1.18	1.21		1.17	2.45
Fluoranthene			1.34	1.33	1.40	1.45	1.42		1.39	3.92
Pyrene			1.40	1.47	1.44	1.49	1.49		1.46	2.56
Benz[a]anthracene			1.36	1.37	1.45	1.46	1.48		1.42	3.89
Chrysene			1.25	1.25	1.28	1.29	1.32		1.28	2.29
Benzo[b]fluoranthene			1.62	1.53	1.49	1.49	1.53		1.53	3.45
Benzo[j,k]fluoranthenes			1.16	1.19	1.22	1.23	1.25		1.21	2.87
Benzo[e]pyrene			1.22	1.26	1.32	1.32	1.38		1.30	4.73
Benzo[a]pyrene			1.28	1.31	1.31	1.31	1.37		1.31	2.71
Perylene			1.41	1.42	1.46	1.49	1.55		1.47	4.10
Dibenz[a,h]anthracene			1.56	1.50	1.56	1.62	1.60		1.57	3.00
Indeno[1,2,3-cd]pyrene			1.31	1.27	1.31	1.33	1.37		1.32	2.63
Benzo[ghi]perylene			1.41	1.39	1.41	1.45	1.46		1.42	2.20
2-Methylnaphthalene			1.18	1.21	1.22	1.24	1.26		1.22	2.34
2,6-Dimethylnaphthalene			1.18	1.20	1.21	1.24	1.25		1.22	2.31
2,3,5-Trimethylnaphthalene			1.08	1.05	1.09	1.12	1.12		1.09	2.76
1-Methylphenanthrene			0.76	0.75	0.80	0.82	0.84		0.79	4.74
Dibenzothiophene			1.18	1.20	1.20	1.22	1.24		1.21	1.66

(1) Where applicable, custom lab flags have been used on this report.
(2) QC limit is 20% for native compounds with a labeled analog, 35% for those without a labeled analog.

These data are validated and reported as accurate and in accord with AXYS Analytical Services Ltd. ISO17025 compliant quality assurance processes.
Signed: _____Brian Watson_____

For Axys Internal Use Only [XSL Template: Form3A.xsl; Created: 03-Jun-2015 08:49:16; Application: XMLTransformer-1.14.12;
Report Filename: GENERIC-SPECS_PAH_LO_19-Jan-2015_PH5S__Form3A_GS59559.html; Workgroup: WG51224; Design ID: 2591]

AXYS METHOD MLA-021 Rev 12

Form 3B
INITIAL CALIBRATION RELATIVE RESPONSES

AXYS ANALYTICAL SERVICES
2045 MILLS RD., SIDNEY, B.C., CANADA
V8L 5X2 TEL (250) 655-5800 FAX (250) 655-5811

Initial Calibration Date: 19-Jan-2015

Instrument ID: LR GC/MS

GC Column ID: RTX5

CS0 Data Filename: N/A

CS1 Data Filename: PH5S0130.D

CS2 Data Filename: PH5S0131.D

CS3 Data Filename: PH5S0132.D

CS4 Data Filename: PH5S0134.D

CS5 Data Filename: PH5S0133.D

CS6 Data Filename: N/A

		RELATIVE RESPONSE (RR)								
LABELED COMPOUND	**LAB FLAG [1]**	**CS0**	**CS1**	**CS2**	**CS3**	**CS4**	**CS5**	**CS6**	**MEAN RR**	**CV (%RSD)[2]**
Naphthalene d-8			1.77	1.78	1.77	1.76	1.75		1.77	0.78
2-Methylnaphthalene d-10			1.11	1.11	1.11	1.10	1.10		1.11	0.65
2,6-Dimethylnaphthalene d-12			0.96	0.95	0.95	0.95	0.96		0.95	0.40
Acenaphthylene d-8			2.03	2.02	2.05	1.98	2.04		2.03	1.25
Dibenzothiophene d-8			0.91	0.90	0.89	0.90	0.91		0.90	0.95
Phenanthrene d-10			0.95	0.94	0.95	0.95	0.96		0.95	0.53
Fluoranthene d-10			0.90	0.90	0.91	0.91	0.92		0.91	0.59
Benzo[a]anthracene d-12			0.78	0.77	0.79	0.79	0.80		0.79	1.15
Chrysene d-12			0.85	0.86	0.87	0.89	0.89		0.87	2.03
Benzo[b]fluoranthene d-12			0.89	0.89	0.90	0.91	0.91		0.90	1.22
Benzo[k]fluoranthene d-12			1.11	1.12	1.14	1.16	1.18		1.14	2.38
Benzo[a]pyrene d-12			0.92	0.92	0.94	0.97	0.96		0.94	2.62
Perylene d-12			0.83	0.84	0.85	0.86	0.85		0.85	1.49
Dibenzo[a,h]anthracene d-14			0.67	0.68	0.71	0.72	0.74		0.70	3.98
Indeno[1,2,3-cd]pyrene d-12			0.91	0.92	0.94	0.97	0.94		0.93	2.46
Benzo[ghi]perylene d-12			0.96	0.98	0.99	1.01	0.99		0.99	1.74

(1) Where applicable, custom lab flags have been used on this report.
(2) QC limit is 35% for labeled compounds.

These data are validated and reported as accurate and in accord with AXYS Analytical Services Ltd. ISO17025 compliant quality assurance processes.
Signed: _____Brian Watson_____

For Axys Internal Use Only [XSL Template: Form3B.xsl; Created: 03-Jun-2015 08:49:16; Application: XMLTransformer-1.14.12;
Report Filename: GENERIC-SPECS_PAH_LO_19-Jan-2015_PH5S__Form3B_GS59559.html; Workgroup: WG51224; Design ID: 2591]

AXYS METHOD MLA-021 Rev 12

Form 3C
INITIAL CALIBRATION ION ABUNDANCE RATIOS

AXYS ANALYTICAL SERVICES
2045 MILLS RD., SIDNEY, B.C., CANADA
V8L 5X2 TEL (250) 655-5800 FAX (250) 655-5811

Initial Calibration Date: 19-Jan-2015

Instrument ID: LR GC/MS

GC Column ID: RTX5

CS0 Data Filename: N/A
CS1 Data Filename: PH5S0130.D
CS2 Data Filename: PH5S0131.D
CS3 Data Filename: PH5S0132.D
CS4 Data Filename: PH5S0134.D
CS5 Data Filename: PH5S0133.D
CS6 Data Filename: N/A

COMPOUND	LAB FLAG [1]	M/Z's FORMING RATIO	ION ABUNDANCE RATIO CS0	CS1	CS2	CS3	CS4	CS5	CS6
Naphthalene		**128,102**		0.07	0.07	0.07	0.07	0.07	
Acenaphthylene		**152,151**		0.20	0.20	0.20	0.20	0.20	
Acenaphthene		**154,153**		1.14	1.16	1.18	1.17	1.17	
Fluorene		**166,165**		1.04	1.02	1.02	1.03	1.02	
Phenanthrene		**178,176**		0.20	0.20	0.19	0.19	0.19	
Anthracene		**178,176**		0.19	0.19	0.19	0.19	0.19	
Fluoranthene		**202,200**		0.21	0.20	0.21	0.20	0.21	
Pyrene		**202,200**		0.21	0.20	0.21	0.21	0.21	
Benz[a]anthracene		**228,226**		0.27	0.27	0.27	0.28	0.28	
Chrysene		**228,226**		0.30	0.30	0.30	0.30	0.30	
Benzo[b]fluoranthene		**252,253**		0.25	0.24	0.23	0.22	0.21	
Benzo[j,k]fluoranthenes		**252,253**		0.24	0.24	0.21	0.21	0.21	
Benzo[e]pyrene		**252,253**		0.22	0.23	0.21	0.21	0.21	
Benzo[a]pyrene		**252,253**		0.23	0.20	0.22	0.21	0.21	
Perylene		**252,253**		0.23	0.21	0.22	0.22	0.21	
Dibenz[a,h]anthracene		**278,139**		0.16	0.16	0.17	0.17	0.17	
Indeno[1,2,3-cd]pyrene		**276,138**		0.27	0.23	0.21	0.21	0.20	
Benzo[ghi]perylene		**276,138**		0.22	0.22	0.23	0.22	0.22	
2-Methylnaphthalene		**142,141**		0.91	0.92	0.90	0.90	0.91	
2,6-Dimethylnaphthalene		**156,141**		0.70	0.71	0.70	0.70	0.70	
2,3,5-Trimethylnaphthalene		**170,155**		0.89	0.94	0.92	0.92	0.93	
1-Methylphenanthrene		**192,191**		0.59	0.61	0.61	0.61	0.62	
Dibenzothiophene		**184,152**		0.09	0.09	0.09	0.08	0.08	

(1) Where applicable, custom lab flags have been used on this report.

These data are validated and reported as accurate and in accord with AXYS Analytical Services Ltd. ISO17025 compliant quality assurance processes.
Signed: _____Brian Watson_____

For Axys Internal Use Only [XSL Template: Form3C.xsl; Created: 03-Jun-2015 08:49:16; Application: XMLTransformer-1.14.12;
Report Filename: GENERIC-SPECS_PAH_LO_19-Jan-2015_PH5S__Form3C_GS59559.html; Workgroup: WG51224; Design ID: 2591]

AXYS METHOD MLA-021 Rev 12

Form 3D
INITIAL CALIBRATION ION ABUNDANCE RATIOS

AXYS ANALYTICAL SERVICES
2045 MILLS RD., SIDNEY, B.C., CANADA
V8L 5X2 TEL (250) 655-5800 FAX (250) 655-5811

Initial Calibration Date: 19-Jan-2015

Instrument ID: LR GC/MS

GC Column ID: RTX5

CS0 Data Filename: N/A

CS1 Data Filename: PH5S0130.D

CS2 Data Filename: PH5S0131.D

CS3 Data Filename: PH5S0132.D

CS4 Data Filename: PH5S0134.D

CS5 Data Filename: PH5S0133.D

CS6 Data Filename: N/A

LABELED COMPOUND	LAB FLAG[1]	M/Z's FORMING RATIO	ION ABUNDANCE RATIO CS0	CS1	CS2	CS3	CS4	CS5	CS6
Naphthalene d-8		**136,134**		0.09	0.09	0.09	0.09	0.09	
2-Methylnaphthalene d-10		**152,151**		0.17	0.17	0.17	0.17	0.17	
2,6-Dimethylnaphthalene d-12		**168,150**		0.78	0.79	0.77	0.77	0.77	
Acenaphthylene d-8		**160,158**		0.16	0.16	0.15	0.15	0.16	
Dibenzothiophene d-8		**192,160**		0.08	0.09	0.09	0.09	0.09	
Phenanthrene d-10		**188,184**		0.14	0.15	0.15	0.15	0.15	
Fluoranthene d-10		**212,208**		0.18	0.18	0.18	0.18	0.18	
Benzo[a]anthracene d-12		**240,236**		0.25	0.25	0.25	0.25	0.25	
Chrysene d-12		**240,236**		0.27	0.27	0.27	0.27	0.27	
Benzo[b]fluoranthene d-12		**264,260**		0.21	0.21	0.21	0.21	0.21	
Benzo[k]fluoranthene d-12		**264,260**		0.21	0.20	0.20	0.20	0.20	
Benzo[a]pyrene d-12		**264,260**		0.21	0.21	0.21	0.20	0.21	
Perylene d-12		**264,260**		0.26	0.26	0.26	0.26	0.26	
Dibenzo[a,h]anthracene d-14		**292,288**		0.28	0.29	0.29	0.29	0.29	
Indeno[1,2,3-cd]pyrene d-12		**288,284**		0.19	0.19	0.19	0.19	0.19	
Benzo[ghi]perylene d-12		**288,284**		0.20	0.20	0.20	0.20	0.20	

(1) Where applicable, custom lab flags have been used on this report.

These data are validated and reported as accurate and in accord with AXYS Analytical Services Ltd. ISO17025 compliant quality assurance processes.
Signed: _____Brian Watson_____

For Axys Internal Use Only [XSL Template: Form3D.xsl; Created: 03-Jun-2015 08:49:16; Application: XMLTransformer-1.14.12;
Report Filename: GENERIC-SPECS_PAH_LO_19-Jan-2015_PH5S__Form3D_GS59559.html; Workgroup: WG51224; Design ID: 2591]

AXYS METHOD MLA-021 Rev 12

Form 4A
CALIBRATION VERIFICATION

AXYS ANALYTICAL SERVICES
2045 MILLS RD., SIDNEY, B.C., CANADA
V8L 5X2 TEL (250) 655-5800 FAX (250) 655-5811

Initial Calibration Date:	19-Jan-2015	**VER Data Filename:**	PH5S1731.D
Instrument ID:	LR GC/MS	**Analysis Date:**	28-May-2015
GC Column ID:	RTX5	**Analysis Time:**	16:56:00

COMPOUND	CAS NO.	LAB FLAG [1]	m/e ION CHANNELS	ION ABUND. RATIO	QC LIMITS	CONC. FOUND (ng/mL)	CONC. RANGE (ng/mL)
Naphthalene	91-20-3		128,102	0.07	0.06-0.08	2090	1470-2450
Acenaphthylene	208-96-8		152,151	0.20	0.16-0.24	2050	1480-2470
Acenaphthene	83-32-9		154,153	1.17	0.94-1.40	2120	1490-2490
Fluorene	86-73-7		166,165	1.03	0.82-1.24	2060	1460-2440
Phenanthrene	85-01-8		178,176	0.19	0.15-0.23	2070	1480-2470
Anthracene	120-12-7		178,176	0.19	0.15-0.23	2040	1490-2480
Fluoranthene	206-44-0		202,200	0.21	0.17-0.25	2000	1490-2480
Pyrene	129-00-0		202,200	0.21	0.17-0.25	1910	1470-2440
Benz[a]anthracene	56-55-3		228,226	0.28	0.22-0.34	2060	1470-2460
Chrysene	218-01-9		228,226	0.30	0.24-0.36	2060	1490-2480
Benzo[b]fluoranthene	205-99-2		252,253	0.21	0.17-0.25	2010	1480-2470
Benzo[j,k]fluoranthenes			252,253	0.21	0.17-0.25	2100	1480-2460
Benzo[e]pyrene	192-97-2		252,253	0.21	0.17-0.25	2120	1490-2490
Benzo[a]pyrene	50-32-8		252,253	0.21	0.17-0.25	2090	1490-2480
Perylene	198-55-0		252,253	0.21	0.17-0.25	2100	1490-2490
Dibenz[a,h]anthracene	53-70-3		278,139	0.16	0.10-0.22	2200	1490-2490
Indeno[1,2,3-cd]pyrene	193-39-5		276,138	0.20	0.13-0.27	2040	1480-2460
Benzo[ghi]perylene	191-24-2		276,138	0.22	0.14-0.30	2060	1480-2460
2-Methylnaphthalene	91-57-6		142,141	0.90	0.72-1.08	2140	1530-2550
2,6-Dimethylnaphthalene	581-42-0		156,141	0.72	0.58-0.86	2100	1500-2500
2,3,5-Trimethylnaphthalene	2245-38-7		170,155	0.94	0.75-1.13	2040	1460-2440
1-Methylphenanthrene	832-69-9		192,191	0.60	0.48-0.72	1700	1220-2030
Dibenzothiophene	132-65-0		184,152	0.09	0.07-0.11	2050	1500-2500

(1) Where applicable, custom lab flags have been used on this report.

These data are validated and reported as accurate and in accord with AXYS Analytical Services Ltd. ISO17025 compliant quality assurance processes.
Signed: _____Celine Vaillant_____

For Axys Internal Use Only [XSL Template: Pest4A.xsl; Created: 03-Jun-2015 08:49:16; Application: XMLTransformer-1.14.12;
Report Filename: GENERIC-SPECS_PAH_LO_PH5S1731.D__Form4A_SJ1890453.html; Workgroup: WG51224; Design ID: 2591]

AXYS METHOD MLA-021 Rev 12

Form 4B
CALIBRATION VERIFICATION

AXYS ANALYTICAL SERVICES
2045 MILLS RD., SIDNEY, B.C., CANADA
V8L 5X2 TEL (250) 655-5800 FAX (250) 655-5811

Initial Calibration Date:	19-Jan-2015	**VER Data Filename:**	PH5S1731.D
Instrument ID:	LR GC/MS	**Analysis Date:**	28-May-2015
GC Column ID:	RTX5	**Analysis Time:**	16:56:00

LABELED COMPOUND	CAS NO.	LAB FLAG [1]	m/e ION CHANNELS	ION ABUND. RATIO	QC LIMITS	CONC. FOUND (ng/mL)	CONC. RANGE (ng/mL)
Naphthalene d-8	1146-65-2		136,134	0.09	0.07-0.11	2090	1500-2500
2-Methylnaphthalene d-10	7297-45-2		152,151	0.17	0.14-0.20	2010	1500-2500
2,6-Dimethylnaphthalene d-12	350820-12-1		168,150	0.80	0.64-0.96	2010	1510-2520
Acenaphthylene d-8	93951-97-4		160,158	0.16	0.13-0.19	1980	1500-2500
Dibenzothiophene d-8	33262-29-2		192,160	0.09	0.07-0.11	2100	1510-2510
Phenanthrene d-10	1517-22-2		188,184	0.14	0.11-0.17	2110	1510-2510
Fluoranthene d-10	93951-69-0		212,208	0.17	0.14-0.20	2120	1500-2510
Benzo[a]anthracene d-12	1718-53-2		240,236	0.25	0.20-0.30	1870	1500-2500
Chrysene d-12	1719-03-5		240,236	0.27	0.22-0.32	1880	1500-2500
Benzo[b]fluoranthene d-12	93951-98-5		264,260	0.21	0.17-0.25	2070	1520-2530
Benzo[k]fluoranthene d-12	93952-01-3		264,260	0.21	0.17-0.25	2060	1500-2510
Benzo[a]pyrene d-12	63466-71-7		264,260	0.21	0.17-0.25	2050	1500-2510
Perylene d-12	1520-96-3		264,260	0.26	0.21-0.31	2020	1510-2510
Dibenzo[a,h]anthracene d-14	13250-98-1		292,288	0.30	0.20-0.41	1850	1500-2500
Indeno[1,2,3-cd]pyrene d-12	203578-33-0		288,284	0.19	0.12-0.26	1900	1500-2500
Benzo[ghi]perylene d-12	93951-66-7		288,284	0.20	0.13-0.27	1820	1500-2510

(1) Where applicable, custom lab flags have been used on this report.

These data are validated and reported as accurate and in accord with AXYS Analytical Services Ltd. ISO17025 compliant quality assurance processes.
Signed: _____Celine Vaillant_____

For Axys Internal Use Only [XSL Template: Pest4B.xsl; Created: 03-Jun-2015 08:49:16; Application: XMLTransformer-1.14.12;
Report Filename: GENERIC-SPECS_PAH_LO_PH5S1731.D__Form4B_SJ1890453.html; Workgroup: WG51224; Design ID: 2591]

AXYS METHOD MLA-021 Rev 12

Form 6A
RELATIVE RETENTION TIMES

AXYS ANALYTICAL SERVICES
2045 MILLS RD., SIDNEY, B.C., CANADA
V8L 5X2 TEL (250) 655-5800 FAX (250) 655-5811

Initial Calibration Date:	19-Jan-2015	**VER Data Filename:**	PH5S1731.D
Instrument ID:	LR GC/MS	**Analysis Date:**	28-May-2015
GC Column ID:	RTX5	**Analysis Time:**	16:56:00

COMPOUND	CAS NO.	LAB FLAG [1]	RETENTION TIME REFERENCE	RRT	RRT QC LIMITS [2]
Naphthalene	91-20-3		Naphthalene d-8	1.006	1.000 - 1.015
Acenaphthylene	208-96-8		Acenaphthylene d-8	1.003	0.998 - 1.008
Acenaphthene	83-32-9		Acenaphthylene d-8	1.047	1.043 - 1.052
Fluorene	86-73-7		Phenanthrene d-10	0.843	0.840 - 0.846
Phenanthrene	85-01-8		Phenanthrene d-10	1.004	1.001 - 1.008
Anthracene	120-12-7		Phenanthrene d-10	1.011	1.008 - 1.014
Fluoranthene	206-44-0		Fluoranthene d-10	1.003	1.000 - 1.006
Pyrene	129-00-0		Fluoranthene d-10	1.033	1.030 - 1.035
Benz[a]anthracene	56-55-3		Benzo[a]anthracene d-12	1.002	0.999 - 1.004
Chrysene	218-01-9		Chrysene d-12	1.003	1.001 - 1.005
Benzo[b]fluoranthene	205-99-2		Benzo[b]fluoranthene d-12	1.004	1.001 - 1.005
Benzo[j,k]fluoranthenes			Benzo[k]fluoranthene d-12	1.003	1.001 - 1.005
Benzo[e]pyrene	192-97-2		Benzo[a]pyrene d-12	0.996	0.994 - 0.998
Benzo[a]pyrene	50-32-8		Benzo[a]pyrene d-12	1.004	1.002 - 1.006
Perylene	198-55-0		Perylene d-12	1.004	1.002 - 1.006
Dibenz[a,h]anthracene	53-70-3		Dibenzo[a,h]anthracene d-14	1.004	1.002 - 1.005
Indeno[1,2,3-cd]pyrene	193-39-5		Indeno[1,2,3-cd]pyrene d-12	1.003	1.001 - 1.004
Benzo[ghi]perylene	191-24-2		Benzo[ghi]perylene d-12	1.003	1.001 - 1.004
2-Methylnaphthalene	91-57-6		2-Methylnaphthalene d-10	1.009	1.004 - 1.016
2,6-Dimethylnaphthalene	581-42-0		2,6-Dimethylnaphthalene d-12	1.010	1.005 - 1.015
2,3,5-Trimethylnaphthalene	2245-38-7		2,6-Dimethylnaphthalene d-12	1.227	1.222 - 1.232
1-Methylphenanthrene	832-69-9		Phenanthrene d-10	1.110	1.107 - 1.114
Dibenzothiophene	132-65-0		Dibenzothiophene d-8	1.003	1.000 - 1.007

(1) Where applicable, custom lab flags have been used on this report.
(2) RRT Limits as specified in MLA-021.

These data are validated and reported as accurate and in accord with AXYS Analytical Services Ltd. ISO17025 compliant quality assurance processes.
Signed: _____Celine Vaillant_____

For Axys Internal Use Only [XSL Template: Pest6A.xsl; Created: 03-Jun-2015 08:49:16; Application: XMLTransformer-1.14.12;
Report Filename: GENERIC-SPECS_PAH_LO_PH5S1731.D__Form6A_SJ1890453.html; Workgroup: WG51224; Design ID: 2591]

AXYS METHOD MLA-021 Rev 12

Form 6B
RELATIVE RETENTION TIMES

AXYS ANALYTICAL SERVICES
2045 MILLS RD., SIDNEY, B.C., CANADA
V8L 5X2 TEL (250) 655-5800 FAX (250) 655-5811

Initial Calibration Date:	19-Jan-2015	**VER Data Filename:**	PH5S1731.D
Instrument ID:	LR GC/MS	**Analysis Date:**	28-May-2015
GC Column ID:	RTX5	**Analysis Time:**	16:56:00

LABELED COMPOUND	CAS NO.	LAB FLAG [1]	RETENTION TIME REFERENCE	RRT	RRT QC LIMITS [2]
Naphthalene d-8	1146-65-2		Acenaphthene d-10	0.606	0.602 - 0.611
2-Methylnaphthalene d-10	7297-45-2		Acenaphthene d-10	0.754	0.751 - 0.760
2,6-Dimethylnaphthalene d-12	350820-12-1		Acenaphthene d-10	0.896	0.892 - 0.901
Acenaphthylene d-8	93951-97-4		Acenaphthene d-10	0.961	0.957 - 0.966
Dibenzothiophene d-8	33262-29-2		Pyrene d-10	0.791	0.789 - 0.794
Phenanthrene d-10	1517-22-2		Pyrene d-10	0.807	0.805 - 0.810
Fluoranthene d-10	93951-69-0		Pyrene d-10	0.971	0.969 - 0.974
Benzo[a]anthracene d-12	1718-53-2		Pyrene d-10	1.165	1.164 - 1.169
Chrysene d-12	1719-03-5		Pyrene d-10	1.170	1.168 - 1.174
Benzo[b]fluoranthene d-12	93951-98-5		Benzo[e]pyrene d-12	0.958	0.956 - 0.960
Benzo[k]fluoranthene d-12	93952-01-3		Benzo[e]pyrene d-12	0.962	0.960 - 0.964
Benzo[a]pyrene d-12	63466-71-7		Benzo[e]pyrene d-12	1.009	1.006 - 1.010
Perylene d-12	1520-96-3		Benzo[e]pyrene d-12	1.024	1.022 - 1.026
Dibenzo[a,h]anthracene d-14	13250-98-1		Benzo[e]pyrene d-12	1.211	1.209 - 1.213
Indeno[1,2,3-cd]pyrene d-12	203578-33-0		Benzo[e]pyrene d-12	1.207	1.205 - 1.209
Benzo[ghi]perylene d-12	93951-66-7		Benzo[e]pyrene d-12	1.238	1.236 - 1.240

(1) Where applicable, custom lab flags have been used on this report.
(2) RRT Limits as specified in MLA-021.

These data are validated and reported as accurate and in accord with AXYS Analytical Services Ltd. ISO17025 compliant quality assurance processes.
Signed: _____Celine Vaillant_____

For Axys Internal Use Only [XSL Template: Pest6B.xsl; Created: 03-Jun-2015 08:49:16; Application: XMLTransformer-1.14.12;
Report Filename: GENERIC-SPECS_PAH_LO_PH5S1731.D__Form6B_SJ1890453.html; Workgroup: WG51224; Design ID: 2591]

AXYS METHOD MLA-021 Rev 12

Form 4A
CALIBRATION VERIFICATION

AXYS ANALYTICAL SERVICES
2045 MILLS RD., SIDNEY, B.C., CANADA
V8L 5X2 TEL (250) 655-5800 FAX (250) 655-5811

Initial Calibration Date:	19-Jan-2015	**VER Data Filename:**	PH5S1745.D
Instrument ID:	LR GC/MS	**Analysis Date:**	29-May-2015
GC Column ID:	RTX5	**Analysis Time:**	03:53:00

COMPOUND	CAS NO.	LAB FLAG [1]	m/e ION CHANNELS	ION ABUND. RATIO	QC LIMITS	CONC. FOUND (ng/mL)	CONC. RANGE (ng/mL)
Naphthalene	91-20-3		128,102	0.08	0.06-0.10	2090	1470-2450
Acenaphthylene	208-96-8		152,151	0.20	0.16-0.24	2060	1480-2470
Acenaphthene	83-32-9		154,153	1.17	0.94-1.40	2120	1490-2490
Fluorene	86-73-7		166,165	1.03	0.82-1.24	2050	1460-2440
Phenanthrene	85-01-8		178,176	0.19	0.15-0.23	2080	1480-2470
Anthracene	120-12-7		178,176	0.19	0.15-0.23	2040	1490-2480
Fluoranthene	206-44-0		202,200	0.21	0.17-0.25	2050	1490-2480
Pyrene	129-00-0		202,200	0.21	0.17-0.25	1950	1470-2440
Benz[a]anthracene	56-55-3		228,226	0.28	0.22-0.34	2080	1470-2460
Chrysene	218-01-9		228,226	0.30	0.24-0.36	2090	1490-2480
Benzo[b]fluoranthene	205-99-2		252,253	0.21	0.17-0.25	2010	1480-2470
Benzo[j,k]fluoranthenes			252,253	0.21	0.17-0.25	2110	1480-2460
Benzo[e]pyrene	192-97-2		252,253	0.21	0.17-0.25	2110	1490-2490
Benzo[a]pyrene	50-32-8		252,253	0.21	0.17-0.25	2100	1490-2480
Perylene	198-55-0		252,253	0.21	0.17-0.25	2150	1490-2490
Dibenz[a,h]anthracene	53-70-3		278,139	0.16	0.10-0.22	2200	1490-2490
Indeno[1,2,3-cd]pyrene	193-39-5		276,138	0.20	0.13-0.27	2080	1480-2460
Benzo[ghi]perylene	191-24-2		276,138	0.22	0.14-0.30	2070	1480-2460
2-Methylnaphthalene	91-57-6		142,141	0.90	0.72-1.08	2130	1530-2550
2,6-Dimethylnaphthalene	581-42-0		156,141	0.72	0.58-0.86	2100	1500-2500
2,3,5-Trimethylnaphthalene	2245-38-7		170,155	0.94	0.75-1.13	2060	1460-2440
1-Methylphenanthrene	832-69-9		192,191	0.60	0.48-0.72	1710	1220-2030
Dibenzothiophene	132-65-0		184,152	0.09	0.07-0.11	2040	1500-2500

(1) Where applicable, custom lab flags have been used on this report.

These data are validated and reported as accurate and in accord with AXYS Analytical Services Ltd. ISO17025 compliant quality assurance processes.
Signed: _____Celine Vaillant_____

For Axys Internal Use Only [XSL Template: Pest4A.xsl; Created: 03-Jun-2015 08:49:16; Application: XMLTransformer-1.14.12;
Report Filename: GENERIC-SPECS_PAH_LO_PH5S1745.D__Form4A_SJ1890454.html; Workgroup: WG51224; Design ID: 2591]

AXYS METHOD MLA-021 Rev 12

Form 4B
CALIBRATION VERIFICATION

AXYS ANALYTICAL SERVICES
2045 MILLS RD., SIDNEY, B.C., CANADA
V8L 5X2 TEL (250) 655-5800 FAX (250) 655-5811

Initial Calibration Date:	19-Jan-2015	**VER Data Filename:**	PH5S1745.D
Instrument ID:	LR GC/MS	**Analysis Date:**	29-May-2015
GC Column ID:	RTX5	**Analysis Time:**	03:53:00

LABELED COMPOUND	CAS NO.	LAB FLAG [1]	m/e ION CHANNELS	ION ABUND. RATIO	QC LIMITS	CONC. FOUND (ng/mL)	CONC. RANGE (ng/mL)
Naphthalene d-8	1146-65-2		136,134	0.09	0.07-0.11	2070	1500-2500
2-Methylnaphthalene d-10	7297-45-2		152,151	0.17	0.14-0.20	2010	1500-2500
2,6-Dimethylnaphthalene d-12	350820-12-1		168,150	0.81	0.65-0.97	1980	1510-2520
Acenaphthylene d-8	93951-97-4		160,158	0.16	0.13-0.19	1950	1500-2500
Dibenzothiophene d-8	33262-29-2		192,160	0.09	0.07-0.11	2040	1510-2510
Phenanthrene d-10	1517-22-2		188,184	0.14	0.11-0.17	2050	1510-2510
Fluoranthene d-10	93951-69-0		212,208	0.17	0.14-0.20	2070	1500-2510
Benzo[a]anthracene d-12	1718-53-2		240,236	0.25	0.20-0.30	1940	1500-2500
Chrysene d-12	1719-03-5		240,236	0.27	0.22-0.32	1960	1500-2500
Benzo[b]fluoranthene d-12	93951-98-5		264,260	0.21	0.17-0.25	2030	1520-2530
Benzo[k]fluoranthene d-12	93952-01-3		264,260	0.21	0.17-0.25	2070	1500-2510
Benzo[a]pyrene d-12	63466-71-7		264,260	0.21	0.17-0.25	2080	1500-2510
Perylene d-12	1520-96-3		264,260	0.26	0.21-0.31	2020	1510-2510
Dibenzo[a,h]anthracene d-14	13250-98-1		292,288	0.32	0.21-0.43	1930	1500-2500
Indeno[1,2,3-cd]pyrene d-12	203578-33-0		288,284	0.19	0.12-0.26	1960	1500-2500
Benzo[ghi]perylene d-12	93951-66-7		288,284	0.20	0.13-0.27	1900	1500-2510

(1) Where applicable, custom lab flags have been used on this report.

These data are validated and reported as accurate and in accord with AXYS Analytical Services Ltd. ISO17025 compliant quality assurance processes.
Signed: _____Celine Vaillant_____

For Axys Internal Use Only [XSL Template: Pest4B.xsl; Created: 03-Jun-2015 08:49:16; Application: XMLTransformer-1.14.12;
Report Filename: GENERIC-SPECS_PAH_LO_PH5S1745.D__Form4B_SJ1890454.html; Workgroup: WG51224; Design ID: 2591]

AXYS METHOD MLA-021 Rev 12

Form 6A
RELATIVE RETENTION TIMES

AXYS ANALYTICAL SERVICES
2045 MILLS RD., SIDNEY, B.C., CANADA
V8L 5X2 TEL (250) 655-5800 FAX (250) 655-5811

Initial Calibration Date:	19-Jan-2015	**VER Data Filename:**	PH5S1745.D
Instrument ID:	LR GC/MS	**Analysis Date:**	29-May-2015
GC Column ID:	RTX5	**Analysis Time:**	03:53:00

COMPOUND	CAS NO.	LAB FLAG [1]	RETENTION TIME REFERENCE	RRT	RRT QC LIMITS [2]
Naphthalene	91-20-3		Naphthalene d-8	1.006	1.000 - 1.015
Acenaphthylene	208-96-8		Acenaphthylene d-8	1.003	0.998 - 1.008
Acenaphthene	83-32-9		Acenaphthylene d-8	1.048	1.043 - 1.052
Fluorene	86-73-7		Phenanthrene d-10	0.842	0.840 - 0.846
Phenanthrene	85-01-8		Phenanthrene d-10	1.003	1.000 - 1.007
Anthracene	120-12-7		Phenanthrene d-10	1.011	1.008 - 1.014
Fluoranthene	206-44-0		Fluoranthene d-10	1.002	0.999 - 1.005
Pyrene	129-00-0		Fluoranthene d-10	1.032	1.030 - 1.035
Benz[a]anthracene	56-55-3		Benzo[a]anthracene d-12	1.003	1.000 - 1.005
Chrysene	218-01-9		Chrysene d-12	1.003	1.001 - 1.005
Benzo[b]fluoranthene	205-99-2		Benzo[b]fluoranthene d-12	1.004	1.001 - 1.005
Benzo[j,k]fluoranthenes			Benzo[k]fluoranthene d-12	1.003	1.001 - 1.005
Benzo[e]pyrene	192-97-2		Benzo[a]pyrene d-12	0.996	0.994 - 0.997
Benzo[a]pyrene	50-32-8		Benzo[a]pyrene d-12	1.004	1.002 - 1.006
Perylene	198-55-0		Perylene d-12	1.004	1.002 - 1.006
Dibenz[a,h]anthracene	53-70-3		Dibenzo[a,h]anthracene d-14	1.004	1.002 - 1.005
Indeno[1,2,3-cd]pyrene	193-39-5		Indeno[1,2,3-cd]pyrene d-12	1.002	1.001 - 1.004
Benzo[ghi]perylene	191-24-2		Benzo[ghi]perylene d-12	1.003	1.001 - 1.004
2-Methylnaphthalene	91-57-6		2-Methylnaphthalene d-10	1.009	1.004 - 1.016
2,6-Dimethylnaphthalene	581-42-0		2,6-Dimethylnaphthalene d-12	1.010	1.005 - 1.015
2,3,5-Trimethylnaphthalene	2245-38-7		2,6-Dimethylnaphthalene d-12	1.227	1.222 - 1.232
1-Methylphenanthrene	832-69-9		Phenanthrene d-10	1.110	1.107 - 1.114
Dibenzothiophene	132-65-0		Dibenzothiophene d-8	1.003	1.000 - 1.007

(1) Where applicable, custom lab flags have been used on this report.
(2) RRT Limits as specified in MLA-021.

These data are validated and reported as accurate and in accord with AXYS Analytical Services Ltd. ISO17025 compliant quality assurance processes.
Signed: _____Celine Vaillant_____

For Axys Internal Use Only [XSL Template: Pest6A.xsl; Created: 03-Jun-2015 08:49:16; Application: XMLTransformer-1.14.12;
Report Filename: GENERIC-SPECS_PAH_LO_PH5S1745.D__Form6A_SJ1890454.html; Workgroup: WG51224; Design ID: 2591]

AXYS METHOD MLA-021 Rev 12

Form 6B
RELATIVE RETENTION TIMES

AXYS ANALYTICAL SERVICES
2045 MILLS RD., SIDNEY, B.C., CANADA
V8L 5X2 TEL (250) 655-5800 FAX (250) 655-5811

Initial Calibration Date:	19-Jan-2015	**VER Data Filename:**	PH5S1745.D
Instrument ID:	LR GC/MS	**Analysis Date:**	29-May-2015
GC Column ID:	RTX5	**Analysis Time:**	03:53:00

LABELED COMPOUND	CAS NO.	LAB FLAG [1]	RETENTION TIME REFERENCE	RRT	RRT QC LIMITS [2]
Naphthalene d-8	1146-65-2		Acenaphthene d-10	0.605	0.601 - 0.610
2-Methylnaphthalene d-10	7297-45-2		Acenaphthene d-10	0.754	0.749 - 0.758
2,6-Dimethylnaphthalene d-12	350820-12-1		Acenaphthene d-10	0.896	0.892 - 0.901
Acenaphthylene d-8	93951-97-4		Acenaphthene d-10	0.961	0.957 - 0.966
Dibenzothiophene d-8	33262-29-2		Pyrene d-10	0.791	0.789 - 0.794
Phenanthrene d-10	1517-22-2		Pyrene d-10	0.807	0.805 - 0.810
Fluoranthene d-10	93951-69-0		Pyrene d-10	0.971	0.969 - 0.974
Benzo[a]anthracene d-12	1718-53-2		Pyrene d-10	1.165	1.163 - 1.168
Chrysene d-12	1719-03-5		Pyrene d-10	1.170	1.167 - 1.173
Benzo[b]fluoranthene d-12	93951-98-5		Benzo[e]pyrene d-12	0.958	0.955 - 0.959
Benzo[k]fluoranthene d-12	93952-01-3		Benzo[e]pyrene d-12	0.962	0.960 - 0.964
Benzo[a]pyrene d-12	63466-71-7		Benzo[e]pyrene d-12	1.008	1.006 - 1.010
Perylene d-12	1520-96-3		Benzo[e]pyrene d-12	1.023	1.021 - 1.025
Dibenzo[a,h]anthracene d-14	13250-98-1		Benzo[e]pyrene d-12	1.211	1.209 - 1.213
Indeno[1,2,3-cd]pyrene d-12	203578-33-0		Benzo[e]pyrene d-12	1.207	1.205 - 1.209
Benzo[ghi]perylene d-12	93951-66-7		Benzo[e]pyrene d-12	1.238	1.236 - 1.240

(1) Where applicable, custom lab flags have been used on this report.
(2) RRT Limits as specified in MLA-021.

These data are validated and reported as accurate and in accord with AXYS Analytical Services Ltd. ISO17025 compliant quality assurance processes.
Signed: _____Celine Vaillant_____

For Axys Internal Use Only [XSL Template: Pest6B.xsl; Created: 03-Jun-2015 08:49:16; Application: XMLTransformer-1.14.12;
Report Filename: GENERIC-SPECS_PAH_LO_PH5S1745.D__Form6B_SJ1890454.html; Workgroup: WG51224; Design ID: 2591]

AXYS METHOD MLA-021 Rev 12

Form 1A
ANALYSIS REPORT

CLIENT SAMPLE NO.
77 Top
Sample Collection:
N/A

AXYS ANALYTICAL SERVICES
2045 MILLS RD., SIDNEY, B.C., CANADA
V8L 5X2 TEL (250) 655-5800 FAX (250) 655-5811

Contract No.:	4765	**Lab Sample I.D.:**	L23191-1
Matrix:	TISSUE	**Sample Size:**	1.03 g (wet)
Sample Receipt Date:	13-May-2015	**Initial Calibration Date:**	19-Jan-2015
Extraction Date:	14-May-2015	**Instrument ID:**	LR GC/MS
Analysis Date:	28-May-2015 **Time:** 21:01:00	**GC Column ID:**	RTX5
Extract Volume (uL):	500	**Sample Data Filename:**	**PH5S1736.D**
Injection Volume (uL):	1.0	**Blank Data Filename:**	PH5S1735.D
Dilution Factor:	N/A	**Cal. Ver. Data Filename:**	PH5S1731.D
Concentration Units:	ng/g (wet weight basis)	**% Moisture:**	7.50

This page is part of a total report that contains information necessary for accreditation compliance.
This test is not NELAP accredited. Sample results relate only to the sample tested.

COMPOUND	CAS NO.	LAB FLAG [1]	CONC. FOUND	REPORTING LIMIT (RL)[2]	ION ABUND. RATIO	RRT
Naphthalene	91-20-3	K B J	5.15	2.05 (S)	0.13	1.006
Acenaphthylene	208-96-8	U		0.537 (S)		
Acenaphthene	83-32-9	U		1.55 (S)		
Fluorene	86-73-7	U		0.749 (S)		
Phenanthrene	85-01-8	B J	5.85	0.524 (S)	0.21	1.004
Anthracene	120-12-7	K J	0.810	0.516 (S)	0.15	1.013
Fluoranthene	206-44-0	J	8.05	0.294 (S)	0.20	1.003
Pyrene	129-00-0	B J	7.23	0.280 (S)	0.21	1.033
Benz[a]anthracene [3]	56-55-3	J	3.36	0.237 (S)	0.31	1.003
Chrysene [4]	218-01-9	B J	4.40	0.268 (S)	0.30	1.002
Benzo[b]fluoranthene	205-99-2	J	4.73	0.504 (S)	0.24	1.004
Benzo[j,k]fluoranthenes		J	3.11	0.522 (S)	0.25	1.002
Benzo[e]pyrene	192-97-2	J	3.47	0.689 (S)	0.22	0.996
Benzo[a]pyrene	50-32-8	J	3.26	0.682 (S)	0.19	1.004
Perylene	198-55-0	K J	1.38	0.770 (S)	0.32	1.005
Dibenz[a,h]anthracene [5]	53-70-3	U		0.926 (S)		
Indeno[1,2,3-cd]pyrene	193-39-5	K J	4.23	0.628 (S)	0.92	1.003
Benzo[ghi]perylene	191-24-2	J	3.85	0.550 (S)	0.28	1.002
2-Methylnaphthalene	91-57-6	B J	5.19	1.49 (S)	0.98	1.010
2,6-Dimethylnaphthalene	581-42-0	U		2.73 (S)		
2,3,5-Trimethylnaphthalene	2245-38-7	K J	2.28	1.03 (S)	0.46	1.232
1-Methylphenanthrene	832-69-9	U		0.624 (S)		
Dibenzothiophene	132-65-0	U		0.930 (S)		

(1) Where applicable, custom lab flags have been used on this report; U = not detected at RL; K = peak detected but did not meet quantification criteria, result reported represents the estimated maximum possible concentration; B = analyte found in the associated blank and concentration in sample is less than 10X the concentration in the associated blank; J = concentration less than lowest calibration equivalent.
(2) Reporting Limit (Code): S = sample detection limit; M = method detection limit; L = lowest calibration level equivalent; Q = contract defined limit.
(3) May co-elute with Cyclopenta(cd)pyrene.
(4) May co-elute with Triphenylene.
(5) May co-elute with Dibenz[a,c]anthracene.

These data are validated and reported as accurate and in accord with AXYS Analytical Services Ltd. ISO17025 compliant quality assurance processes.
Signed: _____Celine Vaillant_____

For Axys Internal Use Only [XSL Template: Pest1A.xsl; Created: 03-Jun-2015 08:49:16; Application: XMLTransformer-1.14.12;
Report Filename: PAH_PAH_LO_LPAR_L23191-1_Form1A_PH5S1736.D_SJ1891182.html; Workgroup: WG51224; Design ID: 2591]

AXYS METHOD MLA-021 Rev 12

Form 2
ANALYSIS REPORT

CLIENT SAMPLE NO.
77 Top
Sample Collection:
N/A

AXYS ANALYTICAL SERVICES
2045 MILLS RD., SIDNEY, B.C., CANADA
V8L 5X2 TEL (250) 655-5800 FAX (250) 655-5811

Contract No.:	4765	**Lab Sample I.D.:**	L23191-1
Matrix:	TISSUE	**Sample Size:**	1.03 g (wet)
Sample Receipt Date:	13-May-2015	**Initial Calibration Date:**	19-Jan-2015
Extraction Date:	14-May-2015	**Instrument ID:**	LR GC/MS
Analysis Date:	28-May-2015 **Time:** 21:01:00	**GC Column ID:**	RTX5
Extract Volume (uL):	500	**Sample Data Filename:**	**PH5S1736.D**
Injection Volume (uL):	1.0	**Blank Data Filename:**	PH5S1735.D
Dilution Factor:	N/A	**Cal. Ver. Data Filename:**	PH5S1731.D
Concentration Units:	ng absolute	**% Moisture:**	7.50

This page is part of a total report that contains information necessary for accreditation compliance.
This test is not NELAP accredited. Sample results relate only to the sample tested.

LABELED COMPOUND	LAB FLAG [1]	SPIKE CONC.	CONC. FOUND	R(%) [2]	ION ABUND. RATIO	RRT
Naphthalene d-8		2000	770	38.5	0.09	0.605
2-Methylnaphthalene d-10		2000	889	44.5	0.17	0.754
2,6-Dimethylnaphthalene d-12		2020	939	46.6	0.81	0.896
Acenaphthylene d-8		2000	1040	52.0	0.16	0.961
Dibenzothiophene d-8		2010	1160	57.9	0.09	0.791
Phenanthrene d-10		2010	1540	76.8	0.15	0.807
Fluoranthene d-10		2010	1740	86.8	0.17	0.971
Benzo[a]anthracene d-12		2000	1680	83.8	0.25	1.165
Chrysene d-12		2000	1710	85.6	0.27	1.170
Benzo[b]fluoranthene d-12		2020	1780	88.0	0.22	0.958
Benzo[k]fluoranthene d-12		2010	1770	88.3	0.21	0.962
Benzo[a]pyrene d-12		2010	1720	85.8	0.21	1.008
Perylene d-12		2010	1640	81.5	0.27	1.024
Dibenzo[a,h]anthracene d-14		2000	1620	80.8	0.30	1.211
Indeno[1,2,3-cd]pyrene d-12		2000	1630	81.7	0.19	1.207
Benzo[ghi]perylene d-12		2010	1600	79.9	0.20	1.238

(1) Where applicable, custom lab flags have been used on this report.
(2) R% = percent recovery.

These data are validated and reported as accurate and in accord with AXYS Analytical Services Ltd. ISO17025 compliant quality assurance processes.
Signed: _____Celine Vaillant_____

For Axys Internal Use Only [XSL Template: Pest2.xsl; Created: 03-Jun-2015 08:49:16; Application: XMLTransformer-1.14.12;
Report Filename: PAH_PAH_LO_LPAR_L23191-1_Form2_PH5S1736.D_SJ1891182.html; Workgroup: WG51224; Design ID: 2591]

AXYS METHOD MLA-021 Rev 12

Form 1A
ANALYSIS REPORT

CLIENT SAMPLE NO.
89 Top
Sample Collection:
N/A

AXYS ANALYTICAL SERVICES
2045 MILLS RD., SIDNEY, B.C., CANADA
V8L 5X2 TEL (250) 655-5800 FAX (250) 655-5811

Contract No.:	4765	**Lab Sample I.D.:**	L23191-5
Matrix:	TISSUE	**Sample Size:**	1.01 g (wet)
Sample Receipt Date:	13-May-2015	**Initial Calibration Date:**	19-Jan-2015
Extraction Date:	14-May-2015	**Instrument ID:**	LR GC/MS
Analysis Date:	28-May-2015 **Time:** 21:50:00	**GC Column ID:**	RTX5
Extract Volume (uL):	500	**Sample Data Filename:**	**PH5S1737.D**
Injection Volume (uL):	1.0	**Blank Data Filename:**	PH5S1735.D
Dilution Factor:	N/A	**Cal. Ver. Data Filename:**	PH5S1731.D
Concentration Units:	ng/g (wet weight basis)	**% Moisture:**	9.82

This page is part of a total report that contains information necessary for accreditation compliance.
This test is not NELAP accredited. Sample results relate only to the sample tested.

COMPOUND	CAS NO.	LAB FLAG [1]	CONC. FOUND	REPORTING LIMIT (RL)[2]	ION ABUND. RATIO	RRT
Naphthalene	91-20-3	K B J	8.81	2.86 (S)	0.11	1.006
Acenaphthylene	208-96-8	U		0.949 (S)		
Acenaphthene	83-32-9	J	15.2	1.95 (S)	1.16	1.048
Fluorene	86-73-7	U		1.82 (S)		
Phenanthrene	85-01-8		199	0.798 (S)	0.19	1.004
Anthracene	120-12-7	J	40.4	0.785 (S)	0.19	1.012
Fluoranthene	206-44-0		550	0.742 (S)	0.20	1.002
Pyrene	129-00-0		454	0.706 (S)	0.21	1.032
Benz[a]anthracene [3]	56-55-3		328	1.16 (S)	0.28	1.003
Chrysene [4]	218-01-9		365	1.28 (S)	0.30	1.003
Benzo[b]fluoranthene	205-99-2		388	2.17 (S)	0.22	1.004
Benzo[j,k]fluoranthenes			349	2.36 (S)	0.24	1.002
Benzo[e]pyrene	192-97-2		325	3.06 (S)	0.23	0.996
Benzo[a]pyrene	50-32-8		424	3.02 (S)	0.22	1.004
Perylene	198-55-0		120	3.31 (S)	0.20	1.004
Dibenz[a,h]anthracene [5]	53-70-3		73.8	2.29 (S)	0.14	1.004
Indeno[1,2,3-cd]pyrene	193-39-5		350	2.47 (S)	0.21	1.002
Benzo[ghi]perylene	191-24-2		327	2.13 (S)	0.21	1.003
2-Methylnaphthalene	91-57-6	B J	7.14	2.10 (S)	0.95	1.010
2,6-Dimethylnaphthalene	581-42-0	U		3.52 (S)		
2,3,5-Trimethylnaphthalene	2245-38-7	K J	3.90	1.47 (S)	0.56	1.232
1-Methylphenanthrene	832-69-9	J	16.3	2.48 (S)	0.66	1.112
Dibenzothiophene	132-65-0	J	9.26	0.749 (S)	0.09	1.003

(1) Where applicable, custom lab flags have been used on this report; U = not detected at RL; K = peak detected but did not meet quantification criteria, result reported represents the estimated maximum possible concentration; B = analyte found in the associated blank and concentration in sample is less than 10X the concentration in the associated blank; J = concentration less than lowest calibration equivalent.
(2) Reporting Limit (Code): S = sample detection limit; M = method detection limit; L = lowest calibration level equivalent; Q = contract defined limit.
(3) May co-elute with Cyclopenta(cd)pyrene.
(4) May co-elute with Triphenylene.
(5) May co-elute with Dibenz[a,c]anthracene.

These data are validated and reported as accurate and in accord with AXYS Analytical Services Ltd. ISO17025 compliant quality assurance processes.
Signed: _____Celine Vaillant_____

For Axys Internal Use Only [XSL Template: Pest1A.xsl; Created: 03-Jun-2015 08:49:16; Application: XMLTransformer-1.14.12;
Report Filename: PAH_PAH_LO_LPAR_L23191-5_Form1A_PH5S1737.D_SJ1891183.html; Workgroup: WG51224; Design ID: 2591]

AXYS METHOD MLA-021 Rev 12

Form 2

ANALYSIS REPORT

CLIENT SAMPLE NO.
89 Top
Sample Collection:
N/A

AXYS ANALYTICAL SERVICES
2045 MILLS RD., SIDNEY, B.C., CANADA
V8L 5X2 TEL (250) 655-5800 FAX (250) 655-5811

Contract No.:	4765	**Lab Sample I.D.:**	L23191-5
Matrix:	TISSUE	**Sample Size:**	1.01 g (wet)
Sample Receipt Date:	13-May-2015	**Initial Calibration Date:**	19-Jan-2015
Extraction Date:	14-May-2015	**Instrument ID:**	LR GC/MS
Analysis Date:	28-May-2015 **Time:** 21:50:00	**GC Column ID:**	RTX5
Extract Volume (uL):	500	**Sample Data Filename:**	**PH5S1737.D**
Injection Volume (uL):	1.0	**Blank Data Filename:**	PH5S1735.D
Dilution Factor:	N/A	**Cal. Ver. Data Filename:**	PH5S1731.D
Concentration Units:	ng absolute	**% Moisture:**	9.82

This page is part of a total report that contains information necessary for accreditation compliance.
This test is not NELAP accredited. Sample results relate only to the sample tested.

LABELED COMPOUND	LAB FLAG [1]	SPIKE CONC.	CONC. FOUND	R(%) [2]	ION ABUND. RATIO	RRT
Naphthalene d-8		2000	970	48.5	0.09	0.605
2-Methylnaphthalene d-10		2000	1030	51.4	0.17	0.754
2,6-Dimethylnaphthalene d-12		2020	1110	55.0	0.80	0.896
Acenaphthylene d-8		2000	1120	56.1	0.16	0.961
Dibenzothiophene d-8		2010	1170	58.3	0.09	0.791
Phenanthrene d-10		2010	1530	76.3	0.15	0.807
Fluoranthene d-10		2010	1710	85.2	0.18	0.971
Benzo[a]anthracene d-12		2000	1620	81.2	0.25	1.165
Chrysene d-12		2000	1700	84.8	0.28	1.170
Benzo[b]fluoranthene d-12		2020	1820	90.1	0.22	0.958
Benzo[k]fluoranthene d-12		2010	1840	91.6	0.21	0.962
Benzo[a]pyrene d-12		2010	1800	89.7	0.21	1.008
Perylene d-12		2010	1750	87.0	0.27	1.023
Dibenzo[a,h]anthracene d-14		2000	1650	82.3	0.30	1.211
Indeno[1,2,3-cd]pyrene d-12		2000	1660	83.2	0.19	1.207
Benzo[ghi]perylene d-12		2010	1670	83.5	0.20	1.238

(1) Where applicable, custom lab flags have been used on this report.
(2) R% = percent recovery.

These data are validated and reported as accurate and in accord with AXYS Analytical Services Ltd. ISO17025 compliant quality assurance processes.
Signed: _____Celine Vaillant_____

For Axys Internal Use Only [XSL Template: Pest2.xsl; Created: 03-Jun-2015 08:49:16; Application: XMLTransformer-1.14.12;
Report Filename: PAH_PAH_LO_LPAR_L23191-5_Form2_PH5S1737.D_SJ1891183.html; Workgroup: WG51224; Design ID: 2591]

AXYS METHOD MLA-021 Rev 12

Form 1A
ANALYSIS REPORT

CLIENT SAMPLE NO.
91 Middle
Sample Collection:
N/A

AXYS ANALYTICAL SERVICES
2045 MILLS RD., SIDNEY, B.C., CANADA
V8L 5X2 TEL (250) 655-5800 FAX (250) 655-5811

Contract No.:	4765	**Lab Sample I.D.:**	L23191-6
Matrix:	TISSUE	**Sample Size:**	1.01 g (wet)
Sample Receipt Date:	13-May-2015	**Initial Calibration Date:**	19-Jan-2015
Extraction Date:	14-May-2015	**Instrument ID:**	LR GC/MS
Analysis Date:	28-May-2015 **Time:** 22:39:00	**GC Column ID:**	RTX5
Extract Volume (uL):	500	**Sample Data Filename:**	**PH5S1738.D**
Injection Volume (uL):	1.0	**Blank Data Filename:**	PH5S1735.D
Dilution Factor:	N/A	**Cal. Ver. Data Filename:**	PH5S1731.D
Concentration Units:	ng/g (wet weight basis)	**% Moisture:**	6.09

This page is part of a total report that contains information necessary for accreditation compliance.
This test is not NELAP accredited. Sample results relate only to the sample tested.

COMPOUND	CAS NO.	LAB FLAG [1]	CONC. FOUND	REPORTING LIMIT (RL)[2]	ION ABUND. RATIO	RRT
Naphthalene	91-20-3	K B J	8.61	3.36 (S)	0.14	1.007
Acenaphthylene	208-96-8	U		1.08 (S)		
Acenaphthene	83-32-9	J	13.0	1.49 (S)	1.08	1.048
Fluorene	86-73-7	U		1.25 (S)		
Phenanthrene	85-01-8		147	0.667 (S)	0.19	1.004
Anthracene	120-12-7	J	25.3	0.656 (S)	0.20	1.012
Fluoranthene	206-44-0		421	1.16 (S)	0.20	1.002
Pyrene	129-00-0		348	1.10 (S)	0.21	1.032
Benz[a]anthracene [3]	56-55-3		254	0.890 (S)	0.28	1.003
Chrysene [4]	218-01-9		286	0.968 (S)	0.31	1.003
Benzo[b]fluoranthene	205-99-2		310	1.32 (S)	0.22	1.004
Benzo[j,k]fluoranthenes			271	1.36 (S)	0.23	1.002
Benzo[e]pyrene	192-97-2		250	1.77 (S)	0.21	0.996
Benzo[a]pyrene	50-32-8		328	1.75 (S)	0.21	1.004
Perylene	198-55-0		92.3	1.92 (S)	0.23	1.004
Dibenz[a,h]anthracene [5]	53-70-3		61.5	1.60 (S)	0.14	1.004
Indeno[1,2,3-cd]pyrene	193-39-5		274	1.89 (S)	0.22	1.002
Benzo[ghi]perylene	191-24-2		258	1.68 (S)	0.21	1.003
2-Methylnaphthalene	91-57-6	B J	6.62	1.64 (S)	1.00	1.009
2,6-Dimethylnaphthalene	581-42-0	U		3.37 (S)		
2,3,5-Trimethylnaphthalene	2245-38-7	U		1.64 (S)		
1-Methylphenanthrene	832-69-9	J	10.2	2.25 (S)	0.50	1.112
Dibenzothiophene	132-65-0	K B J	6.85	0.568 (S)	0.15	1.003

(1) Where applicable, custom lab flags have been used on this report; U = not detected at RL; K = peak detected but did not meet quantification criteria, result reported represents the estimated maximum possible concentration; B = analyte found in the associated blank and concentration in sample is less than 10X the concentration in the associated blank; J = concentration less than lowest calibration equivalent.
(2) Reporting Limit (Code): S = sample detection limit; M = method detection limit; L = lowest calibration level equivalent; Q = contract defined limit.
(3) May co-elute with Cyclopenta(cd)pyrene.
(4) May co-elute with Triphenylene.
(5) May co-elute with Dibenz[a,c]anthracene.

These data are validated and reported as accurate and in accord with AXYS Analytical Services Ltd. ISO17025 compliant quality assurance processes.
Signed: _____Celine Vaillant_____

For Axys Internal Use Only [XSL Template: Pest1A.xsl; Created: 03-Jun-2015 08:49:16; Application: XMLTransformer-1.14.12;
Report Filename: PAH_PAH_LO_LPAR_L23191-6_Form1A_PH5S1738.D_SJ1891184.html; Workgroup: WG51224; Design ID: 2591]

AXYS METHOD MLA-021 Rev 12

Form 2

ANALYSIS REPORT

CLIENT SAMPLE NO.
91 Middle
Sample Collection:
N/A

AXYS ANALYTICAL SERVICES
2045 MILLS RD., SIDNEY, B.C., CANADA
V8L 5X2 TEL (250) 655-5800 FAX (250) 655-5811

Contract No.:	4765	**Lab Sample I.D.:**	L23191-6
Matrix:	TISSUE	**Sample Size:**	1.01 g (wet)
Sample Receipt Date:	13-May-2015	**Initial Calibration Date:**	19-Jan-2015
Extraction Date:	14-May-2015	**Instrument ID:**	LR GC/MS
Analysis Date:	28-May-2015 **Time:** 22:39:00	**GC Column ID:**	RTX5
Extract Volume (uL):	500	**Sample Data Filename:**	**PH5S1738.D**
Injection Volume (uL):	1.0	**Blank Data Filename:**	PH5S1735.D
Dilution Factor:	N/A	**Cal. Ver. Data Filename:**	PH5S1731.D
Concentration Units:	ng absolute	**% Moisture:**	6.09

This page is part of a total report that contains information necessary for accreditation compliance.
This test is not NELAP accredited. Sample results relate only to the sample tested.

LABELED COMPOUND	LAB FLAG [1]	SPIKE CONC.	CONC. FOUND	R(%) [2]	ION ABUND. RATIO	RRT
Naphthalene d-8		2000	777	38.9	0.09	0.605
2-Methylnaphthalene d-10		2000	856	42.8	0.17	0.754
2,6-Dimethylnaphthalene d-12		2020	894	44.4	0.81	0.896
Acenaphthylene d-8		2000	959	48.0	0.16	0.961
Dibenzothiophene d-8		2010	1140	56.9	0.09	0.791
Phenanthrene d-10		2010	1390	69.2	0.15	0.807
Fluoranthene d-10		2010	1590	79.2	0.18	0.971
Benzo[a]anthracene d-12		2000	1520	76.2	0.25	1.165
Chrysene d-12		2000	1590	79.7	0.28	1.170
Benzo[b]fluoranthene d-12		2020	1690	83.5	0.21	0.958
Benzo[k]fluoranthene d-12		2010	1700	84.6	0.21	0.962
Benzo[a]pyrene d-12		2010	1680	84.0	0.21	1.008
Perylene d-12		2010	1610	79.9	0.27	1.023
Dibenzo[a,h]anthracene d-14		2000	1600	80.0	0.30	1.211
Indeno[1,2,3-cd]pyrene d-12		2000	1600	80.1	0.19	1.207
Benzo[ghi]perylene d-12		2010	1590	79.5	0.20	1.238

(1) Where applicable, custom lab flags have been used on this report.
(2) R% = percent recovery.

These data are validated and reported as accurate and in accord with AXYS Analytical Services Ltd. ISO17025 compliant quality assurance processes.
Signed: _____Celine Vaillant_____

For Axys Internal Use Only [XSL Template: Pest2.xsl; Created: 03-Jun-2015 08:49:16; Application: XMLTransformer-1.14.12;
Report Filename: PAH_PAH_LO_LPAR_L23191-6_Form2_PH5S1738.D_SJ1891184.html; Workgroup: WG51224; Design ID: 2591]

AXYS METHOD MLA-021 Rev 12

Form 1A
ANALYSIS REPORT

CLIENT SAMPLE NO.
93 Bottom
Sample Collection:
N/A

AXYS ANALYTICAL SERVICES
2045 MILLS RD., SIDNEY, B.C., CANADA
V8L 5X2 TEL (250) 655-5800 FAX (250) 655-5811

Contract No.:	4765	**Lab Sample I.D.:**	L23191-7
Matrix:	TISSUE	**Sample Size:**	1.01 g (wet)
Sample Receipt Date:	13-May-2015	**Initial Calibration Date:**	19-Jan-2015
Extraction Date:	14-May-2015	**Instrument ID:**	LR GC/MS
Analysis Date:	28-May-2015 **Time:** 23:28:00	**GC Column ID:**	RTX5
Extract Volume (uL):	500	**Sample Data Filename:**	**PH5S1739.D**
Injection Volume (uL):	1.0	**Blank Data Filename:**	PH5S1735.D
Dilution Factor:	N/A	**Cal. Ver. Data Filename:**	PH5S1731.D
Concentration Units:	ng/g (wet weight basis)	**% Moisture:**	8.40

This page is part of a total report that contains information necessary for accreditation compliance.
This test is not NELAP accredited. Sample results relate only to the sample tested.

COMPOUND	CAS NO.	LAB FLAG [1]	CONC. FOUND	REPORTING LIMIT (RL)[2]	ION ABUND. RATIO	RRT
Naphthalene	91-20-3	K B J	10.1	2.92 (S)	0.10	1.006
Acenaphthylene	208-96-8	U		1.04 (S)		
Acenaphthene	83-32-9	J	13.8	1.77 (S)	1.12	1.048
Fluorene	86-73-7	U		1.84 (S)		
Phenanthrene	85-01-8		193	1.35 (S)	0.20	1.004
Anthracene	120-12-7	J	39.8	1.33 (S)	0.16	1.012
Fluoranthene	206-44-0		550	0.594 (S)	0.20	1.003
Pyrene	129-00-0		469	0.565 (S)	0.20	1.033
Benz[a]anthracene [3]	56-55-3		321	1.64 (S)	0.28	1.003
Chrysene [4]	218-01-9		358	1.77 (S)	0.30	1.003
Benzo[b]fluoranthene	205-99-2		401	2.54 (S)	0.22	1.004
Benzo[j,k]fluoranthenes			358	2.69 (S)	0.22	1.002
Benzo[e]pyrene	192-97-2		324	3.63 (S)	0.22	0.996
Benzo[a]pyrene	50-32-8		418	3.59 (S)	0.21	1.004
Perylene	198-55-0		120	3.83 (S)	0.21	1.004
Dibenz[a,h]anthracene [5]	53-70-3		73.1	2.55 (S)	0.15	1.004
Indeno[1,2,3-cd]pyrene	193-39-5		344	2.19 (S)	0.21	1.002
Benzo[ghi]perylene	191-24-2		316	1.86 (S)	0.22	1.003
2-Methylnaphthalene	91-57-6	B J	7.62	1.66 (S)	0.91	1.009
2,6-Dimethylnaphthalene	581-42-0	U		3.76 (S)		
2,3,5-Trimethylnaphthalene	2245-38-7	U		1.43 (S)		
1-Methylphenanthrene	832-69-9	J	12.4	1.65 (S)	0.64	1.112
Dibenzothiophene	132-65-0	K J	8.29	0.697 (S)	0.10	1.003

(1) Where applicable, custom lab flags have been used on this report; U = not detected at RL; K = peak detected but did not meet quantification criteria, result reported represents the estimated maximum possible concentration; B = analyte found in the associated blank and concentration in sample is less than 10X the concentration in the associated blank; J = concentration less than lowest calibration equivalent.
(2) Reporting Limit (Code): S = sample detection limit; M = method detection limit; L = lowest calibration level equivalent; Q = contract defined limit.
(3) May co-elute with Cyclopenta(cd)pyrene.
(4) May co-elute with Triphenylene.
(5) May co-elute with Dibenz[a,c]anthracene.

These data are validated and reported as accurate and in accord with AXYS Analytical Services Ltd. ISO17025 compliant quality assurance processes.
Signed: _____Celine Vaillant_____

For Axys Internal Use Only [XSL Template: Pest1A.xsl; Created: 03-Jun-2015 08:49:16; Application: XMLTransformer-1.14.12;
Report Filename: PAH_PAH_LO_LPAR_L23191-7_Form1A_PH5S1739.D_SJ1891185.html; Workgroup: WG51224; Design ID: 2591]

AXYS METHOD MLA-021 Rev 12

Form 2

ANALYSIS REPORT

CLIENT SAMPLE NO.
93 Bottom
Sample Collection:
N/A

AXYS ANALYTICAL SERVICES
2045 MILLS RD., SIDNEY, B.C., CANADA
V8L 5X2 TEL (250) 655-5800 FAX (250) 655-5811

Contract No.:	4765	**Lab Sample I.D.:**	L23191-7
Matrix:	TISSUE	**Sample Size:**	1.01 g (wet)
Sample Receipt Date:	13-May-2015	**Initial Calibration Date:**	19-Jan-2015
Extraction Date:	14-May-2015	**Instrument ID:**	LR GC/MS
Analysis Date:	28-May-2015 **Time:** 23:28:00	**GC Column ID:**	RTX5
Extract Volume (uL):	500	**Sample Data Filename:**	**PH5S1739.D**
Injection Volume (uL):	1.0	**Blank Data Filename:**	PH5S1735.D
Dilution Factor:	N/A	**Cal. Ver. Data Filename:**	PH5S1731.D
Concentration Units:	ng absolute	**% Moisture:**	8.40

This page is part of a total report that contains information necessary for accreditation compliance.
This test is not NELAP accredited. Sample results relate only to the sample tested.

LABELED COMPOUND	LAB FLAG [1]	SPIKE CONC.	CONC. FOUND	R(%) [2]	ION ABUND. RATIO	RRT
Naphthalene d-8		2000	843	42.2	0.09	0.605
2-Methylnaphthalene d-10		2000	923	46.1	0.17	0.754
2,6-Dimethylnaphthalene d-12		2020	1020	50.6	0.80	0.896
Acenaphthylene d-8		2000	1050	52.4	0.16	0.961
Dibenzothiophene d-8		2010	1140	56.6	0.09	0.791
Phenanthrene d-10		2010	1480	73.4	0.15	0.807
Fluoranthene d-10		2010	1650	82.3	0.18	0.971
Benzo[a]anthracene d-12		2000	1550	77.6	0.25	1.165
Chrysene d-12		2000	1650	82.5	0.27	1.170
Benzo[b]fluoranthene d-12		2020	1760	87.1	0.21	0.958
Benzo[k]fluoranthene d-12		2010	1780	88.9	0.21	0.962
Benzo[a]pyrene d-12		2010	1710	85.2	0.21	1.008
Perylene d-12		2010	1670	83.1	0.26	1.024
Dibenzo[a,h]anthracene d-14		2000	1610	80.3	0.31	1.211
Indeno[1,2,3-cd]pyrene d-12		2000	1620	80.8	0.18	1.207
Benzo[ghi]perylene d-12		2010	1640	81.7	0.20	1.238

(1) Where applicable, custom lab flags have been used on this report.
(2) R% = percent recovery.

These data are validated and reported as accurate and in accord with AXYS Analytical Services Ltd. ISO17025 compliant quality assurance processes.
Signed: _____Celine Vaillant_____

For Axys Internal Use Only [XSL Template: Pest2.xsl; Created: 03-Jun-2015 08:49:16; Application: XMLTransformer-1.14.12;
Report Filename: PAH_PAH_LO_LPAR_L23191-7_Form2_PH5S1739.D_SJ1891185.html; Workgroup: WG51224; Design ID: 2591]

AXYS METHOD MLA-021 Rev 12

Form 1A
ANALYSIS REPORT

CLIENT SAMPLE NO.
119 Top
Sample Collection:
N/A

AXYS ANALYTICAL SERVICES
2045 MILLS RD., SIDNEY, B.C., CANADA
V8L 5X2 TEL (250) 655-5800 FAX (250) 655-5811

Contract No.:	4765	**Lab Sample I.D.:**	L23191-11
Matrix:	TISSUE	**Sample Size:**	1.01 g (wet)
Sample Receipt Date:	13-May-2015	**Initial Calibration Date:**	19-Jan-2015
Extraction Date:	14-May-2015	**Instrument ID:**	LR GC/MS
Analysis Date:	29-May-2015 **Time:** 00:17:00	**GC Column ID:**	RTX5
Extract Volume (uL):	500	**Sample Data Filename:**	**PH5S1740.D**
Injection Volume (uL):	1.0	**Blank Data Filename:**	PH5S1735.D
Dilution Factor:	N/A	**Cal. Ver. Data Filename:**	PH5S1731.D
Concentration Units:	ng/g (wet weight basis)	**% Moisture:**	9.17

This page is part of a total report that contains information necessary for accreditation compliance.
This test is not NELAP accredited. Sample results relate only to the sample tested.

COMPOUND	CAS NO.	LAB FLAG [1]	CONC. FOUND	REPORTING LIMIT (RL)[2]	ION ABUND. RATIO	RRT
Naphthalene	91-20-3	K B J	7.86	2.43 (S)	0.12	1.006
Acenaphthylene	208-96-8	U		0.943 (S)		
Acenaphthene	83-32-9	J	10.9	1.60 (S)	1.21	1.048
Fluorene	86-73-7	U		0.843 (S)		
Phenanthrene	85-01-8		151	1.94 (S)	0.20	1.004
Anthracene	120-12-7	J	22.9	1.91 (S)	0.17	1.012
Fluoranthene	206-44-0		426	1.11 (S)	0.20	1.002
Pyrene	129-00-0		374	1.06 (S)	0.21	1.032
Benz[a]anthracene [3]	56-55-3		254	0.660 (S)	0.27	1.003
Chrysene [4]	218-01-9		280	0.724 (S)	0.31	1.003
Benzo[b]fluoranthene	205-99-2		297	1.37 (S)	0.23	1.004
Benzo[j,k]fluoranthenes			287	1.40 (S)	0.24	1.002
Benzo[e]pyrene	192-97-2		257	1.88 (S)	0.22	0.996
Benzo[a]pyrene	50-32-8		329	1.86 (S)	0.21	1.004
Perylene	198-55-0		93.5	2.10 (S)	0.21	1.004
Dibenz[a,h]anthracene [5]	53-70-3		61.4	3.36 (S)	0.13	1.004
Indeno[1,2,3-cd]pyrene	193-39-5		274	2.00 (S)	0.22	1.003
Benzo[ghi]perylene	191-24-2		262	1.81 (S)	0.21	1.003
2-Methylnaphthalene	91-57-6	B J	7.48	1.31 (S)	1.00	1.010
2,6-Dimethylnaphthalene	581-42-0	U		4.58 (S)		
2,3,5-Trimethylnaphthalene	2245-38-7	U		1.83 (S)		
1-Methylphenanthrene	832-69-9	J	10.1	1.75 (S)	0.51	1.112
Dibenzothiophene	132-65-0	K B J	5.87	0.853 (S)	0.12	1.003

(1) Where applicable, custom lab flags have been used on this report; U = not detected at RL; K = peak detected but did not meet quantification criteria, result reported represents the estimated maximum possible concentration; B = analyte found in the associated blank and concentration in sample is less than 10X the concentration in the associated blank; J = concentration less than lowest calibration equivalent.
(2) Reporting Limit (Code): S = sample detection limit; M = method detection limit; L = lowest calibration level equivalent; Q = contract defined limit.
(3) May co-elute with Cyclopenta(cd)pyrene.
(4) May co-elute with Triphenylene.
(5) May co-elute with Dibenz[a,c]anthracene.

These data are validated and reported as accurate and in accord with AXYS Analytical Services Ltd. ISO17025 compliant quality assurance processes.
Signed: _____Celine Vaillant_____

For Axys Internal Use Only [XSL Template: Pest1A.xsl; Created: 03-Jun-2015 08:49:16; Application: XMLTransformer-1.14.12;
Report Filename: PAH_PAH_LO_LPAR_L23191-11_Form1A_PH5S1740.D_SJ1891186.html; Workgroup: WG51224; Design ID: 2591]

AXYS METHOD MLA-021 Rev 12

Form 2

ANALYSIS REPORT

CLIENT SAMPLE NO.
119 Top
Sample Collection:
N/A

AXYS ANALYTICAL SERVICES
2045 MILLS RD., SIDNEY, B.C., CANADA
V8L 5X2 TEL (250) 655-5800 FAX (250) 655-5811

Contract No.:	4765	**Lab Sample I.D.:**	L23191-11
Matrix:	TISSUE	**Sample Size:**	1.01 g (wet)
Sample Receipt Date:	13-May-2015	**Initial Calibration Date:**	19-Jan-2015
Extraction Date:	14-May-2015	**Instrument ID:**	LR GC/MS
Analysis Date:	29-May-2015 **Time:** 00:17:00	**GC Column ID:**	RTX5
Extract Volume (uL):	500	**Sample Data Filename:**	**PH5S1740.D**
Injection Volume (uL):	1.0	**Blank Data Filename:**	PH5S1735.D
Dilution Factor:	N/A	**Cal. Ver. Data Filename:**	PH5S1731.D
Concentration Units:	ng absolute	**% Moisture:**	9.17

This page is part of a total report that contains information necessary for accreditation compliance.
This test is not NELAP accredited. Sample results relate only to the sample tested.

LABELED COMPOUND	LAB FLAG [1]	SPIKE CONC.	CONC. FOUND	R(%) [2]	ION ABUND. RATIO	RRT
Naphthalene d-8		2000	975	48.7	0.08	0.605
2-Methylnaphthalene d-10		2000	1060	52.9	0.17	0.754
2,6-Dimethylnaphthalene d-12		2020	1110	55.3	0.81	0.896
Acenaphthylene d-8		2000	1090	54.4	0.15	0.961
Dibenzothiophene d-8		2010	1030	51.0	0.09	0.791
Phenanthrene d-10		2010	1260	62.8	0.15	0.807
Fluoranthene d-10		2010	1350	67.6	0.18	0.971
Benzo[a]anthracene d-12		2000	1260	62.9	0.25	1.165
Chrysene d-12		2000	1340	67.2	0.27	1.170
Benzo[b]fluoranthene d-12		2020	1370	67.6	0.22	0.958
Benzo[k]fluoranthene d-12		2010	1380	69.0	0.20	0.962
Benzo[a]pyrene d-12		2010	1350	67.2	0.21	1.008
Perylene d-12		2010	1300	64.5	0.26	1.023
Dibenzo[a,h]anthracene d-14		2000	1260	63.2	0.31	1.211
Indeno[1,2,3-cd]pyrene d-12		2000	1260	62.8	0.18	1.207
Benzo[ghi]perylene d-12		2010	1260	62.8	0.20	1.238

(1) Where applicable, custom lab flags have been used on this report.
(2) R% = percent recovery.

These data are validated and reported as accurate and in accord with AXYS Analytical Services Ltd. ISO17025 compliant quality assurance processes.
Signed: _____Celine Vaillant_____

For Axys Internal Use Only [XSL Template: Pest2.xsl; Created: 03-Jun-2015 08:49:16; Application: XMLTransformer-1.14.12;
Report Filename: PAH_PAH_LO_LPAR_L23191-11_Form2_PH5S1740.D_SJ1891186.html; Workgroup: WG51224; Design ID: 2591]

AXYS METHOD MLA-021 Rev 12

Form 1A
ANALYSIS REPORT

CLIENT SAMPLE NO.
121 Middle
Sample Collection:
N/A

AXYS ANALYTICAL SERVICES
2045 MILLS RD., SIDNEY, B.C., CANADA
V8L 5X2 TEL (250) 655-5800 FAX (250) 655-5811

Contract No.:	4765	**Lab Sample I.D.:**	L23191-12
Matrix:	TISSUE	**Sample Size:**	1.01 g (wet)
Sample Receipt Date:	13-May-2015	**Initial Calibration Date:**	19-Jan-2015
Extraction Date:	14-May-2015	**Instrument ID:**	LR GC/MS
Analysis Date:	29-May-2015 **Time:** 01:06:00	**GC Column ID:**	RTX5
Extract Volume (uL):	500	**Sample Data Filename:**	**PH5S1741.D**
Injection Volume (uL):	1.0	**Blank Data Filename:**	PH5S1735.D
Dilution Factor:	N/A	**Cal. Ver. Data Filename:**	PH5S1731.D
Concentration Units:	ng/g (wet weight basis)	**% Moisture:**	8.47

This page is part of a total report that contains information necessary for accreditation compliance.
This test is not NELAP accredited. Sample results relate only to the sample tested.

COMPOUND	CAS NO.	LAB FLAG [1]	CONC. FOUND	REPORTING LIMIT (RL)[2]	ION ABUND. RATIO	RRT
Naphthalene	91-20-3	K B J	8.17	2.73 (S)	0.11	1.007
Acenaphthylene	208-96-8	U		1.09 (S)		
Acenaphthene	83-32-9	J	11.4	2.89 (S)	1.08	1.048
Fluorene	86-73-7	U		1.49 (S)		
Phenanthrene	85-01-8		138	0.682 (S)	0.20	1.004
Anthracene	120-12-7	J	26.9	0.671 (S)	0.17	1.012
Fluoranthene	206-44-0		400	0.599 (S)	0.20	1.002
Pyrene	129-00-0		330	0.570 (S)	0.21	1.032
Benz[a]anthracene [3]	56-55-3		241	1.34 (S)	0.28	1.003
Chrysene [4]	218-01-9		268	1.40 (S)	0.30	1.003
Benzo[b]fluoranthene	205-99-2		287	1.41 (S)	0.22	1.004
Benzo[j,k]fluoranthenes			271	1.51 (S)	0.23	1.002
Benzo[e]pyrene	192-97-2		244	1.99 (S)	0.21	0.996
Benzo[a]pyrene	50-32-8		310	1.97 (S)	0.22	1.004
Perylene	198-55-0		89.4	2.21 (S)	0.21	1.004
Dibenz[a,h]anthracene [5]	53-70-3		58.2	1.74 (S)	0.14	1.004
Indeno[1,2,3-cd]pyrene	193-39-5		257	1.77 (S)	0.22	1.003
Benzo[ghi]perylene	191-24-2		240	1.61 (S)	0.22	1.003
2-Methylnaphthalene	91-57-6	B J	6.54	2.30 (S)	0.92	1.009
2,6-Dimethylnaphthalene	581-42-0	U		4.35 (S)		
2,3,5-Trimethylnaphthalene	2245-38-7	K J	6.02	1.72 (S)	0.32	1.232
1-Methylphenanthrene	832-69-9	J	8.18	1.71 (S)	0.62	1.112
Dibenzothiophene	132-65-0	K B J	6.55	0.899 (S)	0.13	1.003

(1) Where applicable, custom lab flags have been used on this report; U = not detected at RL; K = peak detected but did not meet quantification criteria, result reported represents the estimated maximum possible concentration; B = analyte found in the associated blank and concentration in sample is less than 10X the concentration in the associated blank; J = concentration less than lowest calibration equivalent.
(2) Reporting Limit (Code): S = sample detection limit; M = method detection limit; L = lowest calibration level equivalent; Q = contract defined limit.
(3) May co-elute with Cyclopenta(cd)pyrene.
(4) May co-elute with Triphenylene.
(5) May co-elute with Dibenz[a,c]anthracene.

These data are validated and reported as accurate and in accord with AXYS Analytical Services Ltd. ISO17025 compliant quality assurance processes.
Signed: _____Celine Vaillant_____

For Axys Internal Use Only [XSL Template: Pest1A.xsl; Created: 03-Jun-2015 08:49:16; Application: XMLTransformer-1.14.12;
Report Filename: PAH_PAH_LO_LPAR_L23191-12_Form1A_PH5S1741.D_SJ1891187.html; Workgroup: WG51224; Design ID: 2591]

AXYS METHOD MLA-021 Rev 12

Form 2

ANALYSIS REPORT

CLIENT SAMPLE NO.
121 Middle
Sample Collection:
N/A

AXYS ANALYTICAL SERVICES
2045 MILLS RD., SIDNEY, B.C., CANADA
V8L 5X2 TEL (250) 655-5800 FAX (250) 655-5811

Contract No.:	4765	**Lab Sample I.D.:**	L23191-12
Matrix:	TISSUE	**Sample Size:**	1.01 g (wet)
Sample Receipt Date:	13-May-2015	**Initial Calibration Date:**	19-Jan-2015
Extraction Date:	14-May-2015	**Instrument ID:**	LR GC/MS
Analysis Date:	29-May-2015 **Time:** 01:06:00	**GC Column ID:**	RTX5
Extract Volume (uL):	500	**Sample Data Filename:**	**PH5S1741.D**
Injection Volume (uL):	1.0	**Blank Data Filename:**	PH5S1735.D
Dilution Factor:	N/A	**Cal. Ver. Data Filename:**	PH5S1731.D
Concentration Units:	ng absolute	**% Moisture:**	8.47

This page is part of a total report that contains information necessary for accreditation compliance.
This test is not NELAP accredited. Sample results relate only to the sample tested.

LABELED COMPOUND	LAB FLAG [1]	SPIKE CONC.	CONC. FOUND	R(%) [2]	ION ABUND. RATIO	RRT
Naphthalene d-8		2000	810	40.5	0.08	0.605
2-Methylnaphthalene d-10		2000	906	45.3	0.17	0.754
2,6-Dimethylnaphthalene d-12		2020	996	49.4	0.81	0.896
Acenaphthylene d-8		2000	1020	51.0	0.16	0.961
Dibenzothiophene d-8		2010	1190	59.3	0.09	0.791
Phenanthrene d-10		2010	1510	75.2	0.15	0.807
Fluoranthene d-10		2010	1680	83.9	0.18	0.971
Benzo[a]anthracene d-12		2000	1580	79.0	0.25	1.165
Chrysene d-12		2000	1660	82.9	0.27	1.170
Benzo[b]fluoranthene d-12		2020	1680	83.0	0.21	0.958
Benzo[k]fluoranthene d-12		2010	1700	84.7	0.21	0.962
Benzo[a]pyrene d-12		2010	1630	81.2	0.21	1.008
Perylene d-12		2010	1560	77.7	0.26	1.023
Dibenzo[a,h]anthracene d-14		2000	1500	74.9	0.30	1.211
Indeno[1,2,3-cd]pyrene d-12		2000	1500	75.2	0.19	1.207
Benzo[ghi]perylene d-12		2010	1510	75.3	0.20	1.238

(1) Where applicable, custom lab flags have been used on this report.
(2) R% = percent recovery.

These data are validated and reported as accurate and in accord with AXYS Analytical Services Ltd. ISO17025 compliant quality assurance processes.
Signed: _____Celine Vaillant_____

For Axys Internal Use Only [XSL Template: Pest2.xsl; Created: 03-Jun-2015 08:49:16; Application: XMLTransformer-1.14.12;
Report Filename: PAH_PAH_LO_LPAR_L23191-12_Form2_PH5S1741.D_SJ1891187.html; Workgroup: WG51224; Design ID: 2591]

AXYS METHOD MLA-021 Rev 12

Form 1A
ANALYSIS REPORT

CLIENT SAMPLE NO.
123 Bottom
Sample Collection:
N/A

AXYS ANALYTICAL SERVICES
2045 MILLS RD., SIDNEY, B.C., CANADA
V8L 5X2 TEL (250) 655-5800 FAX (250) 655-5811

Contract No.:	4765	**Lab Sample I.D.:**	L23191-13
Matrix:	TISSUE	**Sample Size:**	1.02 g (wet)
Sample Receipt Date:	13-May-2015	**Initial Calibration Date:**	19-Jan-2015
Extraction Date:	14-May-2015	**Instrument ID:**	LR GC/MS
Analysis Date:	29-May-2015 **Time:** 01:55:00	**GC Column ID:**	RTX5
Extract Volume (uL):	500	**Sample Data Filename:**	**PH5S1742.D**
Injection Volume (uL):	1.0	**Blank Data Filename:**	PH5S1735.D
Dilution Factor:	N/A	**Cal. Ver. Data Filename:**	PH5S1731.D
Concentration Units:	ng/g (wet weight basis)	**% Moisture:**	8.18

This page is part of a total report that contains information necessary for accreditation compliance.
This test is not NELAP accredited. Sample results relate only to the sample tested.

COMPOUND	CAS NO.	LAB FLAG [1]	CONC. FOUND	REPORTING LIMIT (RL)[2]	ION ABUND. RATIO	RRT
Naphthalene	91-20-3	K B J	8.03	2.33 (S)	0.13	1.006
Acenaphthylene	208-96-8	U		0.884 (S)		
Acenaphthene	83-32-9	J	9.98	1.17 (S)	1.27	1.048
Fluorene	86-73-7	J	1.37	1.27 (S)	1.22	0.844
Phenanthrene	85-01-8		141	1.83 (S)	0.19	1.004
Anthracene	120-12-7	J	30.2	1.80 (S)	0.16	1.012
Fluoranthene	206-44-0		402	1.06 (S)	0.20	1.002
Pyrene	129-00-0		326	1.01 (S)	0.20	1.032
Benz[a]anthracene [3]	56-55-3		239	1.56 (S)	0.28	1.003
Chrysene [4]	218-01-9		269	1.76 (S)	0.30	1.003
Benzo[b]fluoranthene	205-99-2		277	1.42 (S)	0.23	1.004
Benzo[j,k]fluoranthenes			281	1.54 (S)	0.22	1.002
Benzo[e]pyrene	192-97-2		240	2.04 (S)	0.21	0.996
Benzo[a]pyrene	50-32-8		311	2.02 (S)	0.22	1.004
Perylene	198-55-0		89.5	2.19 (S)	0.22	1.004
Dibenz[a,h]anthracene [5]	53-70-3		58.7	1.94 (S)	0.14	1.004
Indeno[1,2,3-cd]pyrene	193-39-5		260	1.85 (S)	0.22	1.003
Benzo[ghi]perylene	191-24-2		235	1.63 (S)	0.22	1.003
2-Methylnaphthalene	91-57-6	B J	7.71	1.42 (S)	0.87	1.009
2,6-Dimethylnaphthalene	581-42-0	U		3.92 (S)		
2,3,5-Trimethylnaphthalene	2245-38-7	U		1.37 (S)		
1-Methylphenanthrene	832-69-9	J	8.76	2.04 (S)	0.71	1.112
Dibenzothiophene	132-65-0	K B J	6.51	3.00 (S)	0.11	1.003

(1) Where applicable, custom lab flags have been used on this report; U = not detected at RL; K = peak detected but did not meet quantification criteria, result reported represents the estimated maximum possible concentration; B = analyte found in the associated blank and concentration in sample is less than 10X the concentration in the associated blank; J = concentration less than lowest calibration equivalent.
(2) Reporting Limit (Code): S = sample detection limit; M = method detection limit; L = lowest calibration level equivalent; Q = contract defined limit.
(3) May co-elute with Cyclopenta(cd)pyrene.
(4) May co-elute with Triphenylene.
(5) May co-elute with Dibenz[a,c]anthracene.

These data are validated and reported as accurate and in accord with AXYS Analytical Services Ltd. ISO17025 compliant quality assurance processes.
Signed: _____Celine Vaillant_____

For Axys Internal Use Only [XSL Template: Pest1A.xsl; Created: 03-Jun-2015 08:49:16; Application: XMLTransformer-1.14.12;
Report Filename: PAH_PAH_LO_LPAR_L23191-13_Form1A_PH5S1742.D_SJ1891188.html; Workgroup: WG51224; Design ID: 2591]

AXYS METHOD MLA-021 Rev 12

Form 2

ANALYSIS REPORT

CLIENT SAMPLE NO.
123 Bottom
Sample Collection:
N/A

AXYS ANALYTICAL SERVICES
2045 MILLS RD., SIDNEY, B.C., CANADA
V8L 5X2 TEL (250) 655-5800 FAX (250) 655-5811

Contract No.:	4765	**Lab Sample I.D.:**	L23191-13
Matrix:	TISSUE	**Sample Size:**	1.02 g (wet)
Sample Receipt Date:	13-May-2015	**Initial Calibration Date:**	19-Jan-2015
Extraction Date:	14-May-2015	**Instrument ID:**	LR GC/MS
Analysis Date:	29-May-2015 **Time:** 01:55:00	**GC Column ID:**	RTX5
Extract Volume (uL):	500	**Sample Data Filename:**	**PH5S1742.D**
Injection Volume (uL):	1.0	**Blank Data Filename:**	PH5S1735.D
Dilution Factor:	N/A	**Cal. Ver. Data Filename:**	PH5S1731.D
Concentration Units:	ng absolute	**% Moisture:**	8.18

This page is part of a total report that contains information necessary for accreditation compliance.
This test is not NELAP accredited. Sample results relate only to the sample tested.

LABELED COMPOUND	LAB FLAG [1]	SPIKE CONC.	CONC. FOUND	R(%) [2]	ION ABUND. RATIO	RRT
Naphthalene d-8		2000	1090	54.4	0.09	0.605
2-Methylnaphthalene d-10		2000	1150	57.6	0.17	0.754
2,6-Dimethylnaphthalene d-12		2020	1250	62.1	0.80	0.896
Acenaphthylene d-8		2000	1260	63.1	0.16	0.961
Dibenzothiophene d-8		2010	1260	62.7	0.09	0.791
Phenanthrene d-10		2010	1590	79.4	0.15	0.807
Fluoranthene d-10		2010	1650	82.3	0.18	0.971
Benzo[a]anthracene d-12		2000	1490	74.4	0.25	1.165
Chrysene d-12		2000	1590	79.6	0.27	1.170
Benzo[b]fluoranthene d-12		2020	1640	81.4	0.21	0.958
Benzo[k]fluoranthene d-12		2010	1640	82.0	0.21	0.962
Benzo[a]pyrene d-12		2010	1590	79.4	0.21	1.008
Perylene d-12		2010	1540	76.5	0.26	1.023
Dibenzo[a,h]anthracene d-14		2000	1470	73.6	0.30	1.211
Indeno[1,2,3-cd]pyrene d-12		2000	1470	73.6	0.19	1.207
Benzo[ghi]perylene d-12		2010	1500	74.6	0.20	1.238

(1) Where applicable, custom lab flags have been used on this report.
(2) R% = percent recovery.

These data are validated and reported as accurate and in accord with AXYS Analytical Services Ltd. ISO17025 compliant quality assurance processes.
Signed: _____Celine Vaillant_____

For Axys Internal Use Only [XSL Template: Pest2.xsl; Created: 03-Jun-2015 08:49:16; Application: XMLTransformer-1.14.12;
Report Filename: PAH_PAH_LO_LPAR_L23191-13_Form2_PH5S1742.D_SJ1891188.html; Workgroup: WG51224; Design ID: 2591]

AXYS METHOD MLA-021 Rev 12

Form 1A
ANALYSIS REPORT

CLIENT SAMPLE NO.
101 Top
Sample Collection:
N/A

AXYS ANALYTICAL SERVICES
2045 MILLS RD., SIDNEY, B.C., CANADA
V8L 5X2 TEL (250) 655-5800 FAX (250) 655-5811

Contract No.:	4765	**Lab Sample I.D.:**	L23192-4
Matrix:	TISSUE	**Sample Size:**	1.00 g (wet)
Sample Receipt Date:	13-May-2015	**Initial Calibration Date:**	19-Jan-2015
Extraction Date:	14-May-2015	**Instrument ID:**	LR GC/MS
Analysis Date:	29-May-2015 **Time:** 02:44:00	**GC Column ID:**	RTX5
Extract Volume (uL):	500	**Sample Data Filename:**	**PH5S1743.D**
Injection Volume (uL):	1.0	**Blank Data Filename:**	PH5S1735.D
Dilution Factor:	N/A	**Cal. Ver. Data Filename:**	PH5S1731.D
Concentration Units:	ng/g (wet weight basis)	**% Moisture:**	8.04

This page is part of a total report that contains information necessary for accreditation compliance.
This test is not NELAP accredited. Sample results relate only to the sample tested.

COMPOUND	CAS NO.	LAB FLAG [1]	CONC. FOUND	REPORTING LIMIT (RL)[2]	ION ABUND. RATIO	RRT
Naphthalene	91-20-3	B J	34.3	2.52 (S)	0.08	1.006
Acenaphthylene	208-96-8	J	1.15	0.997 (S)	0.22	1.003
Acenaphthene	83-32-9		65.8	3.04 (S)	1.17	1.048
Fluorene	86-73-7	J	15.6	2.78 (S)	1.09	0.844
Phenanthrene	85-01-8		1030	1.05 (S)	0.19	1.004
Anthracene	120-12-7		196	1.04 (S)	0.15	1.012
Fluoranthene	206-44-0		3060	1.76 (S)	0.20	1.002
Pyrene	129-00-0		2540	1.68 (S)	0.21	1.032
Benz[a]anthracene [3]	56-55-3		1880	2.64 (S)	0.28	1.003
Chrysene [4]	218-01-9		2150	2.62 (S)	0.31	1.003
Benzo[b]fluoranthene	205-99-2		2360	5.10 (S)	0.22	1.004
Benzo[j,k]fluoranthenes			2100	5.19 (S)	0.22	1.002
Benzo[e]pyrene	192-97-2		2220	7.95 (S)	0.22	0.996
Benzo[a]pyrene	50-32-8		2440	7.87 (S)	0.22	1.004
Perylene	198-55-0		702	8.15 (S)	0.22	1.004
Dibenz[a,h]anthracene [5]	53-70-3		433	7.92 (S)	0.14	1.004
Indeno[1,2,3-cd]pyrene	193-39-5		1880	7.08 (S)	0.21	1.003
Benzo[ghi]perylene	191-24-2		1810	6.23 (S)	0.21	1.003
2-Methylnaphthalene	91-57-6	B J	15.5	2.07 (S)	0.95	1.010
2,6-Dimethylnaphthalene	581-42-0	K J	5.13	3.57 (S)	0.49	1.012
2,3,5-Trimethylnaphthalene	2245-38-7	K J	7.68	1.79 (S)	0.63	1.232
1-Methylphenanthrene	832-69-9		61.6	3.09 (S)	0.59	1.111
Dibenzothiophene	132-65-0	J	42.0	1.25 (S)	0.10	1.003

(1) Where applicable, custom lab flags have been used on this report; K = peak detected but did not meet quantification criteria, result reported represents the estimated maximum possible concentration; B = analyte found in the associated blank and concentration in sample is less than 10X the concentration in the associated blank; J = concentration less than lowest calibration equivalent.
(2) Reporting Limit (Code): S = sample detection limit; M = method detection limit; L = lowest calibration level equivalent; Q = contract defined limit.
(3) May co-elute with Cyclopenta(cd)pyrene.
(4) May co-elute with Triphenylene.
(5) May co-elute with Dibenz[a,c]anthracene.

These data are validated and reported as accurate and in accord with AXYS Analytical Services Ltd. ISO17025 compliant quality assurance processes.
Signed: _____Celine Vaillant_____

For Axys Internal Use Only [XSL Template: Pest1A.xsl; Created: 03-Jun-2015 08:49:16; Application: XMLTransformer-1.14.12;
Report Filename: PAH_PAH_LO_LPAR_L23192-4_Form1A_PH5S1743.D_SJ1891189.html; Workgroup: WG51224; Design ID: 2591]

AXYS METHOD MLA-021 Rev 12

Form 2

ANALYSIS REPORT

CLIENT SAMPLE NO.
101 Top
Sample Collection:
N/A

AXYS ANALYTICAL SERVICES
2045 MILLS RD., SIDNEY, B.C., CANADA
V8L 5X2 TEL (250) 655-5800 FAX (250) 655-5811

Contract No.:	4765	**Lab Sample I.D.:**	L23192-4
Matrix:	TISSUE	**Sample Size:**	1.00 g (wet)
Sample Receipt Date:	13-May-2015	**Initial Calibration Date:**	19-Jan-2015
Extraction Date:	14-May-2015	**Instrument ID:**	LR GC/MS
Analysis Date:	29-May-2015 **Time:** 02:44:00	**GC Column ID:**	RTX5
Extract Volume (uL):	500	**Sample Data Filename:**	**PH5S1743.D**
Injection Volume (uL):	1.0	**Blank Data Filename:**	PH5S1735.D
Dilution Factor:	N/A	**Cal. Ver. Data Filename:**	PH5S1731.D
Concentration Units:	ng absolute	**% Moisture:**	8.04

This page is part of a total report that contains information necessary for accreditation compliance.
This test is not NELAP accredited. Sample results relate only to the sample tested.

LABELED COMPOUND	LAB FLAG [1]	SPIKE CONC.	CONC. FOUND	R(%) [2]	ION ABUND. RATIO	RRT
Naphthalene d-8		2000	985	49.3	0.09	0.605
2-Methylnaphthalene d-10		2000	1100	54.9	0.17	0.754
2,6-Dimethylnaphthalene d-12		2020	1230	60.8	0.81	0.896
Acenaphthylene d-8		2000	1220	61.2	0.16	0.961
Dibenzothiophene d-8		2010	1160	57.7	0.09	0.791
Phenanthrene d-10		2010	1540	76.6	0.15	0.807
Fluoranthene d-10		2010	1650	82.2	0.18	0.971
Benzo[a]anthracene d-12		2000	1520	76.0	0.25	1.165
Chrysene d-12		2000	1640	82.0	0.27	1.170
Benzo[b]fluoranthene d-12		2020	1620	80.3	0.22	0.958
Benzo[k]fluoranthene d-12		2010	1710	85.2	0.21	0.962
Benzo[a]pyrene d-12		2010	1430	71.1	0.21	1.008
Perylene d-12		2010	1460	72.8	0.26	1.023
Dibenzo[a,h]anthracene d-14		2000	1540	77.0	0.30	1.211
Indeno[1,2,3-cd]pyrene d-12		2000	1560	78.1	0.19	1.207
Benzo[ghi]perylene d-12		2010	1570	78.1	0.20	1.238

(1) Where applicable, custom lab flags have been used on this report.
(2) R% = percent recovery.

These data are validated and reported as accurate and in accord with AXYS Analytical Services Ltd. ISO17025 compliant quality assurance processes.
Signed: _____Celine Vaillant_____

For Axys Internal Use Only [XSL Template: Pest2.xsl; Created: 03-Jun-2015 08:49:16; Application: XMLTransformer-1.14.12;
Report Filename: PAH_PAH_LO_LPAR_L23192-4_Form2_PH5S1743.D_SJ1891189.html; Workgroup: WG51224; Design ID: 2591]

AXYS METHOD MLA-021 Rev 12

Form 1A

ANALYSIS REPORT

CLIENT SAMPLE NO.
103 Middle
Sample Collection:
N/A

AXYS ANALYTICAL SERVICES
2045 MILLS RD., SIDNEY, B.C., CANADA
V8L 5X2 TEL (250) 655-5800 FAX (250) 655-5811

Contract No.:	4765	**Lab Sample I.D.:**	L23192-5
Matrix:	TISSUE	**Sample Size:**	1.01 g (wet)
Sample Receipt Date:	13-May-2015	**Initial Calibration Date:**	19-Jan-2015
Extraction Date:	14-May-2015	**Instrument ID:**	LR GC/MS
Analysis Date:	29-May-2015 **Time:** 06:19:00	**GC Column ID:**	RTX5
Extract Volume (uL):	500	**Sample Data Filename:**	**PH5S1748.D**
Injection Volume (uL):	1.0	**Blank Data Filename:**	PH5S1735.D
Dilution Factor:	N/A	**Cal. Ver. Data Filename:**	PH5S1745.D
Concentration Units:	ng/g (wet weight basis)	**% Moisture:**	10.2

This page is part of a total report that contains information necessary for accreditation compliance.
This test is not NELAP accredited. Sample results relate only to the sample tested.

COMPOUND	CAS NO.	LAB FLAG [1]	CONC. FOUND	REPORTING LIMIT (RL)[2]	ION ABUND. RATIO	RRT
Naphthalene	91-20-3		56.3	2.24 (S)	0.08	1.006
Acenaphthylene	208-96-8	U		1.05 (S)		
Acenaphthene	83-32-9		86.8	2.82 (S)	1.18	1.048
Fluorene	86-73-7	J	24.6	2.64 (S)	1.04	0.844
Phenanthrene	85-01-8		1500	0.804 (S)	0.19	1.004
Anthracene	120-12-7		308	0.791 (S)	0.18	1.012
Fluoranthene	206-44-0		4000	1.86 (S)	0.20	1.002
Pyrene	129-00-0		3260	1.76 (S)	0.21	1.032
Benz[a]anthracene [3]	56-55-3		2300	4.10 (S)	0.28	1.003
Chrysene [4]	218-01-9		2640	4.27 (S)	0.31	1.003
Benzo[b]fluoranthene	205-99-2		2830	7.46 (S)	0.22	1.004
Benzo[j,k]fluoranthenes			2280	7.34 (S)	0.23	1.002
Benzo[e]pyrene	192-97-2		2290	10.1 (S)	0.23	0.996
Benzo[a]pyrene	50-32-8		2860	10.0 (S)	0.21	1.004
Perylene	198-55-0		816	11.0 (S)	0.22	1.004
Dibenz[a,h]anthracene [5]	53-70-3		494	10.4 (S)	0.14	1.004
Indeno[1,2,3-cd]pyrene	193-39-5		2180	10.3 (S)	0.21	1.003
Benzo[ghi]perylene	191-24-2		2110	9.23 (S)	0.22	1.003
2-Methylnaphthalene	91-57-6	B J	22.2	1.50 (S)	0.93	1.010
2,6-Dimethylnaphthalene	581-42-0	K J	4.83	3.29 (S)	0.48	1.013
2,3,5-Trimethylnaphthalene	2245-38-7	J	3.68	1.74 (S)	0.87	1.232
1-Methylphenanthrene	832-69-9		88.6	2.00 (S)	0.63	1.111
Dibenzothiophene	132-65-0		62.2	0.985 (S)	0.09	1.003

(1) Where applicable, custom lab flags have been used on this report; U = not detected at RL; K = peak detected but did not meet quantification criteria, result reported represents the estimated maximum possible concentration; B = analyte found in the associated blank and concentration in sample is less than 10X the concentration in the associated blank; J = concentration less than lowest calibration equivalent.
(2) Reporting Limit (Code): S = sample detection limit; M = method detection limit; L = lowest calibration level equivalent; Q = contract defined limit.
(3) May co-elute with Cyclopenta(cd)pyrene.
(4) May co-elute with Triphenylene.
(5) May co-elute with Dibenz[a,c]anthracene.

These data are validated and reported as accurate and in accord with AXYS Analytical Services Ltd. ISO17025 compliant quality assurance processes.
Signed: _____Celine Vaillant_____

For Axys Internal Use Only [XSL Template: Pest1A.xsl; Created: 03-Jun-2015 08:49:16; Application: XMLTransformer-1.14.12;
Report Filename: PAH_PAH_LO_LPAR_L23192-5_Form1A_PH5S1748.D_SJ1891190.html; Workgroup: WG51224; Design ID: 2591]

AXYS METHOD MLA-021 Rev 12

Form 2

ANALYSIS REPORT

CLIENT SAMPLE NO.
103 Middle
Sample Collection:
N/A

AXYS ANALYTICAL SERVICES
2045 MILLS RD., SIDNEY, B.C., CANADA
V8L 5X2 TEL (250) 655-5800 FAX (250) 655-5811

Contract No.:	4765	**Lab Sample I.D.:**	L23192-5
Matrix:	TISSUE	**Sample Size:**	1.01 g (wet)
Sample Receipt Date:	13-May-2015	**Initial Calibration Date:**	19-Jan-2015
Extraction Date:	14-May-2015	**Instrument ID:**	LR GC/MS
Analysis Date:	29-May-2015 **Time:** 06:19:00	**GC Column ID:**	RTX5
Extract Volume (uL):	500	**Sample Data Filename:**	**PH5S1748.D**
Injection Volume (uL):	1.0	**Blank Data Filename:**	PH5S1735.D
Dilution Factor:	N/A	**Cal. Ver. Data Filename:**	PH5S1745.D
Concentration Units:	ng absolute	**% Moisture:**	10.2

This page is part of a total report that contains information necessary for accreditation compliance.
This test is not NELAP accredited. Sample results relate only to the sample tested.

LABELED COMPOUND	LAB FLAG [1]	SPIKE CONC.	CONC. FOUND	R(%) [2]	ION ABUND. RATIO	RRT
Naphthalene d-8		2000	924	46.2	0.09	0.607
2-Methylnaphthalene d-10		2000	1010	50.5	0.17	0.754
2,6-Dimethylnaphthalene d-12		2020	1090	54.1	0.81	0.896
Acenaphthylene d-8		2000	1080	53.9	0.16	0.961
Dibenzothiophene d-8		2010	1280	63.5	0.09	0.791
Phenanthrene d-10		2010	1590	79.3	0.15	0.807
Fluoranthene d-10		2010	1640	81.6	0.17	0.971
Benzo[a]anthracene d-12		2000	1440	72.1	0.25	1.165
Chrysene d-12		2000	1530	76.7	0.27	1.170
Benzo[b]fluoranthene d-12		2020	1600	79.4	0.22	0.958
Benzo[k]fluoranthene d-12		2010	1670	83.5	0.21	0.962
Benzo[a]pyrene d-12		2010	1580	79.0	0.21	1.008
Perylene d-12		2010	1540	76.6	0.26	1.023
Dibenzo[a,h]anthracene d-14		2000	1470	73.5	0.30	1.211
Indeno[1,2,3-cd]pyrene d-12		2000	1460	73.2	0.19	1.207
Benzo[ghi]perylene d-12		2010	1460	72.7	0.20	1.238

(1) Where applicable, custom lab flags have been used on this report.
(2) R% = percent recovery.

These data are validated and reported as accurate and in accord with AXYS Analytical Services Ltd. ISO17025 compliant quality assurance processes.
Signed: _____Celine Vaillant_____

For Axys Internal Use Only [XSL Template: Pest2.xsl; Created: 03-Jun-2015 08:49:16; Application: XMLTransformer-1.14.12;
Report Filename: PAH_PAH_LO_LPAR_L23192-5_Form2_PH5S1748.D_SJ1891190.html; Workgroup: WG51224; Design ID: 2591]

AXYS METHOD MLA-021 Rev 12

Form 1A
ANALYSIS REPORT

CLIENT SAMPLE NO.
105 Bottom
Sample Collection:
N/A

AXYS ANALYTICAL SERVICES
2045 MILLS RD., SIDNEY, B.C., CANADA
V8L 5X2 TEL (250) 655-5800 FAX (250) 655-5811

Contract No.:	4765	**Lab Sample I.D.:**	L23192-6
Matrix:	TISSUE	**Sample Size:**	1.02 g (wet)
Sample Receipt Date:	13-May-2015	**Initial Calibration Date:**	19-Jan-2015
Extraction Date:	14-May-2015	**Instrument ID:**	LR GC/MS
Analysis Date:	29-May-2015 **Time:** 07:08:00	**GC Column ID:**	RTX5
Extract Volume (uL):	500	**Sample Data Filename:**	**PH5S1749.D**
Injection Volume (uL):	1.0	**Blank Data Filename:**	PH5S1735.D
Dilution Factor:	N/A	**Cal. Ver. Data Filename:**	PH5S1745.D
Concentration Units:	ng/g (wet weight basis)	**% Moisture:**	8.27

This page is part of a total report that contains information necessary for accreditation compliance.
This test is not NELAP accredited. Sample results relate only to the sample tested.

COMPOUND	CAS NO.	LAB FLAG [1]	CONC. FOUND	REPORTING LIMIT (RL)[2]	ION ABUND. RATIO	RRT
Naphthalene	91-20-3	B J	33.1	1.96 (S)	0.08	1.007
Acenaphthylene	208-96-8	K J	1.33	0.968 (S)	0.25	1.003
Acenaphthene	83-32-9		60.6	1.72 (S)	1.16	1.048
Fluorene	86-73-7	J	21.1	3.44 (S)	1.09	0.844
Phenanthrene	85-01-8		1230	0.554 (S)	0.19	1.004
Anthracene	120-12-7		234	0.544 (S)	0.19	1.012
Fluoranthene	206-44-0		3280	1.65 (S)	0.21	1.002
Pyrene	129-00-0		2750	1.57 (S)	0.21	1.032
Benz[a]anthracene [3]	56-55-3		1920	3.65 (S)	0.28	1.003
Chrysene [4]	218-01-9		2190	3.71 (S)	0.31	1.003
Benzo[b]fluoranthene	205-99-2		2320	5.00 (S)	0.22	1.004
Benzo[j,k]fluoranthenes			1910	5.12 (S)	0.23	1.002
Benzo[e]pyrene	192-97-2		1940	7.03 (S)	0.22	0.996
Benzo[a]pyrene	50-32-8		2340	6.96 (S)	0.21	1.004
Perylene	198-55-0		670	7.60 (S)	0.22	1.004
Dibenz[a,h]anthracene [5]	53-70-3		405	7.71 (S)	0.14	1.003
Indeno[1,2,3-cd]pyrene	193-39-5		1770	7.19 (S)	0.22	1.003
Benzo[ghi]perylene	191-24-2		1700	6.36 (S)	0.21	1.003
2-Methylnaphthalene	91-57-6	B J	13.7	1.55 (S)	0.92	1.010
2,6-Dimethylnaphthalene	581-42-0	U		3.64 (S)		
2,3,5-Trimethylnaphthalene	2245-38-7	J	3.49	2.07 (S)	1.06	1.232
1-Methylphenanthrene	832-69-9		69.6	3.72 (S)	0.63	1.111
Dibenzothiophene	132-65-0	J	51.2	0.742 (S)	0.10	1.003

(1) Where applicable, custom lab flags have been used on this report; U = not detected at RL; K = peak detected but did not meet quantification criteria, result reported represents the estimated maximum possible concentration; B = analyte found in the associated blank and concentration in sample is less than 10X the concentration in the associated blank; J = concentration less than lowest calibration equivalent.
(2) Reporting Limit (Code): S = sample detection limit; M = method detection limit; L = lowest calibration level equivalent; Q = contract defined limit.
(3) May co-elute with Cyclopenta(cd)pyrene.
(4) May co-elute with Triphenylene.
(5) May co-elute with Dibenz[a,c]anthracene.

These data are validated and reported as accurate and in accord with AXYS Analytical Services Ltd. ISO17025 compliant quality assurance processes.
Signed: _____Celine Vaillant_____

For Axys Internal Use Only [XSL Template: Pest1A.xsl; Created: 03-Jun-2015 08:49:16; Application: XMLTransformer-1.14.12;
Report Filename: PAH_PAH_LO_LPAR_L23192-6_Form1A_PH5S1749.D_SJ1891191.html; Workgroup: WG51224; Design ID: 2591]

AXYS METHOD MLA-021 Rev 12

Form 2

ANALYSIS REPORT

CLIENT SAMPLE NO.
105 Bottom
Sample Collection:
N/A

AXYS ANALYTICAL SERVICES
2045 MILLS RD., SIDNEY, B.C., CANADA
V8L 5X2 TEL (250) 655-5800 FAX (250) 655-5811

Contract No.:	4765	**Lab Sample I.D.:**	L23192-6
Matrix:	TISSUE	**Sample Size:**	1.02 g (wet)
Sample Receipt Date:	13-May-2015	**Initial Calibration Date:**	19-Jan-2015
Extraction Date:	14-May-2015	**Instrument ID:**	LR GC/MS
Analysis Date:	29-May-2015 **Time:** 07:08:00	**GC Column ID:**	RTX5
Extract Volume (uL):	500	**Sample Data Filename:**	**PH5S1749.D**
Injection Volume (uL):	1.0	**Blank Data Filename:**	PH5S1735.D
Dilution Factor:	N/A	**Cal. Ver. Data Filename:**	PH5S1745.D
Concentration Units:	ng absolute	**% Moisture:**	8.27

This page is part of a total report that contains information necessary for accreditation compliance.
This test is not NELAP accredited. Sample results relate only to the sample tested.

LABELED COMPOUND	LAB FLAG [1]	SPIKE CONC.	CONC. FOUND	R(%) [2]	ION ABUND. RATIO	RRT
Naphthalene d-8		2000	1150	57.4	0.09	0.605
2-Methylnaphthalene d-10		2000	1220	61.2	0.17	0.754
2,6-Dimethylnaphthalene d-12		2020	1270	62.8	0.81	0.896
Acenaphthylene d-8		2000	1280	64.1	0.16	0.961
Dibenzothiophene d-8		2010	1180	58.6	0.09	0.791
Phenanthrene d-10		2010	1620	80.7	0.15	0.807
Fluoranthene d-10		2010	1750	87.1	0.17	0.971
Benzo[a]anthracene d-12		2000	1620	80.9	0.25	1.165
Chrysene d-12		2000	1730	86.7	0.27	1.170
Benzo[b]fluoranthene d-12		2020	1750	86.6	0.22	0.958
Benzo[k]fluoranthene d-12		2010	1810	90.3	0.21	0.962
Benzo[a]pyrene d-12		2010	1670	83.2	0.21	1.008
Perylene d-12		2010	1640	81.6	0.26	1.023
Dibenzo[a,h]anthracene d-14		2000	1560	78.0	0.31	1.211
Indeno[1,2,3-cd]pyrene d-12		2000	1590	79.4	0.19	1.207
Benzo[ghi]perylene d-12		2010	1570	78.5	0.20	1.238

(1) Where applicable, custom lab flags have been used on this report.
(2) R% = percent recovery.

These data are validated and reported as accurate and in accord with AXYS Analytical Services Ltd. ISO17025 compliant quality assurance processes.
Signed: _____Celine Vaillant_____

For Axys Internal Use Only [XSL Template: Pest2.xsl; Created: 03-Jun-2015 08:49:16; Application: XMLTransformer-1.14.12;
Report Filename: PAH_PAH_LO_LPAR_L23192-6_Form2_PH5S1749.D_SJ1891191.html; Workgroup: WG51224; Design ID: 2591]

AXYS METHOD MLA-021 Rev 12

Form 1A
ANALYSIS REPORT

CLIENT SAMPLE NO.
131 Top
Sample Collection:
N/A

AXYS ANALYTICAL SERVICES
2045 MILLS RD., SIDNEY, B.C., CANADA
V8L 5X2 TEL (250) 655-5800 FAX (250) 655-5811

Contract No.:	4765	**Lab Sample I.D.:**	L23192-13
Matrix:	TISSUE	**Sample Size:**	1.00 g (wet)
Sample Receipt Date:	13-May-2015	**Initial Calibration Date:**	19-Jan-2015
Extraction Date:	14-May-2015	**Instrument ID:**	LR GC/MS
Analysis Date:	29-May-2015 **Time:** 07:57:00	**GC Column ID:**	RTX5
Extract Volume (uL):	500	**Sample Data Filename:**	**PH5S1750.D**
Injection Volume (uL):	1.0	**Blank Data Filename:**	PH5S1735.D
Dilution Factor:	N/A	**Cal. Ver. Data Filename:**	PH5S1745.D
Concentration Units:	ng/g (wet weight basis)	**% Moisture:**	10.8

This page is part of a total report that contains information necessary for accreditation compliance.
This test is not NELAP accredited. Sample results relate only to the sample tested.

COMPOUND	CAS NO.	LAB FLAG [1]	CONC. FOUND	REPORTING LIMIT (RL)[2]	ION ABUND. RATIO	RRT
Naphthalene	91-20-3	B J	21.1	2.42 (S)	0.08	1.007
Acenaphthylene	208-96-8	K J	1.30	0.952 (S)	0.16	1.003
Acenaphthene	83-32-9		60.3	3.33 (S)	1.19	1.048
Fluorene	86-73-7	J	16.7	1.06 (S)	1.03	0.844
Phenanthrene	85-01-8		1070	0.559 (S)	0.19	1.004
Anthracene	120-12-7		224	0.550 (S)	0.17	1.012
Fluoranthene	206-44-0		2970	1.75 (S)	0.21	1.002
Pyrene	129-00-0		2540	1.67 (S)	0.21	1.032
Benz[a]anthracene [3]	56-55-3		1780	3.41 (S)	0.28	1.003
Chrysene [4]	218-01-9		2070	3.59 (S)	0.31	1.003
Benzo[b]fluoranthene	205-99-2		2160	6.26 (S)	0.22	1.004
Benzo[j,k]fluoranthenes			1950	6.39 (S)	0.22	1.002
Benzo[e]pyrene	192-97-2		1770	8.41 (S)	0.23	0.996
Benzo[a]pyrene	50-32-8		2240	8.32 (S)	0.22	1.004
Perylene	198-55-0		638	9.33 (S)	0.22	1.004
Dibenz[a,h]anthracene [5]	53-70-3		389	9.56 (S)	0.14	1.003
Indeno[1,2,3-cd]pyrene	193-39-5		1690	6.27 (S)	0.22	1.003
Benzo[ghi]perylene	191-24-2		1610	5.69 (S)	0.22	1.003
2-Methylnaphthalene	91-57-6	B J	12.5	1.98 (S)	0.85	1.010
2,6-Dimethylnaphthalene	581-42-0	U		6.06 (S)		
2,3,5-Trimethylnaphthalene	2245-38-7	J	3.28	2.21 (S)	0.93	1.232
1-Methylphenanthrene	832-69-9		65.7	2.52 (S)	0.68	1.111
Dibenzothiophene	132-65-0	J	46.3	0.967 (S)	0.10	1.003

(1) Where applicable, custom lab flags have been used on this report; U = not detected at RL; K = peak detected but did not meet quantification criteria, result reported represents the estimated maximum possible concentration; B = analyte found in the associated blank and concentration in sample is less than 10X the concentration in the associated blank; J = concentration less than lowest calibration equivalent.
(2) Reporting Limit (Code): S = sample detection limit; M = method detection limit; L = lowest calibration level equivalent; Q = contract defined limit.
(3) May co-elute with Cyclopenta(cd)pyrene.
(4) May co-elute with Triphenylene.
(5) May co-elute with Dibenz[a,c]anthracene.

These data are validated and reported as accurate and in accord with AXYS Analytical Services Ltd. ISO17025 compliant quality assurance processes.
Signed: _____Celine Vaillant_____

For Axys Internal Use Only [XSL Template: Pest1A.xsl; Created: 03-Jun-2015 08:49:16; Application: XMLTransformer-1.14.12;
Report Filename: PAH_PAH_LO_LPAR_L23192-13_Form1A_PH5S1750.D_SJ1891192.html; Workgroup: WG51224; Design ID: 2591]

AXYS METHOD MLA-021 Rev 12

Form 2

ANALYSIS REPORT

CLIENT SAMPLE NO.
131 Top
Sample Collection:
N/A

AXYS ANALYTICAL SERVICES
2045 MILLS RD., SIDNEY, B.C., CANADA
V8L 5X2 TEL (250) 655-5800 FAX (250) 655-5811

Contract No.:	4765	**Lab Sample I.D.:**	L23192-13
Matrix:	TISSUE	**Sample Size:**	1.00 g (wet)
Sample Receipt Date:	13-May-2015	**Initial Calibration Date:**	19-Jan-2015
Extraction Date:	14-May-2015	**Instrument ID:**	LR GC/MS
Analysis Date:	29-May-2015 **Time:** 07:57:00	**GC Column ID:**	RTX5
Extract Volume (uL):	500	**Sample Data Filename:**	**PH5S1750.D**
Injection Volume (uL):	1.0	**Blank Data Filename:**	PH5S1735.D
Dilution Factor:	N/A	**Cal. Ver. Data Filename:**	PH5S1745.D
Concentration Units:	ng absolute	**% Moisture:**	10.8

This page is part of a total report that contains information necessary for accreditation compliance.
This test is not NELAP accredited. Sample results relate only to the sample tested.

LABELED COMPOUND	LAB FLAG [1]	SPIKE CONC.	CONC. FOUND	R(%) [2]	ION ABUND. RATIO	RRT
Naphthalene d-8		2000	928	46.4	0.08	0.605
2-Methylnaphthalene d-10		2000	998	49.9	0.17	0.754
2,6-Dimethylnaphthalene d-12		2020	1040	51.5	0.79	0.896
Acenaphthylene d-8		2000	1040	52.0	0.16	0.961
Dibenzothiophene d-8		2010	1050	52.2	0.09	0.791
Phenanthrene d-10		2010	1520	75.5	0.15	0.807
Fluoranthene d-10		2010	1660	82.8	0.18	0.971
Benzo[a]anthracene d-12		2000	1560	78.0	0.25	1.165
Chrysene d-12		2000	1640	82.2	0.27	1.170
Benzo[b]fluoranthene d-12		2020	1650	81.8	0.22	0.958
Benzo[k]fluoranthene d-12		2010	1700	84.9	0.21	0.962
Benzo[a]pyrene d-12		2010	1640	81.6	0.21	1.008
Perylene d-12		2010	1560	77.7	0.26	1.023
Dibenzo[a,h]anthracene d-14		2000	1520	76.2	0.30	1.211
Indeno[1,2,3-cd]pyrene d-12		2000	1520	76.2	0.19	1.207
Benzo[ghi]perylene d-12		2010	1530	76.2	0.20	1.238

(1) Where applicable, custom lab flags have been used on this report.
(2) R% = percent recovery.

These data are validated and reported as accurate and in accord with AXYS Analytical Services Ltd. ISO17025 compliant quality assurance processes.
Signed: _____Celine Vaillant_____

For Axys Internal Use Only [XSL Template: Pest2.xsl; Created: 03-Jun-2015 08:49:16; Application: XMLTransformer-1.14.12;
Report Filename: PAH_PAH_LO_LPAR_L23192-13_Form2_PH5S1750.D_SJ1891192.html; Workgroup: WG51224; Design ID: 2591]

AXYS METHOD MLA-021 Rev 12

Form 1A
ANALYSIS REPORT

CLIENT SAMPLE NO.
133 Middle
Sample Collection:
N/A

AXYS ANALYTICAL SERVICES
2045 MILLS RD., SIDNEY, B.C., CANADA
V8L 5X2 TEL (250) 655-5800 FAX (250) 655-5811

Contract No.:	4765	**Lab Sample I.D.:**	L23192-14
Matrix:	TISSUE	**Sample Size:**	1.02 g (wet)
Sample Receipt Date:	13-May-2015	**Initial Calibration Date:**	19-Jan-2015
Extraction Date:	14-May-2015	**Instrument ID:**	LR GC/MS
Analysis Date:	29-May-2015 **Time:** 08:46:00	**GC Column ID:**	RTX5
Extract Volume (uL):	500	**Sample Data Filename:**	**PH5S1751.D**
Injection Volume (uL):	1.0	**Blank Data Filename:**	PH5S1735.D
Dilution Factor:	N/A	**Cal. Ver. Data Filename:**	PH5S1745.D
Concentration Units:	ng/g (wet weight basis)	**% Moisture:**	9.82

This page is part of a total report that contains information necessary for accreditation compliance.
This test is not NELAP accredited. Sample results relate only to the sample tested.

COMPOUND	CAS NO.	LAB FLAG [1]	CONC. FOUND	REPORTING LIMIT (RL)[2]	ION ABUND. RATIO	RRT
Naphthalene	91-20-3	B J	20.6	1.79 (S)	0.06	1.006
Acenaphthylene	208-96-8	J	1.68	0.991 (S)	0.24	1.003
Acenaphthene	83-32-9		57.2	2.13 (S)	1.15	1.048
Fluorene	86-73-7	J	17.2	1.02 (S)	1.02	0.844
Phenanthrene	85-01-8		1050	0.837 (S)	0.19	1.004
Anthracene	120-12-7		202	0.823 (S)	0.17	1.012
Fluoranthene	206-44-0		3060	1.30 (S)	0.20	1.002
Pyrene	129-00-0		2520	1.24 (S)	0.21	1.032
Benz[a]anthracene [3]	56-55-3		1810	4.80 (S)	0.28	1.003
Chrysene [4]	218-01-9		2040	4.80 (S)	0.31	1.003
Benzo[b]fluoranthene	205-99-2		2160	4.87 (S)	0.22	1.004
Benzo[j,k]fluoranthenes			1900	4.90 (S)	0.23	1.002
Benzo[e]pyrene	192-97-2		1720	6.38 (S)	0.23	0.996
Benzo[a]pyrene	50-32-8		2220	6.32 (S)	0.22	1.004
Perylene	198-55-0		627	7.04 (S)	0.22	1.004
Dibenz[a,h]anthracene [5]	53-70-3		385	6.15 (S)	0.14	1.003
Indeno[1,2,3-cd]pyrene	193-39-5		1680	6.32 (S)	0.21	1.002
Benzo[ghi]perylene	191-24-2		1590	5.63 (S)	0.21	1.003
2-Methylnaphthalene	91-57-6	B J	12.2	1.68 (S)	0.82	1.010
2,6-Dimethylnaphthalene	581-42-0	K J	6.23	5.90 (S)	0.56	1.014
2,3,5-Trimethylnaphthalene	2245-38-7	K J	3.33	2.56 (S)	1.28	1.227
1-Methylphenanthrene	832-69-9		69.4	2.56 (S)	0.56	1.111
Dibenzothiophene	132-65-0	J	45.5	0.875 (S)	0.09	1.003

(1) Where applicable, custom lab flags have been used on this report; K = peak detected but did not meet quantification criteria, result reported represents the estimated maximum possible concentration; B = analyte found in the associated blank and concentration in sample is less than 10X the concentration in the associated blank; J = concentration less than lowest calibration equivalent.
(2) Reporting Limit (Code): S = sample detection limit; M = method detection limit; L = lowest calibration level equivalent; Q = contract defined limit.
(3) May co-elute with Cyclopenta(cd)pyrene.
(4) May co-elute with Triphenylene.
(5) May co-elute with Dibenz[a,c]anthracene.

These data are validated and reported as accurate and in accord with AXYS Analytical Services Ltd. ISO17025 compliant quality assurance processes.
Signed: _____Celine Vaillant_____

For Axys Internal Use Only [XSL Template: Pest1A.xsl; Created: 03-Jun-2015 08:49:16; Application: XMLTransformer-1.14.12;
Report Filename: PAH_PAH_LO_LPAR_L23192-14_Form1A_PH5S1751.D_SJ1891193.html; Workgroup: WG51224; Design ID: 2591]

AXYS METHOD MLA-021 Rev 12

Form 2

ANALYSIS REPORT

CLIENT SAMPLE NO.
133 Middle
Sample Collection:
N/A

AXYS ANALYTICAL SERVICES
2045 MILLS RD., SIDNEY, B.C., CANADA
V8L 5X2 TEL (250) 655-5800 FAX (250) 655-5811

Contract No.:	4765	**Lab Sample I.D.:**	L23192-14
Matrix:	TISSUE	**Sample Size:**	1.02 g (wet)
Sample Receipt Date:	13-May-2015	**Initial Calibration Date:**	19-Jan-2015
Extraction Date:	14-May-2015	**Instrument ID:**	LR GC/MS
Analysis Date:	29-May-2015 **Time:** 08:46:00	**GC Column ID:**	RTX5
Extract Volume (uL):	500	**Sample Data Filename:**	**PH5S1751.D**
Injection Volume (uL):	1.0	**Blank Data Filename:**	PH5S1735.D
Dilution Factor:	N/A	**Cal. Ver. Data Filename:**	PH5S1745.D
Concentration Units:	ng absolute	**% Moisture:**	9.82

This page is part of a total report that contains information necessary for accreditation compliance.
This test is not NELAP accredited. Sample results relate only to the sample tested.

LABELED COMPOUND	LAB FLAG [1]	SPIKE CONC.	CONC. FOUND	R(%) [2]	ION ABUND. RATIO	RRT
Naphthalene d-8		2000	1130	56.4	0.08	0.605
2-Methylnaphthalene d-10		2000	1120	56.2	0.17	0.754
2,6-Dimethylnaphthalene d-12		2020	1120	55.4	0.81	0.895
Acenaphthylene d-8		2000	1260	62.9	0.16	0.961
Dibenzothiophene d-8		2010	1210	60.2	0.09	0.791
Phenanthrene d-10		2010	1570	78.0	0.15	0.807
Fluoranthene d-10		2010	1760	87.7	0.18	0.971
Benzo[a]anthracene d-12		2000	1700	85.1	0.25	1.165
Chrysene d-12		2000	1830	91.6	0.27	1.170
Benzo[b]fluoranthene d-12		2020	1760	87.2	0.22	0.958
Benzo[k]fluoranthene d-12		2010	1820	90.9	0.21	0.962
Benzo[a]pyrene d-12		2010	1800	89.9	0.21	1.008
Perylene d-12		2010	1700	84.8	0.26	1.023
Dibenzo[a,h]anthracene d-14		2000	1800	89.8	0.29	1.211
Indeno[1,2,3-cd]pyrene d-12		2000	1790	89.4	0.18	1.207
Benzo[ghi]perylene d-12		2010	1770	88.4	0.20	1.238

(1) Where applicable, custom lab flags have been used on this report.
(2) R% = percent recovery.

These data are validated and reported as accurate and in accord with AXYS Analytical Services Ltd. ISO17025 compliant quality assurance processes.
Signed: _____Celine Vaillant_____

For Axys Internal Use Only [XSL Template: Pest2.xsl; Created: 03-Jun-2015 08:49:16; Application: XMLTransformer-1.14.12;
Report Filename: PAH_PAH_LO_LPAR_L23192-14_Form2_PH5S1751.D_SJ1891193.html; Workgroup: WG51224; Design ID: 2591]

AXYS METHOD MLA-021 Rev 12

Form 1A
ANALYSIS REPORT

CLIENT SAMPLE NO.
135 Bottom
Sample Collection:
N/A

AXYS ANALYTICAL SERVICES
2045 MILLS RD., SIDNEY, B.C., CANADA
V8L 5X2 TEL (250) 655-5800 FAX (250) 655-5811

Contract No.:	4765	**Lab Sample I.D.:**	L23192-15
Matrix:	TISSUE	**Sample Size:**	1.01 g (wet)
Sample Receipt Date:	13-May-2015	**Initial Calibration Date:**	19-Jan-2015
Extraction Date:	14-May-2015	**Instrument ID:**	LR GC/MS
Analysis Date:	29-May-2015 **Time:** 09:35:00	**GC Column ID:**	RTX5
Extract Volume (uL):	500	**Sample Data Filename:**	**PH5S1752.D**
Injection Volume (uL):	1.0	**Blank Data Filename:**	PH5S1735.D
Dilution Factor:	N/A	**Cal. Ver. Data Filename:**	PH5S1745.D
Concentration Units:	ng/g (wet weight basis)	**% Moisture:**	7.89

This page is part of a total report that contains information necessary for accreditation compliance.
This test is not NELAP accredited. Sample results relate only to the sample tested.

COMPOUND	CAS NO.	LAB FLAG [1]	CONC. FOUND	REPORTING LIMIT (RL)[2]	ION ABUND. RATIO	RRT
Naphthalene	91-20-3	B J	24.0	2.78 (S)	0.08	1.007
Acenaphthylene	208-96-8	K J	0.938	0.779 (S)	0.25	1.003
Acenaphthene	83-32-9		61.0	2.54 (S)	1.15	1.048
Fluorene	86-73-7	J	18.2	1.76 (S)	0.91	0.844
Phenanthrene	85-01-8		1070	0.617 (S)	0.19	1.004
Anthracene	120-12-7		204	0.607 (S)	0.20	1.012
Fluoranthene	206-44-0		3080	1.42 (S)	0.20	1.002
Pyrene	129-00-0		2510	1.35 (S)	0.21	1.032
Benz[a]anthracene [3]	56-55-3		1850	4.22 (S)	0.28	1.003
Chrysene [4]	218-01-9		2130	4.60 (S)	0.31	1.003
Benzo[b]fluoranthene	205-99-2		2260	8.22 (S)	0.22	1.004
Benzo[j,k]fluoranthenes			1960	8.27 (S)	0.20	1.002
Benzo[e]pyrene	192-97-2		1870	11.2 (S)	0.22	0.996
Benzo[a]pyrene	50-32-8		2290	11.1 (S)	0.22	1.004
Perylene	198-55-0		651	12.1 (S)	0.22	1.004
Dibenz[a,h]anthracene [5]	53-70-3		403	9.29 (S)	0.14	1.003
Indeno[1,2,3-cd]pyrene	193-39-5		1730	8.16 (S)	0.22	1.003
Benzo[ghi]perylene	191-24-2		1650	7.38 (S)	0.21	1.003
2-Methylnaphthalene	91-57-6	B J	13.6	2.71 (S)	0.95	1.010
2,6-Dimethylnaphthalene	581-42-0	U		3.27 (S)		
2,3,5-Trimethylnaphthalene	2245-38-7	K J	1.85	1.14 (S)	1.52	1.232
1-Methylphenanthrene	832-69-9		67.3	2.46 (S)	0.62	1.111
Dibenzothiophene	132-65-0	J	40.2	1.37 (S)	0.10	1.003

(1) Where applicable, custom lab flags have been used on this report; U = not detected at RL; K = peak detected but did not meet quantification criteria, result reported represents the estimated maximum possible concentration; B = analyte found in the associated blank and concentration in sample is less than 10X the concentration in the associated blank; J = concentration less than lowest calibration equivalent.
(2) Reporting Limit (Code): S = sample detection limit; M = method detection limit; L = lowest calibration level equivalent; Q = contract defined limit.
(3) May co-elute with Cyclopenta(cd)pyrene.
(4) May co-elute with Triphenylene.
(5) May co-elute with Dibenz[a,c]anthracene.

These data are validated and reported as accurate and in accord with AXYS Analytical Services Ltd. ISO17025 compliant quality assurance processes.
Signed: _____Celine Vaillant_____

For Axys Internal Use Only [XSL Template: Pest1A.xsl; Created: 03-Jun-2015 08:49:16; Application: XMLTransformer-1.14.12;
Report Filename: PAH_PAH_LO_LPAR_L23192-15_Form1A_PH5S1752.D_SJ1891194.html; Workgroup: WG51224; Design ID: 2591]

AXYS METHOD MLA-021 Rev 12

Form 2

ANALYSIS REPORT

CLIENT SAMPLE NO.
135 Bottom
Sample Collection:
N/A

AXYS ANALYTICAL SERVICES
2045 MILLS RD., SIDNEY, B.C., CANADA
V8L 5X2 TEL (250) 655-5800 FAX (250) 655-5811

Contract No.:	4765	**Lab Sample I.D.:**	L23192-15
Matrix:	TISSUE	**Sample Size:**	1.01 g (wet)
Sample Receipt Date:	13-May-2015	**Initial Calibration Date:**	19-Jan-2015
Extraction Date:	14-May-2015	**Instrument ID:**	LR GC/MS
Analysis Date:	29-May-2015 **Time:** 09:35:00	**GC Column ID:**	RTX5
Extract Volume (uL):	500	**Sample Data Filename:**	**PH5S1752.D**
Injection Volume (uL):	1.0	**Blank Data Filename:**	PH5S1735.D
Dilution Factor:	N/A	**Cal. Ver. Data Filename:**	PH5S1745.D
Concentration Units:	ng absolute	**% Moisture:**	7.89

This page is part of a total report that contains information necessary for accreditation compliance.
This test is not NELAP accredited. Sample results relate only to the sample tested.

LABELED COMPOUND	LAB FLAG [1]	SPIKE CONC.	CONC. FOUND	R(%) [2]	ION ABUND. RATIO	RRT
Naphthalene d-8		2000	962	48.1	0.09	0.605
2-Methylnaphthalene d-10		2000	1030	51.4	0.17	0.754
2,6-Dimethylnaphthalene d-12		2020	1080	53.6	0.82	0.895
Acenaphthylene d-8		2000	1140	56.9	0.16	0.961
Dibenzothiophene d-8		2010	1270	63.2	0.09	0.791
Phenanthrene d-10		2010	1760	87.4	0.15	0.807
Fluoranthene d-10		2010	1810	90.3	0.17	0.971
Benzo[a]anthracene d-12		2000	1550	77.4	0.25	1.165
Chrysene d-12		2000	1610	80.5	0.28	1.170
Benzo[b]fluoranthene d-12		2020	1760	87.4	0.22	0.958
Benzo[k]fluoranthene d-12		2010	1810	90.4	0.21	0.962
Benzo[a]pyrene d-12		2010	1720	85.6	0.21	1.008
Perylene d-12		2010	1670	83.1	0.26	1.023
Dibenzo[a,h]anthracene d-14		2000	1500	75.1	0.29	1.211
Indeno[1,2,3-cd]pyrene d-12		2000	1540	77.1	0.18	1.207
Benzo[ghi]perylene d-12		2010	1550	77.1	0.20	1.238

(1) Where applicable, custom lab flags have been used on this report.
(2) R% = percent recovery.

These data are validated and reported as accurate and in accord with AXYS Analytical Services Ltd. ISO17025 compliant quality assurance processes.
Signed: _____Celine Vaillant_____

For Axys Internal Use Only [XSL Template: Pest2.xsl; Created: 03-Jun-2015 08:49:16; Application: XMLTransformer-1.14.12;
Report Filename: PAH_PAH_LO_LPAR_L23192-15_Form2_PH5S1752.D_SJ1891194.html; Workgroup: WG51224; Design ID: 2591]

AXYS METHOD MLA-021 Rev 12

Form 1A
ANALYSIS REPORT

CLIENT SAMPLE NO.
Lab Blank
Sample Collection:
N/A

AXYS ANALYTICAL SERVICES
2045 MILLS RD., SIDNEY, B.C., CANADA
V8L 5X2 TEL (250) 655-5800 FAX (250) 655-5811

Contract No.:	4765	**Lab Sample I.D.:**	WG51224-101
Matrix:	CANOLA OIL	**Sample Size:**	1.00 g
Sample Receipt Date:	N/A	**Initial Calibration Date:**	19-Jan-2015
Extraction Date:	14-May-2015	**Instrument ID:**	LR GC/MS
Analysis Date:	28-May-2015 **Time:** 20:12:00	**GC Column ID:**	RTX5
Extract Volume (uL):	500	**Sample Data Filename:**	**PH5S1735.D**
Injection Volume (uL):	1.0	**Blank Data Filename:**	PH5S1735.D
Dilution Factor:	N/A	**Cal. Ver. Data Filename:**	PH5S1731.D

Concentration Units: ng/g

This page is part of a total report that contains information necessary for accreditation compliance.
This test is not NELAP accredited. Sample results relate only to the sample tested.

COMPOUND	CAS NO.	LAB FLAG [1]	CONC. FOUND	REPORTING LIMIT (RL)[2]	ION ABUND. RATIO	RRT
Naphthalene	91-20-3	K J	5.48	1.34 (S)	0.13	1.007
Acenaphthylene	208-96-8	U		0.494 (S)		
Acenaphthene	83-32-9	U		1.13 (S)		
Fluorene	86-73-7	U		0.451 (S)		
Phenanthrene	85-01-8	J	2.12	0.440 (S)	0.20	1.004
Anthracene	120-12-7	U		0.432 (S)		
Fluoranthene	206-44-0	J	0.724	0.147 (S)	0.18	1.002
Pyrene	129-00-0	J	1.05	0.140 (S)	0.23	1.033
Benz[a]anthracene [3]	56-55-3	U		0.269 (S)		
Chrysene [4]	218-01-9	J	0.537	0.255 (S)	0.33	1.002
Benzo[b]fluoranthene	205-99-2	U		0.523 (S)		
Benzo[j,k]fluoranthenes		U		0.532 (S)		
Benzo[e]pyrene	192-97-2	U		1.32 (S)		
Benzo[a]pyrene	50-32-8	U		1.31 (S)		
Perylene	198-55-0	U		1.30 (S)		
Dibenz[a,h]anthracene [5]	53-70-3	U		1.78 (S)		
Indeno[1,2,3-cd]pyrene	193-39-5	U		0.751 (S)		
Benzo[ghi]perylene	191-24-2	U		0.686 (S)		
2-Methylnaphthalene	91-57-6	J	2.26	1.19 (S)	0.93	1.010
2,6-Dimethylnaphthalene	581-42-0	U		2.60 (S)		
2,3,5-Trimethylnaphthalene	2245-38-7	U		0.802 (S)		
1-Methylphenanthrene	832-69-9	U		0.542 (S)		
Dibenzothiophene	132-65-0	K J	0.795	0.329 (S)	0.12	1.003

(1) Where applicable, custom lab flags have been used on this report; U = not detected at RL; K = peak detected but did not meet quantification criteria, result reported represents the estimated maximum possible concentration; J = concentration less than lowest calibration equivalent.
(2) Reporting Limit (Code): S = sample detection limit; M = method detection limit; L = lowest calibration level equivalent; Q = contract defined limit.
(3) May co-elute with Cyclopenta(cd)pyrene.
(4) May co-elute with Triphenylene.
(5) May co-elute with Dibenz[a,c]anthracene.

These data are validated and reported as accurate and in accord with AXYS Analytical Services Ltd. ISO17025 compliant quality assurance processes.
Signed: _____Celine Vaillant_____

For Axys Internal Use Only [XSL Template: Pest1A.xsl; Created: 03-Jun-2015 08:49:16; Application: XMLTransformer-1.14.12;
Report Filename: PAH_PAH_LO_LPAR_WG51224-101_Form1A_PH5S1735.D_SJ1891180.html; Workgroup: WG51224; Design ID: 2591]

AXYS METHOD MLA-021 Rev 12

Form 2
ANALYSIS REPORT

CLIENT SAMPLE NO.
Lab Blank
Sample Collection:
N/A

AXYS ANALYTICAL SERVICES
2045 MILLS RD., SIDNEY, B.C., CANADA
V8L 5X2 TEL (250) 655-5800 FAX (250) 655-5811

Contract No.:	4765	**Lab Sample I.D.:**	WG51224-101
Matrix:	CANOLA OIL	**Sample Size:**	1.00 g
Sample Receipt Date:	N/A	**Initial Calibration Date:**	19-Jan-2015
Extraction Date:	14-May-2015	**Instrument ID:**	LR GC/MS
Analysis Date:	28-May-2015 **Time:** 20:12:00	**GC Column ID:**	RTX5
Extract Volume (uL):	500	**Sample Data Filename:**	**PH5S1735.D**
Injection Volume (uL):	1.0	**Blank Data Filename:**	PH5S1735.D
Dilution Factor:	N/A	**Cal. Ver. Data Filename:**	PH5S1731.D
Concentration Units:	ng absolute		

This page is part of a total report that contains information necessary for accreditation compliance.
This test is not NELAP accredited. Sample results relate only to the sample tested.

LABELED COMPOUND	LAB FLAG [1]	SPIKE CONC.	CONC. FOUND	R(%) [2]	ION ABUND. RATIO	RRT
Naphthalene d-8		2000	947	47.4	0.09	0.605
2-Methylnaphthalene d-10		2000	1080	53.8	0.17	0.754
2,6-Dimethylnaphthalene d-12		2020	1230	61.2	0.81	0.896
Acenaphthylene d-8		2000	1210	60.6	0.16	0.961
Dibenzothiophene d-8		2010	1140	56.7	0.09	0.791
Phenanthrene d-10		2010	1610	80.1	0.15	0.807
Fluoranthene d-10		2010	1740	86.7	0.17	0.971
Benzo[a]anthracene d-12		2000	1530	76.7	0.25	1.165
Chrysene d-12		2000	1710	85.3	0.27	1.170
Benzo[b]fluoranthene d-12		2020	1760	87.3	0.22	0.958
Benzo[k]fluoranthene d-12		2010	1780	88.7	0.21	0.962
Benzo[a]pyrene d-12		2010	986	49.2	0.21	1.008
Perylene d-12		2010	1000	50.0	0.26	1.023
Dibenzo[a,h]anthracene d-14		2000	1600	80.1	0.29	1.211
Indeno[1,2,3-cd]pyrene d-12		2000	1650	82.4	0.19	1.207
Benzo[ghi]perylene d-12		2010	1620	80.7	0.20	1.238

(1) Where applicable, custom lab flags have been used on this report.
(2) R% = percent recovery.

These data are validated and reported as accurate and in accord with AXYS Analytical Services Ltd. ISO17025 compliant quality assurance processes.
Signed: _____Celine Vaillant_____

For Axys Internal Use Only [XSL Template: Pest2.xsl; Created: 03-Jun-2015 08:49:16; Application: XMLTransformer-1.14.12;
Report Filename: PAH_PAH_LO_LPAR_WG51224-101_Form2_PH5S1735.D_SJ1891180.html; Workgroup: WG51224; Design ID: 2591]

AXYS METHOD MLA-021 Rev 12

Form 8A
ONGOING PRECISION AND RECOVERY (OPR)

AXYS ANALYTICAL SERVICES
2045 MILLS RD., SIDNEY, B.C., CANADA
V8L 5X2 TEL (250) 655-5800 FAX (250) 655-5811

Contract No.: 4765 **OPR Data Filename:** **PH5S1732.D**

Matrix: TISSUE **Lab Sample I.D.:** WG51224-102

Extraction Date: 14-May-2015 **Analysis Date:** 28-May-2015 **Time:** 17:45:00

ALL CONCENTRATIONS REPORTED ON THIS FORM ARE CONCENTRATIONS IN EXTRACT, BASED ON 100 uL EXTRACT.

COMPOUND	CAS NO.	LAB FLAG [1]	ION ABUND. RATIO	SPIKE CONC. (ng/mL)	CONC. FOUND (ng/mL)	OPR CONC. LIMITS (ng/mL)	% RECOVERY
Naphthalene	91-20-3		0.07	19700	21400	13800 - 25600	109
Acenaphthylene	208-96-8		0.20	19900	20900	13900 - 27800	105
Acenaphthene	83-32-9		1.18	20000	22400	14000 - 26000	112
Fluorene	86-73-7		1.02	19700	18400	11800 - 27500	93.4
Phenanthrene	85-01-8		0.19	19900	20900	14000 - 25900	105
Anthracene	120-12-7		0.19	19900	19400	14000 - 25900	97.5
Fluoranthene	206-44-0		0.20	20000	21400	14000 - 26000	107
Pyrene	129-00-0		0.21	19700	20300	13800 - 25600	103
Benz[a]anthracene	56-55-3		0.28	19800	21300	13800 - 25700	108
Chrysene	218-01-9		0.30	20000	21100	14000 - 26000	105
Benzo[b]fluoranthene	205-99-2		0.21	19900	20500	13900 - 25900	103
Benzo[j,k]fluoranthenes			0.21	19900	21400	13900 - 25800	108
Benzo[e]pyrene	192-97-2		0.21	20100	22800	14000 - 26100	114
Benzo[a]pyrene	50-32-8		0.22	20000	21300	14000 - 26000	107
Perylene	198-55-0		0.21	20100	21600	14000 - 26100	108
Dibenz[a,h]anthracene	53-70-3		0.16	20100	22000	14000 - 26100	110
Indeno[1,2,3-cd]pyrene	193-39-5		0.20	19800	21200	13900 - 25800	107
Benzo[ghi]perylene	191-24-2		0.21	19800	21100	13900 - 25800	107
2-Methylnaphthalene	91-57-6		0.91	20500	22200	14400 - 26700	108
2,6-Dimethylnaphthalene	581-42-0		0.72	20200	21900	14100 - 26200	109
2,3,5-Trimethylnaphthalene	2245-38-7		0.95	19600	24300	9810 - 29400	124
1-Methylphenanthrene	832-69-9		0.61	16400	18400	8180 - 24500	112
Dibenzothiophene	132-65-0		0.09	20100	21100	12100 - 28100	105

(1) Where applicable, custom lab flags have been used on this report.

These data are validated and reported as accurate and in accord with AXYS Analytical Services Ltd. ISO17025 compliant quality assurance processes.
Signed: _____Celine Vaillant_____

These pages are part of a larger report that may contain information necessary for full data evaluation. Results reported relate only to the sample tested.

For Axys Internal Use Only [XSL Template: Pest8A.xsl; Created: 03-Jun-2015 08:49:16; Application: XMLTransformer-1.14.12;
Report Filename: PAH_PAH_LO_LPAR_WG51224-102_Form8A_SJ1891178.html; Workgroup: WG51224; Design ID: 2591]

AXYS METHOD MLA-021 Rev 12

Form 8B
ONGOING PRECISION AND RECOVERY (OPR)

AXYS ANALYTICAL SERVICES
2045 MILLS RD., SIDNEY, B.C., CANADA
V8L 5X2 TEL (250) 655-5800 FAX (250) 655-5811

Contract No.:	4765	**OPR Data Filename:**	**PH5S1732.D**
Matrix:	TISSUE	**Lab Sample I.D.:**	WG51224-102
Extraction Date:	14-May-2015	**Analysis Date:**	28-May-2015 **Time:** 17:45:00

ALL CONCENTRATIONS REPORTED ON THIS FORM ARE CONCENTRATIONS IN EXTRACT, BASED ON 100 uL EXTRACT.

LABELED COMPOUND	CAS NO.	LAB FLAG [1]	ION ABUND. RATIO	SPIKE CONC. (ng/mL)	CONC. FOUND (ng/mL)	OPR CONC. LIMITS (ng/mL)	% RECOVERY
Naphthalene d-8	1146-65-2		0.09	20000	9280	3000-26000	46.4
2-Methylnaphthalene d-10	7297-45-2		0.17	20000	10300	4000-26000	51.4
2,6-Dimethylnaphthalene d-12	350820-12-1		0.79	20200	11400	4030-26200	56.5
Acenaphthylene d-8	93951-97-4		0.15	20000	12000	4000-26000	59.9
Dibenzothiophene d-8	33262-29-2		0.09	20100	14200	6030-26100	70.7
Phenanthrene d-10	1517-22-2		0.15	20100	17200	6030-26100	85.4
Fluoranthene d-10	93951-69-0		0.17	20100	17900	6020-26100	89.4
Benzo[a]anthracene d-12	1718-53-2		0.25	20000	16600	6000-26000	83.2
Chrysene d-12	1719-03-5		0.27	20000	17000	6000-26000	85.1
Benzo[b]fluoranthene d-12	93951-98-5		0.22	20200	18300	6060-26300	90.4
Benzo[k]fluoranthene d-12	93952-01-3		0.21	20100	18400	6020-26100	91.9
Benzo[a]pyrene d-12	63466-71-7		0.21	20100	17200	6020-26100	85.9
Perylene d-12	1520-96-3		0.27	20100	16500	6030-26100	82.3
Dibenzo[a,h]anthracene d-14	13250-98-1		0.29	20000	17200	6000-26000	86.0
Indeno[1,2,3-cd]pyrene d-12	203578-33-0		0.19	20000	16900	6000-26000	84.7
Benzo[ghi]perylene d-12	93951-66-7		0.20	20100	16500	6020-26100	82.2

(1) Where applicable, custom lab flags have been used on this report.

These data are validated and reported as accurate and in accord with AXYS Analytical Services Ltd. ISO17025 compliant quality assurance processes.
Signed: _____Celine Vaillant_____

These pages are part of a larger report that may contain information necessary for full data evaluation. Results reported relate only to the sample tested.

For Axys Internal Use Only [XSL Template: Pest8B.xsl; Created: 03-Jun-2015 08:49:16; Application: XMLTransformer-1.14.12;
Report Filename: PAH_PAH_LO_LPAR_WG51224-102_Form8B_SJ1891178.html; Workgroup: WG51224; Design ID: 2591]

Accreditation Scope

AXYS Analytical Services Ltd.
file ref.: ACC-101 Rev.22

				Pulp	Serum	Solids										Tissue						Urine	Water	Water, Drinking				Water, Non-Potable									
Compound Class	Compound	Accredited Method ID	AXYS Method ID	CALA	CALA	CALA	California DPH	Florida DOH	Minnesota DOH	New Jersey DEP	New York DOH	Virginia DGS	Washington DE	Maine DOH	ANAB	CALA	Florida DOH	Minnesota DOH	New Jersey DEP	Virginia DGS	ANAB	CALA	CALA	Florida DOH	Minnesota DOH	New Jersey DEP	ANAB	California DPH	Florida DOH	Minnesota DOH	New Jersey DEP	New York DOH	Virginia DGS	Washington DE	Maine DOH	ANAB	Pennsylvania DEP
BFR	DBDPE	AXYS MLA-033	MLA-033			Y										Y							Y														
	HBB	AXYS MLA-033	MLA-033			Y										Y							Y														
	PBEB	AXYS MLA-033	MLA-033			Y										Y							Y														
	BTBPE	AXYS MLA-033	MLA-033			Y										Y							Y														
BPA and MPE	4,4'-dihydroxy-2,2-diphenylpropane (Bisphenol A) (BPA)	AXYS MLA-059	MLA-059																			Y														
	Mono-(2-ethyl-5-hydroxyhexyl) phthalate (MEHHP)	AXYS MLA-059	MLA-059																			Y														
	Mono-(2-ethyl-5-oxohexyl) phthalate (MEOHP)	AXYS MLA-059	MLA-059																			Y														
	Mono-(3-carboxypropyl) phthalate (MCPP)	AXYS MLA-059	MLA-059																			Y														
	Mono-2-ethylhexyl phthalate (MEHP)	AXYS MLA-059	MLA-059																			Y														
	Mono-benzyl phthalate (MBzP)	AXYS MLA-059	MLA-059																			Y														
	Mono-butyl phthalate (MBP) (n + iso)	AXYS MLA-059	MLA-059																			Y														
	Mono-cyclohexyl phthalate (MCHP)	AXYS MLA-059	MLA-059																			Y														
	Mono-ethyl phthalate (MEP)	AXYS MLA-059	MLA-059																			Y														
	Mono-iso-nonyl phthalate (MiNP)	AXYS MLA-059	MLA-059																			Y														
	Mono-methyl phthalate (MMP)	AXYS MLA-059	MLA-059																			Y														
HBCDD	alpha-hexabromocyclododecane (a-HBCDD)	AXYS MLA-070	MLA-070		Y																															
	beta-hexabromocyclododecane (b-HBCDD)	AXYS MLA-070	MLA-070		Y																															
	gamma-hexabromocyclododecane (g-HBCDD)	AXYS MLA-070	MLA-070		Y																															
OC Pesticides	2,4'-DDD	AXYS MLA-007	MLA-007		Y	Y										Y							Y														
		AXYS MLA-028	MLA-028		Y	Y										Y							Y											Y				
	2,4'-DDE	AXYS MLA-007	MLA-007		Y	Y										Y							Y														
		AXYS MLA-028	MLA-028		Y	Y										Y							Y											Y				
	2,4'-DDT	AXYS MLA-007	MLA-007		Y	Y										Y							Y														
		AXYS MLA-028	MLA-028		Y	Y										Y							Y											Y				
	4,4'-DDD	AXYS MLA-007	MLA-007		Y	Y		Y							Y	Y							Y						Y							Y	
		AXYS MLA-028	MLA-028		Y	Y		Y							Y	Y							Y						Y					Y		Y	
		EPA 625	MLA-007																									Y	Y			Y	Y		Y	Y	
		EPA 8270	MLA-007				Y	Y			Y	Y		Y	Y																						
	4,4'-DDE	AXYS MLA-007	MLA-007		Y	Y		Y							Y	Y							Y						Y							Y	
		AXYS MLA-028	MLA-028		Y	Y		Y							Y	Y							Y						Y					Y		Y	
		EPA 625	MLA-007																									Y	Y			Y	Y		Y	Y	
		EPA 8270	MLA-007				Y	Y			Y	Y		Y	Y																						
	4,4'-DDT	AXYS MLA-007	MLA-007		Y	Y		Y							Y	Y							Y						Y							Y	
		AXYS MLA-028	MLA-028		Y	Y		Y							Y	Y							Y						Y					Y		Y	
		EPA 625	MLA-007																									Y	Y			Y	Y		Y	Y	
		EPA 8270	MLA-007				Y	Y			Y	Y		Y	Y																						
	Aldrin	AXYS MLA-007	MLA-007		Y	Y		Y							Y	Y							Y						Y							Y	
		AXYS MLA-028	MLA-028		Y	Y		Y							Y	Y							Y						Y					Y		Y	
		EPA 625	MLA-007																									Y	Y			Y	Y		Y	Y	
		EPA 8270	MLA-007				Y	Y			Y	Y		Y	Y																						
	Alpha-HCH	AXYS MLA-007	MLA-007		Y	Y		Y							Y	Y							Y						Y							Y	
		AXYS MLA-028	MLA-028		Y	Y		Y							Y	Y							Y						Y					Y		Y	
		EPA 625	MLA-007																									Y	Y			Y	Y		Y	Y	
		EPA 8270	MLA-007				Y	Y			Y	Y		Y	Y																						
	Beta-HCH	AXYS MLA-007	MLA-007		Y	Y		Y							Y	Y							Y						Y							Y	
		AXYS MLA-028	MLA-028		Y	Y		Y							Y	Y							Y						Y					Y		Y	
		EPA 625	MLA-007																									Y	Y			Y	Y		Y	Y	
		EPA 8270	MLA-007				Y	Y			Y	Y		Y	Y																						
	Chlordane, technical	AXYS MLA-007	MLA-007					Y							Y														Y							Y	
		EPA 625	MLA-007																									Y							Y		
		EPA 8270	MLA-007				Y	Y			Y	Y		Y	Y															Y			Y	Y		Y		

Accreditation Scope

AXYS Analytical Services Ltd.
file ref.: ACC-101 Rev.22

Compound Class	Compound	Accredited Method ID	AXYS Method ID	Pulp	Serum	Solids									Tissue						Urine	Water	Water, Drinking				Water, Non-Potable								
				CALA	CALA	CALA	California DPH	Florida DOH	Minnesota DOH	New Jersey DEP	New York DOH	Virginia DGS	Washington DE	Maine DOH	ANAB	CALA	Florida DOH	Minnesota DOH	New Jersey DEP	Virginia DGS	ANAB	CALA	CALA	Florida DOH	Minnesota DOH	New Jersey DEP	ANAB	California DPH	Florida DOH	Minnesota DOH	New Jersey DEP	New York DOH	Virginia DGS	Washington DE	Maine DOH	ANAB	Pennsylvania DEP
	cis-Chlordane (alpha-Chlordane)	AXYS MLA-007	MLA-007		Y	Y		Y						Y	Y							Y						Y						Y	
		AXYS MLA-028	MLA-028		Y	Y		Y						Y	Y							Y						Y					Y	Y	
		EPA 8270	MLA-007					Y			Y			Y	Y													Y			Y			Y	Y	
	cis-Nonachlor	AXYS MLA-007	MLA-007		Y	Y									Y							Y													
		AXYS MLA-028	MLA-028		Y	Y									Y							Y											Y			
	Delta-HCH	AXYS MLA-007	MLA-007		Y	Y		Y						Y	Y							Y						Y						Y	
		AXYS MLA-028	MLA-028		Y	Y		Y						Y	Y							Y						Y					Y	Y	
		EPA 608	MLA-007																									Y				Y	Y		Y	
		EPA 8081	MLA-007					Y			Y	Y			Y																					
	Dieldrin	AXYS MLA-007	MLA-007		Y	Y		Y						Y	Y							Y						Y						Y	
		AXYS MLA-028	MLA-028		Y	Y		Y						Y	Y							Y						Y					Y	Y	
		EPA 608	MLA-007																									Y	Y			Y	Y		Y	
		EPA 8081	MLA-007				Y	Y			Y	Y		Y	Y																					
	Endosulphan I	AXYS MLA-007	MLA-007		Y	Y		Y						Y	Y							Y						Y						Y	
		AXYS MLA-028	MLA-028		Y	Y		Y						Y	Y							Y						Y					Y	Y	
		EPA 608	MLA-007																									Y	Y			Y	Y		Y	
		EPA 8081	MLA-007				Y	Y			Y	Y		Y	Y																					
	Endosulphan II	AXYS MLA-007	MLA-007		Y	Y		Y						Y	Y							Y						Y						Y	
		AXYS MLA-028	MLA-028		Y	Y		Y						Y	Y							Y						Y					Y	Y	
		EPA 608	MLA-007																									Y	Y			Y	Y		Y	
		EPA 8081	MLA-007				Y	Y			Y	Y		Y	Y																					
	Endosulphan sulphate	AXYS MLA-007	MLA-007		Y	Y		Y						Y	Y							Y						Y						Y	
		AXYS MLA-028	MLA-028		Y	Y		Y						Y	Y							Y						Y					Y	Y	
		EPA 608	MLA-007																									Y	Y			Y	Y		Y	
		EPA 8081	MLA-007				Y	Y			Y	Y		Y	Y																					
	Endrin	AXYS MLA-007	MLA-007		Y	Y		Y						Y	Y							Y						Y						Y	
		AXYS MLA-028	MLA-028		Y	Y		Y						Y	Y							Y						Y					Y	Y	
		EPA 608	MLA-007																									Y	Y			Y	Y		Y	
		EPA 8081	MLA-007				Y	Y			Y	Y		Y	Y																					
	Endrin aldehyde	AXYS MLA-007	MLA-007			Y		Y							Y								Y						Y						Y	
		AXYS MLA-028	MLA-028		Y	Y		Y							Y	Y						Y						Y					Y		Y	
		EPA 608	MLA-007																									Y	Y			Y	Y		Y	
		EPA 8081	MLA-007				Y	Y			Y	Y		Y	Y																					
	Endrin ketone	AXYS MLA-007	MLA-007		Y	Y		Y							Y	Y						Y						Y							
		AXYS MLA-028	MLA-028		Y	Y		Y							Y	Y						Y												Y		
		EPA 8081	MLA-007					Y			Y				Y																					
	Gamma-HCH (Lindane)	AXYS MLA-007	MLA-007		Y	Y		Y							Y	Y						Y						Y						Y	
		AXYS MLA-028	MLA-028		Y	Y		Y							Y	Y						Y						Y						Y	
		EPA 625	MLA-007																									Y	Y			Y	Y		Y	
		EPA 8270	MLA-007					Y			Y				Y																					
	Heptachlor	AXYS MLA-007	MLA-007		Y	Y		Y							Y	Y						Y						Y						Y	
		AXYS MLA-028	MLA-028		Y	Y		Y							Y	Y						Y						Y						Y	
		EPA 625	MLA-007																									Y	Y			Y	Y		Y	
		EPA 8270	MLA-007					Y			Y				Y																					
	Heptachlor epoxide	AXYS MLA-007	MLA-007		Y	Y		Y							Y	Y						Y						Y						Y	
		AXYS MLA-028	MLA-028		Y	Y		Y							Y	Y						Y						Y						Y	
		EPA 608	MLA-007																									Y	Y			Y	Y		Y	
		EPA 8081	MLA-007					Y			Y	Y		Y	Y																					
	Hexachlorobenzene	AXYS MLA-007	MLA-007		Y	Y		Y							Y	Y						Y						Y						Y	
		AXYS MLA-028	MLA-028		Y	Y		Y							Y	Y						Y						Y						Y	
		EPA 1625	MLA-007																									Y	Y			Y				

Accreditation Scope

AXYS Analytical Services Ltd.
file ref.: ACC-101 Rev.22

				Pulp	Serum	Solids										Tissue						Urine	Water	Water, Drinking				Water, Non-Potable								
Compound Class	Compound	Accredited Method ID	AXYS Method ID	CALA	CALA	CALA	California DPH	Florida DOH	Minnesota DOH	New Jersey DEP	New York DOH	Virginia DGS	Washington DE	Maine DOH	ANAB	CALA	Florida DOH	Minnesota DOH	New Jersey DEP	Virginia DGS	ANAB	CALA	CALA	Florida DOH	Minnesota DOH	New Jersey DEP	ANAB	California DPH	Florida DOH	Minnesota DOH	New Jersey DEP	New York DOH	Virginia DGS	Washington DE	Maine DOH	ANAB	Pennsylvania DEP
		EPA 8270	MLA-007				Y	Y			Y	Y		Y	Y																				
	Methoxychlor	AXYS MLA-007	MLA-007		Y	Y		Y							Y	Y							Y					Y							Y	
		AXYS MLA-028	MLA-028		Y	Y		Y							Y	Y							Y					Y						Y	Y	
		EPA 608	MLA-007																									Y				Y	Y			Y	
		EPA 8081	MLA-007				Y	Y			Y	Y		Y	Y																						
		SM6630B	MLA-007																									Y									
	Mirex	AXYS MLA-007	MLA-007		Y	Y		Y								Y							Y					Y							Y	
		AXYS MLA-028	MLA-028		Y	Y										Y							Y					Y						Y	Y	
		EPA 8270	MLA-007					Y			Y																	Y				Y	Y		Y	Y	
	Oxychlordane	AXYS MLA-007	MLA-007		Y	Y										Y							Y													
		AXYS MLA-028	MLA-028		Y	Y										Y							Y											Y		
	trans-Chlordane (gamma-Chlordane)	AXYS MLA-007	MLA-007		Y	Y		Y							Y	Y							Y					Y							Y	
		AXYS MLA-028	MLA-028		Y	Y		Y							Y	Y							Y					Y						Y	Y	
		EPA 8270	MLA-007					Y			Y			Y	Y													Y				Y		Y	Y	
	trans-Nonachlor	AXYS MLA-007	MLA-007		Y	Y										Y																				
		AXYS MLA-028	MLA-028		Y	Y										Y							Y											Y		
PAH	1,2,6-Trimethylphenanthrene	AXYS MLA-021	MLA-021			Y																	Y												
	1,2-Dimethylnaphthalene	AXYS MLA-021	MLA-021			Y																	Y												
	1,4,6,7-Tetramethylnaphthalene	AXYS MLA-021	MLA-021			Y																	Y												
	1,7-Dimethylfluorene	AXYS MLA-021	MLA-021			Y																	Y												
	1,7-Dimethylphenanthrene	AXYS MLA-021	MLA-021			Y																	Y												
	1,8-Dimethylphenanthrene	AXYS MLA-021	MLA-021			Y																	Y												
	1-Methylchrysene	AXYS MLA-021	MLA-021			Y																	Y												
	1-Methylnaphthalene	AXYS MLA-021	MLA-021			Y																	Y												
	1-Methylphenanthrene	AXYS MLA-021	MLA-021			Y																	Y												
	2,3,5-Trimethylnaphthalene	AXYS MLA-021	MLA-021			Y																	Y												
	2,3,6-Trimethylnaphthalene	AXYS MLA-021	MLA-021			Y																	Y												
	2,4-Dimethyldibenzothiophene	AXYS MLA-021	MLA-021			Y																	Y												
	2,6-Dimethylnaphthalene	AXYS MLA-021	MLA-021			Y																	Y												
	2,6-Dimethylphenanthrene	AXYS MLA-021	MLA-021			Y																	Y												
	2/3-Methyldibenzothiophenes	AXYS MLA-021	MLA-021			Y																	Y												
	2-Methylanthracene	AXYS MLA-021	MLA-021			Y																	Y												
	2-Methylfluorene	AXYS MLA-021	MLA-021			Y																	Y												
	2-methylnaphthalene	AXYS MLA-021	MLA-021			Y		Y							Y								Y												
		EPA 8270	MLA-021				Y	Y			Y				Y																					
	2-Methylphenanthrene	AXYS MLA-021	MLA-021			Y																	Y												
	3,6-Dimethylphenanthrene	AXYS MLA-021	MLA-021			Y																	Y												
	3-Methylfluoranthene/ Benzo(a)fluorene	AXYS MLA-021	MLA-021			Y																	Y												
	3-Methylphenanthrene	AXYS MLA-021	MLA-021			Y																	Y												
	5,9-Dimethylchrysene	AXYS MLA-021	MLA-021			Y																	Y												
	5/6-Methylchrysenes	AXYS MLA-021	MLA-021			Y																	Y												
	7-Methylbenzo(a)pyrene	AXYS MLA-021	MLA-021			Y																	Y												
	9/4-Methylphenanthrenes	AXYS MLA-021	MLA-021			Y																	Y												
	Acenaphthene	AXYS MLA-021	MLA-021			Y		Y							Y	Y							Y						Y							Y	
		EPA 1625	MLA-021																									Y	Y			Y	Y			Y	
		EPA 8270	MLA-021				Y	Y			Y	Y		Y	Y																						
	Acenaphthylene	AXYS MLA-021	MLA-021			Y		Y							Y	Y							Y						Y							Y	
		EPA 1625	MLA-021																									Y	Y			Y	Y			Y	
		EPA 8270	MLA-021				Y	Y			Y	Y		Y	Y																						
	Anthracene	AXYS MLA-021	MLA-021			Y		Y							Y	Y							Y						Y							Y	
		EPA 1625	MLA-021																									Y	Y			Y	Y				

Accreditation Scope

AXYS Analytical Services Ltd.
file ref.: ACC-101 Rev.22

Compound Class	Compound	Accredited Method ID	AXYS Method ID	Pulp	Serum	Solids									Tissue						Urine	Water	Water, Drinking				Water, Non-Potable								
				CALA	CALA	CALA	California DPH	Florida DOH	Minnesota DOH	New Jersey DEP	New York DOH	Virginia DGS	Washington DE	Maine DOH	ANAB	CALA	Florida DOH	Minnesota DOH	New Jersey DEP	Virginia DGS	ANAB	CALA	CALA	Florida DOH	Minnesota DOH	New Jersey DEP	ANAB	California DPH	Florida DOH	Minnesota DOH	New Jersey DEP	New York DOH	Virginia DGS	Washington DE	Maine DOH	ANAB	Pennsylvania DEP
		EPA 8270	MLA-021				Y	Y			Y	Y		Y	Y																				
	Benz[a]anthracene	AXYS MLA-021	MLA-021			Y		Y							Y	Y						Y							Y							Y	
		EPA 1625	MLA-021																								Y	Y			Y	Y			Y	
		EPA 8270	MLA-021				Y	Y			Y	Y		Y	Y																					
	Benzo[a]pyrene	AXYS MLA-021	MLA-021			Y		Y							Y	Y						Y							Y							Y	
		EPA 1625	MLA-021																								Y	Y			Y	Y			Y	
		EPA 8270	MLA-021				Y	Y			Y	Y		Y	Y																					
	Benzo[b]fluoranthene	AXYS MLA-021	MLA-021			Y		Y							Y	Y						Y							Y							Y	
		EPA 1625	MLA-021																								Y	Y			Y	Y		Y	Y	
		EPA 8270	MLA-021				Y	Y			Y	Y		Y	Y																					
	Benzo[e]pyrene	AXYS MLA-021	MLA-021			Y										Y						Y														
	Benzo[ghi]perylene	AXYS MLA-021	MLA-021			Y		Y							Y	Y						Y							Y							Y	
		EPA 1625	MLA-021																								Y	Y			Y	Y			Y	
		EPA 8270	MLA-021				Y	Y			Y	Y		Y	Y																					
	Benzo[j/k]fluoranthenes	AXYS MLA-021	MLA-021													Y						Y														
	Benzo[k]fluoranthene	AXYS MLA-021	MLA-021					Y							Y							Y							Y							Y	
		EPA 1625	MLA-021																								Y	Y			Y	Y		Y	Y	
		EPA 8270	MLA-021				Y	Y			Y			Y	Y																					
	Biphenyl	AXYS MLA-021	MLA-021			Y																Y														
	C1-Acenaphthenes	AXYS MLA-021	MLA-021			Y																Y														
	C1-Benz(a)anthracenes/chrysenes	AXYS MLA-021	MLA-021			Y																Y														
	C1-Benzofluoranthenes/ Benzopyrenes	AXYS MLA-021	MLA-021			Y																Y														
	C1-Biphenyls	AXYS MLA-021	MLA-021			Y																Y														
	C1-Dibenzothiophene	AXYS MLA-021	MLA-021			Y																Y														
	C1-Fluoranthenes/Pyrenes	AXYS MLA-021	MLA-021			Y																Y														
	C1-Fluorenes	AXYS MLA-021	MLA-021			Y																Y														
	C1-Naphthalenes	AXYS MLA-021	MLA-021			Y																Y														
	C1-Phenanthrenes/Anthracenes	AXYS MLA-021	MLA-021			Y																Y														
	C2-Benz(a)anthracenes/Chrysenes	AXYS MLA-021	MLA-021			Y																Y														
	C2-Benzofluoranthenes/ Benzopyrenes	AXYS MLA-021	MLA-021			Y																Y														
	C2-Biphenyls	AXYS MLA-021	MLA-021			Y																Y														
	C2-Dibenzothiophene	AXYS MLA-021	MLA-021			Y																Y														
	C2-Fluoranthenes/Pyrenes	AXYS MLA-021	MLA-021			Y																Y														
	C2-Fluorenes	AXYS MLA-021	MLA-021			Y																Y														
	C2-Naphthalenes	AXYS MLA-021	MLA-021			Y																Y														
	C2-Phenanthrenes/Anthracenes	AXYS MLA-021	MLA-021			Y																Y														
	C3-Benz(a)anthracenes/Chrysenes	AXYS MLA-021	MLA-021			Y																Y														
	C3-Dibenzothiophene	AXYS MLA-021	MLA-021			Y																Y														
	C3-Fluoranthenes/Pyrenes	AXYS MLA-021	MLA-021			Y																Y														
	C3-Fluorenes	AXYS MLA-021	MLA-021			Y																Y														
	C3-Naphthalenes	AXYS MLA-021	MLA-021			Y																Y														
	C3-Phenanthrenes/Anthracenes	AXYS MLA-021	MLA-021			Y																Y														
	C4-Benz(a)anthracenes/Chrysenes	AXYS MLA-021	MLA-021			Y																Y														
	C4-Dibenzothiophene	AXYS MLA-021	MLA-021			Y																Y														
	C4-Fluoranthenes/Pyrenes	AXYS MLA-021	MLA-021			Y																Y														
	C4-Naphthalenes	AXYS MLA-021	MLA-021			Y																Y														
	C4-Phenanthrenes/Anthracenes	AXYS MLA-021	MLA-021			Y																Y														
	Chrysene	AXYS MLA-021	MLA-021			Y		Y							Y	Y						Y							Y							Y	
		EPA 1625	MLA-021																								Y	Y			Y	Y			Y	
		EPA 8270	MLA-021				Y	Y			Y	Y		Y	Y																					
	Dibenz[ah]anthracene	AXYS MLA-021	MLA-021			Y										Y						Y														

Accreditation Scope

AXYS Analytical Services Ltd.
file ref.: ACC-101 Rev.22

Compound Class	Compound	Accredited Method ID	AXYS Method ID	Pulp	Serum	Solids									Tissue						Urine	Water	Water, Drinking				Water, Non-Potable								
				CALA	CALA	CALA	California DPH	Florida DOH	Minnesota DOH	New Jersey DEP	New York DOH	Virginia DGS	Washington DE	Maine DOH	ANAB	CALA	Florida DOH	Minnesota DOH	New Jersey DEP	Virginia DGS	ANAB	CALA	CALA	Florida DOH	Minnesota DOH	New Jersey DEP	ANAB	California DPH	Florida DOH	Minnesota DOH	New Jersey DEP	New York DOH	Virginia DGS	Washington DE	Maine DOH	ANAB	Pennsylvania DEP
	Dibenzo[ah]anthracene	AXYS MLA-021	MLA-021					Y							Y													Y							Y	
		EPA 1625	MLA-021																								Y	Y			Y	Y			Y	
		EPA 8270	MLA-021				Y	Y			Y	Y		Y	Y																					
	Dibenzothiophene	AXYS MLA-021	MLA-021			Y																Y														
	Fluoranthene	AXYS MLA-021	MLA-021			Y		Y							Y	Y						Y							Y							Y	
		EPA 1625	MLA-021																								Y	Y			Y	Y			Y	
		EPA 8270	MLA-021				Y	Y			Y	Y		Y	Y																					
	Fluorene	AXYS MLA-021	MLA-021			Y		Y							Y	Y						Y							Y							Y	
		EPA 1625	MLA-021																								Y	Y			Y	Y			Y	
		EPA 8270	MLA-021				Y	Y			Y	Y		Y	Y																					
	Indeno[1,2,3-cd]pyrene	AXYS MLA-021	MLA-021			Y		Y							Y	Y						Y							Y							Y	
		EPA 1625	MLA-021																								Y	Y			Y	Y			Y	
		EPA 8270	MLA-021				Y	Y			Y	Y		Y	Y																					
	Naphthalene	AXYS MLA-021	MLA-021			Y		Y							Y	Y						Y							Y							Y	
		EPA 1625	MLA-021																								Y	Y			Y	Y			Y	
		EPA 8270	MLA-021				Y	Y			Y	Y		Y	Y																					
	Perylene	AXYS MLA-021	MLA-021			Y									Y							Y														
	Phenanthrene	AXYS MLA-021	MLA-021			Y		Y							Y	Y						Y							Y							Y	
		EPA 1625	MLA-021																								Y	Y			Y	Y			Y	
		EPA 8270	MLA-021				Y	Y			Y	Y		Y	Y																					
	Pyrene	AXYS MLA-021	MLA-021			Y		Y							Y	Y						Y							Y							Y	
		EPA 1625	MLA-021																								Y	Y			Y	Y			Y	
		EPA 8270	MLA-021				Y	Y			Y	Y		Y	Y																					
	Retene	AXYS MLA-021	MLA-021			Y																Y														
Parabens	Benzylparaben (Benzyl 4-hydroxybenzoate)	AXYS MLA-064	MLA-064																				Y													
	Butylparaben (n-Butyl 4-hydroxybenzoate and isobutyl 4-hydroxybenzoate)	AXYS MLA-064	MLA-064																				Y													
	Ethylparaben (Ethyl 4-hydroxybenzoate)	AXYS MLA-064	MLA-064																				Y													
	Isopropylparaben (Isopropyl 4-hydroxybenzoate)	AXYS MLA-064	MLA-064																				Y													
	Methylparaben (Methyl 4-hydroxybenzoate)	AXYS MLA-064	MLA-064																				Y													
	n-Propylparaben (Propyl 4-hydroxybenzoate)	AXYS MLA-064	MLA-064																				Y													
PBDPE	BDE 10 2,6-dibromodiphenylether	EPA 1614	MLA-033										Y																					Y		
		AXYS MLA-033	MLA-033		Y	Y									Y							Y														
	BDE 100 2,2',4,4',6-pentabromodiphenylether	EPA 1614	MLA-033										Y																					Y		
		AXYS MLA-033	MLA-033		Y	Y									Y							Y														
	BDE 105 2,3,3',4,4'-pentabromodiphenylether	EPA 1614	MLA-033										Y																					Y		
		AXYS MLA-033	MLA-033		Y	Y									Y							Y														
	BDE 11 3,3'-dibromodiphenylether	EPA 1614	MLA-033										Y																					Y		
		AXYS MLA-033	MLA-033		Y	Y									Y							Y														
	BDE 116 2,3,4,5,6-pentabromodiphenylether	EPA 1614	MLA-033										Y																					Y		
		AXYS MLA-033	MLA-033		Y	Y									Y							Y														
	BDE 119 2,3',4,4',6-pentabromodiphenylether	EPA 1614	MLA-033										Y																					Y		
		AXYS MLA-033	MLA-033		Y	Y									Y							Y														
	BDE 12 3,4-dibromodiphenylether	EPA 1614	MLA-033										Y																					Y		
		AXYS MLA-033	MLA-033		Y	Y									Y							Y														
	BDE 126 3,3',4,4',5-pentabromodiphenylether	EPA 1614	MLA-033										Y																					Y		
		AXYS MLA-033	MLA-033		Y	Y									Y							Y														
	BDE 13 3,4'-dibromodiphenylether	EPA 1614	MLA-033										Y																					Y		
		AXYS MLA-033	MLA-033		Y	Y									Y							Y														
	BDE 140 2,2',3,4,4',6'-hexabromodiphenylether	EPA 1614	MLA-033										Y																					Y		
		AXYS MLA-033	MLA-033		Y	Y									Y							Y														
	BDE 15 4,4'-dibromodiphenylether	EPA 1614	MLA-033										Y																					Y		

Accreditation Scope

AXYS Analytical Services Ltd.
file ref.: ACC-101 Rev.22

				Pulp	Serum	Solids										Tissue						Urine	Water	Water, Drinking				Water, Non-Potable									
Compound Class	Compound	Accredited Method ID	AXYS Method ID	CALA	CALA	CALA	California DPH	Florida DOH	Minnesota DOH	New Jersey DEP	New York DOH	Virginia DGS	Washington DE	Maine DOH	ANAB	CALA	Florida DOH	Minnesota DOH	New Jersey DEP	Virginia DGS	ANAB	CALA	CALA	Florida DOH	Minnesota DOH	New Jersey DEP	ANAB	California DPH	Florida DOH	Minnesota DOH	New Jersey DEP	New York DOH	Virginia DGS	Washington DE	Maine DOH	ANAB	Pennsylvania DEP
		AXYS MLA-033	MLA-033		Y	Y										Y							Y														
	BDE 153 2,2',4,4',5,5'-hexabromodiphenylether	EPA 1614	MLA-033										Y																					Y			
		AXYS MLA-033	MLA-033		Y	Y										Y							Y														
	BDE 154 2,2',4,4',5',6-hexabromodiphenylether	EPA 1614	MLA-033										Y																					Y			
		AXYS MLA-033	MLA-033		Y	Y										Y							Y														
	BDE 155 2,2',4,4',6,6'-hexabromodiphenylether	EPA 1614	MLA-033										Y																					Y			
		AXYS MLA-033	MLA-033		Y	Y										Y							Y														
	BDE 166 2,3,4,4',5,6-hexabromodiphenylether	EPA 1614	MLA-033										Y																					Y			
		AXYS MLA-033	MLA-033		Y	Y										Y							Y														
	BDE 17 2,2',4-tribromodiphenylether	EPA 1614	MLA-033										Y																					Y			
		AXYS MLA-033	MLA-033		Y	Y										Y							Y														
	BDE 181 2,2',3,4,4',5,6-heptabromodiphenylether	EPA 1614	MLA-033										Y																					Y			
		AXYS MLA-033	MLA-033		Y	Y										Y							Y														
	BDE 190 2,3,3',4,4',5,6-heptabromodiphenylether	EPA 1614	MLA-033										Y																					Y			
		AXYS MLA-033	MLA-033		Y	Y										Y							Y														
	BDE 206 2,2',3,3',4,4',5,5',6-nonabromodiphenylether	EPA 1614	MLA-033										Y																					Y			
		AXYS MLA-033	MLA-033		Y	Y										Y							Y														
	BDE 207 2,2',3,3',4,4',5,6,6'-nonabromodiphenylether	EPA 1614	MLA-033										Y																					Y			
		AXYS MLA-033	MLA-033		Y	Y										Y							Y														
	BDE 208 2,2',3,3',4,5,5',6,6'-nonabromodiphenylether	EPA 1614	MLA-033										Y																					Y			
		AXYS MLA-033	MLA-033		Y	Y										Y							Y														
	BDE 209 Decabromodiphenylether	EPA 1614	MLA-033										Y																					Y			
		AXYS MLA-033	MLA-033		Y	Y										Y							Y														
	BDE 25 2,3',4-tribromodiphenylether	EPA 1614	MLA-033										Y																					Y			
		AXYS MLA-033	MLA-033		Y	Y										Y							Y														
	BDE 28 2,4,4'-tribromodiphenylether	EPA 1614	MLA-033										Y																					Y			
		AXYS MLA-033	MLA-033		Y	Y										Y							Y														
	BDE 30 2,4,6-tribromodiphenylether	EPA 1614	MLA-033										Y																					Y			
		AXYS MLA-033	MLA-033		Y	Y										Y							Y														
	BDE 35 3,3',4-tribromodiphenylether	EPA 1614	MLA-033										Y																					Y			
		AXYS MLA-033	MLA-033		Y	Y										Y							Y														
	BDE 37 3,4,4'-tribromodiphenylether	EPA 1614	MLA-033										Y																					Y			
		AXYS MLA-033	MLA-033		Y	Y										Y							Y														
	BDE 47 2,2',4,4'-tetrabromodiphenylether	EPA 1614	MLA-033										Y																					Y			
		AXYS MLA-033	MLA-033		Y	Y										Y							Y														
	BDE 49 2,2',4,5'-tetrabromodiphenylether	EPA 1614	MLA-033										Y																					Y			
		AXYS MLA-033	MLA-033		Y	Y										Y							Y														
	BDE 66 2,3',4,4'-tetrabromodiphenylether	EPA 1614	MLA-033										Y																					Y			
		AXYS MLA-033	MLA-033		Y	Y										Y							Y														
	BDE 7 2,4-dibromodiphenylether	EPA 1614	MLA-033										Y																					Y			
		AXYS MLA-033	MLA-033		Y	Y										Y							Y														
	BDE 75 2,4,4',6-tetrabromodiphenylether	EPA 1614	MLA-033										Y																					Y			
		AXYS MLA-033	MLA-033		Y	Y										Y							Y														
	BDE 77 3,3',4,4'-tetrabromodiphenylether	EPA 1614	MLA-033										Y																					Y			
		AXYS MLA-033	MLA-033		Y	Y										Y							Y														
	BDE 8 2,4'-dibromodiphenylether	EPA 1614	MLA-033										Y																					Y			
		AXYS MLA-033	MLA-033		Y	Y										Y							Y														
	BDE 85 2,2',3,4,4'-pentabromodiphenylether	EPA 1614	MLA-033										Y																					Y			
		AXYS MLA-033	MLA-033		Y	Y										Y							Y														
	BDE 99 2,2',4,4',5-pentabromodiphenylether	EPA 1614	MLA-033										Y																					Y			
		AXYS MLA-033	MLA-033		Y	Y										Y							Y														

Accreditation Scope

AXYS Analytical Services Ltd.
file ref.: ACC-101 Rev.22

Compound Class	Compound	Accredited Method ID	AXYS Method ID	Pulp	Serum	Solids										Tissue						Urine	Water	Water, Drinking				Water, Non-Potable								
				CALA	CALA	CALA	California DPH	Florida DOH	Minnesota DOH	New Jersey DEP	New York DOH	Virginia DGS	Washington DE	Maine DOH	ANAB	CALA	Florida DOH	Minnesota DOH	New Jersey DEP	Virginia DGS	ANAB	CALA	CALA	Florida DOH	Minnesota DOH	New Jersey DEP	ANAB	California DPH	Florida DOH	Minnesota DOH	New Jersey DEP	New York DOH	Virginia DGS	Washington DE	Maine DOH	ANAB	Pennsylvania DEP
	BDE-183 2,2',3,4,4',5',6-heptabromodiphenylether	EPA 1614	MLA-033										Y																				Y			
		AXYS MLA-033	MLA-033		Y	Y										Y							Y														
	BDE-33 2',3,4-tribromodiphenylether	EPA 1614	MLA-033										Y																				Y			
		AXYS MLA-033	MLA-033		Y	Y										Y							Y														
PCB	PCB 1 2-Chlorobiphenyl	EPA 1668	MLA-010					Y		Y	Y	Y	Y	Y	Y													Y		Y	Y	Y	Y		Y	Y
		AXYS MLA-010	MLA-010		Y	Y		Y							Y	Y							Y						Y								
	PCB 10 2,6-Dichlorobiphenyl	EPA 1668	MLA-010					Y		Y	Y	Y	Y		Y													Y		Y	Y	Y	Y		Y	Y
		AXYS MLA-010	MLA-010		Y	Y		Y							Y	Y							Y						Y								
	PCB 100 2,2',4,4',6-Pentachlorobiphenyl	EPA 1668	MLA-010					Y		Y	Y	Y	Y	Y	Y													Y		Y	Y	Y	Y		Y	Y
		AXYS MLA-010	MLA-010		Y	Y		Y							Y	Y							Y						Y								
	PCB 101 2,2',4,5,5'-Pentachlorobiphenyl	EPA 1668	MLA-010					Y		Y	Y	Y	Y	Y	Y													Y		Y	Y	Y	Y		Y	Y
		AXYS MLA-010	MLA-010		Y	Y		Y							Y	Y							Y						Y								
	PCB 101/90/89	AXYS MLA-007	MLA-007			Y										Y							Y														
	PCB 102 2,2',4,5,6'-Pentachlorobiphenyl	EPA 1668	MLA-010					Y		Y	Y	Y	Y	Y	Y													Y		Y	Y	Y	Y		Y	Y
		AXYS MLA-010	MLA-010		Y	Y		Y							Y	Y							Y						Y								
	PCB 103 2,2',4,5',6-Pentachlorobiphenyl	EPA 1668	MLA-010					Y		Y	Y	Y	Y	Y	Y													Y		Y	Y	Y	Y		Y	Y
		AXYS MLA-010	MLA-010		Y	Y		Y							Y	Y							Y						Y								
	PCB 104 2,2',4,6,6'-Pentachlorobiphenyl	EPA 1668	MLA-010					Y		Y	Y	Y	Y	Y	Y													Y		Y	Y	Y	Y		Y	Y
		AXYS MLA-010	MLA-010		Y	Y		Y							Y	Y							Y						Y								
	PCB 105 2,3,3',4,4'-Pentachlorobiphenyl	EPA 1668	MLA-010					Y		Y	Y	Y	Y	Y	Y													Y		Y	Y	Y	Y		Y	Y
		AXYS MLA-010	MLA-010		Y	Y		Y							Y	Y							Y						Y								
	PCB 105/127	AXYS MLA-007	MLA-007			Y										Y							Y														
	PCB 106 2,3,3',4,5-Pentachlorobiphenyl	EPA 1668	MLA-010					Y		Y	Y	Y	Y	Y	Y													Y		Y	Y	Y	Y		Y	Y
		AXYS MLA-010	MLA-010		Y	Y		Y							Y	Y							Y						Y								
	PCB 107 2,3,3',4',5-Pentachlorobiphenyl	EPA 1668	MLA-010					Y		Y	Y	Y	Y	Y	Y													Y		Y	Y	Y	Y		Y	Y
		AXYS MLA-010	MLA-010		Y	Y		Y							Y	Y							Y						Y								
	PCB 107/109	AXYS MLA-007	MLA-007			Y										Y							Y														
	PCB 108 2,3,3',4,5'-Pentachlorobiphenyl	EPA 1668	MLA-010					Y		Y	Y	Y	Y	Y	Y													Y		Y	Y	Y	Y		Y	Y
		AXYS MLA-010	MLA-010		Y	Y		Y							Y	Y							Y						Y								
	PCB 109 2,3,3',4,6-Pentachlorobiphenyl	EPA 1668	MLA-010					Y		Y	Y	Y	Y	Y	Y													Y		Y	Y	Y	Y		Y	Y
		AXYS MLA-010	MLA-010		Y	Y		Y							Y	Y							Y						Y								
	PCB 11 3,3'-Dichlorobiphenyl	EPA 1668	MLA-010					Y		Y	Y	Y	Y	Y	Y													Y		Y	Y	Y	Y		Y	Y
		AXYS MLA-010	MLA-010		Y	Y		Y							Y	Y							Y						Y								
	PCB 110 2,3,3',4',6-Pentachlorobiphenyl	AXYS MLA-007	MLA-007			Y										Y							Y														
		EPA 1668	MLA-010					Y		Y	Y	Y	Y	Y	Y													Y		Y	Y	Y	Y		Y	Y
		AXYS MLA-010	MLA-010		Y	Y		Y							Y	Y							Y						Y								
	PCB 111 2,3,3',5,5'-Pentachlorobiphenyl	EPA 1668	MLA-010					Y		Y	Y	Y	Y	Y	Y													Y		Y	Y	Y	Y		Y	Y
		AXYS MLA-010	MLA-010		Y	Y		Y							Y	Y							Y						Y								
	PCB 112 2,3,3',5,6-Pentachlorobiphenyl	EPA 1668	MLA-010					Y		Y	Y	Y	Y	Y	Y													Y		Y	Y	Y	Y		Y	Y
		AXYS MLA-010	MLA-010		Y	Y		Y							Y	Y							Y						Y								
	PCB 113 2,3,3',5',6-Pentachlorobiphenyl	EPA 1668	MLA-010					Y		Y	Y	Y	Y	Y	Y													Y		Y	Y	Y	Y		Y	Y
		AXYS MLA-010	MLA-010		Y	Y		Y							Y	Y							Y						Y								
	PCB 114 2,3,4,4',5-Pentachlorobiphenyl	EPA 1668	MLA-010					Y		Y	Y	Y	Y	Y	Y													Y		Y	Y	Y	Y		Y	Y
		AXYS MLA-010	MLA-010		Y	Y		Y							Y	Y							Y						Y								
	PCB 115 2,3,4,4',6-Pentachlorobiphenyl	EPA 1668	MLA-010					Y		Y	Y	Y	Y	Y	Y													Y		Y	Y	Y	Y		Y	Y
		AXYS MLA-010	MLA-010		Y	Y		Y							Y	Y							Y						Y								
	PCB 116 2,3,4,5,6-Pentachlorobiphenyl	EPA 1668	MLA-010					Y		Y	Y	Y	Y	Y	Y													Y		Y	Y	Y	Y		Y	Y
		AXYS MLA-010	MLA-010		Y	Y		Y							Y	Y							Y						Y								
	PCB 117 2,3,4',5,6-Pentachlorobiphenyl	EPA 1668	MLA-010					Y		Y	Y	Y	Y	Y	Y													Y		Y	Y	Y	Y		Y	Y
		AXYS MLA-010	MLA-010		Y	Y		Y							Y	Y							Y						Y								
	PCB 118 2,3',4,4',5-Pentachlorobiphenyl	AXYS MLA-901	MLA-901		Y																															

Accreditation Scope

AXYS Analytical Services Ltd.
file ref.: ACC-101 Rev.22

Compound Class	Compound	Accredited Method ID	AXYS Method ID	Pulp	Serum	Solids										Tissue							Urine	Water	Water, Drinking				Water, Non-Potable									
				CALA	CALA	CALA	California DPH	Florida DOH	Minnesota DOH	New Jersey DEP	New York DOH	Virginia DGS	Washington DE	Maine DOH	ANAB	CALA	Florida DOH	Minnesota DOH	New Jersey DEP	Virginia DGS	ANAB	CALA	CALA	Florida DOH	Minnesota DOH	New Jersey DEP	ANAB	California DPH	Florida DOH	Minnesota DOH	New Jersey DEP	New York DOH	Virginia DGS	Washington DE	Maine DOH	ANAB	Pennsylvania DEP
		EPA 1668	MLA-010					Y		Y	Y	Y	Y	Y	Y														Y		Y	Y	Y	Y		Y	Y
		AXYS MLA-010	MLA-010		Y	Y		Y							Y	Y							Y						Y							Y	
	PCB 118/116	AXYS MLA-007	MLA-007			Y										Y							Y														
	PCB 119 2,3',4,4',6-Pentachlorobiphenyl	EPA 1668	MLA-010					Y		Y	Y	Y	Y	Y	Y														Y		Y	Y	Y	Y		Y	Y
		AXYS MLA-010	MLA-010		Y	Y		Y							Y	Y							Y						Y							Y	
	PCB 12 3,4-Dichlorobiphenyl	EPA 1668	MLA-010					Y		Y	Y	Y	Y	Y	Y														Y		Y	Y	Y	Y		Y	Y
		AXYS MLA-010	MLA-010		Y	Y		Y							Y	Y							Y						Y							Y	
	PCB 120 2,3',4,5,5'-Pentachlorobiphenyl	EPA 1668	MLA-010					Y		Y	Y	Y	Y	Y	Y														Y		Y	Y	Y	Y		Y	Y
		AXYS MLA-010	MLA-010		Y	Y		Y							Y	Y							Y						Y							Y	
	PCB 121 2,3',4,5',6-Pentachlorobiphenyl	EPA 1668	MLA-010					Y		Y	Y	Y	Y	Y	Y														Y		Y	Y	Y	Y		Y	Y
		AXYS MLA-010	MLA-010		Y	Y		Y							Y	Y							Y						Y							Y	
	PCB 122 2,3,3',4',5'-Pentachlorobiphenyl	EPA 1668	MLA-010					Y		Y	Y	Y	Y	Y	Y														Y		Y	Y	Y	Y		Y	Y
		AXYS MLA-010	MLA-010		Y	Y		Y							Y	Y							Y						Y							Y	
	PCB 123 2,3',4,4',5'-Pentachlorobiphenyl	EPA 1668	MLA-010					Y		Y	Y	Y	Y	Y	Y														Y		Y	Y	Y	Y		Y	Y
		AXYS MLA-010	MLA-010		Y	Y		Y							Y	Y							Y						Y							Y	
	PCB 124 2,3',4',5,5'-Pentachlorobiphenyl	EPA 1668	MLA-010					Y		Y	Y	Y	Y	Y	Y														Y		Y	Y	Y	Y		Y	Y
		AXYS MLA-010	MLA-010		Y	Y		Y							Y	Y							Y						Y							Y	
	PCB 125 2,3',4',5',6-Pentachlorobiphenyl	EPA 1668	MLA-010					Y		Y	Y	Y	Y	Y	Y														Y		Y	Y	Y	Y		Y	Y
		AXYS MLA-010	MLA-010		Y	Y		Y							Y	Y							Y						Y							Y	
	PCB 126 3,3',4,4',5-Pentachlorobiphenyl	AXYS MLA-007	MLA-007			Y										Y							Y														
		EPA 1668	MLA-010					Y		Y	Y	Y	Y	Y	Y														Y		Y	Y	Y	Y		Y	Y
		AXYS MLA-010	MLA-010		Y	Y		Y							Y	Y							Y						Y							Y	
	PCB 127 3,3',4,5,5'-Pentachlorobiphenyl	EPA 1668	MLA-010					Y		Y	Y	Y	Y	Y	Y														Y		Y	Y	Y	Y		Y	Y
		AXYS MLA-010	MLA-010		Y	Y		Y							Y	Y							Y						Y							Y	
	PCB 128 2,2',3,3',4,4'-Hexachlorobiphenyl	AXYS MLA-007	MLA-007			Y										Y							Y														
		EPA 1668	MLA-010					Y		Y	Y	Y	Y	Y	Y														Y		Y	Y	Y	Y		Y	Y
		AXYS MLA-010	MLA-010		Y	Y		Y							Y	Y							Y						Y							Y	
	PCB 129 2,2',3,3',4,5-Hexachlorobiphenyl	AXYS MLA-007	MLA-007			Y										Y							Y														
		EPA 1668	MLA-010					Y		Y	Y	Y	Y	Y	Y														Y		Y	Y	Y	Y		Y	Y
		AXYS MLA-010	MLA-010		Y	Y		Y							Y	Y							Y						Y							Y	
	PCB 13 3,4'-Dichlorobiphenyl	EPA 1668	MLA-010					Y		Y	Y	Y	Y	Y	Y														Y		Y	Y	Y	Y		Y	Y
		AXYS MLA-010	MLA-010		Y	Y		Y							Y	Y							Y						Y							Y	
	PCB 130 2,2',3,3',4,5'-Hexachlorobiphenyl	AXYS MLA-007	MLA-007			Y										Y							Y														
		EPA 1668	MLA-010					Y		Y	Y	Y	Y		Y														Y		Y	Y	Y	Y		Y	Y
		AXYS MLA-010	MLA-010		Y	Y		Y							Y	Y							Y						Y							Y	
	PCB 131 2,2',3,3',4,6-Hexachlorobiphenyl	EPA 1668	MLA-010					Y		Y	Y	Y	Y	Y	Y														Y		Y	Y	Y	Y		Y	Y
		AXYS MLA-010	MLA-010		Y	Y		Y							Y	Y							Y						Y							Y	
	PCB 131/142	AXYS MLA-007	MLA-007			Y										Y							Y														
	PCB 132 2,2',3,3',4,6'-Hexachlorobiphenyl	EPA 1668	MLA-010					Y		Y	Y	Y	Y	Y	Y														Y		Y	Y	Y	Y		Y	Y
		AXYS MLA-010	MLA-010		Y	Y		Y							Y	Y							Y						Y							Y	
	PCB 133 2,2',3,3',5,5'-Hexachlorobiphenyl	EPA 1668	MLA-010					Y		Y	Y	Y	Y	Y	Y														Y		Y	Y	Y	Y		Y	Y
		AXYS MLA-010	MLA-010		Y	Y		Y							Y	Y							Y						Y							Y	
	PCB 134 2,2',3,3',5,6-Hexachlorobiphenyl	EPA 1668	MLA-010					Y		Y	Y	Y	Y	Y	Y														Y		Y	Y	Y	Y		Y	Y
		AXYS MLA-010	MLA-010		Y	Y		Y							Y	Y							Y						Y							Y	
	PCB 134/143	AXYS MLA-007	MLA-007			Y										Y							Y														
	PCB 135 2,2',3,3',5,6'-Hexachlorobiphenyl	EPA 1668	MLA-010					Y		Y	Y	Y	Y	Y	Y														Y		Y	Y	Y	Y		Y	Y
		AXYS MLA-010	MLA-010		Y	Y		Y							Y	Y							Y						Y							Y	
	PCB 136 2,2',3,3',6,6'-Hexachlorobiphenyl	AXYS MLA-007	MLA-007			Y										Y							Y														
		EPA 1668	MLA-010					Y		Y	Y	Y	Y	Y	Y														Y		Y	Y	Y	Y		Y	Y
		AXYS MLA-010	MLA-010		Y	Y		Y							Y	Y							Y						Y							Y	
	PCB 137 2,2',3,4,4',5-Hexachlorobiphenyl	AXYS MLA-007	MLA-007			Y										Y							Y														

Accreditation Scope

AXYS Analytical Services Ltd.
file ref.: ACC-101 Rev.22

Compound Class	Compound	Accredited Method ID	AXYS Method ID	Pulp	Serum	Solids										Tissue							Urine	Water	Water, Drinking				Water, Non-Potable									
				CALA	CALA	CALA	California DPH	Florida DOH	Minnesota DOH	New Jersey DEP	New York DOH	Virginia DGS	Washington DE	Maine DOH	ANAB	CALA	Florida DOH	Minnesota DOH	New Jersey DEP	Virginia DGS	ANAB	CALA	CALA	Florida DOH	Minnesota DOH	New Jersey DEP	ANAB	California DPH	Florida DOH	Minnesota DOH	New Jersey DEP	New York DOH	Virginia DGS	Washington DE	Maine DOH	ANAB	Pennsylvania DEP
		EPA 1668	MLA-010					Y		Y	Y	Y	Y	Y	Y														Y		Y	Y	Y	Y		Y	Y
		AXYS MLA-010	MLA-010		Y	Y		Y							Y	Y							Y						Y							Y	
	PCB 138 2,2',3,4,4',5'-Hexachlorobiphenyl	AXYS MLA-901	MLA-901		Y																																
		EPA 1668	MLA-010					Y		Y	Y	Y	Y	Y	Y														Y		Y	Y	Y	Y		Y	Y
		AXYS MLA-010	MLA-010		Y	Y		Y							Y	Y							Y						Y							Y	
	PCB 138/163/164	AXYS MLA-007	MLA-007			Y										Y							Y														
	PCB 139 2,2',3,4,4',6-Hexachlorobiphenyl	EPA 1668	MLA-010					Y		Y	Y	Y	Y	Y	Y														Y		Y	Y	Y	Y		Y	Y
		AXYS MLA-010	MLA-010		Y	Y		Y							Y	Y							Y						Y							Y	
	PCB 14 3,5-Dichlorobiphenyl	EPA 1668	MLA-010					Y		Y	Y	Y	Y	Y	Y														Y		Y	Y	Y	Y		Y	Y
		AXYS MLA-010	MLA-010		Y	Y		Y							Y	Y							Y						Y							Y	
	PCB 140 2,2',3,4,4',6'-Hexachlorobiphenyl	EPA 1668	MLA-010					Y		Y	Y	Y	Y	Y	Y														Y		Y	Y	Y	Y		Y	Y
		AXYS MLA-010	MLA-010		Y	Y		Y							Y	Y							Y						Y							Y	
	PCB 141 2,2',3,4,5,5'-Hexachlorobiphenyl	EPA 1668	MLA-010					Y		Y	Y	Y	Y	Y	Y														Y		Y	Y	Y	Y		Y	Y
		AXYS MLA-010	MLA-010		Y	Y		Y							Y	Y							Y						Y							Y	
	PCB 142 2,2',3,4,5,6-Hexachlorobiphenyl	EPA 1668	MLA-010					Y		Y	Y	Y	Y	Y	Y														Y		Y	Y	Y	Y		Y	Y
		AXYS MLA-010	MLA-010		Y	Y		Y							Y	Y							Y						Y							Y	
	PCB 143 2,2',3,4,5,6'-Hexachlorobiphenyl	EPA 1668	MLA-010					Y		Y	Y	Y	Y	Y	Y														Y		Y	Y	Y	Y		Y	Y
		AXYS MLA-010	MLA-010		Y	Y		Y							Y	Y							Y						Y							Y	
	PCB 144 2,2',3,4,5',6-Hexachlorobiphenyl	EPA 1668	MLA-010					Y		Y	Y	Y	Y	Y	Y														Y		Y	Y	Y	Y		Y	Y
		AXYS MLA-010	MLA-010		Y	Y		Y							Y	Y							Y						Y							Y	
	PCB 144/135	AXYS MLA-007	MLA-007			Y										Y							Y														
	PCB 145 2,2',3,4,6,6'-Hexachlorobiphenyl	EPA 1668	MLA-010					Y		Y	Y	Y	Y	Y	Y														Y		Y	Y	Y	Y		Y	Y
		AXYS MLA-010	MLA-010		Y	Y		Y							Y	Y							Y						Y							Y	
	PCB 146 2,2',3,4',5,5'-Hexachlorobiphenyl	AXYS MLA-007	MLA-007			Y										Y							Y														
		AXYS MLA-901	MLA-901		Y																																	
		EPA 1668	MLA-010					Y		Y	Y	Y	Y	Y	Y														Y		Y	Y	Y	Y		Y	Y
		AXYS MLA-010	MLA-010		Y	Y		Y							Y	Y							Y						Y							Y	
	PCB 147 2,2',3,4',5,6-Hexachlorobiphenyl	EPA 1668	MLA-010					Y		Y	Y	Y	Y	Y	Y														Y		Y	Y	Y	Y		Y	Y
		AXYS MLA-010	MLA-010		Y	Y		Y							Y	Y							Y						Y							Y	
	PCB 148 2,2',3,4',5,6'-Hexachlorobiphenyl	EPA 1668	MLA-010					Y		Y	Y	Y	Y	Y	Y														Y		Y	Y	Y	Y		Y	Y
		AXYS MLA-010	MLA-010		Y	Y		Y							Y	Y							Y						Y							Y	
	PCB 149 2,2',3,4',5',6-Hexachlorobiphenyl	EPA 1668	MLA-010					Y		Y	Y	Y	Y	Y	Y														Y		Y	Y	Y	Y		Y	Y
		AXYS MLA-010	MLA-010		Y	Y		Y							Y	Y							Y						Y							Y	
	PCB 149/139	AXYS MLA-007	MLA-007			Y										Y							Y														
	PCB 15 4,4'-Dichlorobiphenyl	AXYS MLA-007	MLA-007			Y										Y							Y														
		EPA 1668	MLA-010					Y		Y	Y	Y	Y	Y	Y														Y		Y	Y	Y	Y		Y	Y
		AXYS MLA-010	MLA-010		Y	Y		Y							Y	Y							Y						Y							Y	
	PCB 150 2,2',3,4',6,6'-Hexachlorobiphenyl	EPA 1668	MLA-010					Y		Y	Y	Y	Y	Y	Y														Y		Y	Y	Y	Y		Y	Y
		AXYS MLA-010	MLA-010		Y	Y		Y							Y	Y							Y						Y							Y	
	PCB 151 2,2',3,5,5',6-Hexachlorobiphenyl	AXYS MLA-007	MLA-007			Y										Y							Y														
		EPA 1668	MLA-010					Y		Y	Y	Y	Y	Y	Y														Y		Y	Y	Y	Y		Y	Y
		AXYS MLA-010	MLA-010		Y	Y		Y							Y	Y							Y						Y							Y	
	PCB 152 2,2',3,5,6,6'-Hexachlorobiphenyl	EPA 1668	MLA-010					Y		Y	Y	Y	Y	Y	Y														Y		Y	Y	Y	Y		Y	Y
		AXYS MLA-010	MLA-010		Y	Y		Y							Y	Y							Y						Y							Y	
	PCB 153 2,2',4,4',5,5'-Hexachlorobiphenyl	AXYS MLA-007	MLA-007			Y										Y							Y														
		AXYS MLA-901	MLA-901		Y																																	
		EPA 1668	MLA-010					Y		Y	Y	Y	Y	Y	Y														Y		Y	Y	Y	Y		Y	Y
		AXYS MLA-010	MLA-010		Y	Y		Y							Y	Y							Y						Y							Y	
	PCB 154 2,2',4,4',5,6'-Hexachlorobiphenyl	EPA 1668	MLA-010					Y		Y	Y	Y	Y	Y	Y														Y		Y	Y	Y	Y		Y	Y
		AXYS MLA-010	MLA-010		Y	Y		Y							Y	Y							Y						Y							Y	
	PCB 155 2,2',4,4',6,6'-Hexachlorobiphenyl	EPA 1668	MLA-010					Y		Y	Y	Y	Y	Y	Y														Y		Y	Y	Y	Y			

Accreditation Scope

AXYS Analytical Services Ltd.
file ref.: ACC-101 Rev.22

Compound Class	Compound	Accredited Method ID	AXYS Method ID	Pulp	Serum	Solids									Tissue							Urine	Water	Water, Drinking				Water, Non-Potable								
				CALA	CALA	CALA	California DPH	Florida DOH	Minnesota DOH	New Jersey DEP	New York DOH	Virginia DGS	Washington DE	Maine DOH	ANAB	CALA	Florida DOH	Minnesota DOH	New Jersey DEP	Virginia DGS	ANAB	CALA	CALA	Florida DOH	Minnesota DOH	New Jersey DEP	ANAB	California DPH	Florida DOH	Minnesota DOH	New Jersey DEP	New York DOH	Virginia DGS	Washington DE	Maine DOH	ANAB	Pennsylvania DEP
		AXYS MLA-010	MLA-010		Y	Y		Y						Y	Y							Y						Y							Y	
	PCB 156 2,3,3',4,4',5-Hexachlorobiphenyl	AXYS MLA-007	MLA-007			Y									Y							Y														
		AXYS MLA-901	MLA-901		Y																																
		EPA 1668	MLA-010					Y		Y	Y	Y	Y	Y	Y														Y		Y	Y	Y	Y		Y	Y
		AXYS MLA-010	MLA-010		Y	Y		Y							Y	Y							Y						Y							Y	
	PCB 157 2,3,3',4,4',5'-Hexachlorobiphenyl	AXYS MLA-007	MLA-007			Y									Y							Y														
		EPA 1668	MLA-010					Y		Y	Y	Y	Y	Y	Y														Y		Y	Y	Y	Y		Y	Y
		AXYS MLA-010	MLA-010		Y	Y		Y							Y	Y							Y						Y							Y	
	PCB 158 2,3,3',4,4',6-Hexachlorobiphenyl	EPA 1668	MLA-010					Y		Y	Y	Y	Y	Y	Y														Y		Y	Y	Y	Y		Y	Y
		AXYS MLA-010	MLA-010		Y	Y		Y							Y	Y							Y						Y							Y	
	PCB 158/160	AXYS MLA-007	MLA-007			Y									Y							Y														
	PCB 159 2,3,3',4,5,5'-Hexachlorobiphenyl	AXYS MLA-007	MLA-007			Y									Y							Y														
		EPA 1668	MLA-010					Y		Y	Y	Y	Y	Y	Y														Y		Y	Y	Y	Y		Y	Y
		AXYS MLA-010	MLA-010		Y	Y		Y							Y	Y							Y						Y							Y	
	PCB 16 2,2',3-Trichlorobiphenyl	EPA 1668	MLA-010					Y		Y	Y	Y	Y	Y	Y														Y		Y	Y	Y	Y		Y	Y
		AXYS MLA-010	MLA-010		Y	Y		Y							Y	Y							Y						Y							Y	
	PCB 16/32	AXYS MLA-007	MLA-007			Y									Y							Y														
	PCB 160 2,3,3',4,5,6-Hexachlorobiphenyl	AXYS MLA-007	MLA-007			Y									Y							Y														
		EPA 1668	MLA-010					Y		Y	Y	Y	Y	Y	Y														Y		Y	Y	Y	Y		Y	Y
		AXYS MLA-010	MLA-010		Y	Y		Y							Y	Y							Y						Y							Y	
	PCB 161 2,3,3',4,5',6-Hexachlorobiphenyl	AXYS MLA-007	MLA-007			Y									Y							Y														
		EPA 1668	MLA-010					Y		Y	Y	Y	Y	Y	Y														Y		Y	Y	Y	Y		Y	Y
		AXYS MLA-010	MLA-010		Y	Y		Y							Y	Y							Y						Y							Y	
	PCB 162 2,3,3',4',5,5'-Hexachlorobiphenyl	EPA 1668	MLA-010					Y		Y	Y	Y	Y	Y	Y														Y		Y	Y	Y	Y		Y	Y
		AXYS MLA-010	MLA-010		Y	Y		Y							Y	Y							Y						Y							Y	
	PCB 163 2,3,3',4',5,6-Hexachlorobiphenyl	EPA 1668	MLA-010					Y		Y	Y	Y	Y	Y	Y														Y		Y	Y	Y	Y		Y	Y
		AXYS MLA-010	MLA-010		Y	Y		Y							Y	Y							Y						Y							Y	
	PCB 164 2,3,3',4',5',6-Hexachlorobiphenyl	EPA 1668	MLA-010					Y		Y	Y	Y	Y	Y	Y														Y		Y	Y	Y	Y		Y	Y
		AXYS MLA-010	MLA-010		Y	Y		Y							Y	Y							Y						Y							Y	
	PCB 165 2,3,3',5,5',6-Hexachlorobiphenyl	EPA 1668	MLA-010					Y		Y	Y	Y	Y	Y	Y														Y		Y	Y	Y	Y		Y	Y
		AXYS MLA-010	MLA-010		Y	Y		Y							Y	Y							Y						Y							Y	
	PCB 166 2,3,4,4',5,6-Hexachlorobiphenyl	EPA 1668	MLA-010					Y		Y	Y	Y	Y	Y	Y														Y		Y	Y	Y	Y		Y	Y
		AXYS MLA-010	MLA-010		Y	Y		Y							Y	Y							Y						Y							Y	
	PCB 167 2,3',4,4',5,5'-Hexachlorobiphenyl	EPA 1668	MLA-010					Y		Y	Y	Y	Y	Y	Y														Y		Y	Y	Y	Y		Y	Y
		AXYS MLA-010	MLA-010		Y	Y		Y							Y	Y							Y						Y							Y	
	PCB 168 2,3',4,4',5',6-Hexachlorobiphenyl	EPA 1668	MLA-010					Y		Y	Y	Y	Y	Y	Y														Y		Y	Y	Y	Y		Y	Y
		AXYS MLA-010	MLA-010		Y	Y		Y							Y	Y							Y						Y							Y	
	PCB 169 3,3',4,4',5,5'-Hexachlorobiphenyl	AXYS MLA-007	MLA-007			Y									Y							Y														
		EPA 1668	MLA-010					Y		Y	Y	Y	Y	Y	Y														Y		Y	Y	Y	Y		Y	Y
		AXYS MLA-010	MLA-010		Y	Y		Y							Y	Y							Y						Y							Y	
	PCB 17 2,2',4-Trichlorobiphenyl	AXYS MLA-007	MLA-007			Y									Y							Y														
		EPA 1668	MLA-010					Y		Y	Y	Y	Y	Y	Y														Y		Y	Y	Y	Y		Y	Y
		AXYS MLA-010	MLA-010		Y	Y		Y							Y	Y							Y						Y							Y	
	PCB 170 2,2',3,3',4,4',5-Heptachlorobiphenyl	AXYS MLA-901	MLA-901		Y																																
		EPA 1668	MLA-010					Y		Y	Y	Y	Y	Y	Y														Y		Y	Y	Y	Y		Y	Y
		AXYS MLA-010	MLA-010		Y	Y		Y							Y	Y							Y						Y							Y	
	PCB 170/190	AXYS MLA-007	MLA-007			Y									Y							Y														
	PCB 171 2,2',3,3',4,4',6-Heptachlorobiphenyl	AXYS MLA-007	MLA-007			Y									Y							Y														
		EPA 1668	MLA-010					Y		Y	Y	Y	Y	Y	Y														Y		Y	Y	Y	Y		Y	Y
		AXYS MLA-010	MLA-010		Y	Y		Y							Y	Y							Y						Y							Y	
	PCB 172 2,2',3,3',4,5,5'-Heptachlorobiphenyl	EPA 1668	MLA-010					Y		Y	Y	Y	Y		Y														Y		Y	Y	Y	Y			

Accreditation Scope

AXYS Analytical Services Ltd.
file ref.: ACC-101 Rev.22

Compound Class	Compound	Accredited Method ID	AXYS Method ID	Pulp	Serum	Solids										Tissue						Urine	Water	Water, Drinking				Water, Non-Potable									
				CALA	CALA	CALA	California DPH	Florida DOH	Minnesota DOH	New Jersey DEP	New York DOH	Virginia DGS	Washington DE	Maine DOH	ANAB	CALA	Florida DOH	Minnesota DOH	New Jersey DEP	Virginia DGS	ANAB	CALA	CALA	Florida DOH	Minnesota DOH	New Jersey DEP	ANAB	California DPH	Florida DOH	Minnesota DOH	New Jersey DEP	New York DOH	Virginia DGS	Washington DE	Maine DOH	ANAB	Pennsylvania DEP
		AXYS MLA-010	MLA-010		Y	Y		Y						Y	Y							Y						Y							Y	
	PCB 172/192	AXYS MLA-007	MLA-007			Y										Y							Y														
	PCB 173 2,2',3,3',4,5,6-Heptachlorobiphenyl	EPA 1668	MLA-010					Y		Y	Y	Y	Y		Y														Y		Y	Y	Y	Y		Y	Y
		AXYS MLA-010	MLA-010		Y	Y		Y							Y	Y							Y						Y							Y	
	PCB 174 2,2',3,3',4,5,6'-Heptachlorobiphenyl	EPA 1668	MLA-010					Y		Y	Y	Y	Y	Y	Y														Y		Y	Y	Y	Y		Y	Y
		AXYS MLA-010	MLA-010		Y	Y		Y							Y	Y							Y						Y							Y	
	PCB 174/181	AXYS MLA-007	MLA-007			Y										Y							Y														
	PCB 175 2,2',3,3',4,5',6-Heptachlorobiphenyl	AXYS MLA-007	MLA-007			Y										Y							Y														
		EPA 1668	MLA-010					Y		Y	Y	Y	Y	Y	Y														Y		Y	Y	Y	Y		Y	Y
		AXYS MLA-010	MLA-010		Y	Y		Y							Y	Y							Y						Y							Y	
	PCB 176 2,2',3,3',4,6,6'-Heptachlorobiphenyl	AXYS MLA-007	MLA-007			Y										Y							Y														
		EPA 1668	MLA-010					Y		Y	Y	Y	Y	Y	Y														Y		Y	Y	Y	Y		Y	Y
		AXYS MLA-010	MLA-010		Y	Y		Y							Y	Y							Y						Y							Y	
	PCB 177 2,2',3,3',4,5',6'-Heptachlorobiphenyl	AXYS MLA-007	MLA-007			Y										Y							Y														
		EPA 1668	MLA-010					Y		Y	Y	Y	Y	Y	Y														Y		Y	Y	Y	Y		Y	Y
		AXYS MLA-010	MLA-010		Y	Y		Y							Y	Y							Y						Y							Y	
	PCB 178 2,2',3,3',5,5',6-Heptachlorobiphenyl	AXYS MLA-007	MLA-007			Y										Y							Y														
		EPA 1668	MLA-010					Y		Y	Y	Y	Y	Y	Y														Y		Y	Y	Y	Y		Y	Y
		AXYS MLA-010	MLA-010		Y	Y		Y							Y	Y							Y						Y							Y	
	PCB 179 2,2',3,3',5,6,6'-Heptachlorobiphenyl	AXYS MLA-007	MLA-007			Y										Y							Y														
		EPA 1668	MLA-010					Y		Y	Y	Y	Y	Y	Y														Y		Y	Y	Y	Y		Y	Y
		AXYS MLA-010	MLA-010		Y	Y		Y							Y	Y							Y						Y							Y	
	PCB 18 2,2',5-Trichlorobiphenyl	AXYS MLA-007	MLA-007			Y										Y							Y														
		EPA 1668	MLA-010					Y		Y	Y	Y	Y	Y	Y														Y		Y	Y	Y	Y		Y	Y
		AXYS MLA-010	MLA-010		Y	Y		Y							Y	Y							Y						Y							Y	
	PCB 180 2,2',3,4,4',5,5'-Heptachlorobiphenyl	AXYS MLA-007	MLA-007			Y										Y							Y														
		AXYS MLA-901	MLA-901		Y																																
		EPA 1668	MLA-010					Y		Y	Y	Y	Y	Y	Y														Y		Y	Y	Y	Y		Y	Y
		AXYS MLA-010	MLA-010		Y	Y		Y							Y	Y							Y						Y							Y	
	PCB 181 2,2',3,4,4',5,6-Heptachlorobiphenyl	EPA 1668	MLA-010					Y		Y	Y	Y	Y	Y	Y														Y		Y	Y	Y	Y		Y	Y
		AXYS MLA-010	MLA-010		Y	Y		Y							Y	Y							Y						Y							Y	
	PCB 182 2,2',3,4,4',5,6'-Heptachlorobiphenyl	EPA 1668	MLA-010					Y		Y	Y	Y	Y	Y	Y														Y		Y	Y	Y	Y		Y	Y
		AXYS MLA-010	MLA-010		Y	Y		Y							Y	Y							Y						Y							Y	
	PCB 183 2,2',3,4,4',5',6-Heptachlorobiphenyl	AXYS MLA-007	MLA-007			Y										Y							Y														
		EPA 1668	MLA-010					Y		Y	Y	Y	Y	Y	Y														Y		Y	Y	Y	Y		Y	Y
		AXYS MLA-010	MLA-010		Y	Y		Y							Y	Y							Y						Y							Y	
	PCB 184 2,2',3,4,4',6,6'-Heptachlorobiphenyl	EPA 1668	MLA-010					Y		Y	Y	Y	Y	Y	Y														Y		Y	Y	Y	Y		Y	Y
		AXYS MLA-010	MLA-010		Y	Y		Y							Y	Y							Y						Y							Y	
	PCB 185 2,2',3,4,5,5',6-Heptachlorobiphenyl	AXYS MLA-007	MLA-007			Y										Y							Y														
		EPA 1668	MLA-010					Y		Y	Y	Y	Y	Y	Y														Y		Y	Y	Y	Y		Y	Y
		AXYS MLA-010	MLA-010		Y	Y		Y							Y	Y							Y						Y							Y	
	PCB 186 2,2',3,4,5,6,6'-Heptachlorobiphenyl	EPA 1668	MLA-010					Y		Y	Y	Y	Y	Y	Y														Y		Y	Y	Y	Y		Y	Y
		AXYS MLA-010	MLA-010		Y	Y		Y							Y	Y							Y						Y							Y	
	PCB 187 2,2',3,4',5,5',6-Heptachlorobiphenyl	AXYS MLA-901	MLA-901		Y																																
		EPA 1668	MLA-010					Y		Y	Y	Y	Y	Y	Y														Y		Y	Y	Y	Y		Y	Y
		AXYS MLA-010	MLA-010		Y	Y		Y							Y	Y							Y						Y							Y	
	PCB 187/182	AXYS MLA-007	MLA-007			Y										Y							Y														
	PCB 188 2,2',3,4',5,6,6'-Heptachlorobiphenyl	EPA 1668	MLA-010					Y		Y	Y	Y	Y	Y	Y														Y		Y	Y	Y	Y		Y	Y
		AXYS MLA-010	MLA-010		Y	Y		Y							Y	Y							Y						Y							Y	
	PCB 189 2,3,3',4,4',5,5'-Heptachlorobiphenyl	AXYS MLA-007	MLA-007			Y										Y							Y														
		EPA 1668	MLA-010					Y		Y	Y	Y	Y	Y	Y														Y		Y	Y	Y	Y		Y	Y

Accreditation Scope

AXYS Analytical Services Ltd.
file ref.: ACC-101 Rev.22

Compound Class	Compound	Accredited Method ID	AXYS Method ID	Pulp	Serum	Solids									Tissue						Urine	Water	Water, Drinking				Water, Non-Potable								
				CALA	CALA	CALA	California DPH	Florida DOH	Minnesota DOH	New Jersey DEP	New York DOH	Virginia DGS	Washington DE	Maine DOH	ANAB	CALA	Florida DOH	Minnesota DOH	New Jersey DEP	Virginia DGS	ANAB	CALA	CALA	Florida DOH	Minnesota DOH	New Jersey DEP	ANAB	California DPH	Florida DOH	Minnesota DOH	New Jersey DEP	New York DOH	Virginia DGS	Washington DE	Maine DOH	ANAB	Pennsylvania DEP
		AXYS MLA-010	MLA-010		Y	Y		Y						Y	Y							Y						Y							Y	
	PCB 19 2,2',6-Trichlorobiphenyl	AXYS MLA-007	MLA-007			Y									Y							Y													
		EPA 1668	MLA-010					Y		Y	Y	Y	Y	Y	Y														Y		Y	Y	Y	Y	Y	Y
		AXYS MLA-010	MLA-010		Y	Y		Y						Y	Y							Y							Y						Y	
	PCB 190 2,3,3',4,4',5,6-Heptachlorobiphenyl	EPA 1668	MLA-010					Y		Y	Y	Y	Y	Y															Y		Y	Y	Y	Y	Y	Y
		AXYS MLA-010	MLA-010		Y	Y		Y						Y	Y							Y							Y						Y	
	PCB 191 2,3,3',4,4',5',6-Heptachlorobiphenyl	AXYS MLA-007	MLA-007			Y									Y							Y													
		EPA 1668	MLA-010					Y		Y	Y	Y	Y	Y															Y		Y	Y	Y	Y	Y	Y
		AXYS MLA-010	MLA-010		Y	Y		Y						Y	Y							Y							Y						Y	
	PCB 192 2,3,3',4,5,5',6-Heptachlorobiphenyl	EPA 1668	MLA-010					Y		Y	Y	Y	Y	Y															Y		Y	Y	Y	Y	Y	Y
		AXYS MLA-010	MLA-010		Y	Y		Y						Y	Y							Y							Y						Y	
	PCB 193 2,3,3',4',5,5',6-Heptachlorobiphenyl	AXYS MLA-007	MLA-007			Y									Y							Y													
		EPA 1668	MLA-010					Y		Y	Y	Y	Y	Y															Y		Y	Y	Y	Y	Y	Y
		AXYS MLA-010	MLA-010		Y	Y		Y						Y	Y							Y							Y						Y	
	PCB 194 2,2',3,3',4,4',5,5'-Octachlorobiphenyl	AXYS MLA-007	MLA-007			Y									Y							Y													
		AXYS MLA-901	MLA-901		Y																															
		EPA 1668	MLA-010					Y		Y	Y	Y	Y	Y															Y		Y	Y	Y	Y	Y	Y
		AXYS MLA-010	MLA-010		Y	Y		Y						Y	Y							Y							Y						Y	
	PCB 195 2,2',3,3',4,4',5,6-Octachlorobiphenyl	AXYS MLA-007	MLA-007			Y									Y							Y													
		EPA 1668	MLA-010					Y		Y	Y	Y	Y	Y															Y		Y	Y	Y	Y	Y	Y
		AXYS MLA-010	MLA-010		Y	Y		Y						Y	Y							Y							Y						Y	
	PCB 196 2,2',3,3',4,4',5,6'-Octachlorobiphenyl	EPA 1668	MLA-010					Y		Y	Y	Y	Y	Y															Y		Y	Y	Y	Y	Y	Y
		AXYS MLA-010	MLA-010		Y	Y		Y						Y	Y							Y							Y						Y	
	PCB 196/203	AXYS MLA-007	MLA-007			Y									Y							Y													
	PCB 197 2,2',3,3',4,4',6,6'-Octachlorobiphenyl	AXYS MLA-007	MLA-007			Y									Y							Y													
		EPA 1668	MLA-010					Y		Y	Y	Y	Y		Y														Y		Y	Y	Y	Y	Y	Y
		AXYS MLA-010	MLA-010		Y	Y		Y						Y	Y							Y							Y						Y	
	PCB 198 2,2',3,3',4,5,5',6-Octachlorobiphenyl	AXYS MLA-007	MLA-007			Y									Y							Y													
		EPA 1668	MLA-010					Y		Y	Y	Y	Y	Y	Y														Y		Y	Y	Y	Y	Y	Y
		AXYS MLA-010	MLA-010		Y	Y		Y						Y	Y							Y							Y						Y	
	PCB 199 2,2',3,3',4,5,5',6'-Octachlorobiphenyl	AXYS MLA-007	MLA-007			Y									Y							Y													
		EPA 1668	MLA-010					Y		Y	Y	Y	Y		Y														Y		Y	Y	Y	Y	Y	Y
		AXYS MLA-010	MLA-010		Y	Y		Y						Y	Y							Y							Y						Y	
	PCB 2 3-Chlorobiphenyl	EPA 1668	MLA-010					Y		Y	Y	Y	Y	Y															Y		Y	Y	Y	Y	Y	Y
		AXYS MLA-010	MLA-010		Y	Y		Y						Y	Y							Y							Y						Y	
	PCB 20 2,3,3'-Trichlorobiphenyl	EPA 1668	MLA-010					Y		Y	Y	Y	Y	Y															Y		Y	Y	Y	Y	Y	Y
		AXYS MLA-010	MLA-010		Y	Y		Y						Y	Y							Y							Y						Y	
	PCB 200 2,2',3,3',4,5,6,6'-Octachlorobiphenyl	EPA 1668	MLA-010					Y		Y	Y	Y	Y	Y															Y		Y	Y	Y	Y	Y	Y
		AXYS MLA-010	MLA-010		Y	Y		Y						Y	Y							Y							Y						Y	
	PCB 201 2,2',3,3',4,5',6,6'-Octachlorobiphenyl	AXYS MLA-007	MLA-007			Y									Y							Y													
		EPA 1668	MLA-010					Y		Y	Y	Y	Y		Y														Y		Y	Y	Y	Y	Y	Y
		AXYS MLA-010	MLA-010		Y	Y		Y						Y	Y							Y							Y						Y	
	PCB 202 2,2',3,3',5,5',6,6'-Octachlorobiphenyl	EPA 1668	MLA-010					Y		Y	Y	Y	Y	Y															Y		Y	Y	Y	Y	Y	Y
		AXYS MLA-010	MLA-010		Y	Y		Y						Y	Y							Y							Y						Y	
	PCB 203 2,2',3,4,4',5,5',6-Octachlorobiphenyl	EPA 1668	MLA-010					Y		Y	Y	Y	Y	Y															Y		Y	Y	Y	Y	Y	Y
		AXYS MLA-010	MLA-010		Y	Y		Y						Y	Y							Y							Y						Y	
	PCB 204 2,2',3,4,4',5,6,6'-Octachlorobiphenyl	EPA 1668	MLA-010					Y		Y	Y	Y	Y	Y															Y		Y	Y	Y	Y	Y	Y
		AXYS MLA-010	MLA-010		Y	Y		Y						Y	Y							Y							Y						Y	
	PCB 205 2,3,3',4,4',5,5',6-Octachlorobiphenyl	AXYS MLA-007	MLA-007			Y									Y							Y													
		EPA 1668	MLA-010					Y		Y	Y	Y	Y	Y															Y		Y	Y	Y	Y	Y	Y
		AXYS MLA-010	MLA-010		Y	Y		Y						Y	Y							Y							Y						Y	

Accreditation Scope

AXYS Analytical Services Ltd.
file ref.: ACC-101 Rev.22

Compound Class	Compound	Accredited Method ID	AXYS Method ID	Pulp	Serum	Solids									Tissue							Urine	Water	Water, Drinking				Water, Non-Potable								
				CALA	CALA	CALA	California DPH	Florida DOH	Minnesota DOH	New Jersey DEP	New York DOH	Virginia DGS	Washington DE	Maine DOH	ANAB	CALA	Florida DOH	Minnesota DOH	New Jersey DEP	Virginia DGS	ANAB	CALA	CALA	Florida DOH	Minnesota DOH	New Jersey DEP	ANAB	California DPH	Florida DOH	Minnesota DOH	New Jersey DEP	New York DOH	Virginia DGS	Washington DE	Maine DOH	ANAB	Pennsylvania DEP
	PCB 206 2,2',3,3',4,4',5,5',6-Nonachlorobiphenyl	AXYS MLA-007	MLA-007			Y									Y								Y													
		EPA 1668	MLA-010					Y		Y	Y	Y	Y	Y	Y														Y		Y	Y	Y	Y		Y	Y
		AXYS MLA-010	MLA-010		Y	Y		Y							Y	Y							Y						Y							
	PCB 207 2,2',3,3',4,4',5,6,6'-Nonachlorobiphenyl	AXYS MLA-007	MLA-007			Y									Y								Y													
		EPA 1668	MLA-010					Y		Y	Y	Y	Y		Y														Y		Y	Y	Y	Y		Y	Y
		AXYS MLA-010	MLA-010		Y	Y		Y							Y	Y							Y						Y							
	PCB 208 2,2',3,3',4,5,5',6,6'-Nonachlorobiphenyl	AXYS MLA-007	MLA-007			Y									Y								Y													
		EPA 1668	MLA-010					Y		Y	Y	Y	Y		Y														Y		Y	Y	Y	Y		Y	Y
		AXYS MLA-010	MLA-010		Y	Y		Y							Y	Y							Y						Y							
	PCB 209 Decachlorobiphenyl	AXYS MLA-007	MLA-007			Y									Y								Y													
		EPA 1668	MLA-010					Y		Y	Y	Y	Y	Y	Y														Y		Y	Y	Y	Y		Y	Y
		AXYS MLA-010	MLA-010		Y	Y		Y							Y	Y							Y						Y							
	PCB 21 2,3,4-Trichlorobiphenyl	EPA 1668	MLA-010					Y		Y	Y	Y	Y	Y	Y														Y		Y	Y	Y	Y		Y	Y
		AXYS MLA-010	MLA-010		Y	Y		Y							Y	Y							Y						Y							
	PCB 22 2,3,4'-Trichlorobiphenyl	AXYS MLA-007	MLA-007			Y									Y								Y													
		EPA 1668	MLA-010					Y		Y	Y	Y	Y	Y	Y														Y		Y	Y	Y	Y		Y	Y
		AXYS MLA-010	MLA-010		Y	Y		Y							Y	Y							Y						Y							
	PCB 23 2,3,5-Trichlorobiphenyl	EPA 1668	MLA-010					Y		Y	Y	Y	Y		Y														Y		Y	Y	Y	Y		Y	Y
		AXYS MLA-010	MLA-010		Y	Y		Y							Y	Y							Y						Y							
	PCB 24 2,3,6-Trichlorobiphenyl	EPA 1668	MLA-010					Y		Y	Y	Y	Y	Y	Y														Y		Y	Y	Y	Y		Y	Y
		AXYS MLA-010	MLA-010		Y	Y		Y							Y	Y							Y						Y							
	PCB 24/27	AXYS MLA-007	MLA-007			Y									Y								Y													
	PCB 25 2,3',4-Trichlorobiphenyl	AXYS MLA-007	MLA-007			Y									Y								Y													
		EPA 1668	MLA-010					Y		Y	Y	Y	Y	Y	Y														Y		Y	Y	Y	Y		Y	Y
		AXYS MLA-010	MLA-010		Y	Y		Y							Y	Y							Y						Y							
	PCB 26 2,3',5-Trichlorobiphenyl	AXYS MLA-007	MLA-007			Y									Y								Y													
		EPA 1668	MLA-010					Y		Y	Y	Y	Y	Y	Y														Y		Y	Y	Y	Y		Y	Y
		AXYS MLA-010	MLA-010		Y	Y		Y							Y	Y							Y						Y							
	PCB 27 2,3',6-Trichlorobiphenyl	EPA 1668	MLA-010					Y		Y	Y	Y	Y	Y	Y														Y		Y	Y	Y	Y		Y	Y
		AXYS MLA-010	MLA-010		Y	Y		Y							Y	Y							Y						Y							
	PCB 28 2,4,4'-Trichlorobiphenyl	AXYS MLA-007	MLA-007			Y									Y								Y													
		EPA 1668	MLA-010					Y		Y	Y	Y	Y	Y	Y														Y		Y	Y	Y	Y		Y	Y
		AXYS MLA-010	MLA-010		Y	Y		Y							Y	Y							Y						Y							
	PCB 29 2,4,5-Trichlorobiphenyl	EPA 1668	MLA-010					Y		Y	Y	Y	Y		Y														Y		Y	Y	Y	Y		Y	Y
		AXYS MLA-010	MLA-010		Y	Y		Y							Y	Y							Y						Y							
	PCB 3 4-Chlorobiphenyl	EPA 1668	MLA-010					Y		Y	Y	Y	Y	Y	Y														Y		Y	Y	Y	Y		Y	Y
		AXYS MLA-010	MLA-010		Y	Y		Y							Y	Y							Y						Y							
	PCB 30 2,4,6-Trichlorobiphenyl	EPA 1668	MLA-010					Y		Y	Y	Y	Y	Y	Y														Y		Y	Y	Y	Y		Y	Y
		AXYS MLA-010	MLA-010		Y	Y		Y							Y	Y							Y						Y							
	PCB 31 2,4',5-Trichlorobiphenyl	AXYS MLA-007	MLA-007			Y									Y								Y													
		EPA 1668	MLA-010					Y		Y	Y	Y	Y	Y	Y														Y		Y	Y	Y	Y		Y	Y
		AXYS MLA-010	MLA-010		Y	Y		Y							Y	Y							Y						Y							
	PCB 32 2,4',6-Trichlorobiphenyl	EPA 1668	MLA-010					Y		Y	Y	Y	Y	Y	Y														Y		Y	Y	Y	Y		Y	Y
		AXYS MLA-010	MLA-010		Y	Y		Y							Y	Y							Y						Y							
	PCB 33 2,3',4'-Trichlorobiphenyl	EPA 1668	MLA-010					Y		Y	Y	Y	Y	Y	Y														Y		Y	Y	Y	Y		Y	Y
		AXYS MLA-010	MLA-010		Y	Y		Y							Y	Y							Y						Y							
	PCB 33/20/21	AXYS MLA-007	MLA-007			Y									Y								Y													
	PCB 34 2,3',5'-Trichlorobiphenyl	AXYS MLA-007	MLA-007			Y									Y								Y													
		EPA 1668	MLA-010					Y		Y	Y	Y	Y	Y	Y														Y		Y	Y	Y	Y		Y	Y
		AXYS MLA-010	MLA-010		Y	Y		Y							Y	Y							Y						Y							
	PCB 35 3,3',4-Trichlorobiphenyl	EPA 1668	MLA-010					Y		Y	Y	Y	Y	Y	Y														Y		Y	Y	Y	Y		Y	Y

Accreditation Scope

AXYS Analytical Services Ltd.
file ref.: ACC-101 Rev.22

Compound Class	Compound	Accredited Method ID	AXYS Method ID	Pulp	Serum	Solids										Tissue							Urine	Water	Water, Drinking				Water, Non-Potable									
				CALA	CALA	CALA	California DPH	Florida DOH	Minnesota DOH	New Jersey DEP	New York DOH	Virginia DGS	Washington DE	Maine DOH	ANAB	CALA	Florida DOH	Minnesota DOH	New Jersey DEP	Virginia DGS	ANAB	CALA	CALA	Florida DOH	Minnesota DOH	New Jersey DEP	ANAB	California DPH	Florida DOH	Minnesota DOH	New Jersey DEP	New York DOH	Virginia DGS	Washington DE	Maine DOH	ANAB	Pennsylvania DEP
		AXYS MLA-010	MLA-010		Y	Y		Y						Y	Y							Y						Y							Y	
	PCB 36 3,3',5-Trichlorobiphenyl	EPA 1668	MLA-010					Y		Y	Y	Y	Y	Y	Y														Y		Y	Y	Y	Y	Y	Y	Y
		AXYS MLA-010	MLA-010		Y	Y		Y							Y	Y							Y						Y							Y	
	PCB 37 3,4,4'-Trichlorobiphenyl	EPA 1668	MLA-010					Y		Y	Y	Y	Y	Y	Y														Y		Y	Y	Y	Y	Y	Y	Y
		AXYS MLA-010	MLA-010		Y	Y		Y							Y	Y							Y						Y							Y	
	PCB 38 3,4,5-Trichlorobiphenyl	EPA 1668	MLA-010					Y		Y	Y	Y	Y	Y	Y														Y		Y	Y	Y	Y	Y	Y	Y
		AXYS MLA-010	MLA-010		Y	Y		Y							Y	Y							Y						Y							Y	
	PCB 39 3,4',5-Trichlorobiphenyl	EPA 1668	MLA-010					Y		Y	Y	Y	Y	Y	Y														Y		Y	Y	Y	Y	Y	Y	Y
		AXYS MLA-010	MLA-010		Y	Y		Y							Y	Y							Y						Y							Y	
	PCB 4 2,2'-Dichlorobiphenyl	EPA 1668	MLA-010					Y		Y	Y	Y	Y	Y	Y														Y		Y	Y	Y	Y	Y	Y	Y
		AXYS MLA-010	MLA-010		Y	Y		Y							Y	Y							Y						Y							Y	
	PCB 40 2,2',3,3'-Tetrachlorobiphenyl	AXYS MLA-007	MLA-007			Y										Y							Y														
		EPA 1668	MLA-010					Y		Y	Y	Y	Y	Y	Y														Y		Y	Y	Y	Y	Y	Y	Y
		AXYS MLA-010	MLA-010		Y	Y		Y							Y	Y							Y						Y							Y	
	PCB 41 2,2',3,4-Tetrachlorobiphenyl	EPA 1668	MLA-010					Y		Y	Y	Y	Y	Y	Y														Y		Y	Y	Y	Y	Y	Y	Y
		AXYS MLA-010	MLA-010		Y	Y		Y							Y	Y							Y						Y							Y	
	PCB 41/71/64/68	AXYS MLA-007	MLA-007			Y										Y							Y														
	PCB 42 2,2',3,4'-Tetrachlorobiphenyl	EPA 1668	MLA-010					Y		Y	Y	Y	Y	Y	Y														Y		Y	Y	Y	Y	Y	Y	Y
		AXYS MLA-010	MLA-010		Y	Y		Y							Y	Y							Y						Y							Y	
	PCB 42/59	AXYS MLA-007	MLA-007			Y										Y							Y														
	PCB 43 2,2',3,5-Tetrachlorobiphenyl	EPA 1668	MLA-010					Y		Y	Y	Y	Y	Y	Y														Y		Y	Y	Y	Y	Y	Y	Y
		AXYS MLA-010	MLA-010		Y	Y		Y							Y	Y							Y						Y							Y	
	PCB 44 2,2',3,5'-Tetrachlorobiphenyl	AXYS MLA-007	MLA-007			Y										Y							Y														
		EPA 1668	MLA-010					Y		Y	Y	Y	Y	Y	Y														Y		Y	Y	Y	Y	Y	Y	Y
		AXYS MLA-010	MLA-010		Y	Y		Y							Y	Y							Y						Y							Y	
	PCB 45 2,2',3,6-Tetrachlorobiphenyl	AXYS MLA-007	MLA-007			Y										Y							Y														
		EPA 1668	MLA-010					Y		Y	Y	Y	Y	Y	Y														Y		Y	Y	Y	Y	Y	Y	Y
		AXYS MLA-010	MLA-010		Y	Y		Y							Y	Y							Y						Y							Y	
	PCB 46 2,2',3,6'-Tetrachlorobiphenyl	AXYS MLA-007	MLA-007			Y										Y							Y														
		EPA 1668	MLA-010					Y		Y	Y	Y	Y	Y	Y														Y		Y	Y	Y	Y	Y	Y	Y
		AXYS MLA-010	MLA-010		Y	Y		Y							Y	Y							Y						Y							Y	
	PCB 47 2,2',4,4'-Tetrachlorobiphenyl	EPA 1668	MLA-010					Y		Y	Y	Y	Y	Y	Y														Y		Y	Y	Y	Y	Y	Y	Y
		AXYS MLA-010	MLA-010		Y	Y		Y							Y	Y							Y						Y							Y	
	PCB 47/48/75	AXYS MLA-007	MLA-007			Y										Y							Y														
	PCB 48 2,2',4,5-Tetrachlorobiphenyl	EPA 1668	MLA-010					Y		Y	Y	Y	Y	Y	Y														Y		Y	Y	Y	Y	Y	Y	Y
		AXYS MLA-010	MLA-010		Y	Y		Y							Y	Y							Y						Y							Y	
	PCB 49 2,2',4,5'-Tetrachlorobiphenyl	EPA 1668	MLA-010					Y		Y	Y	Y	Y	Y	Y														Y		Y	Y	Y	Y	Y	Y	Y
		AXYS MLA-010	MLA-010		Y	Y		Y							Y	Y							Y						Y							Y	
	PCB 49/43	AXYS MLA-007	MLA-007			Y										Y							Y														
	PCB 5 2,3-Dichlorobiphenyl	EPA 1668	MLA-010					Y		Y	Y	Y	Y	Y	Y														Y		Y	Y	Y	Y	Y	Y	Y
		AXYS MLA-010	MLA-010		Y	Y		Y							Y	Y							Y						Y							Y	
	PCB 50 2,2',4,6-Tetrachlorobiphenyl	AXYS MLA-007	MLA-007			Y										Y							Y														
		EPA 1668	MLA-010					Y		Y	Y	Y	Y	Y	Y														Y		Y	Y	Y	Y	Y	Y	Y
		AXYS MLA-010	MLA-010		Y	Y		Y							Y	Y							Y						Y							Y	
	PCB 51 2,2',4,6'-Tetrachlorobiphenyl	EPA 1668	MLA-010					Y		Y	Y	Y	Y	Y	Y														Y		Y	Y	Y	Y	Y	Y	Y
		AXYS MLA-010	MLA-010		Y	Y		Y							Y	Y							Y						Y							Y	
	PCB 52 2,2',5,5'-Tetrachlorobiphenyl	EPA 1668	MLA-010					Y		Y	Y	Y	Y	Y	Y														Y		Y	Y	Y	Y	Y	Y	Y
		AXYS MLA-010	MLA-010		Y	Y		Y							Y	Y							Y						Y							Y	
	PCB 52/73	AXYS MLA-007	MLA-007			Y										Y							Y														
	PCB 53 2,2',5,6'-Tetrachlorobiphenyl	EPA 1668	MLA-010					Y		Y	Y	Y	Y	Y	Y														Y		Y	Y	Y	Y	Y	Y	Y
		AXYS MLA-010	MLA-010		Y	Y		Y							Y	Y							Y						Y							Y	

Accreditation Scope

AXYS Analytical Services Ltd.
file ref.: ACC-101 Rev.22

				Pulp	Serum	Solids										Tissue							Urine	Water	Water, Drinking				Water, Non-Potable									
Compound Class	Compound	Accredited Method ID	AXYS Method ID	CALA	CALA	CALA	California DPH	Florida DOH	Minnesota DOH	New Jersey DEP	New York DOH	Virginia DGS	Washington DE	Maine DOH	ANAB	CALA	Florida DOH	Minnesota DOH	New Jersey DEP	Virginia DGS	ANAB	CALA	CALA	Florida DOH	Minnesota DOH	New Jersey DEP	ANAB	California DPH	Florida DOH	Minnesota DOH	New Jersey DEP	New York DOH	Virginia DGS	Washington DE	Maine DOH	ANAB	Pennsylvania DEP
	PCB 54 2,2',6,6'-Tetrachlorobiphenyl	EPA 1668	MLA-010					Y		Y	Y	Y	Y	Y	Y														Y		Y	Y	Y	Y		Y	Y
		AXYS MLA-010	MLA-010		Y	Y		Y							Y	Y							Y						Y						Y		
	PCB 55 2,3,3',4-Tetrachlorobiphenyl	EPA 1668	MLA-010					Y		Y	Y	Y	Y	Y	Y														Y		Y	Y	Y	Y		Y	Y
		AXYS MLA-010	MLA-010		Y	Y		Y							Y	Y							Y						Y						Y		
	PCB 56 2,3,3',4'-Tetrachlorobiphenyl	EPA 1668	MLA-010					Y		Y	Y	Y	Y	Y	Y														Y		Y	Y	Y	Y		Y	Y
		AXYS MLA-010	MLA-010		Y	Y		Y							Y	Y							Y						Y						Y		
	PCB 56/60	AXYS MLA-007	MLA-007			Y										Y							Y														
	PCB 57 2,3,3',5-Tetrachlorobiphenyl	EPA 1668	MLA-010					Y		Y	Y	Y	Y	Y	Y														Y		Y	Y	Y	Y		Y	Y
		AXYS MLA-010	MLA-010		Y	Y		Y							Y	Y							Y						Y						Y		
	PCB 58 2,3,3',5'-Tetrachlorobiphenyl	EPA 1668	MLA-010					Y		Y	Y	Y	Y	Y	Y														Y		Y	Y	Y	Y		Y	Y
		AXYS MLA-010	MLA-010		Y	Y		Y							Y	Y							Y						Y						Y		
	PCB 59 2,3,3',6-Tetrachlorobiphenyl	EPA 1668	MLA-010					Y		Y	Y	Y	Y	Y	Y														Y		Y	Y	Y	Y		Y	Y
		AXYS MLA-010	MLA-010		Y	Y		Y							Y	Y							Y						Y						Y		
	PCB 6 2,3'-Dichlorobiphenyl	EPA 1668	MLA-010					Y		Y	Y	Y	Y	Y	Y														Y		Y	Y	Y	Y		Y	Y
		AXYS MLA-010	MLA-010		Y	Y		Y							Y	Y							Y						Y						Y		
	PCB 60 2,3,4,4'-Tetrachlorobiphenyl	EPA 1668	MLA-010					Y		Y	Y	Y	Y	Y	Y														Y		Y	Y	Y	Y		Y	Y
		AXYS MLA-010	MLA-010		Y	Y		Y							Y	Y							Y						Y						Y		
	PCB 61 2,3,4,5-Tetrachlorobiphenyl	EPA 1668	MLA-010					Y		Y	Y	Y	Y	Y	Y														Y		Y	Y	Y	Y		Y	Y
		AXYS MLA-010	MLA-010		Y	Y		Y							Y	Y							Y						Y						Y		
	PCB 62 2,3,4,6-Tetrachlorobiphenyl	EPA 1668	MLA-010					Y		Y	Y	Y	Y	Y	Y														Y		Y	Y	Y	Y		Y	Y
		AXYS MLA-010	MLA-010		Y	Y		Y							Y	Y							Y						Y						Y		
	PCB 63 2,3,4',5-Tetrachlorobiphenyl	EPA 1668	MLA-010					Y		Y	Y	Y	Y	Y	Y														Y		Y	Y	Y	Y		Y	Y
		AXYS MLA-010	MLA-010		Y	Y		Y							Y	Y							Y						Y						Y		
	PCB 64 2,3,4',6-Tetrachlorobiphenyl	EPA 1668	MLA-010					Y		Y	Y	Y	Y	Y	Y														Y		Y	Y	Y	Y		Y	Y
		AXYS MLA-010	MLA-010		Y	Y		Y							Y	Y							Y						Y						Y		
	PCB 65 2,3,5,6-Tetrachlorobiphenyl	EPA 1668	MLA-010					Y		Y	Y	Y	Y	Y	Y														Y		Y	Y	Y	Y		Y	Y
		AXYS MLA-010	MLA-010		Y	Y		Y							Y	Y							Y						Y						Y		
	PCB 66 2,3',4,4'-Tetrachlorobiphenyl	EPA 1668	MLA-010					Y		Y	Y	Y	Y	Y	Y														Y		Y	Y	Y	Y		Y	Y
		AXYS MLA-010	MLA-010		Y	Y		Y							Y	Y							Y						Y						Y		
	PCB 66/80	AXYS MLA-007	MLA-007			Y										Y							Y														
	PCB 67 2,3',4,5-Tetrachlorobiphenyl	EPA 1668	MLA-010					Y		Y	Y	Y	Y	Y	Y														Y		Y	Y	Y	Y		Y	Y
		AXYS MLA-010	MLA-010		Y	Y		Y							Y	Y							Y						Y						Y		
	PCB 68 2,3',4,5'-Tetrachlorobiphenyl	EPA 1668	MLA-010					Y		Y	Y	Y	Y	Y	Y														Y		Y	Y	Y	Y		Y	Y
		AXYS MLA-010	MLA-010		Y	Y		Y							Y	Y							Y						Y						Y		
	PCB 69 2,3',4,6-Tetrachlorobiphenyl	EPA 1668	MLA-010					Y		Y	Y	Y	Y	Y	Y														Y		Y	Y	Y	Y		Y	Y
		AXYS MLA-010	MLA-010		Y	Y		Y							Y	Y							Y						Y						Y		
	PCB 7 2,4-Dichlorobiphenyl	EPA 1668	MLA-010					Y		Y	Y	Y	Y	Y	Y														Y		Y	Y	Y	Y		Y	Y
		AXYS MLA-010	MLA-010		Y	Y		Y							Y	Y							Y						Y						Y		
	PCB 70 2,3',4',5-Tetrachlorobiphenyl	EPA 1668	MLA-010					Y		Y	Y	Y	Y	Y	Y														Y		Y	Y	Y	Y		Y	Y
		AXYS MLA-010	MLA-010		Y	Y		Y							Y	Y							Y						Y						Y		
	PCB 70/76	AXYS MLA-007	MLA-007			Y										Y							Y														
	PCB 71 2,3',4',6-Tetrachlorobiphenyl	EPA 1668	MLA-010					Y		Y	Y	Y	Y	Y	Y														Y		Y	Y	Y	Y		Y	Y
		AXYS MLA-010	MLA-010		Y	Y		Y							Y	Y							Y						Y						Y		
	PCB 72 2,3',5,5'-Tetrachlorobiphenyl	EPA 1668	MLA-010					Y		Y	Y	Y	Y	Y	Y														Y		Y	Y	Y	Y		Y	Y
		AXYS MLA-010	MLA-010		Y	Y		Y							Y	Y							Y						Y						Y		
	PCB 73 2,3',5',6-Tetrachlorobiphenyl	EPA 1668	MLA-010					Y		Y	Y	Y	Y	Y	Y														Y		Y	Y	Y	Y		Y	Y
		AXYS MLA-010	MLA-010		Y	Y		Y							Y	Y							Y						Y						Y		
	PCB 74 2,4,4',5-Tetrachlorobiphenyl	AXYS MLA-901	MLA-901		Y																																
		EPA 1668	MLA-010					Y		Y	Y	Y	Y	Y	Y														Y		Y	Y	Y	Y		Y	Y
		AXYS MLA-010	MLA-010		Y	Y		Y							Y	Y							Y						Y						Y		
	PCB 74/61	AXYS MLA-007	MLA-007			Y										Y							Y														

Accreditation Scope

AXYS Analytical Services Ltd.
file ref.: ACC-101 Rev.22

				Pulp	Serum	Solids										Tissue							Urine	Water	Water, Drinking				Water, Non-Potable									
Compound Class	Compound	Accredited Method ID	AXYS Method ID	CALA	CALA	CALA	California DPH	Florida DOH	Minnesota DOH	New Jersey DEP	New York DOH	Virginia DGS	Washington DE	Maine DOH	ANAB	CALA	Florida DOH	Minnesota DOH	New Jersey DEP	Virginia DGS	ANAB	CALA	CALA	Florida DOH	Minnesota DOH	New Jersey DEP	ANAB	California DPH	Florida DOH	Minnesota DOH	New Jersey DEP	New York DOH	Virginia DGS	Washington DE	Maine DOH	ANAB	Pennsylvania DEP
	PCB 75 2,4,4',6-Tetrachlorobiphenyl	EPA 1668	MLA-010					Y		Y	Y	Y	Y	Y	Y														Y		Y	Y	Y	Y		Y	Y
		AXYS MLA-010	MLA-010		Y	Y		Y							Y	Y							Y					Y							Y	
	PCB 76 2,3',4',5'-Tetrachlorobiphenyl	EPA 1668	MLA-010					Y		Y	Y	Y	Y	Y	Y														Y		Y	Y	Y	Y		Y	Y
		AXYS MLA-010	MLA-010		Y	Y		Y							Y	Y							Y					Y							Y	
	PCB 77 3,3',4,4'-Tetrachlorobiphenyl	AXYS MLA-007	MLA-007			Y										Y							Y													
		EPA 1668	MLA-010					Y		Y	Y	Y	Y	Y	Y														Y		Y	Y	Y	Y		Y	Y
		AXYS MLA-010	MLA-010		Y	Y		Y							Y	Y							Y					Y							Y	
	PCB 78 3,3',4,5-Tetrachlorobiphenyl	EPA 1668	MLA-010					Y		Y	Y	Y	Y	Y	Y														Y		Y	Y	Y	Y		Y	Y
		AXYS MLA-010	MLA-010		Y	Y		Y							Y	Y							Y					Y							Y	
	PCB 79 3,3',4,5'-Tetrachlorobiphenyl	EPA 1668	MLA-010					Y		Y	Y	Y	Y	Y	Y														Y		Y	Y	Y	Y		Y	Y
		AXYS MLA-010	MLA-010		Y	Y		Y							Y	Y							Y					Y							Y	
	PCB 8 2,4'-Dichlorobiphenyl	EPA 1668	MLA-010					Y		Y	Y	Y	Y	Y	Y														Y		Y	Y	Y	Y		Y	Y
		AXYS MLA-010	MLA-010		Y	Y		Y							Y	Y							Y					Y							Y	
	PCB 8/5	AXYS MLA-007	MLA-007			Y										Y							Y													
	PCB 80 3,3',5,5'-Tetrachlorobiphenyl	EPA 1668	MLA-010					Y		Y	Y	Y	Y	Y	Y														Y		Y	Y	Y	Y		Y	Y
		AXYS MLA-010	MLA-010		Y	Y		Y							Y	Y							Y					Y							Y	
	PCB 81 3,4,4',5-Tetrachlorobiphenyl	EPA 1668	MLA-010					Y		Y	Y	Y	Y	Y	Y														Y		Y	Y	Y	Y		Y	Y
		AXYS MLA-010	MLA-010		Y	Y		Y							Y	Y							Y					Y							Y	
	PCB 82 2,2',3,3',4-Pentachlorobiphenyl	EPA 1668	MLA-010					Y		Y	Y	Y	Y	Y	Y														Y		Y	Y	Y	Y		Y	Y
		AXYS MLA-010	MLA-010		Y	Y		Y							Y	Y							Y					Y							Y	
	PCB 83 2,2',3,3',5-Pentachlorobiphenyl	EPA 1668	MLA-010					Y		Y	Y	Y	Y	Y	Y														Y		Y	Y	Y	Y		Y	Y
		AXYS MLA-010	MLA-010		Y	Y		Y							Y	Y							Y					Y							Y	
	PCB 83/108	AXYS MLA-007	MLA-007			Y										Y							Y													
	PCB 84 2,2',3,3',6-Pentachlorobiphenyl	AXYS MLA-007	MLA-007			Y										Y							Y													
		EPA 1668	MLA-010					Y		Y	Y	Y	Y		Y														Y		Y	Y	Y	Y		Y	Y
		AXYS MLA-010	MLA-010		Y	Y		Y							Y	Y							Y					Y							Y	
	PCB 85 2,2',3,4,4'-Pentachlorobiphenyl	EPA 1668	MLA-010					Y		Y	Y	Y	Y	Y	Y														Y		Y	Y	Y	Y		Y	Y
		AXYS MLA-010	MLA-010		Y	Y		Y							Y	Y							Y					Y							Y	
	PCB 85/120	AXYS MLA-007	MLA-007			Y										Y							Y													
	PCB 86 2,2',3,4,5-Pentachlorobiphenyl	EPA 1668	MLA-010					Y		Y	Y	Y	Y	Y	Y														Y		Y	Y	Y	Y		Y	Y
		AXYS MLA-010	MLA-010		Y	Y		Y							Y	Y							Y					Y							Y	
	PCB 87 2,2',3,4,5'-Pentachlorobiphenyl	EPA 1668	MLA-010					Y		Y	Y	Y	Y	Y	Y														Y		Y	Y	Y	Y		Y	Y
		AXYS MLA-010	MLA-010		Y	Y		Y							Y	Y							Y					Y							Y	
	PCB 87/115/116	AXYS MLA-007	MLA-007			Y										Y							Y													
	PCB 88 2,2',3,4,6-Pentachlorobiphenyl	EPA 1668	MLA-010					Y		Y	Y	Y	Y	Y	Y														Y		Y	Y	Y	Y		Y	Y
		AXYS MLA-010	MLA-010		Y	Y		Y							Y	Y							Y					Y							Y	
	PCB 89 2,2',3,4,6'-Pentachlorobiphenyl	EPA 1668	MLA-010					Y		Y	Y	Y	Y	Y	Y														Y		Y	Y	Y	Y		Y	Y
		AXYS MLA-010	MLA-010		Y	Y		Y							Y	Y							Y					Y							Y	
	PCB 9 2,5-Dichlorobiphenyl	EPA 1668	MLA-010					Y		Y	Y	Y	Y		Y														Y		Y	Y	Y	Y		Y	Y
		AXYS MLA-010	MLA-010		Y	Y		Y							Y	Y							Y					Y							Y	
	PCB 90 2,2',3,4',5-Pentachlorobiphenyl	EPA 1668	MLA-010					Y		Y	Y	Y	Y	Y	Y														Y		Y	Y	Y	Y		Y	Y
		AXYS MLA-010	MLA-010		Y	Y		Y							Y	Y							Y					Y							Y	
	PCB 91 2,2',3,4',6-Pentachlorobiphenyl	AXYS MLA-007	MLA-007			Y										Y							Y													
		EPA 1668	MLA-010					Y		Y	Y	Y	Y	Y	Y														Y		Y	Y	Y	Y		Y	Y
		AXYS MLA-010	MLA-010		Y	Y		Y							Y	Y							Y					Y							Y	
	PCB 92 2,2',3,5,5'-Pentachlorobiphenyl	EPA 1668	MLA-010					Y		Y	Y	Y	Y	Y	Y														Y		Y	Y	Y	Y		Y	Y
		AXYS MLA-010	MLA-010		Y	Y		Y							Y	Y							Y					Y							Y	
	PCB 93 2,2',3,5,6-Pentachlorobiphenyl	EPA 1668	MLA-010					Y		Y	Y	Y	Y	Y	Y														Y		Y	Y	Y	Y		Y	Y
		AXYS MLA-010	MLA-010		Y	Y		Y							Y	Y							Y					Y							Y	
	PCB 94 2,2',3,5,6'-Pentachlorobiphenyl	EPA 1668	MLA-010					Y		Y	Y	Y	Y	Y	Y														Y		Y	Y	Y	Y		Y	Y
		AXYS MLA-010	MLA-010		Y	Y		Y							Y	Y							Y					Y							Y	

Accreditation Scope

AXYS Analytical Services Ltd.
file ref.: ACC-101 Rev.22

Compound Class	Compound	Accredited Method ID	AXYS Method ID	Pulp	Serum	Solids										Tissue						Urine	Water	Water, Drinking				Water, Non-Potable									
				CALA	CALA	CALA	California DPH	Florida DOH	Minnesota DOH	New Jersey DEP	New York DOH	Virginia DGS	Washington DE	Maine DOH	ANAB	CALA	Florida DOH	Minnesota DOH	New Jersey DEP	Virginia DGS	ANAB	CALA	CALA	Florida DOH	Minnesota DOH	New Jersey DEP	ANAB	California DPH	Florida DOH	Minnesota DOH	New Jersey DEP	New York DOH	Virginia DGS	Washington DE	Maine DOH	ANAB	Pennsylvania DEP
	PCB 95 2,2',3,5',6-Pentachlorobiphenyl	EPA 1668	MLA-010					Y		Y	Y	Y	Y	Y	Y								Y					Y		Y	Y	Y	Y		Y	Y
		AXYS MLA-010	MLA-010		Y	Y		Y							Y	Y							Y					Y								Y	
	PCB 95/93	AXYS MLA-007	MLA-007			Y										Y							Y													Y	
	PCB 96 2,2',3,6,6'-Pentachlorobiphenyl	EPA 1668	MLA-010					Y		Y	Y	Y	Y	Y	Y													Y		Y	Y	Y	Y		Y	Y
		AXYS MLA-010	MLA-010		Y	Y		Y							Y	Y							Y					Y								Y	
	PCB 97 2,2',3,4',5'-Pentachlorobiphenyl	EPA 1668	MLA-010					Y		Y	Y	Y	Y	Y	Y													Y		Y	Y	Y	Y		Y	Y
		AXYS MLA-010	MLA-010		Y	Y		Y							Y	Y							Y					Y								Y	
	PCB 97/86	AXYS MLA-007	MLA-007			Y										Y							Y													Y	
	PCB 98 2,2',3,4',6'-Pentachlorobiphenyl	EPA 1668	MLA-010					Y		Y	Y	Y	Y	Y	Y													Y		Y	Y	Y	Y		Y	Y
		AXYS MLA-010	MLA-010		Y	Y		Y							Y	Y							Y					Y								Y	
	PCB 99 2,2',4,4',5-Pentachlorobiphenyl	AXYS MLA-007	MLA-007			Y										Y							Y													Y	
		AXYS MLA-901	MLA-901		Y																																
		EPA 1668	MLA-010					Y		Y	Y	Y	Y	Y	Y													Y		Y	Y	Y	Y		Y	Y
		AXYS MLA-010	MLA-010		Y	Y		Y							Y	Y							Y					Y								Y	
	PCB Aroclor 1016	AXYS MLA-007	MLA-007			Y		Y							Y	Y							Y					Y								Y	
		EPA 1668	MLA-010					Y			Y				Y													Y				Y			Y	Y	
		EPA 625	MLA-007																									Y	Y			Y	Y		Y	Y	
		EPA 8270	MLA-007				Y	Y			Y	Y			Y																						
		AXYS MLA-010	MLA-010					Y							Y														Y							Y	
	PCB Aroclor 1221	AXYS MLA-007	MLA-007			Y		Y							Y	Y							Y						Y							Y	
		EPA 1668	MLA-010					Y			Y				Y														Y			Y			Y	Y	
		EPA 625	MLA-007																									Y	Y			Y	Y		Y	Y	
		EPA 8270	MLA-007				Y	Y			Y	Y			Y																						
		AXYS MLA-010	MLA-010					Y							Y														Y							Y	
	PCB Aroclor 1232	AXYS MLA-007	MLA-007			Y		Y							Y	Y							Y						Y							Y	
		EPA 1668	MLA-010					Y			Y				Y														Y			Y			Y	Y	
		EPA 625	MLA-007																									Y	Y			Y	Y		Y	Y	
		EPA 8270	MLA-007				Y	Y			Y	Y			Y																						
		AXYS MLA-010	MLA-010					Y							Y														Y							Y	
	PCB Aroclor 1242	AXYS MLA-007	MLA-007			Y		Y							Y	Y							Y						Y							Y	
		EPA 1668	MLA-010					Y			Y				Y														Y			Y			Y	Y	
		EPA 625	MLA-007																									Y	Y			Y	Y		Y	Y	
		EPA 8270	MLA-007				Y	Y			Y	Y			Y																						
		AXYS MLA-010	MLA-010					Y							Y														Y							Y	
	PCB Aroclor 1248	AXYS MLA-007	MLA-007			Y		Y							Y	Y							Y						Y							Y	
		EPA 1668	MLA-010					Y			Y				Y														Y			Y			Y	Y	
		EPA 625	MLA-007																									Y	Y			Y	Y		Y	Y	
		EPA 8270	MLA-007				Y	Y			Y	Y			Y																						
		AXYS MLA-010	MLA-010					Y							Y														Y							Y	
	PCB Aroclor 1254	AXYS MLA-007	MLA-007			Y		Y							Y	Y							Y						Y							Y	
		EPA 1668	MLA-010					Y			Y				Y														Y			Y			Y	Y	
		EPA 625	MLA-007																									Y	Y			Y	Y		Y	Y	
		EPA 8270	MLA-007				Y	Y			Y	Y			Y																						
		AXYS MLA-010	MLA-010					Y							Y														Y							Y	
	PCB Aroclor 1260	AXYS MLA-007	MLA-007			Y		Y							Y	Y							Y						Y							Y	
		EPA 1668	MLA-010					Y			Y				Y														Y			Y			Y	Y	
		EPA 625	MLA-007																									Y	Y			Y	Y		Y	Y	
		EPA 8270	MLA-007				Y	Y			Y	Y			Y																						
		AXYS MLA-010	MLA-010					Y							Y														Y							Y	
	PCB congeners, total	EPA 1668	MLA-010					Y			Y				Y														Y			Y				Y	
		AXYS MLA-010	MLA-010					Y							Y														Y								

Accreditation Scope

AXYS Analytical Services Ltd.
file ref.: ACC-101 Rev.22

				Pulp	Serum	Solids										Tissue						Urine	Water	Water, Drinking				Water, Non-Potable								
Compound Class	Compound	Accredited Method ID	AXYS Method ID	CALA	CALA	CALA	California DPH	Florida DOH	Minnesota DOH	New Jersey DEP	New York DOH	Virginia DGS	Washington DE	Maine DOH	ANAB	CALA	Florida DOH	Minnesota DOH	New Jersey DEP	Virginia DGS	ANAB	CALA	CALA	Florida DOH	Minnesota DOH	New Jersey DEP	ANAB	California DPH	Florida DOH	Minnesota DOH	New Jersey DEP	New York DOH	Virginia DGS	Washington DE	Maine DOH	ANAB	Pennsylvania DEP
	Total Dichlorobiphenyls	AXYS MLA-007	MLA-007			Y										Y							Y													
		AXYS MLA-010	MLA-010		Y	Y										Y							Y													
	Total Heptachlorobiphenyls	AXYS MLA-007	MLA-007			Y										Y							Y													
		AXYS MLA-010	MLA-010		Y	Y										Y							Y													
	Total Hexachlorobiphenyls	AXYS MLA-007	MLA-007			Y										Y							Y													
		AXYS MLA-010	MLA-010		Y	Y										Y							Y													
	Total Monochlorobiphenyls	AXYS MLA-010	MLA-010		Y	Y										Y							Y													
	Total Nonachlorobiphenyls	AXYS MLA-007	MLA-007			Y										Y							Y													
		AXYS MLA-010	MLA-010		Y	Y										Y							Y													
	Total Octachlorobiphenyls	AXYS MLA-007	MLA-007			Y										Y							Y													
		AXYS MLA-010	MLA-010		Y	Y										Y							Y													
	Total Pentachlorobiphenyls	AXYS MLA-007	MLA-007			Y										Y							Y													
		AXYS MLA-010	MLA-010		Y	Y										Y							Y													
	Total Polychlorinated biphenyls	AXYS MLA-007	MLA-007			Y										Y							Y													
	Total Tetrachlorobiphenyls	AXYS MLA-007	MLA-007			Y										Y							Y													
		AXYS MLA-010	MLA-010		Y	Y										Y							Y													
	Total Trichlorobiphenyls	AXYS MLA-007	MLA-007			Y										Y							Y													
		AXYS MLA-010	MLA-010		Y	Y										Y							Y													
	PCB Aroclor 1268	AXYS MLA-007	MLA-007			Y										Y							Y													
PCDDF	1,2,3,4,6,7,8-HpCDD	EPA 1613	MLA-017										Y	Y	Y						Y						Y	Y		Y	Y	Y	Y	Y	Y	
		EPA 8290	MLA-017				Y	Y		Y	Y	Y			Y		Y		Y	Y	Y								Y			Y	Y			Y	
		AXYS MLA-017	MLA-017	Y	Y	Y		Y							Y	Y	Y				Y	Y	Y						Y							Y	
	1,2,3,4,6,7,8-HpCDF	EPA 1613	MLA-017										Y	Y	Y						Y						Y	Y		Y	Y	Y	Y	Y	Y	
		EPA 8290	MLA-017				Y	Y		Y	Y	Y			Y		Y		Y	Y	Y								Y			Y	Y			Y	
		AXYS MLA-017	MLA-017	Y	Y	Y		Y							Y	Y	Y				Y	Y	Y						Y							Y	
	1,2,3,4,7,8,9-HpCDF	EPA 1613	MLA-017										Y	Y	Y						Y						Y	Y		Y	Y	Y	Y	Y	Y	
		EPA 8290	MLA-017				Y	Y		Y	Y	Y			Y		Y		Y	Y	Y								Y			Y	Y			Y	
		AXYS MLA-017	MLA-017	Y	Y	Y		Y							Y	Y	Y				Y	Y	Y						Y							Y	
	1,2,3,4,7,8-HxCDD	EPA 1613	MLA-017										Y	Y	Y						Y						Y	Y		Y	Y	Y	Y	Y	Y	
		EPA 8290	MLA-017				Y	Y		Y	Y	Y			Y		Y		Y	Y	Y								Y			Y	Y			Y	
		AXYS MLA-017	MLA-017	Y	Y	Y		Y							Y	Y	Y				Y	Y	Y						Y							Y	
	1,2,3,4,7,8-HxCDF	EPA 1613	MLA-017										Y	Y	Y						Y						Y	Y		Y	Y	Y	Y	Y	Y	
		EPA 8290	MLA-017				Y	Y		Y	Y	Y			Y		Y		Y	Y	Y								Y			Y	Y			Y	
		AXYS MLA-017	MLA-017	Y	Y	Y		Y							Y	Y	Y				Y	Y	Y						Y							Y	
	1,2,3,6,7,8-HxCDD	EPA 1613	MLA-017										Y	Y	Y						Y						Y	Y		Y	Y	Y	Y	Y	Y	
		EPA 8290	MLA-017				Y	Y		Y	Y	Y			Y		Y		Y	Y	Y								Y			Y	Y			Y	
		AXYS MLA-017	MLA-017	Y	Y	Y		Y							Y	Y	Y				Y	Y	Y						Y							Y	
	1,2,3,6,7,8-HxCDF	EPA 1613	MLA-017										Y	Y	Y						Y						Y	Y		Y	Y	Y	Y	Y	Y	
		EPA 8290	MLA-017				Y	Y		Y	Y	Y			Y		Y		Y	Y	Y								Y			Y	Y			Y	
		AXYS MLA-017	MLA-017	Y	Y	Y		Y							Y	Y	Y				Y	Y	Y						Y							Y	
	1,2,3,7,8,9-HxCDD	EPA 1613	MLA-017										Y	Y	Y						Y						Y	Y		Y	Y	Y	Y	Y	Y	
		EPA 8290	MLA-017				Y	Y		Y	Y	Y			Y		Y		Y	Y	Y								Y			Y	Y			Y	
		AXYS MLA-017	MLA-017	Y	Y	Y		Y							Y	Y	Y				Y	Y	Y						Y							Y	
	1,2,3,7,8,9-HxCDF	EPA 1613	MLA-017										Y	Y	Y						Y						Y	Y		Y	Y	Y	Y	Y	Y	
		EPA 8290	MLA-017				Y	Y		Y	Y	Y			Y		Y		Y	Y	Y								Y			Y	Y			Y	
		AXYS MLA-017	MLA-017	Y	Y	Y		Y							Y	Y	Y				Y	Y	Y						Y							Y	
	1,2,3,7,8-PeCDD	EPA 1613	MLA-017										Y	Y	Y						Y						Y	Y		Y	Y	Y	Y	Y	Y	
		EPA 8290	MLA-017				Y	Y		Y	Y	Y			Y		Y		Y	Y	Y								Y			Y	Y			Y	
		AXYS MLA-017	MLA-017	Y	Y	Y		Y							Y	Y	Y				Y	Y	Y						Y							Y	
	1,2,3,7,8-PeCDF	EPA 1613	MLA-017										Y	Y	Y						Y						Y	Y		Y	Y	Y	Y	Y	Y	
		EPA 8290	MLA-017				Y	Y		Y	Y	Y			Y		Y		Y	Y	Y								Y			Y	Y				

Accreditation Scope

AXYS Analytical Services Ltd.
file ref.: ACC-101 Rev.22

Compound Class	Compound	Accredited Method ID	AXYS Method ID	Pulp	Serum	Solids									Tissue						Urine	Water	Water, Drinking			Water, Non-Potable								
				CALA	CALA	CALA	California DPH	Florida DOH	Minnesota DOH	New Jersey DEP	New York DOH	Virginia DGS	Washington DE	Maine DOH	ANAB	CALA	Florida DOH	Minnesota DOH	New Jersey DEP	Virginia DGS	ANAB	CALA	CALA	Florida DOH	Minnesota DOH	New Jersey DEP	ANAB	California DPH	Florida DOH	Minnesota DOH	New Jersey DEP	New York DOH	Virginia DGS	Washington DE	Maine DOH	ANAB	Pennsylvania DEP
		AXYS MLA-017	MLA-017	Y	Y	Y		Y							Y	Y				Y		Y						Y							Y	
	2,3,4,6,7,8-HxCDF	EPA 1613	MLA-017										Y	Y	Y						Y						Y	Y		Y	Y	Y	Y	Y	Y	
		EPA 8290	MLA-017				Y	Y		Y	Y	Y			Y		Y		Y	Y	Y								Y			Y	Y				
		AXYS MLA-017	MLA-017	Y	Y	Y		Y							Y	Y	Y				Y		Y						Y							Y	
	2,3,4,7,8-PeCDF	EPA 1613	MLA-017										Y	Y	Y						Y						Y	Y		Y	Y	Y	Y	Y	Y	
		EPA 8290	MLA-017				Y	Y		Y	Y	Y			Y		Y		Y	Y	Y								Y			Y	Y				
		AXYS MLA-017	MLA-017	Y	Y	Y		Y							Y	Y	Y				Y		Y						Y							Y	
	2,3,7,8-TCDD	EPA 1613	MLA-017										Y	Y	Y						Y						Y	Y		Y	Y	Y	Y	Y	Y	
		EPA 8290	MLA-017				Y	Y		Y	Y	Y			Y		Y		Y	Y	Y								Y			Y	Y				
		AXYS MLA-017	MLA-017	Y	Y	Y		Y							Y	Y	Y				Y		Y						Y							Y	
	2,3,7,8-TCDF	EPA 1613	MLA-017										Y	Y	Y						Y						Y	Y		Y	Y	Y	Y	Y	Y	
		EPA 8290	MLA-017				Y	Y		Y	Y	Y			Y		Y		Y	Y	Y								Y			Y	Y				
		AXYS MLA-017	MLA-017	Y	Y	Y		Y							Y	Y	Y				Y		Y						Y							Y	
	OCDD	EPA 1613	MLA-017										Y	Y	Y						Y						Y	Y		Y	Y	Y	Y	Y	Y	
		EPA 8290	MLA-017				Y	Y		Y	Y	Y			Y		Y		Y	Y	Y								Y			Y	Y				
		AXYS MLA-017	MLA-017	Y	Y	Y		Y							Y	Y	Y				Y		Y						Y							Y	
	OCDF	EPA 1613	MLA-017										Y	Y	Y						Y						Y	Y		Y	Y	Y	Y	Y	Y	
		EPA 8290	MLA-017				Y	Y		Y	Y	Y			Y		Y		Y	Y	Y								Y			Y	Y				
		AXYS MLA-017	MLA-017	Y	Y	Y		Y							Y	Y	Y				Y		Y						Y							Y	
	Total HpCDD	EPA 1613	MLA-017											Y	Y						Y						Y	Y							Y	Y	
		EPA 8290	MLA-017					Y		Y		Y			Y		Y		Y	Y	Y								Y				Y				
		AXYS MLA-017	MLA-017					Y							Y		Y				Y								Y							Y	
	Total HpCDF	EPA 1613	MLA-017											Y	Y						Y						Y	Y							Y	Y	
		EPA 8290	MLA-017					Y		Y		Y			Y		Y		Y	Y	Y								Y				Y				
		AXYS MLA-017	MLA-017					Y							Y		Y				Y								Y							Y	
	Total HxCDD	EPA 1613	MLA-017											Y	Y						Y						Y	Y							Y	Y	
		EPA 8290	MLA-017					Y		Y		Y			Y		Y		Y	Y	Y								Y				Y				
		AXYS MLA-017	MLA-017					Y							Y		Y				Y								Y							Y	
	Total HxCDF	EPA 1613	MLA-017											Y	Y						Y						Y	Y							Y	Y	
		EPA 8290	MLA-017					Y		Y		Y			Y		Y		Y	Y	Y								Y				Y				
		AXYS MLA-017	MLA-017					Y							Y		Y				Y								Y							Y	
	Total PeCDD	EPA 1613	MLA-017											Y	Y						Y						Y	Y							Y	Y	
		EPA 8290	MLA-017					Y		Y		Y			Y		Y		Y	Y	Y								Y				Y				
		AXYS MLA-017	MLA-017					Y							Y		Y				Y								Y							Y	
	Total PeCDF	EPA 1613	MLA-017											Y	Y						Y						Y	Y							Y	Y	
		EPA 8290	MLA-017					Y		Y		Y			Y		Y		Y	Y	Y								Y				Y				
		AXYS MLA-017	MLA-017					Y							Y		Y				Y								Y							Y	
	Total TCDD	EPA 1613	MLA-017											Y	Y						Y						Y	Y							Y	Y	
		EPA 8290	MLA-017					Y		Y		Y			Y		Y		Y	Y	Y								Y				Y				
		AXYS MLA-017	MLA-017					Y							Y		Y				Y								Y							Y	
	Total TCDF	EPA 1613	MLA-017											Y	Y						Y						Y	Y							Y	Y	
		EPA 8290	MLA-017					Y		Y		Y			Y		Y		Y	Y	Y								Y				Y				
		AXYS MLA-017	MLA-017					Y							Y		Y				Y								Y							Y	
PFC	Perfluorobutanesulfonate (PFBS)	AXYS MLA-041	MLA-041			Y		Y	Y	Y					Y																					
		AXYS MLA-042	MLA-042		Y																																
		AXYS MLA-043	MLA-043													Y	Y	Y	Y		Y																
		AXYS MLA-060	MLA-060																				Y	Y	Y	Y	Y		Y	Y	Y					Y	
	Perfluorobutanoate (PFBA)	AXYS MLA-041	MLA-041			Y		Y	Y	Y					Y																					
		AXYS MLA-042	MLA-042		Y																																
		AXYS MLA-043	MLA-043													Y	Y	Y	Y		Y																
		AXYS MLA-060	MLA-060																				Y	Y	Y	Y	Y		Y	Y	Y					Y	

Accreditation Scope

AXYS Analytical Services Ltd.
file ref.: ACC-101 Rev.22

				Pulp	Serum	Solids										Tissue						Urine	Water	Water, Drinking				Water, Non-Potable								
Compound Class	Compound	Accredited Method ID	AXYS Method ID	CALA	CALA	CALA	California DPH	Florida DOH	Minnesota DOH	New Jersey DEP	New York DOH	Virginia DGS	Washington DE	Maine DOH	ANAB	CALA	Florida DOH	Minnesota DOH	New Jersey DEP	Virginia DGS	ANAB	CALA	CALA	Florida DOH	Minnesota DOH	New Jersey DEP	ANAB	California DPH	Florida DOH	Minnesota DOH	New Jersey DEP	New York DOH	Virginia DGS	Washington DE	Maine DOH	ANAB	Pennsylvania DEP
	Perfluorodecanoate (PFDA)	AXYS MLA-041	MLA-041			Y		Y	Y	Y					Y																					
		AXYS MLA-042	MLA-042		Y																																
		AXYS MLA-043	MLA-043													Y	Y	Y	Y		Y																
		AXYS MLA-060	MLA-060																				Y	Y	Y	Y	Y		Y	Y	Y					Y	
	Perfluorododecanoate (PFDoA)	AXYS MLA-041	MLA-041			Y		Y	Y	Y					Y																					
		AXYS MLA-042	MLA-042		Y																																
		AXYS MLA-043	MLA-043													Y	Y	Y	Y		Y																
		AXYS MLA-060	MLA-060																				Y	Y	Y	Y	Y		Y	Y	Y					Y	
	Perfluoroheptanoate (PFHpA)	AXYS MLA-041	MLA-041			Y		Y	Y	Y					Y																					
		AXYS MLA-042	MLA-042		Y																																
		AXYS MLA-043	MLA-043													Y	Y	Y	Y		Y																
		AXYS MLA-060	MLA-060																				Y	Y	Y	Y	Y		Y	Y	Y					Y	
	Perfluorohexanesulfonate (PFHxS)	AXYS MLA-041	MLA-041			Y		Y	Y	Y					Y																					
		AXYS MLA-042	MLA-042		Y																																
		AXYS MLA-043	MLA-043													Y	Y	Y	Y		Y																
		AXYS MLA-060	MLA-060																				Y	Y	Y	Y	Y		Y	Y	Y					Y	
	Perfluorohexanoate (PFHxA)	AXYS MLA-041	MLA-041			Y		Y	Y	Y					Y																					
		AXYS MLA-042	MLA-042		Y																																
		AXYS MLA-043	MLA-043													Y	Y	Y	Y		Y																
		AXYS MLA-060	MLA-060																				Y	Y	Y	Y	Y		Y	Y	Y					Y	
	Perfluorononanoate (PFNA)	AXYS MLA-041	MLA-041			Y		Y	Y	Y					Y																					
		AXYS MLA-042	MLA-042		Y																																
		AXYS MLA-043	MLA-043													Y	Y	Y	Y		Y																
		AXYS MLA-060	MLA-060																				Y	Y	Y	Y	Y		Y	Y	Y					Y	
	Perfluorooctane sulfonamide (PFOSA)	AXYS MLA-041	MLA-041			Y		Y	Y	Y					Y																					
		AXYS MLA-042	MLA-042		Y																																
		AXYS MLA-043	MLA-043													Y	Y	Y	Y		Y																
		AXYS MLA-060	MLA-060																				Y	Y	Y	Y	Y		Y	Y	Y					Y	
	Perfluorooctanesulfonate (PFOS)	AXYS MLA-041	MLA-041			Y		Y	Y	Y					Y																					
		AXYS MLA-042	MLA-042		Y																																
		AXYS MLA-043	MLA-043													Y	Y	Y	Y		Y																
		AXYS MLA-060	MLA-060																				Y	Y	Y	Y	Y		Y	Y	Y					Y	
	Perfluorooctanoate (PFOA)	AXYS MLA-041	MLA-041			Y		Y	Y	Y					Y																					
		AXYS MLA-042	MLA-042		Y																																
		AXYS MLA-043	MLA-043													Y	Y	Y	Y		Y																
		AXYS MLA-060	MLA-060																				Y	Y	Y	Y	Y		Y	Y	Y					Y	
	Perfluoropentanoate (PFPeA)	AXYS MLA-041	MLA-041			Y		Y	Y	Y					Y																					
		AXYS MLA-042	MLA-042		Y																																
		AXYS MLA-043	MLA-043													Y	Y	Y	Y		Y																
		AXYS MLA-060	MLA-060																				Y	Y	Y	Y	Y		Y	Y	Y					Y	
	Perfluoroundecanoate (PFUnA)	AXYS MLA-041	MLA-041			Y		Y	Y	Y					Y																					
		AXYS MLA-042	MLA-042		Y																																
		AXYS MLA-043	MLA-043													Y	Y	Y	Y		Y																
		AXYS MLA-060	MLA-060																				Y	Y	Y	Y	Y		Y	Y	Y					Y	
PPCP	1,7-Dimethylxanthine	EPA 1694	MLA-075											Y																				Y		
		AXYS MLA-075	MLA-075			Y																	Y														
	10-hydroxy-amitriptyline	AXYS MLA-075	MLA-075			Y																	Y														
	2-hydroxy-ibuprofen	AXYS MLA-075	MLA-075			Y																	Y														
	4-Epianhydrochlortetracycline (EACTC)	EPA 1694	MLA-075											Y																				Y		
		AXYS MLA-075	MLA-075			Y																	Y														
	4-Epianhydrotetracycline (EATC)	EPA 1694	MLA-075											Y																				Y		

Accreditation Scope

AXYS Analytical Services Ltd.
file ref.: ACC-101 Rev.22

Compound Class	Compound	Accredited Method ID	AXYS Method ID	Pulp	Serum	Solids									Tissue							Urine	Water	Water, Drinking				Water, Non-Potable									
				CALA	CALA	CALA	California DPH	Florida DOH	Minnesota DOH	New Jersey DEP	New York DOH	Virginia DGS	Washington DE	Maine DOH	ANAB	CALA	Florida DOH	Minnesota DOH	New Jersey DEP	Virginia DGS	ANAB	CALA	CALA	Florida DOH	Minnesota DOH	New Jersey DEP	ANAB	California DPH	Florida DOH	Minnesota DOH	New Jersey DEP	New York DOH	Virginia DGS	Washington DE	Maine DOH	ANAB	Pennsylvania DEP
		AXYS MLA-075	MLA-075			Y																	Y													
	4-Epichlortetracycline (ECTC)	EPA 1694	MLA-075											Y																					Y		
		AXYS MLA-075	MLA-075			Y																	Y														
	4-Epioxytetracycline (EOTC)	EPA 1694	MLA-075											Y																					Y		
		AXYS MLA-075	MLA-075			Y																	Y														
	4-Epitetracycline (ETC)	EPA 1694	MLA-075											Y																					Y		
		AXYS MLA-075	MLA-075			Y																	Y														
	Acetaminophen	EPA 1694	MLA-075											Y																					Y		
		AXYS MLA-075	MLA-075			Y																	Y														
	Albuterol	EPA 1694	MLA-075											Y																					Y		
		AXYS MLA-075	MLA-075			Y																	Y														
	Alprazolam	AXYS MLA-075	MLA-075			Y																	Y														
	Amitriptyline	AXYS MLA-075	MLA-075			Y																	Y														
	Amlodipine	AXYS MLA-075	MLA-075			Y																	Y														
	Amphetamine	AXYS MLA-075	MLA-075			Y																	Y														
	Anhydrochlortetracycline (ACTC)	EPA 1694	MLA-075											Y																					Y		
		AXYS MLA-075	MLA-075			Y																	Y														
	Anhydrotetracycline (ATC)	EPA 1694	MLA-075											Y																					Y		
		AXYS MLA-075	MLA-075			Y																	Y														
	Atenolol	AXYS MLA-075	MLA-075			Y																	Y														
	Atorvastatin	AXYS MLA-075	MLA-075			Y																	Y														
	Azithromycin	EPA 1694	MLA-075											Y																					Y		
		AXYS MLA-075	MLA-075			Y																	Y														
	Benzoylecgonine	AXYS MLA-075	MLA-075			Y																	Y														
	Benztropine	AXYS MLA-075	MLA-075			Y																	Y														
	Betamethasone	AXYS MLA-075	MLA-075			Y																	Y														
	Bisphenol A	EPA 1694	MLA-075											Y																					Y		
		AXYS MLA-075	MLA-075			Y																	Y														
	Caffeine	EPA 1694	MLA-075											Y																					Y		
		AXYS MLA-075	MLA-075			Y																	Y														
	Carbadox	EPA 1694	MLA-075											Y																					Y		
		AXYS MLA-075	MLA-075			Y																	Y														
	Carbamazepine	EPA 1694	MLA-075											Y																					Y		
		AXYS MLA-075	MLA-075			Y																	Y														
	Cefotaxime	EPA 1694	MLA-075											Y																					Y		
		AXYS MLA-075	MLA-075			Y																	Y														
	Chlortetracycline (CTC)	EPA 1694	MLA-075											Y																					Y		
		AXYS MLA-075	MLA-075			Y																	Y														
	Cimetidine	EPA 1694	MLA-075											Y																					Y		
		AXYS MLA-075	MLA-075			Y																	Y														
	Ciprofloxacin	EPA 1694	MLA-075											Y																					Y		
		AXYS MLA-075	MLA-075			Y																	Y														
	Clarithromycin	EPA 1694	MLA-075											Y																					Y		
		AXYS MLA-075	MLA-075			Y																	Y														
	Clinafloxacin	EPA 1694	MLA-075											Y																					Y		
		AXYS MLA-075	MLA-075			Y																	Y														
	Clonidine	AXYS MLA-075	MLA-075			Y																	Y														
	Cloxacillin	EPA 1694	MLA-075											Y																					Y		
		AXYS MLA-075	MLA-075			Y																	Y														
	Cocaine	AXYS MLA-075	MLA-075			Y																	Y														
	Codeine	EPA 1694	MLA-075											Y																					Y		

Accreditation Scope

AXYS Analytical Services Ltd.
file ref.: ACC-101 Rev.22

Compound Class	Compound	Accredited Method ID	AXYS Method ID	Pulp	Serum	Solids									Tissue						Urine	Water	Water, Drinking				Water, Non-Potable								
				CALA	CALA	CALA	California DPH	Florida DOH	Minnesota DOH	New Jersey DEP	New York DOH	Virginia DGS	Washington DE	Maine DOH	ANAB	CALA	Florida DOH	Minnesota DOH	New Jersey DEP	Virginia DGS	ANAB	CALA	CALA	Florida DOH	Minnesota DOH	New Jersey DEP	ANAB	California DPH	Florida DOH	Minnesota DOH	New Jersey DEP	New York DOH	Virginia DGS	Washington DE	Maine DOH	ANAB	Pennsylvania DEP
		AXYS MLA-075	MLA-075			Y																Y													
	Cotinine	EPA 1694	MLA-075											Y																				Y	
		AXYS MLA-075	MLA-075			Y																Y													
	DEET (N,N-diethyl-m-toluamide)	AXYS MLA-075	MLA-075			Y																Y													
	Dehydronifedipine	EPA 1694	MLA-075											Y																				Y	
		AXYS MLA-075	MLA-075			Y																Y													
	Demeclocycline	EPA 1694	MLA-075											Y																				Y	
		AXYS MLA-075	MLA-075			Y																Y													
	Desmethyldiltiazem	AXYS MLA-075	MLA-075			Y																Y													
	Diazepam	AXYS MLA-075	MLA-075			Y																Y													
	Digoxigenin	EPA 1694	MLA-075											Y																				Y	
		AXYS MLA-075	MLA-075			Y																Y													
	Digoxin	EPA 1694	MLA-075											Y																				Y	
		AXYS MLA-075	MLA-075			Y																Y													
	Diltiazem	EPA 1694	MLA-075											Y																				Y	
		AXYS MLA-075	MLA-075			Y																Y													
	Diphenhydramine	EPA 1694	MLA-075											Y																				Y	
		AXYS MLA-075	MLA-075			Y																Y													
	Doxycycline	EPA 1694	MLA-075											Y																				Y	
		AXYS MLA-075	MLA-075			Y																Y													
	Enalapril	EPA 1694	MLA-075											Y																				Y	
		AXYS MLA-075	MLA-075			Y																Y													
	Enrofloxacin	EPA 1694	MLA-075											Y																				Y	
		AXYS MLA-075	MLA-075			Y																Y													
	Erythromycin	AXYS MLA-075	MLA-075			Y																Y													
	Flumequine	EPA 1694	MLA-075											Y																				Y	
		AXYS MLA-075	MLA-075			Y																Y													
	Fluocinonide	AXYS MLA-075	MLA-075			Y																Y													
	Fluoxetine	EPA 1694	MLA-075											Y																				Y	
		AXYS MLA-075	MLA-075			Y																Y													
	Fluticasone propionate	AXYS MLA-075	MLA-075			Y																Y													
	Furosemide	AXYS MLA-075	MLA-075			Y																Y													
	Gemfibrozil	EPA 1694	MLA-075											Y																				Y	
		AXYS MLA-075	MLA-075			Y																Y													
	Glipizide	AXYS MLA-075	MLA-075			Y																Y													
	Glyburide	AXYS MLA-075	MLA-075			Y																Y													
	Hydrochlorothiazide	AXYS MLA-075	MLA-075			Y																Y													
	Hydrocodone	AXYS MLA-075	MLA-075			Y																Y													
	Hydrocortisone	AXYS MLA-075	MLA-075			Y																Y													
	Ibuprofen	EPA 1694	MLA-075											Y																				Y	
		AXYS MLA-075	MLA-075			Y																Y													
	Isochlortetracycline (ICTC)	EPA 1694	MLA-075											Y																				Y	
		AXYS MLA-075	MLA-075			Y																Y													
	Lincomycin	EPA 1694	MLA-075											Y																				Y	
		AXYS MLA-075	MLA-075			Y																Y													
	Lomefloxacin	EPA 1694	MLA-075											Y																				Y	
		AXYS MLA-075	MLA-075			Y																Y													
	Meprobamate	AXYS MLA-075	MLA-075			Y																Y													
	Metformin	EPA 1694	MLA-075											Y																				Y	
		AXYS MLA-075	MLA-075			Y																Y													
	Methylprednisolone	AXYS MLA-075	MLA-075			Y																Y													

Accreditation Scope

AXYS Analytical Services Ltd.
file ref.: ACC-101 Rev.22

Compound Class	Compound	Accredited Method ID	AXYS Method ID	Pulp	Serum	Solids									Tissue						Urine	Water	Water, Drinking				Water, Non-Potable								
				CALA	CALA	CALA	California DPH	Florida DOH	Minnesota DOH	New Jersey DEP	New York DOH	Virginia DGS	Washington DE	Maine DOH	ANAB	CALA	Florida DOH	Minnesota DOH	New Jersey DEP	Virginia DGS	ANAB	CALA	CALA	Florida DOH	Minnesota DOH	New Jersey DEP	ANAB	California DPH	Florida DOH	Minnesota DOH	New Jersey DEP	New York DOH	Virginia DGS	Washington DE	Maine DOH	ANAB	Pennsylvania DEP
	Metoprolol	AXYS MLA-075	MLA-075			Y																Y													
	Miconazole	EPA 1694	MLA-075											Y																				Y	
		AXYS MLA-075	MLA-075			Y																Y													
	Minocycline	EPA 1694	MLA-075											Y																				Y	
		AXYS MLA-075	MLA-075			Y																Y													
	Naproxen	EPA 1694	MLA-075											Y																				Y	
		AXYS MLA-075	MLA-075			Y																Y													
	Norfloxacin	EPA 1694	MLA-075											Y																				Y	
		AXYS MLA-075	MLA-075			Y																Y													
	Norfluoxetine	AXYS MLA-075	MLA-075			Y																Y													
	Norgestimate	EPA 1694	MLA-075											Y																				Y	
		AXYS MLA-075	MLA-075			Y																Y													
	Norverapamil	AXYS MLA-075	MLA-075			Y																Y													
	Ofloxacin	EPA 1694	MLA-075											Y																				Y	
		AXYS MLA-075	MLA-075			Y																Y													
	Ormetoprim	EPA 1694	MLA-075											Y																				Y	
		AXYS MLA-075	MLA-075			Y																Y													
	Oxacillin	EPA 1694	MLA-075											Y																				Y	
		AXYS MLA-075	MLA-075			Y																Y													
	Oxolinic acid	EPA 1694	MLA-075											Y																				Y	
		AXYS MLA-075	MLA-075			Y																Y													
	Oxycodone	EPA 1694	MLA-075											Y																				Y	
		AXYS MLA-075	MLA-075			Y																Y													
	Oxytetracycline (OTC)	EPA 1694	MLA-075											Y																				Y	
		AXYS MLA-075	MLA-075			Y																Y													
	Paroxetine	EPA 1694	MLA-075											Y																				Y	
		AXYS MLA-075	MLA-075			Y																Y													
	Penicillin G	EPA 1694	MLA-075											Y																				Y	
		AXYS MLA-075	MLA-075			Y																Y													
	Penicillin V	EPA 1694	MLA-075											Y																				Y	
		AXYS MLA-075	MLA-075			Y																Y													
	Prednisolone	AXYS MLA-075	MLA-075			Y																Y													
	Prednisone	AXYS MLA-075	MLA-075			Y																Y													
	Promethazine	AXYS MLA-075	MLA-075			Y																Y													
	Propoxyphene	AXYS MLA-075	MLA-075			Y																Y													
	Propranolol	AXYS MLA-075	MLA-075			Y																Y													
	Ranitidine	EPA 1694	MLA-075											Y																				Y	
		AXYS MLA-075	MLA-075			Y																Y													
	Roxithromycin	EPA 1694	MLA-075											Y																				Y	
		AXYS MLA-075	MLA-075			Y																Y													
	Sarafloxacin	EPA 1694	MLA-075											Y																				Y	
		AXYS MLA-075	MLA-075			Y																Y													
	Sertraline	AXYS MLA-075	MLA-075			Y																Y													
	Simvastatin	AXYS MLA-075	MLA-075			Y																Y													
	Sulfachloropyridazine	EPA 1694	MLA-075											Y																				Y	
		AXYS MLA-075	MLA-075			Y																Y													
	Sulfadiazine	EPA 1694	MLA-075											Y																				Y	
		AXYS MLA-075	MLA-075			Y																Y													
	Sulfadimethoxine	EPA 1694	MLA-075											Y																				Y	
		AXYS MLA-075	MLA-075			Y																Y													
	Sulfamerazine	EPA 1694	MLA-075											Y																				Y	

Accreditation Scope

AXYS Analytical Services Ltd.
file ref.: ACC-101 Rev.22

				Pulp	Serum	Solids										Tissue						Urine	Water	Water, Drinking				Water, Non-Potable								
Compound Class	Compound	Accredited Method ID	AXYS Method ID	CALA	CALA	CALA	California DPH	Florida DOH	Minnesota DOH	New Jersey DEP	New York DOH	Virginia DGS	Washington DE	Maine DOH	ANAB	CALA	Florida DOH	Minnesota DOH	New Jersey DEP	Virginia DGS	ANAB	CALA	CALA	Florida DOH	Minnesota DOH	New Jersey DEP	ANAB	California DPH	Florida DOH	Minnesota DOH	New Jersey DEP	New York DOH	Virginia DGS	Washington DE	Maine DOH	ANAB	Pennsylvania DEP
		AXYS MLA-075	MLA-075			Y																	Y													
	Sulfamethazine	EPA 1694	MLA-075											Y																					Y		
		AXYS MLA-075	MLA-075			Y																	Y													
	Sulfamethizole	EPA 1694	MLA-075											Y																					Y		
		AXYS MLA-075	MLA-075			Y																	Y													
	Sulfamethoxazole	EPA 1694	MLA-075											Y																					Y		
		AXYS MLA-075	MLA-075			Y																	Y													
	Sulfanilamide	EPA 1694	MLA-075											Y																					Y		
		AXYS MLA-075	MLA-075			Y																	Y													
	Sulfathiazole	EPA 1694	MLA-075											Y																					Y		
		AXYS MLA-075	MLA-075			Y																	Y													
	Tetracycline (TC)	EPA 1694	MLA-075											Y																					Y		
		AXYS MLA-075	MLA-075			Y																	Y													
	Theophylline	AXYS MLA-075	MLA-075			Y																	Y													
	Thiabendazole	EPA 1694	MLA-075											Y																					Y		
		AXYS MLA-075	MLA-075			Y																	Y													
	Trenbolone	AXYS MLA-075	MLA-075			Y																	Y													
	Trenbolone acetate	AXYS MLA-075	MLA-075			Y																	Y													
	Triamterene	AXYS MLA-075	MLA-075			Y																	Y													
	Triclocarban	EPA 1694	MLA-075											Y																					Y		
		AXYS MLA-075	MLA-075			Y																	Y													
	Triclosan	EPA 1694	MLA-075											Y																					Y		
		AXYS MLA-075	MLA-075			Y																	Y													
	Trimethoprim	EPA 1694	MLA-075											Y																					Y		
		AXYS MLA-075	MLA-075			Y																	Y													
	Tylosin	EPA 1694	MLA-075											Y																					Y		
		AXYS MLA-075	MLA-075			Y																	Y													
	Valsartan	AXYS MLA-075	MLA-075			Y																	Y													
	Verapamil	AXYS MLA-075	MLA-075			Y																	Y													
	Virginiamycin	EPA 1694	MLA-075											Y																					Y		
		AXYS MLA-075	MLA-075			Y																	Y													
	Warfarin	EPA 1694	MLA-075											Y																					Y		
		AXYS MLA-075	MLA-075			Y																	Y													
	Erythromycin anydrate	EPA 1694	MLA-075											Y																					Y		
Targeted Metabolites	11, 14, 17-eicosatrienoic acid (eicosatrienoic acid)	AXYS MLM-001	MLM-001													Y																				
	11, 14-eicosadienoic acid	AXYS MLM-001	MLM-001													Y																				
	3-hydroxytyrosine	AXYS MLM-001	MLM-001													Y																				
	Acetylcarnitine	AXYS MLM-001	MLM-001													Y																				
	Acetylornithine	AXYS MLM-001	MLM-001													Y																				
	Alanine	AXYS MLM-001	MLM-001													Y																				
	alpha-Aminoadipic acid	AXYS MLM-001	MLM-001													Y																				
	Arginine	AXYS MLM-001	MLM-001													Y																				
	Asparagine	AXYS MLM-001	MLM-001													Y																				
	Aspartate	AXYS MLM-001	MLM-001													Y																				
	Asymmetric dimethylarginine	AXYS MLM-001	MLM-001													Y																				
	Butenylcarnitine	AXYS MLM-001	MLM-001													Y																				
	Butyrylcarnitine	AXYS MLM-001	MLM-001													Y																				
	C22:5 ISOMER 1 (tentatively all-cis-4, 8, 12, 15, 19-docosapentaenoic acid)	AXYS MLM-001	MLM-001													Y																				
	C22:5 ISOMER 2 (all-cis-7,10,13,16,19-docosapentaenoic acid (DPA)	AXYS MLM-001	MLM-001													Y																				
	C22:5 ISOMER 3 (tentatively all-cis-4, 7, 10, 13, 16-docosapentaenoic acid)	AXYS MLM-001	MLM-001													Y																				
	Carnitine	AXYS MLM-001	MLM-001													Y																				

Accreditation Scope

AXYS Analytical Services Ltd.
file ref.: ACC-101 Rev.22

Compound Class	Compound	Accredited Method ID	AXYS Method ID	Pulp: CALA	Serum: CALA	Solids: CALA	Solids: California DPH	Solids: Florida DOH	Solids: Minnesota DOH	Solids: New Jersey DEP	Solids: New York DOH	Solids: Virginia DGS	Solids: Washington DE	Solids: Maine DOH	Solids: ANAB	Tissue: CALA	Tissue: Florida DOH	Tissue: Minnesota DOH	Tissue: New Jersey DEP	Tissue: Virginia DGS	Tissue: ANAB	Urine: CALA	Water: CALA	Water, Drinking: Florida DOH	Water, Drinking: Minnesota DOH	Water, Drinking: New Jersey DEP	Water, Drinking: ANAB	Water, Non-Potable: California DPH	Water, Non-Potable: Florida DOH	Water, Non-Potable: Minnesota DOH	Water, Non-Potable: New Jersey DEP	Water, Non-Potable: New York DOH	Water, Non-Potable: Virginia DGS	Water, Non-Potable: Washington DE	Water, Non-Potable: Maine DOH	Water, Non-Potable: ANAB	Water, Non-Potable: Pennsylvania DEP
	Carnosine	AXYS MLM-001	MLM-001													Y																				
	chenodeoxycholic acid	AXYS MLM-001	MLM-001													Y																				
	cholic acid	AXYS MLM-001	MLM-001													Y																				
	Citrulline	AXYS MLM-001	MLM-001													Y																				
	Creatinine	AXYS MLM-001	MLM-001													Y																				
	Decadienylcarnitine	AXYS MLM-001	MLM-001													Y																				
	decanoic acid (capric acid)	AXYS MLM-001	MLM-001													Y																				
	Decanoylcarnitine	AXYS MLM-001	MLM-001													Y																				
	Decenoylcarnitine	AXYS MLM-001	MLM-001													Y																				
	deoxycholic acid	AXYS MLM-001	MLM-001													Y																				
	docosahexaenoic acid (DHA)	AXYS MLM-001	MLM-001													Y																				
	docosatetraenoic acid (adrenic acid)	AXYS MLM-001	MLM-001													Y																				
	Dodecanedioylcarnitine	AXYS MLM-001	MLM-001													Y																				
	Dodecanoylcarnitine	AXYS MLM-001	MLM-001													Y																				
	Dodecenoylcarnitine	AXYS MLM-001	MLM-001													Y																				
	Dopamine	AXYS MLM-001	MLM-001													Y																				
	eicosapentaenoic acid (EPA)	AXYS MLM-001	MLM-001													Y																				
	Eicosatetraenoic acid (arachidonic acid)	AXYS MLM-001	MLM-001													Y																				
	eicosatrienoic acid (dihomo-γ-linolenic acid)	AXYS MLM-001	MLM-001													Y																				
	Glutaconylcarnitine	AXYS MLM-001	MLM-001													Y																				
	Glutamate	AXYS MLM-001	MLM-001													Y																				
	Glutamine	AXYS MLM-001	MLM-001													Y																				
	Glutarylcarnitine (Hydroxyhexanoylcarnitine)	AXYS MLM-001	MLM-001													Y																				
	Glycine	AXYS MLM-001	MLM-001													Y																				
	glycochenodeoxycholic acid	AXYS MLM-001	MLM-001													Y																				
	glycocholic acid	AXYS MLM-001	MLM-001													Y																				
	glycodeoxycholic acid	AXYS MLM-001	MLM-001													Y																				
	Hexadecadienylcarnitine	AXYS MLM-001	MLM-001													Y																				
	hexadecanoic acid (palmitic acid)	AXYS MLM-001	MLM-001													Y																				
	Hexadecanoylcarnitine	AXYS MLM-001	MLM-001													Y																				
	hexadecenoic acid (palmitoleic acid)	AXYS MLM-001	MLM-001													Y																				
	Hexadecenoylcarnitine	AXYS MLM-001	MLM-001													Y																				
	Hexanoylcarnitine (Fumarylcarnitine)	AXYS MLM-001	MLM-001													Y																				
	Hexenoylcarnitine	AXYS MLM-001	MLM-001													Y																				
	Hexose (sum isomers)	AXYS MLM-001	MLM-001													Y																				
	Histamine	AXYS MLM-001	MLM-001													Y																				
	Histidine	AXYS MLM-001	MLM-001													Y																				
	Hydroxyhexadecadienylcarnitine	AXYS MLM-001	MLM-001													Y																				
	Hydroxyhexadecanoylcarnitine	AXYS MLM-001	MLM-001													Y																				
	Hydroxyhexadecenoylcarnitine	AXYS MLM-001	MLM-001													Y																				
	Hydroxylbutyrylcarnitine	AXYS MLM-001	MLM-001													Y																				
	Hydroxyoctadecenoylcarnitine	AXYS MLM-001	MLM-001													Y																				
	Hydroxyproline	AXYS MLM-001	MLM-001													Y																				
	Hydroxypropionylcarnitine	AXYS MLM-001	MLM-001													Y																				
	Hydroxysphingomyeline C14:1	AXYS MLM-001	MLM-001													Y																				
	Hydroxysphingomyeline C16:1	AXYS MLM-001	MLM-001													Y																				
	Hydroxysphingomyeline C22:1	AXYS MLM-001	MLM-001													Y																				
	Hydroxysphingomyeline C22:2	AXYS MLM-001	MLM-001													Y																				
	Hydroxysphingomyeline C24:1	AXYS MLM-001	MLM-001													Y																				
	Hydroxytetradecadienylcarnitine	AXYS MLM-001	MLM-001													Y																				
	Hydroxytetradecenoylcarnitine	AXYS MLM-001	MLM-001													Y																				

Accreditation Scope

AXYS Analytical Services Ltd.
file ref.: ACC-101 Rev.22

				Pulp	Serum	Solids										Tissue						Urine	Water	Water, Drinking				Water, Non-Potable									
Compound Class	Compound	Accredited Method ID	AXYS Method ID	CALA	CALA	CALA	California DPH	Florida DOH	Minnesota DOH	New Jersey DEP	New York DOH	Virginia DGS	Washington DE	Maine DOH	ANAB	CALA	Florida DOH	Minnesota DOH	New Jersey DEP	Virginia DGS	ANAB	CALA	CALA	Florida DOH	Minnesota DOH	New Jersey DEP	ANAB	California DPH	Florida DOH	Minnesota DOH	New Jersey DEP	New York DOH	Virginia DGS	Washington DE	Maine DOH	ANAB	Pennsylvania DEP
	Hydroxyvalerylcarnitine (Methylmalonylcarnitine)	AXYS MLM-001	MLM-001													Y																					
	Isoleucine	AXYS MLM-001	MLM-001													Y																					
	Kynurenine	AXYS MLM-001	MLM-001													Y																					
	Leucine	AXYS MLM-001	MLM-001													Y																					
	lithocholic acid	AXYS MLM-001	MLM-001													Y																					
	Lysine	AXYS MLM-001	MLM-001													Y																					
	lysoPhosphatidylcholine acyl C14:0	AXYS MLM-001	MLM-001													Y																					
	lysoPhosphatidylcholine acyl C16:0	AXYS MLM-001	MLM-001													Y																					
	lysoPhosphatidylcholine acyl C16:1	AXYS MLM-001	MLM-001													Y																					
	lysoPhosphatidylcholine acyl C17:0	AXYS MLM-001	MLM-001													Y																					
	lysoPhosphatidylcholine acyl C18:0	AXYS MLM-001	MLM-001													Y																					
	lysoPhosphatidylcholine acyl C18:1	AXYS MLM-001	MLM-001													Y																					
	lysoPhosphatidylcholine acyl C18:2	AXYS MLM-001	MLM-001													Y																					
	lysoPhosphatidylcholine acyl C20:3	AXYS MLM-001	MLM-001													Y																					
	lysoPhosphatidylcholine acyl C20:4	AXYS MLM-001	MLM-001													Y																					
	lysoPhosphatidylcholine acyl C24:0	AXYS MLM-001	MLM-001													Y																					
	lysoPhosphatidylcholine acyl C26:1	AXYS MLM-001	MLM-001													Y																					
	lysoPhosphatidylcholine acyl C28:0	AXYS MLM-001	MLM-001													Y																					
	lysoPhosphatidylcholine acyl C28:1	AXYS MLM-001	MLM-001													Y																					
	Methionine	AXYS MLM-001	MLM-001													Y																					
	Methioninesulfoxide	AXYS MLM-001	MLM-001													Y																					
	Methylglutarylcarnitine	AXYS MLM-001	MLM-001													Y																					
	Nitrotyrosine	AXYS MLM-001	MLM-001													Y																					
	Nonaylcarnitine	AXYS MLM-001	MLM-001													Y																					
	octadecadienoic acid (linoleic acid)	AXYS MLM-001	MLM-001													Y																					
	Octadecadienylcarnitine	AXYS MLM-001	MLM-001													Y																					
	octadecanoic acid (stearic acid)	AXYS MLM-001	MLM-001													Y																					
	Octadecanoylcarnitine	AXYS MLM-001	MLM-001													Y																					
	octadecatrienoic acid (γ-linolenic acid)	AXYS MLM-001	MLM-001													Y																					
	Octadecenoylcarnitine	AXYS MLM-001	MLM-001													Y																					
	Octanoylcarnitine	AXYS MLM-001	MLM-001													Y																					
	Ornithine	AXYS MLM-001	MLM-001													Y																					
	Phenylalanine	AXYS MLM-001	MLM-001													Y																					
	Phenylethylamine	AXYS MLM-001	MLM-001													Y																					
	Phosphatidylcholine acyl-alkyl C30:0	AXYS MLM-001	MLM-001													Y																					
	Phosphatidylcholine acyl-alkyl C30:1	AXYS MLM-001	MLM-001													Y																					
	Phosphatidylcholine acyl-alkyl C30:2	AXYS MLM-001	MLM-001													Y																					
	Phosphatidylcholine acyl-alkyl C32:1	AXYS MLM-001	MLM-001													Y																					
	Phosphatidylcholine acyl-alkyl C32:2	AXYS MLM-001	MLM-001													Y																					
	Phosphatidylcholine acyl-alkyl C34:0	AXYS MLM-001	MLM-001													Y																					
	Phosphatidylcholine acyl-alkyl C34:1	AXYS MLM-001	MLM-001													Y																					
	Phosphatidylcholine acyl-alkyl C34:2	AXYS MLM-001	MLM-001													Y																					
	Phosphatidylcholine acyl-alkyl C34:3	AXYS MLM-001	MLM-001													Y																					
	Phosphatidylcholine acyl-alkyl C36:0	AXYS MLM-001	MLM-001													Y																					
	Phosphatidylcholine acyl-alkyl C36:1	AXYS MLM-001	MLM-001													Y																					
	Phosphatidylcholine acyl-alkyl C36:2	AXYS MLM-001	MLM-001													Y																					
	Phosphatidylcholine acyl-alkyl C36:3	AXYS MLM-001	MLM-001													Y																					
	Phosphatidylcholine acyl-alkyl C36:4	AXYS MLM-001	MLM-001													Y																					
	Phosphatidylcholine acyl-alkyl C36:5	AXYS MLM-001	MLM-001													Y																					
	Phosphatidylcholine acyl-alkyl C38:0	AXYS MLM-001	MLM-001													Y																					
	Phosphatidylcholine acyl-alkyl C38:1	AXYS MLM-001	MLM-001													Y																					

Accreditation Scope

AXYS Analytical Services Ltd.
file ref.: ACC-101 Rev.22

Compound Class	Compound	Accredited Method ID	AXYS Method ID	Pulp	Serum	Solids										Tissue						Urine	Water	Water, Drinking				Water, Non-Potable									
				CALA	CALA	CALA	California DPH	Florida DOH	Minnesota DOH	New Jersey DEP	New York DOH	Virginia DGS	Washington DE	Maine DOH	ANAB	CALA	Florida DOH	Minnesota DOH	New Jersey DEP	Virginia DGS	ANAB	CALA	CALA	Florida DOH	Minnesota DOH	New Jersey DEP	ANAB	California DPH	Florida DOH	Minnesota DOH	New Jersey DEP	New York DOH	Virginia DGS	Washington DE	Maine DOH	ANAB	Pennsylvania DEP
	Phosphatidylcholine acyl-alkyl C38:2	AXYS MLM-001	MLM-001													Y																					
	Phosphatidylcholine acyl-alkyl C38:3	AXYS MLM-001	MLM-001													Y																					
	Phosphatidylcholine acyl-alkyl C38:5	AXYS MLM-001	MLM-001													Y																					
	Phosphatidylcholine acyl-alkyl C38:6	AXYS MLM-001	MLM-001													Y																					
	Phosphatidylcholine acyl-alkyl C40:1	AXYS MLM-001	MLM-001													Y																					
	Phosphatidylcholine acyl-alkyl C40:2	AXYS MLM-001	MLM-001													Y																					
	Phosphatidylcholine acyl-alkyl C40:3	AXYS MLM-001	MLM-001													Y																					
	Phosphatidylcholine acyl-alkyl C40:4	AXYS MLM-001	MLM-001													Y																					
	Phosphatidylcholine acyl-alkyl C40:5	AXYS MLM-001	MLM-001													Y																					
	Phosphatidylcholine acyl-alkyl C40:6	AXYS MLM-001	MLM-001													Y																					
	Phosphatidylcholine acyl-alkyl C42:0	AXYS MLM-001	MLM-001													Y																					
	Phosphatidylcholine acyl-alkyl C42:1	AXYS MLM-001	MLM-001													Y																					
	Phosphatidylcholine acyl-alkyl C42:2	AXYS MLM-001	MLM-001													Y																					
	Phosphatidylcholine acyl-alkyl C42:3	AXYS MLM-001	MLM-001													Y																					
	Phosphatidylcholine acyl-alkyl C42:4	AXYS MLM-001	MLM-001													Y																					
	Phosphatidylcholine acyl-alkyl C42:5	AXYS MLM-001	MLM-001													Y																					
	Phosphatidylcholine acyl-alkyl C44:3	AXYS MLM-001	MLM-001													Y																					
	Phosphatidylcholine acyl-alkyl C44:4	AXYS MLM-001	MLM-001													Y																					
	Phosphatidylcholine acyl-alkyl C44:5	AXYS MLM-001	MLM-001													Y																					
	Phosphatidylcholine acyl-alkyl C44:6	AXYS MLM-001	MLM-001													Y																					
	Phosphatidylcholine diacyl C24:0	AXYS MLM-001	MLM-001													Y																					
	Phosphatidylcholine diacyl C26:0	AXYS MLM-001	MLM-001													Y																					
	Phosphatidylcholine diacyl C28:1	AXYS MLM-001	MLM-001													Y																					
	Phosphatidylcholine diacyl C30:0	AXYS MLM-001	MLM-001													Y																					
	Phosphatidylcholine diacyl C30:2	AXYS MLM-001	MLM-001													Y																					
	Phosphatidylcholine diacyl C32:0	AXYS MLM-001	MLM-001													Y																					
	Phosphatidylcholine diacyl C32:1	AXYS MLM-001	MLM-001													Y																					
	Phosphatidylcholine diacyl C32:2	AXYS MLM-001	MLM-001													Y																					
	Phosphatidylcholine diacyl C32:3	AXYS MLM-001	MLM-001													Y																					
	Phosphatidylcholine diacyl C34:1	AXYS MLM-001	MLM-001													Y																					
	Phosphatidylcholine diacyl C34:2	AXYS MLM-001	MLM-001													Y																					
	Phosphatidylcholine diacyl C34:3	AXYS MLM-001	MLM-001													Y																					
	Phosphatidylcholine diacyl C34:4	AXYS MLM-001	MLM-001													Y																					
	Phosphatidylcholine diacyl C36:0	AXYS MLM-001	MLM-001													Y																					
	Phosphatidylcholine diacyl C36:1	AXYS MLM-001	MLM-001													Y																					
	Phosphatidylcholine diacyl C36:2	AXYS MLM-001	MLM-001													Y																					
	Phosphatidylcholine diacyl C36:3	AXYS MLM-001	MLM-001													Y																					
	Phosphatidylcholine diacyl C36:4	AXYS MLM-001	MLM-001													Y																					
	Phosphatidylcholine diacyl C36:5	AXYS MLM-001	MLM-001													Y																					
	Phosphatidylcholine diacyl C36:6	AXYS MLM-001	MLM-001													Y																					
	Phosphatidylcholine diacyl C38:0	AXYS MLM-001	MLM-001													Y																					
	Phosphatidylcholine diacyl C38:1	AXYS MLM-001	MLM-001													Y																					
	Phosphatidylcholine diacyl C38:3	AXYS MLM-001	MLM-001													Y																					
	Phosphatidylcholine diacyl C38:4	AXYS MLM-001	MLM-001													Y																					
	Phosphatidylcholine diacyl C38:5	AXYS MLM-001	MLM-001													Y																					
	Phosphatidylcholine diacyl C38:6	AXYS MLM-001	MLM-001													Y																					
	Phosphatidylcholine diacyl C40:1	AXYS MLM-001	MLM-001													Y																					
	Phosphatidylcholine diacyl C40:2	AXYS MLM-001	MLM-001													Y																					
	Phosphatidylcholine diacyl C40:3	AXYS MLM-001	MLM-001													Y																					
	Phosphatidylcholine diacyl C40:4	AXYS MLM-001	MLM-001													Y																					
	Phosphatidylcholine diacyl C40:5	AXYS MLM-001	MLM-001													Y																					

Accreditation Scope

AXYS Analytical Services Ltd.
file ref.: ACC-101 Rev.22

				Pulp	Serum	Solids										Tissue						Urine	Water	Water, Drinking				Water, Non-Potable								
Compound Class	Compound	Accredited Method ID	AXYS Method ID	CALA	CALA	CALA	California DPH	Florida DOH	Minnesota DOH	New Jersey DEP	New York DOH	Virginia DGS	Washington DE	Maine DOH	ANAB	CALA	Florida DOH	Minnesota DOH	New Jersey DEP	Virginia DGS	ANAB	CALA	CALA	Florida DOH	Minnesota DOH	New Jersey DEP	ANAB	California DPH	Florida DOH	Minnesota DOH	New Jersey DEP	New York DOH	Virginia DGS	Washington DE	Maine DOH	ANAB	Pennsylvania DEP
	Phosphatidylcholine diacyl C40:6	AXYS MLM-001	MLM-001													Y																				
	Phosphatidylcholine diacyl C42:0	AXYS MLM-001	MLM-001													Y																				
	Phosphatidylcholine diacyl C42:1	AXYS MLM-001	MLM-001													Y																				
	Phosphatidylcholine diacyl C42:2	AXYS MLM-001	MLM-001													Y																				
	Phosphatidylcholine diacyl C42:4	AXYS MLM-001	MLM-001													Y																				
	Phosphatidylcholine diacyl C42:5	AXYS MLM-001	MLM-001													Y																				
	Phosphatidylcholine diacyl C42:6	AXYS MLM-001	MLM-001													Y																				
	Pimelylcarnitine	AXYS MLM-001	MLM-001													Y																				
	Proline	AXYS MLM-001	MLM-001													Y																				
	Propenoylcarnitine	AXYS MLM-001	MLM-001													Y																				
	Propionylcarnitine	AXYS MLM-001	MLM-001													Y																				
	Putrescine	AXYS MLM-001	MLM-001													Y																				
	Sarcosine	AXYS MLM-001	MLM-001													Y																				
	Serine	AXYS MLM-001	MLM-001													Y																				
	Serotonin	AXYS MLM-001	MLM-001													Y																				
	Spermidine	AXYS MLM-001	MLM-001													Y																				
	Spermine	AXYS MLM-001	MLM-001													Y																				
	Sphingomyeline C16:0	AXYS MLM-001	MLM-001													Y																				
	Sphingomyeline C16:1	AXYS MLM-001	MLM-001													Y																				
	Sphingomyeline C18:0	AXYS MLM-001	MLM-001													Y																				
	Sphingomyeline C18:1	AXYS MLM-001	MLM-001													Y																				
	Sphingomyeline C20:2	AXYS MLM-001	MLM-001													Y																				
	Sphingomyeline C22:3	AXYS MLM-001	MLM-001													Y																				
	Sphingomyeline C24:0	AXYS MLM-001	MLM-001													Y																				
	Sphingomyeline C24:1	AXYS MLM-001	MLM-001													Y																				
	Sphingomyeline C26:0	AXYS MLM-001	MLM-001													Y																				
	Sphingomyeline C26:1	AXYS MLM-001	MLM-001													Y																				
	Symmetric dimethylarginine	AXYS MLM-001	MLM-001													Y																				
	Taurine	AXYS MLM-001	MLM-001													Y																				
	taurochenodeoxycholic acid	AXYS MLM-001	MLM-001													Y																				
	taurocholic acid	AXYS MLM-001	MLM-001													Y																				
	taurodeoxycholic acid	AXYS MLM-001	MLM-001													Y																				
	taurolithocholic acid	AXYS MLM-001	MLM-001													Y																				
	tauroursodexoycholic acid	AXYS MLM-001	MLM-001													Y																				
	Tetradecadienylcarnitine	AXYS MLM-001	MLM-001													Y																				
	tetradecanoic acid (myristic acid)	AXYS MLM-001	MLM-001													Y																				
	Tetradecanoylcarnitine	AXYS MLM-001	MLM-001													Y																				
	Tetradecenoylcarnitine	AXYS MLM-001	MLM-001													Y																				
	Threonine	AXYS MLM-001	MLM-001													Y																				
	Tiglylcarnitine	AXYS MLM-001	MLM-001													Y																				
	Total dimethylarginine	AXYS MLM-001	MLM-001													Y																				
	Tryptophan	AXYS MLM-001	MLM-001													Y																				
	Tyrosine	AXYS MLM-001	MLM-001													Y																				
	ursodexoycholic acid	AXYS MLM-001	MLM-001													Y																				
	Valerylcarnitine	AXYS MLM-001	MLM-001													Y																				
	Valine	AXYS MLM-001	MLM-001													Y																				
TBBPA	Tetrabromobisphenol A	AXYS MLA-079	MLA-079		Y																															

Legend

BPA and mPE	Bisphenol A and mono-Phthalate Esters
HBCDD	Hexabromocyclododecane
OC Pesticides	Organochlorine Pesticides
PAH	Polycyclic Aromatic Hydrocarbons
PBDPE	Polybrominated diphenylethers
PCB	Polychlorinated Biphenyls
PCDDF	Polychlorinated dibenzodioxins/furans
PFC	Perfluorinated Compounds
PPCP	Pharmaceutical and Personal Care Products
TBBPA	Tetrabromobisphenol A
California DPH	California Department of Public Health, Lab ID 2911
Florida DOH	Florida Department of Health, Lab ID E871007, (NELAC Standard)
Pennsylvania DEP	Pennsylvania Departmnent of Environmental Protection
Minnesota DOH	Minnesota Department of Health, Lab ID 232-999-430, (NELAC Standard)
New Jersey DEP	New Jersey Department of Environmental Protection, Lab ID CANA005, (NELAC Standard)
New York DOH	New York Department of Health, Lab ID 11674, (NELAC Standard)
Washington DE	Washington Department of Ecology, Lab ID C404
Virginia DGS	Virginia Department of General Services, Division of Consolidated Laboratory Services, Lab ID 460224, (NELAC Standard)
Maine DOH	Maine Center for Disease Control and Prevention, Department of Health and Human Services, Lab ID CN00003
CALA	Canadian Association for Laboratory Accreditation Inc., Lab ID A2637, (ISO/IEC 17025:2005 Standard)
ANAB	ANSI-ASQ National Accreditation Board, certificate AT-1861, (ISO/IEC 17025:2005 Standard)

AXYS | Axys Analytical Services Ltd
2045 Mills Road West
SIDNEY, BRITISH COLUMBIA, CANADA V8L 5X2
TEL 250-655-5800 FAX 250-655-5811
www.axysanalytical.com

AXYS Client No.: 4765

Client Address: ARCADIS U.S., Inc.
630 Plaza Drive, Suite 600
Highlands Ranch, CO, US, 80129

The AXYS contact for these data is Kirsten Anderson.

BATCH SUMMARY

Batch ID: WG51242	***Date:*** 10-Jun-2015
Analysis Type: PAH	***Matrix Type:*** Tissue

BATCH MAKEUP

Contract: 4765

Samples:

L23191-2	83 Top
L23191-3	85 Middle
L23191-4	87 Bottom
L23191-8	95 Top
L23191-9	97 Middle
L23191-10	99 Bottom
L23191-14	125 Top
L23191-15	127 Middle
L23191-16	129 Bottom

Blank: WG51242-101

Reference or Spike: WG51242-102

Duplicate:

Comments:

1. Data are considered final.
2. Data are not blank corrected.
3. In sample 83 Top (Axys ID L23191-2), naphthalene, 2-methylnaphthalene, and 2,6-dimethylnaphthalene could not be quantified, as indicated by the NQ flags. The recovery of d8-acenaphthylene fell below the lower method control limit, as indicated by the V flag. The results are recovery corrected. The recovery of the d8-acenaphthylene is sufficient for the accurate quantification of native acenaphthylene and acenaphthene, the two analytes for which d8-acenapthylene is the internal standard.

Copyright AXYS Analytical Services Ltd
February 1993

FQA-006 Rev. 2. 18-Jul-1994

AXYS METHOD MLA-021 Rev 12

Form 3A
INITIAL CALIBRATION RELATIVE RESPONSES

AXYS ANALYTICAL SERVICES
2045 MILLS RD., SIDNEY, B.C., CANADA
V8L 5X2 TEL (250) 655-5800 FAX (250) 655-5811

Initial Calibration Date: 19-Jan-2015

Instrument ID: LR GC/MS

GC Column ID: RTX5

CS0 Data Filename: N/A
CS1 Data Filename: PH5S0130.D
CS2 Data Filename: PH5S0131.D
CS3 Data Filename: PH5S0132.D
CS4 Data Filename: PH5S0134.D
CS5 Data Filename: PH5S0133.D
CS6 Data Filename: N/A

		RELATIVE RESPONSE (RR)								
COMPOUND	**LAB FLAG [1]**	**CS0**	**CS1**	**CS2**	**CS3**	**CS4**	**CS5**	**CS6**	**MEAN RR**	**CV (%RSD)[2]**
Naphthalene			1.10	1.08	1.11	1.13	1.14		1.11	2.30
Acenaphthylene			1.13	1.14	1.15	1.18	1.19		1.16	2.07
Acenaphthene			0.61	0.62	0.62	0.65	0.64		0.63	3.05
Fluorene			0.73	0.74	0.74	0.77	0.79		0.76	3.44
Phenanthrene			1.09	1.13	1.15	1.18	1.19		1.15	3.47
Anthracene			1.14	1.14	1.16	1.18	1.21		1.17	2.45
Fluoranthene			1.34	1.33	1.40	1.45	1.42		1.39	3.92
Pyrene			1.40	1.47	1.44	1.49	1.49		1.46	2.56
Benz[a]anthracene			1.36	1.37	1.45	1.46	1.48		1.42	3.89
Chrysene			1.25	1.25	1.28	1.29	1.32		1.28	2.29
Benzo[b]fluoranthene			1.62	1.53	1.49	1.49	1.53		1.53	3.45
Benzo[j,k]fluoranthenes			1.16	1.19	1.22	1.23	1.25		1.21	2.87
Benzo[e]pyrene			1.22	1.26	1.32	1.32	1.38		1.30	4.73
Benzo[a]pyrene			1.28	1.31	1.31	1.31	1.37		1.31	2.71
Perylene			1.41	1.42	1.46	1.49	1.55		1.47	4.10
Dibenz[a,h]anthracene			1.56	1.50	1.56	1.62	1.60		1.57	3.00
Indeno[1,2,3-cd]pyrene			1.31	1.27	1.31	1.33	1.37		1.32	2.63
Benzo[ghi]perylene			1.41	1.39	1.41	1.45	1.46		1.42	2.20
2-Methylnaphthalene			1.18	1.21	1.22	1.24	1.26		1.22	2.34
2,6-Dimethylnaphthalene			1.18	1.20	1.21	1.24	1.25		1.22	2.31
2,3,5-Trimethylnaphthalene			1.08	1.05	1.09	1.12	1.12		1.09	2.76
1-Methylphenanthrene			0.76	0.75	0.80	0.82	0.84		0.79	4.74
Dibenzothiophene			1.18	1.20	1.20	1.22	1.24		1.21	1.66

(1) Where applicable, custom lab flags have been used on this report.
(2) QC limit is 20% for native compounds with a labeled analog, 35% for those without a labeled analog.

These data are validated and reported as accurate and in accord with AXYS Analytical Services Ltd. ISO17025 compliant quality assurance processes.
Signed: _____Brian Watson_____

For Axys Internal Use Only [XSL Template: Form3A.xsl; Created: 10-Jun-2015 16:24:47; Application: XMLTransformer-1.14.12;
Report Filename: GENERIC-SPECS_PAH_LO_19-Jan-2015_PH5S__Form3A_GS59616.html; Workgroup: WG51242; Design ID: 2591]

AXYS METHOD MLA-021 Rev 12

Form 3B
INITIAL CALIBRATION RELATIVE RESPONSES

AXYS ANALYTICAL SERVICES
2045 MILLS RD., SIDNEY, B.C., CANADA
V8L 5X2 TEL (250) 655-5800 FAX (250) 655-5811

Initial Calibration Date: 19-Jan-2015

Instrument ID: LR GC/MS

GC Column ID: RTX5

CS0 Data Filename: N/A

CS1 Data Filename: PH5S0130.D

CS2 Data Filename: PH5S0131.D

CS3 Data Filename: PH5S0132.D

CS4 Data Filename: PH5S0134.D

CS5 Data Filename: PH5S0133.D

CS6 Data Filename: N/A

		RELATIVE RESPONSE (RR)								
LABELED COMPOUND	**LAB FLAG [1]**	**CS0**	**CS1**	**CS2**	**CS3**	**CS4**	**CS5**	**CS6**	**MEAN RR**	**CV (%RSD)[2]**
Naphthalene d-8			1.77	1.78	1.77	1.76	1.75		1.77	0.78
2-Methylnaphthalene d-10			1.11	1.11	1.11	1.10	1.10		1.11	0.65
2,6-Dimethylnaphthalene d-12			0.96	0.95	0.95	0.95	0.96		0.95	0.40
Acenaphthylene d-8			2.03	2.02	2.05	1.98	2.04		2.03	1.25
Dibenzothiophene d-8			0.91	0.90	0.89	0.90	0.91		0.90	0.95
Phenanthrene d-10			0.95	0.94	0.95	0.95	0.96		0.95	0.53
Fluoranthene d-10			0.90	0.90	0.91	0.91	0.92		0.91	0.59
Benzo[a]anthracene d-12			0.78	0.77	0.79	0.79	0.80		0.79	1.15
Chrysene d-12			0.85	0.86	0.87	0.89	0.89		0.87	2.03
Benzo[b]fluoranthene d-12			0.89	0.89	0.90	0.91	0.91		0.90	1.22
Benzo[k]fluoranthene d-12			1.11	1.12	1.14	1.16	1.18		1.14	2.38
Benzo[a]pyrene d-12			0.92	0.92	0.94	0.97	0.96		0.94	2.62
Perylene d-12			0.83	0.84	0.85	0.86	0.85		0.85	1.49
Dibenzo[a,h]anthracene d-14			0.67	0.68	0.71	0.72	0.74		0.70	3.98
Indeno[1,2,3-cd]pyrene d-12			0.91	0.92	0.94	0.97	0.94		0.93	2.46
Benzo[ghi]perylene d-12			0.96	0.98	0.99	1.01	0.99		0.99	1.74

(1) Where applicable, custom lab flags have been used on this report.
(2) QC limit is 35% for labeled compounds.

These data are validated and reported as accurate and in accord with AXYS Analytical Services Ltd. ISO17025 compliant quality assurance processes.
Signed: _____Brian Watson_____

For Axys Internal Use Only [XSL Template: Form3B.xsl; Created: 10-Jun-2015 16:24:47; Application: XMLTransformer-1.14.12;
Report Filename: GENERIC-SPECS_PAH_LO_19-Jan-2015_PH5S__Form3B_GS59616.html; Workgroup: WG51242; Design ID: 2591]

AXYS METHOD MLA-021 Rev 12

Form 3C
INITIAL CALIBRATION ION ABUNDANCE RATIOS

AXYS ANALYTICAL SERVICES
2045 MILLS RD., SIDNEY, B.C., CANADA
V8L 5X2 TEL (250) 655-5800 FAX (250) 655-5811

Initial Calibration Date: 19-Jan-2015

Instrument ID: LR GC/MS

GC Column ID: RTX5

CS0 Data Filename: N/A
CS1 Data Filename: PH5S0130.D
CS2 Data Filename: PH5S0131.D
CS3 Data Filename: PH5S0132.D
CS4 Data Filename: PH5S0134.D
CS5 Data Filename: PH5S0133.D
CS6 Data Filename: N/A

COMPOUND	LAB FLAG [1]	M/Z's FORMING RATIO	ION ABUNDANCE RATIO CS0	CS1	CS2	CS3	CS4	CS5	CS6
Naphthalene		**128,102**		0.07	0.07	0.07	0.07	0.07	
Acenaphthylene		**152,151**		0.20	0.20	0.20	0.20	0.20	
Acenaphthene		**154,153**		1.14	1.16	1.18	1.17	1.17	
Fluorene		**166,165**		1.04	1.02	1.02	1.03	1.02	
Phenanthrene		**178,176**		0.20	0.20	0.19	0.19	0.19	
Anthracene		**178,176**		0.19	0.19	0.19	0.19	0.19	
Fluoranthene		**202,200**		0.21	0.20	0.21	0.20	0.21	
Pyrene		**202,200**		0.21	0.20	0.21	0.21	0.21	
Benz[a]anthracene		**228,226**		0.27	0.27	0.27	0.28	0.28	
Chrysene		**228,226**		0.30	0.30	0.30	0.30	0.30	
Benzo[b]fluoranthene		**252,253**		0.25	0.24	0.23	0.22	0.21	
Benzo[j,k]fluoranthenes		**252,253**		0.24	0.24	0.21	0.21	0.21	
Benzo[e]pyrene		**252,253**		0.22	0.23	0.21	0.21	0.21	
Benzo[a]pyrene		**252,253**		0.23	0.20	0.22	0.21	0.21	
Perylene		**252,253**		0.23	0.21	0.22	0.22	0.21	
Dibenz[a,h]anthracene		**278,139**		0.16	0.16	0.17	0.17	0.17	
Indeno[1,2,3-cd]pyrene		**276,138**		0.27	0.23	0.21	0.21	0.20	
Benzo[ghi]perylene		**276,138**		0.22	0.22	0.23	0.22	0.22	
2-Methylnaphthalene		**142,141**		0.91	0.92	0.90	0.90	0.91	
2,6-Dimethylnaphthalene		**156,141**		0.70	0.71	0.70	0.70	0.70	
2,3,5-Trimethylnaphthalene		**170,155**		0.89	0.94	0.92	0.92	0.93	
1-Methylphenanthrene		**192,191**		0.59	0.61	0.61	0.61	0.62	
Dibenzothiophene		**184,152**		0.09	0.09	0.09	0.08	0.08	

(1) Where applicable, custom lab flags have been used on this report.

These data are validated and reported as accurate and in accord with AXYS Analytical Services Ltd. ISO17025 compliant quality assurance processes.
Signed: _____Brian Watson_____

For Axys Internal Use Only [XSL Template: Form3C.xsl; Created: 10-Jun-2015 16:24:47; Application: XMLTransformer-1.14.12;
Report Filename: GENERIC-SPECS_PAH_LO_19-Jan-2015_PH5S__Form3C_GS59616.html; Workgroup: WG51242; Design ID: 2591]

AXYS METHOD MLA-021 Rev 12

Form 3D
INITIAL CALIBRATION ION ABUNDANCE RATIOS

AXYS ANALYTICAL SERVICES
2045 MILLS RD., SIDNEY, B.C., CANADA
V8L 5X2 TEL (250) 655-5800 FAX (250) 655-5811

Initial Calibration Date: 19-Jan-2015

Instrument ID: LR GC/MS

GC Column ID: RTX5

CS0 Data Filename: N/A
CS1 Data Filename: PH5S0130.D
CS2 Data Filename: PH5S0131.D
CS3 Data Filename: PH5S0132.D
CS4 Data Filename: PH5S0134.D
CS5 Data Filename: PH5S0133.D
CS6 Data Filename: N/A

LABELED COMPOUND	LAB FLAG[1]	M/Z's FORMING RATIO	ION ABUNDANCE RATIO CS0	CS1	CS2	CS3	CS4	CS5	CS6
Naphthalene d-8		**136,134**		0.09	0.09	0.09	0.09	0.09	
2-Methylnaphthalene d-10		**152,151**		0.17	0.17	0.17	0.17	0.17	
2,6-Dimethylnaphthalene d-12		**168,150**		0.78	0.79	0.77	0.77	0.77	
Acenaphthylene d-8		**160,158**		0.16	0.16	0.15	0.15	0.16	
Dibenzothiophene d-8		**192,160**		0.08	0.09	0.09	0.09	0.09	
Phenanthrene d-10		**188,184**		0.14	0.15	0.15	0.15	0.15	
Fluoranthene d-10		**212,208**		0.18	0.18	0.18	0.18	0.18	
Benzo[a]anthracene d-12		**240,236**		0.25	0.25	0.25	0.25	0.25	
Chrysene d-12		**240,236**		0.27	0.27	0.27	0.27	0.27	
Benzo[b]fluoranthene d-12		**264,260**		0.21	0.21	0.21	0.21	0.21	
Benzo[k]fluoranthene d-12		**264,260**		0.21	0.20	0.20	0.20	0.20	
Benzo[a]pyrene d-12		**264,260**		0.21	0.21	0.21	0.20	0.21	
Perylene d-12		**264,260**		0.26	0.26	0.26	0.26	0.26	
Dibenzo[a,h]anthracene d-14		**292,288**		0.28	0.29	0.29	0.29	0.29	
Indeno[1,2,3-cd]pyrene d-12		**288,284**		0.19	0.19	0.19	0.19	0.19	
Benzo[ghi]perylene d-12		**288,284**		0.20	0.20	0.20	0.20	0.20	

(1) Where applicable, custom lab flags have been used on this report.

These data are validated and reported as accurate and in accord with AXYS Analytical Services Ltd. ISO17025 compliant quality assurance processes.
Signed: _____Brian Watson_____

For Axys Internal Use Only [XSL Template: Form3D.xsl; Created: 10-Jun-2015 16:24:47; Application: XMLTransformer-1.14.12;
Report Filename: GENERIC-SPECS_PAH_LO_19-Jan-2015_PH5S__Form3D_GS59616.html; Workgroup: WG51242; Design ID: 2591]

AXYS METHOD MLA-021 Rev 12

Form 4A
CALIBRATION VERIFICATION

AXYS ANALYTICAL SERVICES
2045 MILLS RD., SIDNEY, B.C., CANADA
V8L 5X2 TEL (250) 655-5800 FAX (250) 655-5811

Initial Calibration Date:	19-Jan-2015	**VER Data Filename:**	PH5S1754.D
Instrument ID:	LR GC/MS	**Analysis Date:**	29-May-2015
GC Column ID:	RTX5	**Analysis Time:**	10:44:00

COMPOUND	CAS NO.	LAB FLAG [1]	m/e ION CHANNELS	ION ABUND. RATIO	QC LIMITS	CONC. FOUND (ng/mL)	CONC. RANGE (ng/mL)
Naphthalene	91-20-3		128,102	0.08	0.06-0.10	2060	1470-2450
Acenaphthylene	208-96-8		152,151	0.20	0.16-0.24	2060	1480-2470
Acenaphthene	83-32-9		154,153	1.18	0.94-1.42	2120	1490-2490
Fluorene	86-73-7		166,165	1.02	0.82-1.22	2040	1460-2440
Phenanthrene	85-01-8		178,176	0.19	0.15-0.23	2090	1480-2470
Anthracene	120-12-7		178,176	0.19	0.15-0.23	2060	1490-2480
Fluoranthene	206-44-0		202,200	0.21	0.17-0.25	2020	1490-2480
Pyrene	129-00-0		202,200	0.21	0.17-0.25	1950	1470-2440
Benz[a]anthracene	56-55-3		228,226	0.28	0.22-0.34	2090	1470-2460
Chrysene	218-01-9		228,226	0.31	0.25-0.37	2060	1490-2480
Benzo[b]fluoranthene	205-99-2		252,253	0.21	0.17-0.25	2000	1480-2470
Benzo[j,k]fluoranthenes			252,253	0.22	0.18-0.26	2090	1480-2460
Benzo[e]pyrene	192-97-2		252,253	0.21	0.17-0.25	2070	1490-2490
Benzo[a]pyrene	50-32-8		252,253	0.21	0.17-0.25	2080	1490-2480
Perylene	198-55-0		252,253	0.21	0.17-0.25	2130	1490-2490
Dibenz[a,h]anthracene	53-70-3		278,139	0.16	0.10-0.22	2170	1490-2490
Indeno[1,2,3-cd]pyrene	193-39-5		276,138	0.20	0.13-0.27	2070	1480-2460
Benzo[ghi]perylene	191-24-2		276,138	0.22	0.14-0.30	2060	1480-2460
2-Methylnaphthalene	91-57-6		142,141	0.90	0.72-1.08	2140	1530-2550
2,6-Dimethylnaphthalene	581-42-0		156,141	0.72	0.58-0.86	2080	1500-2500
2,3,5-Trimethylnaphthalene	2245-38-7		170,155	0.95	0.76-1.14	2030	1460-2440
1-Methylphenanthrene	832-69-9		192,191	0.60	0.48-0.72	1710	1220-2030
Dibenzothiophene	132-65-0		184,152	0.09	0.07-0.11	2040	1500-2500

(1) Where applicable, custom lab flags have been used on this report.

These data are validated and reported as accurate and in accord with AXYS Analytical Services Ltd. ISO17025 compliant quality assurance processes.
Signed: _____David Wolfe_____

For Axys Internal Use Only [XSL Template: Pest4A.xsl; Created: 10-Jun-2015 16:24:47; Application: XMLTransformer-1.14.12;
Report Filename: GENERIC-SPECS_PAH_LO_PH5S1754.D__Form4A_SJ1890716.html; Workgroup: WG51242; Design ID: 2591]

AXYS METHOD MLA-021 Rev 12

Form 4B
CALIBRATION VERIFICATION

AXYS ANALYTICAL SERVICES
2045 MILLS RD., SIDNEY, B.C., CANADA
V8L 5X2 TEL (250) 655-5800 FAX (250) 655-5811

Initial Calibration Date:	19-Jan-2015	**VER Data Filename:**	PH5S1754.D
Instrument ID:	LR GC/MS	**Analysis Date:**	29-May-2015
GC Column ID:	RTX5	**Analysis Time:**	10:44:00

LABELED COMPOUND	CAS NO.	LAB FLAG [1]	m/e ION CHANNELS	ION ABUND. RATIO	QC LIMITS	CONC. FOUND (ng/mL)	CONC. RANGE (ng/mL)
Naphthalene d-8	1146-65-2		136,134	0.09	0.07-0.11	2130	1500-2500
2-Methylnaphthalene d-10	7297-45-2		152,151	0.17	0.14-0.20	2030	1500-2500
2,6-Dimethylnaphthalene d-12	350820-12-1		168,150	0.80	0.64-0.96	2020	1510-2520
Acenaphthylene d-8	93951-97-4		160,158	0.16	0.13-0.19	1960	1500-2500
Dibenzothiophene d-8	33262-29-2		192,160	0.09	0.07-0.11	2010	1510-2510
Phenanthrene d-10	1517-22-2		188,184	0.14	0.11-0.17	2020	1510-2510
Fluoranthene d-10	93951-69-0		212,208	0.17	0.14-0.20	2070	1500-2510
Benzo[a]anthracene d-12	1718-53-2		240,236	0.25	0.20-0.30	1950	1500-2500
Chrysene d-12	1719-03-5		240,236	0.27	0.22-0.32	1990	1500-2500
Benzo[b]fluoranthene d-12	93951-98-5		264,260	0.21	0.17-0.25	2050	1520-2530
Benzo[k]fluoranthene d-12	93952-01-3		264,260	0.21	0.17-0.25	2080	1500-2510
Benzo[a]pyrene d-12	63466-71-7		264,260	0.21	0.17-0.25	2110	1500-2510
Perylene d-12	1520-96-3		264,260	0.26	0.21-0.31	2040	1510-2510
Dibenzo[a,h]anthracene d-14	13250-98-1		292,288	0.31	0.20-0.42	2130	1500-2500
Indeno[1,2,3-cd]pyrene d-12	203578-33-0		288,284	0.18	0.12-0.24	2090	1500-2500
Benzo[ghi]perylene d-12	93951-66-7		288,284	0.20	0.13-0.27	2000	1500-2510

(1) Where applicable, custom lab flags have been used on this report.

These data are validated and reported as accurate and in accord with AXYS Analytical Services Ltd. ISO17025 compliant quality assurance processes.
Signed: _____David Wolfe_____

For Axys Internal Use Only [XSL Template: Pest4B.xsl; Created: 10-Jun-2015 16:24:47; Application: XMLTransformer-1.14.12;
Report Filename: GENERIC-SPECS_PAH_LO_PH5S1754.D__Form4B_SJ1890716.html; Workgroup: WG51242; Design ID: 2591]

AXYS METHOD MLA-021 Rev 12

Form 1A
ANALYSIS REPORT

CLIENT SAMPLE NO.
83 Top
Sample Collection:
N/A

AXYS ANALYTICAL SERVICES
2045 MILLS RD., SIDNEY, B.C., CANADA
V8L 5X2 TEL (250) 655-5800 FAX (250) 655-5811

Project No.	06262044.0000		
Contract No.:	4765	**Lab Sample I.D.:**	L23191-2
Matrix:	TISSUE	**Sample Size:**	1.05 g (wet)
Sample Receipt Date:	13-May-2015	**Initial Calibration Date:**	19-Jan-2015
Extraction Date:	15-May-2015	**Instrument ID:**	LR GC/MS
Analysis Date:	29-May-2015 **Time:** 14:52:00	**GC Column ID:**	RTX5
Extract Volume (uL):	500	**Sample Data Filename:**	**PH5S1759.D**
Injection Volume (uL):	1.0	**Blank Data Filename:**	PH5S1758.D
Dilution Factor:	N/A	**Cal. Ver. Data Filename:**	PH5S1754.D
Concentration Units:	ng/g (wet weight basis)	**% Moisture:**	5.52

This page is part of a total report that contains information necessary for accreditation compliance.
This test is not NELAP accredited. Sample results relate only to the sample tested.

COMPOUND	CAS NO.	LAB FLAG [1]	CONC. FOUND	REPORTING LIMIT (RL)[2]	ION ABUND. RATIO	RRT
Naphthalene	91-20-3	NQ				
Acenaphthylene	208-96-8	U		26.2 (S)		
Acenaphthene	83-32-9	U		58.7 (S)		
Fluorene	86-73-7	U		12.4 (S)		
Phenanthrene	85-01-8	U		12.5 (S)		
Anthracene	120-12-7	U		12.3 (S)		
Fluoranthene	206-44-0	K B J	6.32	3.11 (S)	0.12	1.003
Pyrene	129-00-0	U		2.96 (S)		
Benz[a]anthracene [3]	56-55-3	U		4.42 (S)		
Chrysene [4]	218-01-9	J	7.19	4.15 (S)	0.25	1.003
Benzo[b]fluoranthene	205-99-2	U		5.72 (S)		
Benzo[j,k]fluoranthenes		U		6.34 (S)		
Benzo[e]pyrene	192-97-2	U		6.21 (S)		
Benzo[a]pyrene	50-32-8		21200	6.15 (S)	0.21	1.004
Perylene	198-55-0	K J	401	7.75 (S)	0.30	0.998
Dibenz[a,h]anthracene [5]	53-70-3	U		9.47 (S)		
Indeno[1,2,3-cd]pyrene	193-39-5	U		6.98 (S)		
Benzo[ghi]perylene	191-24-2	U		5.86 (S)		
2-Methylnaphthalene	91-57-6	NQ				
2,6-Dimethylnaphthalene	581-42-0	NQ				
2,3,5-Trimethylnaphthalene	2245-38-7	NQ				
1-Methylphenanthrene	832-69-9	U		14.5 (S)		
Dibenzothiophene	132-65-0	U		7.45 (S)		

(1) Where applicable, custom lab flags have been used on this report; U = not detected at RL; K = peak detected but did not meet quantification criteria, result reported represents the estimated maximum possible concentration; B = analyte found in the associated blank and concentration in sample is less than 10X the concentration in the associated blank; J = concentration less than lowest calibration equivalent; NQ = data not quantifiable.
(2) Reporting Limit (Code): S = sample detection limit; M = method detection limit; L = lowest calibration level equivalent; Q = contract defined limit.
(3) May co-elute with Cyclopenta(cd)pyrene.
(4) May co-elute with Triphenylene.
(5) May co-elute with Dibenz[a,c]anthracene.

These data are validated and reported as accurate and in accord with AXYS Analytical Services Ltd. ISO17025 compliant quality assurance processes.
Signed: _____David Wolfe_____

For Axys Internal Use Only [XSL Template: Pest1A.xsl; Created: 10-Jun-2015 16:24:47; Application: XMLTransformer-1.14.12;
Report Filename: PAH_PAH_LO_LPAR_L23191-2_Form1A_PH5S1759.D_SJ1891309.html; Workgroup: WG51242; Design ID: 2591]

AXYS METHOD MLA-021 Rev 12

Form 2
ANALYSIS REPORT

CLIENT SAMPLE NO.
83 Top
Sample Collection:
N/A

AXYS ANALYTICAL SERVICES
2045 MILLS RD., SIDNEY, B.C., CANADA
V8L 5X2 TEL (250) 655-5800 FAX (250) 655-5811

Project No.	06262044.0000		
Contract No.:	4765	**Lab Sample I.D.:**	L23191-2
Matrix:	TISSUE	**Sample Size:**	1.05 g (wet)
Sample Receipt Date:	13-May-2015	**Initial Calibration Date:**	19-Jan-2015
Extraction Date:	15-May-2015	**Instrument ID:**	LR GC/MS
Analysis Date:	29-May-2015 **Time:** 14:52:00	**GC Column ID:**	RTX5
Extract Volume (uL):	500	**Sample Data Filename:**	**PH5S1759.D**
Injection Volume (uL):	1.0	**Blank Data Filename:**	PH5S1758.D
Dilution Factor:	N/A	**Cal. Ver. Data Filename:**	PH5S1754.D
Concentration Units:	ng absolute	**% Moisture:**	5.52

This page is part of a total report that contains information necessary for accreditation compliance.
This test is not NELAP accredited. Sample results relate only to the sample tested.

LABELED COMPOUND	LAB FLAG [1]	SPIKE CONC.	CONC. FOUND	R(%) [2]	ION ABUND. RATIO	RRT
Naphthalene d-8	NQ					
2-Methylnaphthalene d-10	NQ					
2,6-Dimethylnaphthalene d-12	NQ					
Acenaphthylene d-8	V	4000	586	14.7	0.15	0.961
Dibenzothiophene d-8		4020	1970	48.9	0.08	0.792
Phenanthrene d-10		4020	2470	61.5	0.13	0.808
Fluoranthene d-10		4010	3420	85.4	0.17	0.971
Benzo[a]anthracene d-12		4000	2870	71.7	0.25	1.165
Chrysene d-12		4000	3760	94.1	0.27	1.170
Benzo[b]fluoranthene d-12		4040	3350	82.9	0.22	0.958
Benzo[k]fluoranthene d-12		4010	3540	88.2	0.21	0.962
Benzo[a]pyrene d-12		4010	4160	104	0.21	1.009
Perylene d-12		4020	3590	89.2	0.25	1.024
Dibenzo[a,h]anthracene d-14		4000	2920	72.9	0.35	1.212
Indeno[1,2,3-cd]pyrene d-12		4000	2950	73.7	0.19	1.208
Benzo[ghi]perylene d-12		4010	3170	79.1	0.20	1.239

(1) Where applicable, custom lab flags have been used on this report; V = surrogate recovery is not within method/contract control limits; NQ = data not quantifiable.
(2) R% = percent recovery.

These data are validated and reported as accurate and in accord with AXYS Analytical Services Ltd. ISO17025 compliant quality assurance processes.
Signed: _____David Wolfe_____

For Axys Internal Use Only [XSL Template: Pest2.xsl; Created: 10-Jun-2015 16:24:47; Application: XMLTransformer-1.14.12;
Report Filename: PAH_PAH_LO_LPAR_L23191-2_Form2_PH5S1759.D_SJ1891309.html; Workgroup: WG51242; Design ID: 2591]

AXYS METHOD MLA-021 Rev 12

Form 1A
ANALYSIS REPORT

CLIENT SAMPLE NO.
85 Middle
Sample Collection:
N/A

AXYS ANALYTICAL SERVICES
2045 MILLS RD., SIDNEY, B.C., CANADA
V8L 5X2 TEL (250) 655-5800 FAX (250) 655-5811

Project No.	06262044.0000		
Contract No.:	4765	**Lab Sample I.D.:**	L23191-3
Matrix:	TISSUE	**Sample Size:**	1.04 g (wet)
Sample Receipt Date:	13-May-2015	**Initial Calibration Date:**	19-Jan-2015
Extraction Date:	15-May-2015	**Instrument ID:**	LR GC/MS
Analysis Date:	29-May-2015 **Time:** 15:41:00	**GC Column ID:**	RTX5
Extract Volume (uL):	500	**Sample Data Filename:**	**PH5S1760.D**
Injection Volume (uL):	1.0	**Blank Data Filename:**	PH5S1758.D
Dilution Factor:	N/A	**Cal. Ver. Data Filename:**	PH5S1754.D
Concentration Units:	ng/g (wet weight basis)	**% Moisture:**	6.06

This page is part of a total report that contains information necessary for accreditation compliance.
This test is not NELAP accredited. Sample results relate only to the sample tested.

COMPOUND	CAS NO.	LAB FLAG [1]	CONC. FOUND	REPORTING LIMIT (RL)[2]	ION ABUND. RATIO	RRT
Naphthalene	91-20-3	U		33.4 (S)		
Acenaphthylene	208-96-8	U		9.50 (S)		
Acenaphthene	83-32-9	U		18.7 (S)		
Fluorene	86-73-7	U		9.81 (S)		
Phenanthrene	85-01-8	U		7.54 (S)		
Anthracene	120-12-7	U		7.42 (S)		
Fluoranthene	206-44-0	B J	8.70	3.50 (S)	0.24	1.003
Pyrene	129-00-0	K B J	7.32	3.33 (S)	0.29	1.032
Benz[a]anthracene [3]	56-55-3	U		5.39 (S)		
Chrysene [4]	218-01-9	U		5.14 (S)		
Benzo[b]fluoranthene	205-99-2	U		10.8 (S)		
Benzo[j,k]fluoranthenes		U		12.6 (S)		
Benzo[e]pyrene	192-97-2	U		11.8 (S)		
Benzo[a]pyrene	50-32-8		21900	11.7 (S)	0.21	1.004
Perylene	198-55-0	K	563	14.6 (S)	0.25	0.996
Dibenz[a,h]anthracene [5]	53-70-3	U		11.6 (S)		
Indeno[1,2,3-cd]pyrene	193-39-5	U		8.69 (S)		
Benzo[ghi]perylene	191-24-2	U		6.91 (S)		
2-Methylnaphthalene	91-57-6	U		22.1 (S)		
2,6-Dimethylnaphthalene	581-42-0	U		44.9 (S)		
2,3,5-Trimethylnaphthalene	2245-38-7	U		19.6 (S)		
1-Methylphenanthrene	832-69-9	U		10.1 (S)		
Dibenzothiophene	132-65-0	U		7.64 (S)		

(1) Where applicable, custom lab flags have been used on this report; U = not detected at RL; K = peak detected but did not meet quantification criteria, result reported represents the estimated maximum possible concentration; B = analyte found in the associated blank and concentration in sample is less than 10X the concentration in the associated blank; J = concentration less than lowest calibration equivalent.
(2) Reporting Limit (Code): S = sample detection limit; M = method detection limit; L = lowest calibration level equivalent; Q = contract defined limit.
(3) May co-elute with Cyclopenta(cd)pyrene.
(4) May co-elute with Triphenylene.
(5) May co-elute with Dibenz[a,c]anthracene.

These data are validated and reported as accurate and in accord with AXYS Analytical Services Ltd. ISO17025 compliant quality assurance processes.
Signed: _____David Wolfe_____

For Axys Internal Use Only [XSL Template: Pest1A.xsl; Created: 10-Jun-2015 16:24:47; Application: XMLTransformer-1.14.12;
Report Filename: PAH_PAH_LO_LPAR_L23191-3_Form1A_PH5S1760.D_SJ1891310.html; Workgroup: WG51242; Design ID: 2591]

AXYS METHOD MLA-021 Rev 12

Form 2
ANALYSIS REPORT

CLIENT SAMPLE NO.
85 Middle
Sample Collection:
N/A

AXYS ANALYTICAL SERVICES
2045 MILLS RD., SIDNEY, B.C., CANADA
V8L 5X2 TEL (250) 655-5800 FAX (250) 655-5811

Project No.	06262044.0000		
Contract No.:	4765	**Lab Sample I.D.:**	L23191-3
Matrix:	TISSUE	**Sample Size:**	1.04 g (wet)
Sample Receipt Date:	13-May-2015	**Initial Calibration Date:**	19-Jan-2015
Extraction Date:	15-May-2015	**Instrument ID:**	LR GC/MS
Analysis Date:	29-May-2015 **Time:** 15:41:00	**GC Column ID:**	RTX5
Extract Volume (uL):	500	**Sample Data Filename:**	**PH5S1760.D**
Injection Volume (uL):	1.0	**Blank Data Filename:**	PH5S1758.D
Dilution Factor:	N/A	**Cal. Ver. Data Filename:**	PH5S1754.D
Concentration Units:	ng absolute	**% Moisture:**	6.06

This page is part of a total report that contains information necessary for accreditation compliance.
This test is not NELAP accredited. Sample results relate only to the sample tested.

LABELED COMPOUND	LAB FLAG [1]	SPIKE CONC.	CONC. FOUND	R(%) [2]	ION ABUND. RATIO	RRT
Naphthalene d-8		4000	638	15.9	0.09	0.605
2-Methylnaphthalene d-10		4000	1050	26.3	0.16	0.754
2,6-Dimethylnaphthalene d-12		4030	1140	28.2	0.80	0.896
Acenaphthylene d-8		4000	1500	37.5	0.15	0.961
Dibenzothiophene d-8		4020	1690	41.9	0.08	0.792
Phenanthrene d-10		4020	2580	64.3	0.14	0.808
Fluoranthene d-10		4010	2980	74.4	0.17	0.971
Benzo[a]anthracene d-12		4000	2440	60.9	0.25	1.165
Chrysene d-12		4000	3230	80.6	0.27	1.171
Benzo[b]fluoranthene d-12		4040	2810	69.6	0.22	0.958
Benzo[k]fluoranthene d-12		4010	2870	71.6	0.21	0.962
Benzo[a]pyrene d-12		4010	3560	88.9	0.22	1.009
Perylene d-12		4020	3110	77.4	0.26	1.024
Dibenzo[a,h]anthracene d-14		4000	2430	60.8	0.35	1.212
Indeno[1,2,3-cd]pyrene d-12		4000	2440	61.0	0.19	1.208
Benzo[ghi]perylene d-12		4010	2750	68.5	0.20	1.239

(1) Where applicable, custom lab flags have been used on this report.
(2) R% = percent recovery.

These data are validated and reported as accurate and in accord with AXYS Analytical Services Ltd. ISO17025 compliant quality assurance processes.
Signed: _____David Wolfe_____

For Axys Internal Use Only [XSL Template: Pest2.xsl; Created: 10-Jun-2015 16:24:47; Application: XMLTransformer-1.14.12;
Report Filename: PAH_PAH_LO_LPAR_L23191-3_Form2_PH5S1760.D_SJ1891310.html; Workgroup: WG51242; Design ID: 2591]

AXYS METHOD MLA-021 Rev 12

Form 1A
ANALYSIS REPORT

CLIENT SAMPLE NO.
87 Bottom
Sample Collection:
N/A

AXYS ANALYTICAL SERVICES
2045 MILLS RD., SIDNEY, B.C., CANADA
V8L 5X2 TEL (250) 655-5800 FAX (250) 655-5811

Project No.	06262044.0000		
Contract No.:	4765	**Lab Sample I.D.:**	L23191-4
Matrix:	TISSUE	**Sample Size:**	1.03 g (wet)
Sample Receipt Date:	13-May-2015	**Initial Calibration Date:**	19-Jan-2015
Extraction Date:	15-May-2015	**Instrument ID:**	LR GC/MS
Analysis Date:	29-May-2015 **Time:** 16:29:00	**GC Column ID:**	RTX5
Extract Volume (uL):	500	**Sample Data Filename:**	**PH5S1761.D**
Injection Volume (uL):	1.0	**Blank Data Filename:**	PH5S1758.D
Dilution Factor:	N/A	**Cal. Ver. Data Filename:**	PH5S1754.D
Concentration Units:	ng/g (wet weight basis)	**% Moisture:**	6.20

This page is part of a total report that contains information necessary for accreditation compliance.
This test is not NELAP accredited. Sample results relate only to the sample tested.

COMPOUND	CAS NO.	LAB FLAG [1]	CONC. FOUND	REPORTING LIMIT (RL)[2]	ION ABUND. RATIO	RRT
Naphthalene	91-20-3	U		13.1 (S)		
Acenaphthylene	208-96-8	U		10.4 (S)		
Acenaphthene	83-32-9	U		24.6 (S)		
Fluorene	86-73-7	U		10.6 (S)		
Phenanthrene	85-01-8	U		10.2 (S)		
Anthracene	120-12-7	U		10.0 (S)		
Fluoranthene	206-44-0	K B J	5.08	3.14 (S)	0.32	1.003
Pyrene	129-00-0	K B J	6.73	2.98 (S)	0.15	1.033
Benz[a]anthracene [3]	56-55-3	U		6.96 (S)		
Chrysene [4]	218-01-9	U		6.15 (S)		
Benzo[b]fluoranthene	205-99-2	U		8.62 (S)		
Benzo[j,k]fluoranthenes		U		9.43 (S)		
Benzo[e]pyrene	192-97-2	U		9.17 (S)		
Benzo[a]pyrene	50-32-8		21600	9.08 (S)	0.21	1.004
Perylene	198-55-0	K	547	11.9 (S)	0.28	0.997
Dibenz[a,h]anthracene [5]	53-70-3	U		11.7 (S)		
Indeno[1,2,3-cd]pyrene	193-39-5	U		7.80 (S)		
Benzo[ghi]perylene	191-24-2	U		6.87 (S)		
2-Methylnaphthalene	91-57-6	U		24.8 (S)		
2,6-Dimethylnaphthalene	581-42-0	U		35.3 (S)		
2,3,5-Trimethylnaphthalene	2245-38-7	U		17.7 (S)		
1-Methylphenanthrene	832-69-9	U		13.9 (S)		
Dibenzothiophene	132-65-0	K B J	2.73	(S)	0.17	1.003

(1) Where applicable, custom lab flags have been used on this report; U = not detected at RL; K = peak detected but did not meet quantification criteria, result reported represents the estimated maximum possible concentration; B = analyte found in the associated blank and concentration in sample is less than 10X the concentration in the associated blank; J = concentration less than lowest calibration equivalent.
(2) Reporting Limit (Code): S = sample detection limit; M = method detection limit; L = lowest calibration level equivalent; Q = contract defined limit.
(3) May co-elute with Cyclopenta(cd)pyrene.
(4) May co-elute with Triphenylene.
(5) May co-elute with Dibenz[a,c]anthracene.

These data are validated and reported as accurate and in accord with AXYS Analytical Services Ltd. ISO17025 compliant quality assurance processes.
Signed: _____David Wolfe_____

For Axys Internal Use Only [XSL Template: Pest1A.xsl; Created: 10-Jun-2015 16:24:47; Application: XMLTransformer-1.14.12;
Report Filename: PAH_PAH_LO_LPAR_L23191-4_Form1A_PH5S1761.D_SJ1891311.html; Workgroup: WG51242; Design ID: 2591]

AXYS METHOD MLA-021 Rev 12

Form 2
ANALYSIS REPORT

CLIENT SAMPLE NO.
87 Bottom
Sample Collection:
N/A

AXYS ANALYTICAL SERVICES
2045 MILLS RD., SIDNEY, B.C., CANADA
V8L 5X2 TEL (250) 655-5800 FAX (250) 655-5811

Project No.	06262044.0000		
Contract No.:	4765	**Lab Sample I.D.:**	L23191-4
Matrix:	TISSUE	**Sample Size:**	1.03 g (wet)
Sample Receipt Date:	13-May-2015	**Initial Calibration Date:**	19-Jan-2015
Extraction Date:	15-May-2015	**Instrument ID:**	LR GC/MS
Analysis Date:	29-May-2015 **Time:** 16:29:00	**GC Column ID:**	RTX5
Extract Volume (uL):	500	**Sample Data Filename:**	**PH5S1761.D**
Injection Volume (uL):	1.0	**Blank Data Filename:**	PH5S1758.D
Dilution Factor:	N/A	**Cal. Ver. Data Filename:**	PH5S1754.D
Concentration Units:	ng absolute	**% Moisture:**	6.20

This page is part of a total report that contains information necessary for accreditation compliance.
This test is not NELAP accredited. Sample results relate only to the sample tested.

LABELED COMPOUND	LAB FLAG [1]	SPIKE CONC.	CONC. FOUND	R(%) [2]	ION ABUND. RATIO	RRT
Naphthalene d-8		4000	1290	32.2	0.09	0.605
2-Methylnaphthalene d-10		4000	1250	31.2	0.17	0.754
2,6-Dimethylnaphthalene d-12		4030	1160	28.9	0.81	0.896
Acenaphthylene d-8		4000	1610	40.3	0.15	0.961
Dibenzothiophene d-8		4020	1970	49.0	0.08	0.792
Phenanthrene d-10		4020	2780	69.2	0.14	0.808
Fluoranthene d-10		4010	2980	74.2	0.17	0.971
Benzo[a]anthracene d-12		4000	2350	58.7	0.26	1.165
Chrysene d-12		4000	3200	80.1	0.27	1.170
Benzo[b]fluoranthene d-12		4040	2820	69.7	0.22	0.958
Benzo[k]fluoranthene d-12		4010	3100	77.3	0.20	0.962
Benzo[a]pyrene d-12		4010	3660	91.2	0.22	1.009
Perylene d-12		4020	3040	75.5	0.26	1.024
Dibenzo[a,h]anthracene d-14		4000	2450	61.3	0.36	1.212
Indeno[1,2,3-cd]pyrene d-12		4000	2390	59.7	0.18	1.208
Benzo[ghi]perylene d-12		4010	2610	65.0	0.20	1.239

(1) Where applicable, custom lab flags have been used on this report.
(2) R% = percent recovery.

These data are validated and reported as accurate and in accord with AXYS Analytical Services Ltd. ISO17025 compliant quality assurance processes.
Signed: _____David Wolfe_____

For Axys Internal Use Only [XSL Template: Pest2.xsl; Created: 10-Jun-2015 16:24:47; Application: XMLTransformer-1.14.12;
Report Filename: PAH_PAH_LO_LPAR_L23191-4_Form2_PH5S1761.D_SJ1891311.html; Workgroup: WG51242; Design ID: 2591]

AXYS METHOD MLA-021 Rev 12

Form 1A
ANALYSIS REPORT

CLIENT SAMPLE NO.
95 Top
Sample Collection:
N/A

AXYS ANALYTICAL SERVICES
2045 MILLS RD., SIDNEY, B.C., CANADA
V8L 5X2 TEL (250) 655-5800 FAX (250) 655-5811

Project No.	06262044.0000		
Contract No.:	4765	**Lab Sample I.D.:**	L23191-8
Matrix:	TISSUE	**Sample Size:**	1.01 g (wet)
Sample Receipt Date:	13-May-2015	**Initial Calibration Date:**	19-Jan-2015
Extraction Date:	15-May-2015	**Instrument ID:**	LR GC/MS
Analysis Date:	29-May-2015 **Time:** 17:18:00	**GC Column ID:**	RTX5
Extract Volume (uL):	500	**Sample Data Filename:**	**PH5S1762.D**
Injection Volume (uL):	1.0	**Blank Data Filename:**	PH5S1758.D
Dilution Factor:	N/A	**Cal. Ver. Data Filename:**	PH5S1754.D
Concentration Units:	ng/g (wet weight basis)	**% Moisture:**	5.92

This page is part of a total report that contains information necessary for accreditation compliance.
This test is not NELAP accredited. Sample results relate only to the sample tested.

COMPOUND	CAS NO.	LAB FLAG [1]	CONC. FOUND	REPORTING LIMIT (RL)[2]	ION ABUND. RATIO	RRT
Naphthalene	91-20-3	J	215	8.23 (S)	0.08	1.006
Acenaphthylene	208-96-8	K J	8.90	4.28 (S)	0.24	1.003
Acenaphthene	83-32-9		898	7.52 (S)	1.15	1.048
Fluorene	86-73-7	J	191	3.83 (S)	0.99	0.844
Phenanthrene	85-01-8		11700	2.52 (S)	0.20	1.004
Anthracene	120-12-7		2670	2.48 (S)	0.19	1.011
Fluoranthene	206-44-0		30400	3.91 (S)	0.21	1.002
Pyrene	129-00-0		26100	3.72 (S)	0.21	1.032
Benz[a]anthracene [3]	56-55-3		17000	8.09 (S)	0.28	1.003
Chrysene [4]	218-01-9		19300	8.27 (S)	0.30	1.003
Benzo[b]fluoranthene	205-99-2		20000	7.94 (S)	0.22	1.004
Benzo[j,k]fluoranthenes			18200	7.74 (S)	0.22	1.002
Benzo[e]pyrene	192-97-2		13900	9.58 (S)	0.22	0.996
Benzo[a]pyrene	50-32-8		19600	9.48 (S)	0.21	1.004
Perylene	198-55-0		5680	10.3 (S)	0.21	1.004
Dibenz[a,h]anthracene [5]	53-70-3		3920	41.5 (S)	0.15	1.004
Indeno[1,2,3-cd]pyrene	193-39-5		16300	19.4 (S)	0.21	1.003
Benzo[ghi]perylene	191-24-2		15400	17.1 (S)	0.21	1.003
2-Methylnaphthalene	91-57-6	J	92.6	10.1 (S)	0.92	1.009
2,6-Dimethylnaphthalene	581-42-0	J	37.1	15.8 (S)	0.58	1.012
2,3,5-Trimethylnaphthalene	2245-38-7	J	13.4	7.55 (S)	0.97	1.228
1-Methylphenanthrene	832-69-9		862	7.93 (S)	0.62	1.111
Dibenzothiophene	132-65-0		473	6.42 (S)	0.10	1.003

(1) Where applicable, custom lab flags have been used on this report; K = peak detected but did not meet quantification criteria, result reported represents the estimated maximum possible concentration; J = concentration less than lowest calibration equivalent.
(2) Reporting Limit (Code): S = sample detection limit; M = method detection limit; L = lowest calibration level equivalent; Q = contract defined limit.
(3) May co-elute with Cyclopenta(cd)pyrene.
(4) May co-elute with Triphenylene.
(5) May co-elute with Dibenz[a,c]anthracene.

These data are validated and reported as accurate and in accord with AXYS Analytical Services Ltd. ISO17025 compliant quality assurance processes.
Signed: _____David Wolfe_____

For Axys Internal Use Only [XSL Template: Pest1A.xsl; Created: 10-Jun-2015 16:24:47; Application: XMLTransformer-1.14.12;
Report Filename: PAH_PAH_LO_LPAR_L23191-8_Form1A_PH5S1762.D_SJ1891312.html; Workgroup: WG51242; Design ID: 2591]

AXYS METHOD MLA-021 Rev 12

Form 2
ANALYSIS REPORT

CLIENT SAMPLE NO.
95 Top
Sample Collection:
N/A

AXYS ANALYTICAL SERVICES
2045 MILLS RD., SIDNEY, B.C., CANADA
V8L 5X2 TEL (250) 655-5800 FAX (250) 655-5811

Project No.	06262044.0000		
Contract No.:	4765	**Lab Sample I.D.:**	L23191-8
Matrix:	TISSUE	**Sample Size:**	1.01 g (wet)
Sample Receipt Date:	13-May-2015	**Initial Calibration Date:**	19-Jan-2015
Extraction Date:	15-May-2015	**Instrument ID:**	LR GC/MS
Analysis Date:	29-May-2015 **Time:** 17:18:00	**GC Column ID:**	RTX5
Extract Volume (uL):	500	**Sample Data Filename:**	**PH5S1762.D**
Injection Volume (uL):	1.0	**Blank Data Filename:**	PH5S1758.D
Dilution Factor:	N/A	**Cal. Ver. Data Filename:**	PH5S1754.D
Concentration Units:	ng absolute	**% Moisture:**	5.92

This page is part of a total report that contains information necessary for accreditation compliance.
This test is not NELAP accredited. Sample results relate only to the sample tested.

LABELED COMPOUND	LAB FLAG [1]	SPIKE CONC.	CONC. FOUND	R(%) [2]	ION ABUND. RATIO	RRT
Naphthalene d-8		2000	828	41.4	0.09	0.605
2-Methylnaphthalene d-10		2000	917	45.9	0.17	0.754
2,6-Dimethylnaphthalene d-12		2020	1010	50.3	0.80	0.896
Acenaphthylene d-8		2000	1040	52.2	0.16	0.961
Dibenzothiophene d-8		2010	1120	55.9	0.09	0.792
Phenanthrene d-10		2010	1340	66.6	0.14	0.807
Fluoranthene d-10		2010	1460	72.8	0.17	0.971
Benzo[a]anthracene d-12		2000	1380	69.1	0.25	1.165
Chrysene d-12		2000	1520	75.8	0.27	1.170
Benzo[b]fluoranthene d-12		2020	1430	70.6	0.22	0.958
Benzo[k]fluoranthene d-12		2010	1550	77.2	0.22	0.962
Benzo[a]pyrene d-12		2010	1720	85.8	0.21	1.008
Perylene d-12		2010	1550	76.9	0.25	1.023
Dibenzo[a,h]anthracene d-14		2000	1500	74.9	0.34	1.211
Indeno[1,2,3-cd]pyrene d-12		2000	1480	74.0	0.16	1.207
Benzo[ghi]perylene d-12		2010	1510	75.4	0.21	1.238

(1) Where applicable, custom lab flags have been used on this report.
(2) R% = percent recovery.

These data are validated and reported as accurate and in accord with AXYS Analytical Services Ltd. ISO17025 compliant quality assurance processes.
Signed: _____David Wolfe_____

For Axys Internal Use Only [XSL Template: Pest2.xsl; Created: 10-Jun-2015 16:24:47; Application: XMLTransformer-1.14.12;
Report Filename: PAH_PAH_LO_LPAR_L23191-8_Form2_PH5S1762.D_SJ1891312.html; Workgroup: WG51242; Design ID: 2591]

AXYS METHOD MLA-021 Rev 12

Form 1A

ANALYSIS REPORT

CLIENT SAMPLE NO.
97 Middle
Sample Collection:
N/A

AXYS ANALYTICAL SERVICES
2045 MILLS RD., SIDNEY, B.C., CANADA
V8L 5X2 TEL (250) 655-5800 FAX (250) 655-5811

Project No.	06262044.0000		
Contract No.:	4765	**Lab Sample I.D.:**	L23191-9
Matrix:	TISSUE	**Sample Size:**	1.02 g (wet)
Sample Receipt Date:	13-May-2015	**Initial Calibration Date:**	19-Jan-2015
Extraction Date:	15-May-2015	**Instrument ID:**	LR GC/MS
Analysis Date:	29-May-2015 **Time:** 18:07:00	**GC Column ID:**	RTX5
Extract Volume (uL):	500	**Sample Data Filename:**	**PH5S1763.D**
Injection Volume (uL):	1.0	**Blank Data Filename:**	PH5S1758.D
Dilution Factor:	N/A	**Cal. Ver. Data Filename:**	PH5S1754.D
Concentration Units:	ng/g (wet weight basis)	**% Moisture:**	5.19

This page is part of a total report that contains information necessary for accreditation compliance.
This test is not NELAP accredited. Sample results relate only to the sample tested.

COMPOUND	CAS NO.	LAB FLAG [1]	CONC. FOUND	REPORTING LIMIT (RL)[2]	ION ABUND. RATIO	RRT
Naphthalene	91-20-3	J	173	9.39 (S)	0.08	1.006
Acenaphthylene	208-96-8	J	8.42	4.06 (S)	0.21	1.003
Acenaphthene	83-32-9		809	12.3 (S)	1.16	1.048
Fluorene	86-73-7	J	166	2.75 (S)	1.01	0.843
Phenanthrene	85-01-8		11400	2.26 (S)	0.19	1.003
Anthracene	120-12-7		2740	2.23 (S)	0.19	1.011
Fluoranthene	206-44-0		29500	3.15 (S)	0.21	1.002
Pyrene	129-00-0		24800	3.00 (S)	0.21	1.032
Benz[a]anthracene [3]	56-55-3		16600	7.13 (S)	0.28	1.002
Chrysene [4]	218-01-9		18600	7.19 (S)	0.30	1.003
Benzo[b]fluoranthene	205-99-2		19500	10.0 (S)	0.22	1.004
Benzo[j,k]fluoranthenes			17400	9.99 (S)	0.22	1.002
Benzo[e]pyrene	192-97-2		13800	12.3 (S)	0.22	0.996
Benzo[a]pyrene	50-32-8		19400	12.2 (S)	0.21	1.004
Perylene	198-55-0		5830	14.3 (S)	0.21	1.004
Dibenz[a,h]anthracene [5]	53-70-3		3300	28.4 (S)	0.16	1.003
Indeno[1,2,3-cd]pyrene	193-39-5		16000	17.3 (S)	0.21	1.002
Benzo[ghi]perylene	191-24-2		14900	15.0 (S)	0.21	1.003
2-Methylnaphthalene	91-57-6	J	78.7	8.64 (S)	0.93	1.009
2,6-Dimethylnaphthalene	581-42-0	J	23.7	14.4 (S)	0.67	1.013
2,3,5-Trimethylnaphthalene	2245-38-7	J	16.1	5.80 (S)	1.11	1.231
1-Methylphenanthrene	832-69-9		808	4.14 (S)	0.63	1.110
Dibenzothiophene	132-65-0		434	6.28 (S)	0.09	1.003

(1) Where applicable, custom lab flags have been used on this report; J = concentration less than lowest calibration equivalent.
(2) Reporting Limit (Code): S = sample detection limit; M = method detection limit; L = lowest calibration level equivalent; Q = contract defined limit.
(3) May co-elute with Cyclopenta(cd)pyrene.
(4) May co-elute with Triphenylene.
(5) May co-elute with Dibenz[a,c]anthracene.

These data are validated and reported as accurate and in accord with AXYS Analytical Services Ltd. ISO17025 compliant quality assurance processes.

Signed: _____David Wolfe_____

For Axys Internal Use Only [XSL Template: Pest1A.xsl; Created: 10-Jun-2015 16:24:47; Application: XMLTransformer-1.14.12;
Report Filename: PAH_PAH_LO_LPAR_L23191-9_Form1A_PH5S1763.D_SJ1891313.html; Workgroup: WG51242; Design ID: 2591]

AXYS METHOD MLA-021 Rev 12

Form 2
ANALYSIS REPORT

CLIENT SAMPLE NO.
97 Middle
Sample Collection:
N/A

AXYS ANALYTICAL SERVICES
2045 MILLS RD., SIDNEY, B.C., CANADA
V8L 5X2 TEL (250) 655-5800 FAX (250) 655-5811

Project No.	06262044.0000		
Contract No.:	4765	**Lab Sample I.D.:**	L23191-9
Matrix:	TISSUE	**Sample Size:**	1.02 g (wet)
Sample Receipt Date:	13-May-2015	**Initial Calibration Date:**	19-Jan-2015
Extraction Date:	15-May-2015	**Instrument ID:**	LR GC/MS
Analysis Date:	29-May-2015 **Time:** 18:07:00	**GC Column ID:**	RTX5
Extract Volume (uL):	500	**Sample Data Filename:**	**PH5S1763.D**
Injection Volume (uL):	1.0	**Blank Data Filename:**	PH5S1758.D
Dilution Factor:	N/A	**Cal. Ver. Data Filename:**	PH5S1754.D
Concentration Units:	ng absolute	**% Moisture:**	5.19

This page is part of a total report that contains information necessary for accreditation compliance.
This test is not NELAP accredited. Sample results relate only to the sample tested.

LABELED COMPOUND	LAB FLAG [1]	SPIKE CONC.	CONC. FOUND	R(%) [2]	ION ABUND. RATIO	RRT
Naphthalene d-8		2000	686	34.3	0.09	0.606
2-Methylnaphthalene d-10		2000	814	40.7	0.17	0.755
2,6-Dimethylnaphthalene d-12		2020	919	45.6	0.81	0.896
Acenaphthylene d-8		2000	1010	50.4	0.15	0.961
Dibenzothiophene d-8		2010	1220	60.5	0.09	0.791
Phenanthrene d-10		2010	1480	73.5	0.14	0.807
Fluoranthene d-10		2010	1630	81.5	0.17	0.971
Benzo[a]anthracene d-12		2000	1560	77.8	0.25	1.165
Chrysene d-12		2000	1710	85.6	0.27	1.170
Benzo[b]fluoranthene d-12		2020	1620	80.1	0.22	0.958
Benzo[k]fluoranthene d-12		2010	1710	85.3	0.22	0.962
Benzo[a]pyrene d-12		2010	1860	92.9	0.22	1.009
Perylene d-12		2010	1670	82.9	0.25	1.024
Dibenzo[a,h]anthracene d-14		2000	1680	84.2	0.32	1.211
Indeno[1,2,3-cd]pyrene d-12		2000	1640	82.2	0.17	1.207
Benzo[ghi]perylene d-12		2010	1700	84.7	0.21	1.238

(1) Where applicable, custom lab flags have been used on this report.
(2) R% = percent recovery.

These data are validated and reported as accurate and in accord with AXYS Analytical Services Ltd. ISO17025 compliant quality assurance processes.
Signed: _____David Wolfe_____

For Axys Internal Use Only [XSL Template: Pest2.xsl; Created: 10-Jun-2015 16:24:47; Application: XMLTransformer-1.14.12;
Report Filename: PAH_PAH_LO_LPAR_L23191-9_Form2_PH5S1763.D_SJ1891313.html; Workgroup: WG51242; Design ID: 2591]

AXYS METHOD MLA-021 Rev 12

Form 1A

ANALYSIS REPORT

CLIENT SAMPLE NO.
99 Bottom
Sample Collection:
N/A

AXYS ANALYTICAL SERVICES
2045 MILLS RD., SIDNEY, B.C., CANADA
V8L 5X2 TEL (250) 655-5800 FAX (250) 655-5811

Project No.	06262044.0000		
Contract No.:	4765	**Lab Sample I.D.:**	L23191-10
Matrix:	TISSUE	**Sample Size:**	1.09 g (wet)
Sample Receipt Date:	13-May-2015	**Initial Calibration Date:**	19-Jan-2015
Extraction Date:	15-May-2015	**Instrument ID:**	LR GC/MS
Analysis Date:	29-May-2015 **Time:** 18:56:00	**GC Column ID:**	RTX5
Extract Volume (uL):	500	**Sample Data Filename:**	**PH5S1764.D**
Injection Volume (uL):	1.0	**Blank Data Filename:**	PH5S1758.D
Dilution Factor:	N/A	**Cal. Ver. Data Filename:**	PH5S1754.D
Concentration Units:	ng/g (wet weight basis)	**% Moisture:**	5.92

This page is part of a total report that contains information necessary for accreditation compliance.
This test is not NELAP accredited. Sample results relate only to the sample tested.

COMPOUND	CAS NO.	LAB FLAG [1]	CONC. FOUND	REPORTING LIMIT (RL)[2]	ION ABUND. RATIO	RRT
Naphthalene	91-20-3	J	217	6.03 (S)	0.08	1.006
Acenaphthylene	208-96-8	K J	8.01	2.96 (S)	0.15	1.003
Acenaphthene	83-32-9		833	6.11 (S)	1.15	1.048
Fluorene	86-73-7	J	181	3.57 (S)	1.00	0.843
Phenanthrene	85-01-8		11600	1.88 (S)	0.19	1.003
Anthracene	120-12-7		2700	1.85 (S)	0.19	1.011
Fluoranthene	206-44-0		28900	3.59 (S)	0.21	1.002
Pyrene	129-00-0		24900	3.41 (S)	0.21	1.032
Benz[a]anthracene [3]	56-55-3		16500	4.87 (S)	0.28	1.002
Chrysene [4]	218-01-9		18200	5.03 (S)	0.31	1.003
Benzo[b]fluoranthene	205-99-2		18700	6.08 (S)	0.22	1.004
Benzo[j,k]fluoranthenes			17400	5.91 (S)	0.22	1.002
Benzo[e]pyrene	192-97-2		13300	7.46 (S)	0.22	0.996
Benzo[a]pyrene	50-32-8		18500	7.38 (S)	0.22	1.004
Perylene	198-55-0		5660	8.26 (S)	0.21	1.004
Dibenz[a,h]anthracene [5]	53-70-3		3160	12.6 (S)	0.16	1.004
Indeno[1,2,3-cd]pyrene	193-39-5		15500	11.7 (S)	0.21	1.003
Benzo[ghi]perylene	191-24-2		14400	10.4 (S)	0.21	1.003
2-Methylnaphthalene	91-57-6	J	94.7	5.76 (S)	0.87	1.009
2,6-Dimethylnaphthalene	581-42-0	K J	38.5	12.2 (S)	0.40	1.013
2,3,5-Trimethylnaphthalene	2245-38-7	K J	11.6	8.37 (S)	1.20	1.228
1-Methylphenanthrene	832-69-9		757	8.50 (S)	0.62	1.110
Dibenzothiophene	132-65-0		496	3.95 (S)	0.09	1.003

(1) Where applicable, custom lab flags have been used on this report; K = peak detected but did not meet quantification criteria, result reported represents the estimated maximum possible concentration; J = concentration less than lowest calibration equivalent.
(2) Reporting Limit (Code): S = sample detection limit; M = method detection limit; L = lowest calibration level equivalent; Q = contract defined limit.
(3) May co-elute with Cyclopenta(cd)pyrene.
(4) May co-elute with Triphenylene.
(5) May co-elute with Dibenz[a,c]anthracene.

These data are validated and reported as accurate and in accord with AXYS Analytical Services Ltd. ISO17025 compliant quality assurance processes.
Signed: _____David Wolfe_____

For Axys Internal Use Only [XSL Template: Pest1A.xsl; Created: 10-Jun-2015 16:24:47; Application: XMLTransformer-1.14.12;
Report Filename: PAH_PAH_LO_LPAR_L23191-10_Form1A_PH5S1764.D_SJ1891314.html; Workgroup: WG51242; Design ID: 2591]

AXYS METHOD MLA-021 Rev 12

Form 2

ANALYSIS REPORT

CLIENT SAMPLE NO.
99 Bottom
Sample Collection:
N/A

AXYS ANALYTICAL SERVICES
2045 MILLS RD., SIDNEY, B.C., CANADA
V8L 5X2 TEL (250) 655-5800 FAX (250) 655-5811

Project No.	06262044.0000		
Contract No.:	4765	**Lab Sample I.D.:**	L23191-10
Matrix:	TISSUE	**Sample Size:**	1.09 g (wet)
Sample Receipt Date:	13-May-2015	**Initial Calibration Date:**	19-Jan-2015
Extraction Date:	15-May-2015	**Instrument ID:**	LR GC/MS
Analysis Date:	29-May-2015 **Time:** 18:56:00	**GC Column ID:**	RTX5
Extract Volume (uL):	500	**Sample Data Filename:**	**PH5S1764.D**
Injection Volume (uL):	1.0	**Blank Data Filename:**	PH5S1758.D
Dilution Factor:	N/A	**Cal. Ver. Data Filename:**	PH5S1754.D
Concentration Units:	ng absolute	**% Moisture:**	5.92

This page is part of a total report that contains information necessary for accreditation compliance.
This test is not NELAP accredited. Sample results relate only to the sample tested.

LABELED COMPOUND	LAB FLAG [1]	SPIKE CONC.	CONC. FOUND	R(%) [2]	ION ABUND. RATIO	RRT
Naphthalene d-8		2000	840	42.0	0.09	0.605
2-Methylnaphthalene d-10		2000	903	45.1	0.17	0.754
2,6-Dimethylnaphthalene d-12		2020	909	45.1	0.80	0.896
Acenaphthylene d-8		2000	1060	53.0	0.16	0.961
Dibenzothiophene d-8		2010	1060	53.0	0.08	0.791
Phenanthrene d-10		2010	1510	75.0	0.14	0.807
Fluoranthene d-10		2010	1640	81.8	0.17	0.971
Benzo[a]anthracene d-12		2000	1510	75.3	0.25	1.165
Chrysene d-12		2000	1650	82.4	0.27	1.170
Benzo[b]fluoranthene d-12		2020	1590	78.6	0.22	0.958
Benzo[k]fluoranthene d-12		2010	1680	83.6	0.22	0.962
Benzo[a]pyrene d-12		2010	1830	91.2	0.21	1.008
Perylene d-12		2010	1610	80.3	0.25	1.024
Dibenzo[a,h]anthracene d-14		2000	1650	82.5	0.31	1.211
Indeno[1,2,3-cd]pyrene d-12		2000	1590	79.4	0.16	1.207
Benzo[ghi]perylene d-12		2010	1600	80.0	0.21	1.238

(1) Where applicable, custom lab flags have been used on this report.
(2) R% = percent recovery.

These data are validated and reported as accurate and in accord with AXYS Analytical Services Ltd. ISO17025 compliant quality assurance processes.
Signed: _____David Wolfe_____

For Axys Internal Use Only [XSL Template: Pest2.xsl; Created: 10-Jun-2015 16:24:47; Application: XMLTransformer-1.14.12;
Report Filename: PAH_PAH_LO_LPAR_L23191-10_Form2_PH5S1764.D_SJ1891314.html; Workgroup: WG51242; Design ID: 2591]

AXYS METHOD MLA-021 Rev 12

Form 1A

ANALYSIS REPORT

CLIENT SAMPLE NO.
125 Top
Sample Collection:
N/A

AXYS ANALYTICAL SERVICES
2045 MILLS RD., SIDNEY, B.C., CANADA
V8L 5X2 TEL (250) 655-5800 FAX (250) 655-5811

Project No.	06262044.0000		
Contract No.:	4765	**Lab Sample I.D.:**	L23191-14
Matrix:	TISSUE	**Sample Size:**	1.05 g (wet)
Sample Receipt Date:	13-May-2015	**Initial Calibration Date:**	19-Jan-2015
Extraction Date:	15-May-2015	**Instrument ID:**	LR GC/MS
Analysis Date:	29-May-2015 **Time:** 19:45:00	**GC Column ID:**	RTX5
Extract Volume (uL):	500	**Sample Data Filename:**	**PH5S1765.D**
Injection Volume (uL):	1.0	**Blank Data Filename:**	PH5S1758.D
Dilution Factor:	N/A	**Cal. Ver. Data Filename:**	PH5S1754.D
Concentration Units:	ng/g (wet weight basis)	**% Moisture:**	6.37

This page is part of a total report that contains information necessary for accreditation compliance.
This test is not NELAP accredited. Sample results relate only to the sample tested.

COMPOUND	CAS NO.	LAB FLAG [1]	CONC. FOUND	REPORTING LIMIT (RL)[2]	ION ABUND. RATIO	RRT
Naphthalene	91-20-3	J	90.9	5.97 (S)	0.08	1.006
Acenaphthylene	208-96-8	K J	5.38	2.81 (S)	0.05	1.003
Acenaphthene	83-32-9		457	5.53 (S)	1.16	1.048
Fluorene	86-73-7	J	106	2.75 (S)	1.00	0.843
Phenanthrene	85-01-8		6710	3.13 (S)	0.19	1.004
Anthracene	120-12-7		1830	3.08 (S)	0.18	1.012
Fluoranthene	206-44-0		17100	2.12 (S)	0.21	1.002
Pyrene	129-00-0		14700	2.02 (S)	0.21	1.032
Benz[a]anthracene [3]	56-55-3		9750	3.88 (S)	0.28	1.003
Chrysene [4]	218-01-9		10800	3.97 (S)	0.30	1.003
Benzo[b]fluoranthene	205-99-2		11400	5.69 (S)	0.22	1.004
Benzo[j,k]fluoranthenes			10100	5.79 (S)	0.22	1.002
Benzo[e]pyrene	192-97-2		7990	7.30 (S)	0.22	0.996
Benzo[a]pyrene	50-32-8		11000	7.22 (S)	0.22	1.004
Perylene	198-55-0		3390	8.12 (S)	0.21	1.004
Dibenz[a,h]anthracene [5]	53-70-3		2020	16.1 (S)	0.16	1.003
Indeno[1,2,3-cd]pyrene	193-39-5		9260	15.1 (S)	0.21	1.002
Benzo[ghi]perylene	191-24-2		8650	13.6 (S)	0.21	1.002
2-Methylnaphthalene	91-57-6	J	45.3	6.82 (S)	0.99	1.010
2,6-Dimethylnaphthalene	581-42-0	K J	13.7	11.3 (S)	0.56	1.014
2,3,5-Trimethylnaphthalene	2245-38-7	J	9.87	3.88 (S)	0.94	1.230
1-Methylphenanthrene	832-69-9		496	3.33 (S)	0.59	1.111
Dibenzothiophene	132-65-0		262	2.68 (S)	0.10	1.003

(1) Where applicable, custom lab flags have been used on this report; K = peak detected but did not meet quantification criteria, result reported represents the estimated maximum possible concentration; J = concentration less than lowest calibration equivalent.
(2) Reporting Limit (Code): S = sample detection limit; M = method detection limit; L = lowest calibration level equivalent; Q = contract defined limit.
(3) May co-elute with Cyclopenta(cd)pyrene.
(4) May co-elute with Triphenylene.
(5) May co-elute with Dibenz[a,c]anthracene.

These data are validated and reported as accurate and in accord with AXYS Analytical Services Ltd. ISO17025 compliant quality assurance processes.
Signed: _____David Wolfe_____

For Axys Internal Use Only [XSL Template: Pest1A.xsl; Created: 10-Jun-2015 16:24:47; Application: XMLTransformer-1.14.12;
Report Filename: PAH_PAH_LO_LPAR_L23191-14_Form1A_PH5S1765.D_SJ1891315.html; Workgroup: WG51242; Design ID: 2591]

AXYS METHOD MLA-021 Rev 12

Form 2

ANALYSIS REPORT

CLIENT SAMPLE NO.
125 Top
Sample Collection:
N/A

AXYS ANALYTICAL SERVICES
2045 MILLS RD., SIDNEY, B.C., CANADA
V8L 5X2 TEL (250) 655-5800 FAX (250) 655-5811

Project No.	06262044.0000		
Contract No.:	4765	**Lab Sample I.D.:**	L23191-14
Matrix:	TISSUE	**Sample Size:**	1.05 g (wet)
Sample Receipt Date:	13-May-2015	**Initial Calibration Date:**	19-Jan-2015
Extraction Date:	15-May-2015	**Instrument ID:**	LR GC/MS
Analysis Date:	29-May-2015 **Time:** 19:45:00	**GC Column ID:**	RTX5
Extract Volume (uL):	500	**Sample Data Filename:**	**PH5S1765.D**
Injection Volume (uL):	1.0	**Blank Data Filename:**	PH5S1758.D
Dilution Factor:	N/A	**Cal. Ver. Data Filename:**	PH5S1754.D
Concentration Units:	ng absolute	**% Moisture:**	6.37

This page is part of a total report that contains information necessary for accreditation compliance.
This test is not NELAP accredited. Sample results relate only to the sample tested.

LABELED COMPOUND	LAB FLAG [1]	SPIKE CONC.	CONC. FOUND	R(%) [2]	ION ABUND. RATIO	RRT
Naphthalene d-8		2000	914	45.7	0.09	0.606
2-Methylnaphthalene d-10		2000	983	49.1	0.17	0.755
2,6-Dimethylnaphthalene d-12		2020	1030	51.1	0.82	0.896
Acenaphthylene d-8		2000	1100	55.0	0.15	0.961
Dibenzothiophene d-8		2010	1090	54.0	0.09	0.791
Phenanthrene d-10		2010	1390	69.2	0.13	0.807
Fluoranthene d-10		2010	1520	75.6	0.17	0.971
Benzo[a]anthracene d-12		2000	1380	68.8	0.25	1.165
Chrysene d-12		2000	1560	77.9	0.27	1.170
Benzo[b]fluoranthene d-12		2020	1520	75.0	0.22	0.958
Benzo[k]fluoranthene d-12		2010	1600	79.6	0.21	0.962
Benzo[a]pyrene d-12		2010	1700	84.8	0.21	1.008
Perylene d-12		2010	1520	75.9	0.26	1.023
Dibenzo[a,h]anthracene d-14		2000	1400	69.9	0.34	1.211
Indeno[1,2,3-cd]pyrene d-12		2000	1440	72.0	0.17	1.207
Benzo[ghi]perylene d-12		2010	1470	73.1	0.20	1.238

(1) Where applicable, custom lab flags have been used on this report.
(2) R% = percent recovery.

These data are validated and reported as accurate and in accord with AXYS Analytical Services Ltd. ISO17025 compliant quality assurance processes.
Signed: _____David Wolfe_____

For Axys Internal Use Only [XSL Template: Pest2.xsl; Created: 10-Jun-2015 16:24:47; Application: XMLTransformer-1.14.12;
Report Filename: PAH_PAH_LO_LPAR_L23191-14_Form2_PH5S1765.D_SJ1891315.html; Workgroup: WG51242; Design ID: 2591]

AXYS METHOD MLA-021 Rev 12

Form 1A

ANALYSIS REPORT

CLIENT SAMPLE NO.
127 Middle
Sample Collection:
N/A

AXYS ANALYTICAL SERVICES
2045 MILLS RD., SIDNEY, B.C., CANADA
V8L 5X2 TEL (250) 655-5800 FAX (250) 655-5811

Project No.	06262044.0000		
Contract No.:	4765	**Lab Sample I.D.:**	L23191-15
Matrix:	TISSUE	**Sample Size:**	1.02 g (wet)
Sample Receipt Date:	13-May-2015	**Initial Calibration Date:**	19-Jan-2015
Extraction Date:	15-May-2015	**Instrument ID:**	LR GC/MS
Analysis Date:	29-May-2015 **Time:** 20:34:00	**GC Column ID:**	RTX5
Extract Volume (uL):	500	**Sample Data Filename:**	**PH5S1766.D**
Injection Volume (uL):	1.0	**Blank Data Filename:**	PH5S1758.D
Dilution Factor:	N/A	**Cal. Ver. Data Filename:**	PH5S1754.D
Concentration Units:	ng/g (wet weight basis)	**% Moisture:**	7.24

This page is part of a total report that contains information necessary for accreditation compliance.
This test is not NELAP accredited. Sample results relate only to the sample tested.

COMPOUND	CAS NO.	LAB FLAG [1]	CONC. FOUND	REPORTING LIMIT (RL)[2]	ION ABUND. RATIO	RRT
Naphthalene	91-20-3	J	106	8.58 (S)	0.07	1.006
Acenaphthylene	208-96-8	K J	5.59	3.33 (S)	0.28	1.004
Acenaphthene	83-32-9		479	9.66 (S)	1.18	1.048
Fluorene	86-73-7	J	114	4.67 (S)	1.00	0.843
Phenanthrene	85-01-8		6970	2.67 (S)	0.19	1.003
Anthracene	120-12-7		1820	2.62 (S)	0.17	1.011
Fluoranthene	206-44-0		17500	5.75 (S)	0.21	1.002
Pyrene	129-00-0		15200	5.48 (S)	0.21	1.032
Benz[a]anthracene [3]	56-55-3		9760	4.51 (S)	0.28	1.002
Chrysene [4]	218-01-9		10500	4.53 (S)	0.31	1.003
Benzo[b]fluoranthene	205-99-2		10300	7.91 (S)	0.24	1.004
Benzo[j,k]fluoranthenes			9960	7.66 (S)	0.20	1.002
Benzo[e]pyrene	192-97-2		7300	9.42 (S)	0.22	0.996
Benzo[a]pyrene	50-32-8		9980	9.32 (S)	0.21	1.004
Perylene	198-55-0		3200	11.1 (S)	0.21	1.004
Dibenz[a,h]anthracene [5]	53-70-3		1860	16.7 (S)	0.16	1.003
Indeno[1,2,3-cd]pyrene	193-39-5		8590	14.3 (S)	0.21	1.002
Benzo[ghi]perylene	191-24-2		7830	12.4 (S)	0.21	1.003
2-Methylnaphthalene	91-57-6	J	52.0	9.14 (S)	0.90	1.010
2,6-Dimethylnaphthalene	581-42-0	K J	20.9	10.5 (S)	0.53	1.013
2,3,5-Trimethylnaphthalene	2245-38-7	J	11.8	7.98 (S)	0.84	1.230
1-Methylphenanthrene	832-69-9		536	8.29 (S)	0.63	1.110
Dibenzothiophene	132-65-0	K	321	3.34 (S)	0.05	1.003

(1) Where applicable, custom lab flags have been used on this report; K = peak detected but did not meet quantification criteria, result reported represents the estimated maximum possible concentration; J = concentration less than lowest calibration equivalent.
(2) Reporting Limit (Code): S = sample detection limit; M = method detection limit; L = lowest calibration level equivalent; Q = contract defined limit.
(3) May co-elute with Cyclopenta(cd)pyrene.
(4) May co-elute with Triphenylene.
(5) May co-elute with Dibenz[a,c]anthracene.

These data are validated and reported as accurate and in accord with AXYS Analytical Services Ltd. ISO17025 compliant quality assurance processes.
Signed: _____David Wolfe_____

For Axys Internal Use Only [XSL Template: Pest1A.xsl; Created: 10-Jun-2015 16:24:47; Application: XMLTransformer-1.14.12;
Report Filename: PAH_PAH_LO_LPAR_L23191-15_Form1A_PH5S1766.D_SJ1891316.html; Workgroup: WG51242; Design ID: 2591]

AXYS METHOD MLA-021 Rev 12

Form 2
ANALYSIS REPORT

CLIENT SAMPLE NO.
127 Middle
Sample Collection:
N/A

AXYS ANALYTICAL SERVICES
2045 MILLS RD., SIDNEY, B.C., CANADA
V8L 5X2 TEL (250) 655-5800 FAX (250) 655-5811

Project No.	06262044.0000		
Contract No.:	4765	**Lab Sample I.D.:**	L23191-15
Matrix:	TISSUE	**Sample Size:**	1.02 g (wet)
Sample Receipt Date:	13-May-2015	**Initial Calibration Date:**	19-Jan-2015
Extraction Date:	15-May-2015	**Instrument ID:**	LR GC/MS
Analysis Date:	29-May-2015 **Time:** 20:34:00	**GC Column ID:**	RTX5
Extract Volume (uL):	500	**Sample Data Filename:**	**PH5S1766.D**
Injection Volume (uL):	1.0	**Blank Data Filename:**	PH5S1758.D
Dilution Factor:	N/A	**Cal. Ver. Data Filename:**	PH5S1754.D
Concentration Units:	ng absolute	**% Moisture:**	7.24

This page is part of a total report that contains information necessary for accreditation compliance.
This test is not NELAP accredited. Sample results relate only to the sample tested.

LABELED COMPOUND	LAB FLAG [1]	SPIKE CONC.	CONC. FOUND	R(%) [2]	ION ABUND. RATIO	RRT
Naphthalene d-8		2000	803	40.1	0.09	0.606
2-Methylnaphthalene d-10		2000	845	42.2	0.17	0.755
2,6-Dimethylnaphthalene d-12		2020	863	42.8	0.81	0.896
Acenaphthylene d-8		2000	930	46.5	0.15	0.961
Dibenzothiophene d-8		2010	887	44.1	0.09	0.792
Phenanthrene d-10		2010	1350	67.0	0.14	0.808
Fluoranthene d-10		2010	1500	75.1	0.18	0.971
Benzo[a]anthracene d-12		2000	1280	63.8	0.25	1.165
Chrysene d-12		2000	1490	74.3	0.27	1.170
Benzo[b]fluoranthene d-12		2020	1520	75.3	0.21	0.958
Benzo[k]fluoranthene d-12		2010	1580	79.0	0.21	0.962
Benzo[a]pyrene d-12		2010	1760	87.7	0.21	1.008
Perylene d-12		2010	1500	74.4	0.26	1.024
Dibenzo[a,h]anthracene d-14		2000	1420	71.0	0.35	1.211
Indeno[1,2,3-cd]pyrene d-12		2000	1460	73.0	0.16	1.207
Benzo[ghi]perylene d-12		2010	1520	75.6	0.20	1.238

(1) Where applicable, custom lab flags have been used on this report.
(2) R% = percent recovery.

These data are validated and reported as accurate and in accord with AXYS Analytical Services Ltd. ISO17025 compliant quality assurance processes.
Signed: _____David Wolfe_____

For Axys Internal Use Only [XSL Template: Pest2.xsl; Created: 10-Jun-2015 16:24:47; Application: XMLTransformer-1.14.12;
Report Filename: PAH_PAH_LO_LPAR_L23191-15_Form2_PH5S1766.D_SJ1891316.html; Workgroup: WG51242; Design ID: 2591]

AXYS METHOD MLA-021 Rev 12

Form 1A
ANALYSIS REPORT

CLIENT SAMPLE NO.
129 Bottom
Sample Collection:
N/A

AXYS ANALYTICAL SERVICES
2045 MILLS RD., SIDNEY, B.C., CANADA
V8L 5X2 TEL (250) 655-5800 FAX (250) 655-5811

Project No.	06262044.0000		
Contract No.:	4765	**Lab Sample I.D.:**	L23191-16
Matrix:	TISSUE	**Sample Size:**	1.01 g (wet)
Sample Receipt Date:	13-May-2015	**Initial Calibration Date:**	19-Jan-2015
Extraction Date:	15-May-2015	**Instrument ID:**	LR GC/MS
Analysis Date:	29-May-2015 **Time:** 21:23:00	**GC Column ID:**	RTX5
Extract Volume (uL):	500	**Sample Data Filename:**	**PH5S1767.D**
Injection Volume (uL):	1.0	**Blank Data Filename:**	PH5S1758.D
Dilution Factor:	N/A	**Cal. Ver. Data Filename:**	PH5S1754.D
Concentration Units:	ng/g (wet weight basis)	**% Moisture:**	6.62

This page is part of a total report that contains information necessary for accreditation compliance.
This test is not NELAP accredited. Sample results relate only to the sample tested.

COMPOUND	CAS NO.	LAB FLAG [1]	CONC. FOUND	REPORTING LIMIT (RL)[2]	ION ABUND. RATIO	RRT
Naphthalene	91-20-3	J	90.5	9.40 (S)	0.07	1.007
Acenaphthylene	208-96-8	K J	5.76	3.60 (S)	0.26	1.003
Acenaphthene	83-32-9		478	9.74 (S)	1.14	1.048
Fluorene	86-73-7	J	102	3.12 (S)	1.02	0.844
Phenanthrene	85-01-8		6720	1.89 (S)	0.19	1.004
Anthracene	120-12-7		1670	1.85 (S)	0.18	1.012
Fluoranthene	206-44-0		17200	2.37 (S)	0.21	1.002
Pyrene	129-00-0		14900	2.25 (S)	0.21	1.032
Benz[a]anthracene [3]	56-55-3		9580	5.55 (S)	0.28	1.003
Chrysene [4]	218-01-9		10300	5.57 (S)	0.31	1.003
Benzo[b]fluoranthene	205-99-2		10900	8.78 (S)	0.22	1.004
Benzo[j,k]fluoranthenes			9650	8.79 (S)	0.22	1.003
Benzo[e]pyrene	192-97-2		7440	11.1 (S)	0.22	0.996
Benzo[a]pyrene	50-32-8		10300	11.0 (S)	0.22	1.004
Perylene	198-55-0		3210	12.5 (S)	0.21	1.004
Dibenz[a,h]anthracene [5]	53-70-3		1930	10.7 (S)	0.15	1.003
Indeno[1,2,3-cd]pyrene	193-39-5		8610	13.4 (S)	0.21	1.003
Benzo[ghi]perylene	191-24-2		7990	11.8 (S)	0.21	1.003
2-Methylnaphthalene	91-57-6	J	44.9	5.86 (S)	1.08	1.010
2,6-Dimethylnaphthalene	581-42-0	U		17.6 (S)		
2,3,5-Trimethylnaphthalene	2245-38-7	U		8.23 (S)		
1-Methylphenanthrene	832-69-9		525	3.96 (S)	0.60	1.111
Dibenzothiophene	132-65-0		271	2.27 (S)	0.10	1.003

(1) Where applicable, custom lab flags have been used on this report; U = not detected at RL; K = peak detected but did not meet quantification criteria, result reported represents the estimated maximum possible concentration; J = concentration less than lowest calibration equivalent.
(2) Reporting Limit (Code): S = sample detection limit; M = method detection limit; L = lowest calibration level equivalent; Q = contract defined limit.
(3) May co-elute with Cyclopenta(cd)pyrene.
(4) May co-elute with Triphenylene.
(5) May co-elute with Dibenz[a,c]anthracene.

These data are validated and reported as accurate and in accord with AXYS Analytical Services Ltd. ISO17025 compliant quality assurance processes.
Signed: _____David Wolfe_____

For Axys Internal Use Only [XSL Template: Pest1A.xsl; Created: 10-Jun-2015 16:24:47; Application: XMLTransformer-1.14.12;
Report Filename: PAH_PAH_LO_LPAR_L23191-16_Form1A_PH5S1767.D_SJ1891317.html; Workgroup: WG51242; Design ID: 2591]

AXYS METHOD MLA-021 Rev 12

Form 2
ANALYSIS REPORT

CLIENT SAMPLE NO.
129 Bottom
Sample Collection:
N/A

AXYS ANALYTICAL SERVICES
2045 MILLS RD., SIDNEY, B.C., CANADA
V8L 5X2 TEL (250) 655-5800 FAX (250) 655-5811

Project No.	06262044.0000		
Contract No.:	4765	**Lab Sample I.D.:**	L23191-16
Matrix:	TISSUE	**Sample Size:**	1.01 g (wet)
Sample Receipt Date:	13-May-2015	**Initial Calibration Date:**	19-Jan-2015
Extraction Date:	15-May-2015	**Instrument ID:**	LR GC/MS
Analysis Date:	29-May-2015 **Time:** 21:23:00	**GC Column ID:**	RTX5
Extract Volume (uL):	500	**Sample Data Filename:**	**PH5S1767.D**
Injection Volume (uL):	1.0	**Blank Data Filename:**	PH5S1758.D
Dilution Factor:	N/A	**Cal. Ver. Data Filename:**	PH5S1754.D
Concentration Units:	ng absolute	**% Moisture:**	6.62

This page is part of a total report that contains information necessary for accreditation compliance.
This test is not NELAP accredited. Sample results relate only to the sample tested.

LABELED COMPOUND	LAB FLAG [1]	SPIKE CONC.	CONC. FOUND	R(%) [2]	ION ABUND. RATIO	RRT
Naphthalene d-8		2000	608	30.4	0.09	0.606
2-Methylnaphthalene d-10		2000	719	35.9	0.17	0.755
2,6-Dimethylnaphthalene d-12		2020	837	41.5	0.78	0.896
Acenaphthylene d-8		2000	901	45.0	0.15	0.961
Dibenzothiophene d-8		2010	1100	54.5	0.09	0.792
Phenanthrene d-10		2010	1350	67.4	0.13	0.807
Fluoranthene d-10		2010	1530	76.1	0.17	0.971
Benzo[a]anthracene d-12		2000	1340	67.2	0.25	1.165
Chrysene d-12		2000	1550	77.6	0.27	1.170
Benzo[b]fluoranthene d-12		2020	1500	74.1	0.22	0.958
Benzo[k]fluoranthene d-12		2010	1570	78.1	0.21	0.962
Benzo[a]pyrene d-12		2010	1710	85.3	0.21	1.009
Perylene d-12		2010	1490	73.9	0.25	1.024
Dibenzo[a,h]anthracene d-14		2000	1360	68.0	0.34	1.211
Indeno[1,2,3-cd]pyrene d-12		2000	1420	71.1	0.15	1.207
Benzo[ghi]perylene d-12		2010	1440	71.9	0.20	1.238

(1) Where applicable, custom lab flags have been used on this report.
(2) R% = percent recovery.

These data are validated and reported as accurate and in accord with AXYS Analytical Services Ltd. ISO17025 compliant quality assurance processes.
Signed: _____David Wolfe_____

For Axys Internal Use Only [XSL Template: Pest2.xsl; Created: 10-Jun-2015 16:24:47; Application: XMLTransformer-1.14.12;
Report Filename: PAH_PAH_LO_LPAR_L23191-16_Form2_PH5S1767.D_SJ1891317.html; Workgroup: WG51242; Design ID: 2591]

AXYS METHOD MLA-021 Rev 12

Form 1A

ANALYSIS REPORT

CLIENT SAMPLE NO.
Lab Blank
Sample Collection:
N/A

AXYS ANALYTICAL SERVICES
2045 MILLS RD., SIDNEY, B.C., CANADA
V8L 5X2 TEL (250) 655-5800 FAX (250) 655-5811

Project No.	N/A		
Contract No.:	4765	**Lab Sample I.D.:**	WG51242-101
Matrix:	CANOLA OIL	**Sample Size:**	1.00 g
Sample Receipt Date:	N/A	**Initial Calibration Date:**	19-Jan-2015
Extraction Date:	15-May-2015	**Instrument ID:**	LR GC/MS
Analysis Date:	29-May-2015 **Time:** 14:03:00	**GC Column ID:**	RTX5
Extract Volume (uL):	500	**Sample Data Filename:**	**PH5S1758.D**
Injection Volume (uL):	1.0	**Blank Data Filename:**	PH5S1758.D
Dilution Factor:	N/A	**Cal. Ver. Data Filename:**	PH5S1754.D

Concentration Units: ng/g

This page is part of a total report that contains information necessary for accreditation compliance.
This test is not NELAP accredited. Sample results relate only to the sample tested.

COMPOUND	CAS NO.	LAB FLAG [1]	CONC. FOUND	REPORTING LIMIT (RL)[2]	ION ABUND. RATIO	RRT
Naphthalene	91-20-3	J	6.39	0.431 (S)	0.08	1.006
Acenaphthylene	208-96-8	U		0.324 (S)		
Acenaphthene	83-32-9	U		0.661 (S)		
Fluorene	86-73-7	K J	0.373	0.335 (S)	3.06	0.845
Phenanthrene	85-01-8	J	2.75	0.260 (S)	0.23	1.004
Anthracene	120-12-7	K J	0.481	0.256 (S)	0.15	1.013
Fluoranthene	206-44-0	K J	1.07	0.127 (S)	0.26	1.002
Pyrene	129-00-0	J	1.45	0.121 (S)	0.22	1.032
Benz[a]anthracene [3]	56-55-3	K J	0.294	0.207 (S)	0.95	1.003
Chrysene [4]	218-01-9	K J	0.744	0.199 (S)	0.19	1.003
Benzo[b]fluoranthene	205-99-2	U		0.357 (S)		
Benzo[j,k]fluoranthenes		K J	0.445	0.377 (S)	0.39	1.002
Benzo[e]pyrene	192-97-2	U		0.798 (S)		
Benzo[a]pyrene	50-32-8	U		0.790 (S)		
Perylene	198-55-0	U		1.03 (S)		
Dibenz[a,h]anthracene [5]	53-70-3	U		0.386 (S)		
Indeno[1,2,3-cd]pyrene	193-39-5	K J	1.97	0.429 (S)	1.99	1.003
Benzo[ghi]perylene	191-24-2	K J	0.709	0.391 (S)	0.56	1.002
2-Methylnaphthalene	91-57-6	J	2.34	0.632 (S)	0.96	1.010
2,6-Dimethylnaphthalene	581-42-0	K J	0.929	0.870 (S)	0.51	1.012
2,3,5-Trimethylnaphthalene	2245-38-7	J	0.669	0.445 (S)	1.00	1.228
1-Methylphenanthrene	832-69-9	U		0.638 (S)		
Dibenzothiophene	132-65-0	K J	0.762	0.206 (S)	0.02	1.004

(1) Where applicable, custom lab flags have been used on this report; U = not detected at RL; K = peak detected but did not meet quantification criteria, result reported represents the estimated maximum possible concentration; J = concentration less than lowest calibration equivalent.
(2) Reporting Limit (Code): S = sample detection limit; M = method detection limit; L = lowest calibration level equivalent; Q = contract defined limit.
(3) May co-elute with Cyclopenta(cd)pyrene.
(4) May co-elute with Triphenylene.
(5) May co-elute with Dibenz[a,c]anthracene.

These data are validated and reported as accurate and in accord with AXYS Analytical Services Ltd. ISO17025 compliant quality assurance processes.
Signed: _____David Wolfe_____

For Axys Internal Use Only [XSL Template: Pest1A.xsl; Created: 10-Jun-2015 16:24:47; Application: XMLTransformer-1.14.12;
Report Filename: PAH_PAH_LO_LPAR_WG51242-101_Form1A_PH5S1758.D_SJ1891307.html; Workgroup: WG51242; Design ID: 2591]

AXYS METHOD MLA-021 Rev 12

Form 2
ANALYSIS REPORT

CLIENT SAMPLE NO.
Lab Blank
Sample Collection:
N/A

AXYS ANALYTICAL SERVICES
2045 MILLS RD., SIDNEY, B.C., CANADA
V8L 5X2 TEL (250) 655-5800 FAX (250) 655-5811

Project No.	N/A		
Contract No.:	4765	**Lab Sample I.D.:**	WG51242-101
Matrix:	CANOLA OIL	**Sample Size:**	1.00 g
Sample Receipt Date:	N/A	**Initial Calibration Date:**	19-Jan-2015
Extraction Date:	15-May-2015	**Instrument ID:**	LR GC/MS
Analysis Date:	29-May-2015 **Time:** 14:03:00	**GC Column ID:**	RTX5
Extract Volume (uL):	500	**Sample Data Filename:**	**PH5S1758.D**
Injection Volume (uL):	1.0	**Blank Data Filename:**	PH5S1758.D
Dilution Factor:	N/A	**Cal. Ver. Data Filename:**	PH5S1754.D
Concentration Units:	ng absolute		

This page is part of a total report that contains information necessary for accreditation compliance.
This test is not NELAP accredited. Sample results relate only to the sample tested.

LABELED COMPOUND	LAB FLAG [1]	SPIKE CONC.	CONC. FOUND	R(%) [2]	ION ABUND. RATIO	RRT
Naphthalene d-8		2000	872	43.6	0.09	0.606
2-Methylnaphthalene d-10		2000	961	48.1	0.17	0.754
2,6-Dimethylnaphthalene d-12		2020	942	46.7	0.80	0.896
Acenaphthylene d-8		2000	949	47.5	0.16	0.961
Dibenzothiophene d-8		2010	1250	62.3	0.09	0.791
Phenanthrene d-10		2010	1530	76.3	0.14	0.807
Fluoranthene d-10		2010	1570	78.5	0.17	0.971
Benzo[a]anthracene d-12		2000	1380	69.2	0.25	1.165
Chrysene d-12		2000	1520	76.0	0.27	1.170
Benzo[b]fluoranthene d-12		2020	1600	79.4	0.22	0.958
Benzo[k]fluoranthene d-12		2010	1600	79.7	0.21	0.962
Benzo[a]pyrene d-12		2010	989	49.3	0.21	1.008
Perylene d-12		2010	795	39.6	0.26	1.024
Dibenzo[a,h]anthracene d-14		2000	1460	72.8	0.31	1.211
Indeno[1,2,3-cd]pyrene d-12		2000	1520	75.8	0.19	1.207
Benzo[ghi]perylene d-12		2010	1480	74.0	0.20	1.238

(1) Where applicable, custom lab flags have been used on this report.
(2) R% = percent recovery.

These data are validated and reported as accurate and in accord with AXYS Analytical Services Ltd. ISO17025 compliant quality assurance processes.
Signed: _____David Wolfe_____

For Axys Internal Use Only [XSL Template: Pest2.xsl; Created: 10-Jun-2015 16:24:47; Application: XMLTransformer-1.14.12;
Report Filename: PAH_PAH_LO_LPAR_WG51242-101_Form2_PH5S1758.D_SJ1891307.html; Workgroup: WG51242; Design ID: 2591]

AXYS METHOD MLA-021 Rev 12

Form 8A
ONGOING PRECISION AND RECOVERY (OPR)

AXYS ANALYTICAL SERVICES
2045 MILLS RD., SIDNEY, B.C., CANADA
V8L 5X2 TEL (250) 655-5800 FAX (250) 655-5811

Contract No.: 4765 **OPR Data Filename:** **PH5S1755.D**

Matrix: TISSUE **Lab Sample I.D.:** WG51242-102

Extraction Date: 15-May-2015 **Analysis Date:** 29-May-2015 **Time:** 11:36:00

ALL CONCENTRATIONS REPORTED ON THIS FORM ARE CONCENTRATIONS IN EXTRACT, BASED ON 100 uL EXTRACT.

COMPOUND	CAS NO.	LAB FLAG [1]	ION ABUND. RATIO	SPIKE CONC. (ng/mL)	CONC. FOUND (ng/mL)	OPR CONC. LIMITS (ng/mL)	% RECOVERY
Naphthalene	91-20-3		0.07	19700	20700	13800 - 25600	105
Acenaphthylene	208-96-8		0.20	19900	21300	13900 - 27800	107
Acenaphthene	83-32-9		1.18	20000	22700	14000 - 26000	113
Fluorene	86-73-7		1.02	19700	19400	11800 - 27500	98.8
Phenanthrene	85-01-8		0.19	19900	21000	14000 - 25900	106
Anthracene	120-12-7		0.19	19900	20400	14000 - 25900	102
Fluoranthene	206-44-0		0.21	20000	21100	14000 - 26000	105
Pyrene	129-00-0		0.21	19700	20400	13800 - 25600	104
Benz[a]anthracene	56-55-3		0.28	19800	21100	13800 - 25700	107
Chrysene	218-01-9		0.31	20000	21700	14000 - 26000	109
Benzo[b]fluoranthene	205-99-2		0.21	19900	20900	13900 - 25900	105
Benzo[j,k]fluoranthenes			0.21	19900	21900	13900 - 25800	110
Benzo[e]pyrene	192-97-2		0.21	20100	21500	14000 - 26100	107
Benzo[a]pyrene	50-32-8		0.21	20000	21300	14000 - 26000	106
Perylene	198-55-0		0.21	20100	22000	14000 - 26100	110
Dibenz[a,h]anthracene	53-70-3		0.16	20100	22400	14000 - 26100	112
Indeno[1,2,3-cd]pyrene	193-39-5		0.20	19800	21500	13900 - 25800	108
Benzo[ghi]perylene	191-24-2		0.22	19800	21200	13900 - 25800	107
2-Methylnaphthalene	91-57-6		0.91	20500	21800	14400 - 26700	106
2,6-Dimethylnaphthalene	581-42-0		0.72	20200	22100	14100 - 26200	110
2,3,5-Trimethylnaphthalene	2245-38-7		0.95	19600	23500	9810 - 29400	120
1-Methylphenanthrene	832-69-9		0.61	16400	18700	8180 - 24500	115
Dibenzothiophene	132-65-0		0.09	20100	21100	12100 - 28100	105

(1) Where applicable, custom lab flags have been used on this report.

These data are validated and reported as accurate and in accord with AXYS Analytical Services Ltd. ISO17025 compliant quality assurance processes.
Signed: _____David Wolfe_____

These pages are part of a larger report that may contain information necessary for full data evaluation. Results reported relate only to the sample tested.

For Axys Internal Use Only [XSL Template: Pest8A.xsl; Created: 10-Jun-2015 16:24:47; Application: XMLTransformer-1.14.12;
Report Filename: PAH_PAH_LO_LPAR_WG51242-102_Form8A_SJ1891305.html; Workgroup: WG51242; Design ID: 2591]

AXYS METHOD MLA-021 Rev 12

Form 8B
ONGOING PRECISION AND RECOVERY (OPR)

AXYS ANALYTICAL SERVICES
2045 MILLS RD., SIDNEY, B.C., CANADA
V8L 5X2 TEL (250) 655-5800 FAX (250) 655-5811

Contract No.: 4765 **OPR Data Filename:** **PH5S1755.D**

Matrix: TISSUE **Lab Sample I.D.:** WG51242-102

Extraction Date: 15-May-2015 **Analysis Date:** 29-May-2015 **Time:** 11:36:00

ALL CONCENTRATIONS REPORTED ON THIS FORM ARE CONCENTRATIONS IN EXTRACT, BASED ON 100 uL EXTRACT.

LABELED COMPOUND	CAS NO.	LAB FLAG [1]	ION ABUND. RATIO	SPIKE CONC. (ng/mL)	CONC. FOUND (ng/mL)	OPR CONC. LIMITS (ng/mL)	% RECOVERY
Naphthalene d-8	1146-65-2		0.09	20000	11200	3000-26000	56.0
2-Methylnaphthalene d-10	7297-45-2		0.17	20000	11800	4000-26000	59.0
2,6-Dimethylnaphthalene d-12	350820-12-1		0.80	20200	12000	4030-26200	59.4
Acenaphthylene d-8	93951-97-4		0.16	20000	13200	4000-26000	66.0
Dibenzothiophene d-8	33262-29-2		0.09	20100	14400	6030-26100	71.6
Phenanthrene d-10	1517-22-2		0.15	20100	17200	6030-26100	85.7
Fluoranthene d-10	93951-69-0		0.17	20100	17900	6020-26100	89.4
Benzo[a]anthracene d-12	1718-53-2		0.25	20000	17200	6000-26000	86.1
Chrysene d-12	1719-03-5		0.27	20000	17300	6000-26000	86.6
Benzo[b]fluoranthene d-12	93951-98-5		0.21	20200	18200	6060-26300	89.9
Benzo[k]fluoranthene d-12	93952-01-3		0.20	20100	18300	6020-26100	91.3
Benzo[a]pyrene d-12	63466-71-7		0.21	20100	18400	6020-26100	91.9
Perylene d-12	1520-96-3		0.27	20100	17800	6030-26100	88.6
Dibenzo[a,h]anthracene d-14	13250-98-1		0.31	20000	17400	6000-26000	86.9
Indeno[1,2,3-cd]pyrene d-12	203578-33-0		0.19	20000	16700	6000-26000	83.5
Benzo[ghi]perylene d-12	93951-66-7		0.20	20100	16600	6020-26100	82.6

(1) Where applicable, custom lab flags have been used on this report.

These data are validated and reported as accurate and in accord with AXYS Analytical Services Ltd. ISO17025 compliant quality assurance processes.
Signed: _____David Wolfe_____

These pages are part of a larger report that may contain information necessary for full data evaluation. Results reported relate only to the sample tested.

For Axys Internal Use Only [XSL Template: Pest8B.xsl; Created: 10-Jun-2015 16:24:47; Application: XMLTransformer-1.14.12;
Report Filename: PAH_PAH_LO_LPAR_WG51242-102_Form8B_SJ1891305.html; Workgroup: WG51242; Design ID: 2591]

Accreditation Scope

AXYS Analytical Services Ltd.
file ref.: ACC-101 Rev.23

Compound Class	Compound	Accredited Method ID	AXYS Method ID	Pulp: CALA	Serum: CALA	Solids: CALA	Solids: California DPH	Solids: Florida DOH	Solids: Minnesota DOH	Solids: New Jersey DEP	Solids: New York DOH	Solids: Virginia DGS	Solids: Washington DE	Solids: Maine DOH	Solids: ANAB	Tissue: CALA	Tissue: Florida DOH	Tissue: Minnesota DOH	Tissue: New Jersey DEP	Tissue: Virginia DGS	Tissue: ANAB	Urine: CALA	Water: CALA	Water, Drinking: Florida DOH	Water, Drinking: Minnesota DOH	Water, Drinking: New Jersey DEP	Water, Drinking: ANAB	Water, Non-Potable: California DPH	Water, Non-Potable: Florida DOH	Water, Non-Potable: Minnesota DOH	Water, Non-Potable: New Jersey DEP	Water, Non-Potable: New York DOH	Water, Non-Potable: Virginia DGS	Water, Non-Potable: Washington DE*	Water, Non-Potable: Maine DOH	Water, Non-Potable: ANAB	Water, Non-Potable: Pennsylvania DEP
BFR	BTBPE	AXYS MLA-033	MLA-033			Y										Y							Y													
	DBDPE	AXYS MLA-033	MLA-033			Y										Y							Y													
	HBB	AXYS MLA-033	MLA-033			Y										Y							Y													
	PBEB	AXYS MLA-033	MLA-033			Y										Y							Y													
BPA and MPE	4,4'-dihydroxy-2,2-diphenylpropane (Bisphenol A) (BPA)	AXYS MLA-059	MLA-059																			Y													
	Mono-(2-ethyl-5-hydroxyhexyl) phthalate (MEHHP)	AXYS MLA-059	MLA-059																			Y													
	Mono-(2-ethyl-5-oxohexyl) phthalate (MEOHP)	AXYS MLA-059	MLA-059																			Y													
	Mono-(3-carboxypropyl) phthalate (MCPP)	AXYS MLA-059	MLA-059																			Y													
	Mono-2-ethylhexyl phthalate (MEHP)	AXYS MLA-059	MLA-059																			Y													
	Mono-benzyl phthalate (MBzP)	AXYS MLA-059	MLA-059																			Y													
	Mono-butyl phthalate (MBP) (n + iso)	AXYS MLA-059	MLA-059																			Y													
	Mono-cyclohexyl phthalate (MCHP)	AXYS MLA-059	MLA-059																			Y													
	Mono-ethyl phthalate (MEP)	AXYS MLA-059	MLA-059																			Y													
	Mono-iso-nonyl phthalate (MiNP)	AXYS MLA-059	MLA-059																			Y													
	Mono-methyl phthalate (MMP)	AXYS MLA-059	MLA-059																			Y													
HBCDD	alpha-hexabromocyclododecane (a-HBCDD)	AXYS MLA-070	MLA-070		Y																														
	beta-hexabromocyclododecane (b-HBCDD)	AXYS MLA-070	MLA-070		Y																														
	gamma-hexabromocyclododecane (g-HBCDD)	AXYS MLA-070	MLA-070		Y																														
OC Pesticides	2,4'-DDD	AXYS MLA-007	MLA-007		Y	Y										Y							Y													
		AXYS MLA-028	MLA-028		Y	Y							Y			Y							Y											Y		
		EPA 8270	MLA-007										Y																							
	2,4'-DDE	AXYS MLA-007	MLA-007		Y	Y										Y							Y													
		AXYS MLA-028	MLA-028		Y	Y							Y			Y							Y											Y		
		EPA 8270	MLA-007										Y																							
	2,4'-DDT	AXYS MLA-007	MLA-007		Y	Y										Y							Y													
		AXYS MLA-028	MLA-028		Y	Y							Y			Y							Y											Y		
		EPA 8270	MLA-007										Y																							
	4,4'-DDD	AXYS MLA-007	MLA-007		Y	Y		Y							Y	Y							Y					Y							Y	
		AXYS MLA-028	MLA-028		Y	Y		Y					Y		Y	Y							Y					Y					Y		Y	
		EPA 625	MLA-007																									Y	Y		Y	Y		Y	Y	
		EPA 8270	MLA-007				Y	Y			Y	Y	Y	Y	Y																					
	4,4'-DDE	AXYS MLA-007	MLA-007		Y	Y		Y							Y	Y							Y					Y							Y	
		AXYS MLA-028	MLA-028		Y	Y		Y					Y		Y	Y							Y					Y					Y		Y	
		EPA 625	MLA-007																									Y	Y		Y	Y		Y	Y	
		EPA 8270	MLA-007				Y	Y			Y	Y	Y	Y	Y																					
	4,4'-DDT	AXYS MLA-007	MLA-007		Y	Y		Y							Y	Y							Y					Y							Y	
		AXYS MLA-028	MLA-028		Y	Y		Y					Y		Y	Y							Y					Y					Y		Y	
		EPA 625	MLA-007																									Y	Y		Y	Y		Y	Y	
		EPA 8270	MLA-007				Y	Y			Y	Y	Y	Y	Y																					
	Aldrin	AXYS MLA-007	MLA-007		Y	Y		Y							Y	Y							Y					Y							Y	
		AXYS MLA-028	MLA-028		Y	Y		Y					Y		Y	Y							Y					Y					Y		Y	
		EPA 625	MLA-007																									Y	Y		Y	Y		Y	Y	
		EPA 8270	MLA-007				Y	Y			Y	Y	Y	Y	Y																					
	Alpha-HCH	AXYS MLA-007	MLA-007		Y	Y		Y							Y	Y							Y					Y							Y	
		AXYS MLA-028	MLA-028		Y	Y		Y					Y		Y	Y							Y					Y					Y		Y	
		EPA 625	MLA-007																									Y	Y		Y	Y		Y	Y	
		EPA 8270	MLA-007				Y	Y			Y	Y	Y	Y	Y																					
	Beta-HCH	AXYS MLA-007	MLA-007		Y	Y		Y							Y	Y							Y					Y							Y	
		AXYS MLA-028	MLA-028		Y	Y		Y					Y		Y	Y							Y					Y					Y		Y	
		EPA 625	MLA-007																									Y	Y		Y	Y		Y	Y	

Accreditation Scope

AXYS Analytical Services Ltd.
file ref.: ACC-101 Rev.23

Compound Class	Compound	Accredited Method ID	AXYS Method ID	Pulp	Serum	Solids										Tissue						Urine	Water	Water, Drinking				Water, Non-Potable								
				CALA	CALA	CALA	California DPH	Florida DOH	Minnesota DOH	New Jersey DEP	New York DOH	Virginia DGS	Washington DE	Maine DOH	ANAB	CALA	Florida DOH	Minnesota DOH	New Jersey DEP	Virginia DGS	ANAB	CALA	CALA	Florida DOH	Minnesota DOH	New Jersey DEP	ANAB	California DPH	Florida DOH	Minnesota DOH	New Jersey DEP	New York DOH	Virginia DGS	Washington DE*	Maine DOH	ANAB	Pennsylvania DEP
		EPA 8270	MLA-007				Y	Y			Y	Y	Y	Y	Y																					
	Chlordane, technical	AXYS MLA-007	MLA-007					Y							Y														Y							Y	
		EPA 625	MLA-007																									Y							Y		
		EPA 8270	MLA-007				Y	Y			Y	Y		Y	Y														Y			Y	Y		Y	Y	
	cis-Chlordane (alpha-Chlordane)	AXYS MLA-007	MLA-007		Y	Y		Y							Y	Y							Y					Y							Y	
		AXYS MLA-028	MLA-028		Y	Y		Y					Y		Y	Y							Y					Y						Y	Y	
		EPA 8270	MLA-007					Y			Y		Y	Y	Y													Y			Y			Y	Y	
	cis-Nonachlor	AXYS MLA-007	MLA-007		Y	Y										Y							Y												
		AXYS MLA-028	MLA-028		Y	Y							Y			Y							Y										Y		
		EPA 8270	MLA-007										Y																							
	Delta-HCH	AXYS MLA-007	MLA-007		Y	Y		Y							Y	Y							Y						Y							Y	
		AXYS MLA-028	MLA-028		Y	Y		Y					Y		Y	Y							Y						Y					Y	Y	
		EPA 608	MLA-007																										Y							Y	
		EPA 8081	MLA-007					Y			Y	Y	Y		Y																						
	Dieldrin	AXYS MLA-007	MLA-007		Y	Y		Y							Y	Y							Y						Y							Y	
		AXYS MLA-028	MLA-028		Y	Y		Y					Y		Y	Y							Y						Y					Y	Y	
		EPA 608	MLA-007																									Y	Y			Y	Y		Y	Y	
		EPA 8081	MLA-007				Y	Y			Y	Y	Y	Y	Y																						
	Endosulphan I	AXYS MLA-007	MLA-007		Y	Y		Y							Y	Y							Y						Y							Y	
		AXYS MLA-028	MLA-028		Y	Y		Y					Y		Y	Y							Y						Y					Y	Y	
		EPA 608	MLA-007																									Y	Y			Y	Y		Y	Y	
		EPA 8081	MLA-007				Y	Y			Y	Y	Y	Y	Y																						
	Endosulphan II	AXYS MLA-007	MLA-007		Y	Y		Y							Y	Y							Y						Y							Y	
		AXYS MLA-028	MLA-028		Y	Y		Y					Y		Y	Y							Y						Y					Y	Y	
		EPA 608	MLA-007																									Y	Y			Y	Y		Y	Y	
		EPA 8081	MLA-007				Y	Y			Y	Y	Y	Y	Y																						
	Endosulphan sulphate	AXYS MLA-007	MLA-007		Y	Y		Y							Y	Y							Y						Y							Y	
		AXYS MLA-028	MLA-028		Y	Y		Y					Y		Y	Y							Y						Y					Y	Y	
		EPA 608	MLA-007																									Y	Y			Y	Y		Y	Y	
		EPA 8081	MLA-007				Y	Y			Y	Y	Y	Y	Y																						
	Endrin	AXYS MLA-007	MLA-007		Y	Y		Y							Y	Y							Y						Y							Y	
		AXYS MLA-028	MLA-028		Y	Y		Y					Y		Y	Y							Y						Y					Y	Y	
		EPA 608	MLA-007																									Y	Y			Y	Y		Y	Y	
		EPA 8081	MLA-007				Y	Y			Y	Y	Y	Y	Y																						
	Endrin aldehyde	AXYS MLA-007	MLA-007			Y		Y							Y	Y							Y						Y							Y	
		AXYS MLA-028	MLA-028		Y	Y		Y					Y		Y	Y							Y						Y					Y	Y	
		EPA 608	MLA-007																									Y	Y			Y	Y		Y	Y	
		EPA 8081	MLA-007				Y	Y			Y	Y	Y	Y	Y																						
	Endrin ketone	AXYS MLA-007	MLA-007		Y	Y		Y							Y	Y							Y						Y								
		AXYS MLA-028	MLA-028		Y	Y		Y					Y		Y	Y							Y											Y		
		EPA 8081	MLA-007					Y			Y		Y		Y																						
	Gamma-HCH (Lindane)	AXYS MLA-007	MLA-007		Y	Y		Y							Y	Y							Y						Y							Y	
		AXYS MLA-028	MLA-028		Y	Y		Y					Y		Y	Y							Y						Y					Y	Y	
		EPA 625	MLA-007																									Y	Y			Y	Y		Y	Y	
		EPA 8270	MLA-007				Y	Y			Y	Y	Y	Y	Y																						
	Heptachlor	AXYS MLA-007	MLA-007		Y	Y		Y							Y	Y							Y						Y							Y	
		AXYS MLA-028	MLA-028		Y	Y		Y					Y		Y	Y							Y						Y					Y	Y	
		EPA 625	MLA-007																									Y	Y			Y	Y		Y	Y	
		EPA 8270	MLA-007				Y	Y			Y	Y	Y	Y	Y																						
	Heptachlor epoxide	AXYS MLA-007	MLA-007		Y	Y		Y							Y	Y							Y						Y							Y	

Accreditation Scope

AXYS Analytical Services Ltd.
file ref.: ACC-101 Rev.23

				Pulp	Serum	Solids										Tissue						Urine	Water	Water, Drinking				Water, Non-Potable								
Compound Class	Compound	Accredited Method ID	AXYS Method ID	CALA	CALA	CALA	California DPH	Florida DOH	Minnesota DOH	New Jersey DEP	New York DOH	Virginia DGS	Washington DE	Maine DOH	ANAB	CALA	Florida DOH	Minnesota DOH	New Jersey DEP	Virginia DGS	ANAB	CALA	CALA	Florida DOH	Minnesota DOH	New Jersey DEP	ANAB	California DPH	Florida DOH	Minnesota DOH	New Jersey DEP	New York DOH	Virginia DGS	Washington DE*	Maine DOH	ANAB	Pennsylvania DEP
		AXYS MLA-028	MLA-028		Y	Y		Y					Y		Y	Y						Y						Y					Y		Y	
		EPA 608	MLA-007																									Y	Y			Y	Y		Y	Y	
		EPA 8081	MLA-007				Y	Y			Y	Y	Y	Y	Y																					
	Hexachlorobenzene	AXYS MLA-007	MLA-007		Y	Y		Y							Y	Y							Y						Y							Y	
		AXYS MLA-028	MLA-028		Y	Y		Y					Y		Y	Y							Y						Y					Y		Y	
		EPA 1625	MLA-007																									Y	Y			Y				Y	
		EPA 8270	MLA-007				Y	Y			Y	Y	Y	Y	Y																					
	Methoxychlor	AXYS MLA-007	MLA-007		Y	Y		Y							Y	Y							Y						Y							Y	
		AXYS MLA-028	MLA-028		Y	Y		Y					Y		Y	Y							Y						Y					Y		Y	
		EPA 608	MLA-007																										Y				Y	Y			Y	
		EPA 8081	MLA-007				Y	Y			Y	Y	Y	Y	Y																					
		SM6630B	MLA-007																									Y									
	Mirex	AXYS MLA-007	MLA-007		Y	Y		Y							Y	Y							Y						Y							Y	
		AXYS MLA-028	MLA-028		Y	Y							Y			Y							Y						Y					Y		Y	
		EPA 8270	MLA-007					Y			Y		Y																Y				Y	Y		Y	Y	
	Oxychlordane	AXYS MLA-007	MLA-007		Y	Y									Y	Y							Y														
		AXYS MLA-028	MLA-028		Y	Y							Y			Y							Y											Y			
		EPA 8270	MLA-007										Y																								
	Toxaphene	EPA 8270	MLA-007										Y																								
	trans-Chlordane (gamma-Chlordane)	AXYS MLA-007	MLA-007		Y	Y		Y							Y	Y							Y						Y							Y	
		AXYS MLA-028	MLA-028		Y	Y		Y					Y		Y	Y							Y						Y					Y		Y	
		EPA 8270	MLA-007					Y			Y		Y	Y	Y														Y				Y			Y	Y	
	trans-Nonachlor	AXYS MLA-007	MLA-007		Y	Y										Y																				
		AXYS MLA-028	MLA-028		Y	Y							Y			Y							Y											Y			
		EPA 8270	MLA-007										Y																								
PAH	1,2,6-Trimethylphenanthrene	AXYS MLA-021	MLA-021			Y																	Y													
	1,2-Dimethylnaphthalene	AXYS MLA-021	MLA-021			Y																	Y													
	1,4,6,7-Tetramethylnaphthalene	AXYS MLA-021	MLA-021			Y																	Y													
	1,7-Dimethylfluorene	AXYS MLA-021	MLA-021			Y																	Y													
	1,7-Dimethylphenanthrene	AXYS MLA-021	MLA-021			Y																	Y													
	1,8-Dimethylphenanthrene	AXYS MLA-021	MLA-021			Y																	Y													
	1-Methylchrysene	AXYS MLA-021	MLA-021			Y																	Y													
	1-Methylnaphthalene	AXYS MLA-021	MLA-021			Y																	Y													
	1-Methylphenanthrene	AXYS MLA-021	MLA-021			Y																	Y													
	2,3,5-Trimethylnaphthalene	AXYS MLA-021	MLA-021			Y																	Y													
	2,3,6-Trimethylnaphthalene	AXYS MLA-021	MLA-021			Y																	Y													
	2,4-Dimethyldibenzothiophene	AXYS MLA-021	MLA-021			Y																	Y													
	2,6-Dimethylnaphthalene	AXYS MLA-021	MLA-021			Y																	Y													
	2,6-Dimethylphenanthrene	AXYS MLA-021	MLA-021			Y																	Y													
	2/3-Methyldibenzothiophenes	AXYS MLA-021	MLA-021			Y																	Y													
	2-Methylanthracene	AXYS MLA-021	MLA-021			Y																	Y													
	2-Methylfluorene	AXYS MLA-021	MLA-021			Y																	Y													
	2-methylnaphthalene	AXYS MLA-021	MLA-021			Y		Y							Y								Y													
		EPA 8270	MLA-021				Y	Y			Y				Y																					
	2-Methylphenanthrene	AXYS MLA-021	MLA-021			Y																	Y													
	3,6-Dimethylphenanthrene	AXYS MLA-021	MLA-021			Y																	Y													
	3-Methylfluoranthene/ Benzo(a)fluorene	AXYS MLA-021	MLA-021			Y																	Y													
	3-Methylphenanthrene	AXYS MLA-021	MLA-021			Y																	Y													
	5,9-Dimethylchrysene	AXYS MLA-021	MLA-021			Y																	Y													
	5/6-Methylchrysenes	AXYS MLA-021	MLA-021			Y																	Y													

Accreditation Scope

AXYS Analytical Services Ltd.
file ref.: ACC-101 Rev.23

Compound Class	Compound	Accredited Method ID	AXYS Method ID	Pulp: CALA	Serum: CALA	Solids: CALA	Solids: California DPH	Solids: Florida DOH	Solids: Minnesota DOH	Solids: New Jersey DEP	Solids: New York DOH	Solids: Virginia DGS	Solids: Washington DE	Solids: Maine DOH	Solids: ANAB	Tissue: CALA	Tissue: Florida DOH	Tissue: Minnesota DOH	Tissue: New Jersey DEP	Tissue: Virginia DGS	Tissue: ANAB	Urine: CALA	Water: CALA	Water, Drinking: Florida DOH	Water, Drinking: Minnesota DOH	Water, Drinking: New Jersey DEP	Water, Drinking: ANAB	Water, Non-Potable: California DPH	Water, Non-Potable: Florida DOH	Water, Non-Potable: Minnesota DOH	Water, Non-Potable: New Jersey DEP	Water, Non-Potable: New York DOH	Water, Non-Potable: Virginia DGS	Water, Non-Potable: Washington DE*	Water, Non-Potable: Maine DOH	Water, Non-Potable: ANAB	Water, Non-Potable: Pennsylvania DEP
	7-Methylbenzo(a)pyrene	AXYS MLA-021	MLA-021			Y																Y													
	9/4-Methylphenanthrenes	AXYS MLA-021	MLA-021			Y																Y													
	Acenaphthene	AXYS MLA-021	MLA-021			Y		Y							Y	Y						Y							Y						Y	
		EPA 1625	MLA-021																									Y	Y			Y	Y			Y	
		EPA 8270	MLA-021				Y	Y			Y	Y		Y	Y																						
	Acenaphthylene	AXYS MLA-021	MLA-021			Y		Y							Y	Y						Y							Y						Y	
		EPA 1625	MLA-021																									Y	Y			Y	Y			Y	
		EPA 8270	MLA-021				Y	Y			Y	Y		Y	Y																						
	Anthracene	AXYS MLA-021	MLA-021			Y		Y							Y	Y						Y							Y						Y	
		EPA 1625	MLA-021																									Y	Y			Y	Y			Y	
		EPA 8270	MLA-021				Y	Y			Y	Y		Y	Y																						
	Benz[a]anthracene	AXYS MLA-021	MLA-021			Y		Y							Y	Y						Y							Y						Y	
		EPA 1625	MLA-021																									Y	Y			Y	Y			Y	
		EPA 8270	MLA-021				Y	Y			Y	Y		Y	Y																						
	Benzo[a]pyrene	AXYS MLA-021	MLA-021			Y		Y							Y	Y						Y							Y						Y	
		EPA 1625	MLA-021																									Y	Y			Y	Y			Y	
		EPA 8270	MLA-021				Y	Y			Y	Y		Y	Y																						
	Benzo[b]fluoranthene	AXYS MLA-021	MLA-021			Y		Y							Y	Y						Y							Y						Y	
		EPA 1625	MLA-021																									Y	Y			Y	Y		Y	Y	
		EPA 8270	MLA-021				Y	Y			Y	Y		Y	Y																						
	Benzo[e]pyrene	AXYS MLA-021	MLA-021			Y										Y						Y															
	Benzo[ghi]perylene	AXYS MLA-021	MLA-021			Y		Y							Y	Y						Y							Y						Y	
		EPA 1625	MLA-021																									Y	Y			Y	Y			Y	
		EPA 8270	MLA-021				Y	Y			Y	Y		Y	Y																						
	Benzo[j/k]fluoranthenes	AXYS MLA-021	MLA-021													Y						Y															
	Benzo[k]fluoranthene	AXYS MLA-021	MLA-021					Y							Y							Y							Y						Y	
		EPA 1625	MLA-021																									Y	Y			Y	Y		Y	Y	
		EPA 8270	MLA-021				Y	Y			Y			Y	Y																						
	Biphenyl	AXYS MLA-021	MLA-021			Y																Y															
	C1-Acenaphthenes	AXYS MLA-021	MLA-021			Y																Y															
	C1-Benz(a)anthracenes/chrysenes	AXYS MLA-021	MLA-021			Y																Y															
	C1-Benzofluoranthenes/ Benzopyrenes	AXYS MLA-021	MLA-021			Y																Y															
	C1-Biphenyls	AXYS MLA-021	MLA-021			Y																Y															
	C1-Dibenzothiophene	AXYS MLA-021	MLA-021			Y																Y															
	C1-Fluoranthenes/Pyrenes	AXYS MLA-021	MLA-021			Y																Y															
	C1-Fluorenes	AXYS MLA-021	MLA-021			Y																Y															
	C1-Naphthalenes	AXYS MLA-021	MLA-021			Y																Y															
	C1-Phenanthrenes/Anthracenes	AXYS MLA-021	MLA-021			Y																Y															
	C2-Benz(a)anthracenes/Chrysenes	AXYS MLA-021	MLA-021			Y																Y															
	C2-Benzofluoranthenes/ Benzopyrenes	AXYS MLA-021	MLA-021			Y																Y															
	C2-Biphenyls	AXYS MLA-021	MLA-021			Y																Y															
	C2-Dibenzothiophene	AXYS MLA-021	MLA-021			Y																Y															
	C2-Fluoranthenes/Pyrenes	AXYS MLA-021	MLA-021			Y																Y															
	C2-Fluorenes	AXYS MLA-021	MLA-021			Y																Y															
	C2-Naphthalenes	AXYS MLA-021	MLA-021			Y																Y															
	C2-Phenanthrenes/Anthracenes	AXYS MLA-021	MLA-021			Y																Y															
	C3-Benz(a)anthracenes/Chrysenes	AXYS MLA-021	MLA-021			Y																Y															
	C3-Dibenzothiophene	AXYS MLA-021	MLA-021			Y																Y															
	C3-Fluoranthenes/Pyrenes	AXYS MLA-021	MLA-021			Y																Y															
	C3-Fluorenes	AXYS MLA-021	MLA-021			Y																Y															

Accreditation Scope

AXYS Analytical Services Ltd.
file ref.: ACC-101 Rev.23

Compound Class	Compound	Accredited Method ID	AXYS Method ID	Pulp: CALA	Serum: CALA	Solids: CALA	Solids: California DPH	Solids: Florida DOH	Solids: Minnesota DOH	Solids: New Jersey DEP	Solids: New York DOH	Solids: Virginia DGS	Solids: Washington DE	Solids: Maine DOH	Solids: ANAB	Tissue: CALA	Tissue: Florida DOH	Tissue: Minnesota DOH	Tissue: New Jersey DEP	Tissue: Virginia DGS	Tissue: ANAB	Urine: CALA	Water: CALA	Water, Drinking: Florida DOH	Water, Drinking: Minnesota DOH	Water, Drinking: New Jersey DEP	Water, Drinking: ANAB	Water, Non-Potable: California DPH	Water, Non-Potable: Florida DOH	Water, Non-Potable: Minnesota DOH	Water, Non-Potable: New Jersey DEP	Water, Non-Potable: New York DOH	Water, Non-Potable: Virginia DGS	Water, Non-Potable: Washington DE*	Water, Non-Potable: Maine DOH	Water, Non-Potable: ANAB	Water, Non-Potable: Pennsylvania DEP
	C3-Naphthalenes	AXYS MLA-021	MLA-021			Y																Y													
	C3-Phenanthrenes/Anthracenes	AXYS MLA-021	MLA-021			Y																Y													
	C4-Benz(a)anthracenes/Chrysenes	AXYS MLA-021	MLA-021			Y																Y													
	C4-Dibenzothiophene	AXYS MLA-021	MLA-021			Y																Y													
	C4-Fluoranthenes/Pyrenes	AXYS MLA-021	MLA-021			Y																Y													
	C4-Naphthalenes	AXYS MLA-021	MLA-021			Y																Y													
	C4-Phenanthrenes/Anthracenes	AXYS MLA-021	MLA-021			Y																Y													
	Chrysene	AXYS MLA-021	MLA-021			Y		Y							Y	Y						Y							Y						Y	
		EPA 1625	MLA-021																									Y	Y			Y	Y		Y	
		EPA 8270	MLA-021				Y	Y			Y	Y		Y	Y																					
	Dibenz[ah]anthracene	AXYS MLA-021	MLA-021			Y										Y							Y													
	Dibenzo[ah]anthracene	AXYS MLA-021	MLA-021					Y							Y														Y						Y	
		EPA 1625	MLA-021																									Y	Y			Y	Y		Y	
		EPA 8270	MLA-021				Y	Y			Y	Y		Y	Y																					
	Dibenzothiophene	AXYS MLA-021	MLA-021			Y																Y													
	Fluoranthene	AXYS MLA-021	MLA-021			Y		Y							Y	Y						Y							Y						Y	
		EPA 1625	MLA-021																									Y	Y			Y	Y		Y	
		EPA 8270	MLA-021				Y	Y			Y	Y		Y	Y																					
	Fluorene	AXYS MLA-021	MLA-021			Y		Y							Y	Y						Y							Y						Y	
		EPA 1625	MLA-021																									Y	Y			Y	Y		Y	
		EPA 8270	MLA-021				Y	Y			Y	Y		Y	Y																					
	Indeno[1,2,3-cd]pyrene	AXYS MLA-021	MLA-021			Y		Y							Y	Y						Y							Y						Y	
		EPA 1625	MLA-021																									Y	Y			Y	Y		Y	
		EPA 8270	MLA-021				Y	Y			Y	Y		Y	Y																					
	Naphthalene	AXYS MLA-021	MLA-021			Y		Y							Y	Y						Y							Y						Y	
		EPA 1625	MLA-021																									Y	Y			Y	Y		Y	
		EPA 8270	MLA-021				Y	Y			Y	Y		Y	Y																					
	Perylene	AXYS MLA-021	MLA-021			Y										Y							Y													
	Phenanthrene	AXYS MLA-021	MLA-021			Y		Y							Y	Y						Y							Y						Y	
		EPA 1625	MLA-021																									Y	Y			Y	Y		Y	
		EPA 8270	MLA-021				Y	Y			Y	Y		Y	Y																					
	Pyrene	AXYS MLA-021	MLA-021			Y		Y							Y	Y						Y							Y						Y	
		EPA 1625	MLA-021																									Y	Y			Y	Y		Y	
		EPA 8270	MLA-021				Y	Y			Y	Y		Y	Y																					
	Retene	AXYS MLA-021	MLA-021			Y																	Y													
Parabens	Benzylparaben (Benzyl 4-hydroxybenzoate)	AXYS MLA-064	MLA-064																			Y													
	Butylparaben (n-Butyl 4-hydroxybenzoate and isobutyl 4-hydroxybenzoate)	AXYS MLA-064	MLA-064																			Y													
	Ethylparaben (Ethyl 4-hydroxybenzoate)	AXYS MLA-064	MLA-064																			Y													
	Isopropylparaben (Isopropyl 4-hydroxybenzoate)	AXYS MLA-064	MLA-064																			Y													
	Methylparaben (Methyl 4-hydroxybenzoate)	AXYS MLA-064	MLA-064																			Y													
	n-Propylparaben (Propyl 4-hydroxybenzoate)	AXYS MLA-064	MLA-064																			Y													
PBDPE	BDE 10 2,6-dibromodiphenylether	EPA 1614	MLA-033										Y																					Y		
		AXYS MLA-033	MLA-033		Y	Y										Y							Y													
	BDE 100 2,2',4,4',6-pentabromodiphenylether	EPA 1614	MLA-033										Y																					Y		
		AXYS MLA-033	MLA-033		Y	Y										Y							Y													
	BDE 105 2,3,3',4,4'-pentabromodiphenylether	EPA 1614	MLA-033										Y																					Y		
		AXYS MLA-033	MLA-033		Y	Y										Y							Y													
	BDE 11 3,3'-dibromodiphenylether	EPA 1614	MLA-033										Y																					Y		
		AXYS MLA-033	MLA-033		Y	Y										Y							Y													
	BDE 116 2,3,4,5,6-pentabromodiphenylether	EPA 1614	MLA-033										Y																					Y		

Accreditation Scope

AXYS Analytical Services Ltd.
file ref.: ACC-101 Rev.23

Compound Class	Compound	Accredited Method ID	AXYS Method ID	Pulp	Serum	Solids									Tissue						Urine	Water	Water, Drinking				Water, Non-Potable								
				CALA	CALA	CALA	California DPH	Florida DOH	Minnesota DOH	New Jersey DEP	New York DOH	Virginia DGS	Washington DE	Maine DOH	ANAB	CALA	Florida DOH	Minnesota DOH	New Jersey DEP	Virginia DGS	ANAB	CALA	CALA	Florida DOH	Minnesota DOH	New Jersey DEP	ANAB	California DPH	Florida DOH	Minnesota DOH	New Jersey DEP	New York DOH	Virginia DGS	Washington DE*	Maine DOH	ANAB	Pennsylvania DEP
		AXYS MLA-033	MLA-033		Y	Y									Y							Y													
	BDE 119 2,3',4,4',6-pentabromodiphenylether	EPA 1614	MLA-033										Y																				Y		
		AXYS MLA-033	MLA-033		Y	Y									Y							Y													
	BDE 12 3,4-dibromodiphenylether	EPA 1614	MLA-033										Y																				Y		
		AXYS MLA-033	MLA-033		Y	Y									Y							Y													
	BDE 126 3,3',4,4',5-pentabromodiphenylether	EPA 1614	MLA-033										Y																				Y		
		AXYS MLA-033	MLA-033		Y	Y									Y							Y													
	BDE 13 3,4'-dibromodiphenylether	EPA 1614	MLA-033										Y																				Y		
		AXYS MLA-033	MLA-033		Y	Y									Y							Y													
	BDE 140 2,2',3,4,4',6'-hexabromodiphenylether	EPA 1614	MLA-033										Y																				Y		
		AXYS MLA-033	MLA-033		Y	Y									Y							Y													
	BDE 15 4,4'-dibromodiphenylether	EPA 1614	MLA-033										Y																				Y		
		AXYS MLA-033	MLA-033		Y	Y									Y							Y													
	BDE 153 2,2',4,4',5,5'-hexabromodiphenylether	EPA 1614	MLA-033										Y																				Y		
		AXYS MLA-033	MLA-033		Y	Y									Y							Y													
	BDE 154 2,2',4,4',5',6-hexabromodiphenylether	EPA 1614	MLA-033										Y																				Y		
		AXYS MLA-033	MLA-033		Y	Y									Y							Y													
	BDE 155 2,2',4,4',6,6'-hexabromodiphenylether	EPA 1614	MLA-033										Y																				Y		
		AXYS MLA-033	MLA-033		Y	Y									Y							Y													
	BDE 166 2,3,4,4',5,6-hexabromodiphenylether	EPA 1614	MLA-033										Y																				Y		
		AXYS MLA-033	MLA-033		Y	Y									Y							Y													
	BDE 17 2,2',4-tribromodiphenylether	EPA 1614	MLA-033										Y																				Y		
		AXYS MLA-033	MLA-033		Y	Y									Y							Y													
	BDE 181 2,2',3,4,4',5,6-heptabromodiphenylether	EPA 1614	MLA-033										Y																				Y		
		AXYS MLA-033	MLA-033		Y	Y									Y							Y													
	BDE 190 2,3,3',4,4',5,6-heptabromodiphenylether	EPA 1614	MLA-033										Y																				Y		
		AXYS MLA-033	MLA-033		Y	Y									Y							Y													
	BDE 206 2,2',3,3',4,4',5,5',6-nonabromodiphenylether	EPA 1614	MLA-033										Y																				Y		
		AXYS MLA-033	MLA-033		Y	Y									Y							Y													
	BDE 207 2,2',3,3',4,4',5,6,6'-nonabromodiphenylether	EPA 1614	MLA-033										Y																				Y		
		AXYS MLA-033	MLA-033		Y	Y									Y							Y													
	BDE 208 2,2',3,3',4,5,5',6,6'-nonabromodiphenylether	EPA 1614	MLA-033										Y																				Y		
		AXYS MLA-033	MLA-033		Y	Y									Y							Y													
	BDE 209 Decabromodiphenylether	EPA 1614	MLA-033										Y																				Y		
		AXYS MLA-033	MLA-033		Y	Y									Y							Y													
	BDE 25 2,3',4-tribromodiphenylether	EPA 1614	MLA-033										Y																				Y		
		AXYS MLA-033	MLA-033		Y	Y									Y							Y													
	BDE 28 2,4,4'-tribromodiphenylether	EPA 1614	MLA-033										Y																				Y		
		AXYS MLA-033	MLA-033		Y	Y									Y							Y													
	BDE 30 2,4,6-tribromodiphenylether	EPA 1614	MLA-033										Y																				Y		
		AXYS MLA-033	MLA-033		Y	Y									Y							Y													
	BDE 35 3,3',4-tribromodiphenylether	EPA 1614	MLA-033										Y																				Y		
		AXYS MLA-033	MLA-033		Y	Y									Y							Y													
	BDE 37 3,4,4'-tribromodiphenylether	EPA 1614	MLA-033										Y																				Y		
		AXYS MLA-033	MLA-033		Y	Y									Y							Y													
	BDE 47 2,2',4,4'-tetrabromodiphenylether	EPA 1614	MLA-033										Y																				Y		
		AXYS MLA-033	MLA-033		Y	Y									Y							Y													
	BDE 49 2,2',4,5'-tetrabromodiphenylether	EPA 1614	MLA-033										Y																				Y		
		AXYS MLA-033	MLA-033		Y	Y									Y							Y													
	BDE 66 2,3',4,4'-tetrabromodiphenylether	EPA 1614	MLA-033										Y																				Y		

Accreditation Scope

AXYS Analytical Services Ltd.
file ref.: ACC-101 Rev.23

Compound Class	Compound	Accredited Method ID	AXYS Method ID	Pulp	Serum	Solids										Tissue						Urine	Water	Water, Drinking				Water, Non-Potable									
				CALA	CALA	CALA	California DPH	Florida DOH	Minnesota DOH	New Jersey DEP	New York DOH	Virginia DGS	Washington DE	Maine DOH	ANAB	CALA	Florida DOH	Minnesota DOH	New Jersey DEP	Virginia DGS	ANAB	CALA	CALA	Florida DOH	Minnesota DOH	New Jersey DEP	ANAB	California DPH	Florida DOH	Minnesota DOH	New Jersey DEP	New York DOH	Virginia DGS	Washington DE*	Maine DOH	ANAB	Pennsylvania DEP
		AXYS MLA-033	MLA-033		Y	Y									Y							Y														
	BDE 7 2,4-dibromodiphenylether	EPA 1614	MLA-033										Y																					Y			
		AXYS MLA-033	MLA-033		Y	Y										Y							Y														
	BDE 75 2,4,4',6-tetrabromodiphenylether	EPA 1614	MLA-033										Y																					Y			
		AXYS MLA-033	MLA-033		Y	Y										Y							Y														
	BDE 77 3,3',4,4'-tetrabromodiphenylether	EPA 1614	MLA-033										Y																					Y			
		AXYS MLA-033	MLA-033		Y	Y										Y							Y														
	BDE 8 2,4'-dibromodiphenylether	EPA 1614	MLA-033										Y																					Y			
		AXYS MLA-033	MLA-033		Y	Y										Y							Y														
	BDE 85 2,2',3,4,4'-pentabromodiphenylether	EPA 1614	MLA-033										Y																					Y			
		AXYS MLA-033	MLA-033		Y	Y										Y							Y														
	BDE 99 2,2',4,4',5-pentabromodiphenylether	EPA 1614	MLA-033										Y																					Y			
		AXYS MLA-033	MLA-033		Y	Y										Y							Y														
	BDE-183 2,2',3,4,4',5',6-heptabromodiphenylether	EPA 1614	MLA-033										Y																					Y			
		AXYS MLA-033	MLA-033		Y	Y										Y							Y														
	BDE-33 2',3,4-tribromodiphenylether	EPA 1614	MLA-033										Y																					Y			
		AXYS MLA-033	MLA-033		Y	Y										Y							Y														
PCB	PCB 1 2-Chlorobiphenyl	EPA 1668	MLA-010					Y		Y	Y	Y	Y	Y	Y														Y		Y	Y	Y	Y		Y	Y
		EPA 8270	MLA-007										Y																								
		AXYS MLA-010	MLA-010		Y	Y		Y							Y									Y					Y							Y		
	PCB 10 2,6-Dichlorobiphenyl	EPA 1668	MLA-010					Y		Y	Y	Y	Y		Y														Y		Y	Y	Y	Y		Y	Y
		AXYS MLA-010	MLA-010		Y	Y		Y							Y									Y					Y							Y		
	PCB 100 2,2',4,4',6-Pentachlorobiphenyl	EPA 1668	MLA-010					Y		Y	Y	Y	Y	Y	Y														Y		Y	Y	Y	Y		Y	Y
		EPA 8270	MLA-007										Y																								
		AXYS MLA-010	MLA-010		Y	Y		Y							Y									Y					Y							Y		
	PCB 101 2,2',4,5,5'-Pentachlorobiphenyl	EPA 1668	MLA-010					Y		Y	Y	Y	Y	Y	Y														Y		Y	Y	Y	Y		Y	Y
		AXYS MLA-010	MLA-010		Y	Y		Y							Y									Y					Y							Y		
	PCB 101/90/89	AXYS MLA-007	MLA-007			Y										Y							Y														
		EPA 8270	MLA-007										Y																								
	PCB 102 2,2',4,5,6'-Pentachlorobiphenyl	EPA 1668	MLA-010					Y		Y	Y	Y	Y	Y	Y														Y		Y	Y	Y	Y		Y	Y
		AXYS MLA-010	MLA-010		Y	Y		Y							Y									Y					Y							Y		
	PCB 103 2,2',4,5',6-Pentachlorobiphenyl	EPA 1668	MLA-010					Y		Y	Y	Y	Y	Y	Y														Y		Y	Y	Y	Y		Y	Y
		EPA 8270	MLA-007										Y																								
		AXYS MLA-010	MLA-010		Y	Y		Y							Y									Y					Y							Y		
	PCB 104 2,2',4,6,6'-Pentachlorobiphenyl	EPA 1668	MLA-010					Y		Y	Y	Y	Y	Y	Y														Y		Y	Y	Y	Y		Y	Y
		EPA 8270	MLA-007										Y																								
		AXYS MLA-010	MLA-010		Y	Y		Y							Y									Y					Y							Y		
	PCB 105 2,3,3',4,4'-Pentachlorobiphenyl	EPA 1668	MLA-010					Y		Y	Y	Y	Y	Y	Y														Y		Y	Y	Y	Y		Y	Y
		AXYS MLA-010	MLA-010		Y	Y		Y							Y									Y					Y							Y		
	PCB 105/127	AXYS MLA-007	MLA-007			Y										Y							Y														
		EPA 8270	MLA-007										Y																								
	PCB 106 2,3,3',4,5-Pentachlorobiphenyl	EPA 1668	MLA-010					Y		Y	Y	Y	Y	Y	Y														Y		Y	Y	Y	Y		Y	Y
		AXYS MLA-010	MLA-010		Y	Y		Y							Y									Y					Y							Y		
	PCB 107 2,3,3',4',5-Pentachlorobiphenyl	EPA 1668	MLA-010					Y		Y	Y	Y	Y	Y	Y														Y		Y	Y	Y	Y		Y	Y
		AXYS MLA-010	MLA-010		Y	Y		Y							Y									Y					Y							Y		
	PCB 107/109	AXYS MLA-007	MLA-007			Y										Y							Y														
		EPA 8270	MLA-007										Y																								
	PCB 108 2,3,3',4,5'-Pentachlorobiphenyl	EPA 1668	MLA-010					Y		Y	Y	Y	Y	Y	Y														Y		Y	Y	Y	Y		Y	Y
		AXYS MLA-010	MLA-010		Y	Y		Y							Y									Y					Y							Y		
	PCB 109 2,3,3',4,6-Pentachlorobiphenyl	EPA 1668	MLA-010					Y		Y	Y	Y	Y	Y	Y														Y		Y	Y	Y	Y		Y	Y

Accreditation Scope

AXYS Analytical Services Ltd.
file ref.: ACC-101 Rev.23

Compound Class	Compound	Accredited Method ID	AXYS Method ID	Pulp: CALA	Serum: CALA	Solids: CALA	Solids: California DPH	Solids: Florida DOH	Solids: Minnesota DOH	Solids: New Jersey DEP	Solids: New York DOH	Solids: Virginia DGS	Solids: Washington DE	Solids: Maine DOH	Solids: ANAB	Tissue: CALA	Tissue: Florida DOH	Tissue: Minnesota DOH	Tissue: New Jersey DEP	Tissue: Virginia DGS	Tissue: ANAB	Urine: CALA	Water: CALA	Water, Drinking: Florida DOH	Water, Drinking: Minnesota DOH	Water, Drinking: New Jersey DEP	Water, Drinking: ANAB	Water, Non-Potable: California DPH	Water, Non-Potable: Florida DOH	Water, Non-Potable: Minnesota DOH	Water, Non-Potable: New Jersey DEP	Water, Non-Potable: New York DOH	Water, Non-Potable: Virginia DGS	Water, Non-Potable: Washington DE*	Water, Non-Potable: Maine DOH	Water, Non-Potable: ANAB	Water, Non-Potable: Pennsylvania DEP
		AXYS MLA-010	MLA-010		Y	Y		Y							Y	Y						Y						Y							Y	
	PCB 11 3,3'-Dichlorobiphenyl	EPA 1668	MLA-010					Y			Y	Y	Y	Y	Y													Y			Y	Y	Y	Y		Y	Y
		EPA 8270	MLA-007										Y																								
		AXYS MLA-010	MLA-010		Y	Y		Y							Y	Y							Y						Y							Y	
	PCB 110 2,3,3',4',6-Pentachlorobiphenyl	AXYS MLA-007	MLA-007			Y										Y							Y														
		EPA 1668	MLA-010					Y			Y	Y	Y	Y	Y													Y			Y	Y	Y	Y		Y	Y
		EPA 8270	MLA-007										Y																								
		AXYS MLA-010	MLA-010		Y	Y		Y							Y	Y							Y						Y							Y	
	PCB 111 2,3,3',5,5'-Pentachlorobiphenyl	EPA 1668	MLA-010					Y			Y	Y	Y	Y	Y													Y			Y	Y	Y	Y		Y	Y
		AXYS MLA-010	MLA-010		Y	Y		Y							Y	Y							Y						Y							Y	
	PCB 111/117	EPA 8270	MLA-007										Y																								
	PCB 112 2,3,3',5,6-Pentachlorobiphenyl	EPA 1668	MLA-010					Y			Y	Y	Y	Y	Y													Y			Y	Y	Y	Y		Y	Y
		EPA 8270	MLA-007										Y																								
		AXYS MLA-010	MLA-010		Y	Y		Y							Y	Y							Y						Y							Y	
	PCB 113 2,3,3',5',6-Pentachlorobiphenyl	EPA 1668	MLA-010					Y			Y	Y	Y	Y	Y													Y			Y	Y	Y	Y		Y	Y
		EPA 8270	MLA-007										Y																								
		AXYS MLA-010	MLA-010		Y	Y		Y							Y	Y							Y						Y							Y	
	PCB 114 2,3,4,4',5-Pentachlorobiphenyl	EPA 1668	MLA-010					Y			Y	Y	Y	Y	Y													Y			Y	Y	Y	Y		Y	Y
		EPA 8270	MLA-007										Y																								
		AXYS MLA-010	MLA-010		Y	Y		Y							Y	Y							Y						Y							Y	
	PCB 115 2,3,4,4',6-Pentachlorobiphenyl	EPA 1668	MLA-010					Y			Y	Y	Y	Y	Y													Y			Y	Y	Y	Y		Y	Y
		AXYS MLA-010	MLA-010		Y	Y		Y							Y	Y							Y						Y							Y	
	PCB 116 2,3,4,5,6-Pentachlorobiphenyl	EPA 1668	MLA-010					Y			Y	Y	Y	Y	Y													Y			Y	Y	Y	Y		Y	Y
		AXYS MLA-010	MLA-010		Y	Y		Y							Y	Y							Y						Y							Y	
	PCB 117 2,3,4',5,6-Pentachlorobiphenyl	EPA 1668	MLA-010					Y			Y	Y	Y	Y	Y													Y			Y	Y	Y	Y		Y	Y
		AXYS MLA-010	MLA-010		Y	Y		Y							Y	Y							Y						Y							Y	
	PCB 118 2,3',4,4',5-Pentachlorobiphenyl	AXYS MLA-901	MLA-901		Y																															
		EPA 1668	MLA-010					Y			Y	Y	Y	Y	Y													Y			Y	Y	Y	Y		Y	Y
		AXYS MLA-010	MLA-010		Y	Y		Y							Y	Y							Y						Y							Y	
	PCB 118/106	AXYS MLA-007	MLA-007			Y										Y							Y														
		EPA 8270	MLA-007										Y																								
	PCB 119 2,3',4,4',6-Pentachlorobiphenyl	EPA 1668	MLA-010					Y			Y	Y	Y	Y	Y													Y			Y	Y	Y	Y		Y	Y
		EPA 8270	MLA-007										Y																								
		AXYS MLA-010	MLA-010		Y	Y		Y							Y	Y							Y						Y							Y	
	PCB 12 3,4-Dichlorobiphenyl	EPA 1668	MLA-010					Y			Y	Y	Y	Y	Y													Y			Y	Y	Y	Y		Y	Y
		AXYS MLA-010	MLA-010		Y	Y		Y							Y	Y							Y						Y							Y	
	PCB 12/13	EPA 8270	MLA-007										Y																								
	PCB 120 2,3',4,5,5'-Pentachlorobiphenyl	EPA 1668	MLA-010					Y			Y	Y	Y	Y	Y													Y			Y	Y	Y	Y		Y	Y
		AXYS MLA-010	MLA-010		Y	Y		Y							Y	Y							Y						Y							Y	
	PCB 121 2,3',4,5',6-Pentachlorobiphenyl	EPA 1668	MLA-010					Y			Y	Y	Y	Y	Y													Y			Y	Y	Y	Y		Y	Y
		AXYS MLA-010	MLA-010		Y	Y		Y							Y	Y							Y						Y							Y	
	PCB 122 2,3,3',4',5'-Pentachlorobiphenyl	EPA 1668	MLA-010					Y			Y	Y	Y	Y	Y													Y			Y	Y	Y	Y		Y	Y
		EPA 8270	MLA-007										Y																								
		AXYS MLA-010	MLA-010		Y	Y		Y							Y	Y							Y						Y							Y	
	PCB 123 2,3',4,4',5'-Pentachlorobiphenyl	EPA 1668	MLA-010					Y			Y	Y	Y	Y	Y													Y			Y	Y	Y	Y		Y	Y
		EPA 8270	MLA-007										Y																								
		AXYS MLA-010	MLA-010		Y	Y		Y							Y	Y							Y						Y							Y	
	PCB 124 2,3',4',5,5'-Pentachlorobiphenyl	EPA 1668	MLA-010					Y			Y	Y	Y	Y	Y													Y			Y	Y	Y	Y		Y	Y
		EPA 8270	MLA-007										Y																								
		AXYS MLA-010	MLA-010		Y	Y		Y							Y	Y							Y						Y							Y	

Accreditation Scope

AXYS Analytical Services Ltd.
file ref.: ACC-101 Rev.23

Compound Class	Compound	Accredited Method ID	AXYS Method ID	Pulp	Serum	Solids										Tissue						Urine	Water	Water, Drinking				Water, Non-Potable								
				CALA	CALA	CALA	California DPH	Florida DOH	Minnesota DOH	New Jersey DEP	New York DOH	Virginia DGS	Washington DE	Maine DOH	ANAB	CALA	Florida DOH	Minnesota DOH	New Jersey DEP	Virginia DGS	ANAB	CALA	CALA	Florida DOH	Minnesota DOH	New Jersey DEP	ANAB	California DPH	Florida DOH	Minnesota DOH	New Jersey DEP	New York DOH	Virginia DGS	Washington DE*	Maine DOH	ANAB	Pennsylvania DEP
	PCB 125 2,3',4',5',6-Pentachlorobiphenyl	EPA 1668	MLA-010					Y		Y	Y	Y	Y	Y	Y														Y		Y	Y	Y	Y		Y	Y
		EPA 8270	MLA-007										Y																								
		AXYS MLA-010	MLA-010		Y	Y		Y							Y	Y							Y						Y							Y	
	PCB 126 3,3',4,4',5-Pentachlorobiphenyl	AXYS MLA-007	MLA-007			Y										Y							Y														
		EPA 1668	MLA-010					Y		Y	Y	Y	Y	Y	Y														Y		Y	Y	Y	Y		Y	Y
		EPA 8270	MLA-007										Y																								
		AXYS MLA-010	MLA-010		Y	Y		Y							Y	Y							Y						Y							Y	
	PCB 127 3,3',4,5,5'-Pentachlorobiphenyl	EPA 1668	MLA-010					Y		Y	Y	Y	Y	Y	Y														Y		Y	Y	Y	Y		Y	Y
		AXYS MLA-010	MLA-010		Y	Y		Y							Y	Y							Y						Y							Y	
	PCB 128 2,2',3,3',4,4'-Hexachlorobiphenyl	AXYS MLA-007	MLA-007			Y										Y							Y														
		EPA 1668	MLA-010					Y		Y	Y	Y	Y	Y	Y														Y		Y	Y	Y	Y		Y	Y
		EPA 8270	MLA-007										Y																								
		AXYS MLA-010	MLA-010		Y	Y		Y							Y	Y							Y						Y							Y	
	PCB 129 2,2',3,3',4,5-Hexachlorobiphenyl	AXYS MLA-007	MLA-007			Y										Y							Y														
		EPA 1668	MLA-010					Y		Y	Y	Y	Y	Y	Y														Y		Y	Y	Y	Y		Y	Y
		EPA 8270	MLA-007										Y																								
		AXYS MLA-010	MLA-010		Y	Y		Y							Y	Y							Y						Y							Y	
	PCB 13 3,4'-Dichlorobiphenyl	EPA 1668	MLA-010					Y		Y	Y	Y	Y	Y	Y														Y		Y	Y	Y	Y		Y	Y
		AXYS MLA-010	MLA-010		Y	Y		Y							Y	Y							Y						Y							Y	
	PCB 130 2,2',3,3',4,5'-Hexachlorobiphenyl	AXYS MLA-007	MLA-007			Y										Y							Y														
		EPA 1668	MLA-010					Y		Y	Y	Y	Y		Y														Y		Y	Y	Y	Y		Y	Y
		EPA 8270	MLA-007										Y																								
		AXYS MLA-010	MLA-010		Y	Y		Y							Y	Y							Y						Y							Y	
	PCB 131 2,2',3,3',4,6-Hexachlorobiphenyl	EPA 1668	MLA-010					Y		Y	Y	Y	Y	Y	Y														Y		Y	Y	Y	Y		Y	Y
		AXYS MLA-010	MLA-010		Y	Y		Y							Y	Y							Y						Y							Y	
	PCB 131/142	AXYS MLA-007	MLA-007			Y										Y							Y														
		EPA 8270	MLA-007										Y																								
	PCB 132 2,2',3,3',4,6'-Hexachlorobiphenyl	EPA 1668	MLA-010					Y		Y	Y	Y	Y	Y	Y														Y		Y	Y	Y	Y		Y	Y
		AXYS MLA-010	MLA-010		Y	Y		Y							Y	Y							Y						Y							Y	
	PCB 132/168	EPA 8270	MLA-007										Y																								
	PCB 133 2,2',3,3',5,5'-Hexachlorobiphenyl	EPA 1668	MLA-010					Y		Y	Y	Y	Y	Y	Y														Y		Y	Y	Y	Y		Y	Y
		EPA 8270	MLA-007										Y																								
		AXYS MLA-010	MLA-010		Y	Y		Y							Y	Y							Y						Y							Y	
	PCB 134 2,2',3,3',5,6-Hexachlorobiphenyl	EPA 1668	MLA-010					Y		Y	Y	Y	Y	Y	Y														Y		Y	Y	Y	Y		Y	Y
		AXYS MLA-010	MLA-010		Y	Y		Y							Y	Y							Y						Y							Y	
	PCB 134/143	AXYS MLA-007	MLA-007			Y										Y							Y														
		EPA 8270	MLA-007										Y																								
	PCB 135 2,2',3,3',5,6'-Hexachlorobiphenyl	EPA 1668	MLA-010					Y		Y	Y	Y	Y	Y	Y														Y		Y	Y	Y	Y		Y	Y
		AXYS MLA-010	MLA-010		Y	Y		Y							Y	Y							Y						Y							Y	
	PCB 136 2,2',3,3',6,6'-Hexachlorobiphenyl	AXYS MLA-007	MLA-007			Y										Y							Y														
		EPA 1668	MLA-010					Y		Y	Y	Y	Y	Y	Y														Y		Y	Y	Y	Y		Y	Y
		EPA 8270	MLA-007										Y																								
		AXYS MLA-010	MLA-010		Y	Y		Y							Y	Y							Y						Y							Y	
	PCB 137 2,2',3,4,4',5-Hexachlorobiphenyl	AXYS MLA-007	MLA-007			Y										Y							Y														
		EPA 1668	MLA-010					Y		Y	Y	Y	Y	Y	Y														Y		Y	Y	Y	Y		Y	Y
		EPA 8270	MLA-007										Y																								
		AXYS MLA-010	MLA-010		Y	Y		Y							Y	Y							Y						Y							Y	
	PCB 138 2,2',3,4,4',5'-Hexachlorobiphenyl	AXYS MLA-901	MLA-901		Y																																
		EPA 1668	MLA-010					Y		Y	Y	Y	Y	Y	Y														Y		Y	Y	Y	Y		Y	Y
		AXYS MLA-010	MLA-010		Y	Y		Y							Y	Y							Y						Y							Y	

Accreditation Scope

AXYS Analytical Services Ltd.
file ref.: ACC-101 Rev.23

Compound Class	Compound	Accredited Method ID	AXYS Method ID	Pulp	Serum	Solids										Tissue						Urine	Water	Water, Drinking				Water, Non-Potable									
				CALA	CALA	CALA	California DPH	Florida DOH	Minnesota DOH	New Jersey DEP	New York DOH	Virginia DGS	Washington DE	Maine DOH	ANAB	CALA	Florida DOH	Minnesota DOH	New Jersey DEP	Virginia DGS	ANAB	CALA	CALA	Florida DOH	Minnesota DOH	New Jersey DEP	ANAB	California DPH	Florida DOH	Minnesota DOH	New Jersey DEP	New York DOH	Virginia DGS	Washington DE*	Maine DOH	ANAB	Pennsylvania DEP
	PCB 138/163/164	AXYS MLA-007	MLA-007			Y										Y							Y														
		EPA 8270	MLA-007										Y																									
	PCB 139 2,2',3,4,4',6-Hexachlorobiphenyl	EPA 1668	MLA-010					Y		Y	Y	Y	Y	Y	Y														Y		Y	Y	Y	Y		Y	Y	
		AXYS MLA-010	MLA-010		Y	Y		Y							Y	Y							Y						Y							Y		
	PCB 14 3,5-Dichlorobiphenyl	EPA 1668	MLA-010					Y		Y	Y	Y	Y	Y	Y														Y		Y	Y	Y	Y		Y	Y	
		EPA 8270	MLA-007										Y																									
		AXYS MLA-010	MLA-010		Y	Y		Y							Y	Y							Y						Y							Y		
	PCB 140 2,2',3,4,4',6'-Hexachlorobiphenyl	EPA 1668	MLA-010					Y		Y	Y	Y	Y	Y	Y														Y		Y	Y	Y	Y		Y	Y	
		EPA 8270	MLA-007										Y																									
		AXYS MLA-010	MLA-010		Y	Y		Y							Y	Y							Y						Y							Y		
	PCB 141 2,2',3,4,5,5'-Hexachlorobiphenyl	EPA 1668	MLA-010					Y		Y	Y	Y	Y	Y	Y														Y		Y	Y	Y	Y		Y	Y	
		EPA 8270	MLA-007										Y																									
		AXYS MLA-010	MLA-010		Y	Y		Y							Y	Y							Y						Y							Y		
	PCB 142 2,2',3,4,5,6-Hexachlorobiphenyl	EPA 1668	MLA-010					Y		Y	Y	Y	Y	Y	Y														Y		Y	Y	Y	Y		Y	Y	
		AXYS MLA-010	MLA-010		Y	Y		Y							Y	Y							Y						Y							Y		
	PCB 143 2,2',3,4,5,6'-Hexachlorobiphenyl	EPA 1668	MLA-010					Y		Y	Y	Y	Y	Y	Y														Y		Y	Y	Y	Y		Y	Y	
		AXYS MLA-010	MLA-010		Y	Y		Y							Y	Y							Y						Y							Y		
	PCB 144 2,2',3,4,5',6-Hexachlorobiphenyl	EPA 1668	MLA-010					Y		Y	Y	Y	Y	Y	Y														Y		Y	Y	Y	Y		Y	Y	
		AXYS MLA-010	MLA-010		Y	Y		Y							Y	Y							Y						Y							Y		
	PCB 144/135	AXYS MLA-007	MLA-007			Y										Y							Y														
		EPA 8270	MLA-007										Y																									
	PCB 145 2,2',3,4,6,6'-Hexachlorobiphenyl	EPA 1668	MLA-010					Y		Y	Y	Y	Y	Y	Y														Y		Y	Y	Y	Y		Y	Y	
		EPA 8270	MLA-007										Y																									
		AXYS MLA-010	MLA-010		Y	Y		Y							Y	Y							Y						Y							Y		
	PCB 146 2,2',3,4',5,5'-Hexachlorobiphenyl	AXYS MLA-007	MLA-007			Y										Y							Y														
		AXYS MLA-901	MLA-901		Y																																	
		EPA 1668	MLA-010					Y		Y	Y	Y	Y	Y	Y														Y		Y	Y	Y	Y		Y	Y	
		EPA 8270	MLA-007										Y																									
		AXYS MLA-010	MLA-010		Y	Y		Y							Y	Y							Y						Y							Y		
	PCB 147 2,2',3,4',5,6-Hexachlorobiphenyl	EPA 1668	MLA-010					Y		Y	Y	Y	Y	Y	Y														Y		Y	Y	Y	Y		Y	Y	
		EPA 8270	MLA-007										Y																									
		AXYS MLA-010	MLA-010		Y	Y		Y							Y	Y							Y						Y							Y		
	PCB 148 2,2',3,4',5,6'-Hexachlorobiphenyl	EPA 1668	MLA-010					Y		Y	Y	Y	Y	Y	Y														Y		Y	Y	Y	Y		Y	Y	
		EPA 8270	MLA-007										Y																									
		AXYS MLA-010	MLA-010		Y	Y		Y							Y	Y							Y						Y							Y		
	PCB 149 2,2',3,4',5',6-Hexachlorobiphenyl	EPA 1668	MLA-010					Y		Y	Y	Y	Y	Y	Y														Y		Y	Y	Y	Y		Y	Y	
		AXYS MLA-010	MLA-010		Y	Y		Y							Y	Y							Y						Y							Y		
	PCB 149/139	AXYS MLA-007	MLA-007			Y										Y							Y														
		EPA 8270	MLA-007										Y																									
	PCB 15 4,4'-Dichlorobiphenyl	AXYS MLA-007	MLA-007			Y										Y							Y														
		EPA 1668	MLA-010					Y		Y	Y	Y	Y	Y	Y														Y		Y	Y	Y	Y		Y	Y	
		EPA 8270	MLA-007										Y																									
		AXYS MLA-010	MLA-010		Y	Y		Y							Y	Y							Y						Y							Y		
	PCB 150 2,2',3,4',6,6'-Hexachlorobiphenyl	EPA 1668	MLA-010					Y		Y	Y	Y	Y	Y	Y														Y		Y	Y	Y	Y		Y	Y	
		EPA 8270	MLA-007										Y																									
		AXYS MLA-010	MLA-010		Y	Y		Y							Y	Y							Y						Y							Y		
	PCB 151 2,2',3,5,5',6-Hexachlorobiphenyl	AXYS MLA-007	MLA-007			Y										Y							Y														
		EPA 1668	MLA-010					Y		Y	Y	Y	Y	Y	Y														Y		Y	Y	Y	Y		Y	Y	
		EPA 8270	MLA-007										Y																									
		AXYS MLA-010	MLA-010		Y	Y		Y							Y	Y							Y						Y							Y		

Accreditation Scope

AXYS Analytical Services Ltd.
file ref.: ACC-101 Rev.23

Compound Class	Compound	Accredited Method ID	AXYS Method ID	Pulp	Serum	Solids										Tissue						Urine	Water	Water, Drinking				Water, Non-Potable									
				CALA	CALA	CALA	California DPH	Florida DOH	Minnesota DOH	New Jersey DEP	New York DOH	Virginia DGS	Washington DE	Maine DOH	ANAB	CALA	Florida DOH	Minnesota DOH	New Jersey DEP	Virginia DGS	ANAB	CALA	CALA	Florida DOH	Minnesota DOH	New Jersey DEP	ANAB	California DPH	Florida DOH	Minnesota DOH	New Jersey DEP	New York DOH	Virginia DGS	Washington DE*	Maine DOH	ANAB	Pennsylvania DEP
	PCB 152 2,2',3,5,6,6'-Hexachlorobiphenyl	EPA 1668	MLA-010					Y		Y	Y	Y	Y	Y	Y														Y		Y	Y	Y	Y		Y	Y
		EPA 8270	MLA-007										Y																								
		AXYS MLA-010	MLA-010		Y	Y		Y							Y	Y							Y						Y							Y		
	PCB 153 2,2',4,4',5,5'-Hexachlorobiphenyl	AXYS MLA-007	MLA-007			Y										Y							Y														
		AXYS MLA-901	MLA-901		Y																																	
		EPA 1668	MLA-010					Y		Y	Y	Y	Y	Y	Y														Y		Y	Y	Y	Y		Y	Y
		EPA 8270	MLA-007										Y																								
		AXYS MLA-010	MLA-010		Y	Y		Y							Y	Y							Y						Y							Y		
	PCB 154 2,2',4,4',5,6'-Hexachlorobiphenyl	EPA 1668	MLA-010					Y		Y	Y	Y	Y	Y	Y														Y		Y	Y	Y	Y		Y	Y
		EPA 8270	MLA-007										Y																								
		AXYS MLA-010	MLA-010		Y	Y		Y							Y	Y							Y						Y							Y		
	PCB 155 2,2',4,4',6,6'-Hexachlorobiphenyl	EPA 1668	MLA-010					Y		Y	Y	Y	Y	Y	Y														Y		Y	Y	Y	Y		Y	Y
		EPA 8270	MLA-007										Y																								
		AXYS MLA-010	MLA-010		Y	Y		Y							Y	Y							Y						Y							Y		
	PCB 156 2,3,3',4,4',5-Hexachlorobiphenyl	AXYS MLA-007	MLA-007			Y										Y							Y														
		AXYS MLA-901	MLA-901		Y																																	
		EPA 1668	MLA-010					Y		Y	Y	Y	Y	Y	Y														Y		Y	Y	Y	Y		Y	Y
		EPA 8270	MLA-007										Y																								
		AXYS MLA-010	MLA-010		Y	Y		Y							Y	Y							Y						Y							Y		
	PCB 157 2,3,3',4,4',5'-Hexachlorobiphenyl	AXYS MLA-007	MLA-007			Y										Y							Y														
		EPA 1668	MLA-010					Y		Y	Y	Y	Y	Y	Y														Y		Y	Y	Y	Y		Y	Y
		EPA 8270	MLA-007										Y																								
		AXYS MLA-010	MLA-010		Y	Y		Y							Y	Y							Y						Y							Y		
	PCB 158 2,3,3',4,4',6-Hexachlorobiphenyl	EPA 1668	MLA-010					Y		Y	Y	Y	Y	Y	Y														Y		Y	Y	Y	Y		Y	Y
		AXYS MLA-010	MLA-010		Y	Y		Y							Y	Y							Y						Y							Y		
	PCB 158/160	AXYS MLA-007	MLA-007			Y										Y							Y														
		EPA 8270	MLA-007										Y																								
	PCB 159 2,3,3',4,5,5'-Hexachlorobiphenyl	AXYS MLA-007	MLA-007			Y										Y							Y														
		EPA 1668	MLA-010					Y		Y	Y	Y	Y	Y	Y														Y		Y	Y	Y	Y		Y	Y
		EPA 8270	MLA-007										Y																								
		AXYS MLA-010	MLA-010		Y	Y		Y							Y	Y							Y						Y							Y		
	PCB 16 2,2',3-Trichlorobiphenyl	EPA 1668	MLA-010					Y		Y	Y	Y	Y	Y	Y														Y		Y	Y	Y	Y		Y	Y
		AXYS MLA-010	MLA-010		Y	Y		Y							Y	Y							Y						Y							Y		
	PCB 16/32	AXYS MLA-007	MLA-007			Y										Y							Y														
		EPA 8270	MLA-007										Y																								
	PCB 160 2,3,3',4,5,6-Hexachlorobiphenyl	AXYS MLA-007	MLA-007			Y										Y							Y														
		EPA 1668	MLA-010					Y		Y	Y	Y	Y	Y	Y														Y		Y	Y	Y	Y		Y	Y
		AXYS MLA-010	MLA-010		Y	Y		Y							Y	Y							Y						Y							Y		
	PCB 161 2,3,3',4,5',6-Hexachlorobiphenyl	AXYS MLA-007	MLA-007			Y										Y							Y														
		EPA 1668	MLA-010					Y		Y	Y	Y	Y	Y	Y														Y		Y	Y	Y	Y		Y	Y
		EPA 8270	MLA-007										Y																								
		AXYS MLA-010	MLA-010		Y	Y		Y							Y	Y							Y						Y							Y		
	PCB 162 2,3,3',4',5,5'-Hexachlorobiphenyl	EPA 1668	MLA-010					Y		Y	Y	Y	Y	Y	Y														Y		Y	Y	Y	Y		Y	Y
		EPA 8270	MLA-007										Y																								
		AXYS MLA-010	MLA-010		Y	Y		Y							Y	Y							Y						Y							Y		
	PCB 163 2,3,3',4',5,6-Hexachlorobiphenyl	EPA 1668	MLA-010					Y		Y	Y	Y	Y	Y	Y														Y		Y	Y	Y	Y		Y	Y
		AXYS MLA-010	MLA-010		Y	Y		Y							Y	Y							Y						Y							Y		
	PCB 164 2,3,3',4',5',6-Hexachlorobiphenyl	EPA 1668	MLA-010					Y		Y	Y	Y	Y	Y	Y														Y		Y	Y	Y	Y		Y	Y
		AXYS MLA-010	MLA-010		Y	Y		Y							Y	Y							Y						Y							Y		
	PCB 165 2,3,3',5,5',6-Hexachlorobiphenyl	EPA 1668	MLA-010					Y		Y	Y	Y	Y	Y	Y														Y		Y	Y	Y	Y		Y	Y

Accreditation Scope

AXYS Analytical Services Ltd.
file ref.: ACC-101 Rev.23

Compound Class	Compound	Accredited Method ID	AXYS Method ID	Pulp	Serum	Solids									Tissue							Urine	Water	Water, Drinking				Water, Non-Potable								
				CALA	CALA	CALA	California DPH	Florida DOH	Minnesota DOH	New Jersey DEP	New York DOH	Virginia DGS	Washington DE	Maine DOH	ANAB	CALA	Florida DOH	Minnesota DOH	New Jersey DEP	Virginia DGS	ANAB	CALA	CALA	Florida DOH	Minnesota DOH	New Jersey DEP	ANAB	California DPH	Florida DOH	Minnesota DOH	New Jersey DEP	New York DOH	Virginia DGS	Washington DE*	Maine DOH	ANAB	Pennsylvania DEP
		EPA 8270	MLA-007										Y																						
		AXYS MLA-010	MLA-010		Y	Y		Y						Y	Y								Y						Y						Y	
	PCB 166 2,3,4,4',5,6-Hexachlorobiphenyl	EPA 1668	MLA-010					Y		Y	Y	Y	Y	Y															Y		Y	Y	Y	Y	Y	Y
		EPA 8270	MLA-007										Y																							
		AXYS MLA-010	MLA-010		Y	Y		Y						Y	Y								Y						Y						Y	
	PCB 167 2,3',4,4',5,5'-Hexachlorobiphenyl	EPA 1668	MLA-010					Y		Y	Y	Y	Y	Y															Y		Y	Y	Y	Y	Y	Y
		EPA 8270	MLA-007										Y																							
		AXYS MLA-010	MLA-010		Y	Y		Y						Y	Y								Y						Y						Y	
	PCB 168 2,3',4,4',5,6-Hexachlorobiphenyl	EPA 1668	MLA-010					Y		Y	Y	Y	Y	Y															Y		Y	Y	Y	Y	Y	Y
		AXYS MLA-010	MLA-010		Y	Y		Y						Y	Y								Y						Y						Y	
	PCB 169 3,3',4,4',5,5'-Hexachlorobiphenyl	AXYS MLA-007	MLA-007			Y									Y								Y													
		EPA 1668	MLA-010					Y		Y	Y	Y	Y	Y															Y		Y	Y	Y	Y	Y	Y
		EPA 8270	MLA-007										Y																							
		AXYS MLA-010	MLA-010		Y	Y		Y						Y	Y								Y						Y						Y	
	PCB 17 2,2',4-Trichlorobiphenyl	AXYS MLA-007	MLA-007			Y									Y								Y													
		EPA 1668	MLA-010					Y		Y	Y	Y	Y	Y															Y		Y	Y	Y	Y	Y	Y
		EPA 8270	MLA-007										Y																							
		AXYS MLA-010	MLA-010		Y	Y		Y						Y	Y								Y						Y						Y	
	PCB 170 2,2',3,3',4,4',5-Heptachlorobiphenyl	AXYS MLA-901	MLA-901		Y																															
		EPA 1668	MLA-010					Y		Y	Y	Y	Y	Y															Y		Y	Y	Y	Y	Y	Y
		AXYS MLA-010	MLA-010		Y	Y		Y						Y	Y								Y						Y						Y	
	PCB 170/190	AXYS MLA-007	MLA-007			Y									Y								Y													
		EPA 8270	MLA-007										Y																							
	PCB 171 2,2',3,3',4,4',6-Heptachlorobiphenyl	AXYS MLA-007	MLA-007			Y									Y								Y													
		EPA 1668	MLA-010					Y		Y	Y	Y	Y	Y															Y		Y	Y	Y	Y	Y	Y
		EPA 8270	MLA-007										Y																							
		AXYS MLA-010	MLA-010		Y	Y		Y						Y	Y								Y						Y						Y	
	PCB 172 2,2',3,3',4,5,5'-Heptachlorobiphenyl	EPA 1668	MLA-010					Y		Y	Y	Y	Y	Y															Y		Y	Y	Y	Y	Y	Y
		AXYS MLA-010	MLA-010		Y	Y		Y						Y	Y								Y						Y						Y	
	PCB 172/192	AXYS MLA-007	MLA-007			Y									Y								Y													
		EPA 8270	MLA-007										Y																							
	PCB 173 2,2',3,3',4,5,6-Heptachlorobiphenyl	EPA 1668	MLA-010					Y		Y	Y	Y	Y	Y															Y		Y	Y	Y	Y	Y	Y
		EPA 8270	MLA-007										Y																							
		AXYS MLA-010	MLA-010		Y	Y		Y						Y	Y								Y						Y						Y	
	PCB 174 2,2',3,3',4,5,6'-Heptachlorobiphenyl	EPA 1668	MLA-010					Y		Y	Y	Y	Y	Y															Y		Y	Y	Y	Y	Y	Y
		AXYS MLA-010	MLA-010		Y	Y		Y						Y	Y								Y						Y						Y	
	PCB 174/181	AXYS MLA-007	MLA-007			Y									Y								Y													
		EPA 8270	MLA-007										Y																							
	PCB 175 2,2',3,3',4,5',6-Heptachlorobiphenyl	AXYS MLA-007	MLA-007			Y									Y								Y													
		EPA 1668	MLA-010					Y		Y	Y	Y	Y	Y															Y		Y	Y	Y	Y	Y	Y
		EPA 8270	MLA-007										Y																							
		AXYS MLA-010	MLA-010		Y	Y		Y						Y	Y								Y						Y						Y	
	PCB 176 2,2',3,3',4,6,6'-Heptachlorobiphenyl	AXYS MLA-007	MLA-007			Y									Y								Y													
		EPA 1668	MLA-010					Y		Y	Y	Y	Y	Y															Y		Y	Y	Y	Y	Y	Y
		EPA 8270	MLA-007										Y																							
		AXYS MLA-010	MLA-010		Y	Y		Y						Y	Y								Y						Y						Y	
	PCB 177 2,2',3,3',4,5',6'-Heptachlorobiphenyl	AXYS MLA-007	MLA-007			Y									Y								Y													
		EPA 1668	MLA-010					Y		Y	Y	Y	Y	Y															Y		Y	Y	Y	Y	Y	Y
		EPA 8270	MLA-007										Y																							
		AXYS MLA-010	MLA-010		Y	Y		Y						Y	Y								Y						Y						Y	

Accreditation Scope

AXYS Analytical Services Ltd.
file ref.: ACC-101 Rev.23

Compound Class	Compound	Accredited Method ID	AXYS Method ID	Pulp	Serum	Solids									Tissue							Urine	Water	Water, Drinking				Water, Non-Potable								
				CALA	CALA	CALA	California DPH	Florida DOH	Minnesota DOH	New Jersey DEP	New York DOH	Virginia DGS	Washington DE	Maine DOH	ANAB	CALA	Florida DOH	Minnesota DOH	New Jersey DEP	Virginia DGS	ANAB	CALA	CALA	Florida DOH	Minnesota DOH	New Jersey DEP	ANAB	California DPH	Florida DOH	Minnesota DOH	New Jersey DEP	New York DOH	Virginia DGS	Washington DE*	Maine DOH	ANAB	Pennsylvania DEP
	PCB 178 2,2',3,3',5,5',6-Heptachlorobiphenyl	AXYS MLA-007	MLA-007			Y									Y							Y														
		EPA 1668	MLA-010					Y		Y	Y	Y	Y	Y	Y														Y		Y	Y	Y	Y		Y	Y
		EPA 8270	MLA-007										Y																								
		AXYS MLA-010	MLA-010		Y	Y		Y							Y	Y							Y						Y							Y	
	PCB 179 2,2',3,3',5,6,6'-Heptachlorobiphenyl	AXYS MLA-007	MLA-007			Y									Y								Y														
		EPA 1668	MLA-010					Y		Y	Y	Y	Y	Y	Y														Y		Y	Y	Y	Y		Y	Y
		EPA 8270	MLA-007										Y																								
		AXYS MLA-010	MLA-010		Y	Y		Y							Y	Y							Y						Y							Y	
	PCB 18 2,2',5-Trichlorobiphenyl	AXYS MLA-007	MLA-007			Y									Y								Y														
		EPA 1668	MLA-010					Y		Y	Y	Y	Y	Y	Y														Y		Y	Y	Y	Y		Y	Y
		EPA 8270	MLA-007										Y																								
		AXYS MLA-010	MLA-010		Y	Y		Y							Y	Y							Y						Y							Y	
	PCB 180 2,2',3,4,4',5,5'-Heptachlorobiphenyl	AXYS MLA-007	MLA-007			Y									Y								Y														
		AXYS MLA-901	MLA-901		Y																																
		EPA 1668	MLA-010					Y		Y	Y	Y	Y	Y	Y														Y		Y	Y	Y	Y		Y	Y
		EPA 8270	MLA-007										Y																								
		AXYS MLA-010	MLA-010		Y	Y		Y							Y	Y							Y						Y							Y	
	PCB 181 2,2',3,4,4',5,6-Heptachlorobiphenyl	EPA 1668	MLA-010					Y		Y	Y	Y	Y	Y	Y														Y		Y	Y	Y	Y		Y	Y
		AXYS MLA-010	MLA-010		Y	Y		Y							Y	Y							Y						Y							Y	
	PCB 182 2,2',3,4,4',5,6'-Heptachlorobiphenyl	EPA 1668	MLA-010					Y		Y	Y	Y	Y	Y	Y														Y		Y	Y	Y	Y		Y	Y
		AXYS MLA-010	MLA-010		Y	Y		Y							Y	Y							Y						Y							Y	
	PCB 183 2,2',3,4,4',5',6-Heptachlorobiphenyl	AXYS MLA-007	MLA-007			Y									Y								Y														
		EPA 1668	MLA-010					Y		Y	Y	Y	Y	Y	Y														Y		Y	Y	Y	Y		Y	Y
		EPA 8270	MLA-007										Y																								
		AXYS MLA-010	MLA-010		Y	Y		Y							Y	Y							Y						Y							Y	
	PCB 184 2,2',3,4,4',6,6'-Heptachlorobiphenyl	EPA 1668	MLA-010					Y		Y	Y	Y	Y	Y	Y														Y		Y	Y	Y	Y		Y	Y
		EPA 8270	MLA-007										Y																								
		AXYS MLA-010	MLA-010		Y	Y		Y							Y	Y							Y						Y							Y	
	PCB 185 2,2',3,4,5,5',6-Heptachlorobiphenyl	AXYS MLA-007	MLA-007			Y									Y								Y														
		EPA 1668	MLA-010					Y		Y	Y	Y	Y	Y	Y														Y		Y	Y	Y	Y		Y	Y
		EPA 8270	MLA-007										Y																								
		AXYS MLA-010	MLA-010		Y	Y		Y							Y	Y							Y						Y							Y	
	PCB 186 2,2',3,4,5,6,6'-Heptachlorobiphenyl	EPA 1668	MLA-010					Y		Y	Y	Y	Y	Y	Y														Y		Y	Y	Y	Y		Y	Y
		EPA 8270	MLA-007										Y																								
		AXYS MLA-010	MLA-010		Y	Y		Y							Y	Y							Y						Y							Y	
	PCB 187 2,2',3,4',5,5',6-Heptachlorobiphenyl	AXYS MLA-901	MLA-901		Y																																
		EPA 1668	MLA-010					Y		Y	Y	Y	Y	Y	Y														Y		Y	Y	Y	Y		Y	Y
		AXYS MLA-010	MLA-010		Y	Y		Y							Y	Y							Y						Y							Y	
	PCB 187/182	AXYS MLA-007	MLA-007			Y									Y								Y														
		EPA 8270	MLA-007										Y																								
	PCB 188 2,2',3,4',5,6,6'-Heptachlorobiphenyl	EPA 1668	MLA-010					Y		Y	Y	Y	Y	Y	Y														Y		Y	Y	Y	Y		Y	Y
		EPA 8270	MLA-007										Y																								
		AXYS MLA-010	MLA-010		Y	Y		Y							Y	Y							Y						Y							Y	
	PCB 189 2,3,3',4,4',5,5'-Heptachlorobiphenyl	AXYS MLA-007	MLA-007			Y									Y								Y														
		EPA 1668	MLA-010					Y		Y	Y	Y	Y	Y	Y														Y		Y	Y	Y	Y		Y	Y
		EPA 8270	MLA-007										Y																								
		AXYS MLA-010	MLA-010		Y	Y		Y							Y	Y							Y						Y							Y	
	PCB 19 2,2',6-Trichlorobiphenyl	AXYS MLA-007	MLA-007			Y									Y								Y														
		EPA 1668	MLA-010					Y		Y	Y	Y	Y	Y	Y														Y		Y	Y	Y	Y		Y	Y
		EPA 8270	MLA-007										Y																								

Accreditation Scope

AXYS Analytical Services Ltd.
file ref.: ACC-101 Rev.23

Compound Class	Compound	Accredited Method ID	AXYS Method ID	Pulp	Serum	Solids									Tissue							Urine	Water	Water, Drinking				Water, Non-Potable								
				CALA	CALA	CALA	California DPH	Florida DOH	Minnesota DOH	New Jersey DEP	New York DOH	Virginia DGS	Washington DE	Maine DOH	ANAB	CALA	Florida DOH	Minnesota DOH	New Jersey DEP	Virginia DGS	ANAB	CALA	CALA	Florida DOH	Minnesota DOH	New Jersey DEP	ANAB	California DPH	Florida DOH	Minnesota DOH	New Jersey DEP	New York DOH	Virginia DGS	Washington DE*	Maine DOH	ANAB	Pennsylvania DEP
		AXYS MLA-010	MLA-010		Y	Y		Y						Y	Y							Y						Y							Y	
	PCB 190 2,3,3',4,4',5,6-Heptachlorobiphenyl	EPA 1668	MLA-010					Y		Y	Y	Y	Y	Y	Y														Y		Y	Y	Y	Y		Y	Y
		AXYS MLA-010	MLA-010		Y	Y		Y						Y	Y								Y						Y							Y	
	PCB 191 2,3,3',4,4',5',6-Heptachlorobiphenyl	AXYS MLA-007	MLA-007			Y									Y								Y													
		EPA 1668	MLA-010					Y		Y	Y	Y	Y	Y	Y														Y		Y	Y	Y	Y		Y	Y
		EPA 8270	MLA-007										Y																								
		AXYS MLA-010	MLA-010		Y	Y		Y						Y	Y								Y						Y							Y	
	PCB 192 2,3,3',4,5,5',6-Heptachlorobiphenyl	EPA 1668	MLA-010					Y		Y	Y	Y	Y	Y	Y														Y		Y	Y	Y	Y		Y	Y
		AXYS MLA-010	MLA-010		Y	Y		Y						Y	Y								Y						Y							Y	
	PCB 193 2,3,3',4',5,5',6-Heptachlorobiphenyl	AXYS MLA-007	MLA-007			Y									Y								Y													
		EPA 1668	MLA-010					Y		Y	Y	Y	Y	Y	Y														Y		Y	Y	Y	Y		Y	Y
		EPA 8270	MLA-007										Y																								
		AXYS MLA-010	MLA-010		Y	Y		Y						Y	Y								Y						Y							Y	
	PCB 194 2,2',3,3',4,4',5,5'-Octachlorobiphenyl	AXYS MLA-007	MLA-007			Y									Y								Y													
		AXYS MLA-901	MLA-901		Y																																
		EPA 1668	MLA-010					Y		Y	Y	Y	Y	Y	Y														Y		Y	Y	Y	Y		Y	Y
		EPA 8270	MLA-007										Y																								
		AXYS MLA-010	MLA-010		Y	Y		Y						Y	Y								Y						Y							Y	
	PCB 195 2,2',3,3',4,4',5,6-Octachlorobiphenyl	AXYS MLA-007	MLA-007			Y									Y								Y													
		EPA 1668	MLA-010					Y		Y	Y	Y	Y	Y	Y														Y		Y	Y	Y	Y		Y	Y
		EPA 8270	MLA-007										Y																								
		AXYS MLA-010	MLA-010		Y	Y		Y						Y	Y								Y						Y							Y	
	PCB 196 2,2',3,3',4,4',5,6'-Octachlorobiphenyl	EPA 1668	MLA-010					Y		Y	Y	Y	Y	Y	Y														Y		Y	Y	Y	Y		Y	Y
		AXYS MLA-010	MLA-010		Y	Y		Y						Y	Y								Y						Y							Y	
	PCB 196/203	AXYS MLA-007	MLA-007			Y									Y								Y													
		EPA 8270	MLA-007										Y																								
	PCB 197 2,2',3,3',4,4',6,6'-Octachlorobiphenyl	AXYS MLA-007	MLA-007			Y									Y								Y													
		EPA 1668	MLA-010					Y		Y	Y	Y	Y		Y														Y		Y	Y	Y	Y		Y	Y
		EPA 8270	MLA-007										Y																								
		AXYS MLA-010	MLA-010		Y	Y		Y						Y	Y								Y						Y							Y	
	PCB 198 2,2',3,3',4,5,5',6-Octachlorobiphenyl	AXYS MLA-007	MLA-007			Y									Y								Y													
		EPA 1668	MLA-010					Y		Y	Y	Y	Y	Y	Y														Y		Y	Y	Y	Y		Y	Y
		EPA 8270	MLA-007										Y																								
		AXYS MLA-010	MLA-010		Y	Y		Y						Y	Y								Y						Y							Y	
	PCB 199 2,2',3,3',4,5,5',6'-Octachlorobiphenyl	AXYS MLA-007	MLA-007			Y									Y								Y													
		EPA 1668	MLA-010					Y		Y	Y	Y	Y		Y														Y		Y	Y	Y	Y		Y	Y
		EPA 8270	MLA-007										Y																								
		AXYS MLA-010	MLA-010		Y	Y		Y						Y	Y								Y						Y							Y	
	PCB 2 3-Chlorobiphenyl	EPA 1668	MLA-010					Y		Y	Y	Y	Y	Y	Y														Y		Y	Y	Y	Y		Y	Y
		EPA 8270	MLA-007										Y																								
		AXYS MLA-010	MLA-010		Y	Y		Y						Y	Y								Y						Y							Y	
	PCB 20 2,3,3'-Trichlorobiphenyl	EPA 1668	MLA-010					Y		Y	Y	Y	Y	Y	Y														Y		Y	Y	Y	Y		Y	Y
		AXYS MLA-010	MLA-010		Y	Y		Y						Y	Y								Y						Y							Y	
	PCB 200 2,2',3,3',4,5,6,6'-Octachlorobiphenyl	EPA 1668	MLA-010					Y		Y	Y	Y	Y	Y	Y														Y		Y	Y	Y	Y		Y	Y
		EPA 8270	MLA-007										Y																								
		AXYS MLA-010	MLA-010		Y	Y		Y						Y	Y								Y						Y							Y	
	PCB 201 2,2',3,3',4,5',6,6'-Octachlorobiphenyl	AXYS MLA-007	MLA-007			Y									Y								Y													
		EPA 1668	MLA-010					Y		Y	Y	Y	Y		Y														Y		Y	Y	Y	Y		Y	Y
		EPA 8270	MLA-007										Y																								
		AXYS MLA-010	MLA-010		Y	Y		Y						Y	Y								Y						Y							Y	

Accreditation Scope

AXYS Analytical Services Ltd.
file ref.: ACC-101 Rev.23

Compound Class	Compound	Accredited Method ID	AXYS Method ID	Pulp	Serum	Solids										Tissue						Urine	Water	Water, Drinking				Water, Non-Potable								
				CALA	CALA	CALA	California DPH	Florida DOH	Minnesota DOH	New Jersey DEP	New York DOH	Virginia DGS	Washington DE	Maine DOH	ANAB	CALA	Florida DOH	Minnesota DOH	New Jersey DEP	Virginia DGS	ANAB	CALA	CALA	Florida DOH	Minnesota DOH	New Jersey DEP	ANAB	California DPH	Florida DOH	Minnesota DOH	New Jersey DEP	New York DOH	Virginia DGS	Washington DE*	Maine DOH	ANAB	Pennsylvania DEP
	PCB 202 2,2',3,3',5,5',6,6'-Octachlorobiphenyl	EPA 1668	MLA-010					Y		Y	Y	Y	Y	Y	Y														Y		Y	Y	Y	Y		Y	Y
		EPA 8270	MLA-007										Y																								
		AXYS MLA-010	MLA-010		Y	Y		Y							Y	Y							Y						Y							Y	
	PCB 203 2,2',3,4,4',5,5',6-Octachlorobiphenyl	EPA 1668	MLA-010					Y		Y	Y	Y	Y	Y	Y														Y		Y	Y	Y	Y		Y	Y
		AXYS MLA-010	MLA-010		Y	Y		Y							Y	Y							Y						Y							Y	
	PCB 204 2,2',3,4,4',5,6,6'-Octachlorobiphenyl	EPA 1668	MLA-010					Y		Y	Y	Y	Y	Y	Y														Y		Y	Y	Y	Y		Y	Y
		EPA 8270	MLA-007										Y																								
		AXYS MLA-010	MLA-010		Y	Y		Y							Y	Y							Y						Y							Y	
	PCB 205 2,3,3',4,4',5,5',6-Octachlorobiphenyl	AXYS MLA-007	MLA-007			Y										Y							Y														
		EPA 1668	MLA-010					Y		Y	Y	Y	Y	Y	Y														Y		Y	Y	Y	Y		Y	Y
		EPA 8270	MLA-007										Y																								
		AXYS MLA-010	MLA-010		Y	Y		Y							Y	Y							Y						Y							Y	
	PCB 206 2,2',3,3',4,4',5,5',6-Nonachlorobiphenyl	AXYS MLA-007	MLA-007			Y										Y							Y														
		EPA 1668	MLA-010					Y		Y	Y	Y	Y	Y	Y														Y		Y	Y	Y	Y		Y	Y
		EPA 8270	MLA-007										Y																								
		AXYS MLA-010	MLA-010		Y	Y		Y							Y	Y							Y						Y							Y	
	PCB 207 2,2',3,3',4,4',5,6,6'-Nonachlorobiphenyl	AXYS MLA-007	MLA-007			Y										Y							Y														
		EPA 1668	MLA-010					Y		Y	Y	Y	Y		Y														Y		Y	Y	Y	Y		Y	Y
		EPA 8270	MLA-007										Y																								
		AXYS MLA-010	MLA-010		Y	Y		Y							Y	Y							Y						Y							Y	
	PCB 208 2,2',3,3',4,5,5',6,6'-Nonachlorobiphenyl	AXYS MLA-007	MLA-007			Y										Y							Y														
		EPA 1668	MLA-010					Y		Y	Y	Y	Y		Y														Y		Y	Y	Y	Y		Y	Y
		EPA 8270	MLA-007										Y																								
		AXYS MLA-010	MLA-010		Y	Y		Y							Y	Y							Y						Y							Y	
	PCB 209 Decachlorobiphenyl	AXYS MLA-007	MLA-007			Y										Y							Y														
		EPA 1668	MLA-010					Y		Y	Y	Y	Y	Y	Y														Y		Y	Y	Y	Y		Y	Y
		EPA 8270	MLA-007										Y																								
		AXYS MLA-010	MLA-010		Y	Y		Y							Y	Y							Y						Y							Y	
	PCB 21 2,3,4-Trichlorobiphenyl	EPA 1668	MLA-010					Y		Y	Y	Y	Y	Y	Y														Y		Y	Y	Y	Y		Y	Y
		AXYS MLA-010	MLA-010		Y	Y		Y							Y	Y							Y						Y							Y	
	PCB 22 2,3,4'-Trichlorobiphenyl	AXYS MLA-007	MLA-007			Y										Y							Y														
		EPA 1668	MLA-010					Y		Y	Y	Y	Y	Y	Y														Y		Y	Y	Y	Y		Y	Y
		EPA 8270	MLA-007										Y																								
		AXYS MLA-010	MLA-010		Y	Y		Y							Y	Y							Y						Y							Y	
	PCB 23 2,3,5-Trichlorobiphenyl	EPA 1668	MLA-010					Y		Y	Y	Y	Y		Y														Y		Y	Y	Y	Y		Y	Y
		AXYS MLA-010	MLA-010		Y	Y		Y							Y	Y							Y						Y							Y	
	PCB 23/34	EPA 8270	MLA-007										Y																								
	PCB 24 2,3,6-Trichlorobiphenyl	EPA 1668	MLA-010					Y		Y	Y	Y	Y	Y	Y														Y		Y	Y	Y	Y		Y	Y
		AXYS MLA-010	MLA-010		Y	Y		Y							Y	Y							Y						Y							Y	
	PCB 24/27	AXYS MLA-007	MLA-007			Y										Y							Y														
		EPA 8270	MLA-007										Y																								
	PCB 25 2,3',4-Trichlorobiphenyl	AXYS MLA-007	MLA-007			Y										Y							Y														
		EPA 1668	MLA-010					Y		Y	Y	Y	Y	Y	Y														Y		Y	Y	Y	Y		Y	Y
		EPA 8270	MLA-007										Y																								
		AXYS MLA-010	MLA-010		Y	Y		Y							Y	Y							Y						Y							Y	
	PCB 26 2,3',5-Trichlorobiphenyl	AXYS MLA-007	MLA-007			Y										Y							Y														
		EPA 1668	MLA-010					Y		Y	Y	Y	Y	Y	Y														Y		Y	Y	Y	Y		Y	Y
		EPA 8270	MLA-007										Y																								
		AXYS MLA-010	MLA-010		Y	Y		Y							Y	Y							Y						Y							Y	
	PCB 27 2,3',6-Trichlorobiphenyl	EPA 1668	MLA-010					Y		Y	Y	Y	Y	Y	Y														Y		Y	Y	Y	Y		Y	Y

Accreditation Scope

AXYS Analytical Services Ltd.
file ref.: ACC-101 Rev.23

Compound Class	Compound	Accredited Method ID	AXYS Method ID	Pulp: CALA	Serum: CALA	Solids: CALA	Solids: California DPH	Solids: Florida DOH	Solids: Minnesota DOH	Solids: New Jersey DEP	Solids: New York DOH	Solids: Virginia DGS	Solids: Washington DE	Solids: Maine DOH	Solids: ANAB	Tissue: CALA	Tissue: Florida DOH	Tissue: Minnesota DOH	Tissue: New Jersey DEP	Tissue: Virginia DGS	Tissue: ANAB	Urine: CALA	Water: CALA	Water, Drinking: Florida DOH	Water, Drinking: Minnesota DOH	Water, Drinking: New Jersey DEP	Water, Drinking: ANAB	Water, Non-Potable: California DPH	Water, Non-Potable: Florida DOH	Water, Non-Potable: Minnesota DOH	Water, Non-Potable: New Jersey DEP	Water, Non-Potable: New York DOH	Water, Non-Potable: Virginia DGS	Water, Non-Potable: Washington DE*	Water, Non-Potable: Maine DOH	Water, Non-Potable: ANAB	Water, Non-Potable: Pennsylvania DEP
		AXYS MLA-010	MLA-010		Y	Y		Y							Y	Y						Y													Y	
	PCB 28 2,4,4'-Trichlorobiphenyl	AXYS MLA-007	MLA-007			Y										Y						Y															
		EPA 1668	MLA-010					Y		Y	Y	Y	Y	Y	Y													Y		Y	Y	Y	Y		Y	Y
		EPA 8270	MLA-007										Y																								
		AXYS MLA-010	MLA-010		Y	Y		Y							Y	Y							Y						Y							Y	
	PCB 29 2,4,5-Trichlorobiphenyl	EPA 1668	MLA-010					Y		Y	Y	Y	Y		Y													Y		Y	Y	Y	Y		Y	Y
		AXYS MLA-010	MLA-010		Y	Y		Y							Y	Y							Y						Y							Y	
	PCB 3 4-Chlorobiphenyl	EPA 1668	MLA-010					Y		Y	Y	Y	Y	Y	Y													Y		Y	Y	Y	Y		Y	Y
		EPA 8270	MLA-007										Y																								
		AXYS MLA-010	MLA-010		Y	Y		Y							Y	Y							Y						Y							Y	
	PCB 30 2,4,6-Trichlorobiphenyl	EPA 1668	MLA-010					Y		Y	Y	Y	Y	Y	Y													Y		Y	Y	Y	Y		Y	Y
		AXYS MLA-010	MLA-010		Y	Y		Y							Y	Y							Y						Y							Y	
	PCB 31 2,4',5-Trichlorobiphenyl	AXYS MLA-007	MLA-007			Y										Y						Y														
		EPA 1668	MLA-010					Y		Y	Y	Y	Y	Y	Y													Y		Y	Y	Y	Y		Y	Y
		EPA 8270	MLA-007										Y																								
		AXYS MLA-010	MLA-010		Y	Y		Y							Y	Y							Y						Y							Y	
	PCB 32 2,4',6-Trichlorobiphenyl	EPA 1668	MLA-010					Y		Y	Y	Y	Y	Y	Y													Y		Y	Y	Y	Y		Y	Y
		AXYS MLA-010	MLA-010		Y	Y		Y							Y	Y							Y						Y							Y	
	PCB 33 2,3',4'-Trichlorobiphenyl	EPA 1668	MLA-010					Y		Y	Y	Y	Y	Y	Y													Y		Y	Y	Y	Y		Y	Y
		AXYS MLA-010	MLA-010		Y	Y		Y							Y	Y							Y						Y							Y	
	PCB 33/20/21	AXYS MLA-007	MLA-007			Y										Y						Y														
		EPA 8270	MLA-007										Y																								
	PCB 34 2,3',5'-Trichlorobiphenyl	AXYS MLA-007	MLA-007			Y										Y						Y														
		EPA 1668	MLA-010					Y		Y	Y	Y	Y	Y	Y													Y		Y	Y	Y	Y		Y	Y
		AXYS MLA-010	MLA-010		Y	Y		Y							Y	Y							Y						Y							Y	
	PCB 35 3,3',4-Trichlorobiphenyl	EPA 1668	MLA-010					Y		Y	Y	Y	Y	Y	Y													Y		Y	Y	Y	Y		Y	Y
		EPA 8270	MLA-007										Y																								
		AXYS MLA-010	MLA-010		Y	Y		Y							Y	Y							Y						Y							Y	
	PCB 36 3,3',5-Trichlorobiphenyl	EPA 1668	MLA-010					Y		Y	Y	Y	Y	Y	Y													Y		Y	Y	Y	Y		Y	Y
		EPA 8270	MLA-007										Y																								
		AXYS MLA-010	MLA-010		Y	Y		Y							Y	Y							Y						Y							Y	
	PCB 37 3,4,4'-Trichlorobiphenyl	EPA 1668	MLA-010					Y		Y	Y	Y	Y	Y	Y													Y		Y	Y	Y	Y		Y	Y
		EPA 8270	MLA-007										Y																								
		AXYS MLA-010	MLA-010		Y	Y		Y							Y	Y							Y						Y							Y	
	PCB 38 3,4,5-Trichlorobiphenyl	EPA 1668	MLA-010					Y		Y	Y	Y	Y	Y	Y													Y		Y	Y	Y	Y		Y	Y
		EPA 8270	MLA-007										Y																								
		AXYS MLA-010	MLA-010		Y	Y		Y							Y	Y							Y						Y							Y	
	PCB 39 3,4',5-Trichlorobiphenyl	EPA 1668	MLA-010					Y		Y	Y	Y	Y	Y	Y													Y		Y	Y	Y	Y		Y	Y
		EPA 8270	MLA-007										Y																								
		AXYS MLA-010	MLA-010		Y	Y		Y							Y	Y							Y						Y							Y	
	PCB 4 2,2'-Dichlorobiphenyl	EPA 1668	MLA-010					Y		Y	Y	Y	Y	Y	Y													Y		Y	Y	Y	Y		Y	Y
		AXYS MLA-010	MLA-010		Y	Y		Y							Y	Y							Y						Y							Y	
	PCB 4/10	EPA 8270	MLA-007										Y																								
	PCB 40 2,2',3,3'-Tetrachlorobiphenyl	AXYS MLA-007	MLA-007			Y										Y						Y														
		EPA 1668	MLA-010					Y		Y	Y	Y	Y	Y	Y													Y		Y	Y	Y	Y		Y	Y
		EPA 8270	MLA-007										Y																								
		AXYS MLA-010	MLA-010		Y	Y		Y							Y	Y							Y						Y							Y	
	PCB 41 2,2',3,4-Tetrachlorobiphenyl	EPA 1668	MLA-010					Y		Y	Y	Y	Y	Y	Y													Y		Y	Y	Y	Y		Y	Y
		AXYS MLA-010	MLA-010		Y	Y		Y							Y	Y							Y						Y							Y	
	PCB 41/71/64/68	AXYS MLA-007	MLA-007			Y										Y						Y														

Accreditation Scope

AXYS Analytical Services Ltd.
file ref.: ACC-101 Rev.23

Compound Class	Compound	Accredited Method ID	AXYS Method ID	Pulp	Serum	Solids										Tissue						Urine	Water	Water, Drinking				Water, Non-Potable								
				CALA	CALA	CALA	California DPH	Florida DOH	Minnesota DOH	New Jersey DEP	New York DOH	Virginia DGS	Washington DE	Maine DOH	ANAB	CALA	Florida DOH	Minnesota DOH	New Jersey DEP	Virginia DGS	ANAB	CALA	CALA	Florida DOH	Minnesota DOH	New Jersey DEP	ANAB	California DPH	Florida DOH	Minnesota DOH	New Jersey DEP	New York DOH	Virginia DGS	Washington DE*	Maine DOH	ANAB	Pennsylvania DEP
		EPA 8270	MLA-007										Y																						
	PCB 42 2,2',3,4'-Tetrachlorobiphenyl	EPA 1668	MLA-010					Y		Y	Y	Y	Y	Y	Y														Y		Y	Y	Y	Y		Y	Y
		AXYS MLA-010	MLA-010		Y	Y		Y							Y	Y							Y						Y							Y	
	PCB 42/59	AXYS MLA-007	MLA-007			Y										Y							Y														
		EPA 8270	MLA-007										Y																								
	PCB 43 2,2',3,5-Tetrachlorobiphenyl	EPA 1668	MLA-010					Y		Y	Y	Y	Y	Y	Y														Y		Y	Y	Y	Y		Y	Y
		AXYS MLA-010	MLA-010		Y	Y		Y							Y	Y							Y						Y							Y	
	PCB 44 2,2',3,5'-Tetrachlorobiphenyl	AXYS MLA-007	MLA-007			Y										Y							Y														
		EPA 1668	MLA-010					Y		Y	Y	Y	Y	Y	Y														Y		Y	Y	Y	Y		Y	Y
		EPA 8270	MLA-007										Y																								
		AXYS MLA-010	MLA-010		Y	Y		Y							Y	Y							Y						Y							Y	
	PCB 45 2,2',3,6-Tetrachlorobiphenyl	AXYS MLA-007	MLA-007			Y										Y							Y														
		EPA 1668	MLA-010					Y		Y	Y	Y	Y	Y	Y														Y		Y	Y	Y	Y		Y	Y
		EPA 8270	MLA-007										Y																								
		AXYS MLA-010	MLA-010		Y	Y		Y							Y	Y							Y						Y							Y	
	PCB 46 2,2',3,6'-Tetrachlorobiphenyl	AXYS MLA-007	MLA-007			Y										Y							Y														
		EPA 1668	MLA-010					Y		Y	Y	Y	Y	Y	Y														Y		Y	Y	Y	Y		Y	Y
		EPA 8270	MLA-007										Y																								
		AXYS MLA-010	MLA-010		Y	Y		Y							Y	Y							Y						Y							Y	
	PCB 47 2,2',4,4'-Tetrachlorobiphenyl	EPA 1668	MLA-010					Y		Y	Y	Y	Y	Y	Y														Y		Y	Y	Y	Y		Y	Y
		AXYS MLA-010	MLA-010		Y	Y		Y							Y	Y							Y						Y							Y	
	PCB 47/48/75	AXYS MLA-007	MLA-007			Y										Y							Y														
		EPA 8270	MLA-007										Y																								
	PCB 48 2,2',4,5-Tetrachlorobiphenyl	EPA 1668	MLA-010					Y		Y	Y	Y	Y	Y	Y														Y		Y	Y	Y	Y		Y	Y
		AXYS MLA-010	MLA-010		Y	Y		Y							Y	Y							Y						Y							Y	
	PCB 49 2,2',4,5'-Tetrachlorobiphenyl	EPA 1668	MLA-010					Y		Y	Y	Y	Y	Y	Y														Y		Y	Y	Y	Y		Y	Y
		AXYS MLA-010	MLA-010		Y	Y		Y							Y	Y							Y						Y							Y	
	PCB 49/43	AXYS MLA-007	MLA-007			Y										Y							Y														
		EPA 8270	MLA-007										Y																								
	PCB 5 2,3-Dichlorobiphenyl	EPA 1668	MLA-010					Y		Y	Y	Y	Y	Y	Y														Y		Y	Y	Y	Y		Y	Y
		AXYS MLA-010	MLA-010		Y	Y		Y							Y	Y							Y						Y							Y	
	PCB 50 2,2',4,6-Tetrachlorobiphenyl	AXYS MLA-007	MLA-007			Y										Y							Y														
		EPA 1668	MLA-010					Y		Y	Y	Y	Y	Y	Y														Y		Y	Y	Y	Y		Y	Y
		EPA 8270	MLA-007										Y																								
		AXYS MLA-010	MLA-010		Y	Y		Y							Y	Y							Y						Y							Y	
	PCB 51 2,2',4,6'-Tetrachlorobiphenyl	EPA 1668	MLA-010					Y		Y	Y	Y	Y	Y	Y														Y		Y	Y	Y	Y		Y	Y
		EPA 8270	MLA-007										Y																								
		AXYS MLA-010	MLA-010		Y	Y		Y							Y	Y							Y						Y							Y	
	PCB 52 2,2',5,5'-Tetrachlorobiphenyl	EPA 1668	MLA-010					Y		Y	Y	Y	Y	Y	Y														Y		Y	Y	Y	Y		Y	Y
		AXYS MLA-010	MLA-010		Y	Y		Y							Y	Y							Y						Y							Y	
	PCB 52/73	AXYS MLA-007	MLA-007			Y										Y							Y														
		EPA 8270	MLA-007										Y																								
	PCB 53 2,2',5,6'-Tetrachlorobiphenyl	EPA 1668	MLA-010					Y		Y	Y	Y	Y	Y	Y														Y		Y	Y	Y	Y		Y	Y
		EPA 8270	MLA-007										Y																								
		AXYS MLA-010	MLA-010		Y	Y		Y							Y	Y							Y						Y							Y	
	PCB 54 2,2',6,6'-Tetrachlorobiphenyl	EPA 1668	MLA-010					Y		Y	Y	Y	Y	Y	Y														Y		Y	Y	Y	Y		Y	Y
		EPA 8270	MLA-007										Y																								
		AXYS MLA-010	MLA-010		Y	Y		Y							Y	Y							Y						Y							Y	
	PCB 55 2,3,3',4-Tetrachlorobiphenyl	EPA 1668	MLA-010					Y		Y	Y	Y	Y	Y	Y														Y		Y	Y	Y	Y		Y	Y
		EPA 8270	MLA-007										Y																								

Accreditation Scope

AXYS Analytical Services Ltd.
file ref.: ACC-101 Rev.23

Compound Class	Compound	Accredited Method ID	AXYS Method ID	Pulp	Serum	Solids										Tissue						Urine	Water	Water, Drinking				Water, Non-Potable								
				CALA	CALA	CALA	California DPH	Florida DOH	Minnesota DOH	New Jersey DEP	New York DOH	Virginia DGS	Washington DE	Maine DOH	ANAB	CALA	Florida DOH	Minnesota DOH	New Jersey DEP	Virginia DGS	ANAB	CALA	CALA	Florida DOH	Minnesota DOH	New Jersey DEP	ANAB	California DPH	Florida DOH	Minnesota DOH	New Jersey DEP	New York DOH	Virginia DGS	Washington DE*	Maine DOH	ANAB	Pennsylvania DEP
		AXYS MLA-010	MLA-010		Y	Y		Y						Y	Y							Y						Y						Y		
	PCB 56 2,3,3',4'-Tetrachlorobiphenyl	EPA 1668	MLA-010					Y		Y	Y	Y	Y	Y	Y														Y		Y	Y	Y	Y		Y	Y
		AXYS MLA-010	MLA-010		Y	Y		Y						Y	Y								Y						Y						Y		
	PCB 56/60	AXYS MLA-007	MLA-007			Y										Y							Y														
		EPA 8270	MLA-007										Y																									
	PCB 57 2,3,3',5-Tetrachlorobiphenyl	EPA 1668	MLA-010					Y		Y	Y	Y	Y	Y	Y														Y		Y	Y	Y	Y		Y	Y
		EPA 8270	MLA-007										Y																									
		AXYS MLA-010	MLA-010		Y	Y		Y						Y	Y								Y						Y						Y		
	PCB 58 2,3,3',5'-Tetrachlorobiphenyl	EPA 1668	MLA-010					Y		Y	Y	Y	Y	Y	Y														Y		Y	Y	Y	Y		Y	Y
		EPA 8270	MLA-007										Y																									
		AXYS MLA-010	MLA-010		Y	Y		Y						Y	Y								Y						Y						Y		
	PCB 59 2,3,3',6-Tetrachlorobiphenyl	EPA 1668	MLA-010					Y		Y	Y	Y	Y	Y	Y														Y		Y	Y	Y	Y		Y	Y
		AXYS MLA-010	MLA-010		Y	Y		Y						Y	Y								Y						Y						Y		
	PCB 6 2,3'-Dichlorobiphenyl	EPA 1668	MLA-010					Y		Y	Y	Y	Y	Y	Y														Y		Y	Y	Y	Y		Y	Y
		EPA 8270	MLA-007										Y																									
		AXYS MLA-010	MLA-010		Y	Y		Y						Y	Y								Y						Y						Y		
	PCB 60 2,3,4,4'-Tetrachlorobiphenyl	EPA 1668	MLA-010					Y		Y	Y	Y	Y	Y	Y														Y		Y	Y	Y	Y		Y	Y
		AXYS MLA-010	MLA-010		Y	Y		Y						Y	Y								Y						Y						Y		
	PCB 61 2,3,4,5-Tetrachlorobiphenyl	EPA 1668	MLA-010					Y		Y	Y	Y	Y	Y	Y														Y		Y	Y	Y	Y		Y	Y
		AXYS MLA-010	MLA-010		Y	Y		Y						Y	Y								Y						Y						Y		
	PCB 62 2,3,4,6-Tetrachlorobiphenyl	EPA 1668	MLA-010					Y		Y	Y	Y	Y	Y	Y														Y		Y	Y	Y	Y		Y	Y
		AXYS MLA-010	MLA-010		Y	Y		Y						Y	Y								Y						Y						Y		
	PCB 62/65	EPA 8270	MLA-007										Y																									
	PCB 63 2,3,4',5-Tetrachlorobiphenyl	EPA 1668	MLA-010					Y		Y	Y	Y	Y	Y	Y														Y		Y	Y	Y	Y		Y	Y
		EPA 8270	MLA-007										Y																									
		AXYS MLA-010	MLA-010		Y	Y		Y						Y	Y								Y						Y						Y		
	PCB 64 2,3,4',6-Tetrachlorobiphenyl	EPA 1668	MLA-010					Y		Y	Y	Y	Y	Y	Y														Y		Y	Y	Y	Y		Y	Y
		AXYS MLA-010	MLA-010		Y	Y		Y						Y	Y								Y						Y						Y		
	PCB 65 2,3,5,6-Tetrachlorobiphenyl	EPA 1668	MLA-010					Y		Y	Y	Y	Y	Y	Y														Y		Y	Y	Y	Y		Y	Y
		AXYS MLA-010	MLA-010		Y	Y		Y						Y	Y								Y						Y						Y		
	PCB 66 2,3',4,4'-Tetrachlorobiphenyl	EPA 1668	MLA-010					Y		Y	Y	Y	Y	Y	Y														Y		Y	Y	Y	Y		Y	Y
		AXYS MLA-010	MLA-010		Y	Y		Y						Y	Y								Y						Y						Y		
	PCB 66/80	AXYS MLA-007	MLA-007			Y										Y							Y														
		EPA 8270	MLA-007										Y																									
	PCB 67 2,3',4,5-Tetrachlorobiphenyl	EPA 1668	MLA-010					Y		Y	Y	Y	Y	Y	Y														Y		Y	Y	Y	Y		Y	Y
		EPA 8270	MLA-007										Y																									
		AXYS MLA-010	MLA-010		Y	Y		Y						Y	Y								Y						Y						Y		
	PCB 68 2,3',4,5'-Tetrachlorobiphenyl	EPA 1668	MLA-010					Y		Y	Y	Y	Y	Y	Y														Y		Y	Y	Y	Y		Y	Y
		AXYS MLA-010	MLA-010		Y	Y		Y						Y	Y								Y						Y						Y		
	PCB 69 2,3',4,6-Tetrachlorobiphenyl	EPA 1668	MLA-010					Y		Y	Y	Y	Y	Y	Y														Y		Y	Y	Y	Y		Y	Y
		EPA 8270	MLA-007										Y																									
		AXYS MLA-010	MLA-010		Y	Y		Y						Y	Y								Y						Y						Y		
	PCB 7 2,4-Dichlorobiphenyl	EPA 1668	MLA-010					Y		Y	Y	Y	Y	Y	Y														Y		Y	Y	Y	Y		Y	Y
		AXYS MLA-010	MLA-010		Y	Y		Y						Y	Y								Y						Y						Y		
	PCB 7/9	EPA 8270	MLA-007										Y																									
	PCB 70 2,3',4',5-Tetrachlorobiphenyl	EPA 1668	MLA-010					Y		Y	Y	Y	Y	Y	Y														Y		Y	Y	Y	Y		Y	Y
		AXYS MLA-010	MLA-010		Y	Y		Y						Y	Y								Y						Y						Y		
	PCB 70/76	AXYS MLA-007	MLA-007			Y										Y							Y														
		EPA 8270	MLA-007										Y																									
	PCB 71 2,3',4',6-Tetrachlorobiphenyl	EPA 1668	MLA-010					Y		Y	Y	Y	Y	Y	Y														Y		Y	Y	Y	Y		Y	Y

Accreditation Scope

AXYS Analytical Services Ltd.
file ref.: ACC-101 Rev.23

Compound Class	Compound	Accredited Method ID	AXYS Method ID	Pulp	Serum	Solids										Tissue						Urine	Water	Water, Drinking				Water, Non-Potable									
				CALA	CALA	CALA	California DPH	Florida DOH	Minnesota DOH	New Jersey DEP	New York DOH	Virginia DGS	Washington DE	Maine DOH	ANAB	CALA	Florida DOH	Minnesota DOH	New Jersey DEP	Virginia DGS	ANAB	CALA	CALA	Florida DOH	Minnesota DOH	New Jersey DEP	ANAB	California DPH	Florida DOH	Minnesota DOH	New Jersey DEP	New York DOH	Virginia DGS	Washington DE*	Maine DOH	ANAB	Pennsylvania DEP
		AXYS MLA-010	MLA-010		Y	Y		Y						Y	Y							Y						Y							Y	
	PCB 72 2,3',5,5'-Tetrachlorobiphenyl	EPA 1668	MLA-010					Y		Y	Y	Y	Y	Y	Y														Y		Y	Y	Y	Y		Y	Y
		EPA 8270	MLA-007										Y																								
		AXYS MLA-010	MLA-010		Y	Y		Y							Y	Y							Y						Y							Y	
	PCB 73 2,3',5',6-Tetrachlorobiphenyl	EPA 1668	MLA-010					Y		Y	Y	Y	Y	Y	Y														Y		Y	Y	Y	Y		Y	Y
		AXYS MLA-010	MLA-010		Y	Y		Y							Y	Y							Y						Y							Y	
	PCB 74 2,4,4',5-Tetrachlorobiphenyl	AXYS MLA-901	MLA-901		Y																																
		EPA 1668	MLA-010					Y		Y	Y	Y	Y	Y	Y														Y		Y	Y	Y	Y		Y	Y
		AXYS MLA-010	MLA-010		Y	Y		Y							Y	Y							Y						Y							Y	
	PCB 74/61	AXYS MLA-007	MLA-007			Y										Y							Y														
		EPA 8270	MLA-007										Y																								
	PCB 75 2,4,4',6-Tetrachlorobiphenyl	EPA 1668	MLA-010					Y		Y	Y	Y	Y	Y	Y														Y		Y	Y	Y	Y		Y	Y
		AXYS MLA-010	MLA-010		Y	Y		Y							Y	Y							Y						Y							Y	
	PCB 76 2,3',4',5'-Tetrachlorobiphenyl	EPA 1668	MLA-010					Y		Y	Y	Y	Y	Y	Y														Y		Y	Y	Y	Y		Y	Y
		AXYS MLA-010	MLA-010		Y	Y		Y							Y	Y							Y						Y							Y	
	PCB 77 3,3',4,4'-Tetrachlorobiphenyl	AXYS MLA-007	MLA-007			Y										Y							Y														
		EPA 1668	MLA-010					Y		Y	Y	Y	Y	Y	Y														Y		Y	Y	Y	Y		Y	Y
		EPA 8270	MLA-007										Y																								
		AXYS MLA-010	MLA-010		Y	Y		Y							Y	Y							Y						Y							Y	
	PCB 78 3,3',4,5-Tetrachlorobiphenyl	EPA 1668	MLA-010					Y		Y	Y	Y	Y	Y	Y														Y		Y	Y	Y	Y		Y	Y
		EPA 8270	MLA-007										Y																								
		AXYS MLA-010	MLA-010		Y	Y		Y							Y	Y							Y						Y							Y	
	PCB 79 3,3',4,5'-Tetrachlorobiphenyl	EPA 1668	MLA-010					Y		Y	Y	Y	Y	Y	Y														Y		Y	Y	Y	Y		Y	Y
		EPA 8270	MLA-007										Y																								
		AXYS MLA-010	MLA-010		Y	Y		Y							Y	Y							Y						Y							Y	
	PCB 8 2,4'-Dichlorobiphenyl	EPA 1668	MLA-010					Y		Y	Y	Y	Y	Y	Y														Y		Y	Y	Y	Y		Y	Y
		AXYS MLA-010	MLA-010		Y	Y		Y							Y	Y							Y						Y							Y	
	PCB 8/5	AXYS MLA-007	MLA-007			Y										Y							Y														
		EPA 8270	MLA-007										Y																								
	PCB 80 3,3',5,5'-Tetrachlorobiphenyl	EPA 1668	MLA-010					Y		Y	Y	Y	Y	Y	Y														Y		Y	Y	Y	Y		Y	Y
		AXYS MLA-010	MLA-010		Y	Y		Y							Y	Y							Y						Y							Y	
	PCB 81 3,4,4',5-Tetrachlorobiphenyl	EPA 1668	MLA-010					Y		Y	Y	Y	Y	Y	Y														Y		Y	Y	Y	Y		Y	Y
		EPA 8270	MLA-007										Y																								
		AXYS MLA-010	MLA-010		Y	Y		Y							Y	Y							Y						Y							Y	
	PCB 82 2,2',3,3',4-Pentachlorobiphenyl	EPA 1668	MLA-010					Y		Y	Y	Y	Y	Y	Y														Y		Y	Y	Y	Y		Y	Y
		EPA 8270	MLA-007										Y																								
		AXYS MLA-010	MLA-010		Y	Y		Y							Y	Y							Y						Y							Y	
	PCB 83 2,2',3,3',5-Pentachlorobiphenyl	EPA 1668	MLA-010					Y		Y	Y	Y	Y	Y	Y														Y		Y	Y	Y	Y		Y	Y
		AXYS MLA-010	MLA-010		Y	Y		Y							Y	Y							Y						Y							Y	
	PCB 83/108	AXYS MLA-007	MLA-007			Y										Y							Y														
		EPA 8270	MLA-007										Y																								
	PCB 84 2,2',3,3',6-Pentachlorobiphenyl	AXYS MLA-007	MLA-007			Y										Y							Y														
		EPA 1668	MLA-010					Y		Y	Y	Y	Y		Y														Y		Y	Y	Y	Y		Y	Y
		EPA 8270	MLA-007										Y																								
		AXYS MLA-010	MLA-010		Y	Y		Y							Y	Y							Y						Y							Y	
	PCB 85 2,2',3,4,4'-Pentachlorobiphenyl	EPA 1668	MLA-010					Y		Y	Y	Y	Y	Y	Y														Y		Y	Y	Y	Y		Y	Y
		AXYS MLA-010	MLA-010		Y	Y		Y							Y	Y							Y						Y							Y	
	PCB 85/120	AXYS MLA-007	MLA-007			Y										Y							Y														
		EPA 8270	MLA-007										Y																								
	PCB 86 2,2',3,4,5-Pentachlorobiphenyl	EPA 1668	MLA-010					Y		Y	Y	Y	Y	Y	Y														Y		Y	Y	Y	Y		Y	Y

Accreditation Scope

AXYS Analytical Services Ltd.
file ref.: ACC-101 Rev.23

Compound Class	Compound	Accredited Method ID	AXYS Method ID	Pulp: CALA	Serum: CALA	Solids: CALA	Solids: California DPH	Solids: Florida DOH	Solids: Minnesota DOH	Solids: New Jersey DEP	Solids: New York DOH	Solids: Virginia DGS	Solids: Washington DE	Solids: Maine DOH	Solids: ANAB	Tissue: CALA	Tissue: Florida DOH	Tissue: Minnesota DOH	Tissue: New Jersey DEP	Tissue: Virginia DGS	Tissue: ANAB	Urine: CALA	Water: CALA	Water, Drinking: Florida DOH	Water, Drinking: Minnesota DOH	Water, Drinking: New Jersey DEP	Water, Drinking: ANAB	Water, Non-Potable: California DPH	Water, Non-Potable: Florida DOH	Water, Non-Potable: Minnesota DOH	Water, Non-Potable: New Jersey DEP	Water, Non-Potable: New York DOH	Water, Non-Potable: Virginia DGS	Water, Non-Potable: Washington DE*	Water, Non-Potable: Maine DOH	Water, Non-Potable: ANAB	Water, Non-Potable: Pennsylvania DEP
		AXYS MLA-010	MLA-010		Y	Y		Y							Y	Y						Y													Y	
	PCB 87 2,2',3,4,5'-Pentachlorobiphenyl	EPA 1668	MLA-010					Y		Y	Y	Y	Y	Y	Y														Y		Y	Y	Y			Y	Y
		AXYS MLA-010	MLA-010		Y	Y		Y							Y	Y						Y													Y	
	PCB 87/115/116	AXYS MLA-007	MLA-007			Y										Y						Y														
		EPA 8270	MLA-007										Y																								
	PCB 88 2,2',3,4,6-Pentachlorobiphenyl	EPA 1668	MLA-010					Y		Y	Y	Y	Y	Y	Y														Y		Y	Y	Y			Y	Y
		AXYS MLA-010	MLA-010		Y	Y		Y							Y	Y						Y													Y	
	PCB 88/121	EPA 8270	MLA-007										Y																								
	PCB 89 2,2',3,4,6'-Pentachlorobiphenyl	EPA 1668	MLA-010					Y		Y	Y	Y	Y	Y	Y														Y		Y	Y	Y			Y	Y
		AXYS MLA-010	MLA-010		Y	Y		Y							Y	Y						Y													Y	
	PCB 9 2,5-Dichlorobiphenyl	EPA 1668	MLA-010					Y		Y	Y	Y	Y		Y														Y		Y	Y	Y			Y	Y
		AXYS MLA-010	MLA-010		Y	Y		Y							Y	Y						Y													Y	
	PCB 90 2,2',3,4',5-Pentachlorobiphenyl	EPA 1668	MLA-010					Y		Y	Y	Y	Y	Y	Y														Y		Y	Y	Y			Y	Y
		AXYS MLA-010	MLA-010		Y	Y		Y							Y	Y						Y													Y	
	PCB 91 2,2',3,4',6-Pentachlorobiphenyl	AXYS MLA-007	MLA-007			Y										Y						Y														
		EPA 1668	MLA-010					Y		Y	Y	Y	Y	Y	Y														Y		Y	Y	Y			Y	Y
		EPA 8270	MLA-007										Y																								
		AXYS MLA-010	MLA-010		Y	Y		Y							Y	Y						Y													Y	
	PCB 92 2,2',3,5,5'-Pentachlorobiphenyl	EPA 1668	MLA-010					Y		Y	Y	Y	Y	Y	Y														Y		Y	Y	Y			Y	Y
		EPA 8270	MLA-007										Y																								
		AXYS MLA-010	MLA-010		Y	Y		Y							Y	Y						Y													Y	
	PCB 93 2,2',3,5,6-Pentachlorobiphenyl	EPA 1668	MLA-010					Y		Y	Y	Y	Y	Y	Y														Y		Y	Y	Y			Y	Y
		AXYS MLA-010	MLA-010		Y	Y		Y							Y	Y						Y													Y	
	PCB 94 2,2',3,5,6'-Pentachlorobiphenyl	EPA 1668	MLA-010					Y		Y	Y	Y	Y	Y	Y														Y		Y	Y	Y			Y	Y
		EPA 8270	MLA-007										Y																								
		AXYS MLA-010	MLA-010		Y	Y		Y							Y	Y						Y													Y	
	PCB 95 2,2',3,5',6-Pentachlorobiphenyl	EPA 1668	MLA-010					Y		Y	Y	Y	Y	Y	Y														Y		Y	Y	Y			Y	Y
		AXYS MLA-010	MLA-010		Y	Y		Y							Y	Y						Y													Y	
	PCB 95/93	AXYS MLA-007	MLA-007			Y										Y						Y														
		EPA 8270	MLA-007										Y																								
	PCB 96 2,2',3,6,6'-Pentachlorobiphenyl	EPA 1668	MLA-010					Y		Y	Y	Y	Y	Y	Y														Y		Y	Y	Y			Y	Y
		EPA 8270	MLA-007										Y																								
		AXYS MLA-010	MLA-010		Y	Y		Y							Y	Y						Y													Y	
	PCB 97 2,2',3,4',5'-Pentachlorobiphenyl	EPA 1668	MLA-010					Y		Y	Y	Y	Y	Y	Y														Y		Y	Y	Y			Y	Y
		AXYS MLA-010	MLA-010		Y	Y		Y							Y	Y						Y													Y	
	PCB 97/86	AXYS MLA-007	MLA-007			Y										Y						Y														
		EPA 8270	MLA-007										Y																								
	PCB 98 2,2',3,4',6'-Pentachlorobiphenyl	EPA 1668	MLA-010					Y		Y	Y	Y	Y	Y	Y														Y		Y	Y	Y			Y	Y
		AXYS MLA-010	MLA-010		Y	Y		Y							Y	Y						Y													Y	
	PCB 98/102	EPA 8270	MLA-007										Y																								
	PCB 99 2,2',4,4',5-Pentachlorobiphenyl	AXYS MLA-007	MLA-007			Y										Y						Y														
		AXYS MLA-901	MLA-901		Y																																
		EPA 1668	MLA-010					Y		Y	Y	Y	Y	Y	Y														Y		Y	Y	Y			Y	Y
		EPA 8270	MLA-007										Y																								
		AXYS MLA-010	MLA-010		Y	Y		Y							Y	Y						Y													Y	
	PCB Aroclor 1016	AXYS MLA-007	MLA-007			Y		Y							Y	Y						Y							Y							Y	
		EPA 1668	MLA-010					Y			Y				Y														Y			Y			Y	Y	
		EPA 625	MLA-007																										Y	Y			Y	Y		Y	Y
		EPA 8270	MLA-007				Y	Y			Y	Y			Y																						
		AXYS MLA-010	MLA-010					Y							Y														Y							Y	

Accreditation Scope

AXYS Analytical Services Ltd.
file ref.: ACC-101 Rev.23

Compound Class	Compound	Accredited Method ID	AXYS Method ID	Pulp	Serum	Solids									Tissue							Urine	Water	Water, Drinking				Water, Non-Potable								
				CALA	CALA	CALA	California DPH	Florida DOH	Minnesota DOH	New Jersey DEP	New York DOH	Virginia DGS	Washington DE	Maine DOH	ANAB	CALA	Florida DOH	Minnesota DOH	New Jersey DEP	Virginia DGS	ANAB	CALA	CALA	Florida DOH	Minnesota DOH	New Jersey DEP	ANAB	California DPH	Florida DOH	Minnesota DOH	New Jersey DEP	New York DOH	Virginia DGS	Washington DE*	Maine DOH	ANAB	Pennsylvania DEP
	PCB Aroclor 1016/1242	EPA 8270	MLA-007										Y																						
	PCB Aroclor 1221	AXYS MLA-007	MLA-007			Y		Y							Y	Y							Y						Y							Y	
		EPA 1668	MLA-010					Y			Y				Y														Y			Y			Y	Y	
		EPA 625	MLA-007																										Y	Y			Y	Y		Y	Y	
		EPA 8270	MLA-007				Y	Y			Y	Y	Y		Y																						
		AXYS MLA-010	MLA-010					Y							Y															Y						Y	
	PCB Aroclor 1232	AXYS MLA-007	MLA-007			Y		Y							Y	Y							Y						Y							Y	
		EPA 1668	MLA-010					Y			Y				Y														Y			Y			Y	Y	
		EPA 625	MLA-007																										Y	Y			Y	Y		Y	Y	
		EPA 8270	MLA-007				Y	Y			Y	Y	Y		Y																						
		AXYS MLA-010	MLA-010					Y							Y															Y						Y	
	PCB Aroclor 1242	AXYS MLA-007	MLA-007			Y		Y							Y	Y							Y						Y							Y	
		EPA 1668	MLA-010					Y			Y				Y														Y			Y			Y	Y	
		EPA 625	MLA-007																										Y	Y			Y	Y		Y	Y	
		EPA 8270	MLA-007				Y	Y			Y	Y			Y																						
		AXYS MLA-010	MLA-010					Y							Y															Y						Y	
	PCB Aroclor 1248	AXYS MLA-007	MLA-007			Y		Y							Y	Y							Y						Y							Y	
		EPA 1668	MLA-010					Y			Y				Y														Y			Y			Y	Y	
		EPA 625	MLA-007																										Y	Y			Y	Y		Y	Y	
		EPA 8270	MLA-007				Y	Y			Y	Y			Y																						
		AXYS MLA-010	MLA-010					Y							Y															Y						Y	
	PCB Aroclor 1254	AXYS MLA-007	MLA-007			Y		Y							Y	Y							Y						Y							Y	
		EPA 1668	MLA-010					Y			Y				Y														Y			Y			Y	Y	
		EPA 625	MLA-007																										Y	Y			Y	Y		Y	Y	
		EPA 8270	MLA-007				Y	Y			Y	Y	Y		Y																						
		AXYS MLA-010	MLA-010					Y							Y															Y						Y	
	PCB Aroclor 1260	AXYS MLA-007	MLA-007			Y		Y							Y	Y							Y						Y							Y	
		EPA 1668	MLA-010					Y			Y				Y														Y			Y			Y	Y	
		EPA 625	MLA-007																										Y	Y			Y	Y		Y	Y	
		EPA 8270	MLA-007				Y	Y			Y	Y	Y		Y																						
		AXYS MLA-010	MLA-010					Y							Y															Y						Y	
	PCB Aroclor 1268	AXYS MLA-007	MLA-007			Y										Y							Y														
	PCB congeners, total	EPA 1668	MLA-010					Y			Y				Y														Y			Y				Y	
		AXYS MLA-010	MLA-010					Y							Y														Y							Y	
	Total Dichlorobiphenyls	AXYS MLA-007	MLA-007			Y										Y							Y														
		EPA 8270	MLA-007										Y																									
		AXYS MLA-010	MLA-010		Y	Y										Y							Y														
	Total Heptachlorobiphenyls	AXYS MLA-007	MLA-007			Y										Y							Y														
		EPA 8270	MLA-007										Y																									
		AXYS MLA-010	MLA-010		Y	Y										Y							Y														
	Total Hexachlorobiphenyls	AXYS MLA-007	MLA-007			Y										Y							Y														
		EPA 8270	MLA-007										Y																									
		AXYS MLA-010	MLA-010		Y	Y										Y							Y														
	Total Monochlorobiphenyls	AXYS MLA-010	MLA-010		Y	Y										Y							Y														
	Total Nonachlorobiphenyls	AXYS MLA-007	MLA-007			Y										Y							Y														
		EPA 8270	MLA-007										Y																									
		AXYS MLA-010	MLA-010		Y	Y										Y							Y														
	Total Octachlorobiphenyls	AXYS MLA-007	MLA-007			Y										Y							Y														
		EPA 8270	MLA-007										Y																									
		AXYS MLA-010	MLA-010		Y	Y										Y							Y														

Accreditation Scope

AXYS Analytical Services Ltd.
file ref.: ACC-101 Rev.23

Compound Class	Compound	Accredited Method ID	AXYS Method ID	Pulp	Serum	Solids									Tissue							Urine	Water	Water, Drinking				Water, Non-Potable									
				CALA	CALA	CALA	California DPH	Florida DOH	Minnesota DOH	New Jersey DEP	New York DOH	Virginia DGS	Washington DE	Maine DOH	ANAB	CALA	Florida DOH	Minnesota DOH	New Jersey DEP	Virginia DGS	ANAB	CALA	CALA	Florida DOH	Minnesota DOH	New Jersey DEP	ANAB	California DPH	Florida DOH	Minnesota DOH	New Jersey DEP	New York DOH	Virginia DGS	Washington DE*	Maine DOH	ANAB	Pennsylvania DEP
	Total Pentachlorobiphenyls	AXYS MLA-007	MLA-007			Y									Y								Y													
		EPA 8270	MLA-007										Y																							
		AXYS MLA-010	MLA-010		Y	Y									Y								Y													
	Total Polychlorinated biphenyls	AXYS MLA-007	MLA-007			Y									Y								Y													
	Total Tetrachlorobiphenyls	AXYS MLA-007	MLA-007			Y									Y								Y													
		EPA 8270	MLA-007										Y																							
		AXYS MLA-010	MLA-010		Y	Y									Y								Y													
	Total Trichlorobiphenyls	AXYS MLA-007	MLA-007			Y									Y								Y													
		EPA 8270	MLA-007										Y																							
		AXYS MLA-010	MLA-010		Y	Y									Y								Y													
PCDDF	1,2,3,4,6,7,8-HpCDD	EPA 1613	MLA-017										Y	Y	Y						Y							Y	Y		Y	Y	Y	Y	Y	Y	
		EPA 8290	MLA-017				Y	Y		Y	Y	Y			Y		Y		Y	Y	Y								Y			Y	Y			Y	
		AXYS MLA-017	MLA-017	Y	Y	Y		Y							Y	Y	Y				Y		Y						Y							Y	
	1,2,3,4,6,7,8-HpCDF	EPA 1613	MLA-017										Y	Y	Y						Y							Y	Y		Y	Y	Y	Y	Y	Y	
		EPA 8290	MLA-017				Y	Y		Y	Y	Y			Y		Y		Y	Y	Y								Y			Y	Y			Y	
		AXYS MLA-017	MLA-017	Y	Y	Y		Y							Y	Y	Y				Y		Y						Y							Y	
	1,2,3,4,7,8,9-HpCDF	EPA 1613	MLA-017										Y	Y	Y						Y							Y	Y		Y	Y	Y	Y	Y	Y	
		EPA 8290	MLA-017				Y	Y		Y	Y	Y			Y		Y		Y	Y	Y								Y			Y	Y			Y	
		AXYS MLA-017	MLA-017	Y	Y	Y		Y							Y	Y	Y				Y		Y						Y							Y	
	1,2,3,4,7,8-HxCDD	EPA 1613	MLA-017										Y	Y	Y						Y							Y	Y		Y	Y	Y	Y	Y	Y	
		EPA 8290	MLA-017				Y	Y		Y	Y	Y			Y		Y		Y	Y	Y								Y			Y	Y			Y	
		AXYS MLA-017	MLA-017	Y	Y	Y		Y							Y	Y	Y				Y		Y						Y							Y	
	1,2,3,4,7,8-HxCDF	EPA 1613	MLA-017										Y	Y	Y						Y							Y	Y		Y	Y	Y	Y	Y	Y	
		EPA 8290	MLA-017				Y	Y		Y	Y	Y			Y		Y		Y	Y	Y								Y			Y	Y			Y	
		AXYS MLA-017	MLA-017	Y	Y	Y		Y							Y	Y	Y				Y		Y						Y							Y	
	1,2,3,6,7,8-HxCDD	EPA 1613	MLA-017										Y	Y	Y						Y							Y	Y		Y	Y	Y	Y	Y	Y	
		EPA 8290	MLA-017				Y	Y		Y	Y	Y			Y		Y		Y	Y	Y								Y			Y	Y			Y	
		AXYS MLA-017	MLA-017	Y	Y	Y		Y							Y	Y	Y				Y		Y						Y							Y	
	1,2,3,6,7,8-HxCDF	EPA 1613	MLA-017										Y	Y	Y						Y							Y	Y		Y	Y	Y	Y	Y	Y	
		EPA 8290	MLA-017				Y	Y		Y	Y	Y			Y		Y		Y	Y	Y								Y			Y	Y			Y	
		AXYS MLA-017	MLA-017	Y	Y	Y		Y							Y	Y	Y				Y		Y						Y							Y	
	1,2,3,7,8,9-HxCDD	EPA 1613	MLA-017										Y	Y	Y						Y							Y	Y		Y	Y	Y	Y	Y	Y	
		EPA 8290	MLA-017				Y	Y		Y	Y	Y			Y		Y		Y	Y	Y								Y			Y	Y			Y	
		AXYS MLA-017	MLA-017	Y	Y	Y		Y							Y	Y	Y				Y		Y						Y							Y	
	1,2,3,7,8,9-HxCDF	EPA 1613	MLA-017										Y	Y	Y						Y							Y	Y		Y	Y	Y	Y	Y	Y	
		EPA 8290	MLA-017				Y	Y		Y	Y	Y			Y		Y		Y	Y	Y								Y			Y	Y			Y	
		AXYS MLA-017	MLA-017	Y	Y	Y		Y							Y	Y	Y				Y		Y						Y							Y	
	1,2,3,7,8-PeCDD	EPA 1613	MLA-017										Y	Y	Y						Y							Y	Y		Y	Y	Y	Y	Y	Y	
		EPA 8290	MLA-017				Y	Y		Y	Y	Y			Y		Y		Y	Y	Y								Y			Y	Y			Y	
		AXYS MLA-017	MLA-017	Y	Y	Y		Y							Y	Y	Y				Y		Y						Y							Y	
	1,2,3,7,8-PeCDF	EPA 1613	MLA-017										Y	Y	Y						Y							Y	Y		Y	Y	Y	Y	Y	Y	
		EPA 8290	MLA-017				Y	Y		Y	Y	Y			Y		Y		Y	Y	Y								Y			Y	Y			Y	
		AXYS MLA-017	MLA-017	Y	Y	Y		Y							Y	Y	Y				Y		Y						Y							Y	
	2,3,4,6,7,8-HxCDF	EPA 1613	MLA-017										Y	Y	Y						Y							Y	Y		Y	Y	Y	Y	Y	Y	
		EPA 8290	MLA-017				Y	Y		Y	Y	Y			Y		Y		Y	Y	Y								Y			Y	Y			Y	
		AXYS MLA-017	MLA-017	Y	Y	Y		Y							Y	Y	Y				Y		Y						Y							Y	
	2,3,4,7,8-PeCDF	EPA 1613	MLA-017										Y	Y	Y						Y							Y	Y		Y	Y	Y	Y	Y	Y	
		EPA 8290	MLA-017				Y	Y		Y	Y	Y			Y		Y		Y	Y	Y								Y			Y	Y			Y	
		AXYS MLA-017	MLA-017	Y	Y	Y		Y							Y	Y	Y				Y		Y						Y							Y	
	2,3,7,8-TCDD	EPA 1613	MLA-017										Y	Y	Y						Y							Y	Y		Y	Y	Y	Y	Y	Y	

Accreditation Scope

AXYS Analytical Services Ltd.
file ref.: ACC-101 Rev.23

Compound Class	Compound	Accredited Method ID	AXYS Method ID	Pulp	Serum	Solids									Tissue						Urine	Water	Water, Drinking				Water, Non-Potable								
				CALA	CALA	CALA	California DPH	Florida DOH	Minnesota DOH	New Jersey DEP	New York DOH	Virginia DGS	Washington DE	Maine DOH	ANAB	CALA	Florida DOH	Minnesota DOH	New Jersey DEP	Virginia DGS	ANAB	CALA	CALA	Florida DOH	Minnesota DOH	New Jersey DEP	ANAB	California DPH	Florida DOH	Minnesota DOH	New Jersey DEP	New York DOH	Virginia DGS	Washington DE*	Maine DOH	ANAB	Pennsylvania DEP
		EPA 8290	MLA-017				Y	Y		Y	Y	Y			Y		Y		Y	Y	Y								Y			Y	Y			Y	
		AXYS MLA-017	MLA-017	Y	Y	Y		Y							Y	Y	Y				Y		Y						Y							Y	
	2,3,7,8-TCDF	EPA 1613	MLA-017										Y	Y	Y						Y							Y	Y		Y	Y	Y	Y	Y	Y	
		EPA 8290	MLA-017				Y	Y		Y	Y	Y			Y		Y		Y	Y	Y									Y			Y	Y			Y	
		AXYS MLA-017	MLA-017	Y	Y	Y		Y							Y	Y	Y				Y		Y							Y							Y	
	OCDD	EPA 1613	MLA-017										Y	Y	Y						Y							Y	Y		Y	Y	Y	Y	Y	Y	
		EPA 8290	MLA-017				Y	Y		Y	Y	Y			Y		Y		Y	Y	Y									Y			Y	Y			Y	
		AXYS MLA-017	MLA-017	Y	Y	Y		Y							Y	Y	Y				Y		Y							Y							Y	
	OCDF	EPA 1613	MLA-017										Y	Y	Y						Y							Y	Y		Y	Y	Y	Y	Y	Y	
		EPA 8290	MLA-017				Y	Y		Y	Y	Y			Y		Y		Y	Y	Y									Y			Y	Y			Y	
		AXYS MLA-017	MLA-017	Y	Y	Y		Y							Y	Y	Y				Y		Y							Y							Y	
	Total HpCDD	EPA 1613	MLA-017											Y	Y						Y							Y	Y						Y	Y	
		EPA 8290	MLA-017					Y		Y		Y			Y		Y		Y	Y	Y									Y				Y			Y	
		AXYS MLA-017	MLA-017					Y							Y		Y				Y									Y							Y	
	Total HpCDF	EPA 1613	MLA-017											Y	Y						Y							Y	Y						Y	Y	
		EPA 8290	MLA-017					Y		Y		Y			Y		Y		Y	Y	Y									Y				Y			Y	
		AXYS MLA-017	MLA-017					Y							Y		Y				Y									Y							Y	
	Total HxCDD	EPA 1613	MLA-017											Y	Y						Y							Y	Y						Y	Y	
		EPA 8290	MLA-017					Y		Y		Y			Y		Y		Y	Y	Y									Y				Y			Y	
		AXYS MLA-017	MLA-017					Y							Y		Y				Y									Y							Y	
	Total HxCDF	EPA 1613	MLA-017											Y	Y						Y							Y	Y						Y	Y	
		EPA 8290	MLA-017					Y		Y		Y			Y		Y		Y	Y	Y									Y				Y			Y	
		AXYS MLA-017	MLA-017					Y							Y		Y				Y									Y							Y	
	Total PeCDD	EPA 1613	MLA-017											Y	Y						Y							Y	Y						Y	Y	
		EPA 8290	MLA-017					Y		Y		Y			Y		Y		Y	Y	Y									Y				Y			Y	
		AXYS MLA-017	MLA-017					Y							Y		Y				Y									Y							Y	
	Total PeCDF	EPA 1613	MLA-017											Y	Y						Y							Y	Y						Y	Y	
		EPA 8290	MLA-017					Y		Y		Y			Y		Y		Y	Y	Y									Y				Y			Y	
		AXYS MLA-017	MLA-017					Y							Y		Y				Y									Y							Y	
	Total TCDD	EPA 1613	MLA-017											Y	Y						Y							Y	Y						Y	Y	
		EPA 8290	MLA-017					Y		Y		Y			Y		Y		Y	Y	Y									Y				Y			Y	
		AXYS MLA-017	MLA-017					Y							Y		Y				Y									Y							Y	
	Total TCDF	EPA 1613	MLA-017											Y	Y						Y							Y	Y						Y	Y	
		EPA 8290	MLA-017					Y		Y		Y			Y		Y		Y	Y	Y									Y				Y			Y	
		AXYS MLA-017	MLA-017					Y							Y		Y				Y									Y							Y	
PFC	Perfluorobutanesulfonate (PFBS)	AXYS MLA-041	MLA-041			Y		Y	Y	Y					Y																						
		AXYS MLA-042	MLA-042		Y																																
		AXYS MLA-043	MLA-043													Y	Y	Y	Y		Y																
		AXYS MLA-060	MLA-060																				Y	Y	Y	Y	Y			Y	Y	Y					Y	
	Perfluorobutanoate (PFBA)	AXYS MLA-041	MLA-041			Y		Y	Y	Y					Y																						
		AXYS MLA-042	MLA-042		Y																																
		AXYS MLA-043	MLA-043													Y	Y	Y	Y		Y																
		AXYS MLA-060	MLA-060																				Y	Y	Y	Y	Y			Y	Y	Y					Y	
	Perfluorodecanoate (PFDA)	AXYS MLA-041	MLA-041			Y		Y	Y	Y					Y																						
		AXYS MLA-042	MLA-042		Y																																
		AXYS MLA-043	MLA-043													Y	Y	Y	Y		Y																
		AXYS MLA-060	MLA-060																				Y	Y	Y	Y	Y			Y	Y	Y					Y	
	Perfluorododecanoate (PFDoA)	AXYS MLA-041	MLA-041			Y		Y	Y	Y					Y																						
		AXYS MLA-042	MLA-042		Y																																
		AXYS MLA-043	MLA-043													Y	Y	Y	Y		Y																

Accreditation Scope

AXYS Analytical Services Ltd.
file ref.: ACC-101 Rev.23

Compound Class	Compound	Accredited Method ID	AXYS Method ID	Pulp	Serum	Solids									Tissue						Urine	Water	Water, Drinking				Water, Non-Potable								
				CALA	CALA	CALA	California DPH	Florida DOH	Minnesota DOH	New Jersey DEP	New York DOH	Virginia DGS	Washington DE	Maine DOH	ANAB	CALA	Florida DOH	Minnesota DOH	New Jersey DEP	Virginia DGS	ANAB	CALA	CALA	Florida DOH	Minnesota DOH	New Jersey DEP	ANAB	California DPH	Florida DOH	Minnesota DOH	New Jersey DEP	New York DOH	Virginia DGS	Washington DE*	Maine DOH	ANAB	Pennsylvania DEP
		AXYS MLA-060	MLA-060																			Y	Y	Y	Y	Y									Y	
	Perfluoroheptanoate (PFHpA)	AXYS MLA-041	MLA-041			Y		Y	Y	Y				Y																						
		AXYS MLA-042	MLA-042		Y																															
		AXYS MLA-043	MLA-043												Y	Y	Y	Y		Y																
		AXYS MLA-060	MLA-060																			Y	Y	Y	Y	Y									Y	
	Perfluorohexanesulfonate (PFHxS)	AXYS MLA-041	MLA-041			Y		Y	Y	Y				Y																						
		AXYS MLA-042	MLA-042		Y																															
		AXYS MLA-043	MLA-043												Y	Y	Y	Y		Y																
		AXYS MLA-060	MLA-060																			Y	Y	Y	Y	Y									Y	
	Perfluorohexanoate (PFHxA)	AXYS MLA-041	MLA-041			Y		Y	Y	Y				Y																						
		AXYS MLA-042	MLA-042		Y																															
		AXYS MLA-043	MLA-043												Y	Y	Y	Y		Y																
		AXYS MLA-060	MLA-060																			Y	Y	Y	Y	Y									Y	
	Perfluorononanoate (PFNA)	AXYS MLA-041	MLA-041			Y		Y	Y	Y				Y																						
		AXYS MLA-042	MLA-042		Y																															
		AXYS MLA-043	MLA-043												Y	Y	Y	Y		Y																
		AXYS MLA-060	MLA-060																			Y	Y	Y	Y	Y									Y	
	Perfluorooctane sulfonamide (PFOSA)	AXYS MLA-041	MLA-041			Y		Y	Y	Y				Y																						
		AXYS MLA-042	MLA-042		Y																															
		AXYS MLA-043	MLA-043												Y	Y	Y	Y		Y																
		AXYS MLA-060	MLA-060																			Y	Y	Y	Y	Y									Y	
	Perfluorooctanesulfonate (PFOS)	AXYS MLA-041	MLA-041			Y		Y	Y	Y				Y																						
		AXYS MLA-042	MLA-042		Y																															
		AXYS MLA-043	MLA-043												Y	Y	Y	Y		Y																
		AXYS MLA-060	MLA-060																			Y	Y	Y	Y	Y									Y	
	Perfluorooctanoate (PFOA)	AXYS MLA-041	MLA-041			Y		Y	Y	Y				Y																						
		AXYS MLA-042	MLA-042		Y																															
		AXYS MLA-043	MLA-043												Y	Y	Y	Y		Y																
		AXYS MLA-060	MLA-060																			Y	Y	Y	Y	Y									Y	
	Perfluoropentanoate (PFPeA)	AXYS MLA-041	MLA-041			Y		Y	Y	Y				Y																						
		AXYS MLA-042	MLA-042		Y																															
		AXYS MLA-043	MLA-043												Y	Y	Y	Y		Y																
		AXYS MLA-060	MLA-060																			Y	Y	Y	Y	Y									Y	
	Perfluoroundecanoate (PFUnA)	AXYS MLA-041	MLA-041			Y		Y	Y	Y				Y																						
		AXYS MLA-042	MLA-042		Y																															
		AXYS MLA-043	MLA-043												Y	Y	Y	Y		Y																
		AXYS MLA-060	MLA-060																			Y	Y	Y	Y	Y									Y	
PPCP	1,7-Dimethylxanthine	EPA 1694	MLA-075											Y																				Y	
		AXYS MLA-075	MLA-075			Y																	Y													
	10-hydroxy-amitriptyline	AXYS MLA-075	MLA-075			Y																	Y													
	2-hydroxy-ibuprofen	AXYS MLA-075	MLA-075			Y																	Y													
	4-Epianhydrochlortetracycline (EACTC)	EPA 1694	MLA-075											Y																				Y	
		AXYS MLA-075	MLA-075			Y																	Y													
	4-Epianhydrotetracycline (EATC)	EPA 1694	MLA-075											Y																				Y	
		AXYS MLA-075	MLA-075			Y																	Y													
	4-Epichlortetracycline (ECTC)	EPA 1694	MLA-075											Y																				Y	
		AXYS MLA-075	MLA-075			Y																	Y													
	4-Epioxytetracycline (EOTC)	EPA 1694	MLA-075											Y																				Y	
		AXYS MLA-075	MLA-075			Y																	Y													
	4-Epitetracycline (ETC)	EPA 1694	MLA-075											Y																				Y	

Accreditation Scope

AXYS Analytical Services Ltd.
file ref.: ACC-101 Rev.23

Compound Class	Compound	Accredited Method ID	AXYS Method ID	Pulp		Serum		Solids										Tissue						Urine		Water		Water, Drinking				Water, Non-Potable									
				CALA		CALA		CALA	California DPH	Florida DOH	Minnesota DOH	New Jersey DEP	New York DOH	Virginia DGS	Washington DE	Maine DOH	ANAB	CALA	Florida DOH	Minnesota DOH	New Jersey DEP	Virginia DGS	ANAB	CALA		CALA		Florida DOH	Minnesota DOH	New Jersey DEP	ANAB	California DPH	Florida DOH	Minnesota DOH	New Jersey DEP	New York DOH	Virginia DGS	Washington DE*	Maine DOH	ANAB	Pennsylvania DEP
		AXYS MLA-075	MLA-075					Y																		Y															
	Acetaminophen	EPA 1694	MLA-075													Y																							Y		
		AXYS MLA-075	MLA-075					Y																		Y															
	Albuterol	EPA 1694	MLA-075													Y																							Y		
		AXYS MLA-075	MLA-075					Y																		Y															
	Alprazolam	AXYS MLA-075	MLA-075					Y																		Y															
	Amitriptyline	AXYS MLA-075	MLA-075					Y																		Y															
	Amlodipine	AXYS MLA-075	MLA-075					Y																		Y															
	Amphetamine	AXYS MLA-075	MLA-075					Y																		Y															
	Anhydrochlortetracycline (ACTC)	EPA 1694	MLA-075													Y																							Y		
		AXYS MLA-075	MLA-075					Y																		Y															
	Anhydrotetracycline (ATC)	EPA 1694	MLA-075													Y																							Y		
		AXYS MLA-075	MLA-075					Y																		Y															
	Atenolol	AXYS MLA-075	MLA-075					Y																		Y															
	Atorvastatin	AXYS MLA-075	MLA-075					Y																		Y															
	Azithromycin	EPA 1694	MLA-075													Y																							Y		
		AXYS MLA-075	MLA-075					Y																		Y															
	Benzoylecgonine	AXYS MLA-075	MLA-075					Y																		Y															
	Benztropine	AXYS MLA-075	MLA-075					Y																		Y															
	Betamethasone	AXYS MLA-075	MLA-075					Y																		Y															
	Bisphenol A	EPA 1694	MLA-075													Y																							Y		
		AXYS MLA-075	MLA-075					Y																		Y															
	Caffeine	EPA 1694	MLA-075													Y																							Y		
		AXYS MLA-075	MLA-075					Y																		Y															
	Carbadox	EPA 1694	MLA-075													Y																							Y		
		AXYS MLA-075	MLA-075					Y																		Y															
	Carbamazepine	EPA 1694	MLA-075													Y																							Y		
		AXYS MLA-075	MLA-075					Y																		Y															
	Cefotaxime	EPA 1694	MLA-075													Y																							Y		
		AXYS MLA-075	MLA-075					Y																		Y															
	Chlortetracycline (CTC)	EPA 1694	MLA-075													Y																							Y		
		AXYS MLA-075	MLA-075					Y																		Y															
	Cimetidine	EPA 1694	MLA-075													Y																							Y		
		AXYS MLA-075	MLA-075					Y																		Y															
	Ciprofloxacin	EPA 1694	MLA-075													Y																							Y		
		AXYS MLA-075	MLA-075					Y																		Y															
	Clarithromycin	EPA 1694	MLA-075													Y																							Y		
		AXYS MLA-075	MLA-075					Y																		Y															
	Clinafloxacin	EPA 1694	MLA-075													Y																							Y		
		AXYS MLA-075	MLA-075					Y																		Y															
	Clonidine	AXYS MLA-075	MLA-075					Y																		Y															
	Cloxacillin	EPA 1694	MLA-075													Y																							Y		
		AXYS MLA-075	MLA-075					Y																		Y															
	Cocaine	AXYS MLA-075	MLA-075					Y																		Y															
	Codeine	EPA 1694	MLA-075													Y																							Y		
		AXYS MLA-075	MLA-075					Y																		Y															
	Cotinine	EPA 1694	MLA-075													Y																							Y		
		AXYS MLA-075	MLA-075					Y																		Y															
	DEET (N,N-diethyl-m-toluamide)	AXYS MLA-075	MLA-075					Y																		Y															
	Dehydronifedipine	EPA 1694	MLA-075													Y																							Y		

Accreditation Scope

AXYS Analytical Services Ltd.
file ref.: ACC-101 Rev.23

Compound Class	Compound	Accredited Method ID	AXYS Method ID	Pulp		Serum		Solids										Tissue						Urine		Water		Water, Drinking				Water, Non-Potable								
				CALA		CALA		CALA	California DPH	Florida DOH	Minnesota DOH	New Jersey DEP	New York DOH	Virginia DGS	Washington DE	Maine DOH	ANAB	CALA	Florida DOH	Minnesota DOH	New Jersey DEP	Virginia DGS	ANAB	CALA		CALA		Florida DOH	Minnesota DOH	New Jersey DEP	ANAB	California DPH	Florida DOH	Minnesota DOH	New Jersey DEP	New York DOH	Virginia DGS	Washington DE*	Maine DOH	ANAB	Pennsylvania DEP
		AXYS MLA-075	MLA-075					Y																		Y														
	Demeclocycline	EPA 1694	MLA-075													Y																							Y		
		AXYS MLA-075	MLA-075					Y																		Y														
	Desmethyldiltiazem	AXYS MLA-075	MLA-075					Y																		Y														
	Diazepam	AXYS MLA-075	MLA-075					Y																		Y														
	Digoxigenin	EPA 1694	MLA-075													Y																							Y		
		AXYS MLA-075	MLA-075					Y																		Y														
	Digoxin	EPA 1694	MLA-075													Y																							Y		
		AXYS MLA-075	MLA-075					Y																		Y														
	Diltiazem	EPA 1694	MLA-075													Y																							Y		
		AXYS MLA-075	MLA-075					Y																		Y														
	Diphenhydramine	EPA 1694	MLA-075													Y																							Y		
		AXYS MLA-075	MLA-075					Y																		Y														
	Doxycycline	EPA 1694	MLA-075													Y																							Y		
		AXYS MLA-075	MLA-075					Y																		Y														
	Enalapril	EPA 1694	MLA-075													Y																							Y		
		AXYS MLA-075	MLA-075					Y																		Y														
	Enrofloxacin	EPA 1694	MLA-075													Y																							Y		
		AXYS MLA-075	MLA-075					Y																		Y														
	Erythromycin	AXYS MLA-075	MLA-075					Y																		Y														
	Erythromycin anydrate	EPA 1694	MLA-075													Y																							Y		
	Flumequine	EPA 1694	MLA-075													Y																							Y		
		AXYS MLA-075	MLA-075					Y																		Y														
	Fluocinonide	AXYS MLA-075	MLA-075					Y																		Y														
	Fluoxetine	EPA 1694	MLA-075													Y																							Y		
		AXYS MLA-075	MLA-075					Y																		Y														
	Fluticasone propionate	AXYS MLA-075	MLA-075					Y																		Y														
	Furosemide	AXYS MLA-075	MLA-075					Y																		Y														
	Gemfibrozil	EPA 1694	MLA-075													Y																							Y		
		AXYS MLA-075	MLA-075					Y																		Y														
	Glipizide	AXYS MLA-075	MLA-075					Y																		Y														
	Glyburide	AXYS MLA-075	MLA-075					Y																		Y														
	Hydrochlorothiazide	AXYS MLA-075	MLA-075					Y																		Y														
	Hydrocodone	AXYS MLA-075	MLA-075					Y																		Y														
	Hydrocortisone	AXYS MLA-075	MLA-075					Y																		Y														
	Ibuprofen	EPA 1694	MLA-075													Y																							Y		
		AXYS MLA-075	MLA-075					Y																		Y														
	Isochlortetracycline (ICTC)	EPA 1694	MLA-075													Y																							Y		
		AXYS MLA-075	MLA-075					Y																		Y														
	Lincomycin	EPA 1694	MLA-075													Y																							Y		
		AXYS MLA-075	MLA-075					Y																		Y														
	Lomefloxacin	EPA 1694	MLA-075													Y																							Y		
		AXYS MLA-075	MLA-075					Y																		Y														
	Meprobamate	AXYS MLA-075	MLA-075					Y																		Y														
	Metformin	EPA 1694	MLA-075													Y																							Y		
		AXYS MLA-075	MLA-075					Y																		Y														
	Methylprednisolone	AXYS MLA-075	MLA-075					Y																		Y														
	Metoprolol	AXYS MLA-075	MLA-075					Y																		Y														
	Miconazole	EPA 1694	MLA-075													Y																							Y		
		AXYS MLA-075	MLA-075					Y																		Y														

Accreditation Scope

AXYS Analytical Services Ltd.
file ref.: ACC-101 Rev.23

				Pulp	Serum	Solids									Tissue						Urine	Water	Water, Drinking				Water, Non-Potable								
Compound Class	Compound	Accredited Method ID	AXYS Method ID	CALA	CALA	CALA	California DPH	Florida DOH	Minnesota DOH	New Jersey DEP	New York DOH	Virginia DGS	Washington DE	Maine DOH	ANAB	CALA	Florida DOH	Minnesota DOH	New Jersey DEP	Virginia DGS	ANAB	CALA	CALA	Florida DOH	Minnesota DOH	New Jersey DEP	ANAB	California DPH	Florida DOH	Minnesota DOH	New Jersey DEP	New York DOH	Virginia DGS	Washington DE*	Maine DOH	ANAB	Pennsylvania DEP
	Minocycline	EPA 1694	MLA-075											Y																				Y		
		AXYS MLA-075	MLA-075			Y																	Y													
	Naproxen	EPA 1694	MLA-075											Y																				Y		
		AXYS MLA-075	MLA-075			Y																	Y													
	Norfloxacin	EPA 1694	MLA-075											Y																				Y		
		AXYS MLA-075	MLA-075			Y																	Y													
	Norfluoxetine	AXYS MLA-075	MLA-075			Y																	Y													
	Norgestimate	EPA 1694	MLA-075											Y																				Y		
		AXYS MLA-075	MLA-075			Y																	Y													
	Norverapamil	AXYS MLA-075	MLA-075			Y																	Y													
	Ofloxacin	EPA 1694	MLA-075											Y																				Y		
		AXYS MLA-075	MLA-075			Y																	Y													
	Ormetoprim	EPA 1694	MLA-075											Y																				Y		
		AXYS MLA-075	MLA-075			Y																	Y													
	Oxacillin	EPA 1694	MLA-075											Y																				Y		
		AXYS MLA-075	MLA-075			Y																	Y													
	Oxolinic acid	EPA 1694	MLA-075											Y																				Y		
		AXYS MLA-075	MLA-075			Y																	Y													
	Oxycodone	EPA 1694	MLA-075											Y																				Y		
		AXYS MLA-075	MLA-075			Y																	Y													
	Oxytetracycline (OTC)	EPA 1694	MLA-075											Y																				Y		
		AXYS MLA-075	MLA-075			Y																	Y													
	Paroxetine	EPA 1694	MLA-075											Y																				Y		
		AXYS MLA-075	MLA-075			Y																	Y													
	Penicillin G	EPA 1694	MLA-075											Y																				Y		
		AXYS MLA-075	MLA-075			Y																	Y													
	Penicillin V	EPA 1694	MLA-075											Y																				Y		
		AXYS MLA-075	MLA-075			Y																	Y													
	Prednisolone	AXYS MLA-075	MLA-075			Y																	Y													
	Prednisone	AXYS MLA-075	MLA-075			Y																	Y													
	Promethazine	AXYS MLA-075	MLA-075			Y																	Y													
	Propoxyphene	AXYS MLA-075	MLA-075			Y																	Y													
	Propranolol	AXYS MLA-075	MLA-075			Y																	Y													
	Ranitidine	EPA 1694	MLA-075											Y																				Y		
		AXYS MLA-075	MLA-075			Y																	Y													
	Roxithromycin	EPA 1694	MLA-075											Y																				Y		
		AXYS MLA-075	MLA-075			Y																	Y													
	Sarafloxacin	EPA 1694	MLA-075											Y																				Y		
		AXYS MLA-075	MLA-075			Y																	Y													
	Sertraline	AXYS MLA-075	MLA-075			Y																	Y													
	Simvastatin	AXYS MLA-075	MLA-075			Y																	Y													
	Sulfachloropyridazine	EPA 1694	MLA-075											Y																				Y		
		AXYS MLA-075	MLA-075			Y																	Y													
	Sulfadiazine	EPA 1694	MLA-075											Y																				Y		
		AXYS MLA-075	MLA-075			Y																	Y													
	Sulfadimethoxine	EPA 1694	MLA-075											Y																				Y		
		AXYS MLA-075	MLA-075			Y																	Y													
	Sulfamerazine	EPA 1694	MLA-075											Y																				Y		
		AXYS MLA-075	MLA-075			Y																	Y													
	Sulfamethazine	EPA 1694	MLA-075											Y																				Y		

Accreditation Scope

AXYS Analytical Services Ltd.
file ref.: ACC-101 Rev.23

Compound Class	Compound	Accredited Method ID	AXYS Method ID	Pulp: CALA	Serum: CALA	Solids: CALA	Solids: California DPH	Solids: Florida DOH	Solids: Minnesota DOH	Solids: New Jersey DEP	Solids: New York DOH	Solids: Virginia DGS	Solids: Washington DE	Solids: Maine DOH	Solids: ANAB	Tissue: CALA	Tissue: Florida DOH	Tissue: Minnesota DOH	Tissue: New Jersey DEP	Tissue: Virginia DGS	Tissue: ANAB	Urine: CALA	Water: CALA	Water, Drinking: Florida DOH	Water, Drinking: Minnesota DOH	Water, Drinking: New Jersey DEP	Water, Drinking: ANAB	Water, Non-Potable: California DPH	Water, Non-Potable: Florida DOH	Water, Non-Potable: Minnesota DOH	Water, Non-Potable: New Jersey DEP	Water, Non-Potable: New York DOH	Water, Non-Potable: Virginia DGS	Water, Non-Potable: Washington DE*	Water, Non-Potable: Maine DOH	Water, Non-Potable: ANAB	Water, Non-Potable: Pennsylvania DEP
		AXYS MLA-075	MLA-075			Y																	Y													
	Sulfamethizole	EPA 1694	MLA-075											Y																					Y		
		AXYS MLA-075	MLA-075			Y																	Y														
	Sulfamethoxazole	EPA 1694	MLA-075											Y																					Y		
		AXYS MLA-075	MLA-075			Y																	Y														
	Sulfanilamide	EPA 1694	MLA-075											Y																					Y		
		AXYS MLA-075	MLA-075			Y																	Y														
	Sulfathiazole	EPA 1694	MLA-075											Y																					Y		
		AXYS MLA-075	MLA-075			Y																	Y														
	Tetracycline (TC)	EPA 1694	MLA-075											Y																					Y		
		AXYS MLA-075	MLA-075			Y																	Y														
	Theophylline	AXYS MLA-075	MLA-075			Y																	Y														
	Thiabendazole	EPA 1694	MLA-075											Y																					Y		
		AXYS MLA-075	MLA-075			Y																	Y														
	Trenbolone	AXYS MLA-075	MLA-075			Y																	Y														
	Trenbolone acetate	AXYS MLA-075	MLA-075			Y																	Y														
	Triamterene	AXYS MLA-075	MLA-075			Y																	Y														
	Triclocarban	EPA 1694	MLA-075											Y																					Y		
		AXYS MLA-075	MLA-075			Y																	Y														
	Triclosan	EPA 1694	MLA-075											Y																					Y		
		AXYS MLA-075	MLA-075			Y																	Y														
	Trimethoprim	EPA 1694	MLA-075											Y																					Y		
		AXYS MLA-075	MLA-075			Y																	Y														
	Tylosin	EPA 1694	MLA-075											Y																					Y		
		AXYS MLA-075	MLA-075			Y																	Y														
	Valsartan	AXYS MLA-075	MLA-075			Y																	Y														
	Verapamil	AXYS MLA-075	MLA-075			Y																	Y														
	Virginiamycin	EPA 1694	MLA-075											Y																					Y		
		AXYS MLA-075	MLA-075			Y																	Y														
	Warfarin	EPA 1694	MLA-075											Y																					Y		
		AXYS MLA-075	MLA-075			Y																	Y														
Targeted Metabolites	11, 14, 17-eicosatrienoic acid (eicosatrienoic acid)	AXYS MLM-001	MLM-001													Y																				
	11, 14-eicosadienoic acid	AXYS MLM-001	MLM-001													Y																				
	3-hydroxytyrosine	AXYS MLM-001	MLM-001													Y																				
	Acetylcarnitine	AXYS MLM-001	MLM-001													Y																				
	Acetylornithine	AXYS MLM-001	MLM-001													Y																				
	Alanine	AXYS MLM-001	MLM-001													Y																				
	alpha-Aminoadipic acid	AXYS MLM-001	MLM-001													Y																				
	Arginine	AXYS MLM-001	MLM-001													Y																				
	Asparagine	AXYS MLM-001	MLM-001													Y																				
	Aspartate	AXYS MLM-001	MLM-001													Y																				
	Asymmetric dimethylarginine	AXYS MLM-001	MLM-001													Y																				
	Butenylcarnitine	AXYS MLM-001	MLM-001													Y																				
	Butyrylcarnitine	AXYS MLM-001	MLM-001													Y																				
	C22:5 ISOMER 1 (tentatively all-cis-4, 8, 12, 15, 19-docosapentaenoic acid)	AXYS MLM-001	MLM-001													Y																				
	C22:5 ISOMER 2 (all-cis-7,10,13,16,19-docosapentaenoic acid (DPA)	AXYS MLM-001	MLM-001													Y																				
	C22:5 ISOMER 3 (tentatively all-cis-4, 7, 10, 13, 16-docosapentaenoic acid)	AXYS MLM-001	MLM-001													Y																				
	Carnitine	AXYS MLM-001	MLM-001													Y																				
	Carnosine	AXYS MLM-001	MLM-001													Y																				
	chenodeoxycholic acid	AXYS MLM-001	MLM-001													Y																				

Accreditation Scope

AXYS Analytical Services Ltd.
file ref.: ACC-101 Rev.23

				Pulp	Serum	Solids										Tissue						Urine	Water	Water, Drinking				Water, Non-Potable								
Compound Class	Compound	Accredited Method ID	AXYS Method ID	CALA	CALA	CALA	California DPH	Florida DOH	Minnesota DOH	New Jersey DEP	New York DOH	Virginia DGS	Washington DE	Maine DOH	ANAB	CALA	Florida DOH	Minnesota DOH	New Jersey DEP	Virginia DGS	ANAB	CALA	CALA	Florida DOH	Minnesota DOH	New Jersey DEP	ANAB	California DPH	Florida DOH	Minnesota DOH	New Jersey DEP	New York DOH	Virginia DGS	Washington DE*	Maine DOH	ANAB	Pennsylvania DEP
	cholic acid	AXYS MLM-001	MLM-001													Y																				
	Citrulline	AXYS MLM-001	MLM-001													Y																				
	Creatinine	AXYS MLM-001	MLM-001													Y																				
	Decadienylcarnitine	AXYS MLM-001	MLM-001													Y																				
	decanoic acid (capric acid)	AXYS MLM-001	MLM-001													Y																				
	Decanoylcarnitine	AXYS MLM-001	MLM-001													Y																				
	Decenoylcarnitine	AXYS MLM-001	MLM-001													Y																				
	deoxycholic acid	AXYS MLM-001	MLM-001													Y																				
	docosahexaenoic acid (DHA)	AXYS MLM-001	MLM-001													Y																				
	docosatetraenoic acid (adrenic acid)	AXYS MLM-001	MLM-001													Y																				
	Dodecanedioylcarnitine	AXYS MLM-001	MLM-001													Y																				
	Dodecanoylcarnitine	AXYS MLM-001	MLM-001													Y																				
	Dodecenoylcarnitine	AXYS MLM-001	MLM-001													Y																				
	Dopamine	AXYS MLM-001	MLM-001													Y																				
	eicosapentaenoic acid (EPA)	AXYS MLM-001	MLM-001													Y																				
	Eicosatetraenoic acid (arachidonic acid)	AXYS MLM-001	MLM-001													Y																				
	eicosatrienoic acid (dihomo-γ-linolenic acid)	AXYS MLM-001	MLM-001													Y																				
	Glutaconylcarnitine	AXYS MLM-001	MLM-001													Y																				
	Glutamate	AXYS MLM-001	MLM-001													Y																				
	Glutamine	AXYS MLM-001	MLM-001													Y																				
	Glutarylcarnitine (Hydroxyhexanoylcarnitine)	AXYS MLM-001	MLM-001													Y																				
	Glycine	AXYS MLM-001	MLM-001													Y																				
	glycochenodeoxycholic acid	AXYS MLM-001	MLM-001													Y																				
	glycocholic acid	AXYS MLM-001	MLM-001													Y																				
	glycodeoxycholic acid	AXYS MLM-001	MLM-001													Y																				
	Hexadecadienylcarnitine	AXYS MLM-001	MLM-001													Y																				
	hexadecanoic acid (palmitic acid)	AXYS MLM-001	MLM-001													Y																				
	Hexadecanoylcarnitine	AXYS MLM-001	MLM-001													Y																				
	hexadecenoic acid (palmitoleic acid)	AXYS MLM-001	MLM-001													Y																				
	Hexadecenoylcarnitine	AXYS MLM-001	MLM-001													Y																				
	Hexanoylcarnitine (Fumarylcarnitine)	AXYS MLM-001	MLM-001													Y																				
	Hexenoylcarnitine	AXYS MLM-001	MLM-001													Y																				
	Hexose (sum isomers)	AXYS MLM-001	MLM-001													Y																				
	Histamine	AXYS MLM-001	MLM-001													Y																				
	Histidine	AXYS MLM-001	MLM-001													Y																				
	Hydroxyhexadecadienylcarnitine	AXYS MLM-001	MLM-001													Y																				
	Hydroxyhexadecanoylcarnitine	AXYS MLM-001	MLM-001													Y																				
	Hydroxyhexadecenoylcarnitine	AXYS MLM-001	MLM-001													Y																				
	Hydroxylbutyrylcarnitine	AXYS MLM-001	MLM-001													Y																				
	Hydroxyoctadecenoylcarnitine	AXYS MLM-001	MLM-001													Y																				
	Hydroxyproline	AXYS MLM-001	MLM-001													Y																				
	Hydroxypropionylcarnitine	AXYS MLM-001	MLM-001													Y																				
	Hydroxysphingomyeline C14:1	AXYS MLM-001	MLM-001													Y																				
	Hydroxysphingomyeline C16:1	AXYS MLM-001	MLM-001													Y																				
	Hydroxysphingomyeline C22:1	AXYS MLM-001	MLM-001													Y																				
	Hydroxysphingomyeline C22:2	AXYS MLM-001	MLM-001													Y																				
	Hydroxysphingomyeline C24:1	AXYS MLM-001	MLM-001													Y																				
	Hydroxytetradecadienylcarnitine	AXYS MLM-001	MLM-001													Y																				
	Hydroxytetradecenoylcarnitine	AXYS MLM-001	MLM-001													Y																				
	Hydroxyvalerylcarnitine (Methylmalonylcarnitine)	AXYS MLM-001	MLM-001													Y																				

Accreditation Scope

AXYS Analytical Services Ltd.
file ref.: ACC-101 Rev.23

				Pulp	Serum	Solids										Tissue						Urine	Water	Water, Drinking				Water, Non-Potable									
Compound Class	Compound	Accredited Method ID	AXYS Method ID	CALA	CALA	CALA	California DPH	Florida DOH	Minnesota DOH	New Jersey DEP	New York DOH	Virginia DGS	Washington DE	Maine DOH	ANAB	CALA	Florida DOH	Minnesota DOH	New Jersey DEP	Virginia DGS	ANAB	CALA	CALA	Florida DOH	Minnesota DOH	New Jersey DEP	ANAB	California DPH	Florida DOH	Minnesota DOH	New Jersey DEP	New York DOH	Virginia DGS	Washington DE*	Maine DOH	ANAB	Pennsylvania DEP
	Isoleucine	AXYS MLM-001	MLM-001													Y																					
	Kynurenine	AXYS MLM-001	MLM-001													Y																					
	Leucine	AXYS MLM-001	MLM-001													Y																					
	lithocholic acid	AXYS MLM-001	MLM-001													Y																					
	Lysine	AXYS MLM-001	MLM-001													Y																					
	lysoPhosphatidylcholine acyl C14:0	AXYS MLM-001	MLM-001													Y																					
	lysoPhosphatidylcholine acyl C16:0	AXYS MLM-001	MLM-001													Y																					
	lysoPhosphatidylcholine acyl C16:1	AXYS MLM-001	MLM-001													Y																					
	lysoPhosphatidylcholine acyl C17:0	AXYS MLM-001	MLM-001													Y																					
	lysoPhosphatidylcholine acyl C18:0	AXYS MLM-001	MLM-001													Y																					
	lysoPhosphatidylcholine acyl C18:1	AXYS MLM-001	MLM-001													Y																					
	lysoPhosphatidylcholine acyl C18:2	AXYS MLM-001	MLM-001													Y																					
	lysoPhosphatidylcholine acyl C20:3	AXYS MLM-001	MLM-001													Y																					
	lysoPhosphatidylcholine acyl C20:4	AXYS MLM-001	MLM-001													Y																					
	lysoPhosphatidylcholine acyl C24:0	AXYS MLM-001	MLM-001													Y																					
	lysoPhosphatidylcholine acyl C26:1	AXYS MLM-001	MLM-001													Y																					
	lysoPhosphatidylcholine acyl C28:0	AXYS MLM-001	MLM-001													Y																					
	lysoPhosphatidylcholine acyl C28:1	AXYS MLM-001	MLM-001													Y																					
	Methionine	AXYS MLM-001	MLM-001													Y																					
	Methioninesulfoxide	AXYS MLM-001	MLM-001													Y																					
	Methylglutarylcarnitine	AXYS MLM-001	MLM-001													Y																					
	Nitrotyrosine	AXYS MLM-001	MLM-001													Y																					
	Nonaylcarnitine	AXYS MLM-001	MLM-001													Y																					
	octadecadienoic acid (linoleic acid)	AXYS MLM-001	MLM-001													Y																					
	Octadecadienylcarnitine	AXYS MLM-001	MLM-001													Y																					
	octadecanoic acid (stearic acid)	AXYS MLM-001	MLM-001													Y																					
	Octadecanoylcarnitine	AXYS MLM-001	MLM-001													Y																					
	octadecatrienoic acid (γ-linolenic acid)	AXYS MLM-001	MLM-001													Y																					
	Octadecenoylcarnitine	AXYS MLM-001	MLM-001													Y																					
	Octanoylcarnitine	AXYS MLM-001	MLM-001													Y																					
	Ornithine	AXYS MLM-001	MLM-001													Y																					
	Phenylalanine	AXYS MLM-001	MLM-001													Y																					
	Phenylethylamine	AXYS MLM-001	MLM-001													Y																					
	Phosphatidylcholine acyl-alkyl C30:0	AXYS MLM-001	MLM-001													Y																					
	Phosphatidylcholine acyl-alkyl C30:1	AXYS MLM-001	MLM-001													Y																					
	Phosphatidylcholine acyl-alkyl C30:2	AXYS MLM-001	MLM-001													Y																					
	Phosphatidylcholine acyl-alkyl C32:1	AXYS MLM-001	MLM-001													Y																					
	Phosphatidylcholine acyl-alkyl C32:2	AXYS MLM-001	MLM-001													Y																					
	Phosphatidylcholine acyl-alkyl C34:0	AXYS MLM-001	MLM-001													Y																					
	Phosphatidylcholine acyl-alkyl C34:1	AXYS MLM-001	MLM-001													Y																					
	Phosphatidylcholine acyl-alkyl C34:2	AXYS MLM-001	MLM-001													Y																					
	Phosphatidylcholine acyl-alkyl C34:3	AXYS MLM-001	MLM-001													Y																					
	Phosphatidylcholine acyl-alkyl C36:0	AXYS MLM-001	MLM-001													Y																					
	Phosphatidylcholine acyl-alkyl C36:1	AXYS MLM-001	MLM-001													Y																					
	Phosphatidylcholine acyl-alkyl C36:2	AXYS MLM-001	MLM-001													Y																					
	Phosphatidylcholine acyl-alkyl C36:3	AXYS MLM-001	MLM-001													Y																					
	Phosphatidylcholine acyl-alkyl C36:4	AXYS MLM-001	MLM-001													Y																					
	Phosphatidylcholine acyl-alkyl C36:5	AXYS MLM-001	MLM-001													Y																					
	Phosphatidylcholine acyl-alkyl C38:0	AXYS MLM-001	MLM-001													Y																					
	Phosphatidylcholine acyl-alkyl C38:1	AXYS MLM-001	MLM-001													Y																					
	Phosphatidylcholine acyl-alkyl C38:2	AXYS MLM-001	MLM-001													Y																					
	Phosphatidylcholine acyl-alkyl C38:3	AXYS MLM-001	MLM-001													Y																					
	Phosphatidylcholine acyl-alkyl C38:5	AXYS MLM-001	MLM-001													Y																					
	Phosphatidylcholine acyl-alkyl C38:6	AXYS MLM-001	MLM-001													Y																					
	Phosphatidylcholine acyl-alkyl C40:1	AXYS MLM-001	MLM-001													Y																					
	Phosphatidylcholine acyl-alkyl C40:2	AXYS MLM-001	MLM-001													Y																					
	Phosphatidylcholine acyl-alkyl C40:3	AXYS MLM-001	MLM-001													Y																					

Accreditation Scope

AXYS Analytical Services Ltd.
file ref.: ACC-101 Rev.23

Compound Class	Compound	Accredited Method ID	AXYS Method ID	Pulp	Serum	Solids										Tissue						Urine	Water	Water, Drinking				Water, Non-Potable									
				CALA	CALA	CALA	California DPH	Florida DOH	Minnesota DOH	New Jersey DEP	New York DOH	Virginia DGS	Washington DE	Maine DOH	ANAB	CALA	Florida DOH	Minnesota DOH	New Jersey DEP	Virginia DGS	ANAB	CALA	CALA	Florida DOH	Minnesota DOH	New Jersey DEP	ANAB	California DPH	Florida DOH	Minnesota DOH	New Jersey DEP	New York DOH	Virginia DGS	Washington DE*	Maine DOH	ANAB	Pennsylvania DEP
	Phosphatidylcholine acyl-alkyl C40:4	AXYS MLM-001	MLM-001													Y																					
	Phosphatidylcholine acyl-alkyl C40:5	AXYS MLM-001	MLM-001													Y																					
	Phosphatidylcholine acyl-alkyl C40:6	AXYS MLM-001	MLM-001													Y																					
	Phosphatidylcholine acyl-alkyl C42:0	AXYS MLM-001	MLM-001													Y																					
	Phosphatidylcholine acyl-alkyl C42:1	AXYS MLM-001	MLM-001													Y																					
	Phosphatidylcholine acyl-alkyl C42:2	AXYS MLM-001	MLM-001													Y																					
	Phosphatidylcholine acyl-alkyl C42:3	AXYS MLM-001	MLM-001													Y																					
	Phosphatidylcholine acyl-alkyl C42:4	AXYS MLM-001	MLM-001													Y																					
	Phosphatidylcholine acyl-alkyl C42:5	AXYS MLM-001	MLM-001													Y																					
	Phosphatidylcholine acyl-alkyl C44:3	AXYS MLM-001	MLM-001													Y																					
	Phosphatidylcholine acyl-alkyl C44:4	AXYS MLM-001	MLM-001													Y																					
	Phosphatidylcholine acyl-alkyl C44:5	AXYS MLM-001	MLM-001													Y																					
	Phosphatidylcholine acyl-alkyl C44:6	AXYS MLM-001	MLM-001													Y																					
	Phosphatidylcholine diacyl C24:0	AXYS MLM-001	MLM-001													Y																					
	Phosphatidylcholine diacyl C26:0	AXYS MLM-001	MLM-001													Y																					
	Phosphatidylcholine diacyl C28:1	AXYS MLM-001	MLM-001													Y																					
	Phosphatidylcholine diacyl C30:0	AXYS MLM-001	MLM-001													Y																					
	Phosphatidylcholine diacyl C30:2	AXYS MLM-001	MLM-001													Y																					
	Phosphatidylcholine diacyl C32:0	AXYS MLM-001	MLM-001													Y																					
	Phosphatidylcholine diacyl C32:1	AXYS MLM-001	MLM-001													Y																					
	Phosphatidylcholine diacyl C32:2	AXYS MLM-001	MLM-001													Y																					
	Phosphatidylcholine diacyl C32:3	AXYS MLM-001	MLM-001													Y																					
	Phosphatidylcholine diacyl C34:1	AXYS MLM-001	MLM-001													Y																					
	Phosphatidylcholine diacyl C34:2	AXYS MLM-001	MLM-001													Y																					
	Phosphatidylcholine diacyl C34:3	AXYS MLM-001	MLM-001													Y																					
	Phosphatidylcholine diacyl C34:4	AXYS MLM-001	MLM-001													Y																					
	Phosphatidylcholine diacyl C36:0	AXYS MLM-001	MLM-001													Y																					
	Phosphatidylcholine diacyl C36:1	AXYS MLM-001	MLM-001													Y																					
	Phosphatidylcholine diacyl C36:2	AXYS MLM-001	MLM-001													Y																					
	Phosphatidylcholine diacyl C36:3	AXYS MLM-001	MLM-001													Y																					
	Phosphatidylcholine diacyl C36:4	AXYS MLM-001	MLM-001													Y																					
	Phosphatidylcholine diacyl C36:5	AXYS MLM-001	MLM-001													Y																					
	Phosphatidylcholine diacyl C36:6	AXYS MLM-001	MLM-001													Y																					
	Phosphatidylcholine diacyl C38:0	AXYS MLM-001	MLM-001													Y																					
	Phosphatidylcholine diacyl C38:1	AXYS MLM-001	MLM-001													Y																					
	Phosphatidylcholine diacyl C38:3	AXYS MLM-001	MLM-001													Y																					
	Phosphatidylcholine diacyl C38:4	AXYS MLM-001	MLM-001													Y																					
	Phosphatidylcholine diacyl C38:5	AXYS MLM-001	MLM-001													Y																					
	Phosphatidylcholine diacyl C38:6	AXYS MLM-001	MLM-001													Y																					
	Phosphatidylcholine diacyl C40:1	AXYS MLM-001	MLM-001													Y																					
	Phosphatidylcholine diacyl C40:2	AXYS MLM-001	MLM-001													Y																					
	Phosphatidylcholine diacyl C40:3	AXYS MLM-001	MLM-001													Y																					
	Phosphatidylcholine diacyl C40:4	AXYS MLM-001	MLM-001													Y																					
	Phosphatidylcholine diacyl C40:5	AXYS MLM-001	MLM-001													Y																					
	Phosphatidylcholine diacyl C40:6	AXYS MLM-001	MLM-001													Y																					
	Phosphatidylcholine diacyl C42:0	AXYS MLM-001	MLM-001													Y																					
	Phosphatidylcholine diacyl C42:1	AXYS MLM-001	MLM-001													Y																					
	Phosphatidylcholine diacyl C42:2	AXYS MLM-001	MLM-001													Y																					
	Phosphatidylcholine diacyl C42:4	AXYS MLM-001	MLM-001													Y																					
	Phosphatidylcholine diacyl C42:5	AXYS MLM-001	MLM-001													Y																					
	Phosphatidylcholine diacyl C42:6	AXYS MLM-001	MLM-001													Y																					
	Pimelylcarnitine	AXYS MLM-001	MLM-001													Y																					
	Proline	AXYS MLM-001	MLM-001													Y																					
	Propenoylcarnitine	AXYS MLM-001	MLM-001													Y																					
	Propionylcarnitine	AXYS MLM-001	MLM-001													Y																					
	Putrescine	AXYS MLM-001	MLM-001													Y																					
	Sarcosine	AXYS MLM-001	MLM-001													Y																					
	Serine	AXYS MLM-001	MLM-001													Y																					

Accreditation Scope

AXYS Analytical Services Ltd.
file ref.: ACC-101 Rev.23

Compound Class	Compound	Accredited Method ID	AXYS Method ID	Pulp: CALA	Serum: CALA	Solids: CALA	Solids: California DPH	Solids: Florida DOH	Solids: Minnesota DOH	Solids: New Jersey DEP	Solids: New York DOH	Solids: Virginia DGS	Solids: Washington DE	Solids: Maine DOH	Solids: ANAB	Tissue: CALA	Tissue: Florida DOH	Tissue: Minnesota DOH	Tissue: New Jersey DEP	Tissue: Virginia DGS	Tissue: ANAB	Urine: CALA	Water: CALA	Water, Drinking: Florida DOH	Water, Drinking: Minnesota DOH	Water, Drinking: New Jersey DEP	Water, Drinking: ANAB	Water, Non-Potable: California DPH	Water, Non-Potable: Florida DOH	Water, Non-Potable: Minnesota DOH	Water, Non-Potable: New Jersey DEP	Water, Non-Potable: New York DOH	Water, Non-Potable: Virginia DGS	Water, Non-Potable: Washington DE*	Water, Non-Potable: Maine DOH	Water, Non-Potable: ANAB	Water, Non-Potable: Pennsylvania DEP
	Serotonin	AXYS MLM-001	MLM-001													Y																				
	Spermidine	AXYS MLM-001	MLM-001													Y																				
	Spermine	AXYS MLM-001	MLM-001													Y																				
	Sphingomyeline C16:0	AXYS MLM-001	MLM-001													Y																				
	Sphingomyeline C16:1	AXYS MLM-001	MLM-001													Y																				
	Sphingomyeline C18:0	AXYS MLM-001	MLM-001													Y																				
	Sphingomyeline C18:1	AXYS MLM-001	MLM-001													Y																				
	Sphingomyeline C20:2	AXYS MLM-001	MLM-001													Y																				
	Sphingomyeline C22:3	AXYS MLM-001	MLM-001													Y																				
	Sphingomyeline C24:0	AXYS MLM-001	MLM-001													Y																				
	Sphingomyeline C24:1	AXYS MLM-001	MLM-001													Y																				
	Sphingomyeline C26:0	AXYS MLM-001	MLM-001													Y																				
	Sphingomyeline C26:1	AXYS MLM-001	MLM-001													Y																				
	Symmetric dimethylarginine	AXYS MLM-001	MLM-001													Y																				
	Taurine	AXYS MLM-001	MLM-001													Y																				
	taurochenodeoxycholic acid	AXYS MLM-001	MLM-001													Y																				
	taurocholic acid	AXYS MLM-001	MLM-001													Y																				
	taurodeoxycholic acid	AXYS MLM-001	MLM-001													Y																				
	taurolithocholic acid	AXYS MLM-001	MLM-001													Y																				
	tauroursodexoycholic acid	AXYS MLM-001	MLM-001													Y																				
	Tetradecadienylcarnitine	AXYS MLM-001	MLM-001													Y																				
	tetradecanoic acid (myristic acid)	AXYS MLM-001	MLM-001													Y																				
	Tetradecanoylcarnitine	AXYS MLM-001	MLM-001													Y																				
	Tetradecenoylcarnitine	AXYS MLM-001	MLM-001													Y																				
	Threonine	AXYS MLM-001	MLM-001													Y																				
	Tiglylcarnitine	AXYS MLM-001	MLM-001													Y																				
	Total dimethylarginine	AXYS MLM-001	MLM-001													Y																				
	Tryptophan	AXYS MLM-001	MLM-001													Y																				
	Tyrosine	AXYS MLM-001	MLM-001													Y																				
	ursodexoycholic acid	AXYS MLM-001	MLM-001													Y																				
	Valerylcarnitine	AXYS MLM-001	MLM-001													Y																				
	Valine	AXYS MLM-001	MLM-001													Y																				
TBBPA	Tetrabromobisphenol A	AXYS MLA-079	MLA-079		Y																															

Note*
Analysis of pesticides and PCBs in non-potable water samples by AXYS method MLA-007, with the exception of NPDES or State permitted discharges and Stormwater applications, may fall within the scope of Washington State Department of Ecology solids matrix accreditation, subject to approval of the Ecology Project Manager.

Legend

BPA and mPE	Bisphenol A and mono-Phthalate Esters
HBCDD	Hexabromocyclododecane
OC Pesticides	Organochlorine Pesticides
PAH	Polycyclic Aromatic Hydrocarbons
PBDPE	Polybrominated diphenylethers
PCB	Polychlorinated Biphenyls
PCDDF	Polychlorinated dibenzodioxins/furans
PFC	Perfluorinated Compounds
PPCP	Pharmaceutical and Personal Care Products
TBBPA	Tetrabromobisphenol A
California DPH	California Department of Public Health, Lab ID 2911
Florida DOH	Florida Department of Health, Lab ID E871007, (NELAC Standard)
Pennsylvania DEP	Pennsylvania Departmnent of Environmental Protection
Minnesota DOH	Minnesota Department of Health, Lab ID 232-999-430, (NELAC Standard)
New Jersey DEP	New Jersey Department of Environmental Protection, Lab ID CANA005, (NELAC Standard)
New York DOH	New York Department of Health, Lab ID 11674, (NELAC Standard)
Washington DE	Washington Department of Ecology, Lab ID C404
Virginia DGS	Virginia Department of General Services, Division of Consolidated Laboratory Services, Lab ID 460224, (NELAC Standard)
Maine DOH	Maine Center for Disease Control and Prevention, Department of Health and Human Services, Lab ID CN00003
CALA	Canadian Association for Laboratory Accreditation Inc., Lab ID A2637, (ISO/IEC 17025:2005 Standard)
ANAB	ANSI-ASQ National Accreditation Board, certificate AT-1861, (ISO/IEC 17025:2005 Standard)

APPENDIX C

Deviations, Protocol, and Amendments

Deviations with Study Impact

None

Deviations with No Study Impact

The protocol stated that the Benzo(a)pyrene concentrations in Groups 8 to 12, the soil extract groups, would be the B(a)P equivalent in ppm of Groups 3 to 7. The nominal B(a)P concentration in Group 10 should have matched the measured concentration in Group 5 which was 1.42 ppm. Due to a calculation error by the Study Director, the nominal concentration for Group 10 was 1.58 ppm. The difference between 1.42 and 1.58 is 10%, which is not considered extreme. Analytical results from the diet mix provide actual values which may be used in to determine B(a)P concentrations rather than any nominal value.

The Protocol on page 8 states that animals would be between the target weights of 22-24 grams at the initiation of dosing. Animal body weights ranged from 21.5-28.3 grams at the initiation of dosing. Actual animal body weights will be used for mass balance equations.

The Protocol on page 8 stated that animals would be provided certified NIH-31 diet as meal, *ad libitum*. Certified Harlan Teklad Global Diet® 2016CM meal was available *ad libitum* from the day of arrival to Day -30. On Day -30, animals were switch to certified Harlan NIH-31 #7017 diet as meal which was available *ad libitum* until Day -16. From Day -16 to Day -9 the animals were switched back to the Certified Harlan Teklad Global Diet® 2016CM meal which was available *ad libitum*. On Day -9 the animals were switched back to certified Harlan NIH-31 #7017 diet as meal which was available *ad libitum* for the remainder of the study. Animals received NIH-31 meal for over a week prior to study and thus can be said to have be thoroughly acclimated to NIH-312 meal prior to study start.

The Protocol on page 8 stated that following randomization, animals were to be housed four per cage, each group in two cages of four animals per cage, in Nalgene® metabolism cages. Following randomization, animals were housed four per cage, each group in two cages of four animals per cage, in Nalgene® metabolism cages from Day -20 to Day -13. Due to delays in the start of dosing, animals were returned to stainless steel wire bottom cages and housed singly

from Day -13 to Day 1. On Day 1 animals were returned to being housed four per cage, each group in two cages of four animals per cage, in Nalgene® metabolism cages. Animals were acclimated to group housing for the week from Day -20 to Day -13. There were no clinical observations indicating difficulties with the group housing arrangement.

All the initial back-up diet formulation analysis samples were added back to the diet for remixing on Day -7. A second set of duplicate samples was collected on Day -1 (approximately 20 g each sample) from the top, middle, and bottom of each test diet preparation. Diet samples were re-mixed and re-sampled at the request of the Sponsor.

The Protocol on page 9 stated that animals were to be randomized into study groups on Day -2, -3, or -4. Animals were randomized on Day -22. This was due to a delay in the start of dosing. Randomization close to study start is performed primarily to ensure that group mean body weights at study start are similar. Despite being randomized three weeks prior to study start group mean body weights were similar between groups with a range from 23.96 to 24.96 grams.

Additional soil samples, ~20 g, were collected at 25 ppm BaP and shipped to the United Kingdom. The in-life portion of the study had completed by the time these samples were shipped.

The Protocol on page 13 stated that urine was to be shipped to the analytical lab on Day 14. The final urine collection was on Day 15 which was the same day urine samples were shipped to the analytical lab. The intent of the protocol was that urine be shipped on its final day of collection. This was accomplished.

The protocol described at ALS Life Sciences would perform analytical analysis of the diet mixtures. ALS was sent samples from all dose groups, performed analytical analysis, and provided results, for samples from Groups 2, 4, 5, 9, and 10. Samples from all dose groups were sent to AXYS which analyzed all samples and provided results for report inclusion. This is a protocol deviation as the protocol-specified analytical laboratory (ALS) did not analyze samples from all dose groups, while a laboratory not specified in the protocol as the laboratory to perform this analysis (AXYS) analyzed diet samples from all groups. Highly variable results and continued analytical issues at ALS prompted an alternate lab for diet mix analysis to be identified. AXYS was identified as an alternate lab and samples were sent to AXYS for analysis.

The protocol on page 12 stated that an additional body weight was to be measured prerandomization (between Days -5 to -1). The prerandomization body weight was collected on Day -8. The intent of the prerandomization body weigth was to evaluate animal's weight prior to study start. Body weights were recorded numerous times prior to study start and so the animal's weights were monitored extensively prior to the first day of dosing.

Protocol

Study Title	Main Study: Foster AFB : Fourteen-Day Diet Mix of Soil and Soil Extracts in Mice
Testing Facility	Ricerca Biosciences, LLC Drug Safety and Metabolism 7528 Auburn Road Concord OH 44077
Study Number	031705
Ricerca Document Number	031705-0
Compliance Status	Non-GLP
Version	Final

Responsible Personnel

Study Director:	Roger Hawks, Ph.D., DABT phone: 440-357-3744 facsimile: 440-357-3800 cell: 440-231-2535 email: roger.hawks@ricerca.com
Sponsor Contact:	Glenn Hoeger Arcadis, U.S., Inc. 1 South Church Avenue, Suite 1120 Tucson, Arizona 85701 Phone: 520-629-8282 facsimile: 520-620-6476 email: glenn.hoeger@arcadis-us.com

Sponsor-enlisted Contributing Scientist(s):

Dose Formulation Analysis:	Hoai Van, Ph.D. ALS Life Sciences 10450 Stancliff Rd, Suite 210 Houston, TX 77099 USA phone: 281-530-5656 email: Hoai.Van@alsglobal.com
Bioanalytical Analysis (Urine):	Million Woodneh AXYS Analytical Service, LTD. 2045 Mills Road, West, Sidney, BC Canada V8L 5X2 email: mwoodneh@axys.com phone: 250-655-5837

Supervisory Personnel:

Manager:	Roger Hawks, Ph.D, DABT
Attending Veterinarian:	Lou Turchyn, D.V.M.

Introduction

Objective(s)

The objective(s) of this study are to provide urine samples to test analytical methods for analyzing the presence of polycyclic aromatic hydrocarbons in urine.

Sponsor

Arcadis U.S., Inc.
630 Plaza Drive, Suite 100
Highlands Ranch, CO
80129

Proposed Schedule of Events

Study Initiation:	Date protocol/study plan is signed by study director
Experimental Start:	On or after April 14, 2015
First Day of Dosing:	On or after April 21, 2015
Last Day of Dosing:	On or after May 6, 2015
Experimental Completion:	The date the last subreport is signed.

Regulatory Compliance

This non-GLP study will be performed according to the protocol and testing facility standard operating procedures.

Test Article and Positive Control

Identification	Test Articles - Sieved soil and extracts in methylene chloride. Positive Control - Benzo(a)pyrene B(a)P

Lot Numbers	HS15010780-17: Clean Soil Sample (Group 1) SLBG9477V: Benzo(a)pyrene B(a)P (Group 2) <u>Soil Test Articles (Groups 3 -7)</u> Group 3: HS15040099 Group 4: HS15040097 Group 5: HS15040080 Group 6: HS15040100 Group 7: HS 15040110 <u>Soil Test Article Extract (Group 8-12)</u> Group 8: FAFB-G1 Group 9: FAFB-G2F Group 10:FAFB-G3 Group 11:FAFB-G4 Group 12:FAFB-G5
Purity/Correction Factor	Test articles and positive control will be used without a correction factor
Bulk Stability	Any available information about bulk stability of either the test articles or positive control will be included in the study file.
Storage Conditions	Positive control to be stored at ambient room temperature. Test article to be stored refrigerated at a target temperature of 2-8°C.
Characteristics	Any information methods, composition, or other characteristics that define the test article or positive control articles, which are supplied by the sponsor/manufacturer, will be included in the final report.
Safety	An MSDS or other suitable document will be provided for the Benzo(a)pyrene (B(a)P). Specific laboratory safety procedures, included appropriate PPE, will be employed when working with the positive control and test articles. A memo detailing safety procedures associated with this study has been generated, circulated, and placed in the study file. .
Retention Sample	No retention sample will be collected.

Accountability	Maintained according to testing facility SOPs
Disposition	Remaining test articles and positive control article may be transferred for use on a future study prior to finalization of the study report, or will be returned to the Sponsor should additional studies not be conducted.

Vehicle Components

Identification	No vehicle to be used. The sieved soil, extracts, or B(a)P will be mixed directly into the diet.

Dose Formulation

Frequency of Preparation	All diets will be prepared once prior to dosing.
Procedures - General	Documented concentrations of B(a)P in soil and extract will be used to calculate PAH concentration in diet preparation (i.e. – B(a)P concentration is to be the proxy for PAH concentration). All calculations used to prepare diets will be provided to the Sponsor Contact for verification prior to diet preparation. Diet preparation will only proceed following approval of all calculations by Sponsor. Duration of mixing for each diet of each group will be recorded and will be a minimum of 15 minutes, with longer durations if deemed necessary. Care will be taken not to grind or otherwise crush soil test articles during mixing. Details of the procedures used will be recorded and included in the final report.

Procedures – General Instructions for Each Group	Sieved soil control test article (Group 1) - The appropriate amount of test article will be incorporated into the remaining amount of meal for that batch in a plastic bag. Positive control test article (Group 2) – Thirty mg of B(a)P will be added to 88 mL methylene chloride. After mixing all 88 mL methylene chloride will be added to 60 grams of NIH-31 diet. After through mixing and evaporation of any methylene chloride, these 60 grams will be added to 1,140 grams of NIH-31 diet and thoroughly mixed for at least 15 minutes. Thirty mg of B(a)P in 1.2 kg will equal a nominal B(a)P concentration of 25 mg/kg/25 ppm (30 mg/1.2 kg = 25 mg/kg). Sieved soil test article (Groups 3-7) – Groups 3 to 7 will all be sieved soil, but each group will be a different sieved soil sample. The appropriate amounts of test article will be incorporated into the remaining amount of meal for that batch in a plastic bag. Extract test article (Groups 8-12) - Groups 8 to 12 will all be extracts of sieved soil, but each group will be an extract from a different sieved soil sample. The extracts in Groups 8-12 will correspond with the soil samples used on Groups 3 to 7. The extract test article will be initially incorporated into diet by applying a predetermined volume of extract in methylene chloride directly to approximately 60 grams of rodent meal using a beaker and mixing spoon. The methylene chloride will be allowed to evaporate from the diet under a hood. The diet prepared as above will be considered a “Stock diet”. The entire amount of this stock diet will be mixed in a plastic bag with the remaining amount of meal for that batch to achieve the 5% (by weight) Soil Test Article diet concentration for B(a)P.
Storage Conditions	Test article and positive control diets to be stored refrigerated at 2-8°C.

Diet Formulation Analysis

Concentration and Homogeneity	The concentration will be determined for each test diet prepared. Prior to analysis, these samples will be stored under monitored refrigerated conditions at a target of 2-8°C. Duplicate samples will be collected (approximately 30 g each sample) from the top, middle, and bottom of each test diet preparation. One set of each of the above duplicate concentration samples will be shipped on with ice packs to the Contributing Scientist, Dose Formulation Analysis. The duplicate sets will be retained at a controlled temperature of 2-8°C as a backup at the Testing Facility (to be discarded or stored or shipped to Sponsor after satisfactory results have been obtained on the first set of samples).
Stability	Stability testing will not be performed.
General	Results from formulation analyses will be included in a dose formulation report, which will be included in the final study report. All remaining dose formulations will be properly discarded when the final dose formulation report is issued or will be shipped to the Sponsor or the Sponsor's designated laboratory.

Test System

Humane Care of Animals

Treatment of the animals (including but not limited to all husbandry, housing, and feeding conditions) will be conducted in accordance with the guidelines recommended in Guide for the Care and Use of Laboratory Animals (National Academy Press, Washington DC, 2011).

Species	mus musculus
Strain	B6C3F1
Source	Charles River Laboratories
History	The animals will be experimentally naïve.

Weight at Initiation of Dosing	Target of 22-24 grams
Number and Sex	96 females, plus 14 extra
Identification	An ear tag with a matching cage card will be used.
Justification	Mice are commonly used in safety evaluation studies that are accepted by appropriate regulatory agencies. The total number of animals used in this study was the minimum required to properly achieve study objectives. This determination was based on historically established conventions in the industry for this type of study.
Receipt and Acclimation	Animals will be received from their source and acclimated to the facility and husbandry conditions according to Facility SOPs. Prior to release to study, health status of the animals will be reviewed by a member of the veterinary staff. Data collected on animals prior to release to study will be maintained as facility records.
Housing/ Sanitation	Upon receipt, animals will be housed singly and in stainless steel wire bottom cages. Following randomization, animals will be housed four per cage, each group in a two cages of four animals per cage, in Nalgene® metabolism cages. Animal room and cage cleaning will be performed according to testing facility SOPs.
Diet	Certified NIH-31 diet as meal will be available ad libitum, except during protocol-specified periods of fasting. Analysis of diet has been performed by the manufacturer and has been certified to be within specifications.
Fasting	The animals will be fasted as noted in subsequent section(s) of the protocol for dosing or data-specific collection periods.
Water	Tap water filtered through a 0.22 µM PES filter will be available ad libitum while mice are in their home cage. Water to be filtered will be supplied by the City of Painesville and is routinely analyzed to monitor chemical and bacterial levels and to determine priority pollutants.

Contaminants	Results of the food and water analyses are reviewed periodically by a staff veterinarian or designee. No contaminants are known to be present in the food or water that may interfere with the results of the study.
Environment	Temperature: 68 – 79°F (20 – 26°C) Humidity: 30 – 70% Light: An alternating 12-hour light/dark cycle will be maintained, except during study-specific procedures. Addition or loss of time due to Daylight Savings time adjustments will not be considered as deviations. Ventilation: The airflow will be set for at least 10 air changes per hour with 100% fresh air (no air recirculation). The environmental conditions of the animal room will be monitored and documented.
Environmental Enrichment/ Supplements	Species-specific enrichment or supplements will be provided per facility SOPs.

Study Design

Randomization	Animals considered healthy and acceptable for study will be assigned to Study Groups using a computer-generated randomization procedure based on body weight. Control for siblings will be performed, if possible. Randomization into study groups will occur on Day -2, -3, or -4. Animals not assigned to study groups will be allocated into a spare group. Spare animals will be released from study on or after Day 1.

Predose	Animals will be acclimated to the study room for a minimum of 7 days prior to initiation of dosing. Animals may be acclimated to study-specific experimental procedures to identify animals which may exhibit increased levels of stress or resistance to the procedure. Animals deemed unfit to receive test or control article based on predose data (including behavioral issues) will be removed from the study group and replaced by a spare animal. Predose data (e.g. veterinary examinations, etc) collected for selection of animals to be randomized to study will be maintained in the study files.
Treatment Groups and Dose Administration	The mice will be assigned to groups as shown in the table below. The first day of administration will be designated as Day 1 of the study.

Group Assignment and Dose Levels

Dose Group	Number of Animals (Female)	Test Article	Test Article Lot Number	Dose Level
1	8*	Sieved soil to 250 µM negative control	HS15010780-17	5% (w/w) of diet
2	8	Benzo(a)pyrene (B(a)P) Positive control	SLBG9477V	25 ppm
3	8	Sieved Soil	HS15040099	5% (w/w) of diet
4	8	Sieved Soil	HS15040097	
5	8	Sieved Soil	HS15040080	
6	8	Sieved Soil	HS15040100	
7	8	Sieved Soil	HS15040110	
8	8	Extract of Group 3 Sieved Soil	FAFB-G1	B(a)P ppm Equivalent of Groups 3-7 (5% of diet)
9	8	Extract of Group 4 Sieved Soil	FAFB-G2	
10	8	Extract of Group 5 Sieved Soil	FAFB-G3	
11	8	Extract of Group 6 Sieved Soil	FAFB-G4	
12	8	Extract of Group 7 Sieved Soil	FAFB-G5	

*All groups of 8 animals will be split into two cages of four animals per cage.

Dose Administration

Dose Administration	Animals will receive the test or positive control articles mixed in their diet for 14 consecutive days. All animals will be terminated the day following completion of dosing.
Route of Administration	All administrations will be given by the oral route as a diet admixture.
Justification of Route	This administration route is consistent with the route of exposure used in “Technical Report for Experiment No. 6722: Chronic Bioassay of Two Composite Samples From Selected Manufactured Gas Plant Waste Sites”, Beland and Culp, 1998

Justification of Dose Levels	Dose levels were selected by the Study Director in agreement with the Sponsor and based on available data including a previously performed pilot study Ricerca # 030947.
Justification of Frequency	The frequency of administration is conventional for studies of this type.

In-Life Observations and Measurements

Viabilities	Animals will be observed for viability at least once in the morning and once in the afternoon, at least 4 hours apart, throughout the study.
Clinical Observations	Daily cageside clinical observations will be performed and recorded at approximately the same time each day.
Detailed Clinical Observations	Detailed clinical observations will be performed prior to randomization.
General	Animals appearing to be in pain or distress will be brought to the attention of the Study Director and/or a staff veterinarian.
Body Weights	Body weights will be measured predose, as needed, to monitor animal body weights. Animal body weights of 22 to 24 grams will be targeted for use on study. Additional body weights will be measured pre-randomization (between Days -5 to -1), and daily for the remainder of the in-life period.
Food Consumption	Quantitatively, at least once predose, and daily for the remainder of the in-life. Food consumption per cage will be divided by four obtain an average food consumption per animal.
Observations for Potential Fecal Contamination	Twice daily observations of the urine collection cups will be performed. Fecal contamination of collected urine will be recorded and feces will be removed if possible. Pictures will be taken daily of pooled urine following transfer to containers used for storage and shipping.

Urine Collection

Sample Collection	Subsequent to the initiation of dosing, daily urine collections will be made from each cage. At each collection urine volume will be measured and documented. Urine samples will be stored frozen in a freezer set to maintain ≤-70 °C, in pre-labeled urine collection vials, until shipment to the analytical lab on Day 14. Samples will be shipped on dry ice. The volume of urine collected each day from each cage will be recorded and reported in the final study report. Should no urine be present in collection cups documentation will be made.

Euthanasia/Necropsy

Morbidity/ Mortality	Animals considered moribund will be euthanized by CO_2 overdose on the day the determination is made.
Unscheduled Necropsy	If an animal is found dead or is euthanized moribund following initiation of dosing, it will be necropsied. If necropsy personnel are not available at the time the animal is found dead or euthanized moribund, the carcass will be refrigerated until necropsy can be conducted. The gross necropsy will be conducted for the purpose of attempting to determine cause of death and will include examination of: All external surfaces and orifices Internal organs and tissues All abnormalities will be described and recorded
Scheduled Necropsy	Following collection of the final in-life samples, all surviving animals will be euthanized by CO_2 overdose and their carcasses will be frozen and retained by Ricerca for up to three months for possible future evaluation. After three months carcasses will be disposed of appropriately or will be shipped to the Sponsor.

Major Computer Systems/Software

The computer systems used on this study may include, but not be limited to, the following systems. All version numbers of the applications, as well as validation or qualification status, are maintained by Ricerca Biosciences, LLC, and will be presented in appropriate sections of the final report.

Application Name	Function
Siemens REMs	Controls environmental systems in vivarium
Edstrom Watchdog	Monitors and records environmental data in vivarium
WinNonLin	Pharmacokinetic analysis system
Provantis	In-life test system data and statistical evaluation
Microsoft Office	Collection of word processing and spreadsheets used for report production
RATS	In-house system used to schedule study activities
SAS	statistical analysis of data within Provantis system

Statistical Analysis

When appropriate, numeric animal data will be evaluated statistically. Data considered to be parametric (continuous data, typically with normal distributions) will be evaluated by analysis of variance (ANOVA) with $p \leq 0.05$. If significance exists, pairwise comparisons of each dose group with the control group will be made using a post hoc test, Bonferroni or Dunnett, ($p \leq 0.05$) to identify statistical differences between each dose level group and control values. Data considered to be non-parametric (discontinuous data or non-normally distributed) will be evaluated using a Kruskal-Wallis Test ($p \leq 0.05$) on ranked data for group significance. If significance exists, pairwise comparisons of each dose group with the control group will be made using a post hoc test Wilcoxon with Bonferroni-Holm adjustment, ($p \leq 0.05$).

Statistical evaluation may not be conducted for particular parameters if there is lack of sufficient data due to excess animal mortality or other pertinent factors.

Animal Care and Use Statement

The research described does not unnecessarily duplicate previous animal experiments and is being conducted in the absence of acceptable non-animal alternatives to accomplish its objectives. The protocol and any amendments or procedures involving the care or use of animals in this study will be reviewed and approved by Ricerca's Institutional Animal Care and Use Committee (IACUC) prior to the initiation of such procedures (i.e., prior to the start of the study for most protocol-specified procedures).

Palliative and Prophylactic Measures

The Study Director, in consultation with a staff veterinarian, may approve palliative and/or prophylactic treatment of animals. Under emergency situations, the Study Director authorizes a staff veterinarian to approve palliative and/or prophylactic treatments; under such circumstances the Study Director and Sponsor will be notified of treatment as soon as possible

Quality Assurance

This is a non-GLP study, and therefore no Quality Assurance audits will be conducted.

Sponsor Review

The Sponsor may send representatives to inspect the study and the premises during normal working hours during the course of the study and/or to review the raw data and the final report.

Protocol Changes and Deviations

Changes to the approved protocol will be in the form of amendments approved by the Study Director and the Sponsor Representative. Amendments will clearly describe the protocol changes and will include the effective date of the change and justification for the change. The Sponsor may authorize protocol changes by telephone or other electronic means when he/she cannot be physically present for signature. Protocol deviations will be noted in the study records and reported.

Records

Following completion of analysis and prior to completion of the final report, all materials generated at Ricerca Biosciences, LLC, including raw data and final report and any biological and formulation samples will be shipped to the Sponsor.

External test sites will be responsible for archiving data produced at their own sites.

Reporting

The Study Director will prepare a final report of the study results. This report will include a comprehensive presentation of data, as well as interpretations of the data. The name and address of the facility conducting the study and dates on which the study was initiated and completed will be included in the report.

Approval for Study Initiation

Sponsor Contact

Date: 04/14/2015

Glenn C. Hoeger
Arcadis, U.S., Inc.

Study Director

Date: 15-April-2015

Roger Hawks, Ph.D.,DABT
Ricerca Biosciences, LLC

Testing Facility Management

Date: April 15, 2015

Drug Safety and Metabolism
Ricerca Biosciences, LLC

PROTOCOL AMENDMENT
Number One

Study Title

Main Study: Foster AFB : Fourteen-Day Diet Mix of Soil and Soil Extracts in Mice

Study Number: **031705**

Testing Facility:
Ricerca Biosciences, LLC
Drug Safety and Metabolism
7528 Auburn Road
Concord OH 44077

Additions/changes are in bold underlined text.
Deletions are in strike through.

Sponsor

Arcadis U.S., Inc.
630 Plaza Drive, Suite 100
Highlands Ranch, CO
80129

Page 4 of Final Protocol

Urine Collection

Lot Numbers	HS1501~~4~~**4**0**0**780-17: Clean Soil Sample (Group 1)
	SLBG9477V: Benzo(a)pyrene B(a)P (Group 2)
	Soil Test Articles (Groups 3 -7)
	Group 3: HS15040099
	Group 4: HS15040097
	Group 5: HS15040080
	Group 6: HS15040100
	Group 7: HS 15040110
	Soil Test Article Extract (Group 8-12)
	Group 8: FAFB-G1
	Group 9: FAFB-G2F
	Group 10:FAFB-G3
	Group 11:FAFB-G4
	Group 12:FAFB-G5

Rationale

The original protocol listed an incorrect lot number for the clean soil group.

Page 7 of Final Protocol

Sponsor-enlisted Contributing Scientists:

Dose Formulation Analysis:	**An Initial Set of Diet Mix Samples were Analyzed by:** Hoai Van, Ph.D. ALS Life Sciences 10450 Stancliff Rd, Suite 210 Houston, TX 77099 USA phone: 281-530-5656 email: Hoai.Van@alsglobal.com **A Second Set of Diet Mix Samples were Analyzed by:** **Million Woodneh** **AXYS Analytical Service, LTD.** **2045 Mills Road, West, Sidney, BC** **Canada V8L 5X2** **email: mwoodneh@axys.com** **phone: 250-655-5837**
Bioanalytical Analysis (Urine):	Million Woodneh AXYS Analytical Service, LTD. 2045 Mills Road, West, Sidney, BC Canada V8L 5X2 email: mwoodneh@axys.com phone: 250-655-5837

Rationale

Sponsor requested that diet mix samples be analyzed at AXYS.

Effective Date

The effective date is the date that the amendment is signed by the Study Director.

Protocol Amendment Approval

Sponsor Representative

Date: 06/17/2015

Glenn C. Hoeger
Arcadis, Inc.

Study Director

Date: 19-June-2015

Roger Hawks, Ph.D., DABT
Ricerca Biosciences, LLC

Testing Facility Management

Date: 19 June 2015

Drug Safety and Metabolism
Ricerca Biosciences, LLC

APPENDIX G

Main Study AXYS Diet Analytical Reports

AXYS | Axys Analytical Services Ltd
2045 Mills Road West
SIDNEY, BRITISH COLUMBIA, CANADA V8L 5X2
TEL 250-655-5800 FAX 250-655-5811
www.axysanalytical.com

AXYS Client No.: 4765

Client Address: ARCADIS U.S., Inc.
630 Plaza Drive, Suite 600
Highlands Ranch, CO, US, 80129

The AXYS contact for these data is Kirsten Anderson.

BATCH SUMMARY

Batch ID: WG51224	***Date:*** 03-Jun-2015
Analysis Type: PAH	***Matrix Type:*** Tissue

BATCH MAKEUP

Contract: 4765

Samples:

L23191-1	77 Top
L23191-5	89 Top
L23191-6	91 Middle
L23191-7	93 Bottom
L23191-11	119 Top
L23191-12	121 Middle
L23191-13	123 Bottom
L23192-4	101 Top
L23192-5	103 Middle
L23192-6	105 Bottom
L23192-13	131 Top
L23192-14	133 Middle
L23192-15	135 Bottom

Blank: WG51224-101

Reference or Spike: WG51224-102

Duplicate:

Comments:

1. Data are considered final.
2. Data are not blank corrected.

Copyright AXYS Analytical Services Ltd
February 1993

AXYS METHOD MLA-021 Rev 12

Form 3A
INITIAL CALIBRATION RELATIVE RESPONSES

AXYS ANALYTICAL SERVICES
2045 MILLS RD., SIDNEY, B.C., CANADA
V8L 5X2 TEL (250) 655-5800 FAX (250) 655-5811

Initial Calibration Date: 19-Jan-2015

Instrument ID: LR GC/MS

GC Column ID: RTX5

CS0 Data Filename: N/A
CS1 Data Filename: PH5S0130.D
CS2 Data Filename: PH5S0131.D
CS3 Data Filename: PH5S0132.D
CS4 Data Filename: PH5S0134.D
CS5 Data Filename: PH5S0133.D
CS6 Data Filename: N/A

		RELATIVE RESPONSE (RR)								
COMPOUND	**LAB FLAG [1]**	**CS0**	**CS1**	**CS2**	**CS3**	**CS4**	**CS5**	**CS6**	**MEAN RR**	**CV (%RSD)[2]**
Naphthalene			1.10	1.08	1.11	1.13	1.14		1.11	2.30
Acenaphthylene			1.13	1.14	1.15	1.18	1.19		1.16	2.07
Acenaphthene			0.61	0.62	0.62	0.65	0.64		0.63	3.05
Fluorene			0.73	0.74	0.74	0.77	0.79		0.76	3.44
Phenanthrene			1.09	1.13	1.15	1.18	1.19		1.15	3.47
Anthracene			1.14	1.14	1.16	1.18	1.21		1.17	2.45
Fluoranthene			1.34	1.33	1.40	1.45	1.42		1.39	3.92
Pyrene			1.40	1.47	1.44	1.49	1.49		1.46	2.56
Benz[a]anthracene			1.36	1.37	1.45	1.46	1.48		1.42	3.89
Chrysene			1.25	1.25	1.28	1.29	1.32		1.28	2.29
Benzo[b]fluoranthene			1.62	1.53	1.49	1.49	1.53		1.53	3.45
Benzo[j,k]fluoranthenes			1.16	1.19	1.22	1.23	1.25		1.21	2.87
Benzo[e]pyrene			1.22	1.26	1.32	1.32	1.38		1.30	4.73
Benzo[a]pyrene			1.28	1.31	1.31	1.31	1.37		1.31	2.71
Perylene			1.41	1.42	1.46	1.49	1.55		1.47	4.10
Dibenz[a,h]anthracene			1.56	1.50	1.56	1.62	1.60		1.57	3.00
Indeno[1,2,3-cd]pyrene			1.31	1.27	1.31	1.33	1.37		1.32	2.63
Benzo[ghi]perylene			1.41	1.39	1.41	1.45	1.46		1.42	2.20
2-Methylnaphthalene			1.18	1.21	1.22	1.24	1.26		1.22	2.34
2,6-Dimethylnaphthalene			1.18	1.20	1.21	1.24	1.25		1.22	2.31
2,3,5-Trimethylnaphthalene			1.08	1.05	1.09	1.12	1.12		1.09	2.76
1-Methylphenanthrene			0.76	0.75	0.80	0.82	0.84		0.79	4.74
Dibenzothiophene			1.18	1.20	1.20	1.22	1.24		1.21	1.66

(1) Where applicable, custom lab flags have been used on this report.
(2) QC limit is 20% for native compounds with a labeled analog, 35% for those without a labeled analog.

These data are validated and reported as accurate and in accord with AXYS Analytical Services Ltd. ISO17025 compliant quality assurance processes.
Signed: _____Brian Watson_____

For Axys Internal Use Only [XSL Template: Form3A.xsl; Created: 03-Jun-2015 08:49:16; Application: XMLTransformer-1.14.12;
Report Filename: GENERIC-SPECS_PAH_LO_19-Jan-2015_PH5S__Form3A_GS59559.html; Workgroup: WG51224; Design ID: 2591]

AXYS METHOD MLA-021 Rev 12

Form 3B
INITIAL CALIBRATION RELATIVE RESPONSES

AXYS ANALYTICAL SERVICES
2045 MILLS RD., SIDNEY, B.C., CANADA
V8L 5X2 TEL (250) 655-5800 FAX (250) 655-5811

Initial Calibration Date: 19-Jan-2015

Instrument ID: LR GC/MS

GC Column ID: RTX5

CS0 Data Filename: N/A

CS1 Data Filename: PH5S0130.D

CS2 Data Filename: PH5S0131.D

CS3 Data Filename: PH5S0132.D

CS4 Data Filename: PH5S0134.D

CS5 Data Filename: PH5S0133.D

CS6 Data Filename: N/A

		RELATIVE RESPONSE (RR)								
LABELED COMPOUND	**LAB FLAG [1]**	**CS0**	**CS1**	**CS2**	**CS3**	**CS4**	**CS5**	**CS6**	**MEAN RR**	**CV (%RSD)[2]**
Naphthalene d-8			1.77	1.78	1.77	1.76	1.75		1.77	0.78
2-Methylnaphthalene d-10			1.11	1.11	1.11	1.10	1.10		1.11	0.65
2,6-Dimethylnaphthalene d-12			0.96	0.95	0.95	0.95	0.96		0.95	0.40
Acenaphthylene d-8			2.03	2.02	2.05	1.98	2.04		2.03	1.25
Dibenzothiophene d-8			0.91	0.90	0.89	0.90	0.91		0.90	0.95
Phenanthrene d-10			0.95	0.94	0.95	0.95	0.96		0.95	0.53
Fluoranthene d-10			0.90	0.90	0.91	0.91	0.92		0.91	0.59
Benzo[a]anthracene d-12			0.78	0.77	0.79	0.79	0.80		0.79	1.15
Chrysene d-12			0.85	0.86	0.87	0.89	0.89		0.87	2.03
Benzo[b]fluoranthene d-12			0.89	0.89	0.90	0.91	0.91		0.90	1.22
Benzo[k]fluoranthene d-12			1.11	1.12	1.14	1.16	1.18		1.14	2.38
Benzo[a]pyrene d-12			0.92	0.92	0.94	0.97	0.96		0.94	2.62
Perylene d-12			0.83	0.84	0.85	0.86	0.85		0.85	1.49
Dibenzo[a,h]anthracene d-14			0.67	0.68	0.71	0.72	0.74		0.70	3.98
Indeno[1,2,3-cd]pyrene d-12			0.91	0.92	0.94	0.97	0.94		0.93	2.46
Benzo[ghi]perylene d-12			0.96	0.98	0.99	1.01	0.99		0.99	1.74

(1) Where applicable, custom lab flags have been used on this report.
(2) QC limit is 35% for labeled compounds.

These data are validated and reported as accurate and in accord with AXYS Analytical Services Ltd. ISO17025 compliant quality assurance processes.
Signed: _____Brian Watson_____

For Axys Internal Use Only [XSL Template: Form3B.xsl; Created: 03-Jun-2015 08:49:16; Application: XMLTransformer-1.14.12;
Report Filename: GENERIC-SPECS_PAH_LO_19-Jan-2015_PH5S__Form3B_GS59559.html; Workgroup: WG51224; Design ID: 2591]

AXYS METHOD MLA-021 Rev 12

Form 3C
INITIAL CALIBRATION ION ABUNDANCE RATIOS

AXYS ANALYTICAL SERVICES
2045 MILLS RD., SIDNEY, B.C., CANADA
V8L 5X2 TEL (250) 655-5800 FAX (250) 655-5811

Initial Calibration Date: 19-Jan-2015

Instrument ID: LR GC/MS

GC Column ID: RTX5

CS0 Data Filename: N/A
CS1 Data Filename: PH5S0130.D
CS2 Data Filename: PH5S0131.D
CS3 Data Filename: PH5S0132.D
CS4 Data Filename: PH5S0134.D
CS5 Data Filename: PH5S0133.D
CS6 Data Filename: N/A

COMPOUND	LAB FLAG [1]	M/Z's FORMING RATIO	ION ABUNDANCE RATIO CS0	CS1	CS2	CS3	CS4	CS5	CS6
Naphthalene		**128,102**		0.07	0.07	0.07	0.07	0.07	
Acenaphthylene		**152,151**		0.20	0.20	0.20	0.20	0.20	
Acenaphthene		**154,153**		1.14	1.16	1.18	1.17	1.17	
Fluorene		**166,165**		1.04	1.02	1.02	1.03	1.02	
Phenanthrene		**178,176**		0.20	0.20	0.19	0.19	0.19	
Anthracene		**178,176**		0.19	0.19	0.19	0.19	0.19	
Fluoranthene		**202,200**		0.21	0.20	0.21	0.20	0.21	
Pyrene		**202,200**		0.21	0.20	0.21	0.21	0.21	
Benz[a]anthracene		**228,226**		0.27	0.27	0.27	0.28	0.28	
Chrysene		**228,226**		0.30	0.30	0.30	0.30	0.30	
Benzo[b]fluoranthene		**252,253**		0.25	0.24	0.23	0.22	0.21	
Benzo[j,k]fluoranthenes		**252,253**		0.24	0.24	0.21	0.21	0.21	
Benzo[e]pyrene		**252,253**		0.22	0.23	0.21	0.21	0.21	
Benzo[a]pyrene		**252,253**		0.23	0.20	0.22	0.21	0.21	
Perylene		**252,253**		0.23	0.21	0.22	0.22	0.21	
Dibenz[a,h]anthracene		**278,139**		0.16	0.16	0.17	0.17	0.17	
Indeno[1,2,3-cd]pyrene		**276,138**		0.27	0.23	0.21	0.21	0.20	
Benzo[ghi]perylene		**276,138**		0.22	0.22	0.23	0.22	0.22	
2-Methylnaphthalene		**142,141**		0.91	0.92	0.90	0.90	0.91	
2,6-Dimethylnaphthalene		**156,141**		0.70	0.71	0.70	0.70	0.70	
2,3,5-Trimethylnaphthalene		**170,155**		0.89	0.94	0.92	0.92	0.93	
1-Methylphenanthrene		**192,191**		0.59	0.61	0.61	0.61	0.62	
Dibenzothiophene		**184,152**		0.09	0.09	0.09	0.08	0.08	

(1) Where applicable, custom lab flags have been used on this report.

These data are validated and reported as accurate and in accord with AXYS Analytical Services Ltd. ISO17025 compliant quality assurance processes.
Signed: _____Brian Watson_____

For Axys Internal Use Only [XSL Template: Form3C.xsl; Created: 03-Jun-2015 08:49:16; Application: XMLTransformer-1.14.12;
Report Filename: GENERIC-SPECS_PAH_LO_19-Jan-2015_PH5S__Form3C_GS59559.html; Workgroup: WG51224; Design ID: 2591]

AXYS METHOD MLA-021 Rev 12

Form 3D
INITIAL CALIBRATION ION ABUNDANCE RATIOS

AXYS ANALYTICAL SERVICES
2045 MILLS RD., SIDNEY, B.C., CANADA
V8L 5X2 TEL (250) 655-5800 FAX (250) 655-5811

Initial Calibration Date: 19-Jan-2015

Instrument ID: LR GC/MS

GC Column ID: RTX5

CS0 Data Filename: N/A
CS1 Data Filename: PH5S0130.D
CS2 Data Filename: PH5S0131.D
CS3 Data Filename: PH5S0132.D
CS4 Data Filename: PH5S0134.D
CS5 Data Filename: PH5S0133.D
CS6 Data Filename: N/A

LABELED COMPOUND	LAB FLAG[1]	M/Z's FORMING RATIO	ION ABUNDANCE RATIO CS0	CS1	CS2	CS3	CS4	CS5	CS6
Naphthalene d-8		**136,134**		0.09	0.09	0.09	0.09	0.09	
2-Methylnaphthalene d-10		**152,151**		0.17	0.17	0.17	0.17	0.17	
2,6-Dimethylnaphthalene d-12		**168,150**		0.78	0.79	0.77	0.77	0.77	
Acenaphthylene d-8		**160,158**		0.16	0.16	0.15	0.15	0.16	
Dibenzothiophene d-8		**192,160**		0.08	0.09	0.09	0.09	0.09	
Phenanthrene d-10		**188,184**		0.14	0.15	0.15	0.15	0.15	
Fluoranthene d-10		**212,208**		0.18	0.18	0.18	0.18	0.18	
Benzo[a]anthracene d-12		**240,236**		0.25	0.25	0.25	0.25	0.25	
Chrysene d-12		**240,236**		0.27	0.27	0.27	0.27	0.27	
Benzo[b]fluoranthene d-12		**264,260**		0.21	0.21	0.21	0.21	0.21	
Benzo[k]fluoranthene d-12		**264,260**		0.21	0.20	0.20	0.20	0.20	
Benzo[a]pyrene d-12		**264,260**		0.21	0.21	0.21	0.20	0.21	
Perylene d-12		**264,260**		0.26	0.26	0.26	0.26	0.26	
Dibenzo[a,h]anthracene d-14		**292,288**		0.28	0.29	0.29	0.29	0.29	
Indeno[1,2,3-cd]pyrene d-12		**288,284**		0.19	0.19	0.19	0.19	0.19	
Benzo[ghi]perylene d-12		**288,284**		0.20	0.20	0.20	0.20	0.20	

(1) Where applicable, custom lab flags have been used on this report.

These data are validated and reported as accurate and in accord with AXYS Analytical Services Ltd. ISO17025 compliant quality assurance processes.
Signed: _____Brian Watson_____

For Axys Internal Use Only [XSL Template: Form3D.xsl; Created: 03-Jun-2015 08:49:16; Application: XMLTransformer-1.14.12;
Report Filename: GENERIC-SPECS_PAH_LO_19-Jan-2015_PH5S__Form3D_GS59559.html; Workgroup: WG51224; Design ID: 2591]

AXYS METHOD MLA-021 Rev 12

Form 4A
CALIBRATION VERIFICATION

AXYS ANALYTICAL SERVICES
2045 MILLS RD., SIDNEY, B.C., CANADA
V8L 5X2 TEL (250) 655-5800 FAX (250) 655-5811

Initial Calibration Date:	19-Jan-2015	**VER Data Filename:**	PH5S1731.D
Instrument ID:	LR GC/MS	**Analysis Date:**	28-May-2015
GC Column ID:	RTX5	**Analysis Time:**	16:56:00

COMPOUND	CAS NO.	LAB FLAG [1]	m/e ION CHANNELS	ION ABUND. RATIO	QC LIMITS	CONC. FOUND (ng/mL)	CONC. RANGE (ng/mL)
Naphthalene	91-20-3		128,102	0.07	0.06-0.08	2090	1470-2450
Acenaphthylene	208-96-8		152,151	0.20	0.16-0.24	2050	1480-2470
Acenaphthene	83-32-9		154,153	1.17	0.94-1.40	2120	1490-2490
Fluorene	86-73-7		166,165	1.03	0.82-1.24	2060	1460-2440
Phenanthrene	85-01-8		178,176	0.19	0.15-0.23	2070	1480-2470
Anthracene	120-12-7		178,176	0.19	0.15-0.23	2040	1490-2480
Fluoranthene	206-44-0		202,200	0.21	0.17-0.25	2000	1490-2480
Pyrene	129-00-0		202,200	0.21	0.17-0.25	1910	1470-2440
Benz[a]anthracene	56-55-3		228,226	0.28	0.22-0.34	2060	1470-2460
Chrysene	218-01-9		228,226	0.30	0.24-0.36	2060	1490-2480
Benzo[b]fluoranthene	205-99-2		252,253	0.21	0.17-0.25	2010	1480-2470
Benzo[j,k]fluoranthenes			252,253	0.21	0.17-0.25	2100	1480-2460
Benzo[e]pyrene	192-97-2		252,253	0.21	0.17-0.25	2120	1490-2490
Benzo[a]pyrene	50-32-8		252,253	0.21	0.17-0.25	2090	1490-2480
Perylene	198-55-0		252,253	0.21	0.17-0.25	2100	1490-2490
Dibenz[a,h]anthracene	53-70-3		278,139	0.16	0.10-0.22	2200	1490-2490
Indeno[1,2,3-cd]pyrene	193-39-5		276,138	0.20	0.13-0.27	2040	1480-2460
Benzo[ghi]perylene	191-24-2		276,138	0.22	0.14-0.30	2060	1480-2460
2-Methylnaphthalene	91-57-6		142,141	0.90	0.72-1.08	2140	1530-2550
2,6-Dimethylnaphthalene	581-42-0		156,141	0.72	0.58-0.86	2100	1500-2500
2,3,5-Trimethylnaphthalene	2245-38-7		170,155	0.94	0.75-1.13	2040	1460-2440
1-Methylphenanthrene	832-69-9		192,191	0.60	0.48-0.72	1700	1220-2030
Dibenzothiophene	132-65-0		184,152	0.09	0.07-0.11	2050	1500-2500

(1) Where applicable, custom lab flags have been used on this report.

These data are validated and reported as accurate and in accord with AXYS Analytical Services Ltd. ISO17025 compliant quality assurance processes.
Signed: _____Celine Vaillant_____

For Axys Internal Use Only [XSL Template: Pest4A.xsl; Created: 03-Jun-2015 08:49:16; Application: XMLTransformer-1.14.12;
Report Filename: GENERIC-SPECS_PAH_LO_PH5S1731.D__Form4A_SJ1890453.html; Workgroup: WG51224; Design ID: 2591]

AXYS METHOD MLA-021 Rev 12

Form 4B
CALIBRATION VERIFICATION

AXYS ANALYTICAL SERVICES
2045 MILLS RD., SIDNEY, B.C., CANADA
V8L 5X2 TEL (250) 655-5800 FAX (250) 655-5811

Initial Calibration Date:	19-Jan-2015	**VER Data Filename:**	PH5S1731.D
Instrument ID:	LR GC/MS	**Analysis Date:**	28-May-2015
GC Column ID:	RTX5	**Analysis Time:**	16:56:00

LABELED COMPOUND	CAS NO.	LAB FLAG [1]	m/e ION CHANNELS	ION ABUND. RATIO	QC LIMITS	CONC. FOUND (ng/mL)	CONC. RANGE (ng/mL)
Naphthalene d-8	1146-65-2		136,134	0.09	0.07-0.11	2090	1500-2500
2-Methylnaphthalene d-10	7297-45-2		152,151	0.17	0.14-0.20	2010	1500-2500
2,6-Dimethylnaphthalene d-12	350820-12-1		168,150	0.80	0.64-0.96	2010	1510-2520
Acenaphthylene d-8	93951-97-4		160,158	0.16	0.13-0.19	1980	1500-2500
Dibenzothiophene d-8	33262-29-2		192,160	0.09	0.07-0.11	2100	1510-2510
Phenanthrene d-10	1517-22-2		188,184	0.14	0.11-0.17	2110	1510-2510
Fluoranthene d-10	93951-69-0		212,208	0.17	0.14-0.20	2120	1500-2510
Benzo[a]anthracene d-12	1718-53-2		240,236	0.25	0.20-0.30	1870	1500-2500
Chrysene d-12	1719-03-5		240,236	0.27	0.22-0.32	1880	1500-2500
Benzo[b]fluoranthene d-12	93951-98-5		264,260	0.21	0.17-0.25	2070	1520-2530
Benzo[k]fluoranthene d-12	93952-01-3		264,260	0.21	0.17-0.25	2060	1500-2510
Benzo[a]pyrene d-12	63466-71-7		264,260	0.21	0.17-0.25	2050	1500-2510
Perylene d-12	1520-96-3		264,260	0.26	0.21-0.31	2020	1510-2510
Dibenzo[a,h]anthracene d-14	13250-98-1		292,288	0.30	0.20-0.41	1850	1500-2500
Indeno[1,2,3-cd]pyrene d-12	203578-33-0		288,284	0.19	0.12-0.26	1900	1500-2500
Benzo[ghi]perylene d-12	93951-66-7		288,284	0.20	0.13-0.27	1820	1500-2510

(1) Where applicable, custom lab flags have been used on this report.

These data are validated and reported as accurate and in accord with AXYS Analytical Services Ltd. ISO17025 compliant quality assurance processes.
Signed: _____Celine Vaillant_____

For Axys Internal Use Only [XSL Template: Pest4B.xsl; Created: 03-Jun-2015 08:49:16; Application: XMLTransformer-1.14.12;
Report Filename: GENERIC-SPECS_PAH_LO_PH5S1731.D__Form4B_SJ1890453.html; Workgroup: WG51224; Design ID: 2591]

AXYS METHOD MLA-021 Rev 12

Form 6A
RELATIVE RETENTION TIMES

AXYS ANALYTICAL SERVICES
2045 MILLS RD., SIDNEY, B.C., CANADA
V8L 5X2 TEL (250) 655-5800 FAX (250) 655-5811

Initial Calibration Date:	19-Jan-2015	**VER Data Filename:**	PH5S1731.D
Instrument ID:	LR GC/MS	**Analysis Date:**	28-May-2015
GC Column ID:	RTX5	**Analysis Time:**	16:56:00

COMPOUND	CAS NO.	LAB FLAG [1]	RETENTION TIME REFERENCE	RRT	RRT QC LIMITS [2]
Naphthalene	91-20-3		Naphthalene d-8	1.006	1.000 - 1.015
Acenaphthylene	208-96-8		Acenaphthylene d-8	1.003	0.998 - 1.008
Acenaphthene	83-32-9		Acenaphthylene d-8	1.047	1.043 - 1.052
Fluorene	86-73-7		Phenanthrene d-10	0.843	0.840 - 0.846
Phenanthrene	85-01-8		Phenanthrene d-10	1.004	1.001 - 1.008
Anthracene	120-12-7		Phenanthrene d-10	1.011	1.008 - 1.014
Fluoranthene	206-44-0		Fluoranthene d-10	1.003	1.000 - 1.006
Pyrene	129-00-0		Fluoranthene d-10	1.033	1.030 - 1.035
Benz[a]anthracene	56-55-3		Benzo[a]anthracene d-12	1.002	0.999 - 1.004
Chrysene	218-01-9		Chrysene d-12	1.003	1.001 - 1.005
Benzo[b]fluoranthene	205-99-2		Benzo[b]fluoranthene d-12	1.004	1.001 - 1.005
Benzo[j,k]fluoranthenes			Benzo[k]fluoranthene d-12	1.003	1.001 - 1.005
Benzo[e]pyrene	192-97-2		Benzo[a]pyrene d-12	0.996	0.994 - 0.998
Benzo[a]pyrene	50-32-8		Benzo[a]pyrene d-12	1.004	1.002 - 1.006
Perylene	198-55-0		Perylene d-12	1.004	1.002 - 1.006
Dibenz[a,h]anthracene	53-70-3		Dibenzo[a,h]anthracene d-14	1.004	1.002 - 1.005
Indeno[1,2,3-cd]pyrene	193-39-5		Indeno[1,2,3-cd]pyrene d-12	1.003	1.001 - 1.004
Benzo[ghi]perylene	191-24-2		Benzo[ghi]perylene d-12	1.003	1.001 - 1.004
2-Methylnaphthalene	91-57-6		2-Methylnaphthalene d-10	1.009	1.004 - 1.016
2,6-Dimethylnaphthalene	581-42-0		2,6-Dimethylnaphthalene d-12	1.010	1.005 - 1.015
2,3,5-Trimethylnaphthalene	2245-38-7		2,6-Dimethylnaphthalene d-12	1.227	1.222 - 1.232
1-Methylphenanthrene	832-69-9		Phenanthrene d-10	1.110	1.107 - 1.114
Dibenzothiophene	132-65-0		Dibenzothiophene d-8	1.003	1.000 - 1.007

(1) Where applicable, custom lab flags have been used on this report.
(2) RRT Limits as specified in MLA-021.

These data are validated and reported as accurate and in accord with AXYS Analytical Services Ltd. ISO17025 compliant quality assurance processes.
Signed: _____Celine Vaillant_____

For Axys Internal Use Only [XSL Template: Pest6A.xsl; Created: 03-Jun-2015 08:49:16; Application: XMLTransformer-1.14.12;
Report Filename: GENERIC-SPECS_PAH_LO_PH5S1731.D__Form6A_SJ1890453.html; Workgroup: WG51224; Design ID: 2591]

AXYS METHOD MLA-021 Rev 12

Form 6B
RELATIVE RETENTION TIMES

AXYS ANALYTICAL SERVICES
2045 MILLS RD., SIDNEY, B.C., CANADA
V8L 5X2 TEL (250) 655-5800 FAX (250) 655-5811

Initial Calibration Date:	19-Jan-2015	**VER Data Filename:**	PH5S1731.D
Instrument ID:	LR GC/MS	**Analysis Date:**	28-May-2015
GC Column ID:	RTX5	**Analysis Time:**	16:56:00

LABELED COMPOUND	CAS NO.	LAB FLAG [1]	RETENTION TIME REFERENCE	RRT	RRT QC LIMITS [2]
Naphthalene d-8	1146-65-2		Acenaphthene d-10	0.606	0.602 - 0.611
2-Methylnaphthalene d-10	7297-45-2		Acenaphthene d-10	0.754	0.751 - 0.760
2,6-Dimethylnaphthalene d-12	350820-12-1		Acenaphthene d-10	0.896	0.892 - 0.901
Acenaphthylene d-8	93951-97-4		Acenaphthene d-10	0.961	0.957 - 0.966
Dibenzothiophene d-8	33262-29-2		Pyrene d-10	0.791	0.789 - 0.794
Phenanthrene d-10	1517-22-2		Pyrene d-10	0.807	0.805 - 0.810
Fluoranthene d-10	93951-69-0		Pyrene d-10	0.971	0.969 - 0.974
Benzo[a]anthracene d-12	1718-53-2		Pyrene d-10	1.165	1.164 - 1.169
Chrysene d-12	1719-03-5		Pyrene d-10	1.170	1.168 - 1.174
Benzo[b]fluoranthene d-12	93951-98-5		Benzo[e]pyrene d-12	0.958	0.956 - 0.960
Benzo[k]fluoranthene d-12	93952-01-3		Benzo[e]pyrene d-12	0.962	0.960 - 0.964
Benzo[a]pyrene d-12	63466-71-7		Benzo[e]pyrene d-12	1.009	1.006 - 1.010
Perylene d-12	1520-96-3		Benzo[e]pyrene d-12	1.024	1.022 - 1.026
Dibenzo[a,h]anthracene d-14	13250-98-1		Benzo[e]pyrene d-12	1.211	1.209 - 1.213
Indeno[1,2,3-cd]pyrene d-12	203578-33-0		Benzo[e]pyrene d-12	1.207	1.205 - 1.209
Benzo[ghi]perylene d-12	93951-66-7		Benzo[e]pyrene d-12	1.238	1.236 - 1.240

(1) Where applicable, custom lab flags have been used on this report.
(2) RRT Limits as specified in MLA-021.

These data are validated and reported as accurate and in accord with AXYS Analytical Services Ltd. ISO17025 compliant quality assurance processes.
Signed: _____Celine Vaillant_____

For Axys Internal Use Only [XSL Template: Pest6B.xsl; Created: 03-Jun-2015 08:49:16; Application: XMLTransformer-1.14.12;
Report Filename: GENERIC-SPECS_PAH_LO_PH5S1731.D__Form6B_SJ1890453.html; Workgroup: WG51224; Design ID: 2591]

AXYS METHOD MLA-021 Rev 12

Form 4A
CALIBRATION VERIFICATION

AXYS ANALYTICAL SERVICES
2045 MILLS RD., SIDNEY, B.C., CANADA
V8L 5X2 TEL (250) 655-5800 FAX (250) 655-5811

Initial Calibration Date:	19-Jan-2015	**VER Data Filename:**	PH5S1745.D
Instrument ID:	LR GC/MS	**Analysis Date:**	29-May-2015
GC Column ID:	RTX5	**Analysis Time:**	03:53:00

COMPOUND	CAS NO.	LAB FLAG [1]	m/e ION CHANNELS	ION ABUND. RATIO	QC LIMITS	CONC. FOUND (ng/mL)	CONC. RANGE (ng/mL)
Naphthalene	91-20-3		128,102	0.08	0.06-0.10	2090	1470-2450
Acenaphthylene	208-96-8		152,151	0.20	0.16-0.24	2060	1480-2470
Acenaphthene	83-32-9		154,153	1.17	0.94-1.40	2120	1490-2490
Fluorene	86-73-7		166,165	1.03	0.82-1.24	2050	1460-2440
Phenanthrene	85-01-8		178,176	0.19	0.15-0.23	2080	1480-2470
Anthracene	120-12-7		178,176	0.19	0.15-0.23	2040	1490-2480
Fluoranthene	206-44-0		202,200	0.21	0.17-0.25	2050	1490-2480
Pyrene	129-00-0		202,200	0.21	0.17-0.25	1950	1470-2440
Benz[a]anthracene	56-55-3		228,226	0.28	0.22-0.34	2080	1470-2460
Chrysene	218-01-9		228,226	0.30	0.24-0.36	2090	1490-2480
Benzo[b]fluoranthene	205-99-2		252,253	0.21	0.17-0.25	2010	1480-2470
Benzo[j,k]fluoranthenes			252,253	0.21	0.17-0.25	2110	1480-2460
Benzo[e]pyrene	192-97-2		252,253	0.21	0.17-0.25	2110	1490-2490
Benzo[a]pyrene	50-32-8		252,253	0.21	0.17-0.25	2100	1490-2480
Perylene	198-55-0		252,253	0.21	0.17-0.25	2150	1490-2490
Dibenz[a,h]anthracene	53-70-3		278,139	0.16	0.10-0.22	2200	1490-2490
Indeno[1,2,3-cd]pyrene	193-39-5		276,138	0.20	0.13-0.27	2080	1480-2460
Benzo[ghi]perylene	191-24-2		276,138	0.22	0.14-0.30	2070	1480-2460
2-Methylnaphthalene	91-57-6		142,141	0.90	0.72-1.08	2130	1530-2550
2,6-Dimethylnaphthalene	581-42-0		156,141	0.72	0.58-0.86	2100	1500-2500
2,3,5-Trimethylnaphthalene	2245-38-7		170,155	0.94	0.75-1.13	2060	1460-2440
1-Methylphenanthrene	832-69-9		192,191	0.60	0.48-0.72	1710	1220-2030
Dibenzothiophene	132-65-0		184,152	0.09	0.07-0.11	2040	1500-2500

(1) Where applicable, custom lab flags have been used on this report.

These data are validated and reported as accurate and in accord with AXYS Analytical Services Ltd. ISO17025 compliant quality assurance processes.
Signed: _____Celine Vaillant_____

For Axys Internal Use Only [XSL Template: Pest4A.xsl; Created: 03-Jun-2015 08:49:16; Application: XMLTransformer-1.14.12;
Report Filename: GENERIC-SPECS_PAH_LO_PH5S1745.D__Form4A_SJ1890454.html; Workgroup: WG51224; Design ID: 2591]

AXYS METHOD MLA-021 Rev 12

Form 4B
CALIBRATION VERIFICATION

AXYS ANALYTICAL SERVICES
2045 MILLS RD., SIDNEY, B.C., CANADA
V8L 5X2 TEL (250) 655-5800 FAX (250) 655-5811

Initial Calibration Date:	19-Jan-2015	**VER Data Filename:**	PH5S1745.D
Instrument ID:	LR GC/MS	**Analysis Date:**	29-May-2015
GC Column ID:	RTX5	**Analysis Time:**	03:53:00

LABELED COMPOUND	CAS NO.	LAB FLAG [1]	m/e ION CHANNELS	ION ABUND. RATIO	QC LIMITS	CONC. FOUND (ng/mL)	CONC. RANGE (ng/mL)
Naphthalene d-8	1146-65-2		136,134	0.09	0.07-0.11	2070	1500-2500
2-Methylnaphthalene d-10	7297-45-2		152,151	0.17	0.14-0.20	2010	1500-2500
2,6-Dimethylnaphthalene d-12	350820-12-1		168,150	0.81	0.65-0.97	1980	1510-2520
Acenaphthylene d-8	93951-97-4		160,158	0.16	0.13-0.19	1950	1500-2500
Dibenzothiophene d-8	33262-29-2		192,160	0.09	0.07-0.11	2040	1510-2510
Phenanthrene d-10	1517-22-2		188,184	0.14	0.11-0.17	2050	1510-2510
Fluoranthene d-10	93951-69-0		212,208	0.17	0.14-0.20	2070	1500-2510
Benzo[a]anthracene d-12	1718-53-2		240,236	0.25	0.20-0.30	1940	1500-2500
Chrysene d-12	1719-03-5		240,236	0.27	0.22-0.32	1960	1500-2500
Benzo[b]fluoranthene d-12	93951-98-5		264,260	0.21	0.17-0.25	2030	1520-2530
Benzo[k]fluoranthene d-12	93952-01-3		264,260	0.21	0.17-0.25	2070	1500-2510
Benzo[a]pyrene d-12	63466-71-7		264,260	0.21	0.17-0.25	2080	1500-2510
Perylene d-12	1520-96-3		264,260	0.26	0.21-0.31	2020	1510-2510
Dibenzo[a,h]anthracene d-14	13250-98-1		292,288	0.32	0.21-0.43	1930	1500-2500
Indeno[1,2,3-cd]pyrene d-12	203578-33-0		288,284	0.19	0.12-0.26	1960	1500-2500
Benzo[ghi]perylene d-12	93951-66-7		288,284	0.20	0.13-0.27	1900	1500-2510

(1) Where applicable, custom lab flags have been used on this report.

These data are validated and reported as accurate and in accord with AXYS Analytical Services Ltd. ISO17025 compliant quality assurance processes.
Signed: _____Celine Vaillant_____

For Axys Internal Use Only [XSL Template: Pest4B.xsl; Created: 03-Jun-2015 08:49:16; Application: XMLTransformer-1.14.12;
Report Filename: GENERIC-SPECS_PAH_LO_PH5S1745.D__Form4B_SJ1890454.html; Workgroup: WG51224; Design ID: 2591]

AXYS METHOD MLA-021 Rev 12

Form 6A
RELATIVE RETENTION TIMES

AXYS ANALYTICAL SERVICES
2045 MILLS RD., SIDNEY, B.C., CANADA
V8L 5X2 TEL (250) 655-5800 FAX (250) 655-5811

Initial Calibration Date:	19-Jan-2015	**VER Data Filename:**	PH5S1745.D
Instrument ID:	LR GC/MS	**Analysis Date:**	29-May-2015
GC Column ID:	RTX5	**Analysis Time:**	03:53:00

COMPOUND	CAS NO.	LAB FLAG [1]	RETENTION TIME REFERENCE	RRT	RRT QC LIMITS [2]
Naphthalene	91-20-3		Naphthalene d-8	1.006	1.000 - 1.015
Acenaphthylene	208-96-8		Acenaphthylene d-8	1.003	0.998 - 1.008
Acenaphthene	83-32-9		Acenaphthylene d-8	1.048	1.043 - 1.052
Fluorene	86-73-7		Phenanthrene d-10	0.842	0.840 - 0.846
Phenanthrene	85-01-8		Phenanthrene d-10	1.003	1.000 - 1.007
Anthracene	120-12-7		Phenanthrene d-10	1.011	1.008 - 1.014
Fluoranthene	206-44-0		Fluoranthene d-10	1.002	0.999 - 1.005
Pyrene	129-00-0		Fluoranthene d-10	1.032	1.030 - 1.035
Benz[a]anthracene	56-55-3		Benzo[a]anthracene d-12	1.003	1.000 - 1.005
Chrysene	218-01-9		Chrysene d-12	1.003	1.001 - 1.005
Benzo[b]fluoranthene	205-99-2		Benzo[b]fluoranthene d-12	1.004	1.001 - 1.005
Benzo[j,k]fluoranthenes			Benzo[k]fluoranthene d-12	1.003	1.001 - 1.005
Benzo[e]pyrene	192-97-2		Benzo[a]pyrene d-12	0.996	0.994 - 0.997
Benzo[a]pyrene	50-32-8		Benzo[a]pyrene d-12	1.004	1.002 - 1.006
Perylene	198-55-0		Perylene d-12	1.004	1.002 - 1.006
Dibenz[a,h]anthracene	53-70-3		Dibenzo[a,h]anthracene d-14	1.004	1.002 - 1.005
Indeno[1,2,3-cd]pyrene	193-39-5		Indeno[1,2,3-cd]pyrene d-12	1.002	1.001 - 1.004
Benzo[ghi]perylene	191-24-2		Benzo[ghi]perylene d-12	1.003	1.001 - 1.004
2-Methylnaphthalene	91-57-6		2-Methylnaphthalene d-10	1.009	1.004 - 1.016
2,6-Dimethylnaphthalene	581-42-0		2,6-Dimethylnaphthalene d-12	1.010	1.005 - 1.015
2,3,5-Trimethylnaphthalene	2245-38-7		2,6-Dimethylnaphthalene d-12	1.227	1.222 - 1.232
1-Methylphenanthrene	832-69-9		Phenanthrene d-10	1.110	1.107 - 1.114
Dibenzothiophene	132-65-0		Dibenzothiophene d-8	1.003	1.000 - 1.007

(1) Where applicable, custom lab flags have been used on this report.
(2) RRT Limits as specified in MLA-021.

These data are validated and reported as accurate and in accord with AXYS Analytical Services Ltd. ISO17025 compliant quality assurance processes.
Signed: _____Celine Vaillant_____

For Axys Internal Use Only [XSL Template: Pest6A.xsl; Created: 03-Jun-2015 08:49:16; Application: XMLTransformer-1.14.12;
Report Filename: GENERIC-SPECS_PAH_LO_PH5S1745.D__Form6A_SJ1890454.html; Workgroup: WG51224; Design ID: 2591]

AXYS METHOD MLA-021 Rev 12

Form 6B
RELATIVE RETENTION TIMES

AXYS ANALYTICAL SERVICES
2045 MILLS RD., SIDNEY, B.C., CANADA
V8L 5X2 TEL (250) 655-5800 FAX (250) 655-5811

Initial Calibration Date:	19-Jan-2015	**VER Data Filename:**	PH5S1745.D
Instrument ID:	LR GC/MS	**Analysis Date:**	29-May-2015
GC Column ID:	RTX5	**Analysis Time:**	03:53:00

LABELED COMPOUND	CAS NO.	LAB FLAG [1]	RETENTION TIME REFERENCE	RRT	RRT QC LIMITS [2]
Naphthalene d-8	1146-65-2		Acenaphthene d-10	0.605	0.601 - 0.610
2-Methylnaphthalene d-10	7297-45-2		Acenaphthene d-10	0.754	0.749 - 0.758
2,6-Dimethylnaphthalene d-12	350820-12-1		Acenaphthene d-10	0.896	0.892 - 0.901
Acenaphthylene d-8	93951-97-4		Acenaphthene d-10	0.961	0.957 - 0.966
Dibenzothiophene d-8	33262-29-2		Pyrene d-10	0.791	0.789 - 0.794
Phenanthrene d-10	1517-22-2		Pyrene d-10	0.807	0.805 - 0.810
Fluoranthene d-10	93951-69-0		Pyrene d-10	0.971	0.969 - 0.974
Benzo[a]anthracene d-12	1718-53-2		Pyrene d-10	1.165	1.163 - 1.168
Chrysene d-12	1719-03-5		Pyrene d-10	1.170	1.167 - 1.173
Benzo[b]fluoranthene d-12	93951-98-5		Benzo[e]pyrene d-12	0.958	0.955 - 0.959
Benzo[k]fluoranthene d-12	93952-01-3		Benzo[e]pyrene d-12	0.962	0.960 - 0.964
Benzo[a]pyrene d-12	63466-71-7		Benzo[e]pyrene d-12	1.008	1.006 - 1.010
Perylene d-12	1520-96-3		Benzo[e]pyrene d-12	1.023	1.021 - 1.025
Dibenzo[a,h]anthracene d-14	13250-98-1		Benzo[e]pyrene d-12	1.211	1.209 - 1.213
Indeno[1,2,3-cd]pyrene d-12	203578-33-0		Benzo[e]pyrene d-12	1.207	1.205 - 1.209
Benzo[ghi]perylene d-12	93951-66-7		Benzo[e]pyrene d-12	1.238	1.236 - 1.240

(1) Where applicable, custom lab flags have been used on this report.
(2) RRT Limits as specified in MLA-021.

These data are validated and reported as accurate and in accord with AXYS Analytical Services Ltd. ISO17025 compliant quality assurance processes.
Signed: _____Celine Vaillant_____

For Axys Internal Use Only [XSL Template: Pest6B.xsl; Created: 03-Jun-2015 08:49:16; Application: XMLTransformer-1.14.12;
Report Filename: GENERIC-SPECS_PAH_LO_PH5S1745.D__Form6B_SJ1890454.html; Workgroup: WG51224; Design ID: 2591]

AXYS METHOD MLA-021 Rev 12

Form 1A
ANALYSIS REPORT

CLIENT SAMPLE NO.
77 Top
Sample Collection:
N/A

AXYS ANALYTICAL SERVICES
2045 MILLS RD., SIDNEY, B.C., CANADA
V8L 5X2 TEL (250) 655-5800 FAX (250) 655-5811

Contract No.:	4765	**Lab Sample I.D.:**	L23191-1
Matrix:	TISSUE	**Sample Size:**	1.03 g (wet)
Sample Receipt Date:	13-May-2015	**Initial Calibration Date:**	19-Jan-2015
Extraction Date:	14-May-2015	**Instrument ID:**	LR GC/MS
Analysis Date:	28-May-2015 **Time:** 21:01:00	**GC Column ID:**	RTX5
Extract Volume (uL):	500	**Sample Data Filename:**	**PH5S1736.D**
Injection Volume (uL):	1.0	**Blank Data Filename:**	PH5S1735.D
Dilution Factor:	N/A	**Cal. Ver. Data Filename:**	PH5S1731.D
Concentration Units:	ng/g (wet weight basis)	**% Moisture:**	7.50

This page is part of a total report that contains information necessary for accreditation compliance.
This test is not NELAP accredited. Sample results relate only to the sample tested.

COMPOUND	CAS NO.	LAB FLAG [1]	CONC. FOUND	REPORTING LIMIT (RL)[2]	ION ABUND. RATIO	RRT
Naphthalene	91-20-3	K B J	5.15	2.05 (S)	0.13	1.006
Acenaphthylene	208-96-8	U		0.537 (S)		
Acenaphthene	83-32-9	U		1.55 (S)		
Fluorene	86-73-7	U		0.749 (S)		
Phenanthrene	85-01-8	B J	5.85	0.524 (S)	0.21	1.004
Anthracene	120-12-7	K J	0.810	0.516 (S)	0.15	1.013
Fluoranthene	206-44-0	J	8.05	0.294 (S)	0.20	1.003
Pyrene	129-00-0	B J	7.23	0.280 (S)	0.21	1.033
Benz[a]anthracene [3]	56-55-3	J	3.36	0.237 (S)	0.31	1.003
Chrysene [4]	218-01-9	B J	4.40	0.268 (S)	0.30	1.002
Benzo[b]fluoranthene	205-99-2	J	4.73	0.504 (S)	0.24	1.004
Benzo[j,k]fluoranthenes		J	3.11	0.522 (S)	0.25	1.002
Benzo[e]pyrene	192-97-2	J	3.47	0.689 (S)	0.22	0.996
Benzo[a]pyrene	50-32-8	J	3.26	0.682 (S)	0.19	1.004
Perylene	198-55-0	K J	1.38	0.770 (S)	0.32	1.005
Dibenz[a,h]anthracene [5]	53-70-3	U		0.926 (S)		
Indeno[1,2,3-cd]pyrene	193-39-5	K J	4.23	0.628 (S)	0.92	1.003
Benzo[ghi]perylene	191-24-2	J	3.85	0.550 (S)	0.28	1.002
2-Methylnaphthalene	91-57-6	B J	5.19	1.49 (S)	0.98	1.010
2,6-Dimethylnaphthalene	581-42-0	U		2.73 (S)		
2,3,5-Trimethylnaphthalene	2245-38-7	K J	2.28	1.03 (S)	0.46	1.232
1-Methylphenanthrene	832-69-9	U		0.624 (S)		
Dibenzothiophene	132-65-0	U		0.930 (S)		

(1) Where applicable, custom lab flags have been used on this report; U = not detected at RL; K = peak detected but did not meet quantification criteria, result reported represents the estimated maximum possible concentration; B = analyte found in the associated blank and concentration in sample is less than 10X the concentration in the associated blank; J = concentration less than lowest calibration equivalent.
(2) Reporting Limit (Code): S = sample detection limit; M = method detection limit; L = lowest calibration level equivalent; Q = contract defined limit.
(3) May co-elute with Cyclopenta(cd)pyrene.
(4) May co-elute with Triphenylene.
(5) May co-elute with Dibenz[a,c]anthracene.

These data are validated and reported as accurate and in accord with AXYS Analytical Services Ltd. ISO17025 compliant quality assurance processes.
Signed: _____Celine Vaillant_____

For Axys Internal Use Only [XSL Template: Pest1A.xsl; Created: 03-Jun-2015 08:49:16; Application: XMLTransformer-1.14.12;
Report Filename: PAH_PAH_LO_LPAR_L23191-1_Form1A_PH5S1736.D_SJ1891182.html; Workgroup: WG51224; Design ID: 2591]

AXYS METHOD MLA-021 Rev 12

Form 2

ANALYSIS REPORT

CLIENT SAMPLE NO.
77 Top
Sample Collection:
N/A

AXYS ANALYTICAL SERVICES
2045 MILLS RD., SIDNEY, B.C., CANADA
V8L 5X2 TEL (250) 655-5800 FAX (250) 655-5811

Contract No.:	4765	**Lab Sample I.D.:**	L23191-1
Matrix:	TISSUE	**Sample Size:**	1.03 g (wet)
Sample Receipt Date:	13-May-2015	**Initial Calibration Date:**	19-Jan-2015
Extraction Date:	14-May-2015	**Instrument ID:**	LR GC/MS
Analysis Date:	28-May-2015 **Time:** 21:01:00	**GC Column ID:**	RTX5
Extract Volume (uL):	500	**Sample Data Filename:**	**PH5S1736.D**
Injection Volume (uL):	1.0	**Blank Data Filename:**	PH5S1735.D
Dilution Factor:	N/A	**Cal. Ver. Data Filename:**	PH5S1731.D
Concentration Units:	ng absolute	**% Moisture:**	7.50

This page is part of a total report that contains information necessary for accreditation compliance.
This test is not NELAP accredited. Sample results relate only to the sample tested.

LABELED COMPOUND	LAB FLAG [1]	SPIKE CONC.	CONC. FOUND	R(%) [2]	ION ABUND. RATIO	RRT
Naphthalene d-8		2000	770	38.5	0.09	0.605
2-Methylnaphthalene d-10		2000	889	44.5	0.17	0.754
2,6-Dimethylnaphthalene d-12		2020	939	46.6	0.81	0.896
Acenaphthylene d-8		2000	1040	52.0	0.16	0.961
Dibenzothiophene d-8		2010	1160	57.9	0.09	0.791
Phenanthrene d-10		2010	1540	76.8	0.15	0.807
Fluoranthene d-10		2010	1740	86.8	0.17	0.971
Benzo[a]anthracene d-12		2000	1680	83.8	0.25	1.165
Chrysene d-12		2000	1710	85.6	0.27	1.170
Benzo[b]fluoranthene d-12		2020	1780	88.0	0.22	0.958
Benzo[k]fluoranthene d-12		2010	1770	88.3	0.21	0.962
Benzo[a]pyrene d-12		2010	1720	85.8	0.21	1.008
Perylene d-12		2010	1640	81.5	0.27	1.024
Dibenzo[a,h]anthracene d-14		2000	1620	80.8	0.30	1.211
Indeno[1,2,3-cd]pyrene d-12		2000	1630	81.7	0.19	1.207
Benzo[ghi]perylene d-12		2010	1600	79.9	0.20	1.238

(1) Where applicable, custom lab flags have been used on this report.
(2) R% = percent recovery.

These data are validated and reported as accurate and in accord with AXYS Analytical Services Ltd. ISO17025 compliant quality assurance processes.
Signed: _____Celine Vaillant_____

For Axys Internal Use Only [XSL Template: Pest2.xsl; Created: 03-Jun-2015 08:49:16; Application: XMLTransformer-1.14.12;
Report Filename: PAH_PAH_LO_LPAR_L23191-1_Form2_PH5S1736.D_SJ1891182.html; Workgroup: WG51224; Design ID: 2591]

AXYS METHOD MLA-021 Rev 12

Form 1A
ANALYSIS REPORT

CLIENT SAMPLE NO.
89 Top
Sample Collection:
N/A

AXYS ANALYTICAL SERVICES
2045 MILLS RD., SIDNEY, B.C., CANADA
V8L 5X2 TEL (250) 655-5800 FAX (250) 655-5811

Contract No.:	4765	**Lab Sample I.D.:**	L23191-5
Matrix:	TISSUE	**Sample Size:**	1.01 g (wet)
Sample Receipt Date:	13-May-2015	**Initial Calibration Date:**	19-Jan-2015
Extraction Date:	14-May-2015	**Instrument ID:**	LR GC/MS
Analysis Date:	28-May-2015 **Time:** 21:50:00	**GC Column ID:**	RTX5
Extract Volume (uL):	500	**Sample Data Filename:**	**PH5S1737.D**
Injection Volume (uL):	1.0	**Blank Data Filename:**	PH5S1735.D
Dilution Factor:	N/A	**Cal. Ver. Data Filename:**	PH5S1731.D
Concentration Units:	ng/g (wet weight basis)	**% Moisture:**	9.82

This page is part of a total report that contains information necessary for accreditation compliance.
This test is not NELAP accredited. Sample results relate only to the sample tested.

COMPOUND	CAS NO.	LAB FLAG [1]	CONC. FOUND	REPORTING LIMIT (RL)[2]	ION ABUND. RATIO	RRT
Naphthalene	91-20-3	K B J	8.81	2.86 (S)	0.11	1.006
Acenaphthylene	208-96-8	U		0.949 (S)		
Acenaphthene	83-32-9	J	15.2	1.95 (S)	1.16	1.048
Fluorene	86-73-7	U		1.82 (S)		
Phenanthrene	85-01-8		199	0.798 (S)	0.19	1.004
Anthracene	120-12-7	J	40.4	0.785 (S)	0.19	1.012
Fluoranthene	206-44-0		550	0.742 (S)	0.20	1.002
Pyrene	129-00-0		454	0.706 (S)	0.21	1.032
Benz[a]anthracene [3]	56-55-3		328	1.16 (S)	0.28	1.003
Chrysene [4]	218-01-9		365	1.28 (S)	0.30	1.003
Benzo[b]fluoranthene	205-99-2		388	2.17 (S)	0.22	1.004
Benzo[j,k]fluoranthenes			349	2.36 (S)	0.24	1.002
Benzo[e]pyrene	192-97-2		325	3.06 (S)	0.23	0.996
Benzo[a]pyrene	50-32-8		424	3.02 (S)	0.22	1.004
Perylene	198-55-0		120	3.31 (S)	0.20	1.004
Dibenz[a,h]anthracene [5]	53-70-3		73.8	2.29 (S)	0.14	1.004
Indeno[1,2,3-cd]pyrene	193-39-5		350	2.47 (S)	0.21	1.002
Benzo[ghi]perylene	191-24-2		327	2.13 (S)	0.21	1.003
2-Methylnaphthalene	91-57-6	B J	7.14	2.10 (S)	0.95	1.010
2,6-Dimethylnaphthalene	581-42-0	U		3.52 (S)		
2,3,5-Trimethylnaphthalene	2245-38-7	K J	3.90	1.47 (S)	0.56	1.232
1-Methylphenanthrene	832-69-9	J	16.3	2.48 (S)	0.66	1.112
Dibenzothiophene	132-65-0	J	9.26	0.749 (S)	0.09	1.003

(1) Where applicable, custom lab flags have been used on this report; U = not detected at RL; K = peak detected but did not meet quantification criteria, result reported represents the estimated maximum possible concentration; B = analyte found in the associated blank and concentration in sample is less than 10X the concentration in the associated blank; J = concentration less than lowest calibration equivalent.
(2) Reporting Limit (Code): S = sample detection limit; M = method detection limit; L = lowest calibration level equivalent; Q = contract defined limit.
(3) May co-elute with Cyclopenta(cd)pyrene.
(4) May co-elute with Triphenylene.
(5) May co-elute with Dibenz[a,c]anthracene.

These data are validated and reported as accurate and in accord with AXYS Analytical Services Ltd. ISO17025 compliant quality assurance processes.
Signed: _____Celine Vaillant_____

For Axys Internal Use Only [XSL Template: Pest1A.xsl; Created: 03-Jun-2015 08:49:16; Application: XMLTransformer-1.14.12;
Report Filename: PAH_PAH_LO_LPAR_L23191-5_Form1A_PH5S1737.D_SJ1891183.html; Workgroup: WG51224; Design ID: 2591]

AXYS METHOD MLA-021 Rev 12

Form 2

ANALYSIS REPORT

CLIENT SAMPLE NO.
89 Top
Sample Collection:
N/A

AXYS ANALYTICAL SERVICES
2045 MILLS RD., SIDNEY, B.C., CANADA
V8L 5X2 TEL (250) 655-5800 FAX (250) 655-5811

Contract No.:	4765	**Lab Sample I.D.:**	L23191-5
Matrix:	TISSUE	**Sample Size:**	1.01 g (wet)
Sample Receipt Date:	13-May-2015	**Initial Calibration Date:**	19-Jan-2015
Extraction Date:	14-May-2015	**Instrument ID:**	LR GC/MS
Analysis Date:	28-May-2015 **Time:** 21:50:00	**GC Column ID:**	RTX5
Extract Volume (uL):	500	**Sample Data Filename:**	**PH5S1737.D**
Injection Volume (uL):	1.0	**Blank Data Filename:**	PH5S1735.D
Dilution Factor:	N/A	**Cal. Ver. Data Filename:**	PH5S1731.D
Concentration Units:	ng absolute	**% Moisture:**	9.82

This page is part of a total report that contains information necessary for accreditation compliance.
This test is not NELAP accredited. Sample results relate only to the sample tested.

LABELED COMPOUND	LAB FLAG [1]	SPIKE CONC.	CONC. FOUND	R(%) [2]	ION ABUND. RATIO	RRT
Naphthalene d-8		2000	970	48.5	0.09	0.605
2-Methylnaphthalene d-10		2000	1030	51.4	0.17	0.754
2,6-Dimethylnaphthalene d-12		2020	1110	55.0	0.80	0.896
Acenaphthylene d-8		2000	1120	56.1	0.16	0.961
Dibenzothiophene d-8		2010	1170	58.3	0.09	0.791
Phenanthrene d-10		2010	1530	76.3	0.15	0.807
Fluoranthene d-10		2010	1710	85.2	0.18	0.971
Benzo[a]anthracene d-12		2000	1620	81.2	0.25	1.165
Chrysene d-12		2000	1700	84.8	0.28	1.170
Benzo[b]fluoranthene d-12		2020	1820	90.1	0.22	0.958
Benzo[k]fluoranthene d-12		2010	1840	91.6	0.21	0.962
Benzo[a]pyrene d-12		2010	1800	89.7	0.21	1.008
Perylene d-12		2010	1750	87.0	0.27	1.023
Dibenzo[a,h]anthracene d-14		2000	1650	82.3	0.30	1.211
Indeno[1,2,3-cd]pyrene d-12		2000	1660	83.2	0.19	1.207
Benzo[ghi]perylene d-12		2010	1670	83.5	0.20	1.238

(1) Where applicable, custom lab flags have been used on this report.
(2) R% = percent recovery.

These data are validated and reported as accurate and in accord with AXYS Analytical Services Ltd. ISO17025 compliant quality assurance processes.
Signed: _____Celine Vaillant_____

For Axys Internal Use Only [XSL Template: Pest2.xsl; Created: 03-Jun-2015 08:49:16; Application: XMLTransformer-1.14.12;
Report Filename: PAH_PAH_LO_LPAR_L23191-5_Form2_PH5S1737.D_SJ1891183.html; Workgroup: WG51224; Design ID: 2591]

AXYS METHOD MLA-021 Rev 12

Form 1A

ANALYSIS REPORT

CLIENT SAMPLE NO.
91 Middle
Sample Collection:
N/A

AXYS ANALYTICAL SERVICES
2045 MILLS RD., SIDNEY, B.C., CANADA
V8L 5X2 TEL (250) 655-5800 FAX (250) 655-5811

Contract No.:	4765	**Lab Sample I.D.:**	L23191-6
Matrix:	TISSUE	**Sample Size:**	1.01 g (wet)
Sample Receipt Date:	13-May-2015	**Initial Calibration Date:**	19-Jan-2015
Extraction Date:	14-May-2015	**Instrument ID:**	LR GC/MS
Analysis Date:	28-May-2015 **Time:** 22:39:00	**GC Column ID:**	RTX5
Extract Volume (uL):	500	**Sample Data Filename:**	**PH5S1738.D**
Injection Volume (uL):	1.0	**Blank Data Filename:**	PH5S1735.D
Dilution Factor:	N/A	**Cal. Ver. Data Filename:**	PH5S1731.D
Concentration Units:	ng/g (wet weight basis)	**% Moisture:**	6.09

This page is part of a total report that contains information necessary for accreditation compliance.
This test is not NELAP accredited. Sample results relate only to the sample tested.

COMPOUND	CAS NO.	LAB FLAG [1]	CONC. FOUND	REPORTING LIMIT (RL)[2]	ION ABUND. RATIO	RRT
Naphthalene	91-20-3	K B J	8.61	3.36 (S)	0.14	1.007
Acenaphthylene	208-96-8	U		1.08 (S)		
Acenaphthene	83-32-9	J	13.0	1.49 (S)	1.08	1.048
Fluorene	86-73-7	U		1.25 (S)		
Phenanthrene	85-01-8		147	0.667 (S)	0.19	1.004
Anthracene	120-12-7	J	25.3	0.656 (S)	0.20	1.012
Fluoranthene	206-44-0		421	1.16 (S)	0.20	1.002
Pyrene	129-00-0		348	1.10 (S)	0.21	1.032
Benz[a]anthracene [3]	56-55-3		254	0.890 (S)	0.28	1.003
Chrysene [4]	218-01-9		286	0.968 (S)	0.31	1.003
Benzo[b]fluoranthene	205-99-2		310	1.32 (S)	0.22	1.004
Benzo[j,k]fluoranthenes			271	1.36 (S)	0.23	1.002
Benzo[e]pyrene	192-97-2		250	1.77 (S)	0.21	0.996
Benzo[a]pyrene	50-32-8		328	1.75 (S)	0.21	1.004
Perylene	198-55-0		92.3	1.92 (S)	0.23	1.004
Dibenz[a,h]anthracene [5]	53-70-3		61.5	1.60 (S)	0.14	1.004
Indeno[1,2,3-cd]pyrene	193-39-5		274	1.89 (S)	0.22	1.002
Benzo[ghi]perylene	191-24-2		258	1.68 (S)	0.21	1.003
2-Methylnaphthalene	91-57-6	B J	6.62	1.64 (S)	1.00	1.009
2,6-Dimethylnaphthalene	581-42-0	U		3.37 (S)		
2,3,5-Trimethylnaphthalene	2245-38-7	U		1.64 (S)		
1-Methylphenanthrene	832-69-9	J	10.2	2.25 (S)	0.50	1.112
Dibenzothiophene	132-65-0	K B J	6.85	0.568 (S)	0.15	1.003

(1) Where applicable, custom lab flags have been used on this report; U = not detected at RL; K = peak detected but did not meet quantification criteria, result reported represents the estimated maximum possible concentration; B = analyte found in the associated blank and concentration in sample is less than 10X the concentration in the associated blank; J = concentration less than lowest calibration equivalent.
(2) Reporting Limit (Code): S = sample detection limit; M = method detection limit; L = lowest calibration level equivalent; Q = contract defined limit.
(3) May co-elute with Cyclopenta(cd)pyrene.
(4) May co-elute with Triphenylene.
(5) May co-elute with Dibenz[a,c]anthracene.

These data are validated and reported as accurate and in accord with AXYS Analytical Services Ltd. ISO17025 compliant quality assurance processes.
Signed: _____Celine Vaillant_____

For Axys Internal Use Only [XSL Template: Pest1A.xsl; Created: 03-Jun-2015 08:49:16; Application: XMLTransformer-1.14.12;
Report Filename: PAH_PAH_LO_LPAR_L23191-6_Form1A_PH5S1738.D_SJ1891184.html; Workgroup: WG51224; Design ID: 2591]

AXYS METHOD MLA-021 Rev 12

Form 2

ANALYSIS REPORT

CLIENT SAMPLE NO.
91 Middle
Sample Collection:
N/A

AXYS ANALYTICAL SERVICES
2045 MILLS RD., SIDNEY, B.C., CANADA
V8L 5X2 TEL (250) 655-5800 FAX (250) 655-5811

Contract No.:	4765	**Lab Sample I.D.:**	L23191-6
Matrix:	TISSUE	**Sample Size:**	1.01 g (wet)
Sample Receipt Date:	13-May-2015	**Initial Calibration Date:**	19-Jan-2015
Extraction Date:	14-May-2015	**Instrument ID:**	LR GC/MS
Analysis Date:	28-May-2015 **Time:** 22:39:00	**GC Column ID:**	RTX5
Extract Volume (uL):	500	**Sample Data Filename:**	**PH5S1738.D**
Injection Volume (uL):	1.0	**Blank Data Filename:**	PH5S1735.D
Dilution Factor:	N/A	**Cal. Ver. Data Filename:**	PH5S1731.D
Concentration Units:	ng absolute	**% Moisture:**	6.09

This page is part of a total report that contains information necessary for accreditation compliance.
This test is not NELAP accredited. Sample results relate only to the sample tested.

LABELED COMPOUND	LAB FLAG [1]	SPIKE CONC.	CONC. FOUND	R(%) [2]	ION ABUND. RATIO	RRT
Naphthalene d-8		2000	777	38.9	0.09	0.605
2-Methylnaphthalene d-10		2000	856	42.8	0.17	0.754
2,6-Dimethylnaphthalene d-12		2020	894	44.4	0.81	0.896
Acenaphthylene d-8		2000	959	48.0	0.16	0.961
Dibenzothiophene d-8		2010	1140	56.9	0.09	0.791
Phenanthrene d-10		2010	1390	69.2	0.15	0.807
Fluoranthene d-10		2010	1590	79.2	0.18	0.971
Benzo[a]anthracene d-12		2000	1520	76.2	0.25	1.165
Chrysene d-12		2000	1590	79.7	0.28	1.170
Benzo[b]fluoranthene d-12		2020	1690	83.5	0.21	0.958
Benzo[k]fluoranthene d-12		2010	1700	84.6	0.21	0.962
Benzo[a]pyrene d-12		2010	1680	84.0	0.21	1.008
Perylene d-12		2010	1610	79.9	0.27	1.023
Dibenzo[a,h]anthracene d-14		2000	1600	80.0	0.30	1.211
Indeno[1,2,3-cd]pyrene d-12		2000	1600	80.1	0.19	1.207
Benzo[ghi]perylene d-12		2010	1590	79.5	0.20	1.238

(1) Where applicable, custom lab flags have been used on this report.
(2) R% = percent recovery.

These data are validated and reported as accurate and in accord with AXYS Analytical Services Ltd. ISO17025 compliant quality assurance processes.
Signed: _____Celine Vaillant_____

For Axys Internal Use Only [XSL Template: Pest2.xsl; Created: 03-Jun-2015 08:49:16; Application: XMLTransformer-1.14.12;
Report Filename: PAH_PAH_LO_LPAR_L23191-6_Form2_PH5S1738.D_SJ1891184.html; Workgroup: WG51224; Design ID: 2591]

AXYS METHOD MLA-021 Rev 12

Form 1A

ANALYSIS REPORT

CLIENT SAMPLE NO.
93 Bottom
Sample Collection:
N/A

AXYS ANALYTICAL SERVICES
2045 MILLS RD., SIDNEY, B.C., CANADA
V8L 5X2 TEL (250) 655-5800 FAX (250) 655-5811

Contract No.:	4765	**Lab Sample I.D.:**	L23191-7
Matrix:	TISSUE	**Sample Size:**	1.01 g (wet)
Sample Receipt Date:	13-May-2015	**Initial Calibration Date:**	19-Jan-2015
Extraction Date:	14-May-2015	**Instrument ID:**	LR GC/MS
Analysis Date:	28-May-2015 **Time:** 23:28:00	**GC Column ID:**	RTX5
Extract Volume (uL):	500	**Sample Data Filename:**	**PH5S1739.D**
Injection Volume (uL):	1.0	**Blank Data Filename:**	PH5S1735.D
Dilution Factor:	N/A	**Cal. Ver. Data Filename:**	PH5S1731.D
Concentration Units:	ng/g (wet weight basis)	**% Moisture:**	8.40

This page is part of a total report that contains information necessary for accreditation compliance.
This test is not NELAP accredited. Sample results relate only to the sample tested.

COMPOUND	CAS NO.	LAB FLAG [1]	CONC. FOUND	REPORTING LIMIT (RL)[2]	ION ABUND. RATIO	RRT
Naphthalene	91-20-3	K B J	10.1	2.92 (S)	0.10	1.006
Acenaphthylene	208-96-8	U		1.04 (S)		
Acenaphthene	83-32-9	J	13.8	1.77 (S)	1.12	1.048
Fluorene	86-73-7	U		1.84 (S)		
Phenanthrene	85-01-8		193	1.35 (S)	0.20	1.004
Anthracene	120-12-7	J	39.8	1.33 (S)	0.16	1.012
Fluoranthene	206-44-0		550	0.594 (S)	0.20	1.003
Pyrene	129-00-0		469	0.565 (S)	0.20	1.033
Benz[a]anthracene [3]	56-55-3		321	1.64 (S)	0.28	1.003
Chrysene [4]	218-01-9		358	1.77 (S)	0.30	1.003
Benzo[b]fluoranthene	205-99-2		401	2.54 (S)	0.22	1.004
Benzo[j,k]fluoranthenes			358	2.69 (S)	0.22	1.002
Benzo[e]pyrene	192-97-2		324	3.63 (S)	0.22	0.996
Benzo[a]pyrene	50-32-8		418	3.59 (S)	0.21	1.004
Perylene	198-55-0		120	3.83 (S)	0.21	1.004
Dibenz[a,h]anthracene [5]	53-70-3		73.1	2.55 (S)	0.15	1.004
Indeno[1,2,3-cd]pyrene	193-39-5		344	2.19 (S)	0.21	1.002
Benzo[ghi]perylene	191-24-2		316	1.86 (S)	0.22	1.003
2-Methylnaphthalene	91-57-6	B J	7.62	1.66 (S)	0.91	1.009
2,6-Dimethylnaphthalene	581-42-0	U		3.76 (S)		
2,3,5-Trimethylnaphthalene	2245-38-7	U		1.43 (S)		
1-Methylphenanthrene	832-69-9	J	12.4	1.65 (S)	0.64	1.112
Dibenzothiophene	132-65-0	K J	8.29	0.697 (S)	0.10	1.003

(1) Where applicable, custom lab flags have been used on this report; U = not detected at RL; K = peak detected but did not meet quantification criteria, result reported represents the estimated maximum possible concentration; B = analyte found in the associated blank and concentration in sample is less than 10X the concentration in the associated blank; J = concentration less than lowest calibration equivalent.
(2) Reporting Limit (Code): S = sample detection limit; M = method detection limit; L = lowest calibration level equivalent; Q = contract defined limit.
(3) May co-elute with Cyclopenta(cd)pyrene.
(4) May co-elute with Triphenylene.
(5) May co-elute with Dibenz[a,c]anthracene.

These data are validated and reported as accurate and in accord with AXYS Analytical Services Ltd. ISO17025 compliant quality assurance processes.
Signed: _____Celine Vaillant_____

For Axys Internal Use Only [XSL Template: Pest1A.xsl; Created: 03-Jun-2015 08:49:16; Application: XMLTransformer-1.14.12;
Report Filename: PAH_PAH_LO_LPAR_L23191-7_Form1A_PH5S1739.D_SJ1891185.html; Workgroup: WG51224; Design ID: 2591]

AXYS METHOD MLA-021 Rev 12

Form 2

ANALYSIS REPORT

CLIENT SAMPLE NO.
93 Bottom
Sample Collection:
N/A

AXYS ANALYTICAL SERVICES
2045 MILLS RD., SIDNEY, B.C., CANADA
V8L 5X2 TEL (250) 655-5800 FAX (250) 655-5811

Contract No.:	4765	**Lab Sample I.D.:**	L23191-7
Matrix:	TISSUE	**Sample Size:**	1.01 g (wet)
Sample Receipt Date:	13-May-2015	**Initial Calibration Date:**	19-Jan-2015
Extraction Date:	14-May-2015	**Instrument ID:**	LR GC/MS
Analysis Date:	28-May-2015 **Time:** 23:28:00	**GC Column ID:**	RTX5
Extract Volume (uL):	500	**Sample Data Filename:**	**PH5S1739.D**
Injection Volume (uL):	1.0	**Blank Data Filename:**	PH5S1735.D
Dilution Factor:	N/A	**Cal. Ver. Data Filename:**	PH5S1731.D
Concentration Units:	ng absolute	**% Moisture:**	8.40

This page is part of a total report that contains information necessary for accreditation compliance.
This test is not NELAP accredited. Sample results relate only to the sample tested.

LABELED COMPOUND	LAB FLAG [1]	SPIKE CONC.	CONC. FOUND	R(%) [2]	ION ABUND. RATIO	RRT
Naphthalene d-8		2000	843	42.2	0.09	0.605
2-Methylnaphthalene d-10		2000	923	46.1	0.17	0.754
2,6-Dimethylnaphthalene d-12		2020	1020	50.6	0.80	0.896
Acenaphthylene d-8		2000	1050	52.4	0.16	0.961
Dibenzothiophene d-8		2010	1140	56.6	0.09	0.791
Phenanthrene d-10		2010	1480	73.4	0.15	0.807
Fluoranthene d-10		2010	1650	82.3	0.18	0.971
Benzo[a]anthracene d-12		2000	1550	77.6	0.25	1.165
Chrysene d-12		2000	1650	82.5	0.27	1.170
Benzo[b]fluoranthene d-12		2020	1760	87.1	0.21	0.958
Benzo[k]fluoranthene d-12		2010	1780	88.9	0.21	0.962
Benzo[a]pyrene d-12		2010	1710	85.2	0.21	1.008
Perylene d-12		2010	1670	83.1	0.26	1.024
Dibenzo[a,h]anthracene d-14		2000	1610	80.3	0.31	1.211
Indeno[1,2,3-cd]pyrene d-12		2000	1620	80.8	0.18	1.207
Benzo[ghi]perylene d-12		2010	1640	81.7	0.20	1.238

(1) Where applicable, custom lab flags have been used on this report.
(2) R% = percent recovery.

These data are validated and reported as accurate and in accord with AXYS Analytical Services Ltd. ISO17025 compliant quality assurance processes.
Signed: _____Celine Vaillant_____

For Axys Internal Use Only [XSL Template: Pest2.xsl; Created: 03-Jun-2015 08:49:16; Application: XMLTransformer-1.14.12;
Report Filename: PAH_PAH_LO_LPAR_L23191-7_Form2_PH5S1739.D_SJ1891185.html; Workgroup: WG51224; Design ID: 2591]

AXYS METHOD MLA-021 Rev 12

Form 1A
ANALYSIS REPORT

CLIENT SAMPLE NO.
119 Top
Sample Collection:
N/A

AXYS ANALYTICAL SERVICES
2045 MILLS RD., SIDNEY, B.C., CANADA
V8L 5X2 TEL (250) 655-5800 FAX (250) 655-5811

Contract No.:	4765	**Lab Sample I.D.:**	L23191-11
Matrix:	TISSUE	**Sample Size:**	1.01 g (wet)
Sample Receipt Date:	13-May-2015	**Initial Calibration Date:**	19-Jan-2015
Extraction Date:	14-May-2015	**Instrument ID:**	LR GC/MS
Analysis Date:	29-May-2015 **Time:** 00:17:00	**GC Column ID:**	RTX5
Extract Volume (uL):	500	**Sample Data Filename:**	**PH5S1740.D**
Injection Volume (uL):	1.0	**Blank Data Filename:**	PH5S1735.D
Dilution Factor:	N/A	**Cal. Ver. Data Filename:**	PH5S1731.D
Concentration Units:	ng/g (wet weight basis)	**% Moisture:**	9.17

This page is part of a total report that contains information necessary for accreditation compliance.
This test is not NELAP accredited. Sample results relate only to the sample tested.

COMPOUND	CAS NO.	LAB FLAG [1]	CONC. FOUND	REPORTING LIMIT (RL)[2]	ION ABUND. RATIO	RRT
Naphthalene	91-20-3	K B J	7.86	2.43 (S)	0.12	1.006
Acenaphthylene	208-96-8	U		0.943 (S)		
Acenaphthene	83-32-9	J	10.9	1.60 (S)	1.21	1.048
Fluorene	86-73-7	U		0.843 (S)		
Phenanthrene	85-01-8		151	1.94 (S)	0.20	1.004
Anthracene	120-12-7	J	22.9	1.91 (S)	0.17	1.012
Fluoranthene	206-44-0		426	1.11 (S)	0.20	1.002
Pyrene	129-00-0		374	1.06 (S)	0.21	1.032
Benz[a]anthracene [3]	56-55-3		254	0.660 (S)	0.27	1.003
Chrysene [4]	218-01-9		280	0.724 (S)	0.31	1.003
Benzo[b]fluoranthene	205-99-2		297	1.37 (S)	0.23	1.004
Benzo[j,k]fluoranthenes			287	1.40 (S)	0.24	1.002
Benzo[e]pyrene	192-97-2		257	1.88 (S)	0.22	0.996
Benzo[a]pyrene	50-32-8		329	1.86 (S)	0.21	1.004
Perylene	198-55-0		93.5	2.10 (S)	0.21	1.004
Dibenz[a,h]anthracene [5]	53-70-3		61.4	3.36 (S)	0.13	1.004
Indeno[1,2,3-cd]pyrene	193-39-5		274	2.00 (S)	0.22	1.003
Benzo[ghi]perylene	191-24-2		262	1.81 (S)	0.21	1.003
2-Methylnaphthalene	91-57-6	B J	7.48	1.31 (S)	1.00	1.010
2,6-Dimethylnaphthalene	581-42-0	U		4.58 (S)		
2,3,5-Trimethylnaphthalene	2245-38-7	U		1.83 (S)		
1-Methylphenanthrene	832-69-9	J	10.1	1.75 (S)	0.51	1.112
Dibenzothiophene	132-65-0	K B J	5.87	0.853 (S)	0.12	1.003

(1) Where applicable, custom lab flags have been used on this report; U = not detected at RL; K = peak detected but did not meet quantification criteria, result reported represents the estimated maximum possible concentration; B = analyte found in the associated blank and concentration in sample is less than 10X the concentration in the associated blank; J = concentration less than lowest calibration equivalent.
(2) Reporting Limit (Code): S = sample detection limit; M = method detection limit; L = lowest calibration level equivalent; Q = contract defined limit.
(3) May co-elute with Cyclopenta(cd)pyrene.
(4) May co-elute with Triphenylene.
(5) May co-elute with Dibenz[a,c]anthracene.

These data are validated and reported as accurate and in accord with AXYS Analytical Services Ltd. ISO17025 compliant quality assurance processes.
Signed: _____Celine Vaillant_____

For Axys Internal Use Only [XSL Template: Pest1A.xsl; Created: 03-Jun-2015 08:49:16; Application: XMLTransformer-1.14.12;
Report Filename: PAH_PAH_LO_LPAR_L23191-11_Form1A_PH5S1740.D_SJ1891186.html; Workgroup: WG51224; Design ID: 2591]

AXYS METHOD MLA-021 Rev 12

Form 2

ANALYSIS REPORT

CLIENT SAMPLE NO.
119 Top
Sample Collection:
N/A

AXYS ANALYTICAL SERVICES
2045 MILLS RD., SIDNEY, B.C., CANADA
V8L 5X2 TEL (250) 655-5800 FAX (250) 655-5811

Contract No.:	4765	**Lab Sample I.D.:**	L23191-11
Matrix:	TISSUE	**Sample Size:**	1.01 g (wet)
Sample Receipt Date:	13-May-2015	**Initial Calibration Date:**	19-Jan-2015
Extraction Date:	14-May-2015	**Instrument ID:**	LR GC/MS
Analysis Date:	29-May-2015 **Time:** 00:17:00	**GC Column ID:**	RTX5
Extract Volume (uL):	500	**Sample Data Filename:**	**PH5S1740.D**
Injection Volume (uL):	1.0	**Blank Data Filename:**	PH5S1735.D
Dilution Factor:	N/A	**Cal. Ver. Data Filename:**	PH5S1731.D
Concentration Units:	ng absolute	**% Moisture:**	9.17

This page is part of a total report that contains information necessary for accreditation compliance.
This test is not NELAP accredited. Sample results relate only to the sample tested.

LABELED COMPOUND	LAB FLAG [1]	SPIKE CONC.	CONC. FOUND	R(%) [2]	ION ABUND. RATIO	RRT
Naphthalene d-8		2000	975	48.7	0.08	0.605
2-Methylnaphthalene d-10		2000	1060	52.9	0.17	0.754
2,6-Dimethylnaphthalene d-12		2020	1110	55.3	0.81	0.896
Acenaphthylene d-8		2000	1090	54.4	0.15	0.961
Dibenzothiophene d-8		2010	1030	51.0	0.09	0.791
Phenanthrene d-10		2010	1260	62.8	0.15	0.807
Fluoranthene d-10		2010	1350	67.6	0.18	0.971
Benzo[a]anthracene d-12		2000	1260	62.9	0.25	1.165
Chrysene d-12		2000	1340	67.2	0.27	1.170
Benzo[b]fluoranthene d-12		2020	1370	67.6	0.22	0.958
Benzo[k]fluoranthene d-12		2010	1380	69.0	0.20	0.962
Benzo[a]pyrene d-12		2010	1350	67.2	0.21	1.008
Perylene d-12		2010	1300	64.5	0.26	1.023
Dibenzo[a,h]anthracene d-14		2000	1260	63.2	0.31	1.211
Indeno[1,2,3-cd]pyrene d-12		2000	1260	62.8	0.18	1.207
Benzo[ghi]perylene d-12		2010	1260	62.8	0.20	1.238

(1) Where applicable, custom lab flags have been used on this report.
(2) R% = percent recovery.

These data are validated and reported as accurate and in accord with AXYS Analytical Services Ltd. ISO17025 compliant quality assurance processes.
Signed: _____Celine Vaillant_____

For Axys Internal Use Only [XSL Template: Pest2.xsl; Created: 03-Jun-2015 08:49:16; Application: XMLTransformer-1.14.12;
Report Filename: PAH_PAH_LO_LPAR_L23191-11_Form2_PH5S1740.D_SJ1891186.html; Workgroup: WG51224; Design ID: 2591]

AXYS METHOD MLA-021 Rev 12

Form 1A
ANALYSIS REPORT

CLIENT SAMPLE NO.
121 Middle
Sample Collection:
N/A

AXYS ANALYTICAL SERVICES
2045 MILLS RD., SIDNEY, B.C., CANADA
V8L 5X2 TEL (250) 655-5800 FAX (250) 655-5811

Contract No.:	4765	**Lab Sample I.D.:**	L23191-12
Matrix:	TISSUE	**Sample Size:**	1.01 g (wet)
Sample Receipt Date:	13-May-2015	**Initial Calibration Date:**	19-Jan-2015
Extraction Date:	14-May-2015	**Instrument ID:**	LR GC/MS
Analysis Date:	29-May-2015 **Time:** 01:06:00	**GC Column ID:**	RTX5
Extract Volume (uL):	500	**Sample Data Filename:**	**PH5S1741.D**
Injection Volume (uL):	1.0	**Blank Data Filename:**	PH5S1735.D
Dilution Factor:	N/A	**Cal. Ver. Data Filename:**	PH5S1731.D
Concentration Units:	ng/g (wet weight basis)	**% Moisture:**	8.47

This page is part of a total report that contains information necessary for accreditation compliance.
This test is not NELAP accredited. Sample results relate only to the sample tested.

COMPOUND	CAS NO.	LAB FLAG [1]	CONC. FOUND	REPORTING LIMIT (RL)[2]	ION ABUND. RATIO	RRT
Naphthalene	91-20-3	K B J	8.17	2.73 (S)	0.11	1.007
Acenaphthylene	208-96-8	U		1.09 (S)		
Acenaphthene	83-32-9	J	11.4	2.89 (S)	1.08	1.048
Fluorene	86-73-7	U		1.49 (S)		
Phenanthrene	85-01-8		138	0.682 (S)	0.20	1.004
Anthracene	120-12-7	J	26.9	0.671 (S)	0.17	1.012
Fluoranthene	206-44-0		400	0.599 (S)	0.20	1.002
Pyrene	129-00-0		330	0.570 (S)	0.21	1.032
Benz[a]anthracene [3]	56-55-3		241	1.34 (S)	0.28	1.003
Chrysene [4]	218-01-9		268	1.40 (S)	0.30	1.003
Benzo[b]fluoranthene	205-99-2		287	1.41 (S)	0.22	1.004
Benzo[j,k]fluoranthenes			271	1.51 (S)	0.23	1.002
Benzo[e]pyrene	192-97-2		244	1.99 (S)	0.21	0.996
Benzo[a]pyrene	50-32-8		310	1.97 (S)	0.22	1.004
Perylene	198-55-0		89.4	2.21 (S)	0.21	1.004
Dibenz[a,h]anthracene [5]	53-70-3		58.2	1.74 (S)	0.14	1.004
Indeno[1,2,3-cd]pyrene	193-39-5		257	1.77 (S)	0.22	1.003
Benzo[ghi]perylene	191-24-2		240	1.61 (S)	0.22	1.003
2-Methylnaphthalene	91-57-6	B J	6.54	2.30 (S)	0.92	1.009
2,6-Dimethylnaphthalene	581-42-0	U		4.35 (S)		
2,3,5-Trimethylnaphthalene	2245-38-7	K J	6.02	1.72 (S)	0.32	1.232
1-Methylphenanthrene	832-69-9	J	8.18	1.71 (S)	0.62	1.112
Dibenzothiophene	132-65-0	K B J	6.55	0.899 (S)	0.13	1.003

(1) Where applicable, custom lab flags have been used on this report; U = not detected at RL; K = peak detected but did not meet quantification criteria, result reported represents the estimated maximum possible concentration; B = analyte found in the associated blank and concentration in sample is less than 10X the concentration in the associated blank; J = concentration less than lowest calibration equivalent.
(2) Reporting Limit (Code): S = sample detection limit; M = method detection limit; L = lowest calibration level equivalent; Q = contract defined limit.
(3) May co-elute with Cyclopenta(cd)pyrene.
(4) May co-elute with Triphenylene.
(5) May co-elute with Dibenz[a,c]anthracene.

These data are validated and reported as accurate and in accord with AXYS Analytical Services Ltd. ISO17025 compliant quality assurance processes.
Signed: _____Celine Vaillant_____

For Axys Internal Use Only [XSL Template: Pest1A.xsl; Created: 03-Jun-2015 08:49:16; Application: XMLTransformer-1.14.12;
Report Filename: PAH_PAH_LO_LPAR_L23191-12_Form1A_PH5S1741.D_SJ1891187.html; Workgroup: WG51224; Design ID: 2591]

AXYS METHOD MLA-021 Rev 12

Form 2

ANALYSIS REPORT

CLIENT SAMPLE NO.
121 Middle
Sample Collection:
N/A

AXYS ANALYTICAL SERVICES
2045 MILLS RD., SIDNEY, B.C., CANADA
V8L 5X2 TEL (250) 655-5800 FAX (250) 655-5811

Contract No.:	4765	**Lab Sample I.D.:**	L23191-12
Matrix:	TISSUE	**Sample Size:**	1.01 g (wet)
Sample Receipt Date:	13-May-2015	**Initial Calibration Date:**	19-Jan-2015
Extraction Date:	14-May-2015	**Instrument ID:**	LR GC/MS
Analysis Date:	29-May-2015 **Time:** 01:06:00	**GC Column ID:**	RTX5
Extract Volume (uL):	500	**Sample Data Filename:**	**PH5S1741.D**
Injection Volume (uL):	1.0	**Blank Data Filename:**	PH5S1735.D
Dilution Factor:	N/A	**Cal. Ver. Data Filename:**	PH5S1731.D
Concentration Units:	ng absolute	**% Moisture:**	8.47

This page is part of a total report that contains information necessary for accreditation compliance.
This test is not NELAP accredited. Sample results relate only to the sample tested.

LABELED COMPOUND	LAB FLAG [1]	SPIKE CONC.	CONC. FOUND	R(%) [2]	ION ABUND. RATIO	RRT
Naphthalene d-8		2000	810	40.5	0.08	0.605
2-Methylnaphthalene d-10		2000	906	45.3	0.17	0.754
2,6-Dimethylnaphthalene d-12		2020	996	49.4	0.81	0.896
Acenaphthylene d-8		2000	1020	51.0	0.16	0.961
Dibenzothiophene d-8		2010	1190	59.3	0.09	0.791
Phenanthrene d-10		2010	1510	75.2	0.15	0.807
Fluoranthene d-10		2010	1680	83.9	0.18	0.971
Benzo[a]anthracene d-12		2000	1580	79.0	0.25	1.165
Chrysene d-12		2000	1660	82.9	0.27	1.170
Benzo[b]fluoranthene d-12		2020	1680	83.0	0.21	0.958
Benzo[k]fluoranthene d-12		2010	1700	84.7	0.21	0.962
Benzo[a]pyrene d-12		2010	1630	81.2	0.21	1.008
Perylene d-12		2010	1560	77.7	0.26	1.023
Dibenzo[a,h]anthracene d-14		2000	1500	74.9	0.30	1.211
Indeno[1,2,3-cd]pyrene d-12		2000	1500	75.2	0.19	1.207
Benzo[ghi]perylene d-12		2010	1510	75.3	0.20	1.238

(1) Where applicable, custom lab flags have been used on this report.
(2) R% = percent recovery.

These data are validated and reported as accurate and in accord with AXYS Analytical Services Ltd. ISO17025 compliant quality assurance processes.
Signed: _____Celine Vaillant_____

For Axys Internal Use Only [XSL Template: Pest2.xsl; Created: 03-Jun-2015 08:49:16; Application: XMLTransformer-1.14.12;
Report Filename: PAH_PAH_LO_LPAR_L23191-12_Form2_PH5S1741.D_SJ1891187.html; Workgroup: WG51224; Design ID: 2591]

AXYS METHOD MLA-021 Rev 12

Form 1A

ANALYSIS REPORT

CLIENT SAMPLE NO.
123 Bottom
Sample Collection:
N/A

AXYS ANALYTICAL SERVICES
2045 MILLS RD., SIDNEY, B.C., CANADA
V8L 5X2 TEL (250) 655-5800 FAX (250) 655-5811

Contract No.:	4765	**Lab Sample I.D.:**	L23191-13
Matrix:	TISSUE	**Sample Size:**	1.02 g (wet)
Sample Receipt Date:	13-May-2015	**Initial Calibration Date:**	19-Jan-2015
Extraction Date:	14-May-2015	**Instrument ID:**	LR GC/MS
Analysis Date:	29-May-2015 **Time:** 01:55:00	**GC Column ID:**	RTX5
Extract Volume (uL):	500	**Sample Data Filename:**	**PH5S1742.D**
Injection Volume (uL):	1.0	**Blank Data Filename:**	PH5S1735.D
Dilution Factor:	N/A	**Cal. Ver. Data Filename:**	PH5S1731.D
Concentration Units:	ng/g (wet weight basis)	**% Moisture:**	8.18

This page is part of a total report that contains information necessary for accreditation compliance.
This test is not NELAP accredited. Sample results relate only to the sample tested.

COMPOUND	CAS NO.	LAB FLAG [1]	CONC. FOUND	REPORTING LIMIT (RL)[2]	ION ABUND. RATIO	RRT
Naphthalene	91-20-3	K B J	8.03	2.33 (S)	0.13	1.006
Acenaphthylene	208-96-8	U		0.884 (S)		
Acenaphthene	83-32-9	J	9.98	1.17 (S)	1.27	1.048
Fluorene	86-73-7	J	1.37	1.27 (S)	1.22	0.844
Phenanthrene	85-01-8		141	1.83 (S)	0.19	1.004
Anthracene	120-12-7	J	30.2	1.80 (S)	0.16	1.012
Fluoranthene	206-44-0		402	1.06 (S)	0.20	1.002
Pyrene	129-00-0		326	1.01 (S)	0.20	1.032
Benz[a]anthracene [3]	56-55-3		239	1.56 (S)	0.28	1.003
Chrysene [4]	218-01-9		269	1.76 (S)	0.30	1.003
Benzo[b]fluoranthene	205-99-2		277	1.42 (S)	0.23	1.004
Benzo[j,k]fluoranthenes			281	1.54 (S)	0.22	1.002
Benzo[e]pyrene	192-97-2		240	2.04 (S)	0.21	0.996
Benzo[a]pyrene	50-32-8		311	2.02 (S)	0.22	1.004
Perylene	198-55-0		89.5	2.19 (S)	0.22	1.004
Dibenz[a,h]anthracene [5]	53-70-3		58.7	1.94 (S)	0.14	1.004
Indeno[1,2,3-cd]pyrene	193-39-5		260	1.85 (S)	0.22	1.003
Benzo[ghi]perylene	191-24-2		235	1.63 (S)	0.22	1.003
2-Methylnaphthalene	91-57-6	B J	7.71	1.42 (S)	0.87	1.009
2,6-Dimethylnaphthalene	581-42-0	U		3.92 (S)		
2,3,5-Trimethylnaphthalene	2245-38-7	U		1.37 (S)		
1-Methylphenanthrene	832-69-9	J	8.76	2.04 (S)	0.71	1.112
Dibenzothiophene	132-65-0	K B J	6.51	3.00 (S)	0.11	1.003

(1) Where applicable, custom lab flags have been used on this report; U = not detected at RL; K = peak detected but did not meet quantification criteria, result reported represents the estimated maximum possible concentration; B = analyte found in the associated blank and concentration in sample is less than 10X the concentration in the associated blank; J = concentration less than lowest calibration equivalent.
(2) Reporting Limit (Code): S = sample detection limit; M = method detection limit; L = lowest calibration level equivalent; Q = contract defined limit.
(3) May co-elute with Cyclopenta(cd)pyrene.
(4) May co-elute with Triphenylene.
(5) May co-elute with Dibenz[a,c]anthracene.

These data are validated and reported as accurate and in accord with AXYS Analytical Services Ltd. ISO17025 compliant quality assurance processes.
Signed: _____Celine Vaillant_____

For Axys Internal Use Only [XSL Template: Pest1A.xsl; Created: 03-Jun-2015 08:49:16; Application: XMLTransformer-1.14.12;
Report Filename: PAH_PAH_LO_LPAR_L23191-13_Form1A_PH5S1742.D_SJ1891188.html; Workgroup: WG51224; Design ID: 2591]

AXYS METHOD MLA-021 Rev 12

Form 2

ANALYSIS REPORT

CLIENT SAMPLE NO.
123 Bottom
Sample Collection:
N/A

AXYS ANALYTICAL SERVICES
2045 MILLS RD., SIDNEY, B.C., CANADA
V8L 5X2 TEL (250) 655-5800 FAX (250) 655-5811

Contract No.:	4765	**Lab Sample I.D.:**	L23191-13
Matrix:	TISSUE	**Sample Size:**	1.02 g (wet)
Sample Receipt Date:	13-May-2015	**Initial Calibration Date:**	19-Jan-2015
Extraction Date:	14-May-2015	**Instrument ID:**	LR GC/MS
Analysis Date:	29-May-2015 **Time:** 01:55:00	**GC Column ID:**	RTX5
Extract Volume (uL):	500	**Sample Data Filename:**	**PH5S1742.D**
Injection Volume (uL):	1.0	**Blank Data Filename:**	PH5S1735.D
Dilution Factor:	N/A	**Cal. Ver. Data Filename:**	PH5S1731.D
Concentration Units:	ng absolute	**% Moisture:**	8.18

This page is part of a total report that contains information necessary for accreditation compliance.
This test is not NELAP accredited. Sample results relate only to the sample tested.

LABELED COMPOUND	LAB FLAG [1]	SPIKE CONC.	CONC. FOUND	R(%) [2]	ION ABUND. RATIO	RRT
Naphthalene d-8		2000	1090	54.4	0.09	0.605
2-Methylnaphthalene d-10		2000	1150	57.6	0.17	0.754
2,6-Dimethylnaphthalene d-12		2020	1250	62.1	0.80	0.896
Acenaphthylene d-8		2000	1260	63.1	0.16	0.961
Dibenzothiophene d-8		2010	1260	62.7	0.09	0.791
Phenanthrene d-10		2010	1590	79.4	0.15	0.807
Fluoranthene d-10		2010	1650	82.3	0.18	0.971
Benzo[a]anthracene d-12		2000	1490	74.4	0.25	1.165
Chrysene d-12		2000	1590	79.6	0.27	1.170
Benzo[b]fluoranthene d-12		2020	1640	81.4	0.21	0.958
Benzo[k]fluoranthene d-12		2010	1640	82.0	0.21	0.962
Benzo[a]pyrene d-12		2010	1590	79.4	0.21	1.008
Perylene d-12		2010	1540	76.5	0.26	1.023
Dibenzo[a,h]anthracene d-14		2000	1470	73.6	0.30	1.211
Indeno[1,2,3-cd]pyrene d-12		2000	1470	73.6	0.19	1.207
Benzo[ghi]perylene d-12		2010	1500	74.6	0.20	1.238

(1) Where applicable, custom lab flags have been used on this report.
(2) R% = percent recovery.

These data are validated and reported as accurate and in accord with AXYS Analytical Services Ltd. ISO17025 compliant quality assurance processes.
Signed: _____Celine Vaillant_____

For Axys Internal Use Only [XSL Template: Pest2.xsl; Created: 03-Jun-2015 08:49:16; Application: XMLTransformer-1.14.12;
Report Filename: PAH_PAH_LO_LPAR_L23191-13_Form2_PH5S1742.D_SJ1891188.html; Workgroup: WG51224; Design ID: 2591]

AXYS METHOD MLA-021 Rev 12

Form 1A

ANALYSIS REPORT

CLIENT SAMPLE NO.
101 Top
Sample Collection:
N/A

AXYS ANALYTICAL SERVICES
2045 MILLS RD., SIDNEY, B.C., CANADA
V8L 5X2 TEL (250) 655-5800 FAX (250) 655-5811

Contract No.:	4765	**Lab Sample I.D.:**	L23192-4
Matrix:	TISSUE	**Sample Size:**	1.00 g (wet)
Sample Receipt Date:	13-May-2015	**Initial Calibration Date:**	19-Jan-2015
Extraction Date:	14-May-2015	**Instrument ID:**	LR GC/MS
Analysis Date:	29-May-2015 **Time:** 02:44:00	**GC Column ID:**	RTX5
Extract Volume (uL):	500	**Sample Data Filename:**	**PH5S1743.D**
Injection Volume (uL):	1.0	**Blank Data Filename:**	PH5S1735.D
Dilution Factor:	N/A	**Cal. Ver. Data Filename:**	PH5S1731.D
Concentration Units:	ng/g (wet weight basis)	**% Moisture:**	8.04

This page is part of a total report that contains information necessary for accreditation compliance.
This test is not NELAP accredited. Sample results relate only to the sample tested.

COMPOUND	CAS NO.	LAB FLAG [1]	CONC. FOUND	REPORTING LIMIT (RL)[2]	ION ABUND. RATIO	RRT
Naphthalene	91-20-3	B J	34.3	2.52 (S)	0.08	1.006
Acenaphthylene	208-96-8	J	1.15	0.997 (S)	0.22	1.003
Acenaphthene	83-32-9		65.8	3.04 (S)	1.17	1.048
Fluorene	86-73-7	J	15.6	2.78 (S)	1.09	0.844
Phenanthrene	85-01-8		1030	1.05 (S)	0.19	1.004
Anthracene	120-12-7		196	1.04 (S)	0.15	1.012
Fluoranthene	206-44-0		3060	1.76 (S)	0.20	1.002
Pyrene	129-00-0		2540	1.68 (S)	0.21	1.032
Benz[a]anthracene [3]	56-55-3		1880	2.64 (S)	0.28	1.003
Chrysene [4]	218-01-9		2150	2.62 (S)	0.31	1.003
Benzo[b]fluoranthene	205-99-2		2360	5.10 (S)	0.22	1.004
Benzo[j,k]fluoranthenes			2100	5.19 (S)	0.22	1.002
Benzo[e]pyrene	192-97-2		2220	7.95 (S)	0.22	0.996
Benzo[a]pyrene	50-32-8		2440	7.87 (S)	0.22	1.004
Perylene	198-55-0		702	8.15 (S)	0.22	1.004
Dibenz[a,h]anthracene [5]	53-70-3		433	7.92 (S)	0.14	1.004
Indeno[1,2,3-cd]pyrene	193-39-5		1880	7.08 (S)	0.21	1.003
Benzo[ghi]perylene	191-24-2		1810	6.23 (S)	0.21	1.003
2-Methylnaphthalene	91-57-6	B J	15.5	2.07 (S)	0.95	1.010
2,6-Dimethylnaphthalene	581-42-0	K J	5.13	3.57 (S)	0.49	1.012
2,3,5-Trimethylnaphthalene	2245-38-7	K J	7.68	1.79 (S)	0.63	1.232
1-Methylphenanthrene	832-69-9		61.6	3.09 (S)	0.59	1.111
Dibenzothiophene	132-65-0	J	42.0	1.25 (S)	0.10	1.003

(1) Where applicable, custom lab flags have been used on this report; K = peak detected but did not meet quantification criteria, result reported represents the estimated maximum possible concentration; B = analyte found in the associated blank and concentration in sample is less than 10X the concentration in the associated blank; J = concentration less than lowest calibration equivalent.
(2) Reporting Limit (Code): S = sample detection limit; M = method detection limit; L = lowest calibration level equivalent; Q = contract defined limit.
(3) May co-elute with Cyclopenta(cd)pyrene.
(4) May co-elute with Triphenylene.
(5) May co-elute with Dibenz[a,c]anthracene.

These data are validated and reported as accurate and in accord with AXYS Analytical Services Ltd. ISO17025 compliant quality assurance processes.
Signed: _____Celine Vaillant_____

For Axys Internal Use Only [XSL Template: Pest1A.xsl; Created: 03-Jun-2015 08:49:16; Application: XMLTransformer-1.14.12;
Report Filename: PAH_PAH_LO_LPAR_L23192-4_Form1A_PH5S1743.D_SJ1891189.html; Workgroup: WG51224; Design ID: 2591]

AXYS METHOD MLA-021 Rev 12

Form 2

ANALYSIS REPORT

CLIENT SAMPLE NO.
101 Top
Sample Collection:
N/A

AXYS ANALYTICAL SERVICES
2045 MILLS RD., SIDNEY, B.C., CANADA
V8L 5X2 TEL (250) 655-5800 FAX (250) 655-5811

Contract No.:	4765	**Lab Sample I.D.:**	L23192-4
Matrix:	TISSUE	**Sample Size:**	1.00 g (wet)
Sample Receipt Date:	13-May-2015	**Initial Calibration Date:**	19-Jan-2015
Extraction Date:	14-May-2015	**Instrument ID:**	LR GC/MS
Analysis Date:	29-May-2015 **Time:** 02:44:00	**GC Column ID:**	RTX5
Extract Volume (uL):	500	**Sample Data Filename:**	**PH5S1743.D**
Injection Volume (uL):	1.0	**Blank Data Filename:**	PH5S1735.D
Dilution Factor:	N/A	**Cal. Ver. Data Filename:**	PH5S1731.D
Concentration Units:	ng absolute	**% Moisture:**	8.04

This page is part of a total report that contains information necessary for accreditation compliance.
This test is not NELAP accredited. Sample results relate only to the sample tested.

LABELED COMPOUND	LAB FLAG [1]	SPIKE CONC.	CONC. FOUND	R(%) [2]	ION ABUND. RATIO	RRT
Naphthalene d-8		2000	985	49.3	0.09	0.605
2-Methylnaphthalene d-10		2000	1100	54.9	0.17	0.754
2,6-Dimethylnaphthalene d-12		2020	1230	60.8	0.81	0.896
Acenaphthylene d-8		2000	1220	61.2	0.16	0.961
Dibenzothiophene d-8		2010	1160	57.7	0.09	0.791
Phenanthrene d-10		2010	1540	76.6	0.15	0.807
Fluoranthene d-10		2010	1650	82.2	0.18	0.971
Benzo[a]anthracene d-12		2000	1520	76.0	0.25	1.165
Chrysene d-12		2000	1640	82.0	0.27	1.170
Benzo[b]fluoranthene d-12		2020	1620	80.3	0.22	0.958
Benzo[k]fluoranthene d-12		2010	1710	85.2	0.21	0.962
Benzo[a]pyrene d-12		2010	1430	71.1	0.21	1.008
Perylene d-12		2010	1460	72.8	0.26	1.023
Dibenzo[a,h]anthracene d-14		2000	1540	77.0	0.30	1.211
Indeno[1,2,3-cd]pyrene d-12		2000	1560	78.1	0.19	1.207
Benzo[ghi]perylene d-12		2010	1570	78.1	0.20	1.238

(1) Where applicable, custom lab flags have been used on this report.
(2) R% = percent recovery.

These data are validated and reported as accurate and in accord with AXYS Analytical Services Ltd. ISO17025 compliant quality assurance processes.
Signed: _____Celine Vaillant_____

For Axys Internal Use Only [XSL Template: Pest2.xsl; Created: 03-Jun-2015 08:49:16; Application: XMLTransformer-1.14.12;
Report Filename: PAH_PAH_LO_LPAR_L23192-4_Form2_PH5S1743.D_SJ1891189.html; Workgroup: WG51224; Design ID: 2591]

AXYS METHOD MLA-021 Rev 12

Form 1A

ANALYSIS REPORT

CLIENT SAMPLE NO.
103 Middle
Sample Collection:
N/A

AXYS ANALYTICAL SERVICES
2045 MILLS RD., SIDNEY, B.C., CANADA
V8L 5X2 TEL (250) 655-5800 FAX (250) 655-5811

Contract No.:	4765	**Lab Sample I.D.:**	L23192-5
Matrix:	TISSUE	**Sample Size:**	1.01 g (wet)
Sample Receipt Date:	13-May-2015	**Initial Calibration Date:**	19-Jan-2015
Extraction Date:	14-May-2015	**Instrument ID:**	LR GC/MS
Analysis Date:	29-May-2015 **Time:** 06:19:00	**GC Column ID:**	RTX5
Extract Volume (uL):	500	**Sample Data Filename:**	**PH5S1748.D**
Injection Volume (uL):	1.0	**Blank Data Filename:**	PH5S1735.D
Dilution Factor:	N/A	**Cal. Ver. Data Filename:**	PH5S1745.D
Concentration Units:	ng/g (wet weight basis)	**% Moisture:**	10.2

This page is part of a total report that contains information necessary for accreditation compliance.
This test is not NELAP accredited. Sample results relate only to the sample tested.

COMPOUND	CAS NO.	LAB FLAG [1]	CONC. FOUND	REPORTING LIMIT (RL)[2]	ION ABUND. RATIO	RRT
Naphthalene	91-20-3		56.3	2.24 (S)	0.08	1.006
Acenaphthylene	208-96-8	U		1.05 (S)		
Acenaphthene	83-32-9		86.8	2.82 (S)	1.18	1.048
Fluorene	86-73-7	J	24.6	2.64 (S)	1.04	0.844
Phenanthrene	85-01-8		1500	0.804 (S)	0.19	1.004
Anthracene	120-12-7		308	0.791 (S)	0.18	1.012
Fluoranthene	206-44-0		4000	1.86 (S)	0.20	1.002
Pyrene	129-00-0		3260	1.76 (S)	0.21	1.032
Benz[a]anthracene [3]	56-55-3		2300	4.10 (S)	0.28	1.003
Chrysene [4]	218-01-9		2640	4.27 (S)	0.31	1.003
Benzo[b]fluoranthene	205-99-2		2830	7.46 (S)	0.22	1.004
Benzo[j,k]fluoranthenes			2280	7.34 (S)	0.23	1.002
Benzo[e]pyrene	192-97-2		2290	10.1 (S)	0.23	0.996
Benzo[a]pyrene	50-32-8		2860	10.0 (S)	0.21	1.004
Perylene	198-55-0		816	11.0 (S)	0.22	1.004
Dibenz[a,h]anthracene [5]	53-70-3		494	10.4 (S)	0.14	1.004
Indeno[1,2,3-cd]pyrene	193-39-5		2180	10.3 (S)	0.21	1.003
Benzo[ghi]perylene	191-24-2		2110	9.23 (S)	0.22	1.003
2-Methylnaphthalene	91-57-6	B J	22.2	1.50 (S)	0.93	1.010
2,6-Dimethylnaphthalene	581-42-0	K J	4.83	3.29 (S)	0.48	1.013
2,3,5-Trimethylnaphthalene	2245-38-7	J	3.68	1.74 (S)	0.87	1.232
1-Methylphenanthrene	832-69-9		88.6	2.00 (S)	0.63	1.111
Dibenzothiophene	132-65-0		62.2	0.985 (S)	0.09	1.003

(1) Where applicable, custom lab flags have been used on this report; U = not detected at RL; K = peak detected but did not meet quantification criteria, result reported represents the estimated maximum possible concentration; B = analyte found in the associated blank and concentration in sample is less than 10X the concentration in the associated blank; J = concentration less than lowest calibration equivalent.
(2) Reporting Limit (Code): S = sample detection limit; M = method detection limit; L = lowest calibration level equivalent; Q = contract defined limit.
(3) May co-elute with Cyclopenta(cd)pyrene.
(4) May co-elute with Triphenylene.
(5) May co-elute with Dibenz[a,c]anthracene.

These data are validated and reported as accurate and in accord with AXYS Analytical Services Ltd. ISO17025 compliant quality assurance processes.
Signed: _____Celine Vaillant_____

For Axys Internal Use Only [XSL Template: Pest1A.xsl; Created: 03-Jun-2015 08:49:16; Application: XMLTransformer-1.14.12;
Report Filename: PAH_PAH_LO_LPAR_L23192-5_Form1A_PH5S1748.D_SJ1891190.html; Workgroup: WG51224; Design ID: 2591]

AXYS METHOD MLA-021 Rev 12

Form 2

ANALYSIS REPORT

CLIENT SAMPLE NO.
103 Middle
Sample Collection:
N/A

AXYS ANALYTICAL SERVICES
2045 MILLS RD., SIDNEY, B.C., CANADA
V8L 5X2 TEL (250) 655-5800 FAX (250) 655-5811

Contract No.:	4765	**Lab Sample I.D.:**	L23192-5
Matrix:	TISSUE	**Sample Size:**	1.01 g (wet)
Sample Receipt Date:	13-May-2015	**Initial Calibration Date:**	19-Jan-2015
Extraction Date:	14-May-2015	**Instrument ID:**	LR GC/MS
Analysis Date:	29-May-2015 **Time:** 06:19:00	**GC Column ID:**	RTX5
Extract Volume (uL):	500	**Sample Data Filename:**	**PH5S1748.D**
Injection Volume (uL):	1.0	**Blank Data Filename:**	PH5S1735.D
Dilution Factor:	N/A	**Cal. Ver. Data Filename:**	PH5S1745.D
Concentration Units:	ng absolute	**% Moisture:**	10.2

This page is part of a total report that contains information necessary for accreditation compliance.
This test is not NELAP accredited. Sample results relate only to the sample tested.

LABELED COMPOUND	LAB FLAG [1]	SPIKE CONC.	CONC. FOUND	R(%) [2]	ION ABUND. RATIO	RRT
Naphthalene d-8		2000	924	46.2	0.09	0.607
2-Methylnaphthalene d-10		2000	1010	50.5	0.17	0.754
2,6-Dimethylnaphthalene d-12		2020	1090	54.1	0.81	0.896
Acenaphthylene d-8		2000	1080	53.9	0.16	0.961
Dibenzothiophene d-8		2010	1280	63.5	0.09	0.791
Phenanthrene d-10		2010	1590	79.3	0.15	0.807
Fluoranthene d-10		2010	1640	81.6	0.17	0.971
Benzo[a]anthracene d-12		2000	1440	72.1	0.25	1.165
Chrysene d-12		2000	1530	76.7	0.27	1.170
Benzo[b]fluoranthene d-12		2020	1600	79.4	0.22	0.958
Benzo[k]fluoranthene d-12		2010	1670	83.5	0.21	0.962
Benzo[a]pyrene d-12		2010	1580	79.0	0.21	1.008
Perylene d-12		2010	1540	76.6	0.26	1.023
Dibenzo[a,h]anthracene d-14		2000	1470	73.5	0.30	1.211
Indeno[1,2,3-cd]pyrene d-12		2000	1460	73.2	0.19	1.207
Benzo[ghi]perylene d-12		2010	1460	72.7	0.20	1.238

(1) Where applicable, custom lab flags have been used on this report.
(2) R% = percent recovery.

These data are validated and reported as accurate and in accord with AXYS Analytical Services Ltd. ISO17025 compliant quality assurance processes.
Signed: _____Celine Vaillant_____

For Axys Internal Use Only [XSL Template: Pest2.xsl; Created: 03-Jun-2015 08:49:16; Application: XMLTransformer-1.14.12;
Report Filename: PAH_PAH_LO_LPAR_L23192-5_Form2_PH5S1748.D_SJ1891190.html; Workgroup: WG51224; Design ID: 2591]

AXYS METHOD MLA-021 Rev 12

Form 1A

ANALYSIS REPORT

CLIENT SAMPLE NO.
105 Bottom
Sample Collection:
N/A

AXYS ANALYTICAL SERVICES
2045 MILLS RD., SIDNEY, B.C., CANADA
V8L 5X2 TEL (250) 655-5800 FAX (250) 655-5811

Contract No.:	4765	**Lab Sample I.D.:**	L23192-6
Matrix:	TISSUE	**Sample Size:**	1.02 g (wet)
Sample Receipt Date:	13-May-2015	**Initial Calibration Date:**	19-Jan-2015
Extraction Date:	14-May-2015	**Instrument ID:**	LR GC/MS
Analysis Date:	29-May-2015 **Time:** 07:08:00	**GC Column ID:**	RTX5
Extract Volume (uL):	500	**Sample Data Filename:**	**PH5S1749.D**
Injection Volume (uL):	1.0	**Blank Data Filename:**	PH5S1735.D
Dilution Factor:	N/A	**Cal. Ver. Data Filename:**	PH5S1745.D
Concentration Units:	ng/g (wet weight basis)	**% Moisture:**	8.27

This page is part of a total report that contains information necessary for accreditation compliance.
This test is not NELAP accredited. Sample results relate only to the sample tested.

COMPOUND	CAS NO.	LAB FLAG [1]	CONC. FOUND	REPORTING LIMIT (RL)[2]	ION ABUND. RATIO	RRT
Naphthalene	91-20-3	B J	33.1	1.96 (S)	0.08	1.007
Acenaphthylene	208-96-8	K J	1.33	0.968 (S)	0.25	1.003
Acenaphthene	83-32-9		60.6	1.72 (S)	1.16	1.048
Fluorene	86-73-7	J	21.1	3.44 (S)	1.09	0.844
Phenanthrene	85-01-8		1230	0.554 (S)	0.19	1.004
Anthracene	120-12-7		234	0.544 (S)	0.19	1.012
Fluoranthene	206-44-0		3280	1.65 (S)	0.21	1.002
Pyrene	129-00-0		2750	1.57 (S)	0.21	1.032
Benz[a]anthracene [3]	56-55-3		1920	3.65 (S)	0.28	1.003
Chrysene [4]	218-01-9		2190	3.71 (S)	0.31	1.003
Benzo[b]fluoranthene	205-99-2		2320	5.00 (S)	0.22	1.004
Benzo[j,k]fluoranthenes			1910	5.12 (S)	0.23	1.002
Benzo[e]pyrene	192-97-2		1940	7.03 (S)	0.22	0.996
Benzo[a]pyrene	50-32-8		2340	6.96 (S)	0.21	1.004
Perylene	198-55-0		670	7.60 (S)	0.22	1.004
Dibenz[a,h]anthracene [5]	53-70-3		405	7.71 (S)	0.14	1.003
Indeno[1,2,3-cd]pyrene	193-39-5		1770	7.19 (S)	0.22	1.003
Benzo[ghi]perylene	191-24-2		1700	6.36 (S)	0.21	1.003
2-Methylnaphthalene	91-57-6	B J	13.7	1.55 (S)	0.92	1.010
2,6-Dimethylnaphthalene	581-42-0	U		3.64 (S)		
2,3,5-Trimethylnaphthalene	2245-38-7	J	3.49	2.07 (S)	1.06	1.232
1-Methylphenanthrene	832-69-9		69.6	3.72 (S)	0.63	1.111
Dibenzothiophene	132-65-0	J	51.2	0.742 (S)	0.10	1.003

(1) Where applicable, custom lab flags have been used on this report; U = not detected at RL; K = peak detected but did not meet quantification criteria, result reported represents the estimated maximum possible concentration; B = analyte found in the associated blank and concentration in sample is less than 10X the concentration in the associated blank; J = concentration less than lowest calibration equivalent.
(2) Reporting Limit (Code): S = sample detection limit; M = method detection limit; L = lowest calibration level equivalent; Q = contract defined limit.
(3) May co-elute with Cyclopenta(cd)pyrene.
(4) May co-elute with Triphenylene.
(5) May co-elute with Dibenz[a,c]anthracene.

These data are validated and reported as accurate and in accord with AXYS Analytical Services Ltd. ISO17025 compliant quality assurance processes.
Signed: _____Celine Vaillant_____

For Axys Internal Use Only [XSL Template: Pest1A.xsl; Created: 03-Jun-2015 08:49:16; Application: XMLTransformer-1.14.12;
Report Filename: PAH_PAH_LO_LPAR_L23192-6_Form1A_PH5S1749.D_SJ1891191.html; Workgroup: WG51224; Design ID: 2591]

AXYS METHOD MLA-021 Rev 12

Form 2

ANALYSIS REPORT

CLIENT SAMPLE NO.
105 Bottom
Sample Collection:
N/A

AXYS ANALYTICAL SERVICES
2045 MILLS RD., SIDNEY, B.C., CANADA
V8L 5X2 TEL (250) 655-5800 FAX (250) 655-5811

Contract No.:	4765	**Lab Sample I.D.:**	L23192-6
Matrix:	TISSUE	**Sample Size:**	1.02 g (wet)
Sample Receipt Date:	13-May-2015	**Initial Calibration Date:**	19-Jan-2015
Extraction Date:	14-May-2015	**Instrument ID:**	LR GC/MS
Analysis Date:	29-May-2015 **Time:** 07:08:00	**GC Column ID:**	RTX5
Extract Volume (uL):	500	**Sample Data Filename:**	**PH5S1749.D**
Injection Volume (uL):	1.0	**Blank Data Filename:**	PH5S1735.D
Dilution Factor:	N/A	**Cal. Ver. Data Filename:**	PH5S1745.D
Concentration Units:	ng absolute	**% Moisture:**	8.27

This page is part of a total report that contains information necessary for accreditation compliance.
This test is not NELAP accredited. Sample results relate only to the sample tested.

LABELED COMPOUND	LAB FLAG [1]	SPIKE CONC.	CONC. FOUND	R(%) [2]	ION ABUND. RATIO	RRT
Naphthalene d-8		2000	1150	57.4	0.09	0.605
2-Methylnaphthalene d-10		2000	1220	61.2	0.17	0.754
2,6-Dimethylnaphthalene d-12		2020	1270	62.8	0.81	0.896
Acenaphthylene d-8		2000	1280	64.1	0.16	0.961
Dibenzothiophene d-8		2010	1180	58.6	0.09	0.791
Phenanthrene d-10		2010	1620	80.7	0.15	0.807
Fluoranthene d-10		2010	1750	87.1	0.17	0.971
Benzo[a]anthracene d-12		2000	1620	80.9	0.25	1.165
Chrysene d-12		2000	1730	86.7	0.27	1.170
Benzo[b]fluoranthene d-12		2020	1750	86.6	0.22	0.958
Benzo[k]fluoranthene d-12		2010	1810	90.3	0.21	0.962
Benzo[a]pyrene d-12		2010	1670	83.2	0.21	1.008
Perylene d-12		2010	1640	81.6	0.26	1.023
Dibenzo[a,h]anthracene d-14		2000	1560	78.0	0.31	1.211
Indeno[1,2,3-cd]pyrene d-12		2000	1590	79.4	0.19	1.207
Benzo[ghi]perylene d-12		2010	1570	78.5	0.20	1.238

(1) Where applicable, custom lab flags have been used on this report.
(2) R% = percent recovery.

These data are validated and reported as accurate and in accord with AXYS Analytical Services Ltd. ISO17025 compliant quality assurance processes.
Signed: _____Celine Vaillant_____

For Axys Internal Use Only [XSL Template: Pest2.xsl; Created: 03-Jun-2015 08:49:16; Application: XMLTransformer-1.14.12;
Report Filename: PAH_PAH_LO_LPAR_L23192-6_Form2_PH5S1749.D_SJ1891191.html; Workgroup: WG51224; Design ID: 2591]

AXYS METHOD MLA-021 Rev 12

Form 1A

ANALYSIS REPORT

CLIENT SAMPLE NO.
131 Top
Sample Collection:
N/A

AXYS ANALYTICAL SERVICES
2045 MILLS RD., SIDNEY, B.C., CANADA
V8L 5X2 TEL (250) 655-5800 FAX (250) 655-5811

Contract No.:	4765	**Lab Sample I.D.:**	L23192-13
Matrix:	TISSUE	**Sample Size:**	1.00 g (wet)
Sample Receipt Date:	13-May-2015	**Initial Calibration Date:**	19-Jan-2015
Extraction Date:	14-May-2015	**Instrument ID:**	LR GC/MS
Analysis Date:	29-May-2015 **Time:** 07:57:00	**GC Column ID:**	RTX5
Extract Volume (uL):	500	**Sample Data Filename:**	**PH5S1750.D**
Injection Volume (uL):	1.0	**Blank Data Filename:**	PH5S1735.D
Dilution Factor:	N/A	**Cal. Ver. Data Filename:**	PH5S1745.D
Concentration Units:	ng/g (wet weight basis)	**% Moisture:**	10.8

This page is part of a total report that contains information necessary for accreditation compliance.
This test is not NELAP accredited. Sample results relate only to the sample tested.

COMPOUND	CAS NO.	LAB FLAG [1]	CONC. FOUND	REPORTING LIMIT (RL)[2]	ION ABUND. RATIO	RRT
Naphthalene	91-20-3	B J	21.1	2.42 (S)	0.08	1.007
Acenaphthylene	208-96-8	K J	1.30	0.952 (S)	0.16	1.003
Acenaphthene	83-32-9		60.3	3.33 (S)	1.19	1.048
Fluorene	86-73-7	J	16.7	1.06 (S)	1.03	0.844
Phenanthrene	85-01-8		1070	0.559 (S)	0.19	1.004
Anthracene	120-12-7		224	0.550 (S)	0.17	1.012
Fluoranthene	206-44-0		2970	1.75 (S)	0.21	1.002
Pyrene	129-00-0		2540	1.67 (S)	0.21	1.032
Benz[a]anthracene [3]	56-55-3		1780	3.41 (S)	0.28	1.003
Chrysene [4]	218-01-9		2070	3.59 (S)	0.31	1.003
Benzo[b]fluoranthene	205-99-2		2160	6.26 (S)	0.22	1.004
Benzo[j,k]fluoranthenes			1950	6.39 (S)	0.22	1.002
Benzo[e]pyrene	192-97-2		1770	8.41 (S)	0.23	0.996
Benzo[a]pyrene	50-32-8		2240	8.32 (S)	0.22	1.004
Perylene	198-55-0		638	9.33 (S)	0.22	1.004
Dibenz[a,h]anthracene [5]	53-70-3		389	9.56 (S)	0.14	1.003
Indeno[1,2,3-cd]pyrene	193-39-5		1690	6.27 (S)	0.22	1.003
Benzo[ghi]perylene	191-24-2		1610	5.69 (S)	0.22	1.003
2-Methylnaphthalene	91-57-6	B J	12.5	1.98 (S)	0.85	1.010
2,6-Dimethylnaphthalene	581-42-0	U		6.06 (S)		
2,3,5-Trimethylnaphthalene	2245-38-7	J	3.28	2.21 (S)	0.93	1.232
1-Methylphenanthrene	832-69-9		65.7	2.52 (S)	0.68	1.111
Dibenzothiophene	132-65-0	J	46.3	0.967 (S)	0.10	1.003

(1) Where applicable, custom lab flags have been used on this report; U = not detected at RL; K = peak detected but did not meet quantification criteria, result reported represents the estimated maximum possible concentration; B = analyte found in the associated blank and concentration in sample is less than 10X the concentration in the associated blank; J = concentration less than lowest calibration equivalent.
(2) Reporting Limit (Code): S = sample detection limit; M = method detection limit; L = lowest calibration level equivalent; Q = contract defined limit.
(3) May co-elute with Cyclopenta(cd)pyrene.
(4) May co-elute with Triphenylene.
(5) May co-elute with Dibenz[a,c]anthracene.

These data are validated and reported as accurate and in accord with AXYS Analytical Services Ltd. ISO17025 compliant quality assurance processes.
Signed: _____Celine Vaillant_____

For Axys Internal Use Only [XSL Template: Pest1A.xsl; Created: 03-Jun-2015 08:49:16; Application: XMLTransformer-1.14.12;
Report Filename: PAH_PAH_LO_LPAR_L23192-13_Form1A_PH5S1750.D_SJ1891192.html; Workgroup: WG51224; Design ID: 2591]

AXYS METHOD MLA-021 Rev 12

Form 2

ANALYSIS REPORT

CLIENT SAMPLE NO.
131 Top
Sample Collection:
N/A

AXYS ANALYTICAL SERVICES
2045 MILLS RD., SIDNEY, B.C., CANADA
V8L 5X2 TEL (250) 655-5800 FAX (250) 655-5811

Contract No.:	4765	**Lab Sample I.D.:**	L23192-13
Matrix:	TISSUE	**Sample Size:**	1.00 g (wet)
Sample Receipt Date:	13-May-2015	**Initial Calibration Date:**	19-Jan-2015
Extraction Date:	14-May-2015	**Instrument ID:**	LR GC/MS
Analysis Date:	29-May-2015 **Time:** 07:57:00	**GC Column ID:**	RTX5
Extract Volume (uL):	500	**Sample Data Filename:**	**PH5S1750.D**
Injection Volume (uL):	1.0	**Blank Data Filename:**	PH5S1735.D
Dilution Factor:	N/A	**Cal. Ver. Data Filename:**	PH5S1745.D
Concentration Units:	ng absolute	**% Moisture:**	10.8

This page is part of a total report that contains information necessary for accreditation compliance.
This test is not NELAP accredited. Sample results relate only to the sample tested.

LABELED COMPOUND	LAB FLAG [1]	SPIKE CONC.	CONC. FOUND	R(%) [2]	ION ABUND. RATIO	RRT
Naphthalene d-8		2000	928	46.4	0.08	0.605
2-Methylnaphthalene d-10		2000	998	49.9	0.17	0.754
2,6-Dimethylnaphthalene d-12		2020	1040	51.5	0.79	0.896
Acenaphthylene d-8		2000	1040	52.0	0.16	0.961
Dibenzothiophene d-8		2010	1050	52.2	0.09	0.791
Phenanthrene d-10		2010	1520	75.5	0.15	0.807
Fluoranthene d-10		2010	1660	82.8	0.18	0.971
Benzo[a]anthracene d-12		2000	1560	78.0	0.25	1.165
Chrysene d-12		2000	1640	82.2	0.27	1.170
Benzo[b]fluoranthene d-12		2020	1650	81.8	0.22	0.958
Benzo[k]fluoranthene d-12		2010	1700	84.9	0.21	0.962
Benzo[a]pyrene d-12		2010	1640	81.6	0.21	1.008
Perylene d-12		2010	1560	77.7	0.26	1.023
Dibenzo[a,h]anthracene d-14		2000	1520	76.2	0.30	1.211
Indeno[1,2,3-cd]pyrene d-12		2000	1520	76.2	0.19	1.207
Benzo[ghi]perylene d-12		2010	1530	76.2	0.20	1.238

(1) Where applicable, custom lab flags have been used on this report.
(2) R% = percent recovery.

These data are validated and reported as accurate and in accord with AXYS Analytical Services Ltd. ISO17025 compliant quality assurance processes.
Signed: _____Celine Vaillant_____

For Axys Internal Use Only [XSL Template: Pest2.xsl; Created: 03-Jun-2015 08:49:16; Application: XMLTransformer-1.14.12;
Report Filename: PAH_PAH_LO_LPAR_L23192-13_Form2_PH5S1750.D_SJ1891192.html; Workgroup: WG51224; Design ID: 2591]

AXYS METHOD MLA-021 Rev 12

Form 1A

ANALYSIS REPORT

CLIENT SAMPLE NO.
133 Middle
Sample Collection:
N/A

AXYS ANALYTICAL SERVICES
2045 MILLS RD., SIDNEY, B.C., CANADA
V8L 5X2 TEL (250) 655-5800 FAX (250) 655-5811

Contract No.:	4765	**Lab Sample I.D.:**	L23192-14
Matrix:	TISSUE	**Sample Size:**	1.02 g (wet)
Sample Receipt Date:	13-May-2015	**Initial Calibration Date:**	19-Jan-2015
Extraction Date:	14-May-2015	**Instrument ID:**	LR GC/MS
Analysis Date:	29-May-2015 **Time:** 08:46:00	**GC Column ID:**	RTX5
Extract Volume (uL):	500	**Sample Data Filename:**	**PH5S1751.D**
Injection Volume (uL):	1.0	**Blank Data Filename:**	PH5S1735.D
Dilution Factor:	N/A	**Cal. Ver. Data Filename:**	PH5S1745.D
Concentration Units:	ng/g (wet weight basis)	**% Moisture:**	9.82

This page is part of a total report that contains information necessary for accreditation compliance.
This test is not NELAP accredited. Sample results relate only to the sample tested.

COMPOUND	CAS NO.	LAB FLAG [1]	CONC. FOUND	REPORTING LIMIT (RL)[2]	ION ABUND. RATIO	RRT
Naphthalene	91-20-3	B J	20.6	1.79 (S)	0.06	1.006
Acenaphthylene	208-96-8	J	1.68	0.991 (S)	0.24	1.003
Acenaphthene	83-32-9		57.2	2.13 (S)	1.15	1.048
Fluorene	86-73-7	J	17.2	1.02 (S)	1.02	0.844
Phenanthrene	85-01-8		1050	0.837 (S)	0.19	1.004
Anthracene	120-12-7		202	0.823 (S)	0.17	1.012
Fluoranthene	206-44-0		3060	1.30 (S)	0.20	1.002
Pyrene	129-00-0		2520	1.24 (S)	0.21	1.032
Benz[a]anthracene [3]	56-55-3		1810	4.80 (S)	0.28	1.003
Chrysene [4]	218-01-9		2040	4.80 (S)	0.31	1.003
Benzo[b]fluoranthene	205-99-2		2160	4.87 (S)	0.22	1.004
Benzo[j,k]fluoranthenes			1900	4.90 (S)	0.23	1.002
Benzo[e]pyrene	192-97-2		1720	6.38 (S)	0.23	0.996
Benzo[a]pyrene	50-32-8		2220	6.32 (S)	0.22	1.004
Perylene	198-55-0		627	7.04 (S)	0.22	1.004
Dibenz[a,h]anthracene [5]	53-70-3		385	6.15 (S)	0.14	1.003
Indeno[1,2,3-cd]pyrene	193-39-5		1680	6.32 (S)	0.21	1.002
Benzo[ghi]perylene	191-24-2		1590	5.63 (S)	0.21	1.003
2-Methylnaphthalene	91-57-6	B J	12.2	1.68 (S)	0.82	1.010
2,6-Dimethylnaphthalene	581-42-0	K J	6.23	5.90 (S)	0.56	1.014
2,3,5-Trimethylnaphthalene	2245-38-7	K J	3.33	2.56 (S)	1.28	1.227
1-Methylphenanthrene	832-69-9		69.4	2.56 (S)	0.56	1.111
Dibenzothiophene	132-65-0	J	45.5	0.875 (S)	0.09	1.003

(1) Where applicable, custom lab flags have been used on this report; K = peak detected but did not meet quantification criteria, result reported represents the estimated maximum possible concentration; B = analyte found in the associated blank and concentration in sample is less than 10X the concentration in the associated blank; J = concentration less than lowest calibration equivalent.
(2) Reporting Limit (Code): S = sample detection limit; M = method detection limit; L = lowest calibration level equivalent; Q = contract defined limit.
(3) May co-elute with Cyclopenta(cd)pyrene.
(4) May co-elute with Triphenylene.
(5) May co-elute with Dibenz[a,c]anthracene.

These data are validated and reported as accurate and in accord with AXYS Analytical Services Ltd. ISO17025 compliant quality assurance processes.
Signed: _____Celine Vaillant_____

For Axys Internal Use Only [XSL Template: Pest1A.xsl; Created: 03-Jun-2015 08:49:16; Application: XMLTransformer-1.14.12;
Report Filename: PAH_PAH_LO_LPAR_L23192-14_Form1A_PH5S1751.D_SJ1891193.html; Workgroup: WG51224; Design ID: 2591]

AXYS METHOD MLA-021 Rev 12

Form 2

ANALYSIS REPORT

CLIENT SAMPLE NO.
133 Middle
Sample Collection:
N/A

AXYS ANALYTICAL SERVICES
2045 MILLS RD., SIDNEY, B.C., CANADA
V8L 5X2 TEL (250) 655-5800 FAX (250) 655-5811

Contract No.:	4765	**Lab Sample I.D.:**	L23192-14
Matrix:	TISSUE	**Sample Size:**	1.02 g (wet)
Sample Receipt Date:	13-May-2015	**Initial Calibration Date:**	19-Jan-2015
Extraction Date:	14-May-2015	**Instrument ID:**	LR GC/MS
Analysis Date:	29-May-2015 **Time:** 08:46:00	**GC Column ID:**	RTX5
Extract Volume (uL):	500	**Sample Data Filename:**	**PH5S1751.D**
Injection Volume (uL):	1.0	**Blank Data Filename:**	PH5S1735.D
Dilution Factor:	N/A	**Cal. Ver. Data Filename:**	PH5S1745.D
Concentration Units:	ng absolute	**% Moisture:**	9.82

This page is part of a total report that contains information necessary for accreditation compliance.
This test is not NELAP accredited. Sample results relate only to the sample tested.

LABELED COMPOUND	LAB FLAG [1]	SPIKE CONC.	CONC. FOUND	R(%) [2]	ION ABUND. RATIO	RRT
Naphthalene d-8		2000	1130	56.4	0.08	0.605
2-Methylnaphthalene d-10		2000	1120	56.2	0.17	0.754
2,6-Dimethylnaphthalene d-12		2020	1120	55.4	0.81	0.895
Acenaphthylene d-8		2000	1260	62.9	0.16	0.961
Dibenzothiophene d-8		2010	1210	60.2	0.09	0.791
Phenanthrene d-10		2010	1570	78.0	0.15	0.807
Fluoranthene d-10		2010	1760	87.7	0.18	0.971
Benzo[a]anthracene d-12		2000	1700	85.1	0.25	1.165
Chrysene d-12		2000	1830	91.6	0.27	1.170
Benzo[b]fluoranthene d-12		2020	1760	87.2	0.22	0.958
Benzo[k]fluoranthene d-12		2010	1820	90.9	0.21	0.962
Benzo[a]pyrene d-12		2010	1800	89.9	0.21	1.008
Perylene d-12		2010	1700	84.8	0.26	1.023
Dibenzo[a,h]anthracene d-14		2000	1800	89.8	0.29	1.211
Indeno[1,2,3-cd]pyrene d-12		2000	1790	89.4	0.18	1.207
Benzo[ghi]perylene d-12		2010	1770	88.4	0.20	1.238

(1) Where applicable, custom lab flags have been used on this report.
(2) R% = percent recovery.

These data are validated and reported as accurate and in accord with AXYS Analytical Services Ltd. ISO17025 compliant quality assurance processes.
Signed: _____Celine Vaillant_____

For Axys Internal Use Only [XSL Template: Pest2.xsl; Created: 03-Jun-2015 08:49:16; Application: XMLTransformer-1.14.12;
Report Filename: PAH_PAH_LO_LPAR_L23192-14_Form2_PH5S1751.D_SJ1891193.html; Workgroup: WG51224; Design ID: 2591]

AXYS METHOD MLA-021 Rev 12

Form 1A

ANALYSIS REPORT

CLIENT SAMPLE NO.
135 Bottom
Sample Collection:
N/A

AXYS ANALYTICAL SERVICES
2045 MILLS RD., SIDNEY, B.C., CANADA
V8L 5X2 TEL (250) 655-5800 FAX (250) 655-5811

Contract No.:	4765	**Lab Sample I.D.:**	L23192-15
Matrix:	TISSUE	**Sample Size:**	1.01 g (wet)
Sample Receipt Date:	13-May-2015	**Initial Calibration Date:**	19-Jan-2015
Extraction Date:	14-May-2015	**Instrument ID:**	LR GC/MS
Analysis Date:	29-May-2015 **Time:** 09:35:00	**GC Column ID:**	RTX5
Extract Volume (uL):	500	**Sample Data Filename:**	**PH5S1752.D**
Injection Volume (uL):	1.0	**Blank Data Filename:**	PH5S1735.D
Dilution Factor:	N/A	**Cal. Ver. Data Filename:**	PH5S1745.D
Concentration Units:	ng/g (wet weight basis)	**% Moisture:**	7.89

This page is part of a total report that contains information necessary for accreditation compliance.
This test is not NELAP accredited. Sample results relate only to the sample tested.

COMPOUND	CAS NO.	LAB FLAG [1]	CONC. FOUND	REPORTING LIMIT (RL)[2]	ION ABUND. RATIO	RRT
Naphthalene	91-20-3	B J	24.0	2.78 (S)	0.08	1.007
Acenaphthylene	208-96-8	K J	0.938	0.779 (S)	0.25	1.003
Acenaphthene	83-32-9		61.0	2.54 (S)	1.15	1.048
Fluorene	86-73-7	J	18.2	1.76 (S)	0.91	0.844
Phenanthrene	85-01-8		1070	0.617 (S)	0.19	1.004
Anthracene	120-12-7		204	0.607 (S)	0.20	1.012
Fluoranthene	206-44-0		3080	1.42 (S)	0.20	1.002
Pyrene	129-00-0		2510	1.35 (S)	0.21	1.032
Benz[a]anthracene [3]	56-55-3		1850	4.22 (S)	0.28	1.003
Chrysene [4]	218-01-9		2130	4.60 (S)	0.31	1.003
Benzo[b]fluoranthene	205-99-2		2260	8.22 (S)	0.22	1.004
Benzo[j,k]fluoranthenes			1960	8.27 (S)	0.20	1.002
Benzo[e]pyrene	192-97-2		1870	11.2 (S)	0.22	0.996
Benzo[a]pyrene	50-32-8		2290	11.1 (S)	0.22	1.004
Perylene	198-55-0		651	12.1 (S)	0.22	1.004
Dibenz[a,h]anthracene [5]	53-70-3		403	9.29 (S)	0.14	1.003
Indeno[1,2,3-cd]pyrene	193-39-5		1730	8.16 (S)	0.22	1.003
Benzo[ghi]perylene	191-24-2		1650	7.38 (S)	0.21	1.003
2-Methylnaphthalene	91-57-6	B J	13.6	2.71 (S)	0.95	1.010
2,6-Dimethylnaphthalene	581-42-0	U		3.27 (S)		
2,3,5-Trimethylnaphthalene	2245-38-7	K J	1.85	1.14 (S)	1.52	1.232
1-Methylphenanthrene	832-69-9		67.3	2.46 (S)	0.62	1.111
Dibenzothiophene	132-65-0	J	40.2	1.37 (S)	0.10	1.003

(1) Where applicable, custom lab flags have been used on this report; U = not detected at RL; K = peak detected but did not meet quantification criteria, result reported represents the estimated maximum possible concentration; B = analyte found in the associated blank and concentration in sample is less than 10X the concentration in the associated blank; J = concentration less than lowest calibration equivalent.
(2) Reporting Limit (Code): S = sample detection limit; M = method detection limit; L = lowest calibration level equivalent; Q = contract defined limit.
(3) May co-elute with Cyclopenta(cd)pyrene.
(4) May co-elute with Triphenylene.
(5) May co-elute with Dibenz[a,c]anthracene.

These data are validated and reported as accurate and in accord with AXYS Analytical Services Ltd. ISO17025 compliant quality assurance processes.
Signed: _____Celine Vaillant_____

For Axys Internal Use Only [XSL Template: Pest1A.xsl; Created: 03-Jun-2015 08:49:16; Application: XMLTransformer-1.14.12;
Report Filename: PAH_PAH_LO_LPAR_L23192-15_Form1A_PH5S1752.D_SJ1891194.html; Workgroup: WG51224; Design ID: 2591]

AXYS METHOD MLA-021 Rev 12

Form 2

ANALYSIS REPORT

CLIENT SAMPLE NO.
135 Bottom
Sample Collection:
N/A

AXYS ANALYTICAL SERVICES
2045 MILLS RD., SIDNEY, B.C., CANADA
V8L 5X2 TEL (250) 655-5800 FAX (250) 655-5811

Contract No.:	4765	**Lab Sample I.D.:**	L23192-15
Matrix:	TISSUE	**Sample Size:**	1.01 g (wet)
Sample Receipt Date:	13-May-2015	**Initial Calibration Date:**	19-Jan-2015
Extraction Date:	14-May-2015	**Instrument ID:**	LR GC/MS
Analysis Date:	29-May-2015 **Time:** 09:35:00	**GC Column ID:**	RTX5
Extract Volume (uL):	500	**Sample Data Filename:**	**PH5S1752.D**
Injection Volume (uL):	1.0	**Blank Data Filename:**	PH5S1735.D
Dilution Factor:	N/A	**Cal. Ver. Data Filename:**	PH5S1745.D
Concentration Units:	ng absolute	**% Moisture:**	7.89

This page is part of a total report that contains information necessary for accreditation compliance.
This test is not NELAP accredited. Sample results relate only to the sample tested.

LABELED COMPOUND	LAB FLAG [1]	SPIKE CONC.	CONC. FOUND	R(%) [2]	ION ABUND. RATIO	RRT
Naphthalene d-8		2000	962	48.1	0.09	0.605
2-Methylnaphthalene d-10		2000	1030	51.4	0.17	0.754
2,6-Dimethylnaphthalene d-12		2020	1080	53.6	0.82	0.895
Acenaphthylene d-8		2000	1140	56.9	0.16	0.961
Dibenzothiophene d-8		2010	1270	63.2	0.09	0.791
Phenanthrene d-10		2010	1760	87.4	0.15	0.807
Fluoranthene d-10		2010	1810	90.3	0.17	0.971
Benzo[a]anthracene d-12		2000	1550	77.4	0.25	1.165
Chrysene d-12		2000	1610	80.5	0.28	1.170
Benzo[b]fluoranthene d-12		2020	1760	87.4	0.22	0.958
Benzo[k]fluoranthene d-12		2010	1810	90.4	0.21	0.962
Benzo[a]pyrene d-12		2010	1720	85.6	0.21	1.008
Perylene d-12		2010	1670	83.1	0.26	1.023
Dibenzo[a,h]anthracene d-14		2000	1500	75.1	0.29	1.211
Indeno[1,2,3-cd]pyrene d-12		2000	1540	77.1	0.18	1.207
Benzo[ghi]perylene d-12		2010	1550	77.1	0.20	1.238

(1) Where applicable, custom lab flags have been used on this report.
(2) R% = percent recovery.

These data are validated and reported as accurate and in accord with AXYS Analytical Services Ltd. ISO17025 compliant quality assurance processes.
Signed: _____Celine Vaillant_____

For Axys Internal Use Only [XSL Template: Pest2.xsl; Created: 03-Jun-2015 08:49:16; Application: XMLTransformer-1.14.12;
Report Filename: PAH_PAH_LO_LPAR_L23192-15_Form2_PH5S1752.D_SJ1891194.html; Workgroup: WG51224; Design ID: 2591]

AXYS METHOD MLA-021 Rev 12

Form 1A

ANALYSIS REPORT

CLIENT SAMPLE NO.
Lab Blank
Sample Collection:
N/A

AXYS ANALYTICAL SERVICES
2045 MILLS RD., SIDNEY, B.C., CANADA
V8L 5X2 TEL (250) 655-5800 FAX (250) 655-5811

Contract No.:	4765	**Lab Sample I.D.:**	WG51224-101
Matrix:	CANOLA OIL	**Sample Size:**	1.00 g
Sample Receipt Date:	N/A	**Initial Calibration Date:**	19-Jan-2015
Extraction Date:	14-May-2015	**Instrument ID:**	LR GC/MS
Analysis Date:	28-May-2015 **Time:** 20:12:00	**GC Column ID:**	RTX5
Extract Volume (uL):	500	**Sample Data Filename:**	**PH5S1735.D**
Injection Volume (uL):	1.0	**Blank Data Filename:**	PH5S1735.D
Dilution Factor:	N/A	**Cal. Ver. Data Filename:**	PH5S1731.D

Concentration Units: ng/g

This page is part of a total report that contains information necessary for accreditation compliance.
This test is not NELAP accredited. Sample results relate only to the sample tested.

COMPOUND	CAS NO.	LAB FLAG [1]	CONC. FOUND	REPORTING LIMIT (RL)[2]	ION ABUND. RATIO	RRT
Naphthalene	91-20-3	K J	5.48	1.34 (S)	0.13	1.007
Acenaphthylene	208-96-8	U		0.494 (S)		
Acenaphthene	83-32-9	U		1.13 (S)		
Fluorene	86-73-7	U		0.451 (S)		
Phenanthrene	85-01-8	J	2.12	0.440 (S)	0.20	1.004
Anthracene	120-12-7	U		0.432 (S)		
Fluoranthene	206-44-0	J	0.724	0.147 (S)	0.18	1.002
Pyrene	129-00-0	J	1.05	0.140 (S)	0.23	1.033
Benz[a]anthracene [3]	56-55-3	U		0.269 (S)		
Chrysene [4]	218-01-9	J	0.537	0.255 (S)	0.33	1.002
Benzo[b]fluoranthene	205-99-2	U		0.523 (S)		
Benzo[j,k]fluoranthenes		U		0.532 (S)		
Benzo[e]pyrene	192-97-2	U		1.32 (S)		
Benzo[a]pyrene	50-32-8	U		1.31 (S)		
Perylene	198-55-0	U		1.30 (S)		
Dibenz[a,h]anthracene [5]	53-70-3	U		1.78 (S)		
Indeno[1,2,3-cd]pyrene	193-39-5	U		0.751 (S)		
Benzo[ghi]perylene	191-24-2	U		0.686 (S)		
2-Methylnaphthalene	91-57-6	J	2.26	1.19 (S)	0.93	1.010
2,6-Dimethylnaphthalene	581-42-0	U		2.60 (S)		
2,3,5-Trimethylnaphthalene	2245-38-7	U		0.802 (S)		
1-Methylphenanthrene	832-69-9	U		0.542 (S)		
Dibenzothiophene	132-65-0	K J	0.795	0.329 (S)	0.12	1.003

(1) Where applicable, custom lab flags have been used on this report; U = not detected at RL; K = peak detected but did not meet quantification criteria, result reported represents the estimated maximum possible concentration; J = concentration less than lowest calibration equivalent.
(2) Reporting Limit (Code): S = sample detection limit; M = method detection limit; L = lowest calibration level equivalent; Q = contract defined limit.
(3) May co-elute with Cyclopenta(cd)pyrene.
(4) May co-elute with Triphenylene.
(5) May co-elute with Dibenz[a,c]anthracene.

These data are validated and reported as accurate and in accord with AXYS Analytical Services Ltd. ISO17025 compliant quality assurance processes.
Signed: _____Celine Vaillant_____

For Axys Internal Use Only [XSL Template: Pest1A.xsl; Created: 03-Jun-2015 08:49:16; Application: XMLTransformer-1.14.12;
Report Filename: PAH_PAH_LO_LPAR_WG51224-101_Form1A_PH5S1735.D_SJ1891180.html; Workgroup: WG51224; Design ID: 2591]

AXYS METHOD MLA-021 Rev 12

Form 2

ANALYSIS REPORT

CLIENT SAMPLE NO.
Lab Blank
Sample Collection:
N/A

AXYS ANALYTICAL SERVICES
2045 MILLS RD., SIDNEY, B.C., CANADA
V8L 5X2 TEL (250) 655-5800 FAX (250) 655-5811

Contract No.:	4765	**Lab Sample I.D.:**	WG51224-101
Matrix:	CANOLA OIL	**Sample Size:**	1.00 g
Sample Receipt Date:	N/A	**Initial Calibration Date:**	19-Jan-2015
Extraction Date:	14-May-2015	**Instrument ID:**	LR GC/MS
Analysis Date:	28-May-2015 **Time:** 20:12:00	**GC Column ID:**	RTX5
Extract Volume (uL):	500	**Sample Data Filename:**	**PH5S1735.D**
Injection Volume (uL):	1.0	**Blank Data Filename:**	PH5S1735.D
Dilution Factor:	N/A	**Cal. Ver. Data Filename:**	PH5S1731.D
Concentration Units:	ng absolute		

This page is part of a total report that contains information necessary for accreditation compliance.
This test is not NELAP accredited. Sample results relate only to the sample tested.

LABELED COMPOUND	LAB FLAG [1]	SPIKE CONC.	CONC. FOUND	R(%) [2]	ION ABUND. RATIO	RRT
Naphthalene d-8		2000	947	47.4	0.09	0.605
2-Methylnaphthalene d-10		2000	1080	53.8	0.17	0.754
2,6-Dimethylnaphthalene d-12		2020	1230	61.2	0.81	0.896
Acenaphthylene d-8		2000	1210	60.6	0.16	0.961
Dibenzothiophene d-8		2010	1140	56.7	0.09	0.791
Phenanthrene d-10		2010	1610	80.1	0.15	0.807
Fluoranthene d-10		2010	1740	86.7	0.17	0.971
Benzo[a]anthracene d-12		2000	1530	76.7	0.25	1.165
Chrysene d-12		2000	1710	85.3	0.27	1.170
Benzo[b]fluoranthene d-12		2020	1760	87.3	0.22	0.958
Benzo[k]fluoranthene d-12		2010	1780	88.7	0.21	0.962
Benzo[a]pyrene d-12		2010	986	49.2	0.21	1.008
Perylene d-12		2010	1000	50.0	0.26	1.023
Dibenzo[a,h]anthracene d-14		2000	1600	80.1	0.29	1.211
Indeno[1,2,3-cd]pyrene d-12		2000	1650	82.4	0.19	1.207
Benzo[ghi]perylene d-12		2010	1620	80.7	0.20	1.238

(1) Where applicable, custom lab flags have been used on this report.
(2) R% = percent recovery.

These data are validated and reported as accurate and in accord with AXYS Analytical Services Ltd. ISO17025 compliant quality assurance processes.
Signed: _____Celine Vaillant_____

For Axys Internal Use Only [XSL Template: Pest2.xsl; Created: 03-Jun-2015 08:49:16; Application: XMLTransformer-1.14.12;
Report Filename: PAH_PAH_LO_LPAR_WG51224-101_Form2_PH5S1735.D_SJ1891180.html; Workgroup: WG51224; Design ID: 2591]

AXYS METHOD MLA-021 Rev 12

Form 8A
ONGOING PRECISION AND RECOVERY (OPR)

AXYS ANALYTICAL SERVICES
2045 MILLS RD., SIDNEY, B.C., CANADA
V8L 5X2 TEL (250) 655-5800 FAX (250) 655-5811

Contract No.: 4765 **OPR Data Filename:** **PH5S1732.D**

Matrix: TISSUE **Lab Sample I.D.:** WG51224-102

Extraction Date: 14-May-2015 **Analysis Date:** 28-May-2015 **Time:** 17:45:00

ALL CONCENTRATIONS REPORTED ON THIS FORM ARE CONCENTRATIONS IN EXTRACT, BASED ON 100 uL EXTRACT.

COMPOUND	CAS NO.	LAB FLAG [1]	ION ABUND. RATIO	SPIKE CONC. (ng/mL)	CONC. FOUND (ng/mL)	OPR CONC. LIMITS (ng/mL)	% RECOVERY
Naphthalene	91-20-3		0.07	19700	21400	13800 - 25600	109
Acenaphthylene	208-96-8		0.20	19900	20900	13900 - 27800	105
Acenaphthene	83-32-9		1.18	20000	22400	14000 - 26000	112
Fluorene	86-73-7		1.02	19700	18400	11800 - 27500	93.4
Phenanthrene	85-01-8		0.19	19900	20900	14000 - 25900	105
Anthracene	120-12-7		0.19	19900	19400	14000 - 25900	97.5
Fluoranthene	206-44-0		0.20	20000	21400	14000 - 26000	107
Pyrene	129-00-0		0.21	19700	20300	13800 - 25600	103
Benz[a]anthracene	56-55-3		0.28	19800	21300	13800 - 25700	108
Chrysene	218-01-9		0.30	20000	21100	14000 - 26000	105
Benzo[b]fluoranthene	205-99-2		0.21	19900	20500	13900 - 25900	103
Benzo[j,k]fluoranthenes			0.21	19900	21400	13900 - 25800	108
Benzo[e]pyrene	192-97-2		0.21	20100	22800	14000 - 26100	114
Benzo[a]pyrene	50-32-8		0.22	20000	21300	14000 - 26000	107
Perylene	198-55-0		0.21	20100	21600	14000 - 26100	108
Dibenz[a,h]anthracene	53-70-3		0.16	20100	22000	14000 - 26100	110
Indeno[1,2,3-cd]pyrene	193-39-5		0.20	19800	21200	13900 - 25800	107
Benzo[ghi]perylene	191-24-2		0.21	19800	21100	13900 - 25800	107
2-Methylnaphthalene	91-57-6		0.91	20500	22200	14400 - 26700	108
2,6-Dimethylnaphthalene	581-42-0		0.72	20200	21900	14100 - 26200	109
2,3,5-Trimethylnaphthalene	2245-38-7		0.95	19600	24300	9810 - 29400	124
1-Methylphenanthrene	832-69-9		0.61	16400	18400	8180 - 24500	112
Dibenzothiophene	132-65-0		0.09	20100	21100	12100 - 28100	105

(1) Where applicable, custom lab flags have been used on this report.

These data are validated and reported as accurate and in accord with AXYS Analytical Services Ltd. ISO17025 compliant quality assurance processes.
Signed: _____Celine Vaillant_____

These pages are part of a larger report that may contain information necessary for full data evaluation. Results reported relate only to the sample tested.

For Axys Internal Use Only [XSL Template: Pest8A.xsl; Created: 03-Jun-2015 08:49:16; Application: XMLTransformer-1.14.12;
Report Filename: PAH_PAH_LO_LPAR_WG51224-102_Form8A_SJ1891178.html; Workgroup: WG51224; Design ID: 2591]

AXYS METHOD MLA-021 Rev 12

Form 8B
ONGOING PRECISION AND RECOVERY (OPR)

AXYS ANALYTICAL SERVICES
2045 MILLS RD., SIDNEY, B.C., CANADA
V8L 5X2 TEL (250) 655-5800 FAX (250) 655-5811

Contract No.: 4765 **OPR Data Filename:** **PH5S1732.D**

Matrix: TISSUE **Lab Sample I.D.:** WG51224-102

Extraction Date: 14-May-2015 **Analysis Date:** 28-May-2015 **Time:** 17:45:00

ALL CONCENTRATIONS REPORTED ON THIS FORM ARE CONCENTRATIONS IN EXTRACT, BASED ON 100 uL EXTRACT.

LABELED COMPOUND	CAS NO.	LAB FLAG [1]	ION ABUND. RATIO	SPIKE CONC. (ng/mL)	CONC. FOUND (ng/mL)	OPR CONC. LIMITS (ng/mL)	% RECOVERY
Naphthalene d-8	1146-65-2		0.09	20000	9280	3000-26000	46.4
2-Methylnaphthalene d-10	7297-45-2		0.17	20000	10300	4000-26000	51.4
2,6-Dimethylnaphthalene d-12	350820-12-1		0.79	20200	11400	4030-26200	56.5
Acenaphthylene d-8	93951-97-4		0.15	20000	12000	4000-26000	59.9
Dibenzothiophene d-8	33262-29-2		0.09	20100	14200	6030-26100	70.7
Phenanthrene d-10	1517-22-2		0.15	20100	17200	6030-26100	85.4
Fluoranthene d-10	93951-69-0		0.17	20100	17900	6020-26100	89.4
Benzo[a]anthracene d-12	1718-53-2		0.25	20000	16600	6000-26000	83.2
Chrysene d-12	1719-03-5		0.27	20000	17000	6000-26000	85.1
Benzo[b]fluoranthene d-12	93951-98-5		0.22	20200	18300	6060-26300	90.4
Benzo[k]fluoranthene d-12	93952-01-3		0.21	20100	18400	6020-26100	91.9
Benzo[a]pyrene d-12	63466-71-7		0.21	20100	17200	6020-26100	85.9
Perylene d-12	1520-96-3		0.27	20100	16500	6030-26100	82.3
Dibenzo[a,h]anthracene d-14	13250-98-1		0.29	20000	17200	6000-26000	86.0
Indeno[1,2,3-cd]pyrene d-12	203578-33-0		0.19	20000	16900	6000-26000	84.7
Benzo[ghi]perylene d-12	93951-66-7		0.20	20100	16500	6020-26100	82.2

(1) Where applicable, custom lab flags have been used on this report.

These data are validated and reported as accurate and in accord with AXYS Analytical Services Ltd. ISO17025 compliant quality assurance processes.
Signed: _____Celine Vaillant_____

These pages are part of a larger report that may contain information necessary for full data evaluation. Results reported relate only to the sample tested.

For Axys Internal Use Only [XSL Template: Pest8B.xsl; Created: 03-Jun-2015 08:49:16; Application: XMLTransformer-1.14.12;
Report Filename: PAH_PAH_LO_LPAR_WG51224-102_Form8B_SJ1891178.html; Workgroup: WG51224; Design ID: 2591]

Accreditation Scope

AXYS Analytical Services Ltd.
file ref.: ACC-101 Rev.22

				Pulp	Serum	Solids										Tissue						Urine	Water	Water, Drinking				Water, Non-Potable								
Compound Class	Compound	Accredited Method ID	AXYS Method ID	CALA	CALA	CALA	California DPH	Florida DOH	Minnesota DOH	New Jersey DEP	New York DOH	Virginia DGS	Washington DE	Maine DOH	ANAB	CALA	Florida DOH	Minnesota DOH	New Jersey DEP	Virginia DGS	ANAB	CALA	CALA	Florida DOH	Minnesota DOH	New Jersey DEP	ANAB	California DPH	Florida DOH	Minnesota DOH	New Jersey DEP	New York DOH	Virginia DGS	Washington DE	Maine DOH	ANAB	Pennsylvania DEP
BFR	DBDPE	AXYS MLA-033	MLA-033			Y										Y							Y													
	HBB	AXYS MLA-033	MLA-033			Y										Y							Y													
	PBEB	AXYS MLA-033	MLA-033			Y										Y							Y													
	BTBPE	AXYS MLA-033	MLA-033			Y										Y							Y													
BPA and MPE	4,4'-dihydroxy-2,2-diphenylpropane (Bisphenol A) (BPA)	AXYS MLA-059	MLA-059																			Y													
	Mono-(2-ethyl-5-hydroxyhexyl) phthalate (MEHHP)	AXYS MLA-059	MLA-059																			Y													
	Mono-(2-ethyl-5-oxohexyl) phthalate (MEOHP)	AXYS MLA-059	MLA-059																			Y													
	Mono-(3-carboxypropyl) phthalate (MCPP)	AXYS MLA-059	MLA-059																			Y													
	Mono-2-ethylhexyl phthalate (MEHP)	AXYS MLA-059	MLA-059																			Y													
	Mono-benzyl phthalate (MBzP)	AXYS MLA-059	MLA-059																			Y													
	Mono-butyl phthalate (MBP) (n + iso)	AXYS MLA-059	MLA-059																			Y													
	Mono-cyclohexyl phthalate (MCHP)	AXYS MLA-059	MLA-059																			Y													
	Mono-ethyl phthalate (MEP)	AXYS MLA-059	MLA-059																			Y													
	Mono-iso-nonyl phthalate (MiNP)	AXYS MLA-059	MLA-059																			Y													
	Mono-methyl phthalate (MMP)	AXYS MLA-059	MLA-059																			Y													
HBCDD	alpha-hexabromocyclododecane (a-HBCDD)	AXYS MLA-070	MLA-070		Y																														
	beta-hexabromocyclododecane (b-HBCDD)	AXYS MLA-070	MLA-070		Y																														
	gamma-hexabromocyclododecane (g-HBCDD)	AXYS MLA-070	MLA-070		Y																														
OC Pesticides	2,4'-DDD	AXYS MLA-007	MLA-007		Y	Y										Y							Y													
		AXYS MLA-028	MLA-028		Y	Y										Y							Y											Y			
	2,4'-DDE	AXYS MLA-007	MLA-007		Y	Y										Y							Y													
		AXYS MLA-028	MLA-028		Y	Y										Y							Y											Y			
	2,4'-DDT	AXYS MLA-007	MLA-007		Y	Y										Y							Y													
		AXYS MLA-028	MLA-028		Y	Y										Y							Y											Y			
	4,4'-DDD	AXYS MLA-007	MLA-007		Y	Y		Y							Y	Y							Y						Y						Y	
		AXYS MLA-028	MLA-028		Y	Y		Y							Y	Y							Y						Y					Y	Y	
		EPA 625	MLA-007																									Y	Y			Y	Y		Y	Y
		EPA 8270	MLA-007				Y	Y			Y	Y			Y	Y																				
	4,4'-DDE	AXYS MLA-007	MLA-007		Y	Y		Y							Y	Y							Y						Y						Y	
		AXYS MLA-028	MLA-028		Y	Y		Y							Y	Y							Y						Y					Y	Y	
		EPA 625	MLA-007																									Y	Y			Y	Y		Y	Y
		EPA 8270	MLA-007				Y	Y			Y	Y			Y	Y																				
	4,4'-DDT	AXYS MLA-007	MLA-007		Y	Y		Y							Y	Y							Y						Y						Y	
		AXYS MLA-028	MLA-028		Y	Y		Y							Y	Y							Y						Y					Y	Y	
		EPA 625	MLA-007																									Y	Y			Y	Y		Y	Y
		EPA 8270	MLA-007				Y	Y			Y	Y			Y	Y																				
	Aldrin	AXYS MLA-007	MLA-007		Y	Y		Y							Y	Y							Y						Y						Y	
		AXYS MLA-028	MLA-028		Y	Y		Y							Y	Y							Y						Y					Y	Y	
		EPA 625	MLA-007																									Y	Y			Y	Y		Y	Y
		EPA 8270	MLA-007				Y	Y			Y	Y			Y	Y																				
	Alpha-HCH	AXYS MLA-007	MLA-007		Y	Y		Y							Y	Y							Y						Y						Y	
		AXYS MLA-028	MLA-028		Y	Y		Y							Y	Y							Y						Y					Y	Y	
		EPA 625	MLA-007																									Y	Y			Y	Y		Y	Y
		EPA 8270	MLA-007				Y	Y			Y	Y			Y	Y																				
	Beta-HCH	AXYS MLA-007	MLA-007		Y	Y		Y							Y	Y							Y						Y						Y	
		AXYS MLA-028	MLA-028		Y	Y		Y							Y	Y							Y						Y					Y	Y	
		EPA 625	MLA-007																									Y	Y			Y	Y		Y	Y
		EPA 8270	MLA-007				Y	Y			Y	Y			Y	Y																				
	Chlordane, technical	AXYS MLA-007	MLA-007					Y							Y														Y						Y	
		EPA 625	MLA-007																									Y						Y		
		EPA 8270	MLA-007				Y	Y			Y	Y			Y	Y																				

Accreditation Scope

AXYS Analytical Services Ltd.
file ref.: ACC-101 Rev.22

Compound Class	Compound	Accredited Method ID	AXYS Method ID	Pulp	Serum	Solids									Tissue						Urine	Water	Water, Drinking				Water, Non-Potable								
				CALA	CALA	CALA	California DPH	Florida DOH	Minnesota DOH	New Jersey DEP	New York DOH	Virginia DGS	Washington DE	Maine DOH	ANAB	CALA	Florida DOH	Minnesota DOH	New Jersey DEP	Virginia DGS	ANAB	CALA	CALA	Florida DOH	Minnesota DOH	New Jersey DEP	ANAB	California DPH	Florida DOH	Minnesota DOH	New Jersey DEP	New York DOH	Virginia DGS	Washington DE	Maine DOH	ANAB	Pennsylvania DEP
	cis-Chlordane (alpha-Chlordane)	AXYS MLA-007	MLA-007		Y	Y		Y						Y	Y							Y						Y						Y	
		AXYS MLA-028	MLA-028		Y	Y		Y						Y	Y							Y						Y					Y	Y	
		EPA 8270	MLA-007					Y			Y			Y	Y													Y			Y			Y	Y	
	cis-Nonachlor	AXYS MLA-007	MLA-007		Y	Y									Y							Y													
		AXYS MLA-028	MLA-028		Y	Y									Y							Y											Y			
	Delta-HCH	AXYS MLA-007	MLA-007		Y	Y		Y						Y	Y							Y						Y						Y	
		AXYS MLA-028	MLA-028		Y	Y		Y						Y	Y							Y						Y					Y	Y	
		EPA 608	MLA-007																									Y				Y	Y		Y	
		EPA 8081	MLA-007					Y			Y	Y			Y																					
	Dieldrin	AXYS MLA-007	MLA-007		Y	Y		Y						Y	Y							Y						Y						Y	
		AXYS MLA-028	MLA-028		Y	Y		Y						Y	Y							Y						Y					Y	Y	
		EPA 608	MLA-007																									Y	Y			Y	Y		Y	
		EPA 8081	MLA-007				Y	Y			Y	Y		Y	Y																					
	Endosulphan I	AXYS MLA-007	MLA-007		Y	Y		Y						Y	Y							Y						Y						Y	
		AXYS MLA-028	MLA-028		Y	Y		Y						Y	Y							Y						Y					Y	Y	
		EPA 608	MLA-007																									Y	Y			Y	Y		Y	
		EPA 8081	MLA-007				Y	Y			Y	Y		Y	Y																					
	Endosulphan II	AXYS MLA-007	MLA-007		Y	Y		Y						Y	Y							Y						Y						Y	
		AXYS MLA-028	MLA-028		Y	Y		Y						Y	Y							Y						Y					Y	Y	
		EPA 608	MLA-007																									Y	Y			Y	Y		Y	
		EPA 8081	MLA-007				Y	Y			Y	Y		Y	Y																					
	Endosulphan sulphate	AXYS MLA-007	MLA-007		Y	Y		Y						Y	Y							Y						Y						Y	
		AXYS MLA-028	MLA-028		Y	Y		Y						Y	Y							Y						Y					Y	Y	
		EPA 608	MLA-007																									Y	Y			Y	Y		Y	
		EPA 8081	MLA-007				Y	Y			Y	Y		Y	Y																					
	Endrin	AXYS MLA-007	MLA-007		Y	Y		Y						Y	Y							Y						Y						Y	
		AXYS MLA-028	MLA-028		Y	Y		Y						Y	Y							Y						Y					Y	Y	
		EPA 608	MLA-007																									Y	Y			Y	Y		Y	
		EPA 8081	MLA-007				Y	Y			Y	Y		Y	Y																					
	Endrin aldehyde	AXYS MLA-007	MLA-007			Y		Y						Y								Y						Y						Y	
		AXYS MLA-028	MLA-028		Y	Y		Y						Y	Y							Y						Y					Y	Y	
		EPA 608	MLA-007																									Y	Y			Y	Y		Y	
		EPA 8081	MLA-007				Y	Y			Y	Y		Y	Y																					
	Endrin ketone	AXYS MLA-007	MLA-007		Y	Y		Y						Y	Y							Y						Y						Y	
		AXYS MLA-028	MLA-028		Y	Y		Y						Y	Y							Y						Y					Y	Y	
		EPA 8081	MLA-007					Y			Y			Y	Y																					
	Gamma-HCH (Lindane)	AXYS MLA-007	MLA-007		Y	Y		Y						Y	Y							Y						Y						Y	
		AXYS MLA-028	MLA-028		Y	Y		Y						Y	Y							Y						Y					Y	Y	
		EPA 625	MLA-007																									Y	Y			Y	Y		Y	
		EPA 8270	MLA-007				Y	Y			Y	Y		Y	Y																					
	Heptachlor	AXYS MLA-007	MLA-007		Y	Y		Y						Y	Y							Y						Y						Y	
		AXYS MLA-028	MLA-028		Y	Y		Y						Y	Y							Y						Y					Y	Y	
		EPA 625	MLA-007																									Y	Y			Y	Y		Y	
		EPA 8270	MLA-007				Y	Y			Y	Y		Y	Y																					
	Heptachlor epoxide	AXYS MLA-007	MLA-007		Y	Y		Y						Y	Y							Y						Y						Y	
		AXYS MLA-028	MLA-028		Y	Y		Y						Y	Y							Y						Y					Y	Y	
		EPA 608	MLA-007																									Y	Y			Y	Y		Y	
		EPA 8081	MLA-007				Y	Y			Y	Y		Y	Y																					
	Hexachlorobenzene	AXYS MLA-007	MLA-007		Y	Y		Y						Y	Y							Y						Y						Y	
		AXYS MLA-028	MLA-028		Y	Y		Y						Y	Y							Y						Y					Y	Y	
		EPA 1625	MLA-007																									Y	Y			Y				

Accreditation Scope

AXYS Analytical Services Ltd.
file ref.: ACC-101 Rev.22

Compound Class	Compound	Accredited Method ID	AXYS Method ID	Pulp	Serum	Solids									Tissue						Urine	Water	Water, Drinking				Water, Non-Potable								
				CALA	CALA	CALA	California DPH	Florida DOH	Minnesota DOH	New Jersey DEP	New York DOH	Virginia DGS	Washington DE	Maine DOH	ANAB	CALA	Florida DOH	Minnesota DOH	New Jersey DEP	Virginia DGS	ANAB	CALA	CALA	Florida DOH	Minnesota DOH	New Jersey DEP	ANAB	California DPH	Florida DOH	Minnesota DOH	New Jersey DEP	New York DOH	Virginia DGS	Washington DE	Maine DOH	ANAB	Pennsylvania DEP
		EPA 8270	MLA-007				Y	Y			Y	Y		Y	Y																				
	Methoxychlor	AXYS MLA-007	MLA-007		Y	Y		Y							Y	Y						Y						Y							Y	
		AXYS MLA-028	MLA-028		Y	Y		Y							Y	Y						Y						Y						Y	Y	
		EPA 608	MLA-007																									Y				Y	Y		Y	
		EPA 8081	MLA-007				Y	Y			Y	Y		Y	Y																					
		SM6630B	MLA-007																									Y								
	Mirex	AXYS MLA-007	MLA-007		Y	Y		Y							Y	Y						Y						Y							Y	
		AXYS MLA-028	MLA-028		Y	Y									Y	Y						Y						Y						Y	Y	
		EPA 8270	MLA-007					Y			Y																		Y			Y	Y		Y	Y
	Oxychlordane	AXYS MLA-007	MLA-007		Y	Y										Y						Y													
		AXYS MLA-028	MLA-028		Y	Y										Y						Y												Y		
	trans-Chlordane (gamma-Chlordane)	AXYS MLA-007	MLA-007		Y	Y		Y							Y	Y						Y						Y							Y	
		AXYS MLA-028	MLA-028		Y	Y		Y							Y	Y						Y						Y						Y	Y	
		EPA 8270	MLA-007					Y			Y			Y	Y														Y			Y			Y	Y
	trans-Nonachlor	AXYS MLA-007	MLA-007		Y	Y										Y																			
		AXYS MLA-028	MLA-028		Y	Y										Y						Y												Y		
PAH	1,2,6-Trimethylphenanthrene	AXYS MLA-021	MLA-021			Y																Y													
	1,2-Dimethylnaphthalene	AXYS MLA-021	MLA-021			Y																Y													
	1,4,6,7-Tetramethylnaphthalene	AXYS MLA-021	MLA-021			Y																Y													
	1,7-Dimethylfluorene	AXYS MLA-021	MLA-021			Y																Y													
	1,7-Dimethylphenanthrene	AXYS MLA-021	MLA-021			Y																Y													
	1,8-Dimethylphenanthrene	AXYS MLA-021	MLA-021			Y																Y													
	1-Methylchrysene	AXYS MLA-021	MLA-021			Y																Y													
	1-Methylnaphthalene	AXYS MLA-021	MLA-021			Y																Y													
	1-Methylphenanthrene	AXYS MLA-021	MLA-021			Y																Y													
	2,3,5-Trimethylnaphthalene	AXYS MLA-021	MLA-021			Y																Y													
	2,3,6-Trimethylnaphthalene	AXYS MLA-021	MLA-021			Y																Y													
	2,4-Dimethyldibenzothiophene	AXYS MLA-021	MLA-021			Y																Y													
	2,6-Dimethylnaphthalene	AXYS MLA-021	MLA-021			Y																Y													
	2,6-Dimethylphenanthrene	AXYS MLA-021	MLA-021			Y																Y													
	2/3-Methyldibenzothiophenes	AXYS MLA-021	MLA-021			Y																Y													
	2-Methylanthracene	AXYS MLA-021	MLA-021			Y																Y													
	2-Methylfluorene	AXYS MLA-021	MLA-021			Y																Y													
	2-methylnaphthalene	AXYS MLA-021	MLA-021			Y		Y							Y							Y													
		EPA 8270	MLA-021				Y	Y			Y				Y																					
	2-Methylphenanthrene	AXYS MLA-021	MLA-021			Y																Y													
	3,6-Dimethylphenanthrene	AXYS MLA-021	MLA-021			Y																Y													
	3-Methylfluoranthene/ Benzo(a)fluorene	AXYS MLA-021	MLA-021			Y																Y													
	3-Methylphenanthrene	AXYS MLA-021	MLA-021			Y																Y													
	5,9-Dimethylchrysene	AXYS MLA-021	MLA-021			Y																Y													
	5/6-Methylchrysenes	AXYS MLA-021	MLA-021			Y																Y													
	7-Methylbenzo(a)pyrene	AXYS MLA-021	MLA-021			Y																Y													
	9/4-Methylphenanthrenes	AXYS MLA-021	MLA-021			Y																Y													
	Acenaphthene	AXYS MLA-021	MLA-021			Y		Y							Y	Y						Y						Y							Y	
		EPA 1625	MLA-021																									Y	Y			Y	Y		Y	
		EPA 8270	MLA-021				Y	Y			Y	Y		Y	Y																					
	Acenaphthylene	AXYS MLA-021	MLA-021			Y		Y							Y	Y						Y						Y							Y	
		EPA 1625	MLA-021																									Y	Y			Y	Y		Y	
		EPA 8270	MLA-021				Y	Y			Y	Y		Y	Y																					
	Anthracene	AXYS MLA-021	MLA-021			Y		Y							Y	Y						Y						Y							Y	
		EPA 1625	MLA-021																									Y	Y			Y	Y			

Accreditation Scope

AXYS Analytical Services Ltd.
file ref.: ACC-101 Rev.22

Compound Class	Compound	Accredited Method ID	AXYS Method ID	Pulp	Serum	Solids									Tissue						Urine	Water	Water, Drinking				Water, Non-Potable								
				CALA	CALA	CALA	California DPH	Florida DOH	Minnesota DOH	New Jersey DEP	New York DOH	Virginia DGS	Washington DE	Maine DOH	ANAB	CALA	Florida DOH	Minnesota DOH	New Jersey DEP	Virginia DGS	ANAB	CALA	CALA	Florida DOH	Minnesota DOH	New Jersey DEP	ANAB	California DPH	Florida DOH	Minnesota DOH	New Jersey DEP	New York DOH	Virginia DGS	Washington DE	Maine DOH	ANAB	Pennsylvania DEP
		EPA 8270	MLA-021				Y	Y			Y	Y		Y	Y																				
	Benz[a]anthracene	AXYS MLA-021	MLA-021			Y		Y							Y	Y						Y							Y							Y	
		EPA 1625	MLA-021																								Y	Y			Y	Y			Y	
		EPA 8270	MLA-021				Y	Y			Y	Y		Y	Y																					
	Benzo[a]pyrene	AXYS MLA-021	MLA-021			Y		Y							Y	Y						Y							Y							Y	
		EPA 1625	MLA-021																								Y	Y			Y	Y			Y	
		EPA 8270	MLA-021				Y	Y			Y	Y		Y	Y																					
	Benzo[b]fluoranthene	AXYS MLA-021	MLA-021			Y		Y							Y	Y						Y							Y							Y	
		EPA 1625	MLA-021																								Y	Y			Y	Y		Y	Y	
		EPA 8270	MLA-021				Y	Y			Y	Y		Y	Y																					
	Benzo[e]pyrene	AXYS MLA-021	MLA-021			Y										Y						Y														
	Benzo[ghi]perylene	AXYS MLA-021	MLA-021			Y		Y							Y	Y						Y							Y							Y	
		EPA 1625	MLA-021																								Y	Y			Y	Y			Y	
		EPA 8270	MLA-021				Y	Y			Y	Y		Y	Y																					
	Benzo[j/k]fluoranthenes	AXYS MLA-021	MLA-021													Y						Y														
	Benzo[k]fluoranthene	AXYS MLA-021	MLA-021					Y							Y							Y							Y							Y	
		EPA 1625	MLA-021																								Y	Y			Y	Y		Y	Y	
		EPA 8270	MLA-021				Y	Y			Y			Y	Y																					
	Biphenyl	AXYS MLA-021	MLA-021			Y																Y														
	C1-Acenaphthenes	AXYS MLA-021	MLA-021			Y																Y														
	C1-Benz(a)anthracenes/chrysenes	AXYS MLA-021	MLA-021			Y																Y														
	C1-Benzofluoranthenes/ Benzopyrenes	AXYS MLA-021	MLA-021			Y																Y														
	C1-Biphenyls	AXYS MLA-021	MLA-021			Y																Y														
	C1-Dibenzothiophene	AXYS MLA-021	MLA-021			Y																Y														
	C1-Fluoranthenes/Pyrenes	AXYS MLA-021	MLA-021			Y																Y														
	C1-Fluorenes	AXYS MLA-021	MLA-021			Y																Y														
	C1-Naphthalenes	AXYS MLA-021	MLA-021			Y																Y														
	C1-Phenanthrenes/Anthracenes	AXYS MLA-021	MLA-021			Y																Y														
	C2-Benz(a)anthracenes/Chrysenes	AXYS MLA-021	MLA-021			Y																Y														
	C2-Benzofluoranthenes/ Benzopyrenes	AXYS MLA-021	MLA-021			Y																Y														
	C2-Biphenyls	AXYS MLA-021	MLA-021			Y																Y														
	C2-Dibenzothiophene	AXYS MLA-021	MLA-021			Y																Y														
	C2-Fluoranthenes/Pyrenes	AXYS MLA-021	MLA-021			Y																Y														
	C2-Fluorenes	AXYS MLA-021	MLA-021			Y																Y														
	C2-Naphthalenes	AXYS MLA-021	MLA-021			Y																Y														
	C2-Phenanthrenes/Anthracenes	AXYS MLA-021	MLA-021			Y																Y														
	C3-Benz(a)anthracenes/Chrysenes	AXYS MLA-021	MLA-021			Y																Y														
	C3-Dibenzothiophene	AXYS MLA-021	MLA-021			Y																Y														
	C3-Fluoranthenes/Pyrenes	AXYS MLA-021	MLA-021			Y																Y														
	C3-Fluorenes	AXYS MLA-021	MLA-021			Y																Y														
	C3-Naphthalenes	AXYS MLA-021	MLA-021			Y																Y														
	C3-Phenanthrenes/Anthracenes	AXYS MLA-021	MLA-021			Y																Y														
	C4-Benz(a)anthracenes/Chrysenes	AXYS MLA-021	MLA-021			Y																Y														
	C4-Dibenzothiophene	AXYS MLA-021	MLA-021			Y																Y														
	C4-Fluoranthenes/Pyrenes	AXYS MLA-021	MLA-021			Y																Y														
	C4-Naphthalenes	AXYS MLA-021	MLA-021			Y																Y														
	C4-Phenanthrenes/Anthracenes	AXYS MLA-021	MLA-021			Y																Y														
	Chrysene	AXYS MLA-021	MLA-021			Y		Y							Y	Y						Y							Y							Y	
		EPA 1625	MLA-021																								Y	Y			Y	Y			Y	
		EPA 8270	MLA-021				Y	Y			Y	Y		Y	Y																					
	Dibenz[ah]anthracene	AXYS MLA-021	MLA-021			Y										Y						Y														

Accreditation Scope

AXYS Analytical Services Ltd.
file ref.: ACC-101 Rev.22

Compound Class	Compound	Accredited Method ID	AXYS Method ID	Pulp	Serum	Solids									Tissue						Urine	Water	Water, Drinking				Water, Non-Potable								
				CALA	CALA	CALA	California DPH	Florida DOH	Minnesota DOH	New Jersey DEP	New York DOH	Virginia DGS	Washington DE	Maine DOH	ANAB	CALA	Florida DOH	Minnesota DOH	New Jersey DEP	Virginia DGS	ANAB	CALA	CALA	Florida DOH	Minnesota DOH	New Jersey DEP	ANAB	California DPH	Florida DOH	Minnesota DOH	New Jersey DEP	New York DOH	Virginia DGS	Washington DE	Maine DOH	ANAB	Pennsylvania DEP
	Dibenzo[ah]anthracene	AXYS MLA-021	MLA-021					Y							Y													Y							Y	
		EPA 1625	MLA-021																								Y	Y			Y	Y			Y	
		EPA 8270	MLA-021				Y	Y			Y	Y		Y	Y																					
	Dibenzothiophene	AXYS MLA-021	MLA-021			Y																Y														
	Fluoranthene	AXYS MLA-021	MLA-021			Y		Y							Y	Y						Y							Y							Y	
		EPA 1625	MLA-021																								Y	Y			Y	Y			Y	
		EPA 8270	MLA-021				Y	Y			Y	Y		Y	Y																					
	Fluorene	AXYS MLA-021	MLA-021			Y		Y							Y	Y						Y							Y							Y	
		EPA 1625	MLA-021																								Y	Y			Y	Y			Y	
		EPA 8270	MLA-021				Y	Y			Y	Y		Y	Y																					
	Indeno[1,2,3-cd]pyrene	AXYS MLA-021	MLA-021			Y		Y							Y	Y						Y							Y							Y	
		EPA 1625	MLA-021																								Y	Y			Y	Y			Y	
		EPA 8270	MLA-021				Y	Y			Y	Y		Y	Y																					
	Naphthalene	AXYS MLA-021	MLA-021			Y		Y							Y	Y						Y							Y							Y	
		EPA 1625	MLA-021																								Y	Y			Y	Y			Y	
		EPA 8270	MLA-021				Y	Y			Y	Y		Y	Y																					
	Perylene	AXYS MLA-021	MLA-021			Y									Y							Y														
	Phenanthrene	AXYS MLA-021	MLA-021			Y		Y							Y	Y						Y							Y							Y	
		EPA 1625	MLA-021																								Y	Y			Y	Y			Y	
		EPA 8270	MLA-021				Y	Y			Y	Y		Y	Y																					
	Pyrene	AXYS MLA-021	MLA-021			Y		Y							Y	Y						Y							Y							Y	
		EPA 1625	MLA-021																								Y	Y			Y	Y			Y	
		EPA 8270	MLA-021				Y	Y			Y	Y		Y	Y																					
	Retene	AXYS MLA-021	MLA-021			Y																Y														
Parabens	Benzylparaben (Benzyl 4-hydroxybenzoate)	AXYS MLA-064	MLA-064																			Y														
	Butylparaben (n-Butyl 4-hydroxybenzoate and isobutyl 4-hydroxybenzoate)	AXYS MLA-064	MLA-064																			Y														
	Ethylparaben (Ethyl 4-hydroxybenzoate)	AXYS MLA-064	MLA-064																			Y														
	Isopropylparaben (Isopropyl 4-hydroxybenzoate)	AXYS MLA-064	MLA-064																			Y														
	Methylparaben (Methyl 4-hydroxybenzoate)	AXYS MLA-064	MLA-064																			Y														
	n-Propylparaben (Propyl 4-hydroxybenzoate)	AXYS MLA-064	MLA-064																			Y														
PBDPE	BDE 10 2,6-dibromodiphenylether	EPA 1614	MLA-033										Y																					Y		
		AXYS MLA-033	MLA-033		Y	Y									Y							Y														
	BDE 100 2,2',4,4',6-pentabromodiphenylether	EPA 1614	MLA-033										Y																					Y		
		AXYS MLA-033	MLA-033		Y	Y									Y							Y														
	BDE 105 2,3,3',4,4'-pentabromodiphenylether	EPA 1614	MLA-033										Y																					Y		
		AXYS MLA-033	MLA-033		Y	Y									Y							Y														
	BDE 11 3,3'-dibromodiphenylether	EPA 1614	MLA-033										Y																					Y		
		AXYS MLA-033	MLA-033		Y	Y									Y							Y														
	BDE 116 2,3,4,5,6-pentabromodiphenylether	EPA 1614	MLA-033										Y																					Y		
		AXYS MLA-033	MLA-033		Y	Y									Y							Y														
	BDE 119 2,3',4,4',6-pentabromodiphenylether	EPA 1614	MLA-033										Y																					Y		
		AXYS MLA-033	MLA-033		Y	Y									Y							Y														
	BDE 12 3,4-dibromodiphenylether	EPA 1614	MLA-033										Y																					Y		
		AXYS MLA-033	MLA-033		Y	Y									Y							Y														
	BDE 126 3,3',4,4',5-pentabromodiphenylether	EPA 1614	MLA-033										Y																					Y		
		AXYS MLA-033	MLA-033		Y	Y									Y							Y														
	BDE 13 3,4'-dibromodiphenylether	EPA 1614	MLA-033										Y																					Y		
		AXYS MLA-033	MLA-033		Y	Y									Y							Y														
	BDE 140 2,2',3,4,4',6'-hexabromodiphenylether	EPA 1614	MLA-033										Y																					Y		
		AXYS MLA-033	MLA-033		Y	Y									Y							Y														
	BDE 15 4,4'-dibromodiphenylether	EPA 1614	MLA-033										Y																					Y		

Accreditation Scope

AXYS Analytical Services Ltd.
file ref.: ACC-101 Rev.22

Compound Class	Compound	Accredited Method ID	AXYS Method ID	Pulp	Serum	Solids									Tissue						Urine	Water	Water, Drinking				Water, Non-Potable								
				CALA	CALA	CALA	California DPH	Florida DOH	Minnesota DOH	New Jersey DEP	New York DOH	Virginia DGS	Washington DE	Maine DOH	ANAB	CALA	Florida DOH	Minnesota DOH	New Jersey DEP	Virginia DGS	ANAB	CALA	CALA	Florida DOH	Minnesota DOH	New Jersey DEP	ANAB	California DPH	Florida DOH	Minnesota DOH	New Jersey DEP	New York DOH	Virginia DGS	Washington DE	Maine DOH	ANAB	Pennsylvania DEP
		AXYS MLA-033	MLA-033		Y	Y									Y							Y													
	BDE 153 2,2',4,4',5,5'-hexabromodiphenylether	EPA 1614	MLA-033										Y																				Y		
		AXYS MLA-033	MLA-033		Y	Y									Y							Y													
	BDE 154 2,2',4,4',5',6-hexabromodiphenylether	EPA 1614	MLA-033										Y																				Y		
		AXYS MLA-033	MLA-033		Y	Y									Y							Y													
	BDE 155 2,2',4,4',6,6'-hexabromodiphenylether	EPA 1614	MLA-033										Y																				Y		
		AXYS MLA-033	MLA-033		Y	Y									Y							Y													
	BDE 166 2,3,4,4',5,6-hexabromodiphenylether	EPA 1614	MLA-033										Y																				Y		
		AXYS MLA-033	MLA-033		Y	Y									Y							Y													
	BDE 17 2,2',4-tribromodiphenylether	EPA 1614	MLA-033										Y																				Y		
		AXYS MLA-033	MLA-033		Y	Y									Y							Y													
	BDE 181 2,2',3,4,4',5,6-heptabromodiphenylether	EPA 1614	MLA-033										Y																				Y		
		AXYS MLA-033	MLA-033		Y	Y									Y							Y													
	BDE 190 2,3,3',4,4',5,6-heptabromodiphenylether	EPA 1614	MLA-033										Y																				Y		
		AXYS MLA-033	MLA-033		Y	Y									Y							Y													
	BDE 206 2,2',3,3',4,4',5,5',6-nonabromodiphenylether	EPA 1614	MLA-033										Y																				Y		
		AXYS MLA-033	MLA-033		Y	Y									Y							Y													
	BDE 207 2,2',3,3',4,4',5,6,6'-nonabromodiphenylether	EPA 1614	MLA-033										Y																				Y		
		AXYS MLA-033	MLA-033		Y	Y									Y							Y													
	BDE 208 2,2',3,3',4,5,5',6,6'-nonabromodiphenylether	EPA 1614	MLA-033										Y																				Y		
		AXYS MLA-033	MLA-033		Y	Y									Y							Y													
	BDE 209 Decabromodiphenylether	EPA 1614	MLA-033										Y																				Y		
		AXYS MLA-033	MLA-033		Y	Y									Y							Y													
	BDE 25 2,3',4-tribromodiphenylether	EPA 1614	MLA-033										Y																				Y		
		AXYS MLA-033	MLA-033		Y	Y									Y							Y													
	BDE 28 2,4,4'-tribromodiphenylether	EPA 1614	MLA-033										Y																				Y		
		AXYS MLA-033	MLA-033		Y	Y									Y							Y													
	BDE 30 2,4,6-tribromodiphenylether	EPA 1614	MLA-033										Y																				Y		
		AXYS MLA-033	MLA-033		Y	Y									Y							Y													
	BDE 35 3,3',4-tribromodiphenylether	EPA 1614	MLA-033										Y																				Y		
		AXYS MLA-033	MLA-033		Y	Y									Y							Y													
	BDE 37 3,4,4'-tribromodiphenylether	EPA 1614	MLA-033										Y																				Y		
		AXYS MLA-033	MLA-033		Y	Y									Y							Y													
	BDE 47 2,2',4,4'-tetrabromodiphenylether	EPA 1614	MLA-033										Y																				Y		
		AXYS MLA-033	MLA-033		Y	Y									Y							Y													
	BDE 49 2,2',4,5'-tetrabromodiphenylether	EPA 1614	MLA-033										Y																				Y		
		AXYS MLA-033	MLA-033		Y	Y									Y							Y													
	BDE 66 2,3',4,4'-tetrabromodiphenylether	EPA 1614	MLA-033										Y																				Y		
		AXYS MLA-033	MLA-033		Y	Y									Y							Y													
	BDE 7 2,4-dibromodiphenylether	EPA 1614	MLA-033										Y																				Y		
		AXYS MLA-033	MLA-033		Y	Y									Y							Y													
	BDE 75 2,4,4',6-tetrabromodiphenylether	EPA 1614	MLA-033										Y																				Y		
		AXYS MLA-033	MLA-033		Y	Y									Y							Y													
	BDE 77 3,3',4,4'-tetrabromodiphenylether	EPA 1614	MLA-033										Y																				Y		
		AXYS MLA-033	MLA-033		Y	Y									Y							Y													
	BDE 8 2,4'-dibromodiphenylether	EPA 1614	MLA-033										Y																				Y		
		AXYS MLA-033	MLA-033		Y	Y									Y							Y													
	BDE 85 2,2',3,4,4'-pentabromodiphenylether	EPA 1614	MLA-033										Y																				Y		
		AXYS MLA-033	MLA-033		Y	Y									Y							Y													
	BDE 99 2,2',4,4',5-pentabromodiphenylether	EPA 1614	MLA-033										Y																				Y		
		AXYS MLA-033	MLA-033		Y	Y									Y							Y													

Accreditation Scope

AXYS Analytical Services Ltd.
file ref.: ACC-101 Rev.22

Compound Class	Compound	Accredited Method ID	AXYS Method ID	Pulp	Serum	Solids										Tissue						Urine	Water	Water, Drinking				Water, Non-Potable								
				CALA	CALA	CALA	California DPH	Florida DOH	Minnesota DOH	New Jersey DEP	New York DOH	Virginia DGS	Washington DE	Maine DOH	ANAB	CALA	Florida DOH	Minnesota DOH	New Jersey DEP	Virginia DGS	ANAB	CALA	CALA	Florida DOH	Minnesota DOH	New Jersey DEP	ANAB	California DPH	Florida DOH	Minnesota DOH	New Jersey DEP	New York DOH	Virginia DGS	Washington DE	Maine DOH	ANAB	Pennsylvania DEP
	BDE-183 2,2',3,4,4',5',6-heptabromodiphenylether	EPA 1614	MLA-033										Y																				Y			
		AXYS MLA-033	MLA-033		Y	Y										Y							Y														
	BDE-33 2',3,4-tribromodiphenylether	EPA 1614	MLA-033										Y																				Y			
		AXYS MLA-033	MLA-033		Y	Y										Y							Y														
PCB	PCB 1 2-Chlorobiphenyl	EPA 1668	MLA-010					Y		Y	Y	Y	Y	Y	Y													Y		Y	Y	Y	Y		Y	Y
		AXYS MLA-010	MLA-010		Y	Y		Y							Y	Y							Y						Y								
	PCB 10 2,6-Dichlorobiphenyl	EPA 1668	MLA-010					Y		Y	Y	Y	Y		Y													Y		Y	Y	Y	Y		Y	Y
		AXYS MLA-010	MLA-010		Y	Y		Y							Y	Y							Y						Y								
	PCB 100 2,2',4,4',6-Pentachlorobiphenyl	EPA 1668	MLA-010					Y		Y	Y	Y	Y	Y	Y													Y		Y	Y	Y	Y		Y	Y
		AXYS MLA-010	MLA-010		Y	Y		Y							Y	Y							Y						Y								
	PCB 101 2,2',4,5,5'-Pentachlorobiphenyl	EPA 1668	MLA-010					Y		Y	Y	Y	Y	Y	Y													Y		Y	Y	Y	Y		Y	Y
		AXYS MLA-010	MLA-010		Y	Y		Y							Y	Y							Y						Y								
	PCB 101/90/89	AXYS MLA-007	MLA-007			Y										Y							Y														
	PCB 102 2,2',4,5,6'-Pentachlorobiphenyl	EPA 1668	MLA-010					Y		Y	Y	Y	Y	Y	Y													Y		Y	Y	Y	Y		Y	Y
		AXYS MLA-010	MLA-010		Y	Y		Y							Y	Y							Y						Y								
	PCB 103 2,2',4,5',6-Pentachlorobiphenyl	EPA 1668	MLA-010					Y		Y	Y	Y	Y	Y	Y													Y		Y	Y	Y	Y		Y	Y
		AXYS MLA-010	MLA-010		Y	Y		Y							Y	Y							Y						Y								
	PCB 104 2,2',4,6,6'-Pentachlorobiphenyl	EPA 1668	MLA-010					Y		Y	Y	Y	Y	Y	Y													Y		Y	Y	Y	Y		Y	Y
		AXYS MLA-010	MLA-010		Y	Y		Y							Y	Y							Y						Y								
	PCB 105 2,3,3',4,4'-Pentachlorobiphenyl	EPA 1668	MLA-010					Y		Y	Y	Y	Y	Y	Y													Y		Y	Y	Y	Y		Y	Y
		AXYS MLA-010	MLA-010		Y	Y		Y							Y	Y							Y						Y								
	PCB 105/127	AXYS MLA-007	MLA-007			Y										Y							Y														
	PCB 106 2,3,3',4,5-Pentachlorobiphenyl	EPA 1668	MLA-010					Y		Y	Y	Y	Y	Y	Y													Y		Y	Y	Y	Y		Y	Y
		AXYS MLA-010	MLA-010		Y	Y		Y							Y	Y							Y						Y								
	PCB 107 2,3,3',4',5-Pentachlorobiphenyl	EPA 1668	MLA-010					Y		Y	Y	Y	Y	Y	Y													Y		Y	Y	Y	Y		Y	Y
		AXYS MLA-010	MLA-010		Y	Y		Y							Y	Y							Y						Y								
	PCB 107/109	AXYS MLA-007	MLA-007			Y										Y							Y														
	PCB 108 2,3,3',4,5'-Pentachlorobiphenyl	EPA 1668	MLA-010					Y		Y	Y	Y	Y	Y	Y													Y		Y	Y	Y	Y		Y	Y
		AXYS MLA-010	MLA-010		Y	Y		Y							Y	Y							Y						Y								
	PCB 109 2,3,3',4,6-Pentachlorobiphenyl	EPA 1668	MLA-010					Y		Y	Y	Y	Y	Y	Y													Y		Y	Y	Y	Y		Y	Y
		AXYS MLA-010	MLA-010		Y	Y		Y							Y	Y							Y						Y								
	PCB 11 3,3'-Dichlorobiphenyl	EPA 1668	MLA-010					Y		Y	Y	Y	Y	Y	Y													Y		Y	Y	Y	Y		Y	Y
		AXYS MLA-010	MLA-010		Y	Y		Y							Y	Y							Y						Y								
	PCB 110 2,3,3',4',6-Pentachlorobiphenyl	AXYS MLA-007	MLA-007			Y										Y							Y														
		EPA 1668	MLA-010					Y		Y	Y	Y	Y	Y	Y													Y		Y	Y	Y	Y		Y	Y
		AXYS MLA-010	MLA-010		Y	Y		Y							Y	Y							Y						Y								
	PCB 111 2,3,3',5,5'-Pentachlorobiphenyl	EPA 1668	MLA-010					Y		Y	Y	Y	Y	Y	Y													Y		Y	Y	Y	Y		Y	Y
		AXYS MLA-010	MLA-010		Y	Y		Y							Y	Y							Y						Y								
	PCB 112 2,3,3',5,6-Pentachlorobiphenyl	EPA 1668	MLA-010					Y		Y	Y	Y	Y	Y	Y													Y		Y	Y	Y	Y		Y	Y
		AXYS MLA-010	MLA-010		Y	Y		Y							Y	Y							Y						Y								
	PCB 113 2,3,3',5',6-Pentachlorobiphenyl	EPA 1668	MLA-010					Y		Y	Y	Y	Y	Y	Y													Y		Y	Y	Y	Y		Y	Y
		AXYS MLA-010	MLA-010		Y	Y		Y							Y	Y							Y						Y								
	PCB 114 2,3,4,4',5-Pentachlorobiphenyl	EPA 1668	MLA-010					Y		Y	Y	Y	Y	Y	Y													Y		Y	Y	Y	Y		Y	Y
		AXYS MLA-010	MLA-010		Y	Y		Y							Y	Y							Y						Y								
	PCB 115 2,3,4,4',6-Pentachlorobiphenyl	EPA 1668	MLA-010					Y		Y	Y	Y	Y	Y	Y													Y		Y	Y	Y	Y		Y	Y
		AXYS MLA-010	MLA-010		Y	Y		Y							Y	Y							Y						Y								
	PCB 116 2,3,4,5,6-Pentachlorobiphenyl	EPA 1668	MLA-010					Y		Y	Y	Y	Y	Y	Y													Y		Y	Y	Y	Y		Y	Y
		AXYS MLA-010	MLA-010		Y	Y		Y							Y	Y							Y						Y								
	PCB 117 2,3,4',5,6-Pentachlorobiphenyl	EPA 1668	MLA-010					Y		Y	Y	Y	Y	Y	Y													Y		Y	Y	Y	Y		Y	Y
		AXYS MLA-010	MLA-010		Y	Y		Y							Y	Y							Y						Y								
	PCB 118 2,3',4,4',5-Pentachlorobiphenyl	AXYS MLA-901	MLA-901		Y																															

Accreditation Scope

AXYS Analytical Services Ltd.
file ref.: ACC-101 Rev.22

				Pulp	Serum	Solids										Tissue							Urine	Water	Water, Drinking				Water, Non-Potable									
Compound Class	Compound	Accredited Method ID	AXYS Method ID	CALA	CALA	CALA	California DPH	Florida DOH	Minnesota DOH	New Jersey DEP	New York DOH	Virginia DGS	Washington DE	Maine DOH	ANAB	CALA	Florida DOH	Minnesota DOH	New Jersey DEP	Virginia DGS	ANAB	CALA	CALA	Florida DOH	Minnesota DOH	New Jersey DEP	ANAB	California DPH	Florida DOH	Minnesota DOH	New Jersey DEP	New York DOH	Virginia DGS	Washington DE	Maine DOH	ANAB	Pennsylvania DEP
		EPA 1668	MLA-010					Y		Y	Y	Y	Y	Y	Y														Y		Y	Y	Y	Y		Y	Y
		AXYS MLA-010	MLA-010		Y	Y		Y							Y	Y							Y						Y							Y	
	PCB 118/116	AXYS MLA-007	MLA-007			Y										Y							Y														
	PCB 119 2,3',4,4',6-Pentachlorobiphenyl	EPA 1668	MLA-010					Y		Y	Y	Y	Y	Y	Y														Y		Y	Y	Y	Y		Y	Y
		AXYS MLA-010	MLA-010		Y	Y		Y							Y	Y							Y						Y							Y	
	PCB 12 3,4-Dichlorobiphenyl	EPA 1668	MLA-010					Y		Y	Y	Y	Y	Y	Y														Y		Y	Y	Y	Y		Y	Y
		AXYS MLA-010	MLA-010		Y	Y		Y							Y	Y							Y						Y							Y	
	PCB 120 2,3',4,5,5'-Pentachlorobiphenyl	EPA 1668	MLA-010					Y		Y	Y	Y	Y	Y	Y														Y		Y	Y	Y	Y		Y	Y
		AXYS MLA-010	MLA-010		Y	Y		Y							Y	Y							Y						Y							Y	
	PCB 121 2,3',4,5',6-Pentachlorobiphenyl	EPA 1668	MLA-010					Y		Y	Y	Y	Y	Y	Y														Y		Y	Y	Y	Y		Y	Y
		AXYS MLA-010	MLA-010		Y	Y		Y							Y	Y							Y						Y							Y	
	PCB 122 2,3,3',4',5'-Pentachlorobiphenyl	EPA 1668	MLA-010					Y		Y	Y	Y	Y	Y	Y														Y		Y	Y	Y	Y		Y	Y
		AXYS MLA-010	MLA-010		Y	Y		Y							Y	Y							Y						Y							Y	
	PCB 123 2,3',4,4',5'-Pentachlorobiphenyl	EPA 1668	MLA-010					Y		Y	Y	Y	Y	Y	Y														Y		Y	Y	Y	Y		Y	Y
		AXYS MLA-010	MLA-010		Y	Y		Y							Y	Y							Y						Y							Y	
	PCB 124 2,3',4',5,5'-Pentachlorobiphenyl	EPA 1668	MLA-010					Y		Y	Y	Y	Y	Y	Y														Y		Y	Y	Y	Y		Y	Y
		AXYS MLA-010	MLA-010		Y	Y		Y							Y	Y							Y						Y							Y	
	PCB 125 2,3',4',5',6-Pentachlorobiphenyl	EPA 1668	MLA-010					Y		Y	Y	Y	Y	Y	Y														Y		Y	Y	Y	Y		Y	Y
		AXYS MLA-010	MLA-010		Y	Y		Y							Y	Y							Y						Y							Y	
	PCB 126 3,3',4,4',5-Pentachlorobiphenyl	AXYS MLA-007	MLA-007			Y										Y							Y														
		EPA 1668	MLA-010					Y		Y	Y	Y	Y	Y	Y														Y		Y	Y	Y	Y		Y	Y
		AXYS MLA-010	MLA-010		Y	Y		Y							Y	Y							Y						Y							Y	
	PCB 127 3,3',4,5,5'-Pentachlorobiphenyl	EPA 1668	MLA-010					Y		Y	Y	Y	Y	Y	Y														Y		Y	Y	Y	Y		Y	Y
		AXYS MLA-010	MLA-010		Y	Y		Y							Y	Y							Y						Y							Y	
	PCB 128 2,2',3,3',4,4'-Hexachlorobiphenyl	AXYS MLA-007	MLA-007			Y										Y							Y														
		EPA 1668	MLA-010					Y		Y	Y	Y	Y	Y	Y														Y		Y	Y	Y	Y		Y	Y
		AXYS MLA-010	MLA-010		Y	Y		Y							Y	Y							Y						Y							Y	
	PCB 129 2,2',3,3',4,5-Hexachlorobiphenyl	AXYS MLA-007	MLA-007			Y										Y							Y														
		EPA 1668	MLA-010					Y		Y	Y	Y	Y	Y	Y														Y		Y	Y	Y	Y		Y	Y
		AXYS MLA-010	MLA-010		Y	Y		Y							Y	Y							Y						Y							Y	
	PCB 13 3,4'-Dichlorobiphenyl	EPA 1668	MLA-010					Y		Y	Y	Y	Y	Y	Y														Y		Y	Y	Y	Y		Y	Y
		AXYS MLA-010	MLA-010		Y	Y		Y							Y	Y							Y						Y							Y	
	PCB 130 2,2',3,3',4,5'-Hexachlorobiphenyl	AXYS MLA-007	MLA-007			Y										Y							Y														
		EPA 1668	MLA-010					Y		Y	Y	Y	Y		Y														Y		Y	Y	Y	Y		Y	Y
		AXYS MLA-010	MLA-010		Y	Y		Y							Y	Y							Y						Y							Y	
	PCB 131 2,2',3,3',4,6-Hexachlorobiphenyl	EPA 1668	MLA-010					Y		Y	Y	Y	Y	Y	Y														Y		Y	Y	Y	Y		Y	Y
		AXYS MLA-010	MLA-010		Y	Y		Y							Y	Y							Y						Y							Y	
	PCB 131/142	AXYS MLA-007	MLA-007			Y										Y							Y														
	PCB 132 2,2',3,3',4,6'-Hexachlorobiphenyl	EPA 1668	MLA-010					Y		Y	Y	Y	Y	Y	Y														Y		Y	Y	Y	Y		Y	Y
		AXYS MLA-010	MLA-010		Y	Y		Y							Y	Y							Y						Y							Y	
	PCB 133 2,2',3,3',5,5'-Hexachlorobiphenyl	EPA 1668	MLA-010					Y		Y	Y	Y	Y	Y	Y														Y		Y	Y	Y	Y		Y	Y
		AXYS MLA-010	MLA-010		Y	Y		Y							Y	Y							Y						Y							Y	
	PCB 134 2,2',3,3',5,6-Hexachlorobiphenyl	EPA 1668	MLA-010					Y		Y	Y	Y	Y	Y	Y														Y		Y	Y	Y	Y		Y	Y
		AXYS MLA-010	MLA-010		Y	Y		Y							Y	Y							Y						Y							Y	
	PCB 134/143	AXYS MLA-007	MLA-007			Y										Y							Y														
	PCB 135 2,2',3,3',5,6'-Hexachlorobiphenyl	EPA 1668	MLA-010					Y		Y	Y	Y	Y	Y	Y														Y		Y	Y	Y	Y		Y	Y
		AXYS MLA-010	MLA-010		Y	Y		Y							Y	Y							Y						Y							Y	
	PCB 136 2,2',3,3',6,6'-Hexachlorobiphenyl	AXYS MLA-007	MLA-007			Y										Y							Y														
		EPA 1668	MLA-010					Y		Y	Y	Y	Y	Y	Y														Y		Y	Y	Y	Y		Y	Y
		AXYS MLA-010	MLA-010		Y	Y		Y							Y	Y							Y						Y							Y	
	PCB 137 2,2',3,4,4',5-Hexachlorobiphenyl	AXYS MLA-007	MLA-007			Y										Y							Y														

Accreditation Scope

AXYS Analytical Services Ltd.
file ref.: ACC-101 Rev.22

Compound Class	Compound	Accredited Method ID	AXYS Method ID	Pulp	Serum	Solids										Tissue							Urine	Water	Water, Drinking				Water, Non-Potable									
				CALA	CALA	CALA	California DPH	Florida DOH	Minnesota DOH	New Jersey DEP	New York DOH	Virginia DGS	Washington DE	Maine DOH	ANAB	CALA	Florida DOH	Minnesota DOH	New Jersey DEP	Virginia DGS	ANAB	CALA	CALA	Florida DOH	Minnesota DOH	New Jersey DEP	ANAB	California DPH	Florida DOH	Minnesota DOH	New Jersey DEP	New York DOH	Virginia DGS	Washington DE	Maine DOH	ANAB	Pennsylvania DEP
		EPA 1668	MLA-010					Y		Y	Y	Y	Y	Y	Y														Y		Y	Y	Y	Y		Y	Y
		AXYS MLA-010	MLA-010		Y	Y		Y							Y	Y							Y						Y							Y	
	PCB 138 2,2',3,4,4',5'-Hexachlorobiphenyl	AXYS MLA-901	MLA-901		Y																																
		EPA 1668	MLA-010					Y		Y	Y	Y	Y	Y	Y														Y		Y	Y	Y	Y		Y	Y
		AXYS MLA-010	MLA-010		Y	Y		Y							Y	Y							Y						Y							Y	
	PCB 138/163/164	AXYS MLA-007	MLA-007			Y										Y							Y														
	PCB 139 2,2',3,4,4',6-Hexachlorobiphenyl	EPA 1668	MLA-010					Y		Y	Y	Y	Y	Y	Y														Y		Y	Y	Y	Y		Y	Y
		AXYS MLA-010	MLA-010		Y	Y		Y							Y	Y							Y						Y							Y	
	PCB 14 3,5-Dichlorobiphenyl	EPA 1668	MLA-010					Y		Y	Y	Y	Y	Y	Y														Y		Y	Y	Y	Y		Y	Y
		AXYS MLA-010	MLA-010		Y	Y		Y							Y	Y							Y						Y							Y	
	PCB 140 2,2',3,4,4',6'-Hexachlorobiphenyl	EPA 1668	MLA-010					Y		Y	Y	Y	Y	Y	Y														Y		Y	Y	Y	Y		Y	Y
		AXYS MLA-010	MLA-010		Y	Y		Y							Y	Y							Y						Y							Y	
	PCB 141 2,2',3,4,5,5'-Hexachlorobiphenyl	EPA 1668	MLA-010					Y		Y	Y	Y	Y	Y	Y														Y		Y	Y	Y	Y		Y	Y
		AXYS MLA-010	MLA-010		Y	Y		Y							Y	Y							Y						Y							Y	
	PCB 142 2,2',3,4,5,6-Hexachlorobiphenyl	EPA 1668	MLA-010					Y		Y	Y	Y	Y	Y	Y														Y		Y	Y	Y	Y		Y	Y
		AXYS MLA-010	MLA-010		Y	Y		Y							Y	Y							Y						Y							Y	
	PCB 143 2,2',3,4,5,6'-Hexachlorobiphenyl	EPA 1668	MLA-010					Y		Y	Y	Y	Y	Y	Y														Y		Y	Y	Y	Y		Y	Y
		AXYS MLA-010	MLA-010		Y	Y		Y							Y	Y							Y						Y							Y	
	PCB 144 2,2',3,4,5',6-Hexachlorobiphenyl	EPA 1668	MLA-010					Y		Y	Y	Y	Y	Y	Y														Y		Y	Y	Y	Y		Y	Y
		AXYS MLA-010	MLA-010		Y	Y		Y							Y	Y							Y						Y							Y	
	PCB 144/135	AXYS MLA-007	MLA-007			Y										Y							Y														
	PCB 145 2,2',3,4,6,6'-Hexachlorobiphenyl	EPA 1668	MLA-010					Y		Y	Y	Y	Y	Y	Y														Y		Y	Y	Y	Y		Y	Y
		AXYS MLA-010	MLA-010		Y	Y		Y							Y	Y							Y						Y							Y	
	PCB 146 2,2',3,4',5,5'-Hexachlorobiphenyl	AXYS MLA-007	MLA-007			Y										Y							Y														
		AXYS MLA-901	MLA-901		Y																																	
		EPA 1668	MLA-010					Y		Y	Y	Y	Y	Y	Y														Y		Y	Y	Y	Y		Y	Y
		AXYS MLA-010	MLA-010		Y	Y		Y							Y	Y							Y						Y							Y	
	PCB 147 2,2',3,4',5,6-Hexachlorobiphenyl	EPA 1668	MLA-010					Y		Y	Y	Y	Y	Y	Y														Y		Y	Y	Y	Y		Y	Y
		AXYS MLA-010	MLA-010		Y	Y		Y							Y	Y							Y						Y							Y	
	PCB 148 2,2',3,4',5,6'-Hexachlorobiphenyl	EPA 1668	MLA-010					Y		Y	Y	Y	Y	Y	Y														Y		Y	Y	Y	Y		Y	Y
		AXYS MLA-010	MLA-010		Y	Y		Y							Y	Y							Y						Y							Y	
	PCB 149 2,2',3,4',5',6-Hexachlorobiphenyl	EPA 1668	MLA-010					Y		Y	Y	Y	Y	Y	Y														Y		Y	Y	Y	Y		Y	Y
		AXYS MLA-010	MLA-010		Y	Y		Y							Y	Y							Y						Y							Y	
	PCB 149/139	AXYS MLA-007	MLA-007			Y										Y							Y														
	PCB 15 4,4'-Dichlorobiphenyl	AXYS MLA-007	MLA-007			Y										Y							Y														
		EPA 1668	MLA-010					Y		Y	Y	Y	Y	Y	Y														Y		Y	Y	Y	Y		Y	Y
		AXYS MLA-010	MLA-010		Y	Y		Y							Y	Y							Y						Y							Y	
	PCB 150 2,2',3,4',6,6'-Hexachlorobiphenyl	EPA 1668	MLA-010					Y		Y	Y	Y	Y	Y	Y														Y		Y	Y	Y	Y		Y	Y
		AXYS MLA-010	MLA-010		Y	Y		Y							Y	Y							Y						Y							Y	
	PCB 151 2,2',3,5,5',6-Hexachlorobiphenyl	AXYS MLA-007	MLA-007			Y										Y							Y														
		EPA 1668	MLA-010					Y		Y	Y	Y	Y	Y	Y														Y		Y	Y	Y	Y		Y	Y
		AXYS MLA-010	MLA-010		Y	Y		Y							Y	Y							Y						Y							Y	
	PCB 152 2,2',3,5,6,6'-Hexachlorobiphenyl	EPA 1668	MLA-010					Y		Y	Y	Y	Y	Y	Y														Y		Y	Y	Y	Y		Y	Y
		AXYS MLA-010	MLA-010		Y	Y		Y							Y	Y							Y						Y							Y	
	PCB 153 2,2',4,4',5,5'-Hexachlorobiphenyl	AXYS MLA-007	MLA-007			Y										Y							Y														
		AXYS MLA-901	MLA-901		Y																																	
		EPA 1668	MLA-010					Y		Y	Y	Y	Y	Y	Y														Y		Y	Y	Y	Y		Y	Y
		AXYS MLA-010	MLA-010		Y	Y		Y							Y	Y							Y						Y							Y	
	PCB 154 2,2',4,4',5,6'-Hexachlorobiphenyl	EPA 1668	MLA-010					Y		Y	Y	Y	Y	Y	Y														Y		Y	Y	Y	Y		Y	Y
		AXYS MLA-010	MLA-010		Y	Y		Y							Y	Y							Y						Y							Y	
	PCB 155 2,2',4,4',6,6'-Hexachlorobiphenyl	EPA 1668	MLA-010					Y		Y	Y	Y	Y	Y	Y														Y		Y	Y	Y	Y			

Accreditation Scope

AXYS Analytical Services Ltd.
file ref.: ACC-101 Rev.22

Compound Class	Compound	Accredited Method ID	AXYS Method ID	Pulp	Serum	Solids									Tissue							Urine	Water	Water, Drinking				Water, Non-Potable								
				CALA	CALA	CALA	California DPH	Florida DOH	Minnesota DOH	New Jersey DEP	New York DOH	Virginia DGS	Washington DE	Maine DOH	ANAB	CALA	Florida DOH	Minnesota DOH	New Jersey DEP	Virginia DGS	ANAB	CALA	CALA	Florida DOH	Minnesota DOH	New Jersey DEP	ANAB	California DPH	Florida DOH	Minnesota DOH	New Jersey DEP	New York DOH	Virginia DGS	Washington DE	Maine DOH	ANAB	Pennsylvania DEP
		AXYS MLA-010	MLA-010		Y	Y		Y						Y	Y							Y						Y							Y	
	PCB 156 2,3,3',4,4',5-Hexachlorobiphenyl	AXYS MLA-007	MLA-007			Y									Y							Y														
		AXYS MLA-901	MLA-901		Y																																
		EPA 1668	MLA-010					Y		Y	Y	Y	Y	Y	Y														Y		Y	Y	Y	Y		Y	Y
		AXYS MLA-010	MLA-010		Y	Y		Y							Y	Y							Y						Y							Y	
	PCB 157 2,3,3',4,4',5'-Hexachlorobiphenyl	AXYS MLA-007	MLA-007			Y									Y							Y														
		EPA 1668	MLA-010					Y		Y	Y	Y	Y	Y	Y														Y		Y	Y	Y	Y		Y	Y
		AXYS MLA-010	MLA-010		Y	Y		Y							Y	Y							Y						Y							Y	
	PCB 158 2,3,3',4,4',6-Hexachlorobiphenyl	EPA 1668	MLA-010					Y		Y	Y	Y	Y	Y	Y														Y		Y	Y	Y	Y		Y	Y
		AXYS MLA-010	MLA-010		Y	Y		Y							Y	Y							Y						Y							Y	
	PCB 158/160	AXYS MLA-007	MLA-007			Y									Y							Y														
	PCB 159 2,3,3',4,5,5'-Hexachlorobiphenyl	AXYS MLA-007	MLA-007			Y									Y							Y														
		EPA 1668	MLA-010					Y		Y	Y	Y	Y	Y	Y														Y		Y	Y	Y	Y		Y	Y
		AXYS MLA-010	MLA-010		Y	Y		Y							Y	Y							Y						Y							Y	
	PCB 16 2,2',3-Trichlorobiphenyl	EPA 1668	MLA-010					Y		Y	Y	Y	Y	Y	Y														Y		Y	Y	Y	Y		Y	Y
		AXYS MLA-010	MLA-010		Y	Y		Y							Y	Y							Y						Y							Y	
	PCB 16/32	AXYS MLA-007	MLA-007			Y									Y							Y														
	PCB 160 2,3,3',4,5,6-Hexachlorobiphenyl	AXYS MLA-007	MLA-007			Y									Y							Y														
		EPA 1668	MLA-010					Y		Y	Y	Y	Y	Y	Y														Y		Y	Y	Y	Y		Y	Y
		AXYS MLA-010	MLA-010		Y	Y		Y							Y	Y							Y						Y							Y	
	PCB 161 2,3,3',4,5',6-Hexachlorobiphenyl	AXYS MLA-007	MLA-007			Y									Y							Y														
		EPA 1668	MLA-010					Y		Y	Y	Y	Y	Y	Y														Y		Y	Y	Y	Y		Y	Y
		AXYS MLA-010	MLA-010		Y	Y		Y							Y	Y							Y						Y							Y	
	PCB 162 2,3,3',4',5,5'-Hexachlorobiphenyl	EPA 1668	MLA-010					Y		Y	Y	Y	Y	Y	Y														Y		Y	Y	Y	Y		Y	Y
		AXYS MLA-010	MLA-010		Y	Y		Y							Y	Y							Y						Y							Y	
	PCB 163 2,3,3',4',5,6-Hexachlorobiphenyl	EPA 1668	MLA-010					Y		Y	Y	Y	Y	Y	Y														Y		Y	Y	Y	Y		Y	Y
		AXYS MLA-010	MLA-010		Y	Y		Y							Y	Y							Y						Y							Y	
	PCB 164 2,3,3',4',5',6-Hexachlorobiphenyl	EPA 1668	MLA-010					Y		Y	Y	Y	Y	Y	Y														Y		Y	Y	Y	Y		Y	Y
		AXYS MLA-010	MLA-010		Y	Y		Y							Y	Y							Y						Y							Y	
	PCB 165 2,3,3',5,5',6-Hexachlorobiphenyl	EPA 1668	MLA-010					Y		Y	Y	Y	Y	Y	Y														Y		Y	Y	Y	Y		Y	Y
		AXYS MLA-010	MLA-010		Y	Y		Y							Y	Y							Y						Y							Y	
	PCB 166 2,3,4,4',5,6-Hexachlorobiphenyl	EPA 1668	MLA-010					Y		Y	Y	Y	Y	Y	Y														Y		Y	Y	Y	Y		Y	Y
		AXYS MLA-010	MLA-010		Y	Y		Y							Y	Y							Y						Y							Y	
	PCB 167 2,3',4,4',5,5'-Hexachlorobiphenyl	EPA 1668	MLA-010					Y		Y	Y	Y	Y	Y	Y														Y		Y	Y	Y	Y		Y	Y
		AXYS MLA-010	MLA-010		Y	Y		Y							Y	Y							Y						Y							Y	
	PCB 168 2,3',4,4',5',6-Hexachlorobiphenyl	EPA 1668	MLA-010					Y		Y	Y	Y	Y	Y	Y														Y		Y	Y	Y	Y		Y	Y
		AXYS MLA-010	MLA-010		Y	Y		Y							Y	Y							Y						Y							Y	
	PCB 169 3,3',4,4',5,5'-Hexachlorobiphenyl	AXYS MLA-007	MLA-007			Y									Y							Y														
		EPA 1668	MLA-010					Y		Y	Y	Y	Y	Y	Y														Y		Y	Y	Y	Y		Y	Y
		AXYS MLA-010	MLA-010		Y	Y		Y							Y	Y							Y						Y							Y	
	PCB 17 2,2',4-Trichlorobiphenyl	AXYS MLA-007	MLA-007			Y									Y							Y														
		EPA 1668	MLA-010					Y		Y	Y	Y	Y	Y	Y														Y		Y	Y	Y	Y		Y	Y
		AXYS MLA-010	MLA-010		Y	Y		Y							Y	Y							Y						Y							Y	
	PCB 170 2,2',3,3',4,4',5-Heptachlorobiphenyl	AXYS MLA-901	MLA-901		Y																																
		EPA 1668	MLA-010					Y		Y	Y	Y	Y	Y	Y														Y		Y	Y	Y	Y		Y	Y
		AXYS MLA-010	MLA-010		Y	Y		Y							Y	Y							Y						Y							Y	
	PCB 170/190	AXYS MLA-007	MLA-007			Y									Y							Y														
	PCB 171 2,2',3,3',4,4',6-Heptachlorobiphenyl	AXYS MLA-007	MLA-007			Y									Y							Y														
		EPA 1668	MLA-010					Y		Y	Y	Y	Y	Y	Y														Y		Y	Y	Y	Y		Y	Y
		AXYS MLA-010	MLA-010		Y	Y		Y							Y	Y							Y						Y							Y	
	PCB 172 2,2',3,3',4,5,5'-Heptachlorobiphenyl	EPA 1668	MLA-010					Y		Y	Y	Y	Y		Y														Y		Y	Y	Y	Y			

Accreditation Scope

AXYS Analytical Services Ltd.
file ref.: ACC-101 Rev.22

Compound Class	Compound	Accredited Method ID	AXYS Method ID	Pulp	Serum	Solids									Tissue							Urine	Water	Water, Drinking				Water, Non-Potable									
				CALA	CALA	CALA	California DPH	Florida DOH	Minnesota DOH	New Jersey DEP	New York DOH	Virginia DGS	Washington DE	Maine DOH	ANAB	CALA	Florida DOH	Minnesota DOH	New Jersey DEP	Virginia DGS	ANAB	CALA	CALA	Florida DOH	Minnesota DOH	New Jersey DEP	ANAB	California DPH	Florida DOH	Minnesota DOH	New Jersey DEP	New York DOH	Virginia DGS	Washington DE	Maine DOH	ANAB	Pennsylvania DEP
		AXYS MLA-010	MLA-010		Y	Y		Y						Y	Y							Y						Y							Y	
	PCB 172/192	AXYS MLA-007	MLA-007			Y									Y							Y														
	PCB 173 2,2',3,3',4,5,6-Heptachlorobiphenyl	EPA 1668	MLA-010					Y		Y	Y	Y	Y		Y														Y		Y	Y	Y	Y		Y	Y
		AXYS MLA-010	MLA-010		Y	Y		Y						Y	Y							Y						Y							Y	
	PCB 174 2,2',3,3',4,5,6'-Heptachlorobiphenyl	EPA 1668	MLA-010					Y		Y	Y	Y	Y	Y	Y														Y		Y	Y	Y	Y		Y	Y
		AXYS MLA-010	MLA-010		Y	Y		Y						Y	Y							Y						Y							Y	
	PCB 174/181	AXYS MLA-007	MLA-007			Y									Y							Y														
	PCB 175 2,2',3,3',4,5',6-Heptachlorobiphenyl	AXYS MLA-007	MLA-007			Y									Y							Y														
		EPA 1668	MLA-010					Y		Y	Y	Y	Y	Y	Y														Y		Y	Y	Y	Y		Y	Y
		AXYS MLA-010	MLA-010		Y	Y		Y						Y	Y							Y						Y							Y	
	PCB 176 2,2',3,3',4,6,6'-Heptachlorobiphenyl	AXYS MLA-007	MLA-007			Y									Y							Y														
		EPA 1668	MLA-010					Y		Y	Y	Y	Y	Y	Y														Y		Y	Y	Y	Y		Y	Y
		AXYS MLA-010	MLA-010		Y	Y		Y						Y	Y							Y						Y							Y	
	PCB 177 2,2',3,3',4,5',6'-Heptachlorobiphenyl	AXYS MLA-007	MLA-007			Y									Y							Y														
		EPA 1668	MLA-010					Y		Y	Y	Y	Y	Y	Y														Y		Y	Y	Y	Y		Y	Y
		AXYS MLA-010	MLA-010		Y	Y		Y						Y	Y							Y						Y							Y	
	PCB 178 2,2',3,3',5,5',6-Heptachlorobiphenyl	AXYS MLA-007	MLA-007			Y									Y							Y														
		EPA 1668	MLA-010					Y		Y	Y	Y	Y	Y	Y														Y		Y	Y	Y	Y		Y	Y
		AXYS MLA-010	MLA-010		Y	Y		Y						Y	Y							Y						Y							Y	
	PCB 179 2,2',3,3',5,6,6'-Heptachlorobiphenyl	AXYS MLA-007	MLA-007			Y									Y							Y														
		EPA 1668	MLA-010					Y		Y	Y	Y	Y	Y	Y														Y		Y	Y	Y	Y		Y	Y
		AXYS MLA-010	MLA-010		Y	Y		Y						Y	Y							Y						Y							Y	
	PCB 18 2,2',5-Trichlorobiphenyl	AXYS MLA-007	MLA-007			Y									Y							Y														
		EPA 1668	MLA-010					Y		Y	Y	Y	Y	Y	Y														Y		Y	Y	Y	Y		Y	Y
		AXYS MLA-010	MLA-010		Y	Y		Y						Y	Y							Y						Y							Y	
	PCB 180 2,2',3,4,4',5,5'-Heptachlorobiphenyl	AXYS MLA-007	MLA-007			Y									Y							Y														
		AXYS MLA-901	MLA-901		Y																																
		EPA 1668	MLA-010					Y		Y	Y	Y	Y	Y	Y														Y		Y	Y	Y	Y		Y	Y
		AXYS MLA-010	MLA-010		Y	Y		Y						Y	Y							Y						Y							Y	
	PCB 181 2,2',3,4,4',5,6-Heptachlorobiphenyl	EPA 1668	MLA-010					Y		Y	Y	Y	Y	Y	Y														Y		Y	Y	Y	Y		Y	Y
		AXYS MLA-010	MLA-010		Y	Y		Y						Y	Y							Y						Y							Y	
	PCB 182 2,2',3,4,4',5,6'-Heptachlorobiphenyl	EPA 1668	MLA-010					Y		Y	Y	Y	Y	Y	Y														Y		Y	Y	Y	Y		Y	Y
		AXYS MLA-010	MLA-010		Y	Y		Y						Y	Y							Y						Y							Y	
	PCB 183 2,2',3,4,4',5',6-Heptachlorobiphenyl	AXYS MLA-007	MLA-007			Y									Y							Y														
		EPA 1668	MLA-010					Y		Y	Y	Y	Y	Y	Y														Y		Y	Y	Y	Y		Y	Y
		AXYS MLA-010	MLA-010		Y	Y		Y						Y	Y							Y						Y							Y	
	PCB 184 2,2',3,4,4',6,6'-Heptachlorobiphenyl	EPA 1668	MLA-010					Y		Y	Y	Y	Y	Y	Y														Y		Y	Y	Y	Y		Y	Y
		AXYS MLA-010	MLA-010		Y	Y		Y						Y	Y							Y						Y							Y	
	PCB 185 2,2',3,4,5,5',6-Heptachlorobiphenyl	AXYS MLA-007	MLA-007			Y									Y							Y														
		EPA 1668	MLA-010					Y		Y	Y	Y	Y	Y	Y														Y		Y	Y	Y	Y		Y	Y
		AXYS MLA-010	MLA-010		Y	Y		Y						Y	Y							Y						Y							Y	
	PCB 186 2,2',3,4,5,6,6'-Heptachlorobiphenyl	EPA 1668	MLA-010					Y		Y	Y	Y	Y	Y	Y														Y		Y	Y	Y	Y		Y	Y
		AXYS MLA-010	MLA-010		Y	Y		Y						Y	Y							Y						Y							Y	
	PCB 187 2,2',3,4',5,5',6-Heptachlorobiphenyl	AXYS MLA-901	MLA-901		Y																																
		EPA 1668	MLA-010					Y		Y	Y	Y	Y	Y	Y														Y		Y	Y	Y	Y		Y	Y
		AXYS MLA-010	MLA-010		Y	Y		Y						Y	Y							Y						Y							Y	
	PCB 187/182	AXYS MLA-007	MLA-007			Y									Y							Y														
	PCB 188 2,2',3,4',5,6,6'-Heptachlorobiphenyl	EPA 1668	MLA-010					Y		Y	Y	Y	Y	Y	Y														Y		Y	Y	Y	Y		Y	Y
		AXYS MLA-010	MLA-010		Y	Y		Y						Y	Y							Y						Y							Y	
	PCB 189 2,3,3',4,4',5,5'-Heptachlorobiphenyl	AXYS MLA-007	MLA-007			Y									Y							Y														
		EPA 1668	MLA-010					Y		Y	Y	Y	Y	Y	Y														Y		Y	Y	Y	Y		Y	Y

Accreditation Scope

AXYS Analytical Services Ltd.
file ref.: ACC-101 Rev.22

Compound Class	Compound	Accredited Method ID	AXYS Method ID	Pulp	Serum	Solids									Tissue							Urine	Water	Water, Drinking				Water, Non-Potable									
				CALA	CALA	CALA	California DPH	Florida DOH	Minnesota DOH	New Jersey DEP	New York DOH	Virginia DGS	Washington DE	Maine DOH	ANAB	CALA	Florida DOH	Minnesota DOH	New Jersey DEP	Virginia DGS	ANAB	CALA	CALA	Florida DOH	Minnesota DOH	New Jersey DEP	ANAB	California DPH	Florida DOH	Minnesota DOH	New Jersey DEP	New York DOH	Virginia DGS	Washington DE	Maine DOH	ANAB	Pennsylvania DEP
		AXYS MLA-010	MLA-010		Y	Y		Y						Y	Y							Y						Y							Y	
	PCB 19 2,2',6-Trichlorobiphenyl	AXYS MLA-007	MLA-007			Y									Y							Y														
		EPA 1668	MLA-010					Y		Y	Y	Y	Y	Y	Y														Y		Y	Y	Y	Y		Y	Y
		AXYS MLA-010	MLA-010		Y	Y		Y						Y	Y							Y							Y							Y	
	PCB 190 2,3,3',4,4',5,6-Heptachlorobiphenyl	EPA 1668	MLA-010					Y		Y	Y	Y	Y	Y															Y		Y	Y	Y	Y		Y	Y
		AXYS MLA-010	MLA-010		Y	Y		Y						Y	Y							Y							Y							Y	
	PCB 191 2,3,3',4,4',5',6-Heptachlorobiphenyl	AXYS MLA-007	MLA-007			Y									Y							Y														
		EPA 1668	MLA-010					Y		Y	Y	Y	Y	Y															Y		Y	Y	Y	Y		Y	Y
		AXYS MLA-010	MLA-010		Y	Y		Y						Y	Y							Y							Y							Y	
	PCB 192 2,3,3',4,5,5',6-Heptachlorobiphenyl	EPA 1668	MLA-010					Y		Y	Y	Y	Y	Y															Y		Y	Y	Y	Y		Y	Y
		AXYS MLA-010	MLA-010		Y	Y		Y						Y	Y							Y							Y							Y	
	PCB 193 2,3,3',4',5,5',6-Heptachlorobiphenyl	AXYS MLA-007	MLA-007			Y									Y							Y														
		EPA 1668	MLA-010					Y		Y	Y	Y	Y	Y															Y		Y	Y	Y	Y		Y	Y
		AXYS MLA-010	MLA-010		Y	Y		Y						Y	Y							Y							Y							Y	
	PCB 194 2,2',3,3',4,4',5,5'-Octachlorobiphenyl	AXYS MLA-007	MLA-007			Y									Y							Y														
		AXYS MLA-901	MLA-901		Y																																
		EPA 1668	MLA-010					Y		Y	Y	Y	Y	Y															Y		Y	Y	Y	Y		Y	Y
		AXYS MLA-010	MLA-010		Y	Y		Y						Y	Y							Y							Y							Y	
	PCB 195 2,2',3,3',4,4',5,6-Octachlorobiphenyl	AXYS MLA-007	MLA-007			Y									Y							Y														
		EPA 1668	MLA-010					Y		Y	Y	Y	Y	Y															Y		Y	Y	Y	Y		Y	Y
		AXYS MLA-010	MLA-010		Y	Y		Y						Y	Y							Y							Y							Y	
	PCB 196 2,2',3,3',4,4',5,6'-Octachlorobiphenyl	EPA 1668	MLA-010					Y		Y	Y	Y	Y	Y															Y		Y	Y	Y	Y		Y	Y
		AXYS MLA-010	MLA-010		Y	Y		Y						Y	Y							Y							Y							Y	
	PCB 196/203	AXYS MLA-007	MLA-007			Y									Y							Y														
	PCB 197 2,2',3,3',4,4',6,6'-Octachlorobiphenyl	AXYS MLA-007	MLA-007			Y									Y							Y														
		EPA 1668	MLA-010					Y		Y	Y	Y	Y		Y														Y		Y	Y	Y	Y		Y	Y
		AXYS MLA-010	MLA-010		Y	Y		Y						Y	Y							Y							Y							Y	
	PCB 198 2,2',3,3',4,5,5',6-Octachlorobiphenyl	AXYS MLA-007	MLA-007			Y									Y							Y														
		EPA 1668	MLA-010					Y		Y	Y	Y	Y	Y	Y														Y		Y	Y	Y	Y		Y	Y
		AXYS MLA-010	MLA-010		Y	Y		Y						Y	Y							Y							Y							Y	
	PCB 199 2,2',3,3',4,5,5',6'-Octachlorobiphenyl	AXYS MLA-007	MLA-007			Y									Y							Y														
		EPA 1668	MLA-010					Y		Y	Y	Y	Y		Y														Y		Y	Y	Y	Y		Y	Y
		AXYS MLA-010	MLA-010		Y	Y		Y						Y	Y							Y							Y							Y	
	PCB 2 3-Chlorobiphenyl	EPA 1668	MLA-010					Y		Y	Y	Y	Y	Y															Y		Y	Y	Y	Y		Y	Y
		AXYS MLA-010	MLA-010		Y	Y		Y						Y	Y							Y							Y							Y	
	PCB 20 2,3,3'-Trichlorobiphenyl	EPA 1668	MLA-010					Y		Y	Y	Y	Y	Y															Y		Y	Y	Y	Y		Y	Y
		AXYS MLA-010	MLA-010		Y	Y		Y						Y	Y							Y							Y							Y	
	PCB 200 2,2',3,3',4,5,6,6'-Octachlorobiphenyl	EPA 1668	MLA-010					Y		Y	Y	Y	Y	Y															Y		Y	Y	Y	Y		Y	Y
		AXYS MLA-010	MLA-010		Y	Y		Y						Y	Y							Y							Y							Y	
	PCB 201 2,2',3,3',4,5',6,6'-Octachlorobiphenyl	AXYS MLA-007	MLA-007			Y									Y							Y														
		EPA 1668	MLA-010					Y		Y	Y	Y	Y		Y														Y		Y	Y	Y	Y		Y	Y
		AXYS MLA-010	MLA-010		Y	Y		Y						Y	Y							Y							Y							Y	
	PCB 202 2,2',3,3',5,5',6,6'-Octachlorobiphenyl	EPA 1668	MLA-010					Y		Y	Y	Y	Y	Y															Y		Y	Y	Y	Y		Y	Y
		AXYS MLA-010	MLA-010		Y	Y		Y						Y	Y							Y							Y							Y	
	PCB 203 2,2',3,4,4',5,5',6-Octachlorobiphenyl	EPA 1668	MLA-010					Y		Y	Y	Y	Y	Y															Y		Y	Y	Y	Y		Y	Y
		AXYS MLA-010	MLA-010		Y	Y		Y						Y	Y							Y							Y							Y	
	PCB 204 2,2',3,4,4',5,6,6'-Octachlorobiphenyl	EPA 1668	MLA-010					Y		Y	Y	Y	Y	Y															Y		Y	Y	Y	Y		Y	Y
		AXYS MLA-010	MLA-010		Y	Y		Y						Y	Y							Y							Y							Y	
	PCB 205 2,3,3',4,4',5,5',6-Octachlorobiphenyl	AXYS MLA-007	MLA-007			Y									Y							Y														
		EPA 1668	MLA-010					Y		Y	Y	Y	Y	Y															Y		Y	Y	Y	Y		Y	Y
		AXYS MLA-010	MLA-010		Y	Y		Y						Y	Y							Y							Y							Y	

Accreditation Scope

AXYS Analytical Services Ltd.
file ref.: ACC-101 Rev.22

Compound Class	Compound	Accredited Method ID	AXYS Method ID	Pulp	Serum	Solids									Tissue							Urine	Water	Water, Drinking				Water, Non-Potable								
				CALA	CALA	CALA	California DPH	Florida DOH	Minnesota DOH	New Jersey DEP	New York DOH	Virginia DGS	Washington DE	Maine DOH	ANAB	CALA	Florida DOH	Minnesota DOH	New Jersey DEP	Virginia DGS	ANAB	CALA	CALA	Florida DOH	Minnesota DOH	New Jersey DEP	ANAB	California DPH	Florida DOH	Minnesota DOH	New Jersey DEP	New York DOH	Virginia DGS	Washington DE	Maine DOH	ANAB	Pennsylvania DEP
	PCB 206 2,2',3,3',4,4',5,5',6-Nonachlorobiphenyl	AXYS MLA-007	MLA-007			Y									Y								Y													
		EPA 1668	MLA-010					Y		Y	Y	Y	Y	Y	Y														Y		Y	Y	Y	Y		Y	Y
		AXYS MLA-010	MLA-010		Y	Y		Y							Y	Y							Y						Y							
	PCB 207 2,2',3,3',4,4',5,6,6'-Nonachlorobiphenyl	AXYS MLA-007	MLA-007			Y									Y								Y													
		EPA 1668	MLA-010					Y		Y	Y	Y	Y		Y														Y		Y	Y	Y	Y		Y	Y
		AXYS MLA-010	MLA-010		Y	Y		Y							Y	Y							Y						Y							
	PCB 208 2,2',3,3',4,5,5',6,6'-Nonachlorobiphenyl	AXYS MLA-007	MLA-007			Y									Y								Y													
		EPA 1668	MLA-010					Y		Y	Y	Y	Y		Y														Y		Y	Y	Y	Y		Y	Y
		AXYS MLA-010	MLA-010		Y	Y		Y							Y	Y							Y						Y							
	PCB 209 Decachlorobiphenyl	AXYS MLA-007	MLA-007			Y									Y								Y													
		EPA 1668	MLA-010					Y		Y	Y	Y	Y	Y	Y														Y		Y	Y	Y	Y		Y	Y
		AXYS MLA-010	MLA-010		Y	Y		Y							Y	Y							Y						Y							
	PCB 21 2,3,4-Trichlorobiphenyl	EPA 1668	MLA-010					Y		Y	Y	Y	Y	Y	Y														Y		Y	Y	Y	Y		Y	Y
		AXYS MLA-010	MLA-010		Y	Y		Y							Y	Y							Y						Y							
	PCB 22 2,3,4'-Trichlorobiphenyl	AXYS MLA-007	MLA-007			Y									Y								Y													
		EPA 1668	MLA-010					Y		Y	Y	Y	Y	Y	Y														Y		Y	Y	Y	Y		Y	Y
		AXYS MLA-010	MLA-010		Y	Y		Y							Y	Y							Y						Y							
	PCB 23 2,3,5-Trichlorobiphenyl	EPA 1668	MLA-010					Y		Y	Y	Y	Y		Y														Y		Y	Y	Y	Y		Y	Y
		AXYS MLA-010	MLA-010		Y	Y		Y							Y	Y							Y						Y							
	PCB 24 2,3,6-Trichlorobiphenyl	EPA 1668	MLA-010					Y		Y	Y	Y	Y	Y	Y														Y		Y	Y	Y	Y		Y	Y
		AXYS MLA-010	MLA-010		Y	Y		Y							Y	Y							Y						Y							
	PCB 24/27	AXYS MLA-007	MLA-007			Y									Y								Y													
	PCB 25 2,3',4-Trichlorobiphenyl	AXYS MLA-007	MLA-007			Y									Y								Y													
		EPA 1668	MLA-010					Y		Y	Y	Y	Y	Y	Y														Y		Y	Y	Y	Y		Y	Y
		AXYS MLA-010	MLA-010		Y	Y		Y							Y	Y							Y						Y							
	PCB 26 2,3',5-Trichlorobiphenyl	AXYS MLA-007	MLA-007			Y									Y								Y													
		EPA 1668	MLA-010					Y		Y	Y	Y	Y	Y	Y														Y		Y	Y	Y	Y		Y	Y
		AXYS MLA-010	MLA-010		Y	Y		Y							Y	Y							Y						Y							
	PCB 27 2,3',6-Trichlorobiphenyl	EPA 1668	MLA-010					Y		Y	Y	Y	Y	Y	Y														Y		Y	Y	Y	Y		Y	Y
		AXYS MLA-010	MLA-010		Y	Y		Y							Y	Y							Y						Y							
	PCB 28 2,4,4'-Trichlorobiphenyl	AXYS MLA-007	MLA-007			Y									Y								Y													
		EPA 1668	MLA-010					Y		Y	Y	Y	Y	Y	Y														Y		Y	Y	Y	Y		Y	Y
		AXYS MLA-010	MLA-010		Y	Y		Y							Y	Y							Y						Y							
	PCB 29 2,4,5-Trichlorobiphenyl	EPA 1668	MLA-010					Y		Y	Y	Y	Y		Y														Y		Y	Y	Y	Y		Y	Y
		AXYS MLA-010	MLA-010		Y	Y		Y							Y	Y							Y						Y							
	PCB 3 4-Chlorobiphenyl	EPA 1668	MLA-010					Y		Y	Y	Y	Y	Y	Y														Y		Y	Y	Y	Y		Y	Y
		AXYS MLA-010	MLA-010		Y	Y		Y							Y	Y							Y						Y							
	PCB 30 2,4,6-Trichlorobiphenyl	EPA 1668	MLA-010					Y		Y	Y	Y	Y	Y	Y														Y		Y	Y	Y	Y		Y	Y
		AXYS MLA-010	MLA-010		Y	Y		Y							Y	Y							Y						Y							
	PCB 31 2,4',5-Trichlorobiphenyl	AXYS MLA-007	MLA-007			Y									Y								Y													
		EPA 1668	MLA-010					Y		Y	Y	Y	Y	Y	Y														Y		Y	Y	Y	Y		Y	Y
		AXYS MLA-010	MLA-010		Y	Y		Y							Y	Y							Y						Y							
	PCB 32 2,4',6-Trichlorobiphenyl	EPA 1668	MLA-010					Y		Y	Y	Y	Y	Y	Y														Y		Y	Y	Y	Y		Y	Y
		AXYS MLA-010	MLA-010		Y	Y		Y							Y	Y							Y						Y							
	PCB 33 2,3',4'-Trichlorobiphenyl	EPA 1668	MLA-010					Y		Y	Y	Y	Y	Y	Y														Y		Y	Y	Y	Y		Y	Y
		AXYS MLA-010	MLA-010		Y	Y		Y							Y	Y							Y						Y							
	PCB 33/20/21	AXYS MLA-007	MLA-007			Y									Y								Y													
	PCB 34 2,3',5'-Trichlorobiphenyl	AXYS MLA-007	MLA-007			Y									Y								Y													
		EPA 1668	MLA-010					Y		Y	Y	Y	Y	Y	Y														Y		Y	Y	Y	Y		Y	Y
		AXYS MLA-010	MLA-010		Y	Y		Y							Y	Y							Y						Y							
	PCB 35 3,3',4-Trichlorobiphenyl	EPA 1668	MLA-010					Y		Y	Y	Y	Y	Y	Y														Y		Y	Y	Y	Y			

Accreditation Scope

AXYS Analytical Services Ltd.
file ref.: ACC-101 Rev.22

Compound Class	Compound	Accredited Method ID	AXYS Method ID	Pulp	Serum	Solids										Tissue							Urine	Water	Water, Drinking				Water, Non-Potable									
				CALA	CALA	CALA	California DPH	Florida DOH	Minnesota DOH	New Jersey DEP	New York DOH	Virginia DGS	Washington DE	Maine DOH	ANAB	CALA	Florida DOH	Minnesota DOH	New Jersey DEP	Virginia DGS	ANAB	CALA	CALA	Florida DOH	Minnesota DOH	New Jersey DEP	ANAB	California DPH	Florida DOH	Minnesota DOH	New Jersey DEP	New York DOH	Virginia DGS	Washington DE	Maine DOH	ANAB	Pennsylvania DEP
		AXYS MLA-010	MLA-010		Y	Y		Y						Y	Y							Y						Y							Y	
	PCB 36 3,3',5-Trichlorobiphenyl	EPA 1668	MLA-010					Y		Y	Y	Y	Y	Y	Y														Y		Y	Y	Y	Y	Y	Y	Y
		AXYS MLA-010	MLA-010		Y	Y		Y							Y	Y							Y						Y							Y	
	PCB 37 3,4,4'-Trichlorobiphenyl	EPA 1668	MLA-010					Y		Y	Y	Y	Y	Y	Y														Y		Y	Y	Y	Y	Y	Y	Y
		AXYS MLA-010	MLA-010		Y	Y		Y							Y	Y							Y						Y							Y	
	PCB 38 3,4,5-Trichlorobiphenyl	EPA 1668	MLA-010					Y		Y	Y	Y	Y	Y	Y														Y		Y	Y	Y	Y	Y	Y	Y
		AXYS MLA-010	MLA-010		Y	Y		Y							Y	Y							Y						Y							Y	
	PCB 39 3,4',5-Trichlorobiphenyl	EPA 1668	MLA-010					Y		Y	Y	Y	Y	Y	Y														Y		Y	Y	Y	Y	Y	Y	Y
		AXYS MLA-010	MLA-010		Y	Y		Y							Y	Y							Y						Y							Y	
	PCB 4 2,2'-Dichlorobiphenyl	EPA 1668	MLA-010					Y		Y	Y	Y	Y	Y	Y														Y		Y	Y	Y	Y	Y	Y	Y
		AXYS MLA-010	MLA-010		Y	Y		Y							Y	Y							Y						Y							Y	
	PCB 40 2,2',3,3'-Tetrachlorobiphenyl	AXYS MLA-007	MLA-007			Y										Y							Y														
		EPA 1668	MLA-010					Y		Y	Y	Y	Y	Y	Y														Y		Y	Y	Y	Y	Y	Y	Y
		AXYS MLA-010	MLA-010		Y	Y		Y							Y	Y							Y						Y							Y	
	PCB 41 2,2',3,4-Tetrachlorobiphenyl	EPA 1668	MLA-010					Y		Y	Y	Y	Y	Y	Y														Y		Y	Y	Y	Y	Y	Y	Y
		AXYS MLA-010	MLA-010		Y	Y		Y							Y	Y							Y						Y							Y	
	PCB 41/71/64/68	AXYS MLA-007	MLA-007			Y										Y							Y														
	PCB 42 2,2',3,4'-Tetrachlorobiphenyl	EPA 1668	MLA-010					Y		Y	Y	Y	Y	Y	Y														Y		Y	Y	Y	Y	Y	Y	Y
		AXYS MLA-010	MLA-010		Y	Y		Y							Y	Y							Y						Y							Y	
	PCB 42/59	AXYS MLA-007	MLA-007			Y										Y							Y														
	PCB 43 2,2',3,5-Tetrachlorobiphenyl	EPA 1668	MLA-010					Y		Y	Y	Y	Y	Y	Y														Y		Y	Y	Y	Y	Y	Y	Y
		AXYS MLA-010	MLA-010		Y	Y		Y							Y	Y							Y						Y							Y	
	PCB 44 2,2',3,5'-Tetrachlorobiphenyl	AXYS MLA-007	MLA-007			Y										Y							Y														
		EPA 1668	MLA-010					Y		Y	Y	Y	Y	Y	Y														Y		Y	Y	Y	Y	Y	Y	Y
		AXYS MLA-010	MLA-010		Y	Y		Y							Y	Y							Y						Y							Y	
	PCB 45 2,2',3,6-Tetrachlorobiphenyl	AXYS MLA-007	MLA-007			Y										Y							Y														
		EPA 1668	MLA-010					Y		Y	Y	Y	Y	Y	Y														Y		Y	Y	Y	Y	Y	Y	Y
		AXYS MLA-010	MLA-010		Y	Y		Y							Y	Y							Y						Y							Y	
	PCB 46 2,2',3,6'-Tetrachlorobiphenyl	AXYS MLA-007	MLA-007			Y										Y							Y														
		EPA 1668	MLA-010					Y		Y	Y	Y	Y	Y	Y														Y		Y	Y	Y	Y	Y	Y	Y
		AXYS MLA-010	MLA-010		Y	Y		Y							Y	Y							Y						Y							Y	
	PCB 47 2,2',4,4'-Tetrachlorobiphenyl	EPA 1668	MLA-010					Y		Y	Y	Y	Y	Y	Y														Y		Y	Y	Y	Y	Y	Y	Y
		AXYS MLA-010	MLA-010		Y	Y		Y							Y	Y							Y						Y							Y	
	PCB 47/48/75	AXYS MLA-007	MLA-007			Y										Y							Y														
	PCB 48 2,2',4,5-Tetrachlorobiphenyl	EPA 1668	MLA-010					Y		Y	Y	Y	Y	Y	Y														Y		Y	Y	Y	Y	Y	Y	Y
		AXYS MLA-010	MLA-010		Y	Y		Y							Y	Y							Y						Y							Y	
	PCB 49 2,2',4,5'-Tetrachlorobiphenyl	EPA 1668	MLA-010					Y		Y	Y	Y	Y	Y	Y														Y		Y	Y	Y	Y	Y	Y	Y
		AXYS MLA-010	MLA-010		Y	Y		Y							Y	Y							Y						Y							Y	
	PCB 49/43	AXYS MLA-007	MLA-007			Y										Y							Y														
	PCB 5 2,3-Dichlorobiphenyl	EPA 1668	MLA-010					Y		Y	Y	Y	Y	Y	Y														Y		Y	Y	Y	Y	Y	Y	Y
		AXYS MLA-010	MLA-010		Y	Y		Y							Y	Y							Y						Y							Y	
	PCB 50 2,2',4,6-Tetrachlorobiphenyl	AXYS MLA-007	MLA-007			Y										Y							Y														
		EPA 1668	MLA-010					Y		Y	Y	Y	Y	Y	Y														Y		Y	Y	Y	Y	Y	Y	Y
		AXYS MLA-010	MLA-010		Y	Y		Y							Y	Y							Y						Y							Y	
	PCB 51 2,2',4,6'-Tetrachlorobiphenyl	EPA 1668	MLA-010					Y		Y	Y	Y	Y	Y	Y														Y		Y	Y	Y	Y	Y	Y	Y
		AXYS MLA-010	MLA-010		Y	Y		Y							Y	Y							Y						Y							Y	
	PCB 52 2,2',5,5'-Tetrachlorobiphenyl	EPA 1668	MLA-010					Y		Y	Y	Y	Y	Y	Y														Y		Y	Y	Y	Y	Y	Y	Y
		AXYS MLA-010	MLA-010		Y	Y		Y							Y	Y							Y						Y							Y	
	PCB 52/73	AXYS MLA-007	MLA-007			Y										Y							Y														
	PCB 53 2,2',5,6'-Tetrachlorobiphenyl	EPA 1668	MLA-010					Y		Y	Y	Y	Y	Y	Y														Y		Y	Y	Y	Y	Y	Y	Y
		AXYS MLA-010	MLA-010		Y	Y		Y							Y	Y							Y						Y							Y	

Accreditation Scope

AXYS Analytical Services Ltd.
file ref.: ACC-101 Rev.22

Compound Class	Compound	Accredited Method ID	AXYS Method ID	Pulp	Serum	Solids										Tissue							Urine	Water	Water, Drinking				Water, Non-Potable									
				CALA	CALA	CALA	California DPH	Florida DOH	Minnesota DOH	New Jersey DEP	New York DOH	Virginia DGS	Washington DE	Maine DOH	ANAB	CALA	Florida DOH	Minnesota DOH	New Jersey DEP	Virginia DGS	ANAB	CALA	CALA	Florida DOH	Minnesota DOH	New Jersey DEP	ANAB	California DPH	Florida DOH	Minnesota DOH	New Jersey DEP	New York DOH	Virginia DGS	Washington DE	Maine DOH	ANAB	Pennsylvania DEP
	PCB 54 2,2',6,6'-Tetrachlorobiphenyl	EPA 1668	MLA-010					Y		Y	Y	Y	Y	Y	Y														Y		Y	Y	Y	Y		Y	Y
		AXYS MLA-010	MLA-010		Y	Y		Y							Y	Y							Y						Y							Y	
	PCB 55 2,3,3',4-Tetrachlorobiphenyl	EPA 1668	MLA-010					Y		Y	Y	Y	Y	Y	Y														Y		Y	Y	Y	Y		Y	Y
		AXYS MLA-010	MLA-010		Y	Y		Y							Y	Y							Y						Y							Y	
	PCB 56 2,3,3',4'-Tetrachlorobiphenyl	EPA 1668	MLA-010					Y		Y	Y	Y	Y	Y	Y														Y		Y	Y	Y	Y		Y	Y
		AXYS MLA-010	MLA-010		Y	Y		Y							Y	Y							Y						Y							Y	
	PCB 56/60	AXYS MLA-007	MLA-007			Y										Y							Y														
	PCB 57 2,3,3',5-Tetrachlorobiphenyl	EPA 1668	MLA-010					Y		Y	Y	Y	Y	Y	Y														Y		Y	Y	Y	Y		Y	Y
		AXYS MLA-010	MLA-010		Y	Y		Y							Y	Y							Y						Y							Y	
	PCB 58 2,3,3',5'-Tetrachlorobiphenyl	EPA 1668	MLA-010					Y		Y	Y	Y	Y	Y	Y														Y		Y	Y	Y	Y		Y	Y
		AXYS MLA-010	MLA-010		Y	Y		Y							Y	Y							Y						Y							Y	
	PCB 59 2,3,3',6-Tetrachlorobiphenyl	EPA 1668	MLA-010					Y		Y	Y	Y	Y	Y	Y														Y		Y	Y	Y	Y		Y	Y
		AXYS MLA-010	MLA-010		Y	Y		Y							Y	Y							Y						Y							Y	
	PCB 6 2,3'-Dichlorobiphenyl	EPA 1668	MLA-010					Y		Y	Y	Y	Y	Y	Y														Y		Y	Y	Y	Y		Y	Y
		AXYS MLA-010	MLA-010		Y	Y		Y							Y	Y							Y						Y							Y	
	PCB 60 2,3,4,4'-Tetrachlorobiphenyl	EPA 1668	MLA-010					Y		Y	Y	Y	Y	Y	Y														Y		Y	Y	Y	Y		Y	Y
		AXYS MLA-010	MLA-010		Y	Y		Y							Y	Y							Y						Y							Y	
	PCB 61 2,3,4,5-Tetrachlorobiphenyl	EPA 1668	MLA-010					Y		Y	Y	Y	Y	Y	Y														Y		Y	Y	Y	Y		Y	Y
		AXYS MLA-010	MLA-010		Y	Y		Y							Y	Y							Y						Y							Y	
	PCB 62 2,3,4,6-Tetrachlorobiphenyl	EPA 1668	MLA-010					Y		Y	Y	Y	Y	Y	Y														Y		Y	Y	Y	Y		Y	Y
		AXYS MLA-010	MLA-010		Y	Y		Y							Y	Y							Y						Y							Y	
	PCB 63 2,3,4',5-Tetrachlorobiphenyl	EPA 1668	MLA-010					Y		Y	Y	Y	Y	Y	Y														Y		Y	Y	Y	Y		Y	Y
		AXYS MLA-010	MLA-010		Y	Y		Y							Y	Y							Y						Y							Y	
	PCB 64 2,3,4',6-Tetrachlorobiphenyl	EPA 1668	MLA-010					Y		Y	Y	Y	Y	Y	Y														Y		Y	Y	Y	Y		Y	Y
		AXYS MLA-010	MLA-010		Y	Y		Y							Y	Y							Y						Y							Y	
	PCB 65 2,3,5,6-Tetrachlorobiphenyl	EPA 1668	MLA-010					Y		Y	Y	Y	Y	Y	Y														Y		Y	Y	Y	Y		Y	Y
		AXYS MLA-010	MLA-010		Y	Y		Y							Y	Y							Y						Y							Y	
	PCB 66 2,3',4,4'-Tetrachlorobiphenyl	EPA 1668	MLA-010					Y		Y	Y	Y	Y	Y	Y														Y		Y	Y	Y	Y		Y	Y
		AXYS MLA-010	MLA-010		Y	Y		Y							Y	Y							Y						Y							Y	
	PCB 66/80	AXYS MLA-007	MLA-007			Y										Y							Y														
	PCB 67 2,3',4,5-Tetrachlorobiphenyl	EPA 1668	MLA-010					Y		Y	Y	Y	Y	Y	Y														Y		Y	Y	Y	Y		Y	Y
		AXYS MLA-010	MLA-010		Y	Y		Y							Y	Y							Y						Y							Y	
	PCB 68 2,3',4,5'-Tetrachlorobiphenyl	EPA 1668	MLA-010					Y		Y	Y	Y	Y	Y	Y														Y		Y	Y	Y	Y		Y	Y
		AXYS MLA-010	MLA-010		Y	Y		Y							Y	Y							Y						Y							Y	
	PCB 69 2,3',4,6-Tetrachlorobiphenyl	EPA 1668	MLA-010					Y		Y	Y	Y	Y	Y	Y														Y		Y	Y	Y	Y		Y	Y
		AXYS MLA-010	MLA-010		Y	Y		Y							Y	Y							Y						Y							Y	
	PCB 7 2,4-Dichlorobiphenyl	EPA 1668	MLA-010					Y		Y	Y	Y	Y	Y	Y														Y		Y	Y	Y	Y		Y	Y
		AXYS MLA-010	MLA-010		Y	Y		Y							Y	Y							Y						Y							Y	
	PCB 70 2,3',4',5-Tetrachlorobiphenyl	EPA 1668	MLA-010					Y		Y	Y	Y	Y	Y	Y														Y		Y	Y	Y	Y		Y	Y
		AXYS MLA-010	MLA-010		Y	Y		Y							Y	Y							Y						Y							Y	
	PCB 70/76	AXYS MLA-007	MLA-007			Y										Y							Y														
	PCB 71 2,3',4',6-Tetrachlorobiphenyl	EPA 1668	MLA-010					Y		Y	Y	Y	Y	Y	Y														Y		Y	Y	Y	Y		Y	Y
		AXYS MLA-010	MLA-010		Y	Y		Y							Y	Y							Y						Y							Y	
	PCB 72 2,3',5,5'-Tetrachlorobiphenyl	EPA 1668	MLA-010					Y		Y	Y	Y	Y	Y	Y														Y		Y	Y	Y	Y		Y	Y
		AXYS MLA-010	MLA-010		Y	Y		Y							Y	Y							Y						Y							Y	
	PCB 73 2,3',5',6-Tetrachlorobiphenyl	EPA 1668	MLA-010					Y		Y	Y	Y	Y	Y	Y														Y		Y	Y	Y	Y		Y	Y
		AXYS MLA-010	MLA-010		Y	Y		Y							Y	Y							Y						Y							Y	
	PCB 74 2,4,4',5-Tetrachlorobiphenyl	AXYS MLA-901	MLA-901		Y																																
		EPA 1668	MLA-010					Y		Y	Y	Y	Y	Y	Y														Y		Y	Y	Y	Y		Y	Y
		AXYS MLA-010	MLA-010		Y	Y		Y							Y	Y							Y						Y							Y	
	PCB 74/61	AXYS MLA-007	MLA-007			Y										Y							Y														

Accreditation Scope

AXYS Analytical Services Ltd.
file ref.: ACC-101 Rev.22

				Pulp	Serum	Solids										Tissue							Urine	Water	Water, Drinking				Water, Non-Potable									
Compound Class	Compound	Accredited Method ID	AXYS Method ID	CALA	CALA	CALA	California DPH	Florida DOH	Minnesota DOH	New Jersey DEP	New York DOH	Virginia DGS	Washington DE	Maine DOH	ANAB	CALA	Florida DOH	Minnesota DOH	New Jersey DEP	Virginia DGS	ANAB	CALA	CALA	Florida DOH	Minnesota DOH	New Jersey DEP	ANAB	California DPH	Florida DOH	Minnesota DOH	New Jersey DEP	New York DOH	Virginia DGS	Washington DE	Maine DOH	ANAB	Pennsylvania DEP
	PCB 75 2,4,4',6-Tetrachlorobiphenyl	EPA 1668	MLA-010					Y		Y	Y	Y	Y	Y	Y														Y		Y	Y	Y	Y		Y	Y
		AXYS MLA-010	MLA-010		Y	Y		Y							Y	Y							Y						Y							Y	
	PCB 76 2,3',4',5'-Tetrachlorobiphenyl	EPA 1668	MLA-010					Y		Y	Y	Y	Y	Y	Y														Y		Y	Y	Y	Y		Y	Y
		AXYS MLA-010	MLA-010		Y	Y		Y							Y	Y							Y						Y							Y	
	PCB 77 3,3',4,4'-Tetrachlorobiphenyl	AXYS MLA-007	MLA-007			Y										Y							Y														
		EPA 1668	MLA-010					Y		Y	Y	Y	Y	Y	Y														Y		Y	Y	Y	Y		Y	Y
		AXYS MLA-010	MLA-010		Y	Y		Y							Y	Y							Y						Y							Y	
	PCB 78 3,3',4,5-Tetrachlorobiphenyl	EPA 1668	MLA-010					Y		Y	Y	Y	Y	Y	Y														Y		Y	Y	Y	Y		Y	Y
		AXYS MLA-010	MLA-010		Y	Y		Y							Y	Y							Y						Y							Y	
	PCB 79 3,3',4,5'-Tetrachlorobiphenyl	EPA 1668	MLA-010					Y		Y	Y	Y	Y	Y	Y														Y		Y	Y	Y	Y		Y	Y
		AXYS MLA-010	MLA-010		Y	Y		Y							Y	Y							Y						Y							Y	
	PCB 8 2,4'-Dichlorobiphenyl	EPA 1668	MLA-010					Y		Y	Y	Y	Y	Y	Y														Y		Y	Y	Y	Y		Y	Y
		AXYS MLA-010	MLA-010		Y	Y		Y							Y	Y							Y						Y							Y	
	PCB 8/5	AXYS MLA-007	MLA-007			Y										Y							Y														
	PCB 80 3,3',5,5'-Tetrachlorobiphenyl	EPA 1668	MLA-010					Y		Y	Y	Y	Y	Y	Y														Y		Y	Y	Y	Y		Y	Y
		AXYS MLA-010	MLA-010		Y	Y		Y							Y	Y							Y						Y							Y	
	PCB 81 3,4,4',5-Tetrachlorobiphenyl	EPA 1668	MLA-010					Y		Y	Y	Y	Y	Y	Y														Y		Y	Y	Y	Y		Y	Y
		AXYS MLA-010	MLA-010		Y	Y		Y							Y	Y							Y						Y							Y	
	PCB 82 2,2',3,3',4-Pentachlorobiphenyl	EPA 1668	MLA-010					Y		Y	Y	Y	Y	Y	Y														Y		Y	Y	Y	Y		Y	Y
		AXYS MLA-010	MLA-010		Y	Y		Y							Y	Y							Y						Y							Y	
	PCB 83 2,2',3,3',5-Pentachlorobiphenyl	EPA 1668	MLA-010					Y		Y	Y	Y	Y	Y	Y														Y		Y	Y	Y	Y		Y	Y
		AXYS MLA-010	MLA-010		Y	Y		Y							Y	Y							Y						Y							Y	
	PCB 83/108	AXYS MLA-007	MLA-007			Y										Y							Y														
	PCB 84 2,2',3,3',6-Pentachlorobiphenyl	AXYS MLA-007	MLA-007			Y										Y							Y														
		EPA 1668	MLA-010					Y		Y	Y	Y	Y		Y														Y		Y	Y	Y	Y		Y	Y
		AXYS MLA-010	MLA-010		Y	Y		Y							Y	Y							Y						Y							Y	
	PCB 85 2,2',3,4,4'-Pentachlorobiphenyl	EPA 1668	MLA-010					Y		Y	Y	Y	Y	Y	Y														Y		Y	Y	Y	Y		Y	Y
		AXYS MLA-010	MLA-010		Y	Y		Y							Y	Y							Y						Y							Y	
	PCB 85/120	AXYS MLA-007	MLA-007			Y										Y							Y														
	PCB 86 2,2',3,4,5-Pentachlorobiphenyl	EPA 1668	MLA-010					Y		Y	Y	Y	Y	Y	Y														Y		Y	Y	Y	Y		Y	Y
		AXYS MLA-010	MLA-010		Y	Y		Y							Y	Y							Y						Y							Y	
	PCB 87 2,2',3,4,5'-Pentachlorobiphenyl	EPA 1668	MLA-010					Y		Y	Y	Y	Y	Y	Y														Y		Y	Y	Y	Y		Y	Y
		AXYS MLA-010	MLA-010		Y	Y		Y							Y	Y							Y						Y							Y	
	PCB 87/115/116	AXYS MLA-007	MLA-007			Y										Y							Y														
	PCB 88 2,2',3,4,6-Pentachlorobiphenyl	EPA 1668	MLA-010					Y		Y	Y	Y	Y	Y	Y														Y		Y	Y	Y	Y		Y	Y
		AXYS MLA-010	MLA-010		Y	Y		Y							Y	Y							Y						Y							Y	
	PCB 89 2,2',3,4,6'-Pentachlorobiphenyl	EPA 1668	MLA-010					Y		Y	Y	Y	Y	Y	Y														Y		Y	Y	Y	Y		Y	Y
		AXYS MLA-010	MLA-010		Y	Y		Y							Y	Y							Y						Y							Y	
	PCB 9 2,5-Dichlorobiphenyl	EPA 1668	MLA-010					Y		Y	Y	Y	Y		Y														Y		Y	Y	Y	Y		Y	Y
		AXYS MLA-010	MLA-010		Y	Y		Y							Y	Y							Y						Y							Y	
	PCB 90 2,2',3,4',5-Pentachlorobiphenyl	EPA 1668	MLA-010					Y		Y	Y	Y	Y	Y	Y														Y		Y	Y	Y	Y		Y	Y
		AXYS MLA-010	MLA-010		Y	Y		Y							Y	Y							Y						Y							Y	
	PCB 91 2,2',3,4',6-Pentachlorobiphenyl	AXYS MLA-007	MLA-007			Y										Y							Y														
		EPA 1668	MLA-010					Y		Y	Y	Y	Y	Y	Y														Y		Y	Y	Y	Y		Y	Y
		AXYS MLA-010	MLA-010		Y	Y		Y							Y	Y							Y						Y							Y	
	PCB 92 2,2',3,5,5'-Pentachlorobiphenyl	EPA 1668	MLA-010					Y		Y	Y	Y	Y	Y	Y														Y		Y	Y	Y	Y		Y	Y
		AXYS MLA-010	MLA-010		Y	Y		Y							Y	Y							Y						Y							Y	
	PCB 93 2,2',3,5,6-Pentachlorobiphenyl	EPA 1668	MLA-010					Y		Y	Y	Y	Y	Y	Y														Y		Y	Y	Y	Y		Y	Y
		AXYS MLA-010	MLA-010		Y	Y		Y							Y	Y							Y						Y							Y	
	PCB 94 2,2',3,5,6'-Pentachlorobiphenyl	EPA 1668	MLA-010					Y		Y	Y	Y	Y	Y	Y														Y		Y	Y	Y	Y		Y	Y
		AXYS MLA-010	MLA-010		Y	Y		Y							Y	Y							Y						Y							Y	

Accreditation Scope

AXYS Analytical Services Ltd.
file ref.: ACC-101 Rev.22

Compound Class	Compound	Accredited Method ID	AXYS Method ID	Pulp	Serum	Solids										Tissue						Urine	Water	Water, Drinking				Water, Non-Potable									
				CALA	CALA	CALA	California DPH	Florida DOH	Minnesota DOH	New Jersey DEP	New York DOH	Virginia DGS	Washington DE	Maine DOH	ANAB	CALA	Florida DOH	Minnesota DOH	New Jersey DEP	Virginia DGS	ANAB	CALA	CALA	Florida DOH	Minnesota DOH	New Jersey DEP	ANAB	California DPH	Florida DOH	Minnesota DOH	New Jersey DEP	New York DOH	Virginia DGS	Washington DE	Maine DOH	ANAB	Pennsylvania DEP
	PCB 95 2,2',3,5',6-Pentachlorobiphenyl	EPA 1668	MLA-010					Y		Y	Y	Y	Y	Y	Y								Y					Y		Y	Y	Y	Y		Y	Y
		AXYS MLA-010	MLA-010		Y	Y		Y							Y	Y							Y					Y							Y		
	PCB 95/93	AXYS MLA-007	MLA-007			Y										Y							Y														
	PCB 96 2,2',3,6,6'-Pentachlorobiphenyl	EPA 1668	MLA-010					Y		Y	Y	Y	Y	Y	Y														Y		Y	Y	Y	Y		Y	Y
		AXYS MLA-010	MLA-010		Y	Y		Y							Y	Y							Y					Y							Y		
	PCB 97 2,2',3,4',5'-Pentachlorobiphenyl	EPA 1668	MLA-010					Y		Y	Y	Y	Y	Y	Y														Y		Y	Y	Y	Y		Y	Y
		AXYS MLA-010	MLA-010		Y	Y		Y							Y	Y							Y					Y							Y		
	PCB 97/86	AXYS MLA-007	MLA-007			Y										Y							Y														
	PCB 98 2,2',3,4',6'-Pentachlorobiphenyl	EPA 1668	MLA-010					Y		Y	Y	Y	Y	Y	Y														Y		Y	Y	Y	Y		Y	Y
		AXYS MLA-010	MLA-010		Y	Y		Y							Y	Y							Y					Y							Y		
	PCB 99 2,2',4,4',5-Pentachlorobiphenyl	AXYS MLA-007	MLA-007			Y										Y							Y														
		AXYS MLA-901	MLA-901		Y																																	
		EPA 1668	MLA-010					Y		Y	Y	Y	Y	Y	Y														Y		Y	Y	Y	Y		Y	Y
		AXYS MLA-010	MLA-010		Y	Y		Y							Y	Y							Y					Y							Y		
	PCB Aroclor 1016	AXYS MLA-007	MLA-007			Y		Y							Y	Y							Y					Y							Y		
		EPA 1668	MLA-010					Y			Y				Y														Y			Y			Y	Y		
		EPA 625	MLA-007																										Y	Y			Y	Y		Y	Y		
		EPA 8270	MLA-007				Y	Y			Y	Y			Y																							
		AXYS MLA-010	MLA-010					Y							Y														Y							Y		
	PCB Aroclor 1221	AXYS MLA-007	MLA-007			Y		Y							Y	Y							Y					Y							Y		
		EPA 1668	MLA-010					Y			Y				Y														Y			Y			Y	Y		
		EPA 625	MLA-007																										Y	Y			Y	Y		Y	Y		
		EPA 8270	MLA-007				Y	Y			Y	Y			Y																							
		AXYS MLA-010	MLA-010					Y							Y														Y							Y		
	PCB Aroclor 1232	AXYS MLA-007	MLA-007			Y		Y							Y	Y							Y					Y							Y		
		EPA 1668	MLA-010					Y			Y				Y														Y			Y			Y	Y		
		EPA 625	MLA-007																										Y	Y			Y	Y		Y	Y		
		EPA 8270	MLA-007				Y	Y			Y	Y			Y																							
		AXYS MLA-010	MLA-010					Y							Y														Y							Y		
	PCB Aroclor 1242	AXYS MLA-007	MLA-007			Y		Y							Y	Y							Y					Y							Y		
		EPA 1668	MLA-010					Y			Y				Y														Y			Y			Y	Y		
		EPA 625	MLA-007																										Y	Y			Y	Y		Y	Y		
		EPA 8270	MLA-007				Y	Y			Y	Y			Y																							
		AXYS MLA-010	MLA-010					Y							Y														Y							Y		
	PCB Aroclor 1248	AXYS MLA-007	MLA-007			Y		Y							Y	Y							Y					Y							Y		
		EPA 1668	MLA-010					Y			Y				Y														Y			Y			Y	Y		
		EPA 625	MLA-007																										Y	Y			Y	Y		Y	Y		
		EPA 8270	MLA-007				Y	Y			Y	Y			Y																							
		AXYS MLA-010	MLA-010					Y							Y														Y							Y		
	PCB Aroclor 1254	AXYS MLA-007	MLA-007			Y		Y							Y	Y							Y					Y							Y		
		EPA 1668	MLA-010					Y			Y				Y														Y			Y			Y	Y		
		EPA 625	MLA-007																										Y	Y			Y	Y		Y	Y		
		EPA 8270	MLA-007				Y	Y			Y	Y			Y																							
		AXYS MLA-010	MLA-010					Y							Y														Y							Y		
	PCB Aroclor 1260	AXYS MLA-007	MLA-007			Y		Y							Y	Y							Y					Y							Y		
		EPA 1668	MLA-010					Y			Y				Y														Y			Y			Y	Y		
		EPA 625	MLA-007																										Y	Y			Y	Y		Y	Y		
		EPA 8270	MLA-007				Y	Y			Y	Y			Y																							
		AXYS MLA-010	MLA-010					Y							Y														Y							Y		
	PCB congeners, total	EPA 1668	MLA-010					Y			Y				Y														Y			Y				Y		
		AXYS MLA-010	MLA-010					Y							Y														Y									

Accreditation Scope

AXYS Analytical Services Ltd.
file ref.: ACC-101 Rev.22

Compound Class	Compound	Accredited Method ID	AXYS Method ID	Pulp	Serum	Solids										Tissue						Urine	Water	Water, Drinking				Water, Non-Potable									
				CALA	CALA	CALA	California DPH	Florida DOH	Minnesota DOH	New Jersey DEP	New York DOH	Virginia DGS	Washington DE	Maine DOH	ANAB	CALA	Florida DOH	Minnesota DOH	New Jersey DEP	Virginia DGS	ANAB	CALA	CALA	Florida DOH	Minnesota DOH	New Jersey DEP	ANAB	California DPH	Florida DOH	Minnesota DOH	New Jersey DEP	New York DOH	Virginia DGS	Washington DE	Maine DOH	ANAB	Pennsylvania DEP
	Total Dichlorobiphenyls	AXYS MLA-007	MLA-007			Y										Y							Y													
		AXYS MLA-010	MLA-010		Y	Y										Y							Y													
	Total Heptachlorobiphenyls	AXYS MLA-007	MLA-007			Y										Y							Y													
		AXYS MLA-010	MLA-010		Y	Y										Y							Y													
	Total Hexachlorobiphenyls	AXYS MLA-007	MLA-007			Y										Y							Y													
		AXYS MLA-010	MLA-010		Y	Y										Y							Y													
	Total Monochlorobiphenyls	AXYS MLA-010	MLA-010		Y	Y										Y							Y													
	Total Nonachlorobiphenyls	AXYS MLA-007	MLA-007			Y										Y							Y													
		AXYS MLA-010	MLA-010		Y	Y										Y							Y													
	Total Octachlorobiphenyls	AXYS MLA-007	MLA-007			Y										Y							Y													
		AXYS MLA-010	MLA-010		Y	Y										Y							Y													
	Total Pentachlorobiphenyls	AXYS MLA-007	MLA-007			Y										Y							Y													
		AXYS MLA-010	MLA-010		Y	Y										Y							Y													
	Total Polychlorinated biphenyls	AXYS MLA-007	MLA-007			Y										Y							Y													
	Total Tetrachlorobiphenyls	AXYS MLA-007	MLA-007			Y										Y							Y													
		AXYS MLA-010	MLA-010		Y	Y										Y							Y													
	Total Trichlorobiphenyls	AXYS MLA-007	MLA-007			Y										Y							Y													
		AXYS MLA-010	MLA-010		Y	Y										Y							Y													
	PCB Aroclor 1268	AXYS MLA-007	MLA-007			Y										Y							Y													
PCDDF	1,2,3,4,6,7,8-HpCDD	EPA 1613	MLA-017										Y	Y	Y						Y						Y	Y		Y	Y	Y	Y	Y	Y	
		EPA 8290	MLA-017				Y	Y		Y	Y	Y			Y		Y		Y	Y	Y								Y			Y	Y			Y	
		AXYS MLA-017	MLA-017	Y	Y	Y		Y							Y	Y	Y				Y	Y	Y						Y							Y	
	1,2,3,4,6,7,8-HpCDF	EPA 1613	MLA-017										Y	Y	Y						Y						Y	Y		Y	Y	Y	Y	Y	Y	
		EPA 8290	MLA-017				Y	Y		Y	Y	Y			Y		Y		Y	Y	Y								Y			Y	Y			Y	
		AXYS MLA-017	MLA-017	Y	Y	Y		Y							Y	Y	Y				Y	Y	Y						Y							Y	
	1,2,3,4,7,8,9-HpCDF	EPA 1613	MLA-017										Y	Y	Y						Y						Y	Y		Y	Y	Y	Y	Y	Y	
		EPA 8290	MLA-017				Y	Y		Y	Y	Y			Y		Y		Y	Y	Y								Y			Y	Y			Y	
		AXYS MLA-017	MLA-017	Y	Y	Y		Y							Y	Y	Y				Y	Y	Y						Y							Y	
	1,2,3,4,7,8-HxCDD	EPA 1613	MLA-017										Y	Y	Y						Y						Y	Y		Y	Y	Y	Y	Y	Y	
		EPA 8290	MLA-017				Y	Y		Y	Y	Y			Y		Y		Y	Y	Y								Y			Y	Y			Y	
		AXYS MLA-017	MLA-017	Y	Y	Y		Y							Y	Y	Y				Y	Y	Y						Y							Y	
	1,2,3,4,7,8-HxCDF	EPA 1613	MLA-017										Y	Y	Y						Y						Y	Y		Y	Y	Y	Y	Y	Y	
		EPA 8290	MLA-017				Y	Y		Y	Y	Y			Y		Y		Y	Y	Y								Y			Y	Y			Y	
		AXYS MLA-017	MLA-017	Y	Y	Y		Y							Y	Y	Y				Y	Y	Y						Y							Y	
	1,2,3,6,7,8-HxCDD	EPA 1613	MLA-017										Y	Y	Y						Y						Y	Y		Y	Y	Y	Y	Y	Y	
		EPA 8290	MLA-017				Y	Y		Y	Y	Y			Y		Y		Y	Y	Y								Y			Y	Y			Y	
		AXYS MLA-017	MLA-017	Y	Y	Y		Y							Y	Y	Y				Y	Y	Y						Y							Y	
	1,2,3,6,7,8-HxCDF	EPA 1613	MLA-017										Y	Y	Y						Y						Y	Y		Y	Y	Y	Y	Y	Y	
		EPA 8290	MLA-017				Y	Y		Y	Y	Y			Y		Y		Y	Y	Y								Y			Y	Y			Y	
		AXYS MLA-017	MLA-017	Y	Y	Y		Y							Y	Y	Y				Y	Y	Y						Y							Y	
	1,2,3,7,8,9-HxCDD	EPA 1613	MLA-017										Y	Y	Y						Y						Y	Y		Y	Y	Y	Y	Y	Y	
		EPA 8290	MLA-017				Y	Y		Y	Y	Y			Y		Y		Y	Y	Y								Y			Y	Y			Y	
		AXYS MLA-017	MLA-017	Y	Y	Y		Y							Y	Y	Y				Y	Y	Y						Y							Y	
	1,2,3,7,8,9-HxCDF	EPA 1613	MLA-017										Y	Y	Y						Y						Y	Y		Y	Y	Y	Y	Y	Y	
		EPA 8290	MLA-017				Y	Y		Y	Y	Y			Y		Y		Y	Y	Y								Y			Y	Y			Y	
		AXYS MLA-017	MLA-017	Y	Y	Y		Y							Y	Y	Y				Y	Y	Y						Y							Y	
	1,2,3,7,8-PeCDD	EPA 1613	MLA-017										Y	Y	Y						Y						Y	Y		Y	Y	Y	Y	Y	Y	
		EPA 8290	MLA-017				Y	Y		Y	Y	Y			Y		Y		Y	Y	Y								Y			Y	Y			Y	
		AXYS MLA-017	MLA-017	Y	Y	Y		Y							Y	Y	Y				Y	Y	Y						Y							Y	
	1,2,3,7,8-PeCDF	EPA 1613	MLA-017										Y	Y	Y						Y						Y	Y		Y	Y	Y	Y	Y	Y	
		EPA 8290	MLA-017				Y	Y		Y	Y	Y			Y		Y		Y	Y	Y								Y			Y	Y			Y	

Accreditation Scope

AXYS Analytical Services Ltd.
file ref.: ACC-101 Rev.22

Compound Class	Compound	Accredited Method ID	AXYS Method ID	Pulp	Serum	Solids										Tissue						Urine	Water	Water, Drinking				Water, Non-Potable								
				CALA	CALA	CALA	California DPH	Florida DOH	Minnesota DOH	New Jersey DEP	New York DOH	Virginia DGS	Washington DE	Maine DOH	ANAB	CALA	Florida DOH	Minnesota DOH	New Jersey DEP	Virginia DGS	ANAB	CALA	CALA	Florida DOH	Minnesota DOH	New Jersey DEP	ANAB	California DPH	Florida DOH	Minnesota DOH	New Jersey DEP	New York DOH	Virginia DGS	Washington DE	Maine DOH	ANAB	Pennsylvania DEP
		AXYS MLA-017	MLA-017	Y	Y	Y		Y							Y	Y				Y		Y						Y							Y	
	2,3,4,6,7,8-HxCDF	EPA 1613	MLA-017										Y	Y	Y						Y							Y	Y		Y	Y	Y	Y	Y	Y	
		EPA 8290	MLA-017				Y	Y		Y	Y	Y			Y		Y		Y	Y	Y								Y			Y	Y			Y	
		AXYS MLA-017	MLA-017	Y	Y	Y		Y							Y	Y	Y				Y		Y						Y							Y	
	2,3,4,7,8-PeCDF	EPA 1613	MLA-017										Y	Y	Y						Y							Y	Y		Y	Y	Y	Y	Y	Y	
		EPA 8290	MLA-017				Y	Y		Y	Y	Y			Y		Y		Y	Y	Y								Y			Y	Y			Y	
		AXYS MLA-017	MLA-017	Y	Y	Y		Y							Y	Y	Y				Y		Y						Y							Y	
	2,3,7,8-TCDD	EPA 1613	MLA-017										Y	Y	Y						Y							Y	Y		Y	Y	Y	Y	Y	Y	
		EPA 8290	MLA-017				Y	Y		Y	Y	Y			Y		Y		Y	Y	Y								Y			Y	Y			Y	
		AXYS MLA-017	MLA-017	Y	Y	Y		Y							Y	Y	Y				Y		Y						Y							Y	
	2,3,7,8-TCDF	EPA 1613	MLA-017										Y	Y	Y						Y							Y	Y		Y	Y	Y	Y	Y	Y	
		EPA 8290	MLA-017				Y	Y		Y	Y	Y			Y		Y		Y	Y	Y								Y			Y	Y			Y	
		AXYS MLA-017	MLA-017	Y	Y	Y		Y							Y	Y	Y				Y		Y						Y							Y	
	OCDD	EPA 1613	MLA-017										Y	Y	Y						Y							Y	Y		Y	Y	Y	Y	Y	Y	
		EPA 8290	MLA-017				Y	Y		Y	Y	Y			Y		Y		Y	Y	Y								Y			Y	Y			Y	
		AXYS MLA-017	MLA-017	Y	Y	Y		Y							Y	Y	Y				Y		Y						Y							Y	
	OCDF	EPA 1613	MLA-017										Y	Y	Y						Y							Y	Y		Y	Y	Y	Y	Y	Y	
		EPA 8290	MLA-017				Y	Y		Y	Y	Y			Y		Y		Y	Y	Y								Y			Y	Y			Y	
		AXYS MLA-017	MLA-017	Y	Y	Y		Y							Y	Y	Y				Y		Y						Y							Y	
	Total HpCDD	EPA 1613	MLA-017											Y	Y						Y							Y	Y						Y	Y	
		EPA 8290	MLA-017					Y		Y		Y			Y		Y		Y	Y	Y								Y				Y			Y	
		AXYS MLA-017	MLA-017					Y							Y		Y				Y								Y							Y	
	Total HpCDF	EPA 1613	MLA-017											Y	Y						Y							Y	Y						Y	Y	
		EPA 8290	MLA-017					Y		Y		Y			Y		Y		Y	Y	Y								Y				Y			Y	
		AXYS MLA-017	MLA-017					Y							Y		Y				Y								Y							Y	
	Total HxCDD	EPA 1613	MLA-017											Y	Y						Y							Y	Y						Y	Y	
		EPA 8290	MLA-017					Y		Y		Y			Y		Y		Y	Y	Y								Y				Y			Y	
		AXYS MLA-017	MLA-017					Y							Y		Y				Y								Y							Y	
	Total HxCDF	EPA 1613	MLA-017											Y	Y						Y							Y	Y						Y	Y	
		EPA 8290	MLA-017					Y		Y		Y			Y		Y		Y	Y	Y								Y				Y			Y	
		AXYS MLA-017	MLA-017					Y							Y		Y				Y								Y							Y	
	Total PeCDD	EPA 1613	MLA-017											Y	Y						Y							Y	Y						Y	Y	
		EPA 8290	MLA-017					Y		Y		Y			Y		Y		Y	Y	Y								Y				Y			Y	
		AXYS MLA-017	MLA-017					Y							Y		Y				Y								Y							Y	
	Total PeCDF	EPA 1613	MLA-017											Y	Y						Y							Y	Y						Y	Y	
		EPA 8290	MLA-017					Y		Y		Y			Y		Y		Y	Y	Y								Y				Y			Y	
		AXYS MLA-017	MLA-017					Y							Y		Y				Y								Y							Y	
	Total TCDD	EPA 1613	MLA-017											Y	Y						Y							Y	Y						Y	Y	
		EPA 8290	MLA-017					Y		Y		Y			Y		Y		Y	Y	Y								Y				Y			Y	
		AXYS MLA-017	MLA-017					Y							Y		Y				Y								Y							Y	
	Total TCDF	EPA 1613	MLA-017											Y	Y						Y							Y	Y						Y	Y	
		EPA 8290	MLA-017					Y		Y		Y			Y		Y		Y	Y	Y								Y				Y			Y	
		AXYS MLA-017	MLA-017					Y							Y		Y				Y								Y							Y	
PFC	Perfluorobutanesulfonate (PFBS)	AXYS MLA-041	MLA-041			Y		Y	Y	Y					Y																						
		AXYS MLA-042	MLA-042		Y																																
		AXYS MLA-043	MLA-043													Y	Y	Y	Y		Y																
		AXYS MLA-060	MLA-060																				Y	Y	Y	Y	Y		Y	Y	Y					Y	
	Perfluorobutanoate (PFBA)	AXYS MLA-041	MLA-041			Y		Y	Y	Y					Y																						
		AXYS MLA-042	MLA-042		Y																																
		AXYS MLA-043	MLA-043													Y	Y	Y	Y		Y																
		AXYS MLA-060	MLA-060																				Y	Y	Y	Y	Y		Y	Y	Y					Y	

Accreditation Scope

AXYS Analytical Services Ltd.
file ref.: ACC-101 Rev.22

				Pulp	Serum	Solids										Tissue						Urine	Water	Water, Drinking				Water, Non-Potable								
Compound Class	Compound	Accredited Method ID	AXYS Method ID	CALA	CALA	CALA	California DPH	Florida DOH	Minnesota DOH	New Jersey DEP	New York DOH	Virginia DGS	Washington DE	Maine DOH	ANAB	CALA	Florida DOH	Minnesota DOH	New Jersey DEP	Virginia DGS	ANAB	CALA	CALA	Florida DOH	Minnesota DOH	New Jersey DEP	ANAB	California DPH	Florida DOH	Minnesota DOH	New Jersey DEP	New York DOH	Virginia DGS	Washington DE	Maine DOH	ANAB	Pennsylvania DEP
	Perfluorodecanoate (PFDA)	AXYS MLA-041	MLA-041			Y		Y	Y	Y					Y																					
		AXYS MLA-042	MLA-042		Y																																
		AXYS MLA-043	MLA-043													Y	Y	Y	Y		Y																
		AXYS MLA-060	MLA-060																				Y	Y	Y	Y	Y		Y	Y	Y					Y	
	Perfluorododecanoate (PFDoA)	AXYS MLA-041	MLA-041			Y		Y	Y	Y					Y																					
		AXYS MLA-042	MLA-042		Y																																
		AXYS MLA-043	MLA-043													Y	Y	Y	Y		Y																
		AXYS MLA-060	MLA-060																				Y	Y	Y	Y	Y		Y	Y	Y					Y	
	Perfluoroheptanoate (PFHpA)	AXYS MLA-041	MLA-041			Y		Y	Y	Y					Y																					
		AXYS MLA-042	MLA-042		Y																																
		AXYS MLA-043	MLA-043													Y	Y	Y	Y		Y																
		AXYS MLA-060	MLA-060																				Y	Y	Y	Y	Y		Y	Y	Y					Y	
	Perfluorohexanesulfonate (PFHxS)	AXYS MLA-041	MLA-041			Y		Y	Y	Y					Y																					
		AXYS MLA-042	MLA-042		Y																																
		AXYS MLA-043	MLA-043													Y	Y	Y	Y		Y																
		AXYS MLA-060	MLA-060																				Y	Y	Y	Y	Y		Y	Y	Y					Y	
	Perfluorohexanoate (PFHxA)	AXYS MLA-041	MLA-041			Y		Y	Y	Y					Y																					
		AXYS MLA-042	MLA-042		Y																																
		AXYS MLA-043	MLA-043													Y	Y	Y	Y		Y																
		AXYS MLA-060	MLA-060																				Y	Y	Y	Y	Y		Y	Y	Y					Y	
	Perfluorononanoate (PFNA)	AXYS MLA-041	MLA-041			Y		Y	Y	Y					Y																					
		AXYS MLA-042	MLA-042		Y																																
		AXYS MLA-043	MLA-043													Y	Y	Y	Y		Y																
		AXYS MLA-060	MLA-060																				Y	Y	Y	Y	Y		Y	Y	Y					Y	
	Perfluorooctane sulfonamide (PFOSA)	AXYS MLA-041	MLA-041			Y		Y	Y	Y					Y																					
		AXYS MLA-042	MLA-042		Y																																
		AXYS MLA-043	MLA-043													Y	Y	Y	Y		Y																
		AXYS MLA-060	MLA-060																				Y	Y	Y	Y	Y		Y	Y	Y					Y	
	Perfluorooctanesulfonate (PFOS)	AXYS MLA-041	MLA-041			Y		Y	Y	Y					Y																					
		AXYS MLA-042	MLA-042		Y																																
		AXYS MLA-043	MLA-043													Y	Y	Y	Y		Y																
		AXYS MLA-060	MLA-060																				Y	Y	Y	Y	Y		Y	Y	Y					Y	
	Perfluorooctanoate (PFOA)	AXYS MLA-041	MLA-041			Y		Y	Y	Y					Y																					
		AXYS MLA-042	MLA-042		Y																																
		AXYS MLA-043	MLA-043													Y	Y	Y	Y		Y																
		AXYS MLA-060	MLA-060																				Y	Y	Y	Y	Y		Y	Y	Y					Y	
	Perfluoropentanoate (PFPeA)	AXYS MLA-041	MLA-041			Y		Y	Y	Y					Y																					
		AXYS MLA-042	MLA-042		Y																																
		AXYS MLA-043	MLA-043													Y	Y	Y	Y		Y																
		AXYS MLA-060	MLA-060																				Y	Y	Y	Y	Y		Y	Y	Y					Y	
	Perfluoroundecanoate (PFUnA)	AXYS MLA-041	MLA-041			Y		Y	Y	Y					Y																					
		AXYS MLA-042	MLA-042		Y																																
		AXYS MLA-043	MLA-043													Y	Y	Y	Y		Y																
		AXYS MLA-060	MLA-060																				Y	Y	Y	Y	Y		Y	Y	Y					Y	
PPCP	1,7-Dimethylxanthine	EPA 1694	MLA-075											Y																				Y		
		AXYS MLA-075	MLA-075			Y																	Y														
	10-hydroxy-amitriptyline	AXYS MLA-075	MLA-075			Y																	Y														
	2-hydroxy-ibuprofen	AXYS MLA-075	MLA-075			Y																	Y														
	4-Epianhydrochlortetracycline (EACTC)	EPA 1694	MLA-075											Y																				Y		
		AXYS MLA-075	MLA-075			Y																	Y														
	4-Epianhydrotetracycline (EATC)	EPA 1694	MLA-075											Y																				Y		

Accreditation Scope

AXYS Analytical Services Ltd.
file ref.: ACC-101 Rev.22

Compound Class	Compound	Accredited Method ID	AXYS Method ID	Pulp	Serum	Solids									Tissue							Urine	Water	Water, Drinking				Water, Non-Potable									
				CALA	CALA	CALA	California DPH	Florida DOH	Minnesota DOH	New Jersey DEP	New York DOH	Virginia DGS	Washington DE	Maine DOH	ANAB	CALA	Florida DOH	Minnesota DOH	New Jersey DEP	Virginia DGS	ANAB	CALA	CALA	Florida DOH	Minnesota DOH	New Jersey DEP	ANAB	California DPH	Florida DOH	Minnesota DOH	New Jersey DEP	New York DOH	Virginia DGS	Washington DE	Maine DOH	ANAB	Pennsylvania DEP
		AXYS MLA-075	MLA-075			Y																	Y													
	4-Epichlortetracycline (ECTC)	EPA 1694	MLA-075											Y																					Y		
		AXYS MLA-075	MLA-075			Y																	Y														
	4-Epioxytetracycline (EOTC)	EPA 1694	MLA-075											Y																					Y		
		AXYS MLA-075	MLA-075			Y																	Y														
	4-Epitetracycline (ETC)	EPA 1694	MLA-075											Y																					Y		
		AXYS MLA-075	MLA-075			Y																	Y														
	Acetaminophen	EPA 1694	MLA-075											Y																					Y		
		AXYS MLA-075	MLA-075			Y																	Y														
	Albuterol	EPA 1694	MLA-075											Y																					Y		
		AXYS MLA-075	MLA-075			Y																	Y														
	Alprazolam	AXYS MLA-075	MLA-075			Y																	Y														
	Amitriptyline	AXYS MLA-075	MLA-075			Y																	Y														
	Amlodipine	AXYS MLA-075	MLA-075			Y																	Y														
	Amphetamine	AXYS MLA-075	MLA-075			Y																	Y														
	Anhydrochlortetracycline (ACTC)	EPA 1694	MLA-075											Y																					Y		
		AXYS MLA-075	MLA-075			Y																	Y														
	Anhydrotetracycline (ATC)	EPA 1694	MLA-075											Y																					Y		
		AXYS MLA-075	MLA-075			Y																	Y														
	Atenolol	AXYS MLA-075	MLA-075			Y																	Y														
	Atorvastatin	AXYS MLA-075	MLA-075			Y																	Y														
	Azithromycin	EPA 1694	MLA-075											Y																					Y		
		AXYS MLA-075	MLA-075			Y																	Y														
	Benzoylecgonine	AXYS MLA-075	MLA-075			Y																	Y														
	Benztropine	AXYS MLA-075	MLA-075			Y																	Y														
	Betamethasone	AXYS MLA-075	MLA-075			Y																	Y														
	Bisphenol A	EPA 1694	MLA-075											Y																					Y		
		AXYS MLA-075	MLA-075			Y																	Y														
	Caffeine	EPA 1694	MLA-075											Y																					Y		
		AXYS MLA-075	MLA-075			Y																	Y														
	Carbadox	EPA 1694	MLA-075											Y																					Y		
		AXYS MLA-075	MLA-075			Y																	Y														
	Carbamazepine	EPA 1694	MLA-075											Y																					Y		
		AXYS MLA-075	MLA-075			Y																	Y														
	Cefotaxime	EPA 1694	MLA-075											Y																					Y		
		AXYS MLA-075	MLA-075			Y																	Y														
	Chlortetracycline (CTC)	EPA 1694	MLA-075											Y																					Y		
		AXYS MLA-075	MLA-075			Y																	Y														
	Cimetidine	EPA 1694	MLA-075											Y																					Y		
		AXYS MLA-075	MLA-075			Y																	Y														
	Ciprofloxacin	EPA 1694	MLA-075											Y																					Y		
		AXYS MLA-075	MLA-075			Y																	Y														
	Clarithromycin	EPA 1694	MLA-075											Y																					Y		
		AXYS MLA-075	MLA-075			Y																	Y														
	Clinafloxacin	EPA 1694	MLA-075											Y																					Y		
		AXYS MLA-075	MLA-075			Y																	Y														
	Clonidine	AXYS MLA-075	MLA-075			Y																	Y														
	Cloxacillin	EPA 1694	MLA-075											Y																					Y		
		AXYS MLA-075	MLA-075			Y																	Y														
	Cocaine	AXYS MLA-075	MLA-075			Y																	Y														
	Codeine	EPA 1694	MLA-075											Y																					Y		

Accreditation Scope

AXYS Analytical Services Ltd.
file ref.: ACC-101 Rev.22

Compound Class	Compound	Accredited Method ID	AXYS Method ID	Pulp	Serum	Solids									Tissue						Urine	Water	Water, Drinking				Water, Non-Potable								
				CALA	CALA	CALA	California DPH	Florida DOH	Minnesota DOH	New Jersey DEP	New York DOH	Virginia DGS	Washington DE	Maine DOH	ANAB	CALA	Florida DOH	Minnesota DOH	New Jersey DEP	Virginia DGS	ANAB	CALA	CALA	Florida DOH	Minnesota DOH	New Jersey DEP	ANAB	California DPH	Florida DOH	Minnesota DOH	New Jersey DEP	New York DOH	Virginia DGS	Washington DE	Maine DOH	ANAB	Pennsylvania DEP
		AXYS MLA-075	MLA-075			Y																Y													
	Cotinine	EPA 1694	MLA-075											Y																				Y	
		AXYS MLA-075	MLA-075			Y																Y													
	DEET (N,N-diethyl-m-toluamide)	AXYS MLA-075	MLA-075			Y																Y													
	Dehydronifedipine	EPA 1694	MLA-075											Y																				Y	
		AXYS MLA-075	MLA-075			Y																Y													
	Demeclocycline	EPA 1694	MLA-075											Y																				Y	
		AXYS MLA-075	MLA-075			Y																Y													
	Desmethyldiltiazem	AXYS MLA-075	MLA-075			Y																Y													
	Diazepam	AXYS MLA-075	MLA-075			Y																Y													
	Digoxigenin	EPA 1694	MLA-075											Y																				Y	
		AXYS MLA-075	MLA-075			Y																Y													
	Digoxin	EPA 1694	MLA-075											Y																				Y	
		AXYS MLA-075	MLA-075			Y																Y													
	Diltiazem	EPA 1694	MLA-075											Y																				Y	
		AXYS MLA-075	MLA-075			Y																Y													
	Diphenhydramine	EPA 1694	MLA-075											Y																				Y	
		AXYS MLA-075	MLA-075			Y																Y													
	Doxycycline	EPA 1694	MLA-075											Y																				Y	
		AXYS MLA-075	MLA-075			Y																Y													
	Enalapril	EPA 1694	MLA-075											Y																				Y	
		AXYS MLA-075	MLA-075			Y																Y													
	Enrofloxacin	EPA 1694	MLA-075											Y																				Y	
		AXYS MLA-075	MLA-075			Y																Y													
	Erythromycin	AXYS MLA-075	MLA-075			Y																Y													
	Flumequine	EPA 1694	MLA-075											Y																				Y	
		AXYS MLA-075	MLA-075			Y																Y													
	Fluocinonide	AXYS MLA-075	MLA-075			Y																Y													
	Fluoxetine	EPA 1694	MLA-075											Y																				Y	
		AXYS MLA-075	MLA-075			Y																Y													
	Fluticasone propionate	AXYS MLA-075	MLA-075			Y																Y													
	Furosemide	AXYS MLA-075	MLA-075			Y																Y													
	Gemfibrozil	EPA 1694	MLA-075											Y																				Y	
		AXYS MLA-075	MLA-075			Y																Y													
	Glipizide	AXYS MLA-075	MLA-075			Y																Y													
	Glyburide	AXYS MLA-075	MLA-075			Y																Y													
	Hydrochlorothiazide	AXYS MLA-075	MLA-075			Y																Y													
	Hydrocodone	AXYS MLA-075	MLA-075			Y																Y													
	Hydrocortisone	AXYS MLA-075	MLA-075			Y																Y													
	Ibuprofen	EPA 1694	MLA-075											Y																				Y	
		AXYS MLA-075	MLA-075			Y																Y													
	Isochlortetracycline (ICTC)	EPA 1694	MLA-075											Y																				Y	
		AXYS MLA-075	MLA-075			Y																Y													
	Lincomycin	EPA 1694	MLA-075											Y																				Y	
		AXYS MLA-075	MLA-075			Y																Y													
	Lomefloxacin	EPA 1694	MLA-075											Y																				Y	
		AXYS MLA-075	MLA-075			Y																Y													
	Meprobamate	AXYS MLA-075	MLA-075			Y																Y													
	Metformin	EPA 1694	MLA-075											Y																				Y	
		AXYS MLA-075	MLA-075			Y																Y													
	Methylprednisolone	AXYS MLA-075	MLA-075			Y																Y													

Accreditation Scope

AXYS Analytical Services Ltd.
file ref.: ACC-101 Rev.22

				Pulp	Serum	Solids										Tissue						Urine	Water	Water, Drinking				Water, Non-Potable								
Compound Class	Compound	Accredited Method ID	AXYS Method ID	CALA	CALA	CALA	California DPH	Florida DOH	Minnesota DOH	New Jersey DEP	New York DOH	Virginia DGS	Washington DE	Maine DOH	ANAB	CALA	Florida DOH	Minnesota DOH	New Jersey DEP	Virginia DGS	ANAB	CALA	CALA	Florida DOH	Minnesota DOH	New Jersey DEP	ANAB	California DPH	Florida DOH	Minnesota DOH	New Jersey DEP	New York DOH	Virginia DGS	Washington DE	Maine DOH	ANAB	Pennsylvania DEP
	Metoprolol	AXYS MLA-075	MLA-075			Y																	Y													
	Miconazole	EPA 1694	MLA-075											Y																					Y		
		AXYS MLA-075	MLA-075			Y																	Y													
	Minocycline	EPA 1694	MLA-075											Y																					Y		
		AXYS MLA-075	MLA-075			Y																	Y													
	Naproxen	EPA 1694	MLA-075											Y																					Y		
		AXYS MLA-075	MLA-075			Y																	Y													
	Norfloxacin	EPA 1694	MLA-075											Y																					Y		
		AXYS MLA-075	MLA-075			Y																	Y													
	Norfluoxetine	AXYS MLA-075	MLA-075			Y																	Y													
	Norgestimate	EPA 1694	MLA-075											Y																					Y		
		AXYS MLA-075	MLA-075			Y																	Y													
	Norverapamil	AXYS MLA-075	MLA-075			Y																	Y													
	Ofloxacin	EPA 1694	MLA-075											Y																					Y		
		AXYS MLA-075	MLA-075			Y																	Y													
	Ormetoprim	EPA 1694	MLA-075											Y																					Y		
		AXYS MLA-075	MLA-075			Y																	Y													
	Oxacillin	EPA 1694	MLA-075											Y																					Y		
		AXYS MLA-075	MLA-075			Y																	Y													
	Oxolinic acid	EPA 1694	MLA-075											Y																					Y		
		AXYS MLA-075	MLA-075			Y																	Y													
	Oxycodone	EPA 1694	MLA-075											Y																					Y		
		AXYS MLA-075	MLA-075			Y																	Y													
	Oxytetracycline (OTC)	EPA 1694	MLA-075											Y																					Y		
		AXYS MLA-075	MLA-075			Y																	Y													
	Paroxetine	EPA 1694	MLA-075											Y																					Y		
		AXYS MLA-075	MLA-075			Y																	Y													
	Penicillin G	EPA 1694	MLA-075											Y																					Y		
		AXYS MLA-075	MLA-075			Y																	Y													
	Penicillin V	EPA 1694	MLA-075											Y																					Y		
		AXYS MLA-075	MLA-075			Y																	Y													
	Prednisolone	AXYS MLA-075	MLA-075			Y																	Y													
	Prednisone	AXYS MLA-075	MLA-075			Y																	Y													
	Promethazine	AXYS MLA-075	MLA-075			Y																	Y													
	Propoxyphene	AXYS MLA-075	MLA-075			Y																	Y													
	Propranolol	AXYS MLA-075	MLA-075			Y																	Y													
	Ranitidine	EPA 1694	MLA-075											Y																					Y		
		AXYS MLA-075	MLA-075			Y																	Y													
	Roxithromycin	EPA 1694	MLA-075											Y																					Y		
		AXYS MLA-075	MLA-075			Y																	Y													
	Sarafloxacin	EPA 1694	MLA-075											Y																					Y		
		AXYS MLA-075	MLA-075			Y																	Y													
	Sertraline	AXYS MLA-075	MLA-075			Y																	Y													
	Simvastatin	AXYS MLA-075	MLA-075			Y																	Y													
	Sulfachloropyridazine	EPA 1694	MLA-075											Y																					Y		
		AXYS MLA-075	MLA-075			Y																	Y													
	Sulfadiazine	EPA 1694	MLA-075											Y																					Y		
		AXYS MLA-075	MLA-075			Y																	Y													
	Sulfadimethoxine	EPA 1694	MLA-075											Y																					Y		
		AXYS MLA-075	MLA-075			Y																	Y													
	Sulfamerazine	EPA 1694	MLA-075											Y																					Y		

Accreditation Scope

AXYS Analytical Services Ltd.
file ref.: ACC-101 Rev.22

				Pulp	Serum	Solids										Tissue						Urine	Water	Water, Drinking			Water, Non-Potable								
Compound Class	Compound	Accredited Method ID	AXYS Method ID	CALA	CALA	CALA	California DPH	Florida DOH	Minnesota DOH	New Jersey DEP	New York DOH	Virginia DGS	Washington DE	Maine DOH	ANAB	CALA	Florida DOH	Minnesota DOH	New Jersey DEP	Virginia DGS	ANAB	CALA	CALA	Florida DOH	Minnesota DOH	New Jersey DEP	ANAB	California DPH	Florida DOH	Minnesota DOH	New Jersey DEP	New York DOH	Virginia DGS	Washington DE	Maine DOH	ANAB	Pennsylvania DEP
		AXYS MLA-075	MLA-075			Y																	Y												
	Sulfamethazine	EPA 1694	MLA-075											Y																				Y	
		AXYS MLA-075	MLA-075			Y																	Y												
	Sulfamethizole	EPA 1694	MLA-075											Y																				Y	
		AXYS MLA-075	MLA-075			Y																	Y												
	Sulfamethoxazole	EPA 1694	MLA-075											Y																				Y	
		AXYS MLA-075	MLA-075			Y																	Y												
	Sulfanilamide	EPA 1694	MLA-075											Y																				Y	
		AXYS MLA-075	MLA-075			Y																	Y												
	Sulfathiazole	EPA 1694	MLA-075											Y																				Y	
		AXYS MLA-075	MLA-075			Y																	Y												
	Tetracycline (TC)	EPA 1694	MLA-075											Y																				Y	
		AXYS MLA-075	MLA-075			Y																	Y												
	Theophylline	AXYS MLA-075	MLA-075			Y																	Y												
	Thiabendazole	EPA 1694	MLA-075											Y																				Y	
		AXYS MLA-075	MLA-075			Y																	Y												
	Trenbolone	AXYS MLA-075	MLA-075			Y																	Y												
	Trenbolone acetate	AXYS MLA-075	MLA-075			Y																	Y												
	Triamterene	AXYS MLA-075	MLA-075			Y																	Y												
	Triclocarban	EPA 1694	MLA-075											Y																				Y	
		AXYS MLA-075	MLA-075			Y																	Y												
	Triclosan	EPA 1694	MLA-075											Y																				Y	
		AXYS MLA-075	MLA-075			Y																	Y												
	Trimethoprim	EPA 1694	MLA-075											Y																				Y	
		AXYS MLA-075	MLA-075			Y																	Y												
	Tylosin	EPA 1694	MLA-075											Y																				Y	
		AXYS MLA-075	MLA-075			Y																	Y												
	Valsartan	AXYS MLA-075	MLA-075			Y																	Y												
	Verapamil	AXYS MLA-075	MLA-075			Y																	Y												
	Virginiamycin	EPA 1694	MLA-075											Y																				Y	
		AXYS MLA-075	MLA-075			Y																	Y												
	Warfarin	EPA 1694	MLA-075											Y																				Y	
		AXYS MLA-075	MLA-075			Y																	Y												
	Erythromycin anydrate	EPA 1694	MLA-075											Y																				Y	
Targeted Metabolites	11, 14, 17-eicosatrienoic acid (eicosatrienoic acid)	AXYS MLM-001	MLM-001													Y																			
	11, 14-eicosadienoic acid	AXYS MLM-001	MLM-001													Y																			
	3-hydroxytyrosine	AXYS MLM-001	MLM-001													Y																			
	Acetylcarnitine	AXYS MLM-001	MLM-001													Y																			
	Acetylornithine	AXYS MLM-001	MLM-001													Y																			
	Alanine	AXYS MLM-001	MLM-001													Y																			
	alpha-Aminoadipic acid	AXYS MLM-001	MLM-001													Y																			
	Arginine	AXYS MLM-001	MLM-001													Y																			
	Asparagine	AXYS MLM-001	MLM-001													Y																			
	Aspartate	AXYS MLM-001	MLM-001													Y																			
	Asymmetric dimethylarginine	AXYS MLM-001	MLM-001													Y																			
	Butenylcarnitine	AXYS MLM-001	MLM-001													Y																			
	Butyrylcarnitine	AXYS MLM-001	MLM-001													Y																			
	C22:5 ISOMER 1 (tentatively all-cis-4, 8, 12, 15, 19-docosapentaenoic acid)	AXYS MLM-001	MLM-001													Y																			
	C22:5 ISOMER 2 (all-cis-7,10,13,16,19-docosapentaenoic acid (DPA)	AXYS MLM-001	MLM-001													Y																			
	C22:5 ISOMER 3 (tentatively all-cis-4, 7, 10, 13, 16-docosapentaenoic acid)	AXYS MLM-001	MLM-001													Y																			
	Carnitine	AXYS MLM-001	MLM-001													Y																			

Accreditation Scope

AXYS Analytical Services Ltd.
file ref.: ACC-101 Rev.22

Compound Class	Compound	Accredited Method ID	AXYS Method ID	Pulp	Serum	Solids										Tissue						Urine	Water	Water, Drinking				Water, Non-Potable									
				CALA	CALA	CALA	California DPH	Florida DOH	Minnesota DOH	New Jersey DEP	New York DOH	Virginia DGS	Washington DE	Maine DOH	ANAB	CALA	Florida DOH	Minnesota DOH	New Jersey DEP	Virginia DGS	ANAB	CALA	CALA	Florida DOH	Minnesota DOH	New Jersey DEP	ANAB	California DPH	Florida DOH	Minnesota DOH	New Jersey DEP	New York DOH	Virginia DGS	Washington DE	Maine DOH	ANAB	Pennsylvania DEP
	Carnosine	AXYS MLM-001	MLM-001													Y																					
	chenodeoxycholic acid	AXYS MLM-001	MLM-001													Y																					
	cholic acid	AXYS MLM-001	MLM-001													Y																					
	Citrulline	AXYS MLM-001	MLM-001													Y																					
	Creatinine	AXYS MLM-001	MLM-001													Y																					
	Decadienylcarnitine	AXYS MLM-001	MLM-001													Y																					
	decanoic acid (capric acid)	AXYS MLM-001	MLM-001													Y																					
	Decanoylcarnitine	AXYS MLM-001	MLM-001													Y																					
	Decenoylcarnitine	AXYS MLM-001	MLM-001													Y																					
	deoxycholic acid	AXYS MLM-001	MLM-001													Y																					
	docosahexaenoic acid (DHA)	AXYS MLM-001	MLM-001													Y																					
	docosatetraenoic acid (adrenic acid)	AXYS MLM-001	MLM-001													Y																					
	Dodecanedioylcarnitine	AXYS MLM-001	MLM-001													Y																					
	Dodecanoylcarnitine	AXYS MLM-001	MLM-001													Y																					
	Dodecenoylcarnitine	AXYS MLM-001	MLM-001													Y																					
	Dopamine	AXYS MLM-001	MLM-001													Y																					
	eicosapentaenoic acid (EPA)	AXYS MLM-001	MLM-001													Y																					
	Eicosatetraenoic acid (arachidonic acid)	AXYS MLM-001	MLM-001													Y																					
	eicosatrienoic acid (dihomo-γ-linolenic acid)	AXYS MLM-001	MLM-001													Y																					
	Glutaconylcarnitine	AXYS MLM-001	MLM-001													Y																					
	Glutamate	AXYS MLM-001	MLM-001													Y																					
	Glutamine	AXYS MLM-001	MLM-001													Y																					
	Glutarylcarnitine (Hydroxyhexanoylcarnitine)	AXYS MLM-001	MLM-001													Y																					
	Glycine	AXYS MLM-001	MLM-001													Y																					
	glycochenodeoxycholic acid	AXYS MLM-001	MLM-001													Y																					
	glycocholic acid	AXYS MLM-001	MLM-001													Y																					
	glycodeoxycholic acid	AXYS MLM-001	MLM-001													Y																					
	Hexadecadienylcarnitine	AXYS MLM-001	MLM-001													Y																					
	hexadecanoic acid (palmitic acid)	AXYS MLM-001	MLM-001													Y																					
	Hexadecanoylcarnitine	AXYS MLM-001	MLM-001													Y																					
	hexadecenoic acid (palmitoleic acid)	AXYS MLM-001	MLM-001													Y																					
	Hexadecenoylcarnitine	AXYS MLM-001	MLM-001													Y																					
	Hexanoylcarnitine (Fumarylcarnitine)	AXYS MLM-001	MLM-001													Y																					
	Hexenoylcarnitine	AXYS MLM-001	MLM-001													Y																					
	Hexose (sum isomers)	AXYS MLM-001	MLM-001													Y																					
	Histamine	AXYS MLM-001	MLM-001													Y																					
	Histidine	AXYS MLM-001	MLM-001													Y																					
	Hydroxyhexadecadienylcarnitine	AXYS MLM-001	MLM-001													Y																					
	Hydroxyhexadecanoylcarnitine	AXYS MLM-001	MLM-001													Y																					
	Hydroxyhexadecenoylcarnitine	AXYS MLM-001	MLM-001													Y																					
	Hydroxylbutyrylcarnitine	AXYS MLM-001	MLM-001													Y																					
	Hydroxyoctadecenoylcarnitine	AXYS MLM-001	MLM-001													Y																					
	Hydroxyproline	AXYS MLM-001	MLM-001													Y																					
	Hydroxypropionylcarnitine	AXYS MLM-001	MLM-001													Y																					
	Hydroxysphingomyeline C14:1	AXYS MLM-001	MLM-001													Y																					
	Hydroxysphingomyeline C16:1	AXYS MLM-001	MLM-001													Y																					
	Hydroxysphingomyeline C22:1	AXYS MLM-001	MLM-001													Y																					
	Hydroxysphingomyeline C22:2	AXYS MLM-001	MLM-001													Y																					
	Hydroxysphingomyeline C24:1	AXYS MLM-001	MLM-001													Y																					
	Hydroxytetradecadienylcarnitine	AXYS MLM-001	MLM-001													Y																					
	Hydroxytetradecenoylcarnitine	AXYS MLM-001	MLM-001													Y																					

Accreditation Scope

AXYS Analytical Services Ltd.
file ref.: ACC-101 Rev.22

				Pulp	Serum	Solids										Tissue						Urine	Water	Water, Drinking				Water, Non-Potable									
Compound Class	Compound	Accredited Method ID	AXYS Method ID	CALA	CALA	CALA	California DPH	Florida DOH	Minnesota DOH	New Jersey DEP	New York DOH	Virginia DGS	Washington DE	Maine DOH	ANAB	CALA	Florida DOH	Minnesota DOH	New Jersey DEP	Virginia DGS	ANAB	CALA	CALA	Florida DOH	Minnesota DOH	New Jersey DEP	ANAB	California DPH	Florida DOH	Minnesota DOH	New Jersey DEP	New York DOH	Virginia DGS	Washington DE	Maine DOH	ANAB	Pennsylvania DEP
	Hydroxyvalerylcarnitine (Methylmalonylcarnitine)	AXYS MLM-001	MLM-001													Y																					
	Isoleucine	AXYS MLM-001	MLM-001													Y																					
	Kynurenine	AXYS MLM-001	MLM-001													Y																					
	Leucine	AXYS MLM-001	MLM-001													Y																					
	lithocholic acid	AXYS MLM-001	MLM-001													Y																					
	Lysine	AXYS MLM-001	MLM-001													Y																					
	lysoPhosphatidylcholine acyl C14:0	AXYS MLM-001	MLM-001													Y																					
	lysoPhosphatidylcholine acyl C16:0	AXYS MLM-001	MLM-001													Y																					
	lysoPhosphatidylcholine acyl C16:1	AXYS MLM-001	MLM-001													Y																					
	lysoPhosphatidylcholine acyl C17:0	AXYS MLM-001	MLM-001													Y																					
	lysoPhosphatidylcholine acyl C18:0	AXYS MLM-001	MLM-001													Y																					
	lysoPhosphatidylcholine acyl C18:1	AXYS MLM-001	MLM-001													Y																					
	lysoPhosphatidylcholine acyl C18:2	AXYS MLM-001	MLM-001													Y																					
	lysoPhosphatidylcholine acyl C20:3	AXYS MLM-001	MLM-001													Y																					
	lysoPhosphatidylcholine acyl C20:4	AXYS MLM-001	MLM-001													Y																					
	lysoPhosphatidylcholine acyl C24:0	AXYS MLM-001	MLM-001													Y																					
	lysoPhosphatidylcholine acyl C26:1	AXYS MLM-001	MLM-001													Y																					
	lysoPhosphatidylcholine acyl C28:0	AXYS MLM-001	MLM-001													Y																					
	lysoPhosphatidylcholine acyl C28:1	AXYS MLM-001	MLM-001													Y																					
	Methionine	AXYS MLM-001	MLM-001													Y																					
	Methioninesulfoxide	AXYS MLM-001	MLM-001													Y																					
	Methylglutarylcarnitine	AXYS MLM-001	MLM-001													Y																					
	Nitrotyrosine	AXYS MLM-001	MLM-001													Y																					
	Nonaylcarnitine	AXYS MLM-001	MLM-001													Y																					
	octadecadienoic acid (linoleic acid)	AXYS MLM-001	MLM-001													Y																					
	Octadecadienylcarnitine	AXYS MLM-001	MLM-001													Y																					
	octadecanoic acid (stearic acid)	AXYS MLM-001	MLM-001													Y																					
	Octadecanoylcarnitine	AXYS MLM-001	MLM-001													Y																					
	octadecatrienoic acid (γ-linolenic acid)	AXYS MLM-001	MLM-001													Y																					
	Octadecenoylcarnitine	AXYS MLM-001	MLM-001													Y																					
	Octanoylcarnitine	AXYS MLM-001	MLM-001													Y																					
	Ornithine	AXYS MLM-001	MLM-001													Y																					
	Phenylalanine	AXYS MLM-001	MLM-001													Y																					
	Phenylethylamine	AXYS MLM-001	MLM-001													Y																					
	Phosphatidylcholine acyl-alkyl C30:0	AXYS MLM-001	MLM-001													Y																					
	Phosphatidylcholine acyl-alkyl C30:1	AXYS MLM-001	MLM-001													Y																					
	Phosphatidylcholine acyl-alkyl C30:2	AXYS MLM-001	MLM-001													Y																					
	Phosphatidylcholine acyl-alkyl C32:1	AXYS MLM-001	MLM-001													Y																					
	Phosphatidylcholine acyl-alkyl C32:2	AXYS MLM-001	MLM-001													Y																					
	Phosphatidylcholine acyl-alkyl C34:0	AXYS MLM-001	MLM-001													Y																					
	Phosphatidylcholine acyl-alkyl C34:1	AXYS MLM-001	MLM-001													Y																					
	Phosphatidylcholine acyl-alkyl C34:2	AXYS MLM-001	MLM-001													Y																					
	Phosphatidylcholine acyl-alkyl C34:3	AXYS MLM-001	MLM-001													Y																					
	Phosphatidylcholine acyl-alkyl C36:0	AXYS MLM-001	MLM-001													Y																					
	Phosphatidylcholine acyl-alkyl C36:1	AXYS MLM-001	MLM-001													Y																					
	Phosphatidylcholine acyl-alkyl C36:2	AXYS MLM-001	MLM-001													Y																					
	Phosphatidylcholine acyl-alkyl C36:3	AXYS MLM-001	MLM-001													Y																					
	Phosphatidylcholine acyl-alkyl C36:4	AXYS MLM-001	MLM-001													Y																					
	Phosphatidylcholine acyl-alkyl C36:5	AXYS MLM-001	MLM-001													Y																					
	Phosphatidylcholine acyl-alkyl C38:0	AXYS MLM-001	MLM-001													Y																					
	Phosphatidylcholine acyl-alkyl C38:1	AXYS MLM-001	MLM-001													Y																					

Accreditation Scope

AXYS Analytical Services Ltd.
file ref.: ACC-101 Rev.22

				Pulp	Serum	Solids										Tissue						Urine	Water	Water, Drinking				Water, Non-Potable									
Compound Class	Compound	Accredited Method ID	AXYS Method ID	CALA	CALA	CALA	California DPH	Florida DOH	Minnesota DOH	New Jersey DEP	New York DOH	Virginia DGS	Washington DE	Maine DOH	ANAB	CALA	Florida DOH	Minnesota DOH	New Jersey DEP	Virginia DGS	ANAB	CALA	CALA	Florida DOH	Minnesota DOH	New Jersey DEP	ANAB	California DPH	Florida DOH	Minnesota DOH	New Jersey DEP	New York DOH	Virginia DGS	Washington DE	Maine DOH	ANAB	Pennsylvania DEP
	Phosphatidylcholine acyl-alkyl C38:2	AXYS MLM-001	MLM-001													Y																					
	Phosphatidylcholine acyl-alkyl C38:3	AXYS MLM-001	MLM-001													Y																					
	Phosphatidylcholine acyl-alkyl C38:5	AXYS MLM-001	MLM-001													Y																					
	Phosphatidylcholine acyl-alkyl C38:6	AXYS MLM-001	MLM-001													Y																					
	Phosphatidylcholine acyl-alkyl C40:1	AXYS MLM-001	MLM-001													Y																					
	Phosphatidylcholine acyl-alkyl C40:2	AXYS MLM-001	MLM-001													Y																					
	Phosphatidylcholine acyl-alkyl C40:3	AXYS MLM-001	MLM-001													Y																					
	Phosphatidylcholine acyl-alkyl C40:4	AXYS MLM-001	MLM-001													Y																					
	Phosphatidylcholine acyl-alkyl C40:5	AXYS MLM-001	MLM-001													Y																					
	Phosphatidylcholine acyl-alkyl C40:6	AXYS MLM-001	MLM-001													Y																					
	Phosphatidylcholine acyl-alkyl C42:0	AXYS MLM-001	MLM-001													Y																					
	Phosphatidylcholine acyl-alkyl C42:1	AXYS MLM-001	MLM-001													Y																					
	Phosphatidylcholine acyl-alkyl C42:2	AXYS MLM-001	MLM-001													Y																					
	Phosphatidylcholine acyl-alkyl C42:3	AXYS MLM-001	MLM-001													Y																					
	Phosphatidylcholine acyl-alkyl C42:4	AXYS MLM-001	MLM-001													Y																					
	Phosphatidylcholine acyl-alkyl C42:5	AXYS MLM-001	MLM-001													Y																					
	Phosphatidylcholine acyl-alkyl C44:3	AXYS MLM-001	MLM-001													Y																					
	Phosphatidylcholine acyl-alkyl C44:4	AXYS MLM-001	MLM-001													Y																					
	Phosphatidylcholine acyl-alkyl C44:5	AXYS MLM-001	MLM-001													Y																					
	Phosphatidylcholine acyl-alkyl C44:6	AXYS MLM-001	MLM-001													Y																					
	Phosphatidylcholine diacyl C24:0	AXYS MLM-001	MLM-001													Y																					
	Phosphatidylcholine diacyl C26:0	AXYS MLM-001	MLM-001													Y																					
	Phosphatidylcholine diacyl C28:1	AXYS MLM-001	MLM-001													Y																					
	Phosphatidylcholine diacyl C30:0	AXYS MLM-001	MLM-001													Y																					
	Phosphatidylcholine diacyl C30:2	AXYS MLM-001	MLM-001													Y																					
	Phosphatidylcholine diacyl C32:0	AXYS MLM-001	MLM-001													Y																					
	Phosphatidylcholine diacyl C32:1	AXYS MLM-001	MLM-001													Y																					
	Phosphatidylcholine diacyl C32:2	AXYS MLM-001	MLM-001													Y																					
	Phosphatidylcholine diacyl C32:3	AXYS MLM-001	MLM-001													Y																					
	Phosphatidylcholine diacyl C34:1	AXYS MLM-001	MLM-001													Y																					
	Phosphatidylcholine diacyl C34:2	AXYS MLM-001	MLM-001													Y																					
	Phosphatidylcholine diacyl C34:3	AXYS MLM-001	MLM-001													Y																					
	Phosphatidylcholine diacyl C34:4	AXYS MLM-001	MLM-001													Y																					
	Phosphatidylcholine diacyl C36:0	AXYS MLM-001	MLM-001													Y																					
	Phosphatidylcholine diacyl C36:1	AXYS MLM-001	MLM-001													Y																					
	Phosphatidylcholine diacyl C36:2	AXYS MLM-001	MLM-001													Y																					
	Phosphatidylcholine diacyl C36:3	AXYS MLM-001	MLM-001													Y																					
	Phosphatidylcholine diacyl C36:4	AXYS MLM-001	MLM-001													Y																					
	Phosphatidylcholine diacyl C36:5	AXYS MLM-001	MLM-001													Y																					
	Phosphatidylcholine diacyl C36:6	AXYS MLM-001	MLM-001													Y																					
	Phosphatidylcholine diacyl C38:0	AXYS MLM-001	MLM-001													Y																					
	Phosphatidylcholine diacyl C38:1	AXYS MLM-001	MLM-001													Y																					
	Phosphatidylcholine diacyl C38:3	AXYS MLM-001	MLM-001													Y																					
	Phosphatidylcholine diacyl C38:4	AXYS MLM-001	MLM-001													Y																					
	Phosphatidylcholine diacyl C38:5	AXYS MLM-001	MLM-001													Y																					
	Phosphatidylcholine diacyl C38:6	AXYS MLM-001	MLM-001													Y																					
	Phosphatidylcholine diacyl C40:1	AXYS MLM-001	MLM-001													Y																					
	Phosphatidylcholine diacyl C40:2	AXYS MLM-001	MLM-001													Y																					
	Phosphatidylcholine diacyl C40:3	AXYS MLM-001	MLM-001													Y																					
	Phosphatidylcholine diacyl C40:4	AXYS MLM-001	MLM-001													Y																					
	Phosphatidylcholine diacyl C40:5	AXYS MLM-001	MLM-001													Y																					

Accreditation Scope

AXYS Analytical Services Ltd.
file ref.: ACC-101 Rev.22

Compound Class	Compound	Accredited Method ID	AXYS Method ID	Pulp	Serum	Solids										Tissue						Urine	Water	Water, Drinking				Water, Non-Potable									
				CALA	CALA	CALA	California DPH	Florida DOH	Minnesota DOH	New Jersey DEP	New York DOH	Virginia DGS	Washington DE	Maine DOH	ANAB	CALA	Florida DOH	Minnesota DOH	New Jersey DEP	Virginia DGS	ANAB	CALA	CALA	Florida DOH	Minnesota DOH	New Jersey DEP	ANAB	California DPH	Florida DOH	Minnesota DOH	New Jersey DEP	New York DOH	Virginia DGS	Washington DE	Maine DOH	ANAB	Pennsylvania DEP
	Phosphatidylcholine diacyl C40:6	AXYS MLM-001	MLM-001													Y																					
	Phosphatidylcholine diacyl C42:0	AXYS MLM-001	MLM-001													Y																					
	Phosphatidylcholine diacyl C42:1	AXYS MLM-001	MLM-001													Y																					
	Phosphatidylcholine diacyl C42:2	AXYS MLM-001	MLM-001													Y																					
	Phosphatidylcholine diacyl C42:4	AXYS MLM-001	MLM-001													Y																					
	Phosphatidylcholine diacyl C42:5	AXYS MLM-001	MLM-001													Y																					
	Phosphatidylcholine diacyl C42:6	AXYS MLM-001	MLM-001													Y																					
	Pimelylcarnitine	AXYS MLM-001	MLM-001													Y																					
	Proline	AXYS MLM-001	MLM-001													Y																					
	Propenoylcarnitine	AXYS MLM-001	MLM-001													Y																					
	Propionylcarnitine	AXYS MLM-001	MLM-001													Y																					
	Putrescine	AXYS MLM-001	MLM-001													Y																					
	Sarcosine	AXYS MLM-001	MLM-001													Y																					
	Serine	AXYS MLM-001	MLM-001													Y																					
	Serotonin	AXYS MLM-001	MLM-001													Y																					
	Spermidine	AXYS MLM-001	MLM-001													Y																					
	Spermine	AXYS MLM-001	MLM-001													Y																					
	Sphingomyeline C16:0	AXYS MLM-001	MLM-001													Y																					
	Sphingomyeline C16:1	AXYS MLM-001	MLM-001													Y																					
	Sphingomyeline C18:0	AXYS MLM-001	MLM-001													Y																					
	Sphingomyeline C18:1	AXYS MLM-001	MLM-001													Y																					
	Sphingomyeline C20:2	AXYS MLM-001	MLM-001													Y																					
	Sphingomyeline C22:3	AXYS MLM-001	MLM-001													Y																					
	Sphingomyeline C24:0	AXYS MLM-001	MLM-001													Y																					
	Sphingomyeline C24:1	AXYS MLM-001	MLM-001													Y																					
	Sphingomyeline C26:0	AXYS MLM-001	MLM-001													Y																					
	Sphingomyeline C26:1	AXYS MLM-001	MLM-001													Y																					
	Symmetric dimethylarginine	AXYS MLM-001	MLM-001													Y																					
	Taurine	AXYS MLM-001	MLM-001													Y																					
	taurochenodeoxycholic acid	AXYS MLM-001	MLM-001													Y																					
	taurocholic acid	AXYS MLM-001	MLM-001													Y																					
	taurodeoxycholic acid	AXYS MLM-001	MLM-001													Y																					
	taurolithocholic acid	AXYS MLM-001	MLM-001													Y																					
	tauroursodexoycholic acid	AXYS MLM-001	MLM-001													Y																					
	Tetradecadienylcarnitine	AXYS MLM-001	MLM-001													Y																					
	tetradecanoic acid (myristic acid)	AXYS MLM-001	MLM-001													Y																					
	Tetradecanoylcarnitine	AXYS MLM-001	MLM-001													Y																					
	Tetradecenoylcarnitine	AXYS MLM-001	MLM-001													Y																					
	Threonine	AXYS MLM-001	MLM-001													Y																					
	Tiglylcarnitine	AXYS MLM-001	MLM-001													Y																					
	Total dimethylarginine	AXYS MLM-001	MLM-001													Y																					
	Tryptophan	AXYS MLM-001	MLM-001													Y																					
	Tyrosine	AXYS MLM-001	MLM-001													Y																					
	ursodexoycholic acid	AXYS MLM-001	MLM-001													Y																					
	Valerylcarnitine	AXYS MLM-001	MLM-001													Y																					
	Valine	AXYS MLM-001	MLM-001													Y																					
TBBPA	Tetrabromobisphenol A	AXYS MLA-079	MLA-079		Y																																

Legend

BPA and mPE	Bisphenol A and mono-Phthalate Esters
HBCDD	Hexabromocyclododecane
OC Pesticides	Organochlorine Pesticides
PAH	Polycyclic Aromatic Hydrocarbons
PBDPE	Polybrominated diphenylethers
PCB	Polychlorinated Biphenyls
PCDDF	Polychlorinated dibenzodioxins/furans
PFC	Perfluorinated Compounds
PPCP	Pharmaceutical and Personal Care Products
TBBPA	Tetrabromobisphenol A
California DPH	California Department of Public Health, Lab ID 2911
Florida DOH	Florida Department of Health, Lab ID E871007, (NELAC Standard)
Pennsylvania DEP	Pennsylvania Departmnent of Environmental Protection
Minnesota DOH	Minnesota Department of Health, Lab ID 232-999-430, (NELAC Standard)
New Jersey DEP	New Jersey Department of Environmental Protection, Lab ID CANA005, (NELAC Standard)
New York DOH	New York Department of Health, Lab ID 11674, (NELAC Standard)
Washington DE	Washington Department of Ecology, Lab ID C404
Virginia DGS	Virginia Department of General Services, Division of Consolidated Laboratory Services, Lab ID 460224, (NELAC Standard)
Maine DOH	Maine Center for Disease Control and Prevention, Department of Health and Human Services, Lab ID CN00003
CALA	Canadian Association for Laboratory Accreditation Inc., Lab ID A2637, (ISO/IEC 17025:2005 Standard)
ANAB	ANSI-ASQ National Accreditation Board, certificate AT-1861, (ISO/IEC 17025:2005 Standard)

AXYS | Axys Analytical Services Ltd
2045 Mills Road West
SIDNEY, BRITISH COLUMBIA, CANADA V8L 5X2
TEL 250-655-5800 FAX 250-655-5811
www.axysanalytical.com

AXYS Client No.: 4765

Client Address: ARCADIS U.S., Inc.
630 Plaza Drive, Suite 600
Highlands Ranch, CO, US, 80129

The AXYS contact for these data is Kirsten Anderson.

BATCH SUMMARY

Batch ID: WG51242	***Date:*** 10-Jun-2015
Analysis Type: PAH	***Matrix Type:*** Tissue

BATCH MAKEUP

Contract: 4765

Samples:

L23191-2	83 Top
L23191-3	85 Middle
L23191-4	87 Bottom
L23191-8	95 Top
L23191-9	97 Middle
L23191-10	99 Bottom
L23191-14	125 Top
L23191-15	127 Middle
L23191-16	129 Bottom

Blank: WG51242-101

Reference or Spike: WG51242-102

Duplicate:

Comments:

1. Data are considered final.
2. Data are not blank corrected.
3. In sample 83 Top (Axys ID L23191-2), naphthalene, 2-methylnaphthalene, and 2,6-dimethylnaphthalene could not be quantified, as indicated by the NQ flags. The recovery of d8-acenaphthylene fell below the lower method control limit, as indicated by the V flag. The results are recovery corrected. The recovery of the d8-acenaphthylene is sufficient for the accurate quantification of native acenaphthylene and acenaphthene, the two analytes for which d8-acenapthylene is the internal standard.

Copyright AXYS Analytical Services Ltd
February 1993

AXYS METHOD MLA-021 Rev 12

Form 3A
INITIAL CALIBRATION RELATIVE RESPONSES

AXYS ANALYTICAL SERVICES
2045 MILLS RD., SIDNEY, B.C., CANADA
V8L 5X2 TEL (250) 655-5800 FAX (250) 655-5811

Initial Calibration Date: 19-Jan-2015

Instrument ID: LR GC/MS

GC Column ID: RTX5

CS0 Data Filename: N/A
CS1 Data Filename: PH5S0130.D
CS2 Data Filename: PH5S0131.D
CS3 Data Filename: PH5S0132.D
CS4 Data Filename: PH5S0134.D
CS5 Data Filename: PH5S0133.D
CS6 Data Filename: N/A

		RELATIVE RESPONSE (RR)								
COMPOUND	**LAB FLAG [1]**	**CS0**	**CS1**	**CS2**	**CS3**	**CS4**	**CS5**	**CS6**	**MEAN RR**	**CV (%RSD)[2]**
Naphthalene			1.10	1.08	1.11	1.13	1.14		1.11	2.30
Acenaphthylene			1.13	1.14	1.15	1.18	1.19		1.16	2.07
Acenaphthene			0.61	0.62	0.62	0.65	0.64		0.63	3.05
Fluorene			0.73	0.74	0.74	0.77	0.79		0.76	3.44
Phenanthrene			1.09	1.13	1.15	1.18	1.19		1.15	3.47
Anthracene			1.14	1.14	1.16	1.18	1.21		1.17	2.45
Fluoranthene			1.34	1.33	1.40	1.45	1.42		1.39	3.92
Pyrene			1.40	1.47	1.44	1.49	1.49		1.46	2.56
Benz[a]anthracene			1.36	1.37	1.45	1.46	1.48		1.42	3.89
Chrysene			1.25	1.25	1.28	1.29	1.32		1.28	2.29
Benzo[b]fluoranthene			1.62	1.53	1.49	1.49	1.53		1.53	3.45
Benzo[j,k]fluoranthenes			1.16	1.19	1.22	1.23	1.25		1.21	2.87
Benzo[e]pyrene			1.22	1.26	1.32	1.32	1.38		1.30	4.73
Benzo[a]pyrene			1.28	1.31	1.31	1.31	1.37		1.31	2.71
Perylene			1.41	1.42	1.46	1.49	1.55		1.47	4.10
Dibenz[a,h]anthracene			1.56	1.50	1.56	1.62	1.60		1.57	3.00
Indeno[1,2,3-cd]pyrene			1.31	1.27	1.31	1.33	1.37		1.32	2.63
Benzo[ghi]perylene			1.41	1.39	1.41	1.45	1.46		1.42	2.20
2-Methylnaphthalene			1.18	1.21	1.22	1.24	1.26		1.22	2.34
2,6-Dimethylnaphthalene			1.18	1.20	1.21	1.24	1.25		1.22	2.31
2,3,5-Trimethylnaphthalene			1.08	1.05	1.09	1.12	1.12		1.09	2.76
1-Methylphenanthrene			0.76	0.75	0.80	0.82	0.84		0.79	4.74
Dibenzothiophene			1.18	1.20	1.20	1.22	1.24		1.21	1.66

(1) Where applicable, custom lab flags have been used on this report.
(2) QC limit is 20% for native compounds with a labeled analog, 35% for those without a labeled analog.

These data are validated and reported as accurate and in accord with AXYS Analytical Services Ltd. ISO17025 compliant quality assurance processes.
Signed: _____Brian Watson_____

For Axys Internal Use Only [XSL Template: Form3A.xsl; Created: 10-Jun-2015 16:24:47; Application: XMLTransformer-1.14.12;
Report Filename: GENERIC-SPECS_PAH_LO_19-Jan-2015_PH5S__Form3A_GS59616.html; Workgroup: WG51242; Design ID: 2591]

AXYS METHOD MLA-021 Rev 12

Form 3B
INITIAL CALIBRATION RELATIVE RESPONSES

AXYS ANALYTICAL SERVICES
2045 MILLS RD., SIDNEY, B.C., CANADA
V8L 5X2 TEL (250) 655-5800 FAX (250) 655-5811

Initial Calibration Date: 19-Jan-2015

Instrument ID: LR GC/MS

GC Column ID: RTX5

CS0 Data Filename: N/A

CS1 Data Filename: PH5S0130.D

CS2 Data Filename: PH5S0131.D

CS3 Data Filename: PH5S0132.D

CS4 Data Filename: PH5S0134.D

CS5 Data Filename: PH5S0133.D

CS6 Data Filename: N/A

		RELATIVE RESPONSE (RR)								
LABELED COMPOUND	**LAB FLAG [1]**	**CS0**	**CS1**	**CS2**	**CS3**	**CS4**	**CS5**	**CS6**	**MEAN RR**	**CV (%RSD)[2]**
Naphthalene d-8			1.77	1.78	1.77	1.76	1.75		1.77	0.78
2-Methylnaphthalene d-10			1.11	1.11	1.11	1.10	1.10		1.11	0.65
2,6-Dimethylnaphthalene d-12			0.96	0.95	0.95	0.95	0.96		0.95	0.40
Acenaphthylene d-8			2.03	2.02	2.05	1.98	2.04		2.03	1.25
Dibenzothiophene d-8			0.91	0.90	0.89	0.90	0.91		0.90	0.95
Phenanthrene d-10			0.95	0.94	0.95	0.95	0.96		0.95	0.53
Fluoranthene d-10			0.90	0.90	0.91	0.91	0.92		0.91	0.59
Benzo[a]anthracene d-12			0.78	0.77	0.79	0.79	0.80		0.79	1.15
Chrysene d-12			0.85	0.86	0.87	0.89	0.89		0.87	2.03
Benzo[b]fluoranthene d-12			0.89	0.89	0.90	0.91	0.91		0.90	1.22
Benzo[k]fluoranthene d-12			1.11	1.12	1.14	1.16	1.18		1.14	2.38
Benzo[a]pyrene d-12			0.92	0.92	0.94	0.97	0.96		0.94	2.62
Perylene d-12			0.83	0.84	0.85	0.86	0.85		0.85	1.49
Dibenzo[a,h]anthracene d-14			0.67	0.68	0.71	0.72	0.74		0.70	3.98
Indeno[1,2,3-cd]pyrene d-12			0.91	0.92	0.94	0.97	0.94		0.93	2.46
Benzo[ghi]perylene d-12			0.96	0.98	0.99	1.01	0.99		0.99	1.74

(1) Where applicable, custom lab flags have been used on this report.
(2) QC limit is 35% for labeled compounds.

These data are validated and reported as accurate and in accord with AXYS Analytical Services Ltd. ISO17025 compliant quality assurance processes.
Signed: _____Brian Watson_____

For Axys Internal Use Only [XSL Template: Form3B.xsl; Created: 10-Jun-2015 16:24:47; Application: XMLTransformer-1.14.12;
Report Filename: GENERIC-SPECS_PAH_LO_19-Jan-2015_PH5S__Form3B_GS59616.html; Workgroup: WG51242; Design ID: 2591]

AXYS METHOD MLA-021 Rev 12

Form 3C
INITIAL CALIBRATION ION ABUNDANCE RATIOS

AXYS ANALYTICAL SERVICES
2045 MILLS RD., SIDNEY, B.C., CANADA
V8L 5X2 TEL (250) 655-5800 FAX (250) 655-5811

Initial Calibration Date: 19-Jan-2015

Instrument ID: LR GC/MS

GC Column ID: RTX5

CS0 Data Filename: N/A
CS1 Data Filename: PH5S0130.D
CS2 Data Filename: PH5S0131.D
CS3 Data Filename: PH5S0132.D
CS4 Data Filename: PH5S0134.D
CS5 Data Filename: PH5S0133.D
CS6 Data Filename: N/A

COMPOUND	LAB FLAG [1]	M/Z's FORMING RATIO	ION ABUNDANCE RATIO CS0	CS1	CS2	CS3	CS4	CS5	CS6
Naphthalene		**128,102**		0.07	0.07	0.07	0.07	0.07	
Acenaphthylene		**152,151**		0.20	0.20	0.20	0.20	0.20	
Acenaphthene		**154,153**		1.14	1.16	1.18	1.17	1.17	
Fluorene		**166,165**		1.04	1.02	1.02	1.03	1.02	
Phenanthrene		**178,176**		0.20	0.20	0.19	0.19	0.19	
Anthracene		**178,176**		0.19	0.19	0.19	0.19	0.19	
Fluoranthene		**202,200**		0.21	0.20	0.21	0.20	0.21	
Pyrene		**202,200**		0.21	0.20	0.21	0.21	0.21	
Benz[a]anthracene		**228,226**		0.27	0.27	0.27	0.28	0.28	
Chrysene		**228,226**		0.30	0.30	0.30	0.30	0.30	
Benzo[b]fluoranthene		**252,253**		0.25	0.24	0.23	0.22	0.21	
Benzo[j,k]fluoranthenes		**252,253**		0.24	0.24	0.21	0.21	0.21	
Benzo[e]pyrene		**252,253**		0.22	0.23	0.21	0.21	0.21	
Benzo[a]pyrene		**252,253**		0.23	0.20	0.22	0.21	0.21	
Perylene		**252,253**		0.23	0.21	0.22	0.22	0.21	
Dibenz[a,h]anthracene		**278,139**		0.16	0.16	0.17	0.17	0.17	
Indeno[1,2,3-cd]pyrene		**276,138**		0.27	0.23	0.21	0.21	0.20	
Benzo[ghi]perylene		**276,138**		0.22	0.22	0.23	0.22	0.22	
2-Methylnaphthalene		**142,141**		0.91	0.92	0.90	0.90	0.91	
2,6-Dimethylnaphthalene		**156,141**		0.70	0.71	0.70	0.70	0.70	
2,3,5-Trimethylnaphthalene		**170,155**		0.89	0.94	0.92	0.92	0.93	
1-Methylphenanthrene		**192,191**		0.59	0.61	0.61	0.61	0.62	
Dibenzothiophene		**184,152**		0.09	0.09	0.09	0.08	0.08	

(1) Where applicable, custom lab flags have been used on this report.

These data are validated and reported as accurate and in accord with AXYS Analytical Services Ltd. ISO17025 compliant quality assurance processes.
Signed: _____Brian Watson_____

For Axys Internal Use Only [XSL Template: Form3C.xsl; Created: 10-Jun-2015 16:24:47; Application: XMLTransformer-1.14.12;
Report Filename: GENERIC-SPECS_PAH_LO_19-Jan-2015_PH5S__Form3C_GS59616.html; Workgroup: WG51242; Design ID: 2591]

AXYS METHOD MLA-021 Rev 12

Form 3D
INITIAL CALIBRATION ION ABUNDANCE RATIOS

AXYS ANALYTICAL SERVICES
2045 MILLS RD., SIDNEY, B.C., CANADA
V8L 5X2 TEL (250) 655-5800 FAX (250) 655-5811

Initial Calibration Date: 19-Jan-2015

Instrument ID: LR GC/MS

GC Column ID: RTX5

CS0 Data Filename: N/A
CS1 Data Filename: PH5S0130.D
CS2 Data Filename: PH5S0131.D
CS3 Data Filename: PH5S0132.D
CS4 Data Filename: PH5S0134.D
CS5 Data Filename: PH5S0133.D
CS6 Data Filename: N/A

LABELED COMPOUND	LAB FLAG[1]	M/Z's FORMING RATIO	ION ABUNDANCE RATIO CS0	CS1	CS2	CS3	CS4	CS5	CS6
Naphthalene d-8		**136,134**		0.09	0.09	0.09	0.09	0.09	
2-Methylnaphthalene d-10		**152,151**		0.17	0.17	0.17	0.17	0.17	
2,6-Dimethylnaphthalene d-12		**168,150**		0.78	0.79	0.77	0.77	0.77	
Acenaphthylene d-8		**160,158**		0.16	0.16	0.15	0.15	0.16	
Dibenzothiophene d-8		**192,160**		0.08	0.09	0.09	0.09	0.09	
Phenanthrene d-10		**188,184**		0.14	0.15	0.15	0.15	0.15	
Fluoranthene d-10		**212,208**		0.18	0.18	0.18	0.18	0.18	
Benzo[a]anthracene d-12		**240,236**		0.25	0.25	0.25	0.25	0.25	
Chrysene d-12		**240,236**		0.27	0.27	0.27	0.27	0.27	
Benzo[b]fluoranthene d-12		**264,260**		0.21	0.21	0.21	0.21	0.21	
Benzo[k]fluoranthene d-12		**264,260**		0.21	0.20	0.20	0.20	0.20	
Benzo[a]pyrene d-12		**264,260**		0.21	0.21	0.21	0.20	0.21	
Perylene d-12		**264,260**		0.26	0.26	0.26	0.26	0.26	
Dibenzo[a,h]anthracene d-14		**292,288**		0.28	0.29	0.29	0.29	0.29	
Indeno[1,2,3-cd]pyrene d-12		**288,284**		0.19	0.19	0.19	0.19	0.19	
Benzo[ghi]perylene d-12		**288,284**		0.20	0.20	0.20	0.20	0.20	

(1) Where applicable, custom lab flags have been used on this report.

These data are validated and reported as accurate and in accord with AXYS Analytical Services Ltd. ISO17025 compliant quality assurance processes.
Signed: _____Brian Watson_____

For Axys Internal Use Only [XSL Template: Form3D.xsl; Created: 10-Jun-2015 16:24:47; Application: XMLTransformer-1.14.12;
Report Filename: GENERIC-SPECS_PAH_LO_19-Jan-2015_PH5S__Form3D_GS59616.html; Workgroup: WG51242; Design ID: 2591]

AXYS METHOD MLA-021 Rev 12

Form 4A
CALIBRATION VERIFICATION

AXYS ANALYTICAL SERVICES
2045 MILLS RD., SIDNEY, B.C., CANADA
V8L 5X2 TEL (250) 655-5800 FAX (250) 655-5811

Initial Calibration Date:	19-Jan-2015	**VER Data Filename:**	PH5S1754.D
Instrument ID:	LR GC/MS	**Analysis Date:**	29-May-2015
GC Column ID:	RTX5	**Analysis Time:**	10:44:00

COMPOUND	CAS NO.	LAB FLAG [1]	m/e ION CHANNELS	ION ABUND. RATIO	QC LIMITS	CONC. FOUND (ng/mL)	CONC. RANGE (ng/mL)
Naphthalene	91-20-3		128,102	0.08	0.06-0.10	2060	1470-2450
Acenaphthylene	208-96-8		152,151	0.20	0.16-0.24	2060	1480-2470
Acenaphthene	83-32-9		154,153	1.18	0.94-1.42	2120	1490-2490
Fluorene	86-73-7		166,165	1.02	0.82-1.22	2040	1460-2440
Phenanthrene	85-01-8		178,176	0.19	0.15-0.23	2090	1480-2470
Anthracene	120-12-7		178,176	0.19	0.15-0.23	2060	1490-2480
Fluoranthene	206-44-0		202,200	0.21	0.17-0.25	2020	1490-2480
Pyrene	129-00-0		202,200	0.21	0.17-0.25	1950	1470-2440
Benz[a]anthracene	56-55-3		228,226	0.28	0.22-0.34	2090	1470-2460
Chrysene	218-01-9		228,226	0.31	0.25-0.37	2060	1490-2480
Benzo[b]fluoranthene	205-99-2		252,253	0.21	0.17-0.25	2000	1480-2470
Benzo[j,k]fluoranthenes			252,253	0.22	0.18-0.26	2090	1480-2460
Benzo[e]pyrene	192-97-2		252,253	0.21	0.17-0.25	2070	1490-2490
Benzo[a]pyrene	50-32-8		252,253	0.21	0.17-0.25	2080	1490-2480
Perylene	198-55-0		252,253	0.21	0.17-0.25	2130	1490-2490
Dibenz[a,h]anthracene	53-70-3		278,139	0.16	0.10-0.22	2170	1490-2490
Indeno[1,2,3-cd]pyrene	193-39-5		276,138	0.20	0.13-0.27	2070	1480-2460
Benzo[ghi]perylene	191-24-2		276,138	0.22	0.14-0.30	2060	1480-2460
2-Methylnaphthalene	91-57-6		142,141	0.90	0.72-1.08	2140	1530-2550
2,6-Dimethylnaphthalene	581-42-0		156,141	0.72	0.58-0.86	2080	1500-2500
2,3,5-Trimethylnaphthalene	2245-38-7		170,155	0.95	0.76-1.14	2030	1460-2440
1-Methylphenanthrene	832-69-9		192,191	0.60	0.48-0.72	1710	1220-2030
Dibenzothiophene	132-65-0		184,152	0.09	0.07-0.11	2040	1500-2500

(1) Where applicable, custom lab flags have been used on this report.

These data are validated and reported as accurate and in accord with AXYS Analytical Services Ltd. ISO17025 compliant quality assurance processes.
Signed: _____David Wolfe_____

For Axys Internal Use Only [XSL Template: Pest4A.xsl; Created: 10-Jun-2015 16:24:47; Application: XMLTransformer-1.14.12;
Report Filename: GENERIC-SPECS_PAH_LO_PH5S1754.D__Form4A_SJ1890716.html; Workgroup: WG51242; Design ID: 2591]

AXYS METHOD MLA-021 Rev 12

Form 4B
CALIBRATION VERIFICATION

AXYS ANALYTICAL SERVICES
2045 MILLS RD., SIDNEY, B.C., CANADA
V8L 5X2 TEL (250) 655-5800 FAX (250) 655-5811

Initial Calibration Date:	19-Jan-2015	**VER Data Filename:**	PH5S1754.D
Instrument ID:	LR GC/MS	**Analysis Date:**	29-May-2015
GC Column ID:	RTX5	**Analysis Time:**	10:44:00

LABELED COMPOUND	CAS NO.	LAB FLAG [1]	m/e ION CHANNELS	ION ABUND. RATIO	QC LIMITS	CONC. FOUND (ng/mL)	CONC. RANGE (ng/mL)
Naphthalene d-8	1146-65-2		136,134	0.09	0.07-0.11	2130	1500-2500
2-Methylnaphthalene d-10	7297-45-2		152,151	0.17	0.14-0.20	2030	1500-2500
2,6-Dimethylnaphthalene d-12	350820-12-1		168,150	0.80	0.64-0.96	2020	1510-2520
Acenaphthylene d-8	93951-97-4		160,158	0.16	0.13-0.19	1960	1500-2500
Dibenzothiophene d-8	33262-29-2		192,160	0.09	0.07-0.11	2010	1510-2510
Phenanthrene d-10	1517-22-2		188,184	0.14	0.11-0.17	2020	1510-2510
Fluoranthene d-10	93951-69-0		212,208	0.17	0.14-0.20	2070	1500-2510
Benzo[a]anthracene d-12	1718-53-2		240,236	0.25	0.20-0.30	1950	1500-2500
Chrysene d-12	1719-03-5		240,236	0.27	0.22-0.32	1990	1500-2500
Benzo[b]fluoranthene d-12	93951-98-5		264,260	0.21	0.17-0.25	2050	1520-2530
Benzo[k]fluoranthene d-12	93952-01-3		264,260	0.21	0.17-0.25	2080	1500-2510
Benzo[a]pyrene d-12	63466-71-7		264,260	0.21	0.17-0.25	2110	1500-2510
Perylene d-12	1520-96-3		264,260	0.26	0.21-0.31	2040	1510-2510
Dibenzo[a,h]anthracene d-14	13250-98-1		292,288	0.31	0.20-0.42	2130	1500-2500
Indeno[1,2,3-cd]pyrene d-12	203578-33-0		288,284	0.18	0.12-0.24	2090	1500-2500
Benzo[ghi]perylene d-12	93951-66-7		288,284	0.20	0.13-0.27	2000	1500-2510

(1) Where applicable, custom lab flags have been used on this report.

These data are validated and reported as accurate and in accord with AXYS Analytical Services Ltd. ISO17025 compliant quality assurance processes.
Signed: _____David Wolfe_____

For Axys Internal Use Only [XSL Template: Pest4B.xsl; Created: 10-Jun-2015 16:24:47; Application: XMLTransformer-1.14.12;
Report Filename: GENERIC-SPECS_PAH_LO_PH5S1754.D__Form4B_SJ1890716.html; Workgroup: WG51242; Design ID: 2591]

AXYS METHOD MLA-021 Rev 12

Form 1A

ANALYSIS REPORT

CLIENT SAMPLE NO.
83 Top
Sample Collection:
N/A

AXYS ANALYTICAL SERVICES
2045 MILLS RD., SIDNEY, B.C., CANADA
V8L 5X2 TEL (250) 655-5800 FAX (250) 655-5811

Project No.	06262044.0000		
Contract No.:	4765	**Lab Sample I.D.:**	L23191-2
Matrix:	TISSUE	**Sample Size:**	1.05 g (wet)
Sample Receipt Date:	13-May-2015	**Initial Calibration Date:**	19-Jan-2015
Extraction Date:	15-May-2015	**Instrument ID:**	LR GC/MS
Analysis Date:	29-May-2015 **Time:** 14:52:00	**GC Column ID:**	RTX5
Extract Volume (uL):	500	**Sample Data Filename:**	**PH5S1759.D**
Injection Volume (uL):	1.0	**Blank Data Filename:**	PH5S1758.D
Dilution Factor:	N/A	**Cal. Ver. Data Filename:**	PH5S1754.D
Concentration Units:	ng/g (wet weight basis)	**% Moisture:**	5.52

This page is part of a total report that contains information necessary for accreditation compliance.
This test is not NELAP accredited. Sample results relate only to the sample tested.

COMPOUND	CAS NO.	LAB FLAG [1]	CONC. FOUND	REPORTING LIMIT (RL)[2]	ION ABUND. RATIO	RRT
Naphthalene	91-20-3	NQ				
Acenaphthylene	208-96-8	U		26.2 (S)		
Acenaphthene	83-32-9	U		58.7 (S)		
Fluorene	86-73-7	U		12.4 (S)		
Phenanthrene	85-01-8	U		12.5 (S)		
Anthracene	120-12-7	U		12.3 (S)		
Fluoranthene	206-44-0	K B J	6.32	3.11 (S)	0.12	1.003
Pyrene	129-00-0	U		2.96 (S)		
Benz[a]anthracene [3]	56-55-3	U		4.42 (S)		
Chrysene [4]	218-01-9	J	7.19	4.15 (S)	0.25	1.003
Benzo[b]fluoranthene	205-99-2	U		5.72 (S)		
Benzo[j,k]fluoranthenes		U		6.34 (S)		
Benzo[e]pyrene	192-97-2	U		6.21 (S)		
Benzo[a]pyrene	50-32-8		21200	6.15 (S)	0.21	1.004
Perylene	198-55-0	K J	401	7.75 (S)	0.30	0.998
Dibenz[a,h]anthracene [5]	53-70-3	U		9.47 (S)		
Indeno[1,2,3-cd]pyrene	193-39-5	U		6.98 (S)		
Benzo[ghi]perylene	191-24-2	U		5.86 (S)		
2-Methylnaphthalene	91-57-6	NQ				
2,6-Dimethylnaphthalene	581-42-0	NQ				
2,3,5-Trimethylnaphthalene	2245-38-7	NQ				
1-Methylphenanthrene	832-69-9	U		14.5 (S)		
Dibenzothiophene	132-65-0	U		7.45 (S)		

(1) Where applicable, custom lab flags have been used on this report; U = not detected at RL; K = peak detected but did not meet quantification criteria, result reported represents the estimated maximum possible concentration; B = analyte found in the associated blank and concentration in sample is less than 10X the concentration in the associated blank; J = concentration less than lowest calibration equivalent; NQ = data not quantifiable.
(2) Reporting Limit (Code): S = sample detection limit; M = method detection limit; L = lowest calibration level equivalent; Q = contract defined limit.
(3) May co-elute with Cyclopenta(cd)pyrene.
(4) May co-elute with Triphenylene.
(5) May co-elute with Dibenz[a,c]anthracene.

These data are validated and reported as accurate and in accord with AXYS Analytical Services Ltd. ISO17025 compliant quality assurance processes.
Signed: _____David Wolfe_____

For Axys Internal Use Only [XSL Template: Pest1A.xsl; Created: 10-Jun-2015 16:24:47; Application: XMLTransformer-1.14.12;
Report Filename: PAH_PAH_LO_LPAR_L23191-2_Form1A_PH5S1759.D_SJ1891309.html; Workgroup: WG51242; Design ID: 2591]

AXYS METHOD MLA-021 Rev 12

Form 2

ANALYSIS REPORT

CLIENT SAMPLE NO.
83 Top
Sample Collection:
N/A

AXYS ANALYTICAL SERVICES
2045 MILLS RD., SIDNEY, B.C., CANADA
V8L 5X2 TEL (250) 655-5800 FAX (250) 655-5811

Project No.	06262044.0000		
Contract No.:	4765	**Lab Sample I.D.:**	L23191-2
Matrix:	TISSUE	**Sample Size:**	1.05 g (wet)
Sample Receipt Date:	13-May-2015	**Initial Calibration Date:**	19-Jan-2015
Extraction Date:	15-May-2015	**Instrument ID:**	LR GC/MS
Analysis Date:	29-May-2015 **Time:** 14:52:00	**GC Column ID:**	RTX5
Extract Volume (uL):	500	**Sample Data Filename:**	**PH5S1759.D**
Injection Volume (uL):	1.0	**Blank Data Filename:**	PH5S1758.D
Dilution Factor:	N/A	**Cal. Ver. Data Filename:**	PH5S1754.D
Concentration Units:	ng absolute	**% Moisture:**	5.52

This page is part of a total report that contains information necessary for accreditation compliance.
This test is not NELAP accredited. Sample results relate only to the sample tested.

LABELED COMPOUND	LAB FLAG [1]	SPIKE CONC.	CONC. FOUND	R(%) [2]	ION ABUND. RATIO	RRT
Naphthalene d-8	NQ					
2-Methylnaphthalene d-10	NQ					
2,6-Dimethylnaphthalene d-12	NQ					
Acenaphthylene d-8	V	4000	586	14.7	0.15	0.961
Dibenzothiophene d-8		4020	1970	48.9	0.08	0.792
Phenanthrene d-10		4020	2470	61.5	0.13	0.808
Fluoranthene d-10		4010	3420	85.4	0.17	0.971
Benzo[a]anthracene d-12		4000	2870	71.7	0.25	1.165
Chrysene d-12		4000	3760	94.1	0.27	1.170
Benzo[b]fluoranthene d-12		4040	3350	82.9	0.22	0.958
Benzo[k]fluoranthene d-12		4010	3540	88.2	0.21	0.962
Benzo[a]pyrene d-12		4010	4160	104	0.21	1.009
Perylene d-12		4020	3590	89.2	0.25	1.024
Dibenzo[a,h]anthracene d-14		4000	2920	72.9	0.35	1.212
Indeno[1,2,3-cd]pyrene d-12		4000	2950	73.7	0.19	1.208
Benzo[ghi]perylene d-12		4010	3170	79.1	0.20	1.239

(1) Where applicable, custom lab flags have been used on this report; V = surrogate recovery is not within method/contract control limits; NQ = data not quantifiable.
(2) R% = percent recovery.

These data are validated and reported as accurate and in accord with AXYS Analytical Services Ltd. ISO17025 compliant quality assurance processes.
Signed: _____David Wolfe_____

For Axys Internal Use Only [XSL Template: Pest2.xsl; Created: 10-Jun-2015 16:24:47; Application: XMLTransformer-1.14.12;
Report Filename: PAH_PAH_LO_LPAR_L23191-2_Form2_PH5S1759.D_SJ1891309.html; Workgroup: WG51242; Design ID: 2591]

AXYS METHOD MLA-021 Rev 12

Form 1A

ANALYSIS REPORT

CLIENT SAMPLE NO.
85 Middle
Sample Collection:
N/A

AXYS ANALYTICAL SERVICES
2045 MILLS RD., SIDNEY, B.C., CANADA
V8L 5X2 TEL (250) 655-5800 FAX (250) 655-5811

Project No.	06262044.0000		
Contract No.:	4765	**Lab Sample I.D.:**	L23191-3
Matrix:	TISSUE	**Sample Size:**	1.04 g (wet)
Sample Receipt Date:	13-May-2015	**Initial Calibration Date:**	19-Jan-2015
Extraction Date:	15-May-2015	**Instrument ID:**	LR GC/MS
Analysis Date:	29-May-2015 **Time:** 15:41:00	**GC Column ID:**	RTX5
Extract Volume (uL):	500	**Sample Data Filename:**	**PH5S1760.D**
Injection Volume (uL):	1.0	**Blank Data Filename:**	PH5S1758.D
Dilution Factor:	N/A	**Cal. Ver. Data Filename:**	PH5S1754.D
Concentration Units:	ng/g (wet weight basis)	**% Moisture:**	6.06

This page is part of a total report that contains information necessary for accreditation compliance.
This test is not NELAP accredited. Sample results relate only to the sample tested.

COMPOUND	CAS NO.	LAB FLAG [1]	CONC. FOUND	REPORTING LIMIT (RL)[2]	ION ABUND. RATIO	RRT
Naphthalene	91-20-3	U		33.4 (S)		
Acenaphthylene	208-96-8	U		9.50 (S)		
Acenaphthene	83-32-9	U		18.7 (S)		
Fluorene	86-73-7	U		9.81 (S)		
Phenanthrene	85-01-8	U		7.54 (S)		
Anthracene	120-12-7	U		7.42 (S)		
Fluoranthene	206-44-0	B J	8.70	3.50 (S)	0.24	1.003
Pyrene	129-00-0	K B J	7.32	3.33 (S)	0.29	1.032
Benz[a]anthracene [3]	56-55-3	U		5.39 (S)		
Chrysene [4]	218-01-9	U		5.14 (S)		
Benzo[b]fluoranthene	205-99-2	U		10.8 (S)		
Benzo[j,k]fluoranthenes		U		12.6 (S)		
Benzo[e]pyrene	192-97-2	U		11.8 (S)		
Benzo[a]pyrene	50-32-8		21900	11.7 (S)	0.21	1.004
Perylene	198-55-0	K	563	14.6 (S)	0.25	0.996
Dibenz[a,h]anthracene [5]	53-70-3	U		11.6 (S)		
Indeno[1,2,3-cd]pyrene	193-39-5	U		8.69 (S)		
Benzo[ghi]perylene	191-24-2	U		6.91 (S)		
2-Methylnaphthalene	91-57-6	U		22.1 (S)		
2,6-Dimethylnaphthalene	581-42-0	U		44.9 (S)		
2,3,5-Trimethylnaphthalene	2245-38-7	U		19.6 (S)		
1-Methylphenanthrene	832-69-9	U		10.1 (S)		
Dibenzothiophene	132-65-0	U		7.64 (S)		

(1) Where applicable, custom lab flags have been used on this report; U = not detected at RL; K = peak detected but did not meet quantification criteria, result reported represents the estimated maximum possible concentration; B = analyte found in the associated blank and concentration in sample is less than 10X the concentration in the associated blank; J = concentration less than lowest calibration equivalent.
(2) Reporting Limit (Code): S = sample detection limit; M = method detection limit; L = lowest calibration level equivalent; Q = contract defined limit.
(3) May co-elute with Cyclopenta(cd)pyrene.
(4) May co-elute with Triphenylene.
(5) May co-elute with Dibenz[a,c]anthracene.

These data are validated and reported as accurate and in accord with AXYS Analytical Services Ltd. ISO17025 compliant quality assurance processes.
Signed: _____David Wolfe_____

For Axys Internal Use Only [XSL Template: Pest1A.xsl; Created: 10-Jun-2015 16:24:47; Application: XMLTransformer-1.14.12;
Report Filename: PAH_PAH_LO_LPAR_L23191-3_Form1A_PH5S1760.D_SJ1891310.html; Workgroup: WG51242; Design ID: 2591]

AXYS METHOD MLA-021 Rev 12

Form 2

ANALYSIS REPORT

CLIENT SAMPLE NO.
85 Middle
Sample Collection:
N/A

AXYS ANALYTICAL SERVICES
2045 MILLS RD., SIDNEY, B.C., CANADA
V8L 5X2 TEL (250) 655-5800 FAX (250) 655-5811

Project No.	06262044.0000		
Contract No.:	4765	**Lab Sample I.D.:**	L23191-3
Matrix:	TISSUE	**Sample Size:**	1.04 g (wet)
Sample Receipt Date:	13-May-2015	**Initial Calibration Date:**	19-Jan-2015
Extraction Date:	15-May-2015	**Instrument ID:**	LR GC/MS
Analysis Date:	29-May-2015 **Time:** 15:41:00	**GC Column ID:**	RTX5
Extract Volume (uL):	500	**Sample Data Filename:**	**PH5S1760.D**
Injection Volume (uL):	1.0	**Blank Data Filename:**	PH5S1758.D
Dilution Factor:	N/A	**Cal. Ver. Data Filename:**	PH5S1754.D
Concentration Units:	ng absolute	**% Moisture:**	6.06

This page is part of a total report that contains information necessary for accreditation compliance.
This test is not NELAP accredited. Sample results relate only to the sample tested.

LABELED COMPOUND	LAB FLAG [1]	SPIKE CONC.	CONC. FOUND	R(%) [2]	ION ABUND. RATIO	RRT
Naphthalene d-8		4000	638	15.9	0.09	0.605
2-Methylnaphthalene d-10		4000	1050	26.3	0.16	0.754
2,6-Dimethylnaphthalene d-12		4030	1140	28.2	0.80	0.896
Acenaphthylene d-8		4000	1500	37.5	0.15	0.961
Dibenzothiophene d-8		4020	1690	41.9	0.08	0.792
Phenanthrene d-10		4020	2580	64.3	0.14	0.808
Fluoranthene d-10		4010	2980	74.4	0.17	0.971
Benzo[a]anthracene d-12		4000	2440	60.9	0.25	1.165
Chrysene d-12		4000	3230	80.6	0.27	1.171
Benzo[b]fluoranthene d-12		4040	2810	69.6	0.22	0.958
Benzo[k]fluoranthene d-12		4010	2870	71.6	0.21	0.962
Benzo[a]pyrene d-12		4010	3560	88.9	0.22	1.009
Perylene d-12		4020	3110	77.4	0.26	1.024
Dibenzo[a,h]anthracene d-14		4000	2430	60.8	0.35	1.212
Indeno[1,2,3-cd]pyrene d-12		4000	2440	61.0	0.19	1.208
Benzo[ghi]perylene d-12		4010	2750	68.5	0.20	1.239

(1) Where applicable, custom lab flags have been used on this report.
(2) R% = percent recovery.

These data are validated and reported as accurate and in accord with AXYS Analytical Services Ltd. ISO17025 compliant quality assurance processes.
Signed: _____David Wolfe_____

For Axys Internal Use Only [XSL Template: Pest2.xsl; Created: 10-Jun-2015 16:24:47; Application: XMLTransformer-1.14.12;
Report Filename: PAH_PAH_LO_LPAR_L23191-3_Form2_PH5S1760.D_SJ1891310.html; Workgroup: WG51242; Design ID: 2591]

AXYS METHOD MLA-021 Rev 12

Form 1A
ANALYSIS REPORT

CLIENT SAMPLE NO.
87 Bottom
Sample Collection:
N/A

AXYS ANALYTICAL SERVICES
2045 MILLS RD., SIDNEY, B.C., CANADA
V8L 5X2 TEL (250) 655-5800 FAX (250) 655-5811

Project No.	06262044.0000		
Contract No.:	4765	**Lab Sample I.D.:**	L23191-4
Matrix:	TISSUE	**Sample Size:**	1.03 g (wet)
Sample Receipt Date:	13-May-2015	**Initial Calibration Date:**	19-Jan-2015
Extraction Date:	15-May-2015	**Instrument ID:**	LR GC/MS
Analysis Date:	29-May-2015 **Time:** 16:29:00	**GC Column ID:**	RTX5
Extract Volume (uL):	500	**Sample Data Filename:**	**PH5S1761.D**
Injection Volume (uL):	1.0	**Blank Data Filename:**	PH5S1758.D
Dilution Factor:	N/A	**Cal. Ver. Data Filename:**	PH5S1754.D
Concentration Units:	ng/g (wet weight basis)	**% Moisture:**	6.20

This page is part of a total report that contains information necessary for accreditation compliance.
This test is not NELAP accredited. Sample results relate only to the sample tested.

COMPOUND	CAS NO.	LAB FLAG [1]	CONC. FOUND	REPORTING LIMIT (RL)[2]	ION ABUND. RATIO	RRT
Naphthalene	91-20-3	U		13.1 (S)		
Acenaphthylene	208-96-8	U		10.4 (S)		
Acenaphthene	83-32-9	U		24.6 (S)		
Fluorene	86-73-7	U		10.6 (S)		
Phenanthrene	85-01-8	U		10.2 (S)		
Anthracene	120-12-7	U		10.0 (S)		
Fluoranthene	206-44-0	K B J	5.08	3.14 (S)	0.32	1.003
Pyrene	129-00-0	K B J	6.73	2.98 (S)	0.15	1.033
Benz[a]anthracene [3]	56-55-3	U		6.96 (S)		
Chrysene [4]	218-01-9	U		6.15 (S)		
Benzo[b]fluoranthene	205-99-2	U		8.62 (S)		
Benzo[j,k]fluoranthenes		U		9.43 (S)		
Benzo[e]pyrene	192-97-2	U		9.17 (S)		
Benzo[a]pyrene	50-32-8		21600	9.08 (S)	0.21	1.004
Perylene	198-55-0	K	547	11.9 (S)	0.28	0.997
Dibenz[a,h]anthracene [5]	53-70-3	U		11.7 (S)		
Indeno[1,2,3-cd]pyrene	193-39-5	U		7.80 (S)		
Benzo[ghi]perylene	191-24-2	U		6.87 (S)		
2-Methylnaphthalene	91-57-6	U		24.8 (S)		
2,6-Dimethylnaphthalene	581-42-0	U		35.3 (S)		
2,3,5-Trimethylnaphthalene	2245-38-7	U		17.7 (S)		
1-Methylphenanthrene	832-69-9	U		13.9 (S)		
Dibenzothiophene	132-65-0	K B J	2.73	(S)	0.17	1.003

(1) Where applicable, custom lab flags have been used on this report; U = not detected at RL; K = peak detected but did not meet quantification criteria, result reported represents the estimated maximum possible concentration; B = analyte found in the associated blank and concentration in sample is less than 10X the concentration in the associated blank; J = concentration less than lowest calibration equivalent.
(2) Reporting Limit (Code): S = sample detection limit; M = method detection limit; L = lowest calibration level equivalent; Q = contract defined limit.
(3) May co-elute with Cyclopenta(cd)pyrene.
(4) May co-elute with Triphenylene.
(5) May co-elute with Dibenz[a,c]anthracene.

These data are validated and reported as accurate and in accord with AXYS Analytical Services Ltd. ISO17025 compliant quality assurance processes.
Signed: _____David Wolfe_____

For Axys Internal Use Only [XSL Template: Pest1A.xsl; Created: 10-Jun-2015 16:24:47; Application: XMLTransformer-1.14.12;
Report Filename: PAH_PAH_LO_LPAR_L23191-4_Form1A_PH5S1761.D_SJ1891311.html; Workgroup: WG51242; Design ID: 2591]

AXYS METHOD MLA-021 Rev 12

Form 2

ANALYSIS REPORT

CLIENT SAMPLE NO.
87 Bottom
Sample Collection:
N/A

AXYS ANALYTICAL SERVICES
2045 MILLS RD., SIDNEY, B.C., CANADA
V8L 5X2 TEL (250) 655-5800 FAX (250) 655-5811

Project No.	06262044.0000		
Contract No.:	4765	**Lab Sample I.D.:**	L23191-4
Matrix:	TISSUE	**Sample Size:**	1.03 g (wet)
Sample Receipt Date:	13-May-2015	**Initial Calibration Date:**	19-Jan-2015
Extraction Date:	15-May-2015	**Instrument ID:**	LR GC/MS
Analysis Date:	29-May-2015 **Time:** 16:29:00	**GC Column ID:**	RTX5
Extract Volume (uL):	500	**Sample Data Filename:**	**PH5S1761.D**
Injection Volume (uL):	1.0	**Blank Data Filename:**	PH5S1758.D
Dilution Factor:	N/A	**Cal. Ver. Data Filename:**	PH5S1754.D
Concentration Units:	ng absolute	**% Moisture:**	6.20

This page is part of a total report that contains information necessary for accreditation compliance.
This test is not NELAP accredited. Sample results relate only to the sample tested.

LABELED COMPOUND	LAB FLAG [1]	SPIKE CONC.	CONC. FOUND	R(%) [2]	ION ABUND. RATIO	RRT
Naphthalene d-8		4000	1290	32.2	0.09	0.605
2-Methylnaphthalene d-10		4000	1250	31.2	0.17	0.754
2,6-Dimethylnaphthalene d-12		4030	1160	28.9	0.81	0.896
Acenaphthylene d-8		4000	1610	40.3	0.15	0.961
Dibenzothiophene d-8		4020	1970	49.0	0.08	0.792
Phenanthrene d-10		4020	2780	69.2	0.14	0.808
Fluoranthene d-10		4010	2980	74.2	0.17	0.971
Benzo[a]anthracene d-12		4000	2350	58.7	0.26	1.165
Chrysene d-12		4000	3200	80.1	0.27	1.170
Benzo[b]fluoranthene d-12		4040	2820	69.7	0.22	0.958
Benzo[k]fluoranthene d-12		4010	3100	77.3	0.20	0.962
Benzo[a]pyrene d-12		4010	3660	91.2	0.22	1.009
Perylene d-12		4020	3040	75.5	0.26	1.024
Dibenzo[a,h]anthracene d-14		4000	2450	61.3	0.36	1.212
Indeno[1,2,3-cd]pyrene d-12		4000	2390	59.7	0.18	1.208
Benzo[ghi]perylene d-12		4010	2610	65.0	0.20	1.239

(1) Where applicable, custom lab flags have been used on this report.
(2) R% = percent recovery.

These data are validated and reported as accurate and in accord with AXYS Analytical Services Ltd. ISO17025 compliant quality assurance processes.
Signed: _____David Wolfe_____

For Axys Internal Use Only [XSL Template: Pest2.xsl; Created: 10-Jun-2015 16:24:47; Application: XMLTransformer-1.14.12;
Report Filename: PAH_PAH_LO_LPAR_L23191-4_Form2_PH5S1761.D_SJ1891311.html; Workgroup: WG51242; Design ID: 2591]

AXYS METHOD MLA-021 Rev 12

Form 1A
ANALYSIS REPORT

CLIENT SAMPLE NO.
95 Top
Sample Collection:
N/A

AXYS ANALYTICAL SERVICES
2045 MILLS RD., SIDNEY, B.C., CANADA
V8L 5X2 TEL (250) 655-5800 FAX (250) 655-5811

Project No.	06262044.0000		
Contract No.:	4765	**Lab Sample I.D.:**	L23191-8
Matrix:	TISSUE	**Sample Size:**	1.01 g (wet)
Sample Receipt Date:	13-May-2015	**Initial Calibration Date:**	19-Jan-2015
Extraction Date:	15-May-2015	**Instrument ID:**	LR GC/MS
Analysis Date:	29-May-2015 **Time:** 17:18:00	**GC Column ID:**	RTX5
Extract Volume (uL):	500	**Sample Data Filename:**	**PH5S1762.D**
Injection Volume (uL):	1.0	**Blank Data Filename:**	PH5S1758.D
Dilution Factor:	N/A	**Cal. Ver. Data Filename:**	PH5S1754.D
Concentration Units:	ng/g (wet weight basis)	**% Moisture:**	5.92

This page is part of a total report that contains information necessary for accreditation compliance.
This test is not NELAP accredited. Sample results relate only to the sample tested.

COMPOUND	CAS NO.	LAB FLAG [1]	CONC. FOUND	REPORTING LIMIT (RL)[2]	ION ABUND. RATIO	RRT
Naphthalene	91-20-3	J	215	8.23 (S)	0.08	1.006
Acenaphthylene	208-96-8	K J	8.90	4.28 (S)	0.24	1.003
Acenaphthene	83-32-9		898	7.52 (S)	1.15	1.048
Fluorene	86-73-7	J	191	3.83 (S)	0.99	0.844
Phenanthrene	85-01-8		11700	2.52 (S)	0.20	1.004
Anthracene	120-12-7		2670	2.48 (S)	0.19	1.011
Fluoranthene	206-44-0		30400	3.91 (S)	0.21	1.002
Pyrene	129-00-0		26100	3.72 (S)	0.21	1.032
Benz[a]anthracene [3]	56-55-3		17000	8.09 (S)	0.28	1.003
Chrysene [4]	218-01-9		19300	8.27 (S)	0.30	1.003
Benzo[b]fluoranthene	205-99-2		20000	7.94 (S)	0.22	1.004
Benzo[j,k]fluoranthenes			18200	7.74 (S)	0.22	1.002
Benzo[e]pyrene	192-97-2		13900	9.58 (S)	0.22	0.996
Benzo[a]pyrene	50-32-8		19600	9.48 (S)	0.21	1.004
Perylene	198-55-0		5680	10.3 (S)	0.21	1.004
Dibenz[a,h]anthracene [5]	53-70-3		3920	41.5 (S)	0.15	1.004
Indeno[1,2,3-cd]pyrene	193-39-5		16300	19.4 (S)	0.21	1.003
Benzo[ghi]perylene	191-24-2		15400	17.1 (S)	0.21	1.003
2-Methylnaphthalene	91-57-6	J	92.6	10.1 (S)	0.92	1.009
2,6-Dimethylnaphthalene	581-42-0	J	37.1	15.8 (S)	0.58	1.012
2,3,5-Trimethylnaphthalene	2245-38-7	J	13.4	7.55 (S)	0.97	1.228
1-Methylphenanthrene	832-69-9		862	7.93 (S)	0.62	1.111
Dibenzothiophene	132-65-0		473	6.42 (S)	0.10	1.003

(1) Where applicable, custom lab flags have been used on this report; K = peak detected but did not meet quantification criteria, result reported represents the estimated maximum possible concentration; J = concentration less than lowest calibration equivalent.
(2) Reporting Limit (Code): S = sample detection limit; M = method detection limit; L = lowest calibration level equivalent; Q = contract defined limit.
(3) May co-elute with Cyclopenta(cd)pyrene.
(4) May co-elute with Triphenylene.
(5) May co-elute with Dibenz[a,c]anthracene.

These data are validated and reported as accurate and in accord with AXYS Analytical Services Ltd. ISO17025 compliant quality assurance processes.
Signed: _____David Wolfe_____

For Axys Internal Use Only [XSL Template: Pest1A.xsl; Created: 10-Jun-2015 16:24:47; Application: XMLTransformer-1.14.12;
Report Filename: PAH_PAH_LO_LPAR_L23191-8_Form1A_PH5S1762.D_SJ1891312.html; Workgroup: WG51242; Design ID: 2591]

AXYS METHOD MLA-021 Rev 12

Form 2

ANALYSIS REPORT

CLIENT SAMPLE NO.
95 Top
Sample Collection:
N/A

AXYS ANALYTICAL SERVICES
2045 MILLS RD., SIDNEY, B.C., CANADA
V8L 5X2 TEL (250) 655-5800 FAX (250) 655-5811

Project No.	06262044.0000		
Contract No.:	4765	**Lab Sample I.D.:**	L23191-8
Matrix:	TISSUE	**Sample Size:**	1.01 g (wet)
Sample Receipt Date:	13-May-2015	**Initial Calibration Date:**	19-Jan-2015
Extraction Date:	15-May-2015	**Instrument ID:**	LR GC/MS
Analysis Date:	29-May-2015 **Time:** 17:18:00	**GC Column ID:**	RTX5
Extract Volume (uL):	500	**Sample Data Filename:**	**PH5S1762.D**
Injection Volume (uL):	1.0	**Blank Data Filename:**	PH5S1758.D
Dilution Factor:	N/A	**Cal. Ver. Data Filename:**	PH5S1754.D
Concentration Units:	ng absolute	**% Moisture:**	5.92

This page is part of a total report that contains information necessary for accreditation compliance.
This test is not NELAP accredited. Sample results relate only to the sample tested.

LABELED COMPOUND	LAB FLAG [1]	SPIKE CONC.	CONC. FOUND	R(%) [2]	ION ABUND. RATIO	RRT
Naphthalene d-8		2000	828	41.4	0.09	0.605
2-Methylnaphthalene d-10		2000	917	45.9	0.17	0.754
2,6-Dimethylnaphthalene d-12		2020	1010	50.3	0.80	0.896
Acenaphthylene d-8		2000	1040	52.2	0.16	0.961
Dibenzothiophene d-8		2010	1120	55.9	0.09	0.792
Phenanthrene d-10		2010	1340	66.6	0.14	0.807
Fluoranthene d-10		2010	1460	72.8	0.17	0.971
Benzo[a]anthracene d-12		2000	1380	69.1	0.25	1.165
Chrysene d-12		2000	1520	75.8	0.27	1.170
Benzo[b]fluoranthene d-12		2020	1430	70.6	0.22	0.958
Benzo[k]fluoranthene d-12		2010	1550	77.2	0.22	0.962
Benzo[a]pyrene d-12		2010	1720	85.8	0.21	1.008
Perylene d-12		2010	1550	76.9	0.25	1.023
Dibenzo[a,h]anthracene d-14		2000	1500	74.9	0.34	1.211
Indeno[1,2,3-cd]pyrene d-12		2000	1480	74.0	0.16	1.207
Benzo[ghi]perylene d-12		2010	1510	75.4	0.21	1.238

(1) Where applicable, custom lab flags have been used on this report.
(2) R% = percent recovery.

These data are validated and reported as accurate and in accord with AXYS Analytical Services Ltd. ISO17025 compliant quality assurance processes.
Signed: _____David Wolfe_____

For Axys Internal Use Only [XSL Template: Pest2.xsl; Created: 10-Jun-2015 16:24:47; Application: XMLTransformer-1.14.12;
Report Filename: PAH_PAH_LO_LPAR_L23191-8_Form2_PH5S1762.D_SJ1891312.html; Workgroup: WG51242; Design ID: 2591]

AXYS METHOD MLA-021 Rev 12

Form 1A

ANALYSIS REPORT

CLIENT SAMPLE NO.
97 Middle
Sample Collection:
N/A

AXYS ANALYTICAL SERVICES
2045 MILLS RD., SIDNEY, B.C., CANADA
V8L 5X2 TEL (250) 655-5800 FAX (250) 655-5811

Project No.	06262044.0000		
Contract No.:	4765	**Lab Sample I.D.:**	L23191-9
Matrix:	TISSUE	**Sample Size:**	1.02 g (wet)
Sample Receipt Date:	13-May-2015	**Initial Calibration Date:**	19-Jan-2015
Extraction Date:	15-May-2015	**Instrument ID:**	LR GC/MS
Analysis Date:	29-May-2015 **Time:** 18:07:00	**GC Column ID:**	RTX5
Extract Volume (uL):	500	**Sample Data Filename:**	**PH5S1763.D**
Injection Volume (uL):	1.0	**Blank Data Filename:**	PH5S1758.D
Dilution Factor:	N/A	**Cal. Ver. Data Filename:**	PH5S1754.D
Concentration Units:	ng/g (wet weight basis)	**% Moisture:**	5.19

This page is part of a total report that contains information necessary for accreditation compliance.
This test is not NELAP accredited. Sample results relate only to the sample tested.

COMPOUND	CAS NO.	LAB FLAG [1]	CONC. FOUND	REPORTING LIMIT (RL)[2]	ION ABUND. RATIO	RRT
Naphthalene	91-20-3	J	173	9.39 (S)	0.08	1.006
Acenaphthylene	208-96-8	J	8.42	4.06 (S)	0.21	1.003
Acenaphthene	83-32-9		809	12.3 (S)	1.16	1.048
Fluorene	86-73-7	J	166	2.75 (S)	1.01	0.843
Phenanthrene	85-01-8		11400	2.26 (S)	0.19	1.003
Anthracene	120-12-7		2740	2.23 (S)	0.19	1.011
Fluoranthene	206-44-0		29500	3.15 (S)	0.21	1.002
Pyrene	129-00-0		24800	3.00 (S)	0.21	1.032
Benz[a]anthracene [3]	56-55-3		16600	7.13 (S)	0.28	1.002
Chrysene [4]	218-01-9		18600	7.19 (S)	0.30	1.003
Benzo[b]fluoranthene	205-99-2		19500	10.0 (S)	0.22	1.004
Benzo[j,k]fluoranthenes			17400	9.99 (S)	0.22	1.002
Benzo[e]pyrene	192-97-2		13800	12.3 (S)	0.22	0.996
Benzo[a]pyrene	50-32-8		19400	12.2 (S)	0.21	1.004
Perylene	198-55-0		5830	14.3 (S)	0.21	1.004
Dibenz[a,h]anthracene [5]	53-70-3		3300	28.4 (S)	0.16	1.003
Indeno[1,2,3-cd]pyrene	193-39-5		16000	17.3 (S)	0.21	1.002
Benzo[ghi]perylene	191-24-2		14900	15.0 (S)	0.21	1.003
2-Methylnaphthalene	91-57-6	J	78.7	8.64 (S)	0.93	1.009
2,6-Dimethylnaphthalene	581-42-0	J	23.7	14.4 (S)	0.67	1.013
2,3,5-Trimethylnaphthalene	2245-38-7	J	16.1	5.80 (S)	1.11	1.231
1-Methylphenanthrene	832-69-9		808	4.14 (S)	0.63	1.110
Dibenzothiophene	132-65-0		434	6.28 (S)	0.09	1.003

(1) Where applicable, custom lab flags have been used on this report; J = concentration less than lowest calibration equivalent.
(2) Reporting Limit (Code): S = sample detection limit; M = method detection limit; L = lowest calibration level equivalent; Q = contract defined limit.
(3) May co-elute with Cyclopenta(cd)pyrene.
(4) May co-elute with Triphenylene.
(5) May co-elute with Dibenz[a,c]anthracene.

These data are validated and reported as accurate and in accord with AXYS Analytical Services Ltd. ISO17025 compliant quality assurance processes.

Signed: _____David Wolfe_____

For Axys Internal Use Only [XSL Template: Pest1A.xsl; Created: 10-Jun-2015 16:24:47; Application: XMLTransformer-1.14.12;
Report Filename: PAH_PAH_LO_LPAR_L23191-9_Form1A_PH5S1763.D_SJ1891313.html; Workgroup: WG51242; Design ID: 2591]

AXYS METHOD MLA-021 Rev 12

Form 2

ANALYSIS REPORT

CLIENT SAMPLE NO.
97 Middle
Sample Collection:
N/A

AXYS ANALYTICAL SERVICES
2045 MILLS RD., SIDNEY, B.C., CANADA
V8L 5X2 TEL (250) 655-5800 FAX (250) 655-5811

Project No.	06262044.0000		
Contract No.:	4765	**Lab Sample I.D.:**	L23191-9
Matrix:	TISSUE	**Sample Size:**	1.02 g (wet)
Sample Receipt Date:	13-May-2015	**Initial Calibration Date:**	19-Jan-2015
Extraction Date:	15-May-2015	**Instrument ID:**	LR GC/MS
Analysis Date:	29-May-2015 **Time:** 18:07:00	**GC Column ID:**	RTX5
Extract Volume (uL):	500	**Sample Data Filename:**	**PH5S1763.D**
Injection Volume (uL):	1.0	**Blank Data Filename:**	PH5S1758.D
Dilution Factor:	N/A	**Cal. Ver. Data Filename:**	PH5S1754.D
Concentration Units:	ng absolute	**% Moisture:**	5.19

This page is part of a total report that contains information necessary for accreditation compliance.
This test is not NELAP accredited. Sample results relate only to the sample tested.

LABELED COMPOUND	LAB FLAG [1]	SPIKE CONC.	CONC. FOUND	R(%) [2]	ION ABUND. RATIO	RRT
Naphthalene d-8		2000	686	34.3	0.09	0.606
2-Methylnaphthalene d-10		2000	814	40.7	0.17	0.755
2,6-Dimethylnaphthalene d-12		2020	919	45.6	0.81	0.896
Acenaphthylene d-8		2000	1010	50.4	0.15	0.961
Dibenzothiophene d-8		2010	1220	60.5	0.09	0.791
Phenanthrene d-10		2010	1480	73.5	0.14	0.807
Fluoranthene d-10		2010	1630	81.5	0.17	0.971
Benzo[a]anthracene d-12		2000	1560	77.8	0.25	1.165
Chrysene d-12		2000	1710	85.6	0.27	1.170
Benzo[b]fluoranthene d-12		2020	1620	80.1	0.22	0.958
Benzo[k]fluoranthene d-12		2010	1710	85.3	0.22	0.962
Benzo[a]pyrene d-12		2010	1860	92.9	0.22	1.009
Perylene d-12		2010	1670	82.9	0.25	1.024
Dibenzo[a,h]anthracene d-14		2000	1680	84.2	0.32	1.211
Indeno[1,2,3-cd]pyrene d-12		2000	1640	82.2	0.17	1.207
Benzo[ghi]perylene d-12		2010	1700	84.7	0.21	1.238

(1) Where applicable, custom lab flags have been used on this report.
(2) R% = percent recovery.

These data are validated and reported as accurate and in accord with AXYS Analytical Services Ltd. ISO17025 compliant quality assurance processes.
Signed: _____David Wolfe_____

For Axys Internal Use Only [XSL Template: Pest2.xsl; Created: 10-Jun-2015 16:24:47; Application: XMLTransformer-1.14.12;
Report Filename: PAH_PAH_LO_LPAR_L23191-9_Form2_PH5S1763.D_SJ1891313.html; Workgroup: WG51242; Design ID: 2591]

AXYS METHOD MLA-021 Rev 12

Form 1A

ANALYSIS REPORT

CLIENT SAMPLE NO.
99 Bottom
Sample Collection:
N/A

AXYS ANALYTICAL SERVICES
2045 MILLS RD., SIDNEY, B.C., CANADA
V8L 5X2 TEL (250) 655-5800 FAX (250) 655-5811

Project No.	06262044.0000		
Contract No.:	4765	**Lab Sample I.D.:**	L23191-10
Matrix:	TISSUE	**Sample Size:**	1.09 g (wet)
Sample Receipt Date:	13-May-2015	**Initial Calibration Date:**	19-Jan-2015
Extraction Date:	15-May-2015	**Instrument ID:**	LR GC/MS
Analysis Date:	29-May-2015 **Time:** 18:56:00	**GC Column ID:**	RTX5
Extract Volume (uL):	500	**Sample Data Filename:**	**PH5S1764.D**
Injection Volume (uL):	1.0	**Blank Data Filename:**	PH5S1758.D
Dilution Factor:	N/A	**Cal. Ver. Data Filename:**	PH5S1754.D
Concentration Units:	ng/g (wet weight basis)	**% Moisture:**	5.92

This page is part of a total report that contains information necessary for accreditation compliance.
This test is not NELAP accredited. Sample results relate only to the sample tested.

COMPOUND	CAS NO.	LAB FLAG [1]	CONC. FOUND	REPORTING LIMIT (RL)[2]	ION ABUND. RATIO	RRT
Naphthalene	91-20-3	J	217	6.03 (S)	0.08	1.006
Acenaphthylene	208-96-8	K J	8.01	2.96 (S)	0.15	1.003
Acenaphthene	83-32-9		833	6.11 (S)	1.15	1.048
Fluorene	86-73-7	J	181	3.57 (S)	1.00	0.843
Phenanthrene	85-01-8		11600	1.88 (S)	0.19	1.003
Anthracene	120-12-7		2700	1.85 (S)	0.19	1.011
Fluoranthene	206-44-0		28900	3.59 (S)	0.21	1.002
Pyrene	129-00-0		24900	3.41 (S)	0.21	1.032
Benz[a]anthracene [3]	56-55-3		16500	4.87 (S)	0.28	1.002
Chrysene [4]	218-01-9		18200	5.03 (S)	0.31	1.003
Benzo[b]fluoranthene	205-99-2		18700	6.08 (S)	0.22	1.004
Benzo[j,k]fluoranthenes			17400	5.91 (S)	0.22	1.002
Benzo[e]pyrene	192-97-2		13300	7.46 (S)	0.22	0.996
Benzo[a]pyrene	50-32-8		18500	7.38 (S)	0.22	1.004
Perylene	198-55-0		5660	8.26 (S)	0.21	1.004
Dibenz[a,h]anthracene [5]	53-70-3		3160	12.6 (S)	0.16	1.004
Indeno[1,2,3-cd]pyrene	193-39-5		15500	11.7 (S)	0.21	1.003
Benzo[ghi]perylene	191-24-2		14400	10.4 (S)	0.21	1.003
2-Methylnaphthalene	91-57-6	J	94.7	5.76 (S)	0.87	1.009
2,6-Dimethylnaphthalene	581-42-0	K J	38.5	12.2 (S)	0.40	1.013
2,3,5-Trimethylnaphthalene	2245-38-7	K J	11.6	8.37 (S)	1.20	1.228
1-Methylphenanthrene	832-69-9		757	8.50 (S)	0.62	1.110
Dibenzothiophene	132-65-0		496	3.95 (S)	0.09	1.003

(1) Where applicable, custom lab flags have been used on this report; K = peak detected but did not meet quantification criteria, result reported represents the estimated maximum possible concentration; J = concentration less than lowest calibration equivalent.
(2) Reporting Limit (Code): S = sample detection limit; M = method detection limit; L = lowest calibration level equivalent; Q = contract defined limit.
(3) May co-elute with Cyclopenta(cd)pyrene.
(4) May co-elute with Triphenylene.
(5) May co-elute with Dibenz[a,c]anthracene.

These data are validated and reported as accurate and in accord with AXYS Analytical Services Ltd. ISO17025 compliant quality assurance processes.
Signed: _____David Wolfe_____

For Axys Internal Use Only [XSL Template: Pest1A.xsl; Created: 10-Jun-2015 16:24:47; Application: XMLTransformer-1.14.12;
Report Filename: PAH_PAH_LO_LPAR_L23191-10_Form1A_PH5S1764.D_SJ1891314.html; Workgroup: WG51242; Design ID: 2591]

AXYS METHOD MLA-021 Rev 12

Form 2

ANALYSIS REPORT

CLIENT SAMPLE NO.
99 Bottom
Sample Collection:
N/A

AXYS ANALYTICAL SERVICES
2045 MILLS RD., SIDNEY, B.C., CANADA
V8L 5X2 TEL (250) 655-5800 FAX (250) 655-5811

Project No.	06262044.0000		
Contract No.:	4765	**Lab Sample I.D.:**	L23191-10
Matrix:	TISSUE	**Sample Size:**	1.09 g (wet)
Sample Receipt Date:	13-May-2015	**Initial Calibration Date:**	19-Jan-2015
Extraction Date:	15-May-2015	**Instrument ID:**	LR GC/MS
Analysis Date:	29-May-2015 **Time:** 18:56:00	**GC Column ID:**	RTX5
Extract Volume (uL):	500	**Sample Data Filename:**	**PH5S1764.D**
Injection Volume (uL):	1.0	**Blank Data Filename:**	PH5S1758.D
Dilution Factor:	N/A	**Cal. Ver. Data Filename:**	PH5S1754.D
Concentration Units:	ng absolute	**% Moisture:**	5.92

This page is part of a total report that contains information necessary for accreditation compliance.
This test is not NELAP accredited. Sample results relate only to the sample tested.

LABELED COMPOUND	LAB FLAG [1]	SPIKE CONC.	CONC. FOUND	R(%) [2]	ION ABUND. RATIO	RRT
Naphthalene d-8		2000	840	42.0	0.09	0.605
2-Methylnaphthalene d-10		2000	903	45.1	0.17	0.754
2,6-Dimethylnaphthalene d-12		2020	909	45.1	0.80	0.896
Acenaphthylene d-8		2000	1060	53.0	0.16	0.961
Dibenzothiophene d-8		2010	1060	53.0	0.08	0.791
Phenanthrene d-10		2010	1510	75.0	0.14	0.807
Fluoranthene d-10		2010	1640	81.8	0.17	0.971
Benzo[a]anthracene d-12		2000	1510	75.3	0.25	1.165
Chrysene d-12		2000	1650	82.4	0.27	1.170
Benzo[b]fluoranthene d-12		2020	1590	78.6	0.22	0.958
Benzo[k]fluoranthene d-12		2010	1680	83.6	0.22	0.962
Benzo[a]pyrene d-12		2010	1830	91.2	0.21	1.008
Perylene d-12		2010	1610	80.3	0.25	1.024
Dibenzo[a,h]anthracene d-14		2000	1650	82.5	0.31	1.211
Indeno[1,2,3-cd]pyrene d-12		2000	1590	79.4	0.16	1.207
Benzo[ghi]perylene d-12		2010	1600	80.0	0.21	1.238

(1) Where applicable, custom lab flags have been used on this report.
(2) R% = percent recovery.

These data are validated and reported as accurate and in accord with AXYS Analytical Services Ltd. ISO17025 compliant quality assurance processes.
Signed: _____David Wolfe_____

For Axys Internal Use Only [XSL Template: Pest2.xsl; Created: 10-Jun-2015 16:24:47; Application: XMLTransformer-1.14.12;
Report Filename: PAH_PAH_LO_LPAR_L23191-10_Form2_PH5S1764.D_SJ1891314.html; Workgroup: WG51242; Design ID: 2591]

AXYS METHOD MLA-021 Rev 12

Form 1A

ANALYSIS REPORT

CLIENT SAMPLE NO.
125 Top
Sample Collection:
N/A

AXYS ANALYTICAL SERVICES
2045 MILLS RD., SIDNEY, B.C., CANADA
V8L 5X2 TEL (250) 655-5800 FAX (250) 655-5811

Project No.	06262044.0000		
Contract No.:	4765	**Lab Sample I.D.:**	L23191-14
Matrix:	TISSUE	**Sample Size:**	1.05 g (wet)
Sample Receipt Date:	13-May-2015	**Initial Calibration Date:**	19-Jan-2015
Extraction Date:	15-May-2015	**Instrument ID:**	LR GC/MS
Analysis Date:	29-May-2015 **Time:** 19:45:00	**GC Column ID:**	RTX5
Extract Volume (uL):	500	**Sample Data Filename:**	**PH5S1765.D**
Injection Volume (uL):	1.0	**Blank Data Filename:**	PH5S1758.D
Dilution Factor:	N/A	**Cal. Ver. Data Filename:**	PH5S1754.D
Concentration Units:	ng/g (wet weight basis)	**% Moisture:**	6.37

This page is part of a total report that contains information necessary for accreditation compliance.
This test is not NELAP accredited. Sample results relate only to the sample tested.

COMPOUND	CAS NO.	LAB FLAG [1]	CONC. FOUND	REPORTING LIMIT (RL)[2]	ION ABUND. RATIO	RRT
Naphthalene	91-20-3	J	90.9	5.97 (S)	0.08	1.006
Acenaphthylene	208-96-8	K J	5.38	2.81 (S)	0.05	1.003
Acenaphthene	83-32-9		457	5.53 (S)	1.16	1.048
Fluorene	86-73-7	J	106	2.75 (S)	1.00	0.843
Phenanthrene	85-01-8		6710	3.13 (S)	0.19	1.004
Anthracene	120-12-7		1830	3.08 (S)	0.18	1.012
Fluoranthene	206-44-0		17100	2.12 (S)	0.21	1.002
Pyrene	129-00-0		14700	2.02 (S)	0.21	1.032
Benz[a]anthracene [3]	56-55-3		9750	3.88 (S)	0.28	1.003
Chrysene [4]	218-01-9		10800	3.97 (S)	0.30	1.003
Benzo[b]fluoranthene	205-99-2		11400	5.69 (S)	0.22	1.004
Benzo[j,k]fluoranthenes			10100	5.79 (S)	0.22	1.002
Benzo[e]pyrene	192-97-2		7990	7.30 (S)	0.22	0.996
Benzo[a]pyrene	50-32-8		11000	7.22 (S)	0.22	1.004
Perylene	198-55-0		3390	8.12 (S)	0.21	1.004
Dibenz[a,h]anthracene [5]	53-70-3		2020	16.1 (S)	0.16	1.003
Indeno[1,2,3-cd]pyrene	193-39-5		9260	15.1 (S)	0.21	1.002
Benzo[ghi]perylene	191-24-2		8650	13.6 (S)	0.21	1.002
2-Methylnaphthalene	91-57-6	J	45.3	6.82 (S)	0.99	1.010
2,6-Dimethylnaphthalene	581-42-0	K J	13.7	11.3 (S)	0.56	1.014
2,3,5-Trimethylnaphthalene	2245-38-7	J	9.87	3.88 (S)	0.94	1.230
1-Methylphenanthrene	832-69-9		496	3.33 (S)	0.59	1.111
Dibenzothiophene	132-65-0		262	2.68 (S)	0.10	1.003

(1) Where applicable, custom lab flags have been used on this report; K = peak detected but did not meet quantification criteria, result reported represents the estimated maximum possible concentration; J = concentration less than lowest calibration equivalent.
(2) Reporting Limit (Code): S = sample detection limit; M = method detection limit; L = lowest calibration level equivalent; Q = contract defined limit.
(3) May co-elute with Cyclopenta(cd)pyrene.
(4) May co-elute with Triphenylene.
(5) May co-elute with Dibenz[a,c]anthracene.

These data are validated and reported as accurate and in accord with AXYS Analytical Services Ltd. ISO17025 compliant quality assurance processes.
Signed: _____David Wolfe_____

For Axys Internal Use Only [XSL Template: Pest1A.xsl; Created: 10-Jun-2015 16:24:47; Application: XMLTransformer-1.14.12;
Report Filename: PAH_PAH_LO_LPAR_L23191-14_Form1A_PH5S1765.D_SJ1891315.html; Workgroup: WG51242; Design ID: 2591]

AXYS METHOD MLA-021 Rev 12

Form 2

ANALYSIS REPORT

CLIENT SAMPLE NO.
125 Top
Sample Collection:
N/A

AXYS ANALYTICAL SERVICES
2045 MILLS RD., SIDNEY, B.C., CANADA
V8L 5X2 TEL (250) 655-5800 FAX (250) 655-5811

Project No.	06262044.0000		
Contract No.:	4765	**Lab Sample I.D.:**	L23191-14
Matrix:	TISSUE	**Sample Size:**	1.05 g (wet)
Sample Receipt Date:	13-May-2015	**Initial Calibration Date:**	19-Jan-2015
Extraction Date:	15-May-2015	**Instrument ID:**	LR GC/MS
Analysis Date:	29-May-2015 **Time:** 19:45:00	**GC Column ID:**	RTX5
Extract Volume (uL):	500	**Sample Data Filename:**	**PH5S1765.D**
Injection Volume (uL):	1.0	**Blank Data Filename:**	PH5S1758.D
Dilution Factor:	N/A	**Cal. Ver. Data Filename:**	PH5S1754.D
Concentration Units:	ng absolute	**% Moisture:**	6.37

This page is part of a total report that contains information necessary for accreditation compliance.
This test is not NELAP accredited. Sample results relate only to the sample tested.

LABELED COMPOUND	LAB FLAG [1]	SPIKE CONC.	CONC. FOUND	R(%) [2]	ION ABUND. RATIO	RRT
Naphthalene d-8		2000	914	45.7	0.09	0.606
2-Methylnaphthalene d-10		2000	983	49.1	0.17	0.755
2,6-Dimethylnaphthalene d-12		2020	1030	51.1	0.82	0.896
Acenaphthylene d-8		2000	1100	55.0	0.15	0.961
Dibenzothiophene d-8		2010	1090	54.0	0.09	0.791
Phenanthrene d-10		2010	1390	69.2	0.13	0.807
Fluoranthene d-10		2010	1520	75.6	0.17	0.971
Benzo[a]anthracene d-12		2000	1380	68.8	0.25	1.165
Chrysene d-12		2000	1560	77.9	0.27	1.170
Benzo[b]fluoranthene d-12		2020	1520	75.0	0.22	0.958
Benzo[k]fluoranthene d-12		2010	1600	79.6	0.21	0.962
Benzo[a]pyrene d-12		2010	1700	84.8	0.21	1.008
Perylene d-12		2010	1520	75.9	0.26	1.023
Dibenzo[a,h]anthracene d-14		2000	1400	69.9	0.34	1.211
Indeno[1,2,3-cd]pyrene d-12		2000	1440	72.0	0.17	1.207
Benzo[ghi]perylene d-12		2010	1470	73.1	0.20	1.238

(1) Where applicable, custom lab flags have been used on this report.
(2) R% = percent recovery.

These data are validated and reported as accurate and in accord with AXYS Analytical Services Ltd. ISO17025 compliant quality assurance processes.
Signed: _____David Wolfe_____

For Axys Internal Use Only [XSL Template: Pest2.xsl; Created: 10-Jun-2015 16:24:47; Application: XMLTransformer-1.14.12;
Report Filename: PAH_PAH_LO_LPAR_L23191-14_Form2_PH5S1765.D_SJ1891315.html; Workgroup: WG51242; Design ID: 2591]

AXYS METHOD MLA-021 Rev 12

Form 1A

ANALYSIS REPORT

CLIENT SAMPLE NO.
127 Middle
Sample Collection:
N/A

AXYS ANALYTICAL SERVICES
2045 MILLS RD., SIDNEY, B.C., CANADA
V8L 5X2 TEL (250) 655-5800 FAX (250) 655-5811

Project No.		06262044.0000	
Contract No.:	4765	**Lab Sample I.D.:**	L23191-15
Matrix:	TISSUE	**Sample Size:**	1.02 g (wet)
Sample Receipt Date:	13-May-2015	**Initial Calibration Date:**	19-Jan-2015
Extraction Date:	15-May-2015	**Instrument ID:**	LR GC/MS
Analysis Date:	29-May-2015 **Time:** 20:34:00	**GC Column ID:**	RTX5
Extract Volume (uL):	500	**Sample Data Filename:**	**PH5S1766.D**
Injection Volume (uL):	1.0	**Blank Data Filename:**	PH5S1758.D
Dilution Factor:	N/A	**Cal. Ver. Data Filename:**	PH5S1754.D
Concentration Units:	ng/g (wet weight basis)	**% Moisture:**	7.24

This page is part of a total report that contains information necessary for accreditation compliance.
This test is not NELAP accredited. Sample results relate only to the sample tested.

COMPOUND	CAS NO.	LAB FLAG [1]	CONC. FOUND	REPORTING LIMIT (RL)[2]	ION ABUND. RATIO	RRT
Naphthalene	91-20-3	J	106	8.58 (S)	0.07	1.006
Acenaphthylene	208-96-8	K J	5.59	3.33 (S)	0.28	1.004
Acenaphthene	83-32-9		479	9.66 (S)	1.18	1.048
Fluorene	86-73-7	J	114	4.67 (S)	1.00	0.843
Phenanthrene	85-01-8		6970	2.67 (S)	0.19	1.003
Anthracene	120-12-7		1820	2.62 (S)	0.17	1.011
Fluoranthene	206-44-0		17500	5.75 (S)	0.21	1.002
Pyrene	129-00-0		15200	5.48 (S)	0.21	1.032
Benz[a]anthracene [3]	56-55-3		9760	4.51 (S)	0.28	1.002
Chrysene [4]	218-01-9		10500	4.53 (S)	0.31	1.003
Benzo[b]fluoranthene	205-99-2		10300	7.91 (S)	0.24	1.004
Benzo[j,k]fluoranthenes			9960	7.66 (S)	0.20	1.002
Benzo[e]pyrene	192-97-2		7300	9.42 (S)	0.22	0.996
Benzo[a]pyrene	50-32-8		9980	9.32 (S)	0.21	1.004
Perylene	198-55-0		3200	11.1 (S)	0.21	1.004
Dibenz[a,h]anthracene [5]	53-70-3		1860	16.7 (S)	0.16	1.003
Indeno[1,2,3-cd]pyrene	193-39-5		8590	14.3 (S)	0.21	1.002
Benzo[ghi]perylene	191-24-2		7830	12.4 (S)	0.21	1.003
2-Methylnaphthalene	91-57-6	J	52.0	9.14 (S)	0.90	1.010
2,6-Dimethylnaphthalene	581-42-0	K J	20.9	10.5 (S)	0.53	1.013
2,3,5-Trimethylnaphthalene	2245-38-7	J	11.8	7.98 (S)	0.84	1.230
1-Methylphenanthrene	832-69-9		536	8.29 (S)	0.63	1.110
Dibenzothiophene	132-65-0	K	321	3.34 (S)	0.05	1.003

(1) Where applicable, custom lab flags have been used on this report; K = peak detected but did not meet quantification criteria, result reported represents the estimated maximum possible concentration; J = concentration less than lowest calibration equivalent.
(2) Reporting Limit (Code): S = sample detection limit; M = method detection limit; L = lowest calibration level equivalent; Q = contract defined limit.
(3) May co-elute with Cyclopenta(cd)pyrene.
(4) May co-elute with Triphenylene.
(5) May co-elute with Dibenz[a,c]anthracene.

These data are validated and reported as accurate and in accord with AXYS Analytical Services Ltd. ISO17025 compliant quality assurance processes.
Signed: _____David Wolfe_____

For Axys Internal Use Only [XSL Template: Pest1A.xsl; Created: 10-Jun-2015 16:24:47; Application: XMLTransformer-1.14.12;
Report Filename: PAH_PAH_LO_LPAR_L23191-15_Form1A_PH5S1766.D_SJ1891316.html; Workgroup: WG51242; Design ID: 2591]

AXYS METHOD MLA-021 Rev 12

Form 2

ANALYSIS REPORT

CLIENT SAMPLE NO.
127 Middle
Sample Collection:
N/A

AXYS ANALYTICAL SERVICES
2045 MILLS RD., SIDNEY, B.C., CANADA
V8L 5X2 TEL (250) 655-5800 FAX (250) 655-5811

Project No.	06262044.0000		
Contract No.:	4765	**Lab Sample I.D.:**	L23191-15
Matrix:	TISSUE	**Sample Size:**	1.02 g (wet)
Sample Receipt Date:	13-May-2015	**Initial Calibration Date:**	19-Jan-2015
Extraction Date:	15-May-2015	**Instrument ID:**	LR GC/MS
Analysis Date:	29-May-2015 **Time:** 20:34:00	**GC Column ID:**	RTX5
Extract Volume (uL):	500	**Sample Data Filename:**	**PH5S1766.D**
Injection Volume (uL):	1.0	**Blank Data Filename:**	PH5S1758.D
Dilution Factor:	N/A	**Cal. Ver. Data Filename:**	PH5S1754.D
Concentration Units:	ng absolute	**% Moisture:**	7.24

This page is part of a total report that contains information necessary for accreditation compliance.
This test is not NELAP accredited. Sample results relate only to the sample tested.

LABELED COMPOUND	LAB FLAG [1]	SPIKE CONC.	CONC. FOUND	R(%) [2]	ION ABUND. RATIO	RRT
Naphthalene d-8		2000	803	40.1	0.09	0.606
2-Methylnaphthalene d-10		2000	845	42.2	0.17	0.755
2,6-Dimethylnaphthalene d-12		2020	863	42.8	0.81	0.896
Acenaphthylene d-8		2000	930	46.5	0.15	0.961
Dibenzothiophene d-8		2010	887	44.1	0.09	0.792
Phenanthrene d-10		2010	1350	67.0	0.14	0.808
Fluoranthene d-10		2010	1500	75.1	0.18	0.971
Benzo[a]anthracene d-12		2000	1280	63.8	0.25	1.165
Chrysene d-12		2000	1490	74.3	0.27	1.170
Benzo[b]fluoranthene d-12		2020	1520	75.3	0.21	0.958
Benzo[k]fluoranthene d-12		2010	1580	79.0	0.21	0.962
Benzo[a]pyrene d-12		2010	1760	87.7	0.21	1.008
Perylene d-12		2010	1500	74.4	0.26	1.024
Dibenzo[a,h]anthracene d-14		2000	1420	71.0	0.35	1.211
Indeno[1,2,3-cd]pyrene d-12		2000	1460	73.0	0.16	1.207
Benzo[ghi]perylene d-12		2010	1520	75.6	0.20	1.238

(1) Where applicable, custom lab flags have been used on this report.
(2) R% = percent recovery.

These data are validated and reported as accurate and in accord with AXYS Analytical Services Ltd. ISO17025 compliant quality assurance processes.
Signed: _____David Wolfe_____

For Axys Internal Use Only [XSL Template: Pest2.xsl; Created: 10-Jun-2015 16:24:47; Application: XMLTransformer-1.14.12;
Report Filename: PAH_PAH_LO_LPAR_L23191-15_Form2_PH5S1766.D_SJ1891316.html; Workgroup: WG51242; Design ID: 2591]

AXYS METHOD MLA-021 Rev 12

Form 1A

ANALYSIS REPORT

CLIENT SAMPLE NO.
129 Bottom
Sample Collection:
N/A

AXYS ANALYTICAL SERVICES
2045 MILLS RD., SIDNEY, B.C., CANADA
V8L 5X2 TEL (250) 655-5800 FAX (250) 655-5811

Project No.	06262044.0000		
Contract No.:	4765	**Lab Sample I.D.:**	L23191-16
Matrix:	TISSUE	**Sample Size:**	1.01 g (wet)
Sample Receipt Date:	13-May-2015	**Initial Calibration Date:**	19-Jan-2015
Extraction Date:	15-May-2015	**Instrument ID:**	LR GC/MS
Analysis Date:	29-May-2015 **Time:** 21:23:00	**GC Column ID:**	RTX5
Extract Volume (uL):	500	**Sample Data Filename:**	**PH5S1767.D**
Injection Volume (uL):	1.0	**Blank Data Filename:**	PH5S1758.D
Dilution Factor:	N/A	**Cal. Ver. Data Filename:**	PH5S1754.D
Concentration Units:	ng/g (wet weight basis)	**% Moisture:**	6.62

This page is part of a total report that contains information necessary for accreditation compliance.
This test is not NELAP accredited. Sample results relate only to the sample tested.

COMPOUND	CAS NO.	LAB FLAG [1]	CONC. FOUND	REPORTING LIMIT (RL)[2]	ION ABUND. RATIO	RRT
Naphthalene	91-20-3	J	90.5	9.40 (S)	0.07	1.007
Acenaphthylene	208-96-8	K J	5.76	3.60 (S)	0.26	1.003
Acenaphthene	83-32-9		478	9.74 (S)	1.14	1.048
Fluorene	86-73-7	J	102	3.12 (S)	1.02	0.844
Phenanthrene	85-01-8		6720	1.89 (S)	0.19	1.004
Anthracene	120-12-7		1670	1.85 (S)	0.18	1.012
Fluoranthene	206-44-0		17200	2.37 (S)	0.21	1.002
Pyrene	129-00-0		14900	2.25 (S)	0.21	1.032
Benz[a]anthracene [3]	56-55-3		9580	5.55 (S)	0.28	1.003
Chrysene [4]	218-01-9		10300	5.57 (S)	0.31	1.003
Benzo[b]fluoranthene	205-99-2		10900	8.78 (S)	0.22	1.004
Benzo[j,k]fluoranthenes			9650	8.79 (S)	0.22	1.003
Benzo[e]pyrene	192-97-2		7440	11.1 (S)	0.22	0.996
Benzo[a]pyrene	50-32-8		10300	11.0 (S)	0.22	1.004
Perylene	198-55-0		3210	12.5 (S)	0.21	1.004
Dibenz[a,h]anthracene [5]	53-70-3		1930	10.7 (S)	0.15	1.003
Indeno[1,2,3-cd]pyrene	193-39-5		8610	13.4 (S)	0.21	1.003
Benzo[ghi]perylene	191-24-2		7990	11.8 (S)	0.21	1.003
2-Methylnaphthalene	91-57-6	J	44.9	5.86 (S)	1.08	1.010
2,6-Dimethylnaphthalene	581-42-0	U		17.6 (S)		
2,3,5-Trimethylnaphthalene	2245-38-7	U		8.23 (S)		
1-Methylphenanthrene	832-69-9		525	3.96 (S)	0.60	1.111
Dibenzothiophene	132-65-0		271	2.27 (S)	0.10	1.003

(1) Where applicable, custom lab flags have been used on this report; U = not detected at RL; K = peak detected but did not meet quantification criteria, result reported represents the estimated maximum possible concentration; J = concentration less than lowest calibration equivalent.
(2) Reporting Limit (Code): S = sample detection limit; M = method detection limit; L = lowest calibration level equivalent; Q = contract defined limit.
(3) May co-elute with Cyclopenta(cd)pyrene.
(4) May co-elute with Triphenylene.
(5) May co-elute with Dibenz[a,c]anthracene.

These data are validated and reported as accurate and in accord with AXYS Analytical Services Ltd. ISO17025 compliant quality assurance processes.
Signed: _____David Wolfe_____

For Axys Internal Use Only [XSL Template: Pest1A.xsl; Created: 10-Jun-2015 16:24:47; Application: XMLTransformer-1.14.12;
Report Filename: PAH_PAH_LO_LPAR_L23191-16_Form1A_PH5S1767.D_SJ1891317.html; Workgroup: WG51242; Design ID: 2591]

AXYS METHOD MLA-021 Rev 12

Form 2

ANALYSIS REPORT

CLIENT SAMPLE NO.
129 Bottom
Sample Collection:
N/A

AXYS ANALYTICAL SERVICES
2045 MILLS RD., SIDNEY, B.C., CANADA
V8L 5X2 TEL (250) 655-5800 FAX (250) 655-5811

Project No.	06262044.0000		
Contract No.:	4765	**Lab Sample I.D.:**	L23191-16
Matrix:	TISSUE	**Sample Size:**	1.01 g (wet)
Sample Receipt Date:	13-May-2015	**Initial Calibration Date:**	19-Jan-2015
Extraction Date:	15-May-2015	**Instrument ID:**	LR GC/MS
Analysis Date:	29-May-2015 **Time:** 21:23:00	**GC Column ID:**	RTX5
Extract Volume (uL):	500	**Sample Data Filename:**	**PH5S1767.D**
Injection Volume (uL):	1.0	**Blank Data Filename:**	PH5S1758.D
Dilution Factor:	N/A	**Cal. Ver. Data Filename:**	PH5S1754.D
Concentration Units:	ng absolute	**% Moisture:**	6.62

This page is part of a total report that contains information necessary for accreditation compliance.
This test is not NELAP accredited. Sample results relate only to the sample tested.

LABELED COMPOUND	LAB FLAG [1]	SPIKE CONC.	CONC. FOUND	R(%) [2]	ION ABUND. RATIO	RRT
Naphthalene d-8		2000	608	30.4	0.09	0.606
2-Methylnaphthalene d-10		2000	719	35.9	0.17	0.755
2,6-Dimethylnaphthalene d-12		2020	837	41.5	0.78	0.896
Acenaphthylene d-8		2000	901	45.0	0.15	0.961
Dibenzothiophene d-8		2010	1100	54.5	0.09	0.792
Phenanthrene d-10		2010	1350	67.4	0.13	0.807
Fluoranthene d-10		2010	1530	76.1	0.17	0.971
Benzo[a]anthracene d-12		2000	1340	67.2	0.25	1.165
Chrysene d-12		2000	1550	77.6	0.27	1.170
Benzo[b]fluoranthene d-12		2020	1500	74.1	0.22	0.958
Benzo[k]fluoranthene d-12		2010	1570	78.1	0.21	0.962
Benzo[a]pyrene d-12		2010	1710	85.3	0.21	1.009
Perylene d-12		2010	1490	73.9	0.25	1.024
Dibenzo[a,h]anthracene d-14		2000	1360	68.0	0.34	1.211
Indeno[1,2,3-cd]pyrene d-12		2000	1420	71.1	0.15	1.207
Benzo[ghi]perylene d-12		2010	1440	71.9	0.20	1.238

(1) Where applicable, custom lab flags have been used on this report.
(2) R% = percent recovery.

These data are validated and reported as accurate and in accord with AXYS Analytical Services Ltd. ISO17025 compliant quality assurance processes.
Signed: _____David Wolfe_____

For Axys Internal Use Only [XSL Template: Pest2.xsl; Created: 10-Jun-2015 16:24:47; Application: XMLTransformer-1.14.12;
Report Filename: PAH_PAH_LO_LPAR_L23191-16_Form2_PH5S1767.D_SJ1891317.html; Workgroup: WG51242; Design ID: 2591]

AXYS METHOD MLA-021 Rev 12

Form 1A

ANALYSIS REPORT

CLIENT SAMPLE NO.
Lab Blank
Sample Collection:
N/A

AXYS ANALYTICAL SERVICES
2045 MILLS RD., SIDNEY, B.C., CANADA
V8L 5X2 TEL (250) 655-5800 FAX (250) 655-5811

Project No.	N/A		
Contract No.:	4765	**Lab Sample I.D.:**	WG51242-101
Matrix:	CANOLA OIL	**Sample Size:**	1.00 g
Sample Receipt Date:	N/A	**Initial Calibration Date:**	19-Jan-2015
Extraction Date:	15-May-2015	**Instrument ID:**	LR GC/MS
Analysis Date:	29-May-2015 **Time:** 14:03:00	**GC Column ID:**	RTX5
Extract Volume (uL):	500	**Sample Data Filename:**	**PH5S1758.D**
Injection Volume (uL):	1.0	**Blank Data Filename:**	PH5S1758.D
Dilution Factor:	N/A	**Cal. Ver. Data Filename:**	PH5S1754.D

Concentration Units: ng/g

This page is part of a total report that contains information necessary for accreditation compliance.
This test is not NELAP accredited. Sample results relate only to the sample tested.

COMPOUND	CAS NO.	LAB FLAG [1]	CONC. FOUND	REPORTING LIMIT (RL)[2]	ION ABUND. RATIO	RRT
Naphthalene	91-20-3	J	6.39	0.431 (S)	0.08	1.006
Acenaphthylene	208-96-8	U		0.324 (S)		
Acenaphthene	83-32-9	U		0.661 (S)		
Fluorene	86-73-7	K J	0.373	0.335 (S)	3.06	0.845
Phenanthrene	85-01-8	J	2.75	0.260 (S)	0.23	1.004
Anthracene	120-12-7	K J	0.481	0.256 (S)	0.15	1.013
Fluoranthene	206-44-0	K J	1.07	0.127 (S)	0.26	1.002
Pyrene	129-00-0	J	1.45	0.121 (S)	0.22	1.032
Benz[a]anthracene [3]	56-55-3	K J	0.294	0.207 (S)	0.95	1.003
Chrysene [4]	218-01-9	K J	0.744	0.199 (S)	0.19	1.003
Benzo[b]fluoranthene	205-99-2	U		0.357 (S)		
Benzo[j,k]fluoranthenes		K J	0.445	0.377 (S)	0.39	1.002
Benzo[e]pyrene	192-97-2	U		0.798 (S)		
Benzo[a]pyrene	50-32-8	U		0.790 (S)		
Perylene	198-55-0	U		1.03 (S)		
Dibenz[a,h]anthracene [5]	53-70-3	U		0.386 (S)		
Indeno[1,2,3-cd]pyrene	193-39-5	K J	1.97	0.429 (S)	1.99	1.003
Benzo[ghi]perylene	191-24-2	K J	0.709	0.391 (S)	0.56	1.002
2-Methylnaphthalene	91-57-6	J	2.34	0.632 (S)	0.96	1.010
2,6-Dimethylnaphthalene	581-42-0	K J	0.929	0.870 (S)	0.51	1.012
2,3,5-Trimethylnaphthalene	2245-38-7	J	0.669	0.445 (S)	1.00	1.228
1-Methylphenanthrene	832-69-9	U		0.638 (S)		
Dibenzothiophene	132-65-0	K J	0.762	0.206 (S)	0.02	1.004

(1) Where applicable, custom lab flags have been used on this report; U = not detected at RL; K = peak detected but did not meet quantification criteria, result reported represents the estimated maximum possible concentration; J = concentration less than lowest calibration equivalent.
(2) Reporting Limit (Code): S = sample detection limit; M = method detection limit; L = lowest calibration level equivalent; Q = contract defined limit.
(3) May co-elute with Cyclopenta(cd)pyrene.
(4) May co-elute with Triphenylene.
(5) May co-elute with Dibenz[a,c]anthracene.

These data are validated and reported as accurate and in accord with AXYS Analytical Services Ltd. ISO17025 compliant quality assurance processes.
Signed: _____David Wolfe_____

For Axys Internal Use Only [XSL Template: Pest1A.xsl; Created: 10-Jun-2015 16:24:47; Application: XMLTransformer-1.14.12;
Report Filename: PAH_PAH_LO_LPAR_WG51242-101_Form1A_PH5S1758.D_SJ1891307.html; Workgroup: WG51242; Design ID: 2591]

AXYS METHOD MLA-021 Rev 12

CLIENT SAMPLE NO.
Lab Blank
Sample Collection:
N/A

Form 2
ANALYSIS REPORT

AXYS ANALYTICAL SERVICES
2045 MILLS RD., SIDNEY, B.C., CANADA
V8L 5X2 TEL (250) 655-5800 FAX (250) 655-5811

Project No.	N/A		
Contract No.:	4765	**Lab Sample I.D.:**	WG51242-101
Matrix:	CANOLA OIL	**Sample Size:**	1.00 g
Sample Receipt Date:	N/A	**Initial Calibration Date:**	19-Jan-2015
Extraction Date:	15-May-2015	**Instrument ID:**	LR GC/MS
Analysis Date:	29-May-2015 **Time:** 14:03:00	**GC Column ID:**	RTX5
Extract Volume (uL):	500	**Sample Data Filename:**	**PH5S1758.D**
Injection Volume (uL):	1.0	**Blank Data Filename:**	PH5S1758.D
Dilution Factor:	N/A	**Cal. Ver. Data Filename:**	PH5S1754.D
Concentration Units:	ng absolute		

This page is part of a total report that contains information necessary for accreditation compliance.
This test is not NELAP accredited. Sample results relate only to the sample tested.

LABELED COMPOUND	LAB FLAG [1]	SPIKE CONC.	CONC. FOUND	R(%) [2]	ION ABUND. RATIO	RRT
Naphthalene d-8		2000	872	43.6	0.09	0.606
2-Methylnaphthalene d-10		2000	961	48.1	0.17	0.754
2,6-Dimethylnaphthalene d-12		2020	942	46.7	0.80	0.896
Acenaphthylene d-8		2000	949	47.5	0.16	0.961
Dibenzothiophene d-8		2010	1250	62.3	0.09	0.791
Phenanthrene d-10		2010	1530	76.3	0.14	0.807
Fluoranthene d-10		2010	1570	78.5	0.17	0.971
Benzo[a]anthracene d-12		2000	1380	69.2	0.25	1.165
Chrysene d-12		2000	1520	76.0	0.27	1.170
Benzo[b]fluoranthene d-12		2020	1600	79.4	0.22	0.958
Benzo[k]fluoranthene d-12		2010	1600	79.7	0.21	0.962
Benzo[a]pyrene d-12		2010	989	49.3	0.21	1.008
Perylene d-12		2010	795	39.6	0.26	1.024
Dibenzo[a,h]anthracene d-14		2000	1460	72.8	0.31	1.211
Indeno[1,2,3-cd]pyrene d-12		2000	1520	75.8	0.19	1.207
Benzo[ghi]perylene d-12		2010	1480	74.0	0.20	1.238

(1) Where applicable, custom lab flags have been used on this report.
(2) R% = percent recovery.

These data are validated and reported as accurate and in accord with AXYS Analytical Services Ltd. ISO17025 compliant quality assurance processes.
Signed: _____David Wolfe_____

For Axys Internal Use Only [XSL Template: Pest2.xsl; Created: 10-Jun-2015 16:24:47; Application: XMLTransformer-1.14.12;
Report Filename: PAH_PAH_LO_LPAR_WG51242-101_Form2_PH5S1758.D_SJ1891307.html; Workgroup: WG51242; Design ID: 2591]

AXYS METHOD MLA-021 Rev 12

Form 8A
ONGOING PRECISION AND RECOVERY (OPR)

AXYS ANALYTICAL SERVICES
2045 MILLS RD., SIDNEY, B.C., CANADA
V8L 5X2 TEL (250) 655-5800 FAX (250) 655-5811

Contract No.: 4765 **OPR Data Filename:** **PH5S1755.D**

Matrix: TISSUE **Lab Sample I.D.:** WG51242-102

Extraction Date: 15-May-2015 **Analysis Date:** 29-May-2015 **Time:** 11:36:00

ALL CONCENTRATIONS REPORTED ON THIS FORM ARE CONCENTRATIONS IN EXTRACT, BASED ON 100 uL EXTRACT.

COMPOUND	CAS NO.	LAB FLAG [1]	ION ABUND. RATIO	SPIKE CONC. (ng/mL)	CONC. FOUND (ng/mL)	OPR CONC. LIMITS (ng/mL)	% RECOVERY
Naphthalene	91-20-3		0.07	19700	20700	13800 - 25600	105
Acenaphthylene	208-96-8		0.20	19900	21300	13900 - 27800	107
Acenaphthene	83-32-9		1.18	20000	22700	14000 - 26000	113
Fluorene	86-73-7		1.02	19700	19400	11800 - 27500	98.8
Phenanthrene	85-01-8		0.19	19900	21000	14000 - 25900	106
Anthracene	120-12-7		0.19	19900	20400	14000 - 25900	102
Fluoranthene	206-44-0		0.21	20000	21100	14000 - 26000	105
Pyrene	129-00-0		0.21	19700	20400	13800 - 25600	104
Benz[a]anthracene	56-55-3		0.28	19800	21100	13800 - 25700	107
Chrysene	218-01-9		0.31	20000	21700	14000 - 26000	109
Benzo[b]fluoranthene	205-99-2		0.21	19900	20900	13900 - 25900	105
Benzo[j,k]fluoranthenes			0.21	19900	21900	13900 - 25800	110
Benzo[e]pyrene	192-97-2		0.21	20100	21500	14000 - 26100	107
Benzo[a]pyrene	50-32-8		0.21	20000	21300	14000 - 26000	106
Perylene	198-55-0		0.21	20100	22000	14000 - 26100	110
Dibenz[a,h]anthracene	53-70-3		0.16	20100	22400	14000 - 26100	112
Indeno[1,2,3-cd]pyrene	193-39-5		0.20	19800	21500	13900 - 25800	108
Benzo[ghi]perylene	191-24-2		0.22	19800	21200	13900 - 25800	107
2-Methylnaphthalene	91-57-6		0.91	20500	21800	14400 - 26700	106
2,6-Dimethylnaphthalene	581-42-0		0.72	20200	22100	14100 - 26200	110
2,3,5-Trimethylnaphthalene	2245-38-7		0.95	19600	23500	9810 - 29400	120
1-Methylphenanthrene	832-69-9		0.61	16400	18700	8180 - 24500	115
Dibenzothiophene	132-65-0		0.09	20100	21100	12100 - 28100	105

(1) Where applicable, custom lab flags have been used on this report.

These data are validated and reported as accurate and in accord with AXYS Analytical Services Ltd. ISO17025 compliant quality assurance processes.
Signed: _____David Wolfe_____

These pages are part of a larger report that may contain information necessary for full data evaluation. Results reported relate only to the sample tested.

For Axys Internal Use Only [XSL Template: Pest8A.xsl; Created: 10-Jun-2015 16:24:47; Application: XMLTransformer-1.14.12;
Report Filename: PAH_PAH_LO_LPAR_WG51242-102_Form8A_SJ1891305.html; Workgroup: WG51242; Design ID: 2591]

AXYS METHOD MLA-021 Rev 12

Form 8B
ONGOING PRECISION AND RECOVERY (OPR)

AXYS ANALYTICAL SERVICES
2045 MILLS RD., SIDNEY, B.C., CANADA
V8L 5X2 TEL (250) 655-5800 FAX (250) 655-5811

Contract No.: 4765 **OPR Data Filename:** **PH5S1755.D**

Matrix: TISSUE **Lab Sample I.D.:** WG51242-102

Extraction Date: 15-May-2015 **Analysis Date:** 29-May-2015 **Time:** 11:36:00

ALL CONCENTRATIONS REPORTED ON THIS FORM ARE CONCENTRATIONS IN EXTRACT, BASED ON 100 uL EXTRACT.

LABELED COMPOUND	CAS NO.	LAB FLAG [1]	ION ABUND. RATIO	SPIKE CONC. (ng/mL)	CONC. FOUND (ng/mL)	OPR CONC. LIMITS (ng/mL)	% RECOVERY
Naphthalene d-8	1146-65-2		0.09	20000	11200	3000-26000	56.0
2-Methylnaphthalene d-10	7297-45-2		0.17	20000	11800	4000-26000	59.0
2,6-Dimethylnaphthalene d-12	350820-12-1		0.80	20200	12000	4030-26200	59.4
Acenaphthylene d-8	93951-97-4		0.16	20000	13200	4000-26000	66.0
Dibenzothiophene d-8	33262-29-2		0.09	20100	14400	6030-26100	71.6
Phenanthrene d-10	1517-22-2		0.15	20100	17200	6030-26100	85.7
Fluoranthene d-10	93951-69-0		0.17	20100	17900	6020-26100	89.4
Benzo[a]anthracene d-12	1718-53-2		0.25	20000	17200	6000-26000	86.1
Chrysene d-12	1719-03-5		0.27	20000	17300	6000-26000	86.6
Benzo[b]fluoranthene d-12	93951-98-5		0.21	20200	18200	6060-26300	89.9
Benzo[k]fluoranthene d-12	93952-01-3		0.20	20100	18300	6020-26100	91.3
Benzo[a]pyrene d-12	63466-71-7		0.21	20100	18400	6020-26100	91.9
Perylene d-12	1520-96-3		0.27	20100	17800	6030-26100	88.6
Dibenzo[a,h]anthracene d-14	13250-98-1		0.31	20000	17400	6000-26000	86.9
Indeno[1,2,3-cd]pyrene d-12	203578-33-0		0.19	20000	16700	6000-26000	83.5
Benzo[ghi]perylene d-12	93951-66-7		0.20	20100	16600	6020-26100	82.6

(1) Where applicable, custom lab flags have been used on this report.

These data are validated and reported as accurate and in accord with AXYS Analytical Services Ltd. ISO17025 compliant quality assurance processes.
Signed: _____David Wolfe_____

These pages are part of a larger report that may contain information necessary for full data evaluation. Results reported relate only to the sample tested.

For Axys Internal Use Only [XSL Template: Pest8B.xsl; Created: 10-Jun-2015 16:24:47; Application: XMLTransformer-1.14.12;
Report Filename: PAH_PAH_LO_LPAR_WG51242-102_Form8B_SJ1891305.html; Workgroup: WG51242; Design ID: 2591]

Accreditation Scope

AXYS Analytical Services Ltd.
file ref.: ACC-101 Rev.23

Compound Class	Compound	Accredited Method ID	AXYS Method ID	Pulp: CALA	Serum: CALA	Solids: CALA	Solids: California DPH	Solids: Florida DOH	Solids: Minnesota DOH	Solids: New Jersey DEP	Solids: New York DOH	Solids: Virginia DGS	Solids: Washington DE	Solids: Maine DOH	Solids: ANAB	Tissue: CALA	Tissue: Florida DOH	Tissue: Minnesota DOH	Tissue: New Jersey DEP	Tissue: Virginia DGS	Tissue: ANAB	Urine: CALA	Water: CALA	Water, Drinking: Florida DOH	Water, Drinking: Minnesota DOH	Water, Drinking: New Jersey DEP	Water, Drinking: ANAB	Water, Non-Potable: California DPH	Water, Non-Potable: Florida DOH	Water, Non-Potable: Minnesota DOH	Water, Non-Potable: New Jersey DEP	Water, Non-Potable: New York DOH	Water, Non-Potable: Virginia DGS	Water, Non-Potable: Washington DE*	Water, Non-Potable: Maine DOH	Water, Non-Potable: ANAB	Water, Non-Potable: Pennsylvania DEP
BFR	BTBPE	AXYS MLA-033	MLA-033			Y										Y							Y													
	DBDPE	AXYS MLA-033	MLA-033			Y										Y							Y													
	HBB	AXYS MLA-033	MLA-033			Y										Y							Y													
	PBEB	AXYS MLA-033	MLA-033			Y										Y							Y													
BPA and MPE	4,4'-dihydroxy-2,2-diphenylpropane (Bisphenol A) (BPA)	AXYS MLA-059	MLA-059																			Y													
	Mono-(2-ethyl-5-hydroxyhexyl) phthalate (MEHHP)	AXYS MLA-059	MLA-059																			Y													
	Mono-(2-ethyl-5-oxohexyl) phthalate (MEOHP)	AXYS MLA-059	MLA-059																			Y													
	Mono-(3-carboxypropyl) phthalate (MCPP)	AXYS MLA-059	MLA-059																			Y													
	Mono-2-ethylhexyl phthalate (MEHP)	AXYS MLA-059	MLA-059																			Y													
	Mono-benzyl phthalate (MBzP)	AXYS MLA-059	MLA-059																			Y													
	Mono-butyl phthalate (MBP) (n + iso)	AXYS MLA-059	MLA-059																			Y													
	Mono-cyclohexyl phthalate (MCHP)	AXYS MLA-059	MLA-059																			Y													
	Mono-ethyl phthalate (MEP)	AXYS MLA-059	MLA-059																			Y													
	Mono-iso-nonyl phthalate (MiNP)	AXYS MLA-059	MLA-059																			Y													
	Mono-methyl phthalate (MMP)	AXYS MLA-059	MLA-059																			Y													
HBCDD	alpha-hexabromocyclododecane (a-HBCDD)	AXYS MLA-070	MLA-070		Y																														
	beta-hexabromocyclododecane (b-HBCDD)	AXYS MLA-070	MLA-070		Y																														
	gamma-hexabromocyclododecane (g-HBCDD)	AXYS MLA-070	MLA-070		Y																														
OC Pesticides	2,4'-DDD	AXYS MLA-007	MLA-007		Y	Y										Y							Y													
		AXYS MLA-028	MLA-028		Y	Y							Y			Y							Y											Y			
		EPA 8270	MLA-007										Y																								
	2,4'-DDE	AXYS MLA-007	MLA-007		Y	Y										Y							Y													
		AXYS MLA-028	MLA-028		Y	Y							Y			Y							Y											Y			
		EPA 8270	MLA-007										Y																								
	2,4'-DDT	AXYS MLA-007	MLA-007		Y	Y										Y							Y													
		AXYS MLA-028	MLA-028		Y	Y							Y			Y							Y											Y			
		EPA 8270	MLA-007										Y																								
	4,4'-DDD	AXYS MLA-007	MLA-007		Y	Y		Y							Y	Y							Y					Y								Y
		AXYS MLA-028	MLA-028		Y	Y		Y					Y		Y	Y							Y					Y					Y			Y
		EPA 625	MLA-007																									Y	Y		Y	Y		Y	Y	
		EPA 8270	MLA-007				Y	Y			Y	Y	Y	Y	Y																					
	4,4'-DDE	AXYS MLA-007	MLA-007		Y	Y		Y							Y	Y							Y					Y								Y
		AXYS MLA-028	MLA-028		Y	Y		Y					Y		Y	Y							Y					Y					Y			Y
		EPA 625	MLA-007																									Y	Y		Y	Y		Y	Y	
		EPA 8270	MLA-007				Y	Y			Y	Y	Y	Y	Y																					
	4,4'-DDT	AXYS MLA-007	MLA-007		Y	Y		Y							Y	Y							Y					Y								Y
		AXYS MLA-028	MLA-028		Y	Y		Y					Y		Y	Y							Y					Y					Y			Y
		EPA 625	MLA-007																									Y	Y		Y	Y		Y	Y	
		EPA 8270	MLA-007				Y	Y			Y	Y	Y	Y	Y																					
	Aldrin	AXYS MLA-007	MLA-007		Y	Y		Y							Y	Y							Y					Y								Y
		AXYS MLA-028	MLA-028		Y	Y		Y					Y		Y	Y							Y					Y					Y			Y
		EPA 625	MLA-007																									Y	Y		Y	Y		Y	Y	
		EPA 8270	MLA-007				Y	Y			Y	Y	Y	Y	Y																					
	Alpha-HCH	AXYS MLA-007	MLA-007		Y	Y		Y							Y	Y							Y					Y								Y
		AXYS MLA-028	MLA-028		Y	Y		Y					Y		Y	Y							Y					Y					Y			Y
		EPA 625	MLA-007																									Y	Y		Y	Y		Y	Y	
		EPA 8270	MLA-007				Y	Y			Y	Y	Y	Y	Y																					
	Beta-HCH	AXYS MLA-007	MLA-007		Y	Y		Y							Y	Y							Y					Y								Y
		AXYS MLA-028	MLA-028		Y	Y		Y					Y		Y	Y							Y					Y					Y			Y
		EPA 625	MLA-007																									Y	Y		Y	Y		Y	Y	

Accreditation Scope

AXYS Analytical Services Ltd.
file ref.: ACC-101 Rev.23

Compound Class	Compound	Accredited Method ID	AXYS Method ID	Pulp	Serum	Solids										Tissue						Urine	Water	Water, Drinking				Water, Non-Potable								
				CALA	CALA	CALA	California DPH	Florida DOH	Minnesota DOH	New Jersey DEP	New York DOH	Virginia DGS	Washington DE	Maine DOH	ANAB	CALA	Florida DOH	Minnesota DOH	New Jersey DEP	Virginia DGS	ANAB	CALA	CALA	Florida DOH	Minnesota DOH	New Jersey DEP	ANAB	California DPH	Florida DOH	Minnesota DOH	New Jersey DEP	New York DOH	Virginia DGS	Washington DE*	Maine DOH	ANAB	Pennsylvania DEP
		EPA 8270	MLA-007				Y	Y			Y	Y	Y	Y	Y																					
	Chlordane, technical	AXYS MLA-007	MLA-007					Y							Y														Y							Y	
		EPA 625	MLA-007																									Y							Y		
		EPA 8270	MLA-007				Y	Y			Y	Y		Y	Y														Y			Y	Y		Y	Y	
	cis-Chlordane (alpha-Chlordane)	AXYS MLA-007	MLA-007		Y	Y		Y							Y	Y							Y						Y							Y	
		AXYS MLA-028	MLA-028		Y	Y		Y					Y		Y	Y							Y						Y					Y		Y	
		EPA 8270	MLA-007					Y			Y		Y	Y	Y														Y			Y			Y	Y	
	cis-Nonachlor	AXYS MLA-007	MLA-007		Y	Y										Y							Y													
		AXYS MLA-028	MLA-028		Y	Y							Y			Y							Y											Y			
		EPA 8270	MLA-007										Y																								
	Delta-HCH	AXYS MLA-007	MLA-007		Y	Y		Y							Y	Y							Y						Y							Y	
		AXYS MLA-028	MLA-028		Y	Y		Y					Y		Y	Y							Y						Y					Y		Y	
		EPA 608	MLA-007																										Y							Y	
		EPA 8081	MLA-007					Y			Y	Y	Y		Y																						
	Dieldrin	AXYS MLA-007	MLA-007		Y	Y		Y							Y	Y							Y						Y							Y	
		AXYS MLA-028	MLA-028		Y	Y		Y					Y		Y	Y							Y						Y					Y		Y	
		EPA 608	MLA-007																										Y	Y			Y	Y		Y	Y
		EPA 8081	MLA-007				Y	Y			Y	Y	Y	Y	Y																						
	Endosulphan I	AXYS MLA-007	MLA-007		Y	Y		Y							Y	Y							Y						Y							Y	
		AXYS MLA-028	MLA-028		Y	Y		Y					Y		Y	Y							Y						Y					Y		Y	
		EPA 608	MLA-007																										Y	Y			Y	Y		Y	Y
		EPA 8081	MLA-007				Y	Y			Y	Y	Y	Y	Y																						
	Endosulphan II	AXYS MLA-007	MLA-007		Y	Y		Y							Y	Y							Y						Y							Y	
		AXYS MLA-028	MLA-028		Y	Y		Y					Y		Y	Y							Y						Y					Y		Y	
		EPA 608	MLA-007																										Y	Y			Y	Y		Y	Y
		EPA 8081	MLA-007				Y	Y			Y	Y	Y	Y	Y																						
	Endosulphan sulphate	AXYS MLA-007	MLA-007		Y	Y		Y							Y	Y							Y						Y							Y	
		AXYS MLA-028	MLA-028		Y	Y		Y					Y		Y	Y							Y						Y					Y		Y	
		EPA 608	MLA-007																										Y	Y			Y	Y		Y	Y
		EPA 8081	MLA-007				Y	Y			Y	Y	Y	Y	Y																						
	Endrin	AXYS MLA-007	MLA-007		Y	Y		Y							Y	Y							Y						Y							Y	
		AXYS MLA-028	MLA-028		Y	Y		Y					Y		Y	Y							Y						Y					Y		Y	
		EPA 608	MLA-007																										Y	Y			Y	Y		Y	Y
		EPA 8081	MLA-007				Y	Y			Y	Y	Y	Y	Y																						
	Endrin aldehyde	AXYS MLA-007	MLA-007			Y		Y							Y	Y							Y						Y							Y	
		AXYS MLA-028	MLA-028		Y	Y		Y					Y		Y	Y							Y						Y					Y		Y	
		EPA 608	MLA-007																										Y	Y			Y	Y		Y	Y
		EPA 8081	MLA-007				Y	Y			Y	Y	Y	Y	Y																						
	Endrin ketone	AXYS MLA-007	MLA-007		Y	Y		Y							Y	Y							Y						Y								
		AXYS MLA-028	MLA-028		Y	Y		Y					Y		Y	Y							Y											Y			
		EPA 8081	MLA-007					Y			Y		Y		Y																						
	Gamma-HCH (Lindane)	AXYS MLA-007	MLA-007		Y	Y		Y							Y	Y							Y						Y							Y	
		AXYS MLA-028	MLA-028		Y	Y		Y					Y		Y	Y							Y						Y					Y		Y	
		EPA 625	MLA-007																										Y	Y			Y	Y		Y	Y
		EPA 8270	MLA-007				Y	Y			Y	Y	Y	Y	Y																						
	Heptachlor	AXYS MLA-007	MLA-007		Y	Y		Y							Y	Y							Y						Y							Y	
		AXYS MLA-028	MLA-028		Y	Y		Y					Y		Y	Y							Y						Y					Y		Y	
		EPA 625	MLA-007																										Y	Y			Y	Y		Y	Y
		EPA 8270	MLA-007				Y	Y			Y	Y	Y	Y	Y																						
	Heptachlor epoxide	AXYS MLA-007	MLA-007		Y	Y		Y							Y	Y							Y						Y							Y	

Accreditation Scope

AXYS Analytical Services Ltd.
file ref.: ACC-101 Rev.23

Compound Class	Compound	Accredited Method ID	AXYS Method ID	Pulp	Serum	Solids										Tissue						Urine	Water	Water, Drinking				Water, Non-Potable								
				CALA	CALA	CALA	California DPH	Florida DOH	Minnesota DOH	New Jersey DEP	New York DOH	Virginia DGS	Washington DE	Maine DOH	ANAB	CALA	Florida DOH	Minnesota DOH	New Jersey DEP	Virginia DGS	ANAB	CALA	CALA	Florida DOH	Minnesota DOH	New Jersey DEP	ANAB	California DPH	Florida DOH	Minnesota DOH	New Jersey DEP	New York DOH	Virginia DGS	Washington DE*	Maine DOH	ANAB	Pennsylvania DEP
		AXYS MLA-028	MLA-028		Y	Y		Y					Y		Y	Y						Y						Y					Y		Y	
		EPA 608	MLA-007																									Y	Y			Y	Y		Y	Y	
		EPA 8081	MLA-007				Y	Y			Y	Y	Y	Y	Y																						
	Hexachlorobenzene	AXYS MLA-007	MLA-007		Y	Y		Y							Y	Y							Y						Y							Y	
		AXYS MLA-028	MLA-028		Y	Y		Y					Y		Y	Y							Y						Y					Y		Y	
		EPA 1625	MLA-007																									Y	Y			Y				Y	
		EPA 8270	MLA-007				Y	Y			Y	Y	Y	Y	Y																						
	Methoxychlor	AXYS MLA-007	MLA-007		Y	Y		Y							Y	Y							Y						Y							Y	
		AXYS MLA-028	MLA-028		Y	Y		Y					Y		Y	Y							Y						Y					Y		Y	
		EPA 608	MLA-007																										Y				Y	Y			Y	
		EPA 8081	MLA-007				Y	Y			Y	Y	Y	Y	Y																						
		SM6630B	MLA-007																									Y									
	Mirex	AXYS MLA-007	MLA-007		Y	Y		Y							Y	Y							Y						Y							Y	
		AXYS MLA-028	MLA-028		Y	Y							Y		Y	Y							Y						Y					Y		Y	
		EPA 8270	MLA-007					Y			Y		Y																Y				Y	Y		Y	Y	
	Oxychlordane	AXYS MLA-007	MLA-007		Y	Y									Y	Y							Y														
		AXYS MLA-028	MLA-028		Y	Y							Y		Y	Y							Y											Y			
		EPA 8270	MLA-007										Y																								
	Toxaphene	EPA 8270	MLA-007										Y																								
	trans-Chlordane (gamma-Chlordane)	AXYS MLA-007	MLA-007		Y	Y		Y							Y	Y							Y						Y							Y	
		AXYS MLA-028	MLA-028		Y	Y		Y					Y		Y	Y							Y						Y					Y		Y	
		EPA 8270	MLA-007					Y			Y		Y	Y	Y														Y				Y			Y	Y	
	trans-Nonachlor	AXYS MLA-007	MLA-007		Y	Y									Y	Y																				
		AXYS MLA-028	MLA-028		Y	Y							Y			Y							Y											Y			
		EPA 8270	MLA-007										Y																								
PAH	1,2,6-Trimethylphenanthrene	AXYS MLA-021	MLA-021			Y																	Y													
	1,2-Dimethylnaphthalene	AXYS MLA-021	MLA-021			Y																	Y													
	1,4,6,7-Tetramethylnaphthalene	AXYS MLA-021	MLA-021			Y																	Y													
	1,7-Dimethylfluorene	AXYS MLA-021	MLA-021			Y																	Y													
	1,7-Dimethylphenanthrene	AXYS MLA-021	MLA-021			Y																	Y													
	1,8-Dimethylphenanthrene	AXYS MLA-021	MLA-021			Y																	Y													
	1-Methylchrysene	AXYS MLA-021	MLA-021			Y																	Y													
	1-Methylnaphthalene	AXYS MLA-021	MLA-021			Y																	Y													
	1-Methylphenanthrene	AXYS MLA-021	MLA-021			Y																	Y													
	2,3,5-Trimethylnaphthalene	AXYS MLA-021	MLA-021			Y																	Y													
	2,3,6-Trimethylnaphthalene	AXYS MLA-021	MLA-021			Y																	Y													
	2,4-Dimethyldibenzothiophene	AXYS MLA-021	MLA-021			Y																	Y													
	2,6-Dimethylnaphthalene	AXYS MLA-021	MLA-021			Y																	Y													
	2,6-Dimethylphenanthrene	AXYS MLA-021	MLA-021			Y																	Y													
	2/3-Methyldibenzothiophenes	AXYS MLA-021	MLA-021			Y																	Y													
	2-Methylanthracene	AXYS MLA-021	MLA-021			Y																	Y													
	2-Methylfluorene	AXYS MLA-021	MLA-021			Y																	Y													
	2-methylnaphthalene	AXYS MLA-021	MLA-021			Y		Y							Y								Y													
		EPA 8270	MLA-021				Y	Y			Y				Y																						
	2-Methylphenanthrene	AXYS MLA-021	MLA-021			Y																	Y													
	3,6-Dimethylphenanthrene	AXYS MLA-021	MLA-021			Y																	Y													
	3-Methylfluoranthene/ Benzo(a)fluorene	AXYS MLA-021	MLA-021			Y																	Y													
	3-Methylphenanthrene	AXYS MLA-021	MLA-021			Y																	Y													
	5,9-Dimethylchrysene	AXYS MLA-021	MLA-021			Y																	Y													
	5/6-Methylchrysenes	AXYS MLA-021	MLA-021			Y																	Y													

Accreditation Scope

AXYS Analytical Services Ltd.
file ref.: ACC-101 Rev.23

Compound Class	Compound	Accredited Method ID	AXYS Method ID	Pulp: CALA	Serum: CALA	Solids: CALA	Solids: California DPH	Solids: Florida DOH	Solids: Minnesota DOH	Solids: New Jersey DEP	Solids: New York DOH	Solids: Virginia DGS	Solids: Washington DE	Solids: Maine DOH	Solids: ANAB	Tissue: CALA	Tissue: Florida DOH	Tissue: Minnesota DOH	Tissue: New Jersey DEP	Tissue: Virginia DGS	Tissue: ANAB	Urine: CALA	Water: CALA	Water, Drinking: Florida DOH	Water, Drinking: Minnesota DOH	Water, Drinking: New Jersey DEP	Water, Drinking: ANAB	Water, Non-Potable: California DPH	Water, Non-Potable: Florida DOH	Water, Non-Potable: Minnesota DOH	Water, Non-Potable: New Jersey DEP	Water, Non-Potable: New York DOH	Water, Non-Potable: Virginia DGS	Water, Non-Potable: Washington DE*	Water, Non-Potable: Maine DOH	Water, Non-Potable: ANAB	Water, Non-Potable: Pennsylvania DEP
	7-Methylbenzo(a)pyrene	AXYS MLA-021	MLA-021			Y																Y													
	9/4-Methylphenanthrenes	AXYS MLA-021	MLA-021			Y																Y													
	Acenaphthene	AXYS MLA-021	MLA-021			Y		Y							Y	Y						Y							Y						Y	
		EPA 1625	MLA-021																									Y	Y			Y	Y			Y	
		EPA 8270	MLA-021				Y	Y			Y	Y		Y	Y																						
	Acenaphthylene	AXYS MLA-021	MLA-021			Y		Y							Y	Y						Y							Y						Y	
		EPA 1625	MLA-021																									Y	Y			Y	Y			Y	
		EPA 8270	MLA-021				Y	Y			Y	Y		Y	Y																						
	Anthracene	AXYS MLA-021	MLA-021			Y		Y							Y	Y						Y							Y						Y	
		EPA 1625	MLA-021																									Y	Y			Y	Y			Y	
		EPA 8270	MLA-021				Y	Y			Y	Y		Y	Y																						
	Benz[a]anthracene	AXYS MLA-021	MLA-021			Y		Y							Y	Y						Y							Y						Y	
		EPA 1625	MLA-021																									Y	Y			Y	Y			Y	
		EPA 8270	MLA-021				Y	Y			Y	Y		Y	Y																						
	Benzo[a]pyrene	AXYS MLA-021	MLA-021			Y		Y							Y	Y						Y							Y						Y	
		EPA 1625	MLA-021																									Y	Y			Y	Y			Y	
		EPA 8270	MLA-021				Y	Y			Y	Y		Y	Y																						
	Benzo[b]fluoranthene	AXYS MLA-021	MLA-021			Y		Y							Y	Y						Y							Y						Y	
		EPA 1625	MLA-021																									Y	Y			Y	Y		Y	Y	
		EPA 8270	MLA-021				Y	Y			Y	Y		Y	Y																						
	Benzo[e]pyrene	AXYS MLA-021	MLA-021			Y										Y						Y															
	Benzo[ghi]perylene	AXYS MLA-021	MLA-021			Y		Y							Y	Y						Y							Y						Y	
		EPA 1625	MLA-021																									Y	Y			Y	Y			Y	
		EPA 8270	MLA-021				Y	Y			Y	Y		Y	Y																						
	Benzo[j/k]fluoranthenes	AXYS MLA-021	MLA-021													Y						Y															
	Benzo[k]fluoranthene	AXYS MLA-021	MLA-021					Y							Y							Y							Y						Y	
		EPA 1625	MLA-021																									Y	Y			Y	Y		Y	Y	
		EPA 8270	MLA-021				Y	Y			Y			Y	Y																						
	Biphenyl	AXYS MLA-021	MLA-021			Y																Y															
	C1-Acenaphthenes	AXYS MLA-021	MLA-021			Y																Y															
	C1-Benz(a)anthracenes/chrysenes	AXYS MLA-021	MLA-021			Y																Y															
	C1-Benzofluoranthenes/ Benzopyrenes	AXYS MLA-021	MLA-021			Y																Y															
	C1-Biphenyls	AXYS MLA-021	MLA-021			Y																Y															
	C1-Dibenzothiophene	AXYS MLA-021	MLA-021			Y																Y															
	C1-Fluoranthenes/Pyrenes	AXYS MLA-021	MLA-021			Y																Y															
	C1-Fluorenes	AXYS MLA-021	MLA-021			Y																Y															
	C1-Naphthalenes	AXYS MLA-021	MLA-021			Y																Y															
	C1-Phenanthrenes/Anthracenes	AXYS MLA-021	MLA-021			Y																Y															
	C2-Benz(a)anthracenes/Chrysenes	AXYS MLA-021	MLA-021			Y																Y															
	C2-Benzofluoranthenes/ Benzopyrenes	AXYS MLA-021	MLA-021			Y																Y															
	C2-Biphenyls	AXYS MLA-021	MLA-021			Y																Y															
	C2-Dibenzothiophene	AXYS MLA-021	MLA-021			Y																Y															
	C2-Fluoranthenes/Pyrenes	AXYS MLA-021	MLA-021			Y																Y															
	C2-Fluorenes	AXYS MLA-021	MLA-021			Y																Y															
	C2-Naphthalenes	AXYS MLA-021	MLA-021			Y																Y															
	C2-Phenanthrenes/Anthracenes	AXYS MLA-021	MLA-021			Y																Y															
	C3-Benz(a)anthracenes/Chrysenes	AXYS MLA-021	MLA-021			Y																Y															
	C3-Dibenzothiophene	AXYS MLA-021	MLA-021			Y																Y															
	C3-Fluoranthenes/Pyrenes	AXYS MLA-021	MLA-021			Y																Y															
	C3-Fluorenes	AXYS MLA-021	MLA-021			Y																Y															

Accreditation Scope

AXYS Analytical Services Ltd.
file ref.: ACC-101 Rev.23

Compound Class	Compound	Accredited Method ID	AXYS Method ID	Pulp	Serum	Solids									Tissue							Urine	Water	Water, Drinking				Water, Non-Potable									
				CALA	CALA	CALA	California DPH	Florida DOH	Minnesota DOH	New Jersey DEP	New York DOH	Virginia DGS	Washington DE	Maine DOH	ANAB	CALA	Florida DOH	Minnesota DOH	New Jersey DEP	Virginia DGS	ANAB	CALA	CALA	Florida DOH	Minnesota DOH	New Jersey DEP	ANAB	California DPH	Florida DOH	Minnesota DOH	New Jersey DEP	New York DOH	Virginia DGS	Washington DE*	Maine DOH	ANAB	Pennsylvania DEP
	C3-Naphthalenes	AXYS MLA-021	MLA-021			Y																Y														
	C3-Phenanthrenes/Anthracenes	AXYS MLA-021	MLA-021			Y																Y														
	C4-Benz(a)anthracenes/Chrysenes	AXYS MLA-021	MLA-021			Y																Y														
	C4-Dibenzothiophene	AXYS MLA-021	MLA-021			Y																Y														
	C4-Fluoranthenes/Pyrenes	AXYS MLA-021	MLA-021			Y																Y														
	C4-Naphthalenes	AXYS MLA-021	MLA-021			Y																Y														
	C4-Phenanthrenes/Anthracenes	AXYS MLA-021	MLA-021			Y																Y														
	Chrysene	AXYS MLA-021	MLA-021			Y		Y						Y	Y							Y							Y						Y		
		EPA 1625	MLA-021																									Y	Y			Y	Y		Y		
		EPA 8270	MLA-021				Y	Y			Y	Y		Y	Y																						
	Dibenz[ah]anthracene	AXYS MLA-021	MLA-021			Y										Y						Y														
	Dibenzo[ah]anthracene	AXYS MLA-021	MLA-021					Y						Y															Y						Y		
		EPA 1625	MLA-021																									Y	Y			Y	Y		Y		
		EPA 8270	MLA-021				Y	Y			Y	Y		Y	Y																						
	Dibenzothiophene	AXYS MLA-021	MLA-021			Y																	Y														
	Fluoranthene	AXYS MLA-021	MLA-021			Y		Y						Y		Y							Y						Y							Y	
		EPA 1625	MLA-021																									Y	Y			Y	Y		Y		
		EPA 8270	MLA-021				Y	Y			Y	Y		Y	Y																						
	Fluorene	AXYS MLA-021	MLA-021			Y		Y						Y		Y							Y						Y							Y	
		EPA 1625	MLA-021																									Y	Y			Y	Y		Y		
		EPA 8270	MLA-021				Y	Y			Y	Y		Y	Y																						
	Indeno[1,2,3-cd]pyrene	AXYS MLA-021	MLA-021			Y		Y						Y		Y							Y						Y							Y	
		EPA 1625	MLA-021																									Y	Y			Y	Y		Y		
		EPA 8270	MLA-021				Y	Y			Y	Y		Y	Y																						
	Naphthalene	AXYS MLA-021	MLA-021			Y		Y						Y		Y							Y						Y							Y	
		EPA 1625	MLA-021																									Y	Y			Y	Y		Y		
		EPA 8270	MLA-021				Y	Y			Y	Y		Y	Y																						
	Perylene	AXYS MLA-021	MLA-021			Y										Y							Y														
	Phenanthrene	AXYS MLA-021	MLA-021			Y		Y						Y		Y							Y						Y							Y	
		EPA 1625	MLA-021																									Y	Y			Y	Y		Y		
		EPA 8270	MLA-021				Y	Y			Y	Y		Y	Y																						
	Pyrene	AXYS MLA-021	MLA-021			Y		Y						Y		Y							Y						Y							Y	
		EPA 1625	MLA-021																									Y	Y			Y	Y		Y		
		EPA 8270	MLA-021				Y	Y			Y	Y		Y	Y																						
	Retene	AXYS MLA-021	MLA-021			Y																	Y														
Parabens	Benzylparaben (Benzyl 4-hydroxybenzoate)	AXYS MLA-064	MLA-064																			Y														
	Butylparaben (n-Butyl 4-hydroxybenzoate and isobutyl 4-hydroxybenzoate)	AXYS MLA-064	MLA-064																			Y														
	Ethylparaben (Ethyl 4-hydroxybenzoate)	AXYS MLA-064	MLA-064																			Y														
	Isopropylparaben (Isopropyl 4-hydroxybenzoate)	AXYS MLA-064	MLA-064																			Y														
	Methylparaben (Methyl 4-hydroxybenzoate)	AXYS MLA-064	MLA-064																			Y														
	n-Propylparaben (Propyl 4-hydroxybenzoate)	AXYS MLA-064	MLA-064																			Y														
PBDPE	BDE 10 2,6-dibromodiphenylether	EPA 1614	MLA-033										Y																					Y		
		AXYS MLA-033	MLA-033		Y	Y										Y							Y														
	BDE 100 2,2',4,4',6-pentabromodiphenylether	EPA 1614	MLA-033										Y																					Y		
		AXYS MLA-033	MLA-033		Y	Y										Y							Y														
	BDE 105 2,3,3',4,4'-pentabromodiphenylether	EPA 1614	MLA-033										Y																					Y		
		AXYS MLA-033	MLA-033		Y	Y										Y							Y														
	BDE 11 3,3'-dibromodiphenylether	EPA 1614	MLA-033										Y																					Y		
		AXYS MLA-033	MLA-033		Y	Y										Y							Y														
	BDE 116 2,3,4,5,6-pentabromodiphenylether	EPA 1614	MLA-033										Y																					Y		

Accreditation Scope

AXYS Analytical Services Ltd.
file ref.: ACC-101 Rev.23

Compound Class	Compound	Accredited Method ID	AXYS Method ID	Pulp	Serum	Solids									Tissue						Urine	Water	Water, Drinking				Water, Non-Potable								
				CALA	CALA	CALA	California DPH	Florida DOH	Minnesota DOH	New Jersey DEP	New York DOH	Virginia DGS	Washington DE	Maine DOH	ANAB	CALA	Florida DOH	Minnesota DOH	New Jersey DEP	Virginia DGS	ANAB	CALA	CALA	Florida DOH	Minnesota DOH	New Jersey DEP	ANAB	California DPH	Florida DOH	Minnesota DOH	New Jersey DEP	New York DOH	Virginia DGS	Washington DE*	Maine DOH	ANAB	Pennsylvania DEP
		AXYS MLA-033	MLA-033		Y	Y									Y							Y													
	BDE 119 2,3',4,4',6-pentabromodiphenylether	EPA 1614	MLA-033										Y																				Y		
		AXYS MLA-033	MLA-033		Y	Y									Y							Y													
	BDE 12 3,4-dibromodiphenylether	EPA 1614	MLA-033										Y																				Y		
		AXYS MLA-033	MLA-033		Y	Y									Y							Y													
	BDE 126 3,3',4,4',5-pentabromodiphenylether	EPA 1614	MLA-033										Y																				Y		
		AXYS MLA-033	MLA-033		Y	Y									Y							Y													
	BDE 13 3,4'-dibromodiphenylether	EPA 1614	MLA-033										Y																				Y		
		AXYS MLA-033	MLA-033		Y	Y									Y							Y													
	BDE 140 2,2',3,4,4',6'-hexabromodiphenylether	EPA 1614	MLA-033										Y																				Y		
		AXYS MLA-033	MLA-033		Y	Y									Y							Y													
	BDE 15 4,4'-dibromodiphenylether	EPA 1614	MLA-033										Y																				Y		
		AXYS MLA-033	MLA-033		Y	Y									Y							Y													
	BDE 153 2,2',4,4',5,5'-hexabromodiphenylether	EPA 1614	MLA-033										Y																				Y		
		AXYS MLA-033	MLA-033		Y	Y									Y							Y													
	BDE 154 2,2',4,4',5,6-hexabromodiphenylether	EPA 1614	MLA-033										Y																				Y		
		AXYS MLA-033	MLA-033		Y	Y									Y							Y													
	BDE 155 2,2',4,4',6,6'-hexabromodiphenylether	EPA 1614	MLA-033										Y																				Y		
		AXYS MLA-033	MLA-033		Y	Y									Y							Y													
	BDE 166 2,3,4,4',5,6-hexabromodiphenylether	EPA 1614	MLA-033										Y																				Y		
		AXYS MLA-033	MLA-033		Y	Y									Y							Y													
	BDE 17 2,2',4-tribromodiphenylether	EPA 1614	MLA-033										Y																				Y		
		AXYS MLA-033	MLA-033		Y	Y									Y							Y													
	BDE 181 2,2',3,4,4',5,6-heptabromodiphenylether	EPA 1614	MLA-033										Y																				Y		
		AXYS MLA-033	MLA-033		Y	Y									Y							Y													
	BDE 190 2,3,3',4,4',5,6-heptabromodiphenylether	EPA 1614	MLA-033										Y																				Y		
		AXYS MLA-033	MLA-033		Y	Y									Y							Y													
	BDE 206 2,2',3,3',4,4',5,5',6-nonabromodiphenylether	EPA 1614	MLA-033										Y																				Y		
		AXYS MLA-033	MLA-033		Y	Y									Y							Y													
	BDE 207 2,2',3,3',4,4',5,6,6'-nonabromodiphenylether	EPA 1614	MLA-033										Y																				Y		
		AXYS MLA-033	MLA-033		Y	Y									Y							Y													
	BDE 208 2,2',3,3',4,5,5',6,6'-nonabromodiphenylether	EPA 1614	MLA-033										Y																				Y		
		AXYS MLA-033	MLA-033		Y	Y									Y							Y													
	BDE 209 Decabromodiphenylether	EPA 1614	MLA-033										Y																				Y		
		AXYS MLA-033	MLA-033		Y	Y									Y							Y													
	BDE 25 2,3',4-tribromodiphenylether	EPA 1614	MLA-033										Y																				Y		
		AXYS MLA-033	MLA-033		Y	Y									Y							Y													
	BDE 28 2,4,4'-tribromodiphenylether	EPA 1614	MLA-033										Y																				Y		
		AXYS MLA-033	MLA-033		Y	Y									Y							Y													
	BDE 30 2,4,6-tribromodiphenylether	EPA 1614	MLA-033										Y																				Y		
		AXYS MLA-033	MLA-033		Y	Y									Y							Y													
	BDE 35 3,3',4-tribromodiphenylether	EPA 1614	MLA-033										Y																				Y		
		AXYS MLA-033	MLA-033		Y	Y									Y							Y													
	BDE 37 3,4,4'-tribromodiphenylether	EPA 1614	MLA-033										Y																				Y		
		AXYS MLA-033	MLA-033		Y	Y									Y							Y													
	BDE 47 2,2',4,4'-tetrabromodiphenylether	EPA 1614	MLA-033										Y																				Y		
		AXYS MLA-033	MLA-033		Y	Y									Y							Y													
	BDE 49 2,2',4,5'-tetrabromodiphenylether	EPA 1614	MLA-033										Y																				Y		
		AXYS MLA-033	MLA-033		Y	Y									Y							Y													
	BDE 66 2,3',4,4'-tetrabromodiphenylether	EPA 1614	MLA-033										Y																				Y		

Accreditation Scope

AXYS Analytical Services Ltd.
file ref.: ACC-101 Rev.23

Compound Class	Compound	Accredited Method ID	AXYS Method ID	Pulp	Serum	Solids									Tissue						Urine	Water	Water, Drinking				Water, Non-Potable								
				CALA	CALA	CALA	California DPH	Florida DOH	Minnesota DOH	New Jersey DEP	New York DOH	Virginia DGS	Washington DE	Maine DOH	ANAB	CALA	Florida DOH	Minnesota DOH	New Jersey DEP	Virginia DGS	ANAB	CALA	CALA	Florida DOH	Minnesota DOH	New Jersey DEP	ANAB	California DPH	Florida DOH	Minnesota DOH	New Jersey DEP	New York DOH	Virginia DGS	Washington DE*	Maine DOH	ANAB	Pennsylvania DEP
		AXYS MLA-033	MLA-033		Y	Y									Y							Y													
	BDE 7 2,4-dibromodiphenylether	EPA 1614	MLA-033										Y																				Y		
		AXYS MLA-033	MLA-033		Y	Y									Y							Y													
	BDE 75 2,4,4',6-tetrabromodiphenylether	EPA 1614	MLA-033										Y																				Y		
		AXYS MLA-033	MLA-033		Y	Y									Y							Y													
	BDE 77 3,3',4,4'-tetrabromodiphenylether	EPA 1614	MLA-033										Y																				Y		
		AXYS MLA-033	MLA-033		Y	Y									Y							Y													
	BDE 8 2,4'-dibromodiphenylether	EPA 1614	MLA-033										Y																				Y		
		AXYS MLA-033	MLA-033		Y	Y									Y							Y													
	BDE 85 2,2',3,4,4'-pentabromodiphenylether	EPA 1614	MLA-033										Y																				Y		
		AXYS MLA-033	MLA-033		Y	Y									Y							Y													
	BDE 99 2,2',4,4',5-pentabromodiphenylether	EPA 1614	MLA-033										Y																				Y		
		AXYS MLA-033	MLA-033		Y	Y									Y							Y													
	BDE-183 2,2',3,4,4',5',6-heptabromodiphenylether	EPA 1614	MLA-033										Y																				Y		
		AXYS MLA-033	MLA-033		Y	Y									Y							Y													
	BDE-33 2',3,4-tribromodiphenylether	EPA 1614	MLA-033										Y																				Y		
		AXYS MLA-033	MLA-033		Y	Y									Y							Y													
PCB	PCB 1 2-Chlorobiphenyl	EPA 1668	MLA-010					Y		Y	Y	Y	Y	Y	Y													Y		Y	Y	Y	Y		Y	Y
		EPA 8270	MLA-007										Y																							
		AXYS MLA-010	MLA-010		Y	Y		Y						Y		Y							Y						Y						Y	
	PCB 10 2,6-Dichlorobiphenyl	EPA 1668	MLA-010					Y		Y	Y	Y	Y	Y														Y		Y	Y	Y	Y		Y	Y
		AXYS MLA-010	MLA-010		Y	Y		Y						Y		Y							Y						Y						Y	
	PCB 100 2,2',4,4',6-Pentachlorobiphenyl	EPA 1668	MLA-010					Y		Y	Y	Y	Y	Y														Y		Y	Y	Y	Y		Y	Y
		EPA 8270	MLA-007										Y																							
		AXYS MLA-010	MLA-010		Y	Y		Y						Y		Y							Y						Y						Y	
	PCB 101 2,2',4,5,5'-Pentachlorobiphenyl	EPA 1668	MLA-010					Y		Y	Y	Y	Y	Y														Y		Y	Y	Y	Y		Y	Y
		AXYS MLA-010	MLA-010		Y	Y		Y						Y		Y							Y						Y						Y	
	PCB 101/90/89	AXYS MLA-007	MLA-007			Y										Y							Y													
		EPA 8270	MLA-007										Y																							
	PCB 102 2,2',4,5,6'-Pentachlorobiphenyl	EPA 1668	MLA-010					Y		Y	Y	Y	Y	Y														Y		Y	Y	Y	Y		Y	Y
		AXYS MLA-010	MLA-010		Y	Y		Y						Y		Y							Y						Y						Y	
	PCB 103 2,2',4,5',6-Pentachlorobiphenyl	EPA 1668	MLA-010					Y		Y	Y	Y	Y	Y														Y		Y	Y	Y	Y		Y	Y
		EPA 8270	MLA-007										Y																							
		AXYS MLA-010	MLA-010		Y	Y		Y						Y		Y							Y						Y						Y	
	PCB 104 2,2',4,6,6'-Pentachlorobiphenyl	EPA 1668	MLA-010					Y		Y	Y	Y	Y	Y														Y		Y	Y	Y	Y		Y	Y
		EPA 8270	MLA-007										Y																							
		AXYS MLA-010	MLA-010		Y	Y		Y						Y		Y							Y						Y						Y	
	PCB 105 2,3,3',4,4'-Pentachlorobiphenyl	EPA 1668	MLA-010					Y		Y	Y	Y	Y	Y														Y		Y	Y	Y	Y		Y	Y
		AXYS MLA-010	MLA-010		Y	Y		Y						Y		Y							Y						Y						Y	
	PCB 105/127	AXYS MLA-007	MLA-007			Y										Y							Y													
		EPA 8270	MLA-007										Y																							
	PCB 106 2,3,3',4,5-Pentachlorobiphenyl	EPA 1668	MLA-010					Y		Y	Y	Y	Y	Y														Y		Y	Y	Y	Y		Y	Y
		AXYS MLA-010	MLA-010		Y	Y		Y						Y		Y							Y						Y						Y	
	PCB 107 2,3,3',4',5-Pentachlorobiphenyl	EPA 1668	MLA-010					Y		Y	Y	Y	Y	Y														Y		Y	Y	Y	Y		Y	Y
		AXYS MLA-010	MLA-010		Y	Y		Y						Y		Y							Y						Y						Y	
	PCB 107/109	AXYS MLA-007	MLA-007			Y										Y							Y													
		EPA 8270	MLA-007										Y																							
	PCB 108 2,3,3',4,5'-Pentachlorobiphenyl	EPA 1668	MLA-010					Y		Y	Y	Y	Y	Y														Y		Y	Y	Y	Y		Y	Y
		AXYS MLA-010	MLA-010		Y	Y		Y						Y		Y							Y						Y						Y	
	PCB 109 2,3,3',4,6-Pentachlorobiphenyl	EPA 1668	MLA-010					Y		Y	Y	Y	Y	Y														Y		Y	Y	Y	Y		Y	Y

Accreditation Scope

AXYS Analytical Services Ltd.
file ref.: ACC-101 Rev.23

Compound Class	Compound	Accredited Method ID	AXYS Method ID	Pulp	Serum	Solids										Tissue							Urine	Water	Water, Drinking				Water, Non-Potable									
				CALA	CALA	CALA	California DPH	Florida DOH	Minnesota DOH	New Jersey DEP	New York DOH	Virginia DGS	Washington DE	Maine DOH	ANAB	CALA	Florida DOH	Minnesota DOH	New Jersey DEP	Virginia DGS	ANAB	CALA	CALA	Florida DOH	Minnesota DOH	New Jersey DEP	ANAB	California DPH	Florida DOH	Minnesota DOH	New Jersey DEP	New York DOH	Virginia DGS	Washington DE*	Maine DOH	ANAB	Pennsylvania DEP
		AXYS MLA-010	MLA-010		Y	Y		Y						Y	Y							Y						Y							Y	
	PCB 11 3,3'-Dichlorobiphenyl	EPA 1668	MLA-010					Y		Y	Y	Y	Y	Y	Y														Y		Y	Y	Y	Y		Y	Y
		EPA 8270	MLA-007										Y																								
		AXYS MLA-010	MLA-010		Y	Y		Y							Y	Y								Y						Y							Y	
	PCB 110 2,3,3',4',6-Pentachlorobiphenyl	AXYS MLA-007	MLA-007			Y										Y								Y													
		EPA 1668	MLA-010					Y		Y	Y	Y	Y	Y	Y														Y		Y	Y	Y	Y		Y	Y
		EPA 8270	MLA-007										Y																								
		AXYS MLA-010	MLA-010		Y	Y		Y							Y	Y								Y						Y							Y	
	PCB 111 2,3,3',5,5'-Pentachlorobiphenyl	EPA 1668	MLA-010					Y		Y	Y	Y	Y	Y	Y														Y		Y	Y	Y	Y		Y	Y
		AXYS MLA-010	MLA-010		Y	Y		Y							Y	Y								Y						Y							Y	
	PCB 111/117	EPA 8270	MLA-007										Y																								
	PCB 112 2,3,3',5,6-Pentachlorobiphenyl	EPA 1668	MLA-010					Y		Y	Y	Y	Y	Y	Y														Y		Y	Y	Y	Y		Y	Y
		EPA 8270	MLA-007										Y																								
		AXYS MLA-010	MLA-010		Y	Y		Y							Y	Y								Y						Y							Y	
	PCB 113 2,3,3',5',6-Pentachlorobiphenyl	EPA 1668	MLA-010					Y		Y	Y	Y	Y	Y	Y														Y		Y	Y	Y	Y		Y	Y
		EPA 8270	MLA-007										Y																								
		AXYS MLA-010	MLA-010		Y	Y		Y							Y	Y								Y						Y							Y	
	PCB 114 2,3,4,4',5-Pentachlorobiphenyl	EPA 1668	MLA-010					Y		Y	Y	Y	Y	Y	Y														Y		Y	Y	Y	Y		Y	Y
		EPA 8270	MLA-007										Y																								
		AXYS MLA-010	MLA-010		Y	Y		Y							Y	Y								Y						Y							Y	
	PCB 115 2,3,4,4',6-Pentachlorobiphenyl	EPA 1668	MLA-010					Y		Y	Y	Y	Y	Y	Y														Y		Y	Y	Y	Y		Y	Y
		AXYS MLA-010	MLA-010		Y	Y		Y							Y	Y								Y						Y							Y	
	PCB 116 2,3,4,5,6-Pentachlorobiphenyl	EPA 1668	MLA-010					Y		Y	Y	Y	Y	Y	Y														Y		Y	Y	Y	Y		Y	Y
		AXYS MLA-010	MLA-010		Y	Y		Y							Y	Y								Y						Y							Y	
	PCB 117 2,3,4',5,6-Pentachlorobiphenyl	EPA 1668	MLA-010					Y		Y	Y	Y	Y	Y	Y														Y		Y	Y	Y	Y		Y	Y
		AXYS MLA-010	MLA-010		Y	Y		Y							Y	Y								Y						Y							Y	
	PCB 118 2,3',4,4',5-Pentachlorobiphenyl	AXYS MLA-901	MLA-901		Y																																
		EPA 1668	MLA-010					Y		Y	Y	Y	Y	Y	Y														Y		Y	Y	Y	Y		Y	Y
		AXYS MLA-010	MLA-010		Y	Y		Y							Y	Y								Y						Y							Y	
	PCB 118/106	AXYS MLA-007	MLA-007			Y										Y								Y													
		EPA 8270	MLA-007										Y																								
	PCB 119 2,3',4,4',6-Pentachlorobiphenyl	EPA 1668	MLA-010					Y		Y	Y	Y	Y	Y	Y														Y		Y	Y	Y	Y		Y	Y
		EPA 8270	MLA-007										Y																								
		AXYS MLA-010	MLA-010		Y	Y		Y							Y	Y								Y						Y							Y	
	PCB 12 3,4-Dichlorobiphenyl	EPA 1668	MLA-010					Y		Y	Y	Y	Y	Y	Y														Y		Y	Y	Y	Y		Y	Y
		AXYS MLA-010	MLA-010		Y	Y		Y							Y	Y								Y						Y							Y	
	PCB 12/13	EPA 8270	MLA-007										Y																								
	PCB 120 2,3',4,5,5'-Pentachlorobiphenyl	EPA 1668	MLA-010					Y		Y	Y	Y	Y	Y	Y														Y		Y	Y	Y	Y		Y	Y
		AXYS MLA-010	MLA-010		Y	Y		Y							Y	Y								Y						Y							Y	
	PCB 121 2,3',4,5',6-Pentachlorobiphenyl	EPA 1668	MLA-010					Y		Y	Y	Y	Y	Y	Y														Y		Y	Y	Y	Y		Y	Y
		AXYS MLA-010	MLA-010		Y	Y		Y							Y	Y								Y						Y							Y	
	PCB 122 2,3,3',4',5'-Pentachlorobiphenyl	EPA 1668	MLA-010					Y		Y	Y	Y	Y	Y	Y														Y		Y	Y	Y	Y		Y	Y
		EPA 8270	MLA-007										Y																								
		AXYS MLA-010	MLA-010		Y	Y		Y							Y	Y								Y						Y							Y	
	PCB 123 2,3',4,4',5'-Pentachlorobiphenyl	EPA 1668	MLA-010					Y		Y	Y	Y	Y	Y	Y														Y		Y	Y	Y	Y		Y	Y
		EPA 8270	MLA-007										Y																								
		AXYS MLA-010	MLA-010		Y	Y		Y							Y	Y								Y						Y							Y	
	PCB 124 2,3',4',5,5'-Pentachlorobiphenyl	EPA 1668	MLA-010					Y		Y	Y	Y	Y	Y	Y														Y		Y	Y	Y	Y		Y	Y
		EPA 8270	MLA-007										Y																								
		AXYS MLA-010	MLA-010		Y	Y		Y							Y	Y								Y						Y							Y	

Accreditation Scope

AXYS Analytical Services Ltd.
file ref.: ACC-101 Rev.23

Compound Class	Compound	Accredited Method ID	AXYS Method ID	Pulp	Serum	Solids										Tissue						Urine	Water	Water, Drinking				Water, Non-Potable								
				CALA	CALA	CALA	California DPH	Florida DOH	Minnesota DOH	New Jersey DEP	New York DOH	Virginia DGS	Washington DE	Maine DOH	ANAB	CALA	Florida DOH	Minnesota DOH	New Jersey DEP	Virginia DGS	ANAB	CALA	CALA	Florida DOH	Minnesota DOH	New Jersey DEP	ANAB	California DPH	Florida DOH	Minnesota DOH	New Jersey DEP	New York DOH	Virginia DGS	Washington DE*	Maine DOH	ANAB	Pennsylvania DEP
	PCB 125 2,3',4',5',6-Pentachlorobiphenyl	EPA 1668	MLA-010					Y		Y	Y	Y	Y	Y	Y														Y		Y	Y	Y	Y		Y	Y
		EPA 8270	MLA-007										Y																								
		AXYS MLA-010	MLA-010		Y	Y		Y							Y	Y							Y						Y							Y	
	PCB 126 3,3',4,4',5-Pentachlorobiphenyl	AXYS MLA-007	MLA-007			Y										Y							Y														
		EPA 1668	MLA-010					Y		Y	Y	Y	Y	Y	Y														Y		Y	Y	Y	Y		Y	Y
		EPA 8270	MLA-007										Y																								
		AXYS MLA-010	MLA-010		Y	Y		Y							Y	Y							Y						Y							Y	
	PCB 127 3,3',4,5,5'-Pentachlorobiphenyl	EPA 1668	MLA-010					Y		Y	Y	Y	Y	Y	Y														Y		Y	Y	Y	Y		Y	Y
		AXYS MLA-010	MLA-010		Y	Y		Y							Y	Y							Y						Y							Y	
	PCB 128 2,2',3,3',4,4'-Hexachlorobiphenyl	AXYS MLA-007	MLA-007			Y										Y							Y														
		EPA 1668	MLA-010					Y		Y	Y	Y	Y	Y	Y														Y		Y	Y	Y	Y		Y	Y
		EPA 8270	MLA-007										Y																								
		AXYS MLA-010	MLA-010		Y	Y		Y							Y	Y							Y						Y							Y	
	PCB 129 2,2',3,3',4,5-Hexachlorobiphenyl	AXYS MLA-007	MLA-007			Y										Y							Y														
		EPA 1668	MLA-010					Y		Y	Y	Y	Y	Y	Y														Y		Y	Y	Y	Y		Y	Y
		EPA 8270	MLA-007										Y																								
		AXYS MLA-010	MLA-010		Y	Y		Y							Y	Y							Y						Y							Y	
	PCB 13 3,4'-Dichlorobiphenyl	EPA 1668	MLA-010					Y		Y	Y	Y	Y	Y	Y														Y		Y	Y	Y	Y		Y	Y
		AXYS MLA-010	MLA-010		Y	Y		Y							Y	Y							Y						Y							Y	
	PCB 130 2,2',3,3',4,5'-Hexachlorobiphenyl	AXYS MLA-007	MLA-007			Y										Y							Y														
		EPA 1668	MLA-010					Y		Y	Y	Y	Y		Y														Y		Y	Y	Y	Y		Y	Y
		EPA 8270	MLA-007										Y																								
		AXYS MLA-010	MLA-010		Y	Y		Y							Y	Y							Y						Y							Y	
	PCB 131 2,2',3,3',4,6-Hexachlorobiphenyl	EPA 1668	MLA-010					Y		Y	Y	Y	Y	Y	Y														Y		Y	Y	Y	Y		Y	Y
		AXYS MLA-010	MLA-010		Y	Y		Y							Y	Y							Y						Y							Y	
	PCB 131/142	AXYS MLA-007	MLA-007			Y										Y							Y														
		EPA 8270	MLA-007										Y																								
	PCB 132 2,2',3,3',4,6'-Hexachlorobiphenyl	EPA 1668	MLA-010					Y		Y	Y	Y	Y	Y	Y														Y		Y	Y	Y	Y		Y	Y
		AXYS MLA-010	MLA-010		Y	Y		Y							Y	Y							Y						Y							Y	
	PCB 132/168	EPA 8270	MLA-007										Y																								
	PCB 133 2,2',3,3',5,5'-Hexachlorobiphenyl	EPA 1668	MLA-010					Y		Y	Y	Y	Y	Y	Y														Y		Y	Y	Y	Y		Y	Y
		EPA 8270	MLA-007										Y																								
		AXYS MLA-010	MLA-010		Y	Y		Y							Y	Y							Y						Y							Y	
	PCB 134 2,2',3,3',5,6-Hexachlorobiphenyl	EPA 1668	MLA-010					Y		Y	Y	Y	Y	Y	Y														Y		Y	Y	Y	Y		Y	Y
		AXYS MLA-010	MLA-010		Y	Y		Y							Y	Y							Y						Y							Y	
	PCB 134/143	AXYS MLA-007	MLA-007			Y										Y							Y														
		EPA 8270	MLA-007										Y																								
	PCB 135 2,2',3,3',5,6'-Hexachlorobiphenyl	EPA 1668	MLA-010					Y		Y	Y	Y	Y	Y	Y														Y		Y	Y	Y	Y		Y	Y
		AXYS MLA-010	MLA-010		Y	Y		Y							Y	Y							Y						Y							Y	
	PCB 136 2,2',3,3',6,6'-Hexachlorobiphenyl	AXYS MLA-007	MLA-007			Y										Y							Y														
		EPA 1668	MLA-010					Y		Y	Y	Y	Y	Y	Y														Y		Y	Y	Y	Y		Y	Y
		EPA 8270	MLA-007										Y																								
		AXYS MLA-010	MLA-010		Y	Y		Y							Y	Y							Y						Y							Y	
	PCB 137 2,2',3,4,4',5-Hexachlorobiphenyl	AXYS MLA-007	MLA-007			Y										Y							Y														
		EPA 1668	MLA-010					Y		Y	Y	Y	Y	Y	Y														Y		Y	Y	Y	Y		Y	Y
		EPA 8270	MLA-007										Y																								
		AXYS MLA-010	MLA-010		Y	Y		Y							Y	Y							Y						Y							Y	
	PCB 138 2,2',3,4,4',5'-Hexachlorobiphenyl	AXYS MLA-901	MLA-901		Y																																
		EPA 1668	MLA-010					Y		Y	Y	Y	Y	Y	Y														Y		Y	Y	Y	Y		Y	Y
		AXYS MLA-010	MLA-010		Y	Y		Y							Y	Y							Y						Y							Y	

Accreditation Scope

AXYS Analytical Services Ltd.
file ref.: ACC-101 Rev.23

Compound Class	Compound	Accredited Method ID	AXYS Method ID	Pulp	Serum	Solids										Tissue						Urine	Water	Water, Drinking				Water, Non-Potable									
				CALA	CALA	CALA	California DPH	Florida DOH	Minnesota DOH	New Jersey DEP	New York DOH	Virginia DGS	Washington DE	Maine DOH	ANAB	CALA	Florida DOH	Minnesota DOH	New Jersey DEP	Virginia DGS	ANAB	CALA	CALA	Florida DOH	Minnesota DOH	New Jersey DEP	ANAB	California DPH	Florida DOH	Minnesota DOH	New Jersey DEP	New York DOH	Virginia DGS	Washington DE*	Maine DOH	ANAB	Pennsylvania DEP
	PCB 138/163/164	AXYS MLA-007	MLA-007			Y										Y							Y														
		EPA 8270	MLA-007										Y																									
	PCB 139 2,2',3,4,4',6-Hexachlorobiphenyl	EPA 1668	MLA-010					Y		Y	Y	Y	Y	Y	Y														Y		Y	Y	Y	Y		Y	Y	
		AXYS MLA-010	MLA-010		Y	Y		Y							Y	Y							Y						Y							Y		
	PCB 14 3,5-Dichlorobiphenyl	EPA 1668	MLA-010					Y		Y	Y	Y	Y	Y	Y														Y		Y	Y	Y	Y		Y	Y	
		EPA 8270	MLA-007										Y																									
		AXYS MLA-010	MLA-010		Y	Y		Y							Y	Y							Y						Y							Y		
	PCB 140 2,2',3,4,4',6'-Hexachlorobiphenyl	EPA 1668	MLA-010					Y		Y	Y	Y	Y	Y	Y														Y		Y	Y	Y	Y		Y	Y	
		EPA 8270	MLA-007										Y																									
		AXYS MLA-010	MLA-010		Y	Y		Y							Y	Y							Y						Y							Y		
	PCB 141 2,2',3,4,5,5'-Hexachlorobiphenyl	EPA 1668	MLA-010					Y		Y	Y	Y	Y	Y	Y														Y		Y	Y	Y	Y		Y	Y	
		EPA 8270	MLA-007										Y																									
		AXYS MLA-010	MLA-010		Y	Y		Y							Y	Y							Y						Y							Y		
	PCB 142 2,2',3,4,5,6-Hexachlorobiphenyl	EPA 1668	MLA-010					Y		Y	Y	Y	Y	Y	Y														Y		Y	Y	Y	Y		Y	Y	
		AXYS MLA-010	MLA-010		Y	Y		Y							Y	Y							Y						Y							Y		
	PCB 143 2,2',3,4,5,6'-Hexachlorobiphenyl	EPA 1668	MLA-010					Y		Y	Y	Y	Y	Y	Y														Y		Y	Y	Y	Y		Y	Y	
		AXYS MLA-010	MLA-010		Y	Y		Y							Y	Y							Y						Y							Y		
	PCB 144 2,2',3,4,5',6-Hexachlorobiphenyl	EPA 1668	MLA-010					Y		Y	Y	Y	Y	Y	Y														Y		Y	Y	Y	Y		Y	Y	
		AXYS MLA-010	MLA-010		Y	Y		Y							Y	Y							Y						Y							Y		
	PCB 144/135	AXYS MLA-007	MLA-007			Y										Y							Y														
		EPA 8270	MLA-007										Y																									
	PCB 145 2,2',3,4,6,6'-Hexachlorobiphenyl	EPA 1668	MLA-010					Y		Y	Y	Y	Y	Y	Y														Y		Y	Y	Y	Y		Y	Y	
		EPA 8270	MLA-007										Y																									
		AXYS MLA-010	MLA-010		Y	Y		Y							Y	Y							Y						Y							Y		
	PCB 146 2,2',3,4',5,5'-Hexachlorobiphenyl	AXYS MLA-007	MLA-007			Y										Y							Y														
		AXYS MLA-901	MLA-901		Y																																	
		EPA 1668	MLA-010					Y		Y	Y	Y	Y	Y	Y														Y		Y	Y	Y	Y		Y	Y	
		EPA 8270	MLA-007										Y																									
		AXYS MLA-010	MLA-010		Y	Y		Y							Y	Y							Y						Y							Y		
	PCB 147 2,2',3,4',5,6-Hexachlorobiphenyl	EPA 1668	MLA-010					Y		Y	Y	Y	Y	Y	Y														Y		Y	Y	Y	Y		Y	Y	
		EPA 8270	MLA-007										Y																									
		AXYS MLA-010	MLA-010		Y	Y		Y							Y	Y							Y						Y							Y		
	PCB 148 2,2',3,4',5,6'-Hexachlorobiphenyl	EPA 1668	MLA-010					Y		Y	Y	Y	Y	Y	Y														Y		Y	Y	Y	Y		Y	Y	
		EPA 8270	MLA-007										Y																									
		AXYS MLA-010	MLA-010		Y	Y		Y							Y	Y							Y						Y							Y		
	PCB 149 2,2',3,4',5',6-Hexachlorobiphenyl	EPA 1668	MLA-010					Y		Y	Y	Y	Y	Y	Y														Y		Y	Y	Y	Y		Y	Y	
		AXYS MLA-010	MLA-010		Y	Y		Y							Y	Y							Y						Y							Y		
	PCB 149/139	AXYS MLA-007	MLA-007			Y										Y							Y														
		EPA 8270	MLA-007										Y																									
	PCB 15 4,4'-Dichlorobiphenyl	AXYS MLA-007	MLA-007			Y										Y							Y														
		EPA 1668	MLA-010					Y		Y	Y	Y	Y	Y	Y														Y		Y	Y	Y	Y		Y	Y	
		EPA 8270	MLA-007										Y																									
		AXYS MLA-010	MLA-010		Y	Y		Y							Y	Y							Y						Y							Y		
	PCB 150 2,2',3,4',6,6'-Hexachlorobiphenyl	EPA 1668	MLA-010					Y		Y	Y	Y	Y	Y	Y														Y		Y	Y	Y	Y		Y	Y	
		EPA 8270	MLA-007										Y																									
		AXYS MLA-010	MLA-010		Y	Y		Y							Y	Y							Y						Y							Y		
	PCB 151 2,2',3,5,5',6-Hexachlorobiphenyl	AXYS MLA-007	MLA-007			Y										Y							Y														
		EPA 1668	MLA-010					Y		Y	Y	Y	Y	Y	Y														Y		Y	Y	Y	Y		Y	Y	
		EPA 8270	MLA-007										Y																									
		AXYS MLA-010	MLA-010		Y	Y		Y							Y	Y							Y						Y							Y		

Accreditation Scope

AXYS Analytical Services Ltd.
file ref.: ACC-101 Rev.23

				Pulp	Serum	Solids										Tissue						Urine	Water	Water, Drinking				Water, Non-Potable								
Compound Class	Compound	Accredited Method ID	AXYS Method ID	CALA	CALA	CALA	California DPH	Florida DOH	Minnesota DOH	New Jersey DEP	New York DOH	Virginia DGS	Washington DE	Maine DOH	ANAB	CALA	Florida DOH	Minnesota DOH	New Jersey DEP	Virginia DGS	ANAB	CALA	CALA	Florida DOH	Minnesota DOH	New Jersey DEP	ANAB	California DPH	Florida DOH	Minnesota DOH	New Jersey DEP	New York DOH	Virginia DGS	Washington DE*	Maine DOH	ANAB	Pennsylvania DEP
	PCB 152 2,2',3,5,6,6'-Hexachlorobiphenyl	EPA 1668	MLA-010					Y		Y	Y	Y	Y	Y	Y														Y		Y	Y	Y	Y		Y	Y
		EPA 8270	MLA-007										Y																								
		AXYS MLA-010	MLA-010		Y	Y		Y							Y	Y							Y						Y							Y	
	PCB 153 2,2',4,4',5,5'-Hexachlorobiphenyl	AXYS MLA-007	MLA-007			Y										Y							Y														
		AXYS MLA-901	MLA-901		Y																																
		EPA 1668	MLA-010					Y		Y	Y	Y	Y	Y	Y														Y		Y	Y	Y	Y		Y	Y
		EPA 8270	MLA-007										Y																								
		AXYS MLA-010	MLA-010		Y	Y		Y							Y	Y							Y						Y							Y	
	PCB 154 2,2',4,4',5,6'-Hexachlorobiphenyl	EPA 1668	MLA-010					Y		Y	Y	Y	Y	Y	Y														Y		Y	Y	Y	Y		Y	Y
		EPA 8270	MLA-007										Y																								
		AXYS MLA-010	MLA-010		Y	Y		Y							Y	Y							Y						Y							Y	
	PCB 155 2,2',4,4',6,6'-Hexachlorobiphenyl	EPA 1668	MLA-010					Y		Y	Y	Y	Y	Y	Y														Y		Y	Y	Y	Y		Y	Y
		EPA 8270	MLA-007										Y																								
		AXYS MLA-010	MLA-010		Y	Y		Y							Y	Y							Y						Y							Y	
	PCB 156 2,3,3',4,4',5-Hexachlorobiphenyl	AXYS MLA-007	MLA-007			Y										Y							Y														
		AXYS MLA-901	MLA-901		Y																																
		EPA 1668	MLA-010					Y		Y	Y	Y	Y	Y	Y														Y		Y	Y	Y	Y		Y	Y
		EPA 8270	MLA-007										Y																								
		AXYS MLA-010	MLA-010		Y	Y		Y							Y	Y							Y						Y							Y	
	PCB 157 2,3,3',4,4',5'-Hexachlorobiphenyl	AXYS MLA-007	MLA-007			Y										Y							Y														
		EPA 1668	MLA-010					Y		Y	Y	Y	Y	Y	Y														Y		Y	Y	Y	Y		Y	Y
		EPA 8270	MLA-007										Y																								
		AXYS MLA-010	MLA-010		Y	Y		Y							Y	Y							Y						Y							Y	
	PCB 158 2,3,3',4,4',6-Hexachlorobiphenyl	EPA 1668	MLA-010					Y		Y	Y	Y	Y	Y	Y														Y		Y	Y	Y	Y		Y	Y
		AXYS MLA-010	MLA-010		Y	Y		Y							Y	Y							Y						Y							Y	
	PCB 158/160	AXYS MLA-007	MLA-007			Y										Y							Y														
		EPA 8270	MLA-007										Y																								
	PCB 159 2,3,3',4,5,5'-Hexachlorobiphenyl	AXYS MLA-007	MLA-007			Y										Y							Y														
		EPA 1668	MLA-010					Y		Y	Y	Y	Y	Y	Y														Y		Y	Y	Y	Y		Y	Y
		EPA 8270	MLA-007										Y																								
		AXYS MLA-010	MLA-010		Y	Y		Y							Y	Y							Y						Y							Y	
	PCB 16 2,2',3-Trichlorobiphenyl	EPA 1668	MLA-010					Y		Y	Y	Y	Y	Y	Y														Y		Y	Y	Y	Y		Y	Y
		AXYS MLA-010	MLA-010		Y	Y		Y							Y	Y							Y						Y							Y	
	PCB 16/32	AXYS MLA-007	MLA-007			Y										Y							Y														
		EPA 8270	MLA-007										Y																								
	PCB 160 2,3,3',4,5,6-Hexachlorobiphenyl	AXYS MLA-007	MLA-007			Y										Y							Y														
		EPA 1668	MLA-010					Y		Y	Y	Y	Y	Y	Y														Y		Y	Y	Y	Y		Y	Y
		AXYS MLA-010	MLA-010		Y	Y		Y							Y	Y							Y						Y							Y	
	PCB 161 2,3,3',4,5',6-Hexachlorobiphenyl	AXYS MLA-007	MLA-007			Y										Y							Y														
		EPA 1668	MLA-010					Y		Y	Y	Y	Y	Y	Y														Y		Y	Y	Y	Y		Y	Y
		EPA 8270	MLA-007										Y																								
		AXYS MLA-010	MLA-010		Y	Y		Y							Y	Y							Y						Y							Y	
	PCB 162 2,3,3',4',5,5'-Hexachlorobiphenyl	EPA 1668	MLA-010					Y		Y	Y	Y	Y	Y	Y														Y		Y	Y	Y	Y		Y	Y
		EPA 8270	MLA-007										Y																								
		AXYS MLA-010	MLA-010		Y	Y		Y							Y	Y							Y						Y							Y	
	PCB 163 2,3,3',4',5,6-Hexachlorobiphenyl	EPA 1668	MLA-010					Y		Y	Y	Y	Y	Y	Y														Y		Y	Y	Y	Y		Y	Y
		AXYS MLA-010	MLA-010		Y	Y		Y							Y	Y							Y						Y							Y	
	PCB 164 2,3,3',4',5',6-Hexachlorobiphenyl	EPA 1668	MLA-010					Y		Y	Y	Y	Y	Y	Y														Y		Y	Y	Y	Y		Y	Y
		AXYS MLA-010	MLA-010		Y	Y		Y							Y	Y							Y						Y							Y	
	PCB 165 2,3,3',5,5',6-Hexachlorobiphenyl	EPA 1668	MLA-010					Y		Y	Y	Y	Y	Y	Y														Y		Y	Y	Y	Y		Y	Y

Accreditation Scope

AXYS Analytical Services Ltd.
file ref.: ACC-101 Rev.23

Compound Class	Compound	Accredited Method ID	AXYS Method ID	Pulp	Serum	Solids									Tissue							Urine	Water	Water, Drinking				Water, Non-Potable								
				CALA	CALA	CALA	California DPH	Florida DOH	Minnesota DOH	New Jersey DEP	New York DOH	Virginia DGS	Washington DE	Maine DOH	ANAB	CALA	Florida DOH	Minnesota DOH	New Jersey DEP	Virginia DGS	ANAB	CALA	CALA	Florida DOH	Minnesota DOH	New Jersey DEP	ANAB	California DPH	Florida DOH	Minnesota DOH	New Jersey DEP	New York DOH	Virginia DGS	Washington DE*	Maine DOH	ANAB	Pennsylvania DEP
		EPA 8270	MLA-007										Y																						
		AXYS MLA-010	MLA-010		Y	Y		Y						Y	Y								Y					Y							Y	
	PCB 166 2,3,4,4',5,6-Hexachlorobiphenyl	EPA 1668	MLA-010					Y		Y	Y	Y	Y	Y														Y		Y	Y	Y	Y		Y	Y
		EPA 8270	MLA-007										Y																							
		AXYS MLA-010	MLA-010		Y	Y		Y						Y	Y								Y					Y							Y	
	PCB 167 2,3',4,4',5,5'-Hexachlorobiphenyl	EPA 1668	MLA-010					Y		Y	Y	Y	Y	Y														Y		Y	Y	Y	Y		Y	Y
		EPA 8270	MLA-007										Y																							
		AXYS MLA-010	MLA-010		Y	Y		Y						Y	Y								Y					Y							Y	
	PCB 168 2,3',4,4',5,6-Hexachlorobiphenyl	EPA 1668	MLA-010					Y		Y	Y	Y	Y	Y														Y		Y	Y	Y	Y		Y	Y
		AXYS MLA-010	MLA-010		Y	Y		Y						Y	Y								Y					Y							Y	
	PCB 169 3,3',4,4',5,5'-Hexachlorobiphenyl	AXYS MLA-007	MLA-007			Y									Y								Y													
		EPA 1668	MLA-010					Y		Y	Y	Y	Y	Y														Y		Y	Y	Y	Y		Y	Y
		EPA 8270	MLA-007										Y																							
		AXYS MLA-010	MLA-010		Y	Y		Y						Y	Y								Y					Y							Y	
	PCB 17 2,2',4-Trichlorobiphenyl	AXYS MLA-007	MLA-007			Y									Y								Y													
		EPA 1668	MLA-010					Y		Y	Y	Y	Y	Y														Y		Y	Y	Y	Y		Y	Y
		EPA 8270	MLA-007										Y																							
		AXYS MLA-010	MLA-010		Y	Y		Y						Y	Y								Y					Y							Y	
	PCB 170 2,2',3,3',4,4',5-Heptachlorobiphenyl	AXYS MLA-901	MLA-901		Y																															
		EPA 1668	MLA-010					Y		Y	Y	Y	Y	Y														Y		Y	Y	Y	Y		Y	Y
		AXYS MLA-010	MLA-010		Y	Y		Y						Y	Y								Y					Y							Y	
	PCB 170/190	AXYS MLA-007	MLA-007			Y									Y								Y													
		EPA 8270	MLA-007										Y																							
	PCB 171 2,2',3,3',4,4',6-Heptachlorobiphenyl	AXYS MLA-007	MLA-007			Y									Y								Y													
		EPA 1668	MLA-010					Y		Y	Y	Y	Y	Y														Y		Y	Y	Y	Y		Y	Y
		EPA 8270	MLA-007										Y																							
		AXYS MLA-010	MLA-010		Y	Y		Y						Y	Y								Y					Y							Y	
	PCB 172 2,2',3,3',4,5,5'-Heptachlorobiphenyl	EPA 1668	MLA-010					Y		Y	Y	Y	Y	Y														Y		Y	Y	Y	Y		Y	Y
		AXYS MLA-010	MLA-010		Y	Y		Y						Y	Y								Y					Y							Y	
	PCB 172/192	AXYS MLA-007	MLA-007			Y									Y								Y													
		EPA 8270	MLA-007										Y																							
	PCB 173 2,2',3,3',4,5,6-Heptachlorobiphenyl	EPA 1668	MLA-010					Y		Y	Y	Y	Y	Y														Y		Y	Y	Y	Y		Y	Y
		EPA 8270	MLA-007										Y																							
		AXYS MLA-010	MLA-010		Y	Y		Y						Y	Y								Y					Y							Y	
	PCB 174 2,2',3,3',4,5,6'-Heptachlorobiphenyl	EPA 1668	MLA-010					Y		Y	Y	Y	Y	Y														Y		Y	Y	Y	Y		Y	Y
		AXYS MLA-010	MLA-010		Y	Y		Y						Y	Y								Y					Y							Y	
	PCB 174/181	AXYS MLA-007	MLA-007			Y									Y								Y													
		EPA 8270	MLA-007										Y																							
	PCB 175 2,2',3,3',4,5',6-Heptachlorobiphenyl	AXYS MLA-007	MLA-007			Y									Y								Y													
		EPA 1668	MLA-010					Y		Y	Y	Y	Y	Y														Y		Y	Y	Y	Y		Y	Y
		EPA 8270	MLA-007										Y																							
		AXYS MLA-010	MLA-010		Y	Y		Y						Y	Y								Y					Y							Y	
	PCB 176 2,2',3,3',4,6,6'-Heptachlorobiphenyl	AXYS MLA-007	MLA-007			Y									Y								Y													
		EPA 1668	MLA-010					Y		Y	Y	Y	Y	Y														Y		Y	Y	Y	Y		Y	Y
		EPA 8270	MLA-007										Y																							
		AXYS MLA-010	MLA-010		Y	Y		Y						Y	Y								Y					Y							Y	
	PCB 177 2,2',3,3',4,5',6'-Heptachlorobiphenyl	AXYS MLA-007	MLA-007			Y									Y								Y													
		EPA 1668	MLA-010					Y		Y	Y	Y	Y	Y														Y		Y	Y	Y	Y		Y	Y
		EPA 8270	MLA-007										Y																							
		AXYS MLA-010	MLA-010		Y	Y		Y						Y	Y								Y					Y							Y	

Accreditation Scope

AXYS Analytical Services Ltd.
file ref.: ACC-101 Rev.23

Compound Class	Compound	Accredited Method ID	AXYS Method ID	Pulp	Serum	Solids									Tissue							Urine	Water	Water, Drinking				Water, Non-Potable								
				CALA	CALA	CALA	California DPH	Florida DOH	Minnesota DOH	New Jersey DEP	New York DOH	Virginia DGS	Washington DE	Maine DOH	ANAB	CALA	Florida DOH	Minnesota DOH	New Jersey DEP	Virginia DGS	ANAB	CALA	CALA	Florida DOH	Minnesota DOH	New Jersey DEP	ANAB	California DPH	Florida DOH	Minnesota DOH	New Jersey DEP	New York DOH	Virginia DGS	Washington DE*	Maine DOH	ANAB	Pennsylvania DEP
	PCB 178 2,2',3,3',5,5',6-Heptachlorobiphenyl	AXYS MLA-007	MLA-007			Y									Y								Y													
		EPA 1668	MLA-010					Y		Y	Y	Y	Y	Y	Y														Y		Y	Y	Y	Y		Y	Y
		EPA 8270	MLA-007										Y																								
		AXYS MLA-010	MLA-010		Y	Y		Y							Y	Y								Y					Y							Y	
	PCB 179 2,2',3,3',5,6,6'-Heptachlorobiphenyl	AXYS MLA-007	MLA-007			Y									Y								Y													
		EPA 1668	MLA-010					Y		Y	Y	Y	Y	Y	Y														Y		Y	Y	Y	Y		Y	Y
		EPA 8270	MLA-007										Y																								
		AXYS MLA-010	MLA-010		Y	Y		Y							Y	Y								Y					Y							Y	
	PCB 18 2,2',5-Trichlorobiphenyl	AXYS MLA-007	MLA-007			Y									Y								Y													
		EPA 1668	MLA-010					Y		Y	Y	Y	Y	Y	Y														Y		Y	Y	Y	Y		Y	Y
		EPA 8270	MLA-007										Y																								
		AXYS MLA-010	MLA-010		Y	Y		Y							Y	Y								Y					Y							Y	
	PCB 180 2,2',3,4,4',5,5'-Heptachlorobiphenyl	AXYS MLA-007	MLA-007			Y									Y								Y													
		AXYS MLA-901	MLA-901		Y																																
		EPA 1668	MLA-010					Y		Y	Y	Y	Y	Y	Y														Y		Y	Y	Y	Y		Y	Y
		EPA 8270	MLA-007										Y																								
		AXYS MLA-010	MLA-010		Y	Y		Y							Y	Y								Y					Y							Y	
	PCB 181 2,2',3,4,4',5,6-Heptachlorobiphenyl	EPA 1668	MLA-010					Y		Y	Y	Y	Y	Y	Y														Y		Y	Y	Y	Y		Y	Y
		AXYS MLA-010	MLA-010		Y	Y		Y							Y									Y					Y							Y	
	PCB 182 2,2',3,4,4',5,6'-Heptachlorobiphenyl	EPA 1668	MLA-010					Y		Y	Y	Y	Y	Y	Y														Y		Y	Y	Y	Y		Y	Y
		AXYS MLA-010	MLA-010		Y	Y		Y							Y	Y								Y					Y							Y	
	PCB 183 2,2',3,4,4',5',6-Heptachlorobiphenyl	AXYS MLA-007	MLA-007			Y									Y								Y													
		EPA 1668	MLA-010					Y		Y	Y	Y	Y	Y	Y														Y		Y	Y	Y	Y		Y	Y
		EPA 8270	MLA-007										Y																								
		AXYS MLA-010	MLA-010		Y	Y		Y							Y	Y								Y					Y							Y	
	PCB 184 2,2',3,4,4',6,6'-Heptachlorobiphenyl	EPA 1668	MLA-010					Y		Y	Y	Y	Y	Y	Y														Y		Y	Y	Y	Y		Y	Y
		EPA 8270	MLA-007										Y																								
		AXYS MLA-010	MLA-010		Y	Y		Y							Y	Y								Y					Y							Y	
	PCB 185 2,2',3,4,5,5',6-Heptachlorobiphenyl	AXYS MLA-007	MLA-007			Y									Y								Y													
		EPA 1668	MLA-010					Y		Y	Y	Y	Y	Y	Y														Y		Y	Y	Y	Y		Y	Y
		EPA 8270	MLA-007										Y																								
		AXYS MLA-010	MLA-010		Y	Y		Y							Y	Y								Y					Y							Y	
	PCB 186 2,2',3,4,5,6,6'-Heptachlorobiphenyl	EPA 1668	MLA-010					Y		Y	Y	Y	Y	Y	Y														Y		Y	Y	Y	Y		Y	Y
		EPA 8270	MLA-007										Y																								
		AXYS MLA-010	MLA-010		Y	Y		Y							Y	Y								Y					Y							Y	
	PCB 187 2,2',3,4',5,5',6-Heptachlorobiphenyl	AXYS MLA-901	MLA-901		Y																																
		EPA 1668	MLA-010					Y		Y	Y	Y	Y	Y	Y														Y		Y	Y	Y	Y		Y	Y
		AXYS MLA-010	MLA-010		Y	Y		Y							Y	Y								Y					Y							Y	
	PCB 187/182	AXYS MLA-007	MLA-007			Y									Y								Y													
		EPA 8270	MLA-007										Y																								
	PCB 188 2,2',3,4',5,6,6'-Heptachlorobiphenyl	EPA 1668	MLA-010					Y		Y	Y	Y	Y	Y	Y														Y		Y	Y	Y	Y		Y	Y
		EPA 8270	MLA-007										Y																								
		AXYS MLA-010	MLA-010		Y	Y		Y							Y	Y								Y					Y							Y	
	PCB 189 2,3,3',4,4',5,5'-Heptachlorobiphenyl	AXYS MLA-007	MLA-007			Y									Y								Y													
		EPA 1668	MLA-010					Y		Y	Y	Y	Y	Y	Y														Y		Y	Y	Y	Y		Y	Y
		EPA 8270	MLA-007										Y																								
		AXYS MLA-010	MLA-010		Y	Y		Y							Y	Y								Y					Y							Y	
	PCB 19 2,2',6-Trichlorobiphenyl	AXYS MLA-007	MLA-007			Y									Y								Y													
		EPA 1668	MLA-010					Y		Y	Y	Y	Y	Y	Y														Y		Y	Y	Y	Y		Y	Y
		EPA 8270	MLA-007										Y																								

Accreditation Scope

AXYS Analytical Services Ltd.
file ref.: ACC-101 Rev.23

Compound Class	Compound	Accredited Method ID	AXYS Method ID	Pulp	Serum	Solids									Tissue							Urine	Water	Water, Drinking				Water, Non-Potable								
				CALA	CALA	CALA	California DPH	Florida DOH	Minnesota DOH	New Jersey DEP	New York DOH	Virginia DGS	Washington DE	Maine DOH	ANAB	CALA	Florida DOH	Minnesota DOH	New Jersey DEP	Virginia DGS	ANAB	CALA	CALA	Florida DOH	Minnesota DOH	New Jersey DEP	ANAB	California DPH	Florida DOH	Minnesota DOH	New Jersey DEP	New York DOH	Virginia DGS	Washington DE*	Maine DOH	ANAB	Pennsylvania DEP
		AXYS MLA-010	MLA-010		Y	Y		Y						Y	Y							Y						Y							Y	
	PCB 190 2,3,3',4,4',5,6-Heptachlorobiphenyl	EPA 1668	MLA-010					Y		Y	Y	Y	Y	Y	Y														Y		Y	Y	Y	Y		Y	Y
		AXYS MLA-010	MLA-010		Y	Y		Y						Y	Y							Y						Y							Y	
	PCB 191 2,3,3',4,4',5',6-Heptachlorobiphenyl	AXYS MLA-007	MLA-007			Y									Y							Y														
		EPA 1668	MLA-010					Y		Y	Y	Y	Y	Y	Y														Y		Y	Y	Y	Y		Y	Y
		EPA 8270	MLA-007										Y																								
		AXYS MLA-010	MLA-010		Y	Y		Y						Y	Y							Y						Y							Y	
	PCB 192 2,3,3',4,5,5',6-Heptachlorobiphenyl	EPA 1668	MLA-010					Y		Y	Y	Y	Y	Y	Y														Y		Y	Y	Y	Y		Y	Y
		AXYS MLA-010	MLA-010		Y	Y		Y						Y	Y							Y						Y							Y	
	PCB 193 2,3,3',4',5,5',6-Heptachlorobiphenyl	AXYS MLA-007	MLA-007			Y									Y							Y														
		EPA 1668	MLA-010					Y		Y	Y	Y	Y	Y	Y														Y		Y	Y	Y	Y		Y	Y
		EPA 8270	MLA-007										Y																								
		AXYS MLA-010	MLA-010		Y	Y		Y						Y	Y							Y						Y							Y	
	PCB 194 2,2',3,3',4,4',5,5'-Octachlorobiphenyl	AXYS MLA-007	MLA-007			Y									Y							Y														
		AXYS MLA-901	MLA-901		Y																																
		EPA 1668	MLA-010					Y		Y	Y	Y	Y	Y	Y														Y		Y	Y	Y	Y		Y	Y
		EPA 8270	MLA-007										Y																								
		AXYS MLA-010	MLA-010		Y	Y		Y						Y	Y							Y						Y							Y	
	PCB 195 2,2',3,3',4,4',5,6-Octachlorobiphenyl	AXYS MLA-007	MLA-007			Y									Y							Y														
		EPA 1668	MLA-010					Y		Y	Y	Y	Y	Y	Y														Y		Y	Y	Y	Y		Y	Y
		EPA 8270	MLA-007										Y																								
		AXYS MLA-010	MLA-010		Y	Y		Y						Y	Y							Y						Y							Y	
	PCB 196 2,2',3,3',4,4',5,6'-Octachlorobiphenyl	EPA 1668	MLA-010					Y		Y	Y	Y	Y	Y	Y														Y		Y	Y	Y	Y		Y	Y
		AXYS MLA-010	MLA-010		Y	Y		Y						Y	Y							Y						Y							Y	
	PCB 196/203	AXYS MLA-007	MLA-007			Y									Y							Y														
		EPA 8270	MLA-007										Y																								
	PCB 197 2,2',3,3',4,4',6,6'-Octachlorobiphenyl	AXYS MLA-007	MLA-007			Y									Y							Y														
		EPA 1668	MLA-010					Y		Y	Y	Y	Y		Y														Y		Y	Y	Y	Y		Y	Y
		EPA 8270	MLA-007										Y																								
		AXYS MLA-010	MLA-010		Y	Y		Y						Y	Y							Y						Y							Y	
	PCB 198 2,2',3,3',4,5,5',6-Octachlorobiphenyl	AXYS MLA-007	MLA-007			Y									Y							Y														
		EPA 1668	MLA-010					Y		Y	Y	Y	Y	Y	Y														Y		Y	Y	Y	Y		Y	Y
		EPA 8270	MLA-007										Y																								
		AXYS MLA-010	MLA-010		Y	Y		Y						Y	Y							Y						Y							Y	
	PCB 199 2,2',3,3',4,5,5',6'-Octachlorobiphenyl	AXYS MLA-007	MLA-007			Y									Y							Y														
		EPA 1668	MLA-010					Y		Y	Y	Y	Y		Y														Y		Y	Y	Y	Y		Y	Y
		EPA 8270	MLA-007										Y																								
		AXYS MLA-010	MLA-010		Y	Y		Y						Y	Y							Y						Y							Y	
	PCB 2 3-Chlorobiphenyl	EPA 1668	MLA-010					Y		Y	Y	Y	Y	Y	Y														Y		Y	Y	Y	Y		Y	Y
		EPA 8270	MLA-007										Y																								
		AXYS MLA-010	MLA-010		Y	Y		Y						Y	Y							Y						Y							Y	
	PCB 20 2,3,3'-Trichlorobiphenyl	EPA 1668	MLA-010					Y		Y	Y	Y	Y	Y	Y														Y		Y	Y	Y	Y		Y	Y
		AXYS MLA-010	MLA-010		Y	Y		Y						Y	Y							Y						Y							Y	
	PCB 200 2,2',3,3',4,5,6,6'-Octachlorobiphenyl	EPA 1668	MLA-010					Y		Y	Y	Y	Y	Y	Y														Y		Y	Y	Y	Y		Y	Y
		EPA 8270	MLA-007										Y																								
		AXYS MLA-010	MLA-010		Y	Y		Y						Y	Y							Y						Y							Y	
	PCB 201 2,2',3,3',4,5',6,6'-Octachlorobiphenyl	AXYS MLA-007	MLA-007			Y									Y							Y														
		EPA 1668	MLA-010					Y		Y	Y	Y	Y		Y														Y		Y	Y	Y	Y		Y	Y
		EPA 8270	MLA-007										Y																								
		AXYS MLA-010	MLA-010		Y	Y		Y						Y	Y							Y						Y							Y	

Accreditation Scope

AXYS Analytical Services Ltd.
file ref.: ACC-101 Rev.23

Compound Class	Compound	Accredited Method ID	AXYS Method ID	Pulp	Serum	Solids										Tissue						Urine	Water	Water, Drinking				Water, Non-Potable								
				CALA	CALA	CALA	California DPH	Florida DOH	Minnesota DOH	New Jersey DEP	New York DOH	Virginia DGS	Washington DE	Maine DOH	ANAB	CALA	Florida DOH	Minnesota DOH	New Jersey DEP	Virginia DGS	ANAB	CALA	CALA	Florida DOH	Minnesota DOH	New Jersey DEP	ANAB	California DPH	Florida DOH	Minnesota DOH	New Jersey DEP	New York DOH	Virginia DGS	Washington DE*	Maine DOH	ANAB	Pennsylvania DEP
	PCB 202 2,2',3,3',5,5',6,6'-Octachlorobiphenyl	EPA 1668	MLA-010					Y		Y	Y	Y	Y	Y	Y														Y		Y	Y	Y	Y		Y	Y
		EPA 8270	MLA-007										Y																								
		AXYS MLA-010	MLA-010		Y	Y		Y							Y	Y							Y						Y							Y	
	PCB 203 2,2',3,4,4',5,5',6-Octachlorobiphenyl	EPA 1668	MLA-010					Y		Y	Y	Y	Y	Y	Y														Y		Y	Y	Y	Y		Y	Y
		AXYS MLA-010	MLA-010		Y	Y		Y							Y	Y							Y						Y							Y	
	PCB 204 2,2',3,4,4',5,6,6'-Octachlorobiphenyl	EPA 1668	MLA-010					Y		Y	Y	Y	Y	Y	Y														Y		Y	Y	Y	Y		Y	Y
		EPA 8270	MLA-007										Y																								
		AXYS MLA-010	MLA-010		Y	Y		Y							Y	Y							Y						Y							Y	
	PCB 205 2,3,3',4,4',5,5',6-Octachlorobiphenyl	AXYS MLA-007	MLA-007			Y										Y							Y														
		EPA 1668	MLA-010					Y		Y	Y	Y	Y	Y	Y														Y		Y	Y	Y	Y		Y	Y
		EPA 8270	MLA-007										Y																								
		AXYS MLA-010	MLA-010		Y	Y		Y							Y	Y							Y						Y							Y	
	PCB 206 2,2',3,3',4,4',5,5',6-Nonachlorobiphenyl	AXYS MLA-007	MLA-007			Y										Y							Y														
		EPA 1668	MLA-010					Y		Y	Y	Y	Y	Y	Y														Y		Y	Y	Y	Y		Y	Y
		EPA 8270	MLA-007										Y																								
		AXYS MLA-010	MLA-010		Y	Y		Y							Y	Y							Y						Y							Y	
	PCB 207 2,2',3,3',4,4',5,6,6'-Nonachlorobiphenyl	AXYS MLA-007	MLA-007			Y										Y							Y														
		EPA 1668	MLA-010					Y		Y	Y	Y	Y		Y														Y		Y	Y	Y	Y		Y	Y
		EPA 8270	MLA-007										Y																								
		AXYS MLA-010	MLA-010		Y	Y		Y							Y	Y							Y						Y							Y	
	PCB 208 2,2',3,3',4,5,5',6,6'-Nonachlorobiphenyl	AXYS MLA-007	MLA-007			Y										Y							Y														
		EPA 1668	MLA-010					Y		Y	Y	Y	Y		Y														Y		Y	Y	Y	Y		Y	Y
		EPA 8270	MLA-007										Y																								
		AXYS MLA-010	MLA-010		Y	Y		Y							Y	Y							Y						Y							Y	
	PCB 209 Decachlorobiphenyl	AXYS MLA-007	MLA-007			Y										Y							Y														
		EPA 1668	MLA-010					Y		Y	Y	Y	Y	Y	Y														Y		Y	Y	Y	Y		Y	Y
		EPA 8270	MLA-007										Y																								
		AXYS MLA-010	MLA-010		Y	Y		Y							Y	Y							Y						Y							Y	
	PCB 21 2,3,4-Trichlorobiphenyl	EPA 1668	MLA-010					Y		Y	Y	Y	Y	Y	Y														Y		Y	Y	Y	Y		Y	Y
		AXYS MLA-010	MLA-010		Y	Y		Y							Y	Y							Y						Y							Y	
	PCB 22 2,3,4'-Trichlorobiphenyl	AXYS MLA-007	MLA-007			Y										Y							Y														
		EPA 1668	MLA-010					Y		Y	Y	Y	Y	Y	Y														Y		Y	Y	Y	Y		Y	Y
		EPA 8270	MLA-007										Y																								
		AXYS MLA-010	MLA-010		Y	Y		Y							Y	Y							Y						Y							Y	
	PCB 23 2,3,5-Trichlorobiphenyl	EPA 1668	MLA-010					Y		Y	Y	Y	Y		Y														Y		Y	Y	Y	Y		Y	Y
		AXYS MLA-010	MLA-010		Y	Y		Y							Y	Y							Y						Y							Y	
	PCB 23/34	EPA 8270	MLA-007										Y																								
	PCB 24 2,3,6-Trichlorobiphenyl	EPA 1668	MLA-010					Y		Y	Y	Y	Y	Y	Y														Y		Y	Y	Y	Y		Y	Y
		AXYS MLA-010	MLA-010		Y	Y		Y							Y	Y							Y						Y							Y	
	PCB 24/27	AXYS MLA-007	MLA-007			Y										Y							Y														
		EPA 8270	MLA-007										Y																								
	PCB 25 2,3',4-Trichlorobiphenyl	AXYS MLA-007	MLA-007			Y										Y							Y														
		EPA 1668	MLA-010					Y		Y	Y	Y	Y	Y	Y														Y		Y	Y	Y	Y		Y	Y
		EPA 8270	MLA-007										Y																								
		AXYS MLA-010	MLA-010		Y	Y		Y							Y	Y							Y						Y							Y	
	PCB 26 2,3',5-Trichlorobiphenyl	AXYS MLA-007	MLA-007			Y										Y							Y														
		EPA 1668	MLA-010					Y		Y	Y	Y	Y	Y	Y														Y		Y	Y	Y	Y		Y	Y
		EPA 8270	MLA-007										Y																								
		AXYS MLA-010	MLA-010		Y	Y		Y							Y	Y							Y						Y							Y	
	PCB 27 2,3',6-Trichlorobiphenyl	EPA 1668	MLA-010					Y		Y	Y	Y	Y	Y	Y														Y		Y	Y	Y	Y		Y	Y

Accreditation Scope

AXYS Analytical Services Ltd.
file ref.: ACC-101 Rev.23

Compound Class	Compound	Accredited Method ID	AXYS Method ID	Pulp	Serum	Solids									Tissue						Urine	Water	Water, Drinking				Water, Non-Potable								
				CALA	CALA	CALA	California DPH	Florida DOH	Minnesota DOH	New Jersey DEP	New York DOH	Virginia DGS	Washington DE	Maine DOH	ANAB	CALA	Florida DOH	Minnesota DOH	New Jersey DEP	Virginia DGS	ANAB	CALA	CALA	Florida DOH	Minnesota DOH	New Jersey DEP	ANAB	California DPH	Florida DOH	Minnesota DOH	New Jersey DEP	New York DOH	Virginia DGS	Washington DE*	Maine DOH	ANAB	Pennsylvania DEP
		AXYS MLA-010	MLA-010		Y	Y		Y						Y	Y							Y						Y							Y	
	PCB 28 2,4,4'-Trichlorobiphenyl	AXYS MLA-007	MLA-007			Y									Y																				
		EPA 1668	MLA-010					Y		Y	Y	Y	Y	Y	Y														Y		Y	Y	Y	Y		Y	Y
		EPA 8270	MLA-007										Y																								
		AXYS MLA-010	MLA-010		Y	Y		Y							Y	Y							Y						Y							Y	
	PCB 29 2,4,5-Trichlorobiphenyl	EPA 1668	MLA-010					Y		Y	Y	Y	Y		Y														Y		Y	Y	Y	Y		Y	Y
		AXYS MLA-010	MLA-010		Y	Y		Y							Y	Y							Y						Y							Y	
	PCB 3 4-Chlorobiphenyl	EPA 1668	MLA-010					Y		Y	Y	Y	Y	Y	Y														Y		Y	Y	Y	Y		Y	Y
		EPA 8270	MLA-007										Y																								
		AXYS MLA-010	MLA-010		Y	Y		Y							Y	Y							Y						Y							Y	
	PCB 30 2,4,6-Trichlorobiphenyl	EPA 1668	MLA-010					Y		Y	Y	Y	Y	Y	Y														Y		Y	Y	Y	Y		Y	Y
		AXYS MLA-010	MLA-010		Y	Y		Y							Y	Y							Y						Y							Y	
	PCB 31 2,4',5-Trichlorobiphenyl	AXYS MLA-007	MLA-007			Y									Y																				
		EPA 1668	MLA-010					Y		Y	Y	Y	Y	Y	Y														Y		Y	Y	Y	Y		Y	Y
		EPA 8270	MLA-007										Y																								
		AXYS MLA-010	MLA-010		Y	Y		Y							Y	Y							Y						Y							Y	
	PCB 32 2,4',6-Trichlorobiphenyl	EPA 1668	MLA-010					Y		Y	Y	Y	Y	Y	Y														Y		Y	Y	Y	Y		Y	Y
		AXYS MLA-010	MLA-010		Y	Y		Y							Y	Y							Y						Y							Y	
	PCB 33 2,3',4'-Trichlorobiphenyl	EPA 1668	MLA-010					Y		Y	Y	Y	Y	Y	Y														Y		Y	Y	Y	Y		Y	Y
		AXYS MLA-010	MLA-010		Y	Y		Y							Y	Y							Y						Y							Y	
	PCB 33/20/21	AXYS MLA-007	MLA-007			Y									Y								Y													
		EPA 8270	MLA-007										Y																								
	PCB 34 2,3',5'-Trichlorobiphenyl	AXYS MLA-007	MLA-007			Y									Y								Y													
		EPA 1668	MLA-010					Y		Y	Y	Y	Y	Y	Y														Y		Y	Y	Y	Y		Y	Y
		AXYS MLA-010	MLA-010		Y	Y		Y							Y	Y							Y						Y							Y	
	PCB 35 3,3',4-Trichlorobiphenyl	EPA 1668	MLA-010					Y		Y	Y	Y	Y	Y	Y														Y		Y	Y	Y	Y		Y	Y
		EPA 8270	MLA-007										Y																								
		AXYS MLA-010	MLA-010		Y	Y		Y							Y	Y							Y						Y							Y	
	PCB 36 3,3',5-Trichlorobiphenyl	EPA 1668	MLA-010					Y		Y	Y	Y	Y	Y	Y														Y		Y	Y	Y	Y		Y	Y
		EPA 8270	MLA-007										Y																								
		AXYS MLA-010	MLA-010		Y	Y		Y							Y	Y							Y						Y							Y	
	PCB 37 3,4,4'-Trichlorobiphenyl	EPA 1668	MLA-010					Y		Y	Y	Y	Y	Y	Y														Y		Y	Y	Y	Y		Y	Y
		EPA 8270	MLA-007										Y																								
		AXYS MLA-010	MLA-010		Y	Y		Y							Y	Y							Y						Y							Y	
	PCB 38 3,4,5-Trichlorobiphenyl	EPA 1668	MLA-010					Y		Y	Y	Y	Y	Y	Y														Y		Y	Y	Y	Y		Y	Y
		EPA 8270	MLA-007										Y																								
		AXYS MLA-010	MLA-010		Y	Y		Y							Y	Y							Y						Y							Y	
	PCB 39 3,4',5-Trichlorobiphenyl	EPA 1668	MLA-010					Y		Y	Y	Y	Y	Y	Y														Y		Y	Y	Y	Y		Y	Y
		EPA 8270	MLA-007										Y																								
		AXYS MLA-010	MLA-010		Y	Y		Y							Y	Y							Y						Y							Y	
	PCB 4 2,2'-Dichlorobiphenyl	EPA 1668	MLA-010					Y		Y	Y	Y	Y	Y	Y														Y		Y	Y	Y	Y		Y	Y
		AXYS MLA-010	MLA-010		Y	Y		Y							Y	Y							Y						Y							Y	
	PCB 4/10	EPA 8270	MLA-007										Y																								
	PCB 40 2,2',3,3'-Tetrachlorobiphenyl	AXYS MLA-007	MLA-007			Y									Y								Y													
		EPA 1668	MLA-010					Y		Y	Y	Y	Y	Y	Y														Y		Y	Y	Y	Y		Y	Y
		EPA 8270	MLA-007										Y																								
		AXYS MLA-010	MLA-010		Y	Y		Y							Y	Y							Y						Y							Y	
	PCB 41 2,2',3,4-Tetrachlorobiphenyl	EPA 1668	MLA-010					Y		Y	Y	Y	Y	Y	Y														Y		Y	Y	Y	Y		Y	Y
		AXYS MLA-010	MLA-010		Y	Y		Y							Y	Y							Y						Y							Y	
	PCB 41/71/64/68	AXYS MLA-007	MLA-007			Y									Y								Y													

Accreditation Scope

AXYS Analytical Services Ltd.
file ref.: ACC-101 Rev.23

Compound Class	Compound	Accredited Method ID	AXYS Method ID	Pulp	Serum	Solids										Tissue						Urine	Water	Water, Drinking				Water, Non-Potable								
				CALA	CALA	CALA	California DPH	Florida DOH	Minnesota DOH	New Jersey DEP	New York DOH	Virginia DGS	Washington DE	Maine DOH	ANAB	CALA	Florida DOH	Minnesota DOH	New Jersey DEP	Virginia DGS	ANAB	CALA	CALA	Florida DOH	Minnesota DOH	New Jersey DEP	ANAB	California DPH	Florida DOH	Minnesota DOH	New Jersey DEP	New York DOH	Virginia DGS	Washington DE*	Maine DOH	ANAB	Pennsylvania DEP
		EPA 8270	MLA-007										Y																						
	PCB 42 2,2',3,4'-Tetrachlorobiphenyl	EPA 1668	MLA-010					Y		Y	Y	Y	Y	Y	Y														Y		Y	Y	Y	Y		Y	Y
		AXYS MLA-010	MLA-010		Y	Y		Y							Y	Y							Y						Y							Y	
	PCB 42/59	AXYS MLA-007	MLA-007			Y										Y							Y														
		EPA 8270	MLA-007										Y																								
	PCB 43 2,2',3,5-Tetrachlorobiphenyl	EPA 1668	MLA-010					Y		Y	Y	Y	Y	Y	Y														Y		Y	Y	Y	Y		Y	Y
		AXYS MLA-010	MLA-010		Y	Y		Y							Y	Y							Y						Y							Y	
	PCB 44 2,2',3,5'-Tetrachlorobiphenyl	AXYS MLA-007	MLA-007			Y										Y							Y														
		EPA 1668	MLA-010					Y		Y	Y	Y	Y	Y	Y														Y		Y	Y	Y	Y		Y	Y
		EPA 8270	MLA-007										Y																								
		AXYS MLA-010	MLA-010		Y	Y		Y							Y	Y							Y						Y							Y	
	PCB 45 2,2',3,6-Tetrachlorobiphenyl	AXYS MLA-007	MLA-007			Y										Y							Y														
		EPA 1668	MLA-010					Y		Y	Y	Y	Y	Y	Y														Y		Y	Y	Y	Y		Y	Y
		EPA 8270	MLA-007										Y																								
		AXYS MLA-010	MLA-010		Y	Y		Y							Y	Y							Y						Y							Y	
	PCB 46 2,2',3,6'-Tetrachlorobiphenyl	AXYS MLA-007	MLA-007			Y										Y							Y														
		EPA 1668	MLA-010					Y		Y	Y	Y	Y	Y	Y														Y		Y	Y	Y	Y		Y	Y
		EPA 8270	MLA-007										Y																								
		AXYS MLA-010	MLA-010		Y	Y		Y							Y	Y							Y						Y							Y	
	PCB 47 2,2',4,4'-Tetrachlorobiphenyl	EPA 1668	MLA-010					Y		Y	Y	Y	Y	Y	Y														Y		Y	Y	Y	Y		Y	Y
		AXYS MLA-010	MLA-010		Y	Y		Y							Y	Y							Y						Y							Y	
	PCB 47/48/75	AXYS MLA-007	MLA-007			Y										Y							Y														
		EPA 8270	MLA-007										Y																								
	PCB 48 2,2',4,5-Tetrachlorobiphenyl	EPA 1668	MLA-010					Y		Y	Y	Y	Y	Y	Y														Y		Y	Y	Y	Y		Y	Y
		AXYS MLA-010	MLA-010		Y	Y		Y							Y	Y							Y						Y							Y	
	PCB 49 2,2',4,5'-Tetrachlorobiphenyl	EPA 1668	MLA-010					Y		Y	Y	Y	Y	Y	Y														Y		Y	Y	Y	Y		Y	Y
		AXYS MLA-010	MLA-010		Y	Y		Y							Y	Y							Y						Y							Y	
	PCB 49/43	AXYS MLA-007	MLA-007			Y										Y							Y														
		EPA 8270	MLA-007										Y																								
	PCB 5 2,3-Dichlorobiphenyl	EPA 1668	MLA-010					Y		Y	Y	Y	Y	Y	Y														Y		Y	Y	Y	Y		Y	Y
		AXYS MLA-010	MLA-010		Y	Y		Y							Y	Y							Y						Y							Y	
	PCB 50 2,2',4,6-Tetrachlorobiphenyl	AXYS MLA-007	MLA-007			Y										Y							Y														
		EPA 1668	MLA-010					Y		Y	Y	Y	Y	Y	Y														Y		Y	Y	Y	Y		Y	Y
		EPA 8270	MLA-007										Y																								
		AXYS MLA-010	MLA-010		Y	Y		Y							Y	Y							Y						Y							Y	
	PCB 51 2,2',4,6'-Tetrachlorobiphenyl	EPA 1668	MLA-010					Y		Y	Y	Y	Y	Y	Y														Y		Y	Y	Y	Y		Y	Y
		EPA 8270	MLA-007										Y																								
		AXYS MLA-010	MLA-010		Y	Y		Y							Y	Y							Y						Y							Y	
	PCB 52 2,2',5,5'-Tetrachlorobiphenyl	EPA 1668	MLA-010					Y		Y	Y	Y	Y	Y	Y														Y		Y	Y	Y	Y		Y	Y
		AXYS MLA-010	MLA-010		Y	Y		Y							Y	Y							Y						Y							Y	
	PCB 52/73	AXYS MLA-007	MLA-007			Y										Y							Y														
		EPA 8270	MLA-007										Y																								
	PCB 53 2,2',5,6'-Tetrachlorobiphenyl	EPA 1668	MLA-010					Y		Y	Y	Y	Y	Y	Y														Y		Y	Y	Y	Y		Y	Y
		EPA 8270	MLA-007										Y																								
		AXYS MLA-010	MLA-010		Y	Y		Y							Y	Y							Y						Y							Y	
	PCB 54 2,2',6,6'-Tetrachlorobiphenyl	EPA 1668	MLA-010					Y		Y	Y	Y	Y	Y	Y														Y		Y	Y	Y	Y		Y	Y
		EPA 8270	MLA-007										Y																								
		AXYS MLA-010	MLA-010		Y	Y		Y							Y	Y							Y						Y							Y	
	PCB 55 2,3,3',4-Tetrachlorobiphenyl	EPA 1668	MLA-010					Y		Y	Y	Y	Y	Y	Y														Y		Y	Y	Y	Y		Y	Y
		EPA 8270	MLA-007										Y																								

Accreditation Scope

AXYS Analytical Services Ltd.
file ref.: ACC-101 Rev.23

Compound Class	Compound	Accredited Method ID	AXYS Method ID	Pulp	Serum	Solids										Tissue							Urine	Water	Water, Drinking				Water, Non-Potable									
				CALA	CALA	CALA	California DPH	Florida DOH	Minnesota DOH	New Jersey DEP	New York DOH	Virginia DGS	Washington DE	Maine DOH	ANAB	CALA	Florida DOH	Minnesota DOH	New Jersey DEP	Virginia DGS	ANAB	CALA	CALA	Florida DOH	Minnesota DOH	New Jersey DEP	ANAB	California DPH	Florida DOH	Minnesota DOH	New Jersey DEP	New York DOH	Virginia DGS	Washington DE*	Maine DOH	ANAB	Pennsylvania DEP
		AXYS MLA-010	MLA-010		Y	Y		Y						Y	Y							Y						Y							Y	
	PCB 56 2,3,3',4'-Tetrachlorobiphenyl	EPA 1668	MLA-010					Y		Y	Y	Y	Y	Y	Y														Y		Y	Y	Y	Y		Y	Y
		AXYS MLA-010	MLA-010		Y	Y		Y						Y	Y							Y							Y							Y	
	PCB 56/60	AXYS MLA-007	MLA-007			Y										Y							Y														
		EPA 8270	MLA-007										Y																									
	PCB 57 2,3,3',5-Tetrachlorobiphenyl	EPA 1668	MLA-010					Y		Y	Y	Y	Y	Y	Y														Y		Y	Y	Y	Y		Y	Y
		EPA 8270	MLA-007										Y																									
		AXYS MLA-010	MLA-010		Y	Y		Y						Y	Y							Y							Y							Y	
	PCB 58 2,3,3',5'-Tetrachlorobiphenyl	EPA 1668	MLA-010					Y		Y	Y	Y	Y	Y	Y														Y		Y	Y	Y	Y		Y	Y
		EPA 8270	MLA-007										Y																									
		AXYS MLA-010	MLA-010		Y	Y		Y						Y	Y							Y							Y							Y	
	PCB 59 2,3,3',6-Tetrachlorobiphenyl	EPA 1668	MLA-010					Y		Y	Y	Y	Y	Y	Y														Y		Y	Y	Y	Y		Y	Y
		AXYS MLA-010	MLA-010		Y	Y		Y						Y	Y							Y							Y							Y	
	PCB 6 2,3'-Dichlorobiphenyl	EPA 1668	MLA-010					Y		Y	Y	Y	Y	Y	Y														Y		Y	Y	Y	Y		Y	Y
		EPA 8270	MLA-007										Y																									
		AXYS MLA-010	MLA-010		Y	Y		Y						Y	Y							Y							Y							Y	
	PCB 60 2,3,4,4'-Tetrachlorobiphenyl	EPA 1668	MLA-010					Y		Y	Y	Y	Y	Y	Y														Y		Y	Y	Y	Y		Y	Y
		AXYS MLA-010	MLA-010		Y	Y		Y						Y	Y							Y							Y							Y	
	PCB 61 2,3,4,5-Tetrachlorobiphenyl	EPA 1668	MLA-010					Y		Y	Y	Y	Y	Y	Y														Y		Y	Y	Y	Y		Y	Y
		AXYS MLA-010	MLA-010		Y	Y		Y						Y	Y							Y							Y							Y	
	PCB 62 2,3,4,6-Tetrachlorobiphenyl	EPA 1668	MLA-010					Y		Y	Y	Y	Y	Y	Y														Y		Y	Y	Y	Y		Y	Y
		AXYS MLA-010	MLA-010		Y	Y		Y						Y	Y							Y							Y							Y	
	PCB 62/65	EPA 8270	MLA-007										Y																									
	PCB 63 2,3,4',5-Tetrachlorobiphenyl	EPA 1668	MLA-010					Y		Y	Y	Y	Y	Y	Y														Y		Y	Y	Y	Y		Y	Y
		EPA 8270	MLA-007										Y																									
		AXYS MLA-010	MLA-010		Y	Y		Y						Y	Y							Y							Y							Y	
	PCB 64 2,3,4',6-Tetrachlorobiphenyl	EPA 1668	MLA-010					Y		Y	Y	Y	Y	Y	Y														Y		Y	Y	Y	Y		Y	Y
		AXYS MLA-010	MLA-010		Y	Y		Y						Y	Y							Y							Y							Y	
	PCB 65 2,3,5,6-Tetrachlorobiphenyl	EPA 1668	MLA-010					Y		Y	Y	Y	Y	Y	Y														Y		Y	Y	Y	Y		Y	Y
		AXYS MLA-010	MLA-010		Y	Y		Y						Y	Y							Y							Y							Y	
	PCB 66 2,3',4,4'-Tetrachlorobiphenyl	EPA 1668	MLA-010					Y		Y	Y	Y	Y	Y	Y														Y		Y	Y	Y	Y		Y	Y
		AXYS MLA-010	MLA-010		Y	Y		Y						Y	Y							Y							Y							Y	
	PCB 66/80	AXYS MLA-007	MLA-007			Y										Y							Y														
		EPA 8270	MLA-007										Y																									
	PCB 67 2,3',4,5-Tetrachlorobiphenyl	EPA 1668	MLA-010					Y		Y	Y	Y	Y	Y	Y														Y		Y	Y	Y	Y		Y	Y
		EPA 8270	MLA-007										Y																									
		AXYS MLA-010	MLA-010		Y	Y		Y						Y	Y							Y							Y							Y	
	PCB 68 2,3',4,5'-Tetrachlorobiphenyl	EPA 1668	MLA-010					Y		Y	Y	Y	Y	Y	Y														Y		Y	Y	Y	Y		Y	Y
		AXYS MLA-010	MLA-010		Y	Y		Y						Y	Y							Y							Y							Y	
	PCB 69 2,3',4,6-Tetrachlorobiphenyl	EPA 1668	MLA-010					Y		Y	Y	Y	Y	Y	Y														Y		Y	Y	Y	Y		Y	Y
		EPA 8270	MLA-007										Y																									
		AXYS MLA-010	MLA-010		Y	Y		Y						Y	Y							Y							Y							Y	
	PCB 7 2,4-Dichlorobiphenyl	EPA 1668	MLA-010					Y		Y	Y	Y	Y	Y	Y														Y		Y	Y	Y	Y		Y	Y
		AXYS MLA-010	MLA-010		Y	Y		Y						Y	Y							Y							Y							Y	
	PCB 7/9	EPA 8270	MLA-007										Y																									
	PCB 70 2,3',4',5-Tetrachlorobiphenyl	EPA 1668	MLA-010					Y		Y	Y	Y	Y	Y	Y														Y		Y	Y	Y	Y		Y	Y
		AXYS MLA-010	MLA-010		Y	Y		Y						Y	Y							Y							Y							Y	
	PCB 70/76	AXYS MLA-007	MLA-007			Y										Y							Y														
		EPA 8270	MLA-007										Y																									
	PCB 71 2,3',4',6-Tetrachlorobiphenyl	EPA 1668	MLA-010					Y		Y	Y	Y	Y	Y	Y														Y		Y	Y	Y	Y		Y	Y

Accreditation Scope

AXYS Analytical Services Ltd.
file ref.: ACC-101 Rev.23

Compound Class	Compound	Accredited Method ID	AXYS Method ID	Pulp	Serum	Solids										Tissue						Urine	Water	Water, Drinking				Water, Non-Potable									
				CALA	CALA	CALA	California DPH	Florida DOH	Minnesota DOH	New Jersey DEP	New York DOH	Virginia DGS	Washington DE	Maine DOH	ANAB	CALA	Florida DOH	Minnesota DOH	New Jersey DEP	Virginia DGS	ANAB	CALA	CALA	Florida DOH	Minnesota DOH	New Jersey DEP	ANAB	California DPH	Florida DOH	Minnesota DOH	New Jersey DEP	New York DOH	Virginia DGS	Washington DE*	Maine DOH	ANAB	Pennsylvania DEP
		AXYS MLA-010	MLA-010		Y	Y		Y						Y	Y							Y						Y							Y	
	PCB 72 2,3',5,5'-Tetrachlorobiphenyl	EPA 1668	MLA-010					Y		Y	Y	Y	Y	Y	Y														Y		Y	Y	Y	Y		Y	Y
		EPA 8270	MLA-007										Y																								
		AXYS MLA-010	MLA-010		Y	Y		Y							Y	Y							Y						Y							Y	
	PCB 73 2,3',5',6-Tetrachlorobiphenyl	EPA 1668	MLA-010					Y		Y	Y	Y	Y	Y	Y														Y		Y	Y	Y	Y		Y	Y
		AXYS MLA-010	MLA-010		Y	Y		Y							Y	Y							Y						Y							Y	
	PCB 74 2,4,4',5-Tetrachlorobiphenyl	AXYS MLA-901	MLA-901		Y																																
		EPA 1668	MLA-010					Y		Y	Y	Y	Y	Y	Y														Y		Y	Y	Y	Y		Y	Y
		AXYS MLA-010	MLA-010		Y	Y		Y							Y	Y							Y						Y							Y	
	PCB 74/61	AXYS MLA-007	MLA-007			Y										Y							Y														
		EPA 8270	MLA-007										Y																								
	PCB 75 2,4,4',6-Tetrachlorobiphenyl	EPA 1668	MLA-010					Y		Y	Y	Y	Y	Y	Y														Y		Y	Y	Y	Y		Y	Y
		AXYS MLA-010	MLA-010		Y	Y		Y							Y	Y							Y						Y							Y	
	PCB 76 2,3',4',5'-Tetrachlorobiphenyl	EPA 1668	MLA-010					Y		Y	Y	Y	Y	Y	Y														Y		Y	Y	Y	Y		Y	Y
		AXYS MLA-010	MLA-010		Y	Y		Y							Y	Y							Y						Y							Y	
	PCB 77 3,3',4,4'-Tetrachlorobiphenyl	AXYS MLA-007	MLA-007			Y										Y							Y														
		EPA 1668	MLA-010					Y		Y	Y	Y	Y	Y	Y														Y		Y	Y	Y	Y		Y	Y
		EPA 8270	MLA-007										Y																								
		AXYS MLA-010	MLA-010		Y	Y		Y							Y	Y							Y						Y							Y	
	PCB 78 3,3',4,5-Tetrachlorobiphenyl	EPA 1668	MLA-010					Y		Y	Y	Y	Y	Y	Y														Y		Y	Y	Y	Y		Y	Y
		EPA 8270	MLA-007										Y																								
		AXYS MLA-010	MLA-010		Y	Y		Y							Y	Y							Y						Y							Y	
	PCB 79 3,3',4,5'-Tetrachlorobiphenyl	EPA 1668	MLA-010					Y		Y	Y	Y	Y	Y	Y														Y		Y	Y	Y	Y		Y	Y
		EPA 8270	MLA-007										Y																								
		AXYS MLA-010	MLA-010		Y	Y		Y							Y	Y							Y						Y							Y	
	PCB 8 2,4'-Dichlorobiphenyl	EPA 1668	MLA-010					Y		Y	Y	Y	Y	Y	Y														Y		Y	Y	Y	Y		Y	Y
		AXYS MLA-010	MLA-010		Y	Y		Y							Y	Y							Y						Y							Y	
	PCB 8/5	AXYS MLA-007	MLA-007			Y										Y							Y														
		EPA 8270	MLA-007										Y																								
	PCB 80 3,3',5,5'-Tetrachlorobiphenyl	EPA 1668	MLA-010					Y		Y	Y	Y	Y	Y	Y														Y		Y	Y	Y	Y		Y	Y
		AXYS MLA-010	MLA-010		Y	Y		Y							Y	Y							Y						Y							Y	
	PCB 81 3,4,4',5-Tetrachlorobiphenyl	EPA 1668	MLA-010					Y		Y	Y	Y	Y	Y	Y														Y		Y	Y	Y	Y		Y	Y
		EPA 8270	MLA-007										Y																								
		AXYS MLA-010	MLA-010		Y	Y		Y							Y	Y							Y						Y							Y	
	PCB 82 2,2',3,3',4-Pentachlorobiphenyl	EPA 1668	MLA-010					Y		Y	Y	Y	Y	Y	Y														Y		Y	Y	Y	Y		Y	Y
		EPA 8270	MLA-007										Y																								
		AXYS MLA-010	MLA-010		Y	Y		Y							Y	Y							Y						Y							Y	
	PCB 83 2,2',3,3',5-Pentachlorobiphenyl	EPA 1668	MLA-010					Y		Y	Y	Y	Y	Y	Y														Y		Y	Y	Y	Y		Y	Y
		AXYS MLA-010	MLA-010		Y	Y		Y							Y	Y							Y						Y							Y	
	PCB 83/108	AXYS MLA-007	MLA-007			Y										Y							Y														
		EPA 8270	MLA-007										Y																								
	PCB 84 2,2',3,3',6-Pentachlorobiphenyl	AXYS MLA-007	MLA-007			Y										Y							Y														
		EPA 1668	MLA-010					Y		Y	Y	Y	Y		Y														Y		Y	Y	Y	Y		Y	Y
		EPA 8270	MLA-007										Y																								
		AXYS MLA-010	MLA-010		Y	Y		Y							Y	Y							Y						Y							Y	
	PCB 85 2,2',3,4,4'-Pentachlorobiphenyl	EPA 1668	MLA-010					Y		Y	Y	Y	Y	Y	Y														Y		Y	Y	Y	Y		Y	Y
		AXYS MLA-010	MLA-010		Y	Y		Y							Y	Y							Y						Y							Y	
	PCB 85/120	AXYS MLA-007	MLA-007			Y										Y							Y														
		EPA 8270	MLA-007										Y																								
	PCB 86 2,2',3,4,5-Pentachlorobiphenyl	EPA 1668	MLA-010					Y		Y	Y	Y	Y	Y	Y														Y		Y	Y	Y	Y		Y	Y

Accreditation Scope

AXYS Analytical Services Ltd.
file ref.: ACC-101 Rev.23

Compound Class	Compound	Accredited Method ID	AXYS Method ID	Pulp	Serum	Solids										Tissue						Urine	Water	Water, Drinking				Water, Non-Potable									
				CALA	CALA	CALA	California DPH	Florida DOH	Minnesota DOH	New Jersey DEP	New York DOH	Virginia DGS	Washington DE	Maine DOH	ANAB	CALA	Florida DOH	Minnesota DOH	New Jersey DEP	Virginia DGS	ANAB	CALA	CALA	Florida DOH	Minnesota DOH	New Jersey DEP	ANAB	California DPH	Florida DOH	Minnesota DOH	New Jersey DEP	New York DOH	Virginia DGS	Washington DE*	Maine DOH	ANAB	Pennsylvania DEP
		AXYS MLA-010	MLA-010		Y	Y		Y						Y	Y							Y						Y							Y	
	PCB 87 2,2',3,4,5'-Pentachlorobiphenyl	EPA 1668	MLA-010					Y		Y	Y	Y	Y	Y	Y														Y		Y	Y	Y	Y		Y	Y
		AXYS MLA-010	MLA-010		Y	Y		Y						Y	Y								Y						Y							Y	
	PCB 87/115/116	AXYS MLA-007	MLA-007			Y										Y							Y														
		EPA 8270	MLA-007										Y																									
	PCB 88 2,2',3,4,6-Pentachlorobiphenyl	EPA 1668	MLA-010					Y		Y	Y	Y	Y	Y	Y														Y		Y	Y	Y	Y		Y	Y
		AXYS MLA-010	MLA-010		Y	Y		Y						Y	Y								Y						Y							Y	
	PCB 88/121	EPA 8270	MLA-007										Y																								
	PCB 89 2,2',3,4,6'-Pentachlorobiphenyl	EPA 1668	MLA-010					Y		Y	Y	Y	Y	Y	Y														Y		Y	Y	Y	Y		Y	Y
		AXYS MLA-010	MLA-010		Y	Y		Y						Y	Y								Y						Y							Y	
	PCB 9 2,5-Dichlorobiphenyl	EPA 1668	MLA-010					Y		Y	Y	Y	Y		Y														Y		Y	Y	Y	Y		Y	Y
		AXYS MLA-010	MLA-010		Y	Y		Y						Y	Y								Y						Y							Y	
	PCB 90 2,2',3,4',5-Pentachlorobiphenyl	EPA 1668	MLA-010					Y		Y	Y	Y	Y	Y	Y														Y		Y	Y	Y	Y		Y	Y
		AXYS MLA-010	MLA-010		Y	Y		Y						Y	Y								Y						Y							Y	
	PCB 91 2,2',3,4',6-Pentachlorobiphenyl	AXYS MLA-007	MLA-007			Y										Y							Y														
		EPA 1668	MLA-010					Y		Y	Y	Y	Y	Y	Y														Y		Y	Y	Y	Y		Y	Y
		EPA 8270	MLA-007										Y																									
		AXYS MLA-010	MLA-010		Y	Y		Y						Y	Y								Y						Y							Y	
	PCB 92 2,2',3,5,5'-Pentachlorobiphenyl	EPA 1668	MLA-010					Y		Y	Y	Y	Y	Y	Y														Y		Y	Y	Y	Y		Y	Y
		EPA 8270	MLA-007										Y																									
		AXYS MLA-010	MLA-010		Y	Y		Y						Y	Y								Y						Y							Y	
	PCB 93 2,2',3,5,6-Pentachlorobiphenyl	EPA 1668	MLA-010					Y		Y	Y	Y	Y	Y	Y														Y		Y	Y	Y	Y		Y	Y
		AXYS MLA-010	MLA-010		Y	Y		Y						Y	Y								Y						Y							Y	
	PCB 94 2,2',3,5,6'-Pentachlorobiphenyl	EPA 1668	MLA-010					Y		Y	Y	Y	Y	Y	Y														Y		Y	Y	Y	Y		Y	Y
		EPA 8270	MLA-007										Y																									
		AXYS MLA-010	MLA-010		Y	Y		Y						Y	Y								Y						Y							Y	
	PCB 95 2,2',3,5',6-Pentachlorobiphenyl	EPA 1668	MLA-010					Y		Y	Y	Y	Y	Y	Y														Y		Y	Y	Y	Y		Y	Y
		AXYS MLA-010	MLA-010		Y	Y		Y						Y	Y								Y						Y							Y	
	PCB 95/93	AXYS MLA-007	MLA-007			Y										Y							Y														
		EPA 8270	MLA-007										Y																									
	PCB 96 2,2',3,6,6'-Pentachlorobiphenyl	EPA 1668	MLA-010					Y		Y	Y	Y	Y	Y	Y														Y		Y	Y	Y	Y		Y	Y
		EPA 8270	MLA-007										Y																									
		AXYS MLA-010	MLA-010		Y	Y		Y						Y	Y								Y						Y							Y	
	PCB 97 2,2',3,4',5'-Pentachlorobiphenyl	EPA 1668	MLA-010					Y		Y	Y	Y	Y	Y	Y														Y		Y	Y	Y	Y		Y	Y
		AXYS MLA-010	MLA-010		Y	Y		Y						Y	Y								Y						Y							Y	
	PCB 97/86	AXYS MLA-007	MLA-007			Y										Y							Y														
		EPA 8270	MLA-007										Y																									
	PCB 98 2,2',3,4',6'-Pentachlorobiphenyl	EPA 1668	MLA-010					Y		Y	Y	Y	Y	Y	Y														Y		Y	Y	Y	Y		Y	Y
		AXYS MLA-010	MLA-010		Y	Y		Y						Y	Y								Y						Y							Y	
	PCB 98/102	EPA 8270	MLA-007										Y																									
	PCB 99 2,2',4,4',5-Pentachlorobiphenyl	AXYS MLA-007	MLA-007			Y										Y							Y														
		AXYS MLA-901	MLA-901		Y																																	
		EPA 1668	MLA-010					Y		Y	Y	Y	Y	Y	Y														Y		Y	Y	Y	Y		Y	Y
		EPA 8270	MLA-007										Y																									
		AXYS MLA-010	MLA-010		Y	Y		Y						Y	Y								Y						Y							Y	
	PCB Aroclor 1016	AXYS MLA-007	MLA-007			Y		Y						Y	Y								Y						Y							Y	
		EPA 1668	MLA-010					Y			Y			Y	Y														Y			Y			Y	Y		
		EPA 625	MLA-007																										Y	Y			Y	Y		Y	Y	
		EPA 8270	MLA-007				Y	Y			Y	Y			Y																							
		AXYS MLA-010	MLA-010					Y							Y															Y							Y	

Accreditation Scope

AXYS Analytical Services Ltd.
file ref.: ACC-101 Rev.23

Compound Class	Compound	Accredited Method ID	AXYS Method ID	Pulp: CALA	Serum: CALA	Solids: CALA	Solids: California DPH	Solids: Florida DOH	Solids: Minnesota DOH	Solids: New Jersey DEP	Solids: New York DOH	Solids: Virginia DGS	Solids: Washington DE	Solids: Maine DOH	Solids: ANAB	Tissue: CALA	Tissue: Florida DOH	Tissue: Minnesota DOH	Tissue: New Jersey DEP	Tissue: Virginia DGS	Tissue: ANAB	Urine: CALA	Water: CALA	Water, Drinking: Florida DOH	Water, Drinking: Minnesota DOH	Water, Drinking: New Jersey DEP	Water, Drinking: ANAB	Water, Non-Potable: California DPH	Water, Non-Potable: Florida DOH	Water, Non-Potable: Minnesota DOH	Water, Non-Potable: New Jersey DEP	Water, Non-Potable: New York DOH	Water, Non-Potable: Virginia DGS	Water, Non-Potable: Washington DE*	Water, Non-Potable: Maine DOH	Water, Non-Potable: ANAB	Water, Non-Potable: Pennsylvania DEP
	PCB Aroclor 1016/1242	EPA 8270	MLA-007										Y																							
	PCB Aroclor 1221	AXYS MLA-007	MLA-007			Y		Y							Y	Y							Y						Y							Y	
		EPA 1668	MLA-010					Y			Y				Y														Y			Y			Y	Y	
		EPA 625	MLA-007																									Y	Y			Y	Y		Y	Y	
		EPA 8270	MLA-007				Y	Y			Y	Y	Y		Y																						
		AXYS MLA-010	MLA-010					Y							Y														Y							Y	
	PCB Aroclor 1232	AXYS MLA-007	MLA-007			Y		Y							Y	Y							Y						Y							Y	
		EPA 1668	MLA-010					Y			Y				Y														Y			Y			Y	Y	
		EPA 625	MLA-007																									Y	Y			Y	Y		Y	Y	
		EPA 8270	MLA-007				Y	Y			Y	Y	Y		Y																						
		AXYS MLA-010	MLA-010					Y							Y														Y							Y	
	PCB Aroclor 1242	AXYS MLA-007	MLA-007			Y		Y							Y	Y							Y						Y							Y	
		EPA 1668	MLA-010					Y			Y				Y														Y			Y			Y	Y	
		EPA 625	MLA-007																									Y	Y			Y	Y		Y	Y	
		EPA 8270	MLA-007				Y	Y			Y	Y			Y																						
		AXYS MLA-010	MLA-010					Y							Y														Y							Y	
	PCB Aroclor 1248	AXYS MLA-007	MLA-007			Y		Y							Y	Y							Y						Y							Y	
		EPA 1668	MLA-010					Y			Y				Y														Y			Y			Y	Y	
		EPA 625	MLA-007																									Y	Y			Y	Y		Y	Y	
		EPA 8270	MLA-007				Y	Y			Y	Y			Y																						
		AXYS MLA-010	MLA-010					Y							Y														Y							Y	
	PCB Aroclor 1254	AXYS MLA-007	MLA-007			Y		Y							Y	Y							Y						Y							Y	
		EPA 1668	MLA-010					Y			Y				Y														Y			Y			Y	Y	
		EPA 625	MLA-007																									Y	Y			Y	Y		Y	Y	
		EPA 8270	MLA-007				Y	Y			Y	Y	Y		Y																						
		AXYS MLA-010	MLA-010					Y							Y														Y							Y	
	PCB Aroclor 1260	AXYS MLA-007	MLA-007			Y		Y							Y	Y							Y						Y							Y	
		EPA 1668	MLA-010					Y			Y				Y														Y			Y			Y	Y	
		EPA 625	MLA-007																									Y	Y			Y	Y		Y	Y	
		EPA 8270	MLA-007				Y	Y			Y	Y	Y		Y																						
		AXYS MLA-010	MLA-010					Y							Y														Y							Y	
	PCB Aroclor 1268	AXYS MLA-007	MLA-007			Y										Y							Y														
	PCB congeners, total	EPA 1668	MLA-010					Y			Y				Y														Y			Y			Y		
		AXYS MLA-010	MLA-010					Y							Y														Y							Y	
	Total Dichlorobiphenyls	AXYS MLA-007	MLA-007			Y										Y							Y														
		EPA 8270	MLA-007										Y																									
		AXYS MLA-010	MLA-010		Y	Y										Y							Y														
	Total Heptachlorobiphenyls	AXYS MLA-007	MLA-007			Y										Y							Y														
		EPA 8270	MLA-007										Y																									
		AXYS MLA-010	MLA-010		Y	Y										Y							Y														
	Total Hexachlorobiphenyls	AXYS MLA-007	MLA-007			Y										Y							Y														
		EPA 8270	MLA-007										Y																									
		AXYS MLA-010	MLA-010		Y	Y										Y							Y														
	Total Monochlorobiphenyls	AXYS MLA-010	MLA-010		Y	Y										Y							Y														
	Total Nonachlorobiphenyls	AXYS MLA-007	MLA-007			Y										Y							Y														
		EPA 8270	MLA-007										Y																									
		AXYS MLA-010	MLA-010		Y	Y										Y							Y														
	Total Octachlorobiphenyls	AXYS MLA-007	MLA-007			Y										Y							Y														
		EPA 8270	MLA-007										Y																									
		AXYS MLA-010	MLA-010		Y	Y										Y							Y														

Accreditation Scope

AXYS Analytical Services Ltd.
file ref.: ACC-101 Rev.23

Compound Class	Compound	Accredited Method ID	AXYS Method ID	Pulp	Serum	Solids									Tissue						Urine	Water	Water, Drinking				Water, Non-Potable								
				CALA	CALA	CALA	California DPH	Florida DOH	Minnesota DOH	New Jersey DEP	New York DOH	Virginia DGS	Washington DE	Maine DOH	ANAB	CALA	Florida DOH	Minnesota DOH	New Jersey DEP	Virginia DGS	ANAB	CALA	CALA	Florida DOH	Minnesota DOH	New Jersey DEP	ANAB	California DPH	Florida DOH	Minnesota DOH	New Jersey DEP	New York DOH	Virginia DGS	Washington DE*	Maine DOH	ANAB	Pennsylvania DEP
	Total Pentachlorobiphenyls	AXYS MLA-007	MLA-007			Y									Y							Y													
		EPA 8270	MLA-007										Y																						
		AXYS MLA-010	MLA-010		Y	Y									Y							Y													
	Total Polychlorinated biphenyls	AXYS MLA-007	MLA-007			Y									Y							Y													
	Total Tetrachlorobiphenyls	AXYS MLA-007	MLA-007			Y									Y							Y													
		EPA 8270	MLA-007										Y																						
		AXYS MLA-010	MLA-010		Y	Y									Y							Y													
	Total Trichlorobiphenyls	AXYS MLA-007	MLA-007			Y									Y							Y													
		EPA 8270	MLA-007										Y																						
		AXYS MLA-010	MLA-010		Y	Y									Y							Y													
PCDDF	1,2,3,4,6,7,8-HpCDD	EPA 1613	MLA-017										Y	Y	Y						Y							Y	Y		Y	Y	Y	Y	Y	Y
		EPA 8290	MLA-017				Y	Y		Y	Y	Y			Y		Y		Y	Y	Y								Y			Y	Y			Y	
		AXYS MLA-017	MLA-017	Y	Y	Y		Y							Y	Y	Y				Y		Y						Y							Y	
	1,2,3,4,6,7,8-HpCDF	EPA 1613	MLA-017										Y	Y	Y						Y							Y	Y		Y	Y	Y	Y	Y	Y
		EPA 8290	MLA-017				Y	Y		Y	Y	Y			Y		Y		Y	Y	Y								Y			Y	Y			Y	
		AXYS MLA-017	MLA-017	Y	Y	Y		Y							Y	Y	Y				Y		Y						Y							Y	
	1,2,3,4,7,8,9-HpCDF	EPA 1613	MLA-017										Y	Y	Y						Y							Y	Y		Y	Y	Y	Y	Y	Y
		EPA 8290	MLA-017				Y	Y		Y	Y	Y			Y		Y		Y	Y	Y								Y			Y	Y			Y	
		AXYS MLA-017	MLA-017	Y	Y	Y		Y							Y	Y	Y				Y		Y						Y							Y	
	1,2,3,4,7,8-HxCDD	EPA 1613	MLA-017										Y	Y	Y						Y							Y	Y		Y	Y	Y	Y	Y	Y
		EPA 8290	MLA-017				Y	Y		Y	Y	Y			Y		Y		Y	Y	Y								Y			Y	Y			Y	
		AXYS MLA-017	MLA-017	Y	Y	Y		Y							Y	Y	Y				Y		Y						Y							Y	
	1,2,3,4,7,8-HxCDF	EPA 1613	MLA-017										Y	Y	Y						Y							Y	Y		Y	Y	Y	Y	Y	Y
		EPA 8290	MLA-017				Y	Y		Y	Y	Y			Y		Y		Y	Y	Y								Y			Y	Y			Y	
		AXYS MLA-017	MLA-017	Y	Y	Y		Y							Y	Y	Y				Y		Y						Y							Y	
	1,2,3,6,7,8-HxCDD	EPA 1613	MLA-017										Y	Y	Y						Y							Y	Y		Y	Y	Y	Y	Y	Y
		EPA 8290	MLA-017				Y	Y		Y	Y	Y			Y		Y		Y	Y	Y								Y			Y	Y			Y	
		AXYS MLA-017	MLA-017	Y	Y	Y		Y							Y	Y	Y				Y		Y						Y							Y	
	1,2,3,6,7,8-HxCDF	EPA 1613	MLA-017										Y	Y	Y						Y							Y	Y		Y	Y	Y	Y	Y	Y
		EPA 8290	MLA-017				Y	Y		Y	Y	Y			Y		Y		Y	Y	Y								Y			Y	Y			Y	
		AXYS MLA-017	MLA-017	Y	Y	Y		Y							Y	Y	Y				Y		Y						Y							Y	
	1,2,3,7,8,9-HxCDD	EPA 1613	MLA-017										Y	Y	Y						Y							Y	Y		Y	Y	Y	Y	Y	Y
		EPA 8290	MLA-017				Y	Y		Y	Y	Y			Y		Y		Y	Y	Y								Y			Y	Y			Y	
		AXYS MLA-017	MLA-017	Y	Y	Y		Y							Y	Y	Y				Y		Y						Y							Y	
	1,2,3,7,8,9-HxCDF	EPA 1613	MLA-017										Y	Y	Y						Y							Y	Y		Y	Y	Y	Y	Y	Y
		EPA 8290	MLA-017				Y	Y		Y	Y	Y			Y		Y		Y	Y	Y								Y			Y	Y			Y	
		AXYS MLA-017	MLA-017	Y	Y	Y		Y							Y	Y	Y				Y		Y						Y							Y	
	1,2,3,7,8-PeCDD	EPA 1613	MLA-017										Y	Y	Y						Y							Y	Y		Y	Y	Y	Y	Y	Y
		EPA 8290	MLA-017				Y	Y		Y	Y	Y			Y		Y		Y	Y	Y								Y			Y	Y			Y	
		AXYS MLA-017	MLA-017	Y	Y	Y		Y							Y	Y	Y				Y		Y						Y							Y	
	1,2,3,7,8-PeCDF	EPA 1613	MLA-017										Y	Y	Y						Y							Y	Y		Y	Y	Y	Y	Y	Y
		EPA 8290	MLA-017				Y	Y		Y	Y	Y			Y		Y		Y	Y	Y								Y			Y	Y			Y	
		AXYS MLA-017	MLA-017	Y	Y	Y		Y							Y	Y	Y				Y		Y						Y							Y	
	2,3,4,6,7,8-HxCDF	EPA 1613	MLA-017										Y	Y	Y						Y							Y	Y		Y	Y	Y	Y	Y	Y
		EPA 8290	MLA-017				Y	Y		Y	Y	Y			Y		Y		Y	Y	Y								Y			Y	Y			Y	
		AXYS MLA-017	MLA-017	Y	Y	Y		Y							Y	Y	Y				Y		Y						Y							Y	
	2,3,4,7,8-PeCDF	EPA 1613	MLA-017										Y	Y	Y						Y							Y	Y		Y	Y	Y	Y	Y	Y
		EPA 8290	MLA-017				Y	Y		Y	Y	Y			Y		Y		Y	Y	Y								Y			Y	Y			Y	
		AXYS MLA-017	MLA-017	Y	Y	Y		Y							Y	Y	Y				Y		Y						Y							Y	
	2,3,7,8-TCDD	EPA 1613	MLA-017										Y	Y	Y						Y							Y	Y		Y	Y	Y	Y	Y	Y

Accreditation Scope

AXYS Analytical Services Ltd.
file ref.: ACC-101 Rev.23

Compound Class	Compound	Accredited Method ID	AXYS Method ID	Pulp	Serum	Solids									Tissue						Urine	Water	Water, Drinking				Water, Non-Potable								
				CALA	CALA	CALA	California DPH	Florida DOH	Minnesota DOH	New Jersey DEP	New York DOH	Virginia DGS	Washington DE	Maine DOH	ANAB	CALA	Florida DOH	Minnesota DOH	New Jersey DEP	Virginia DGS	ANAB	CALA	CALA	Florida DOH	Minnesota DOH	New Jersey DEP	ANAB	California DPH	Florida DOH	Minnesota DOH	New Jersey DEP	New York DOH	Virginia DGS	Washington DE*	Maine DOH	ANAB	Pennsylvania DEP
		EPA 8290	MLA-017				Y	Y		Y	Y	Y			Y		Y		Y	Y	Y								Y			Y	Y			Y	
		AXYS MLA-017	MLA-017	Y	Y	Y		Y							Y	Y	Y				Y		Y						Y							Y	
	2,3,7,8-TCDF	EPA 1613	MLA-017										Y	Y	Y						Y							Y	Y		Y	Y	Y	Y	Y	Y	
		EPA 8290	MLA-017				Y	Y		Y	Y	Y			Y		Y		Y	Y	Y								Y			Y	Y			Y	
		AXYS MLA-017	MLA-017	Y	Y	Y		Y							Y	Y	Y				Y		Y						Y							Y	
	OCDD	EPA 1613	MLA-017										Y	Y	Y						Y							Y	Y		Y	Y	Y	Y	Y	Y	
		EPA 8290	MLA-017				Y	Y		Y	Y	Y			Y		Y		Y	Y	Y								Y			Y	Y			Y	
		AXYS MLA-017	MLA-017	Y	Y	Y		Y							Y	Y	Y				Y		Y						Y							Y	
	OCDF	EPA 1613	MLA-017										Y	Y	Y						Y							Y	Y		Y	Y	Y	Y	Y	Y	
		EPA 8290	MLA-017				Y	Y		Y	Y	Y			Y		Y		Y	Y	Y								Y			Y	Y			Y	
		AXYS MLA-017	MLA-017	Y	Y	Y		Y							Y	Y	Y				Y		Y						Y							Y	
	Total HpCDD	EPA 1613	MLA-017											Y	Y						Y							Y	Y						Y	Y	
		EPA 8290	MLA-017					Y		Y		Y			Y		Y		Y	Y	Y								Y				Y			Y	
		AXYS MLA-017	MLA-017					Y							Y		Y				Y								Y							Y	
	Total HpCDF	EPA 1613	MLA-017											Y	Y						Y							Y	Y						Y	Y	
		EPA 8290	MLA-017					Y		Y		Y			Y		Y		Y	Y	Y								Y				Y			Y	
		AXYS MLA-017	MLA-017					Y							Y		Y				Y								Y							Y	
	Total HxCDD	EPA 1613	MLA-017											Y	Y						Y							Y	Y						Y	Y	
		EPA 8290	MLA-017					Y		Y		Y			Y		Y		Y	Y	Y								Y				Y			Y	
		AXYS MLA-017	MLA-017					Y							Y		Y				Y								Y							Y	
	Total HxCDF	EPA 1613	MLA-017											Y	Y						Y							Y	Y						Y	Y	
		EPA 8290	MLA-017					Y		Y		Y			Y		Y		Y	Y	Y								Y				Y			Y	
		AXYS MLA-017	MLA-017					Y							Y		Y				Y								Y							Y	
	Total PeCDD	EPA 1613	MLA-017											Y	Y						Y							Y	Y						Y	Y	
		EPA 8290	MLA-017					Y		Y		Y			Y		Y		Y	Y	Y								Y				Y			Y	
		AXYS MLA-017	MLA-017					Y							Y		Y				Y								Y							Y	
	Total PeCDF	EPA 1613	MLA-017											Y	Y						Y							Y	Y						Y	Y	
		EPA 8290	MLA-017					Y		Y		Y			Y		Y		Y	Y	Y								Y				Y			Y	
		AXYS MLA-017	MLA-017					Y							Y		Y				Y								Y							Y	
	Total TCDD	EPA 1613	MLA-017											Y	Y						Y							Y	Y						Y	Y	
		EPA 8290	MLA-017					Y		Y		Y			Y		Y		Y	Y	Y								Y				Y			Y	
		AXYS MLA-017	MLA-017					Y							Y		Y				Y								Y							Y	
	Total TCDF	EPA 1613	MLA-017											Y	Y						Y							Y	Y						Y	Y	
		EPA 8290	MLA-017					Y		Y		Y			Y		Y		Y	Y	Y								Y				Y			Y	
		AXYS MLA-017	MLA-017					Y							Y		Y				Y								Y							Y	
PFC	Perfluorobutanesulfonate (PFBS)	AXYS MLA-041	MLA-041			Y		Y	Y	Y					Y																						
		AXYS MLA-042	MLA-042		Y																																
		AXYS MLA-043	MLA-043													Y	Y	Y	Y		Y																
		AXYS MLA-060	MLA-060																				Y	Y	Y	Y	Y			Y	Y	Y					Y	
	Perfluorobutanoate (PFBA)	AXYS MLA-041	MLA-041			Y		Y	Y	Y					Y																						
		AXYS MLA-042	MLA-042		Y																																
		AXYS MLA-043	MLA-043													Y	Y	Y	Y		Y																
		AXYS MLA-060	MLA-060																				Y	Y	Y	Y	Y			Y	Y	Y					Y	
	Perfluorodecanoate (PFDA)	AXYS MLA-041	MLA-041			Y		Y	Y	Y					Y																						
		AXYS MLA-042	MLA-042		Y																																
		AXYS MLA-043	MLA-043													Y	Y	Y	Y		Y																
		AXYS MLA-060	MLA-060																				Y	Y	Y	Y	Y			Y	Y	Y					Y	
	Perfluorododecanoate (PFDoA)	AXYS MLA-041	MLA-041			Y		Y	Y	Y					Y																						
		AXYS MLA-042	MLA-042		Y																																
		AXYS MLA-043	MLA-043													Y	Y	Y	Y		Y																

Accreditation Scope

AXYS Analytical Services Ltd.
file ref.: ACC-101 Rev.23

Compound Class	Compound	Accredited Method ID	AXYS Method ID	Pulp	Serum	Solids									Tissue						Urine	Water	Water, Drinking				Water, Non-Potable							
				CALA	CALA	CALA	California DPH	Florida DOH	Minnesota DOH	New Jersey DEP	New York DOH	Virginia DGS	Washington DE	Maine DOH	ANAB	CALA	Florida DOH	Minnesota DOH	New Jersey DEP	Virginia DGS	ANAB	CALA	CALA	Florida DOH	Minnesota DOH	New Jersey DEP	ANAB	California DPH	Florida DOH	Minnesota DOH	New Jersey DEP	New York DOH	Virginia DGS	Washington DE*	Maine DOH	ANAB	Pennsylvania DEP
		AXYS MLA-060	MLA-060																			Y	Y	Y	Y	Y										Y
	Perfluoroheptanoate (PFHpA)	AXYS MLA-041	MLA-041			Y		Y	Y	Y				Y																						
		AXYS MLA-042	MLA-042		Y																															
		AXYS MLA-043	MLA-043												Y	Y	Y	Y		Y																
		AXYS MLA-060	MLA-060																			Y	Y	Y	Y	Y										Y
	Perfluorohexanesulfonate (PFHxS)	AXYS MLA-041	MLA-041			Y		Y	Y	Y				Y																						
		AXYS MLA-042	MLA-042		Y																															
		AXYS MLA-043	MLA-043												Y	Y	Y	Y		Y																
		AXYS MLA-060	MLA-060																			Y	Y	Y	Y	Y										Y
	Perfluorohexanoate (PFHxA)	AXYS MLA-041	MLA-041			Y		Y	Y	Y				Y																						
		AXYS MLA-042	MLA-042		Y																															
		AXYS MLA-043	MLA-043												Y	Y	Y	Y		Y																
		AXYS MLA-060	MLA-060																			Y	Y	Y	Y	Y										Y
	Perfluorononanoate (PFNA)	AXYS MLA-041	MLA-041			Y		Y	Y	Y				Y																						
		AXYS MLA-042	MLA-042		Y																															
		AXYS MLA-043	MLA-043												Y	Y	Y	Y		Y																
		AXYS MLA-060	MLA-060																			Y	Y	Y	Y	Y										Y
	Perfluorooctane sulfonamide (PFOSA)	AXYS MLA-041	MLA-041			Y		Y	Y	Y				Y																						
		AXYS MLA-042	MLA-042		Y																															
		AXYS MLA-043	MLA-043												Y	Y	Y	Y		Y																
		AXYS MLA-060	MLA-060																			Y	Y	Y	Y	Y										Y
	Perfluorooctanesulfonate (PFOS)	AXYS MLA-041	MLA-041			Y		Y	Y	Y				Y																						
		AXYS MLA-042	MLA-042		Y																															
		AXYS MLA-043	MLA-043												Y	Y	Y	Y		Y																
		AXYS MLA-060	MLA-060																			Y	Y	Y	Y	Y										Y
	Perfluorooctanoate (PFOA)	AXYS MLA-041	MLA-041			Y		Y	Y	Y				Y																						
		AXYS MLA-042	MLA-042		Y																															
		AXYS MLA-043	MLA-043												Y	Y	Y	Y		Y																
		AXYS MLA-060	MLA-060																			Y	Y	Y	Y	Y										Y
	Perfluoropentanoate (PFPeA)	AXYS MLA-041	MLA-041			Y		Y	Y	Y				Y																						
		AXYS MLA-042	MLA-042		Y																															
		AXYS MLA-043	MLA-043												Y	Y	Y	Y		Y																
		AXYS MLA-060	MLA-060																			Y	Y	Y	Y	Y										Y
	Perfluoroundecanoate (PFUnA)	AXYS MLA-041	MLA-041			Y		Y	Y	Y				Y																						
		AXYS MLA-042	MLA-042		Y																															
		AXYS MLA-043	MLA-043												Y	Y	Y	Y		Y																
		AXYS MLA-060	MLA-060																			Y	Y	Y	Y	Y										Y
PPCP	1,7-Dimethylxanthine	EPA 1694	MLA-075											Y																				Y		
		AXYS MLA-075	MLA-075			Y																	Y														
	10-hydroxy-amitriptyline	AXYS MLA-075	MLA-075			Y																	Y														
	2-hydroxy-ibuprofen	AXYS MLA-075	MLA-075			Y																	Y														
	4-Epianhydrochlortetracycline (EACTC)	EPA 1694	MLA-075											Y																				Y		
		AXYS MLA-075	MLA-075			Y																	Y														
	4-Epianhydrotetracycline (EATC)	EPA 1694	MLA-075											Y																				Y		
		AXYS MLA-075	MLA-075			Y																	Y														
	4-Epichlortetracycline (ECTC)	EPA 1694	MLA-075											Y																				Y		
		AXYS MLA-075	MLA-075			Y																	Y														
	4-Epioxytetracycline (EOTC)	EPA 1694	MLA-075											Y																				Y		
		AXYS MLA-075	MLA-075			Y																	Y														
	4-Epitetracycline (ETC)	EPA 1694	MLA-075											Y																				Y		

Accreditation Scope

AXYS Analytical Services Ltd.
file ref.: ACC-101 Rev.23

Compound Class	Compound	Accredited Method ID	AXYS Method ID	Pulp	Serum	Solids									Tissue						Urine	Water	Water, Drinking				Water, Non-Potable								
				CALA	CALA	CALA	California DPH	Florida DOH	Minnesota DOH	New Jersey DEP	New York DOH	Virginia DGS	Washington DE	Maine DOH	ANAB	CALA	Florida DOH	Minnesota DOH	New Jersey DEP	Virginia DGS	ANAB	CALA	CALA	Florida DOH	Minnesota DOH	New Jersey DEP	ANAB	California DPH	Florida DOH	Minnesota DOH	New Jersey DEP	New York DOH	Virginia DGS	Washington DE*	Maine DOH	ANAB	Pennsylvania DEP
		AXYS MLA-075	MLA-075			Y																Y													
	Acetaminophen	EPA 1694	MLA-075											Y																				Y	
		AXYS MLA-075	MLA-075			Y																Y													
	Albuterol	EPA 1694	MLA-075											Y																				Y	
		AXYS MLA-075	MLA-075			Y																Y													
	Alprazolam	AXYS MLA-075	MLA-075			Y																Y													
	Amitriptyline	AXYS MLA-075	MLA-075			Y																Y													
	Amlodipine	AXYS MLA-075	MLA-075			Y																Y													
	Amphetamine	AXYS MLA-075	MLA-075			Y																Y													
	Anhydrochlortetracycline (ACTC)	EPA 1694	MLA-075											Y																				Y	
		AXYS MLA-075	MLA-075			Y																Y													
	Anhydrotetracycline (ATC)	EPA 1694	MLA-075											Y																				Y	
		AXYS MLA-075	MLA-075			Y																Y													
	Atenolol	AXYS MLA-075	MLA-075			Y																Y													
	Atorvastatin	AXYS MLA-075	MLA-075			Y																Y													
	Azithromycin	EPA 1694	MLA-075											Y																				Y	
		AXYS MLA-075	MLA-075			Y																Y													
	Benzoylecgonine	AXYS MLA-075	MLA-075			Y																Y													
	Benztropine	AXYS MLA-075	MLA-075			Y																Y													
	Betamethasone	AXYS MLA-075	MLA-075			Y																Y													
	Bisphenol A	EPA 1694	MLA-075											Y																				Y	
		AXYS MLA-075	MLA-075			Y																Y													
	Caffeine	EPA 1694	MLA-075											Y																				Y	
		AXYS MLA-075	MLA-075			Y																Y													
	Carbadox	EPA 1694	MLA-075											Y																				Y	
		AXYS MLA-075	MLA-075			Y																Y													
	Carbamazepine	EPA 1694	MLA-075											Y																				Y	
		AXYS MLA-075	MLA-075			Y																Y													
	Cefotaxime	EPA 1694	MLA-075											Y																				Y	
		AXYS MLA-075	MLA-075			Y																Y													
	Chlortetracycline (CTC)	EPA 1694	MLA-075											Y																				Y	
		AXYS MLA-075	MLA-075			Y																Y													
	Cimetidine	EPA 1694	MLA-075											Y																				Y	
		AXYS MLA-075	MLA-075			Y																Y													
	Ciprofloxacin	EPA 1694	MLA-075											Y																				Y	
		AXYS MLA-075	MLA-075			Y																Y													
	Clarithromycin	EPA 1694	MLA-075											Y																				Y	
		AXYS MLA-075	MLA-075			Y																Y													
	Clinafloxacin	EPA 1694	MLA-075											Y																				Y	
		AXYS MLA-075	MLA-075			Y																Y													
	Clonidine	AXYS MLA-075	MLA-075			Y																Y													
	Cloxacillin	EPA 1694	MLA-075											Y																				Y	
		AXYS MLA-075	MLA-075			Y																Y													
	Cocaine	AXYS MLA-075	MLA-075			Y																Y													
	Codeine	EPA 1694	MLA-075											Y																				Y	
		AXYS MLA-075	MLA-075			Y																Y													
	Cotinine	EPA 1694	MLA-075											Y																				Y	
		AXYS MLA-075	MLA-075			Y																Y													
	DEET (N,N-diethyl-m-toluamide)	AXYS MLA-075	MLA-075			Y																Y													
	Dehydronifedipine	EPA 1694	MLA-075											Y																				Y	

Accreditation Scope

AXYS Analytical Services Ltd.
file ref.: ACC-101 Rev.23

Compound Class	Compound	Accredited Method ID	AXYS Method ID	Pulp	Serum	Solids									Tissue							Urine	Water	Water, Drinking				Water, Non-Potable									
				CALA	CALA	CALA	California DPH	Florida DOH	Minnesota DOH	New Jersey DEP	New York DOH	Virginia DGS	Washington DE	Maine DOH	ANAB	CALA	Florida DOH	Minnesota DOH	New Jersey DEP	Virginia DGS	ANAB	CALA	CALA	Florida DOH	Minnesota DOH	New Jersey DEP	ANAB	California DPH	Florida DOH	Minnesota DOH	New Jersey DEP	New York DOH	Virginia DGS	Washington DE*	Maine DOH	ANAB	Pennsylvania DEP
		AXYS MLA-075	MLA-075			Y																	Y													
	Demeclocycline	EPA 1694	MLA-075											Y																					Y		
		AXYS MLA-075	MLA-075			Y																	Y													
	Desmethyldiltiazem	AXYS MLA-075	MLA-075			Y																	Y													
	Diazepam	AXYS MLA-075	MLA-075			Y																	Y													
	Digoxigenin	EPA 1694	MLA-075											Y																					Y		
		AXYS MLA-075	MLA-075			Y																	Y													
	Digoxin	EPA 1694	MLA-075											Y																					Y		
		AXYS MLA-075	MLA-075			Y																	Y													
	Diltiazem	EPA 1694	MLA-075											Y																					Y		
		AXYS MLA-075	MLA-075			Y																	Y													
	Diphenhydramine	EPA 1694	MLA-075											Y																					Y		
		AXYS MLA-075	MLA-075			Y																	Y													
	Doxycycline	EPA 1694	MLA-075											Y																					Y		
		AXYS MLA-075	MLA-075			Y																	Y													
	Enalapril	EPA 1694	MLA-075											Y																					Y		
		AXYS MLA-075	MLA-075			Y																	Y													
	Enrofloxacin	EPA 1694	MLA-075											Y																					Y		
		AXYS MLA-075	MLA-075			Y																	Y													
	Erythromycin	AXYS MLA-075	MLA-075			Y																	Y													
	Erythromycin anydrate	EPA 1694	MLA-075											Y																					Y		
	Flumequine	EPA 1694	MLA-075											Y																					Y		
		AXYS MLA-075	MLA-075			Y																	Y													
	Fluocinonide	AXYS MLA-075	MLA-075			Y																	Y													
	Fluoxetine	EPA 1694	MLA-075											Y																					Y		
		AXYS MLA-075	MLA-075			Y																	Y													
	Fluticasone propionate	AXYS MLA-075	MLA-075			Y																	Y													
	Furosemide	AXYS MLA-075	MLA-075			Y																	Y													
	Gemfibrozil	EPA 1694	MLA-075											Y																					Y		
		AXYS MLA-075	MLA-075			Y																	Y													
	Glipizide	AXYS MLA-075	MLA-075			Y																	Y													
	Glyburide	AXYS MLA-075	MLA-075			Y																	Y													
	Hydrochlorothiazide	AXYS MLA-075	MLA-075			Y																	Y													
	Hydrocodone	AXYS MLA-075	MLA-075			Y																	Y													
	Hydrocortisone	AXYS MLA-075	MLA-075			Y																	Y													
	Ibuprofen	EPA 1694	MLA-075											Y																					Y		
		AXYS MLA-075	MLA-075			Y																	Y													
	Isochlortetracycline (ICTC)	EPA 1694	MLA-075											Y																					Y		
		AXYS MLA-075	MLA-075			Y																	Y													
	Lincomycin	EPA 1694	MLA-075											Y																					Y		
		AXYS MLA-075	MLA-075			Y																	Y													
	Lomefloxacin	EPA 1694	MLA-075											Y																					Y		
		AXYS MLA-075	MLA-075			Y																	Y													
	Meprobamate	AXYS MLA-075	MLA-075			Y																	Y													
	Metformin	EPA 1694	MLA-075											Y																					Y		
		AXYS MLA-075	MLA-075			Y																	Y													
	Methylprednisolone	AXYS MLA-075	MLA-075			Y																	Y													
	Metoprolol	AXYS MLA-075	MLA-075			Y																	Y													
	Miconazole	EPA 1694	MLA-075											Y																					Y		
		AXYS MLA-075	MLA-075			Y																	Y													

Accreditation Scope

AXYS Analytical Services Ltd.
file ref.: ACC-101 Rev.23

Compound Class	Compound	Accredited Method ID	AXYS Method ID	Pulp	Serum	Solids									Tissue							Urine	Water	Water, Drinking				Water, Non-Potable									
				CALA	CALA	CALA	California DPH	Florida DOH	Minnesota DOH	New Jersey DEP	New York DOH	Virginia DGS	Washington DE	Maine DOH	ANAB	CALA	Florida DOH	Minnesota DOH	New Jersey DEP	Virginia DGS	ANAB	CALA	CALA	Florida DOH	Minnesota DOH	New Jersey DEP	ANAB	California DPH	Florida DOH	Minnesota DOH	New Jersey DEP	New York DOH	Virginia DGS	Washington DE*	Maine DOH	ANAB	Pennsylvania DEP
	Minocycline	EPA 1694	MLA-075											Y																				Y		
		AXYS MLA-075	MLA-075			Y																	Y														
	Naproxen	EPA 1694	MLA-075											Y																					Y		
		AXYS MLA-075	MLA-075			Y																	Y														
	Norfloxacin	EPA 1694	MLA-075											Y																					Y		
		AXYS MLA-075	MLA-075			Y																	Y														
	Norfluoxetine	AXYS MLA-075	MLA-075			Y																	Y														
	Norgestimate	EPA 1694	MLA-075											Y																					Y		
		AXYS MLA-075	MLA-075			Y																	Y														
	Norverapamil	AXYS MLA-075	MLA-075			Y																	Y														
	Ofloxacin	EPA 1694	MLA-075											Y																					Y		
		AXYS MLA-075	MLA-075			Y																	Y														
	Ormetoprim	EPA 1694	MLA-075											Y																					Y		
		AXYS MLA-075	MLA-075			Y																	Y														
	Oxacillin	EPA 1694	MLA-075											Y																					Y		
		AXYS MLA-075	MLA-075			Y																	Y														
	Oxolinic acid	EPA 1694	MLA-075											Y																					Y		
		AXYS MLA-075	MLA-075			Y																	Y														
	Oxycodone	EPA 1694	MLA-075											Y																					Y		
		AXYS MLA-075	MLA-075			Y																	Y														
	Oxytetracycline (OTC)	EPA 1694	MLA-075											Y																					Y		
		AXYS MLA-075	MLA-075			Y																	Y														
	Paroxetine	EPA 1694	MLA-075											Y																					Y		
		AXYS MLA-075	MLA-075			Y																	Y														
	Penicillin G	EPA 1694	MLA-075											Y																					Y		
		AXYS MLA-075	MLA-075			Y																	Y														
	Penicillin V	EPA 1694	MLA-075											Y																					Y		
		AXYS MLA-075	MLA-075			Y																	Y														
	Prednisolone	AXYS MLA-075	MLA-075			Y																	Y														
	Prednisone	AXYS MLA-075	MLA-075			Y																	Y														
	Promethazine	AXYS MLA-075	MLA-075			Y																	Y														
	Propoxyphene	AXYS MLA-075	MLA-075			Y																	Y														
	Propranolol	AXYS MLA-075	MLA-075			Y																	Y														
	Ranitidine	EPA 1694	MLA-075											Y																					Y		
		AXYS MLA-075	MLA-075			Y																	Y														
	Roxithromycin	EPA 1694	MLA-075											Y																					Y		
		AXYS MLA-075	MLA-075			Y																	Y														
	Sarafloxacin	EPA 1694	MLA-075											Y																					Y		
		AXYS MLA-075	MLA-075			Y																	Y														
	Sertraline	AXYS MLA-075	MLA-075			Y																	Y														
	Simvastatin	AXYS MLA-075	MLA-075			Y																	Y														
	Sulfachloropyridazine	EPA 1694	MLA-075											Y																					Y		
		AXYS MLA-075	MLA-075			Y																	Y														
	Sulfadiazine	EPA 1694	MLA-075											Y																					Y		
		AXYS MLA-075	MLA-075			Y																	Y														
	Sulfadimethoxine	EPA 1694	MLA-075											Y																					Y		
		AXYS MLA-075	MLA-075			Y																	Y														
	Sulfamerazine	EPA 1694	MLA-075											Y																					Y		
		AXYS MLA-075	MLA-075			Y																	Y														
	Sulfamethazine	EPA 1694	MLA-075											Y																					Y		

Accreditation Scope

AXYS Analytical Services Ltd.
file ref.: ACC-101 Rev.23

Compound Class	Compound	Accredited Method ID	AXYS Method ID	Pulp	Serum	Solids									Tissue						Urine	Water	Water, Drinking				Water, Non-Potable								
				CALA	CALA	CALA	California DPH	Florida DOH	Minnesota DOH	New Jersey DEP	New York DOH	Virginia DGS	Washington DE	Maine DOH	ANAB	CALA	Florida DOH	Minnesota DOH	New Jersey DEP	Virginia DGS	ANAB	CALA	CALA	Florida DOH	Minnesota DOH	New Jersey DEP	ANAB	California DPH	Florida DOH	Minnesota DOH	New Jersey DEP	New York DOH	Virginia DGS	Washington DE*	Maine DOH	ANAB	Pennsylvania DEP
		AXYS MLA-075	MLA-075			Y																Y													
	Sulfamethizole	EPA 1694	MLA-075											Y																				Y	
		AXYS MLA-075	MLA-075			Y																Y													
	Sulfamethoxazole	EPA 1694	MLA-075											Y																				Y	
		AXYS MLA-075	MLA-075			Y																Y													
	Sulfanilamide	EPA 1694	MLA-075											Y																				Y	
		AXYS MLA-075	MLA-075			Y																Y													
	Sulfathiazole	EPA 1694	MLA-075											Y																				Y	
		AXYS MLA-075	MLA-075			Y																Y													
	Tetracycline (TC)	EPA 1694	MLA-075											Y																				Y	
		AXYS MLA-075	MLA-075			Y																Y													
	Theophylline	AXYS MLA-075	MLA-075			Y																Y													
	Thiabendazole	EPA 1694	MLA-075											Y																				Y	
		AXYS MLA-075	MLA-075			Y																Y													
	Trenbolone	AXYS MLA-075	MLA-075			Y																Y													
	Trenbolone acetate	AXYS MLA-075	MLA-075			Y																Y													
	Triamterene	AXYS MLA-075	MLA-075			Y																Y													
	Triclocarban	EPA 1694	MLA-075											Y																				Y	
		AXYS MLA-075	MLA-075			Y																Y													
	Triclosan	EPA 1694	MLA-075											Y																				Y	
		AXYS MLA-075	MLA-075			Y																Y													
	Trimethoprim	EPA 1694	MLA-075											Y																				Y	
		AXYS MLA-075	MLA-075			Y																Y													
	Tylosin	EPA 1694	MLA-075											Y																				Y	
		AXYS MLA-075	MLA-075			Y																Y													
	Valsartan	AXYS MLA-075	MLA-075			Y																Y													
	Verapamil	AXYS MLA-075	MLA-075			Y																Y													
	Virginiamycin	EPA 1694	MLA-075											Y																				Y	
		AXYS MLA-075	MLA-075			Y																Y													
	Warfarin	EPA 1694	MLA-075											Y																				Y	
		AXYS MLA-075	MLA-075			Y																Y													
Targeted Metabolites	11, 14, 17-eicosatrienoic acid (eicosatrienoic acid)	AXYS MLM-001	MLM-001												Y																				
	11, 14-eicosadienoic acid	AXYS MLM-001	MLM-001												Y																				
	3-hydroxytyrosine	AXYS MLM-001	MLM-001												Y																				
	Acetylcarnitine	AXYS MLM-001	MLM-001												Y																				
	Acetylornithine	AXYS MLM-001	MLM-001												Y																				
	Alanine	AXYS MLM-001	MLM-001												Y																				
	alpha-Aminoadipic acid	AXYS MLM-001	MLM-001												Y																				
	Arginine	AXYS MLM-001	MLM-001												Y																				
	Asparagine	AXYS MLM-001	MLM-001												Y																				
	Aspartate	AXYS MLM-001	MLM-001												Y																				
	Asymmetric dimethylarginine	AXYS MLM-001	MLM-001												Y																				
	Butenylcarnitine	AXYS MLM-001	MLM-001												Y																				
	Butyrylcarnitine	AXYS MLM-001	MLM-001												Y																				
	C22:5 ISOMER 1 (tentatively all-cis-4, 8, 12, 15, 19-docosapentaenoic acid)	AXYS MLM-001	MLM-001												Y																				
	C22:5 ISOMER 2 (all-cis-7,10,13,16,19-docosapentaenoic acid (DPA)	AXYS MLM-001	MLM-001												Y																				
	C22:5 ISOMER 3 (tentatively all-cis-4, 7, 10, 13, 16-docosapentaenoic acid)	AXYS MLM-001	MLM-001												Y																				
	Carnitine	AXYS MLM-001	MLM-001												Y																				
	Carnosine	AXYS MLM-001	MLM-001												Y																				
	chenodeoxycholic acid	AXYS MLM-001	MLM-001												Y																				

Accreditation Scope

AXYS Analytical Services Ltd.
file ref.: ACC-101 Rev.23

Compound Class	Compound	Accredited Method ID	AXYS Method ID	Pulp: CALA	Serum: CALA	Solids: CALA	Solids: California DPH	Solids: Florida DOH	Solids: Minnesota DOH	Solids: New Jersey DEP	Solids: New York DOH	Solids: Virginia DGS	Solids: Washington DE	Solids: Maine DOH	Solids: ANAB	Tissue: CALA	Tissue: Florida DOH	Tissue: Minnesota DOH	Tissue: New Jersey DEP	Tissue: Virginia DGS	Tissue: ANAB	Urine: CALA	Water: CALA	Water, Drinking: Florida DOH	Water, Drinking: Minnesota DOH	Water, Drinking: New Jersey DEP	Water, Drinking: ANAB	Water, Non-Potable: California DPH	Water, Non-Potable: Florida DOH	Water, Non-Potable: Minnesota DOH	Water, Non-Potable: New Jersey DEP	Water, Non-Potable: New York DOH	Water, Non-Potable: Virginia DGS	Water, Non-Potable: Washington DE*	Water, Non-Potable: Maine DOH	Water, Non-Potable: ANAB	Water, Non-Potable: Pennsylvania DEP
	cholic acid	AXYS MLM-001	MLM-001													Y																				
	Citrulline	AXYS MLM-001	MLM-001													Y																				
	Creatinine	AXYS MLM-001	MLM-001													Y																				
	Decadienylcarnitine	AXYS MLM-001	MLM-001													Y																				
	decanoic acid (capric acid)	AXYS MLM-001	MLM-001													Y																				
	Decanoylcarnitine	AXYS MLM-001	MLM-001													Y																				
	Decenoylcarnitine	AXYS MLM-001	MLM-001													Y																				
	deoxycholic acid	AXYS MLM-001	MLM-001													Y																				
	docosahexaenoic acid (DHA)	AXYS MLM-001	MLM-001													Y																				
	docosatetraenoic acid (adrenic acid)	AXYS MLM-001	MLM-001													Y																				
	Dodecanedioylcarnitine	AXYS MLM-001	MLM-001													Y																				
	Dodecanoylcarnitine	AXYS MLM-001	MLM-001													Y																				
	Dodecenoylcarnitine	AXYS MLM-001	MLM-001													Y																				
	Dopamine	AXYS MLM-001	MLM-001													Y																				
	eicosapentaenoic acid (EPA)	AXYS MLM-001	MLM-001													Y																				
	Eicosatetraenoic acid (arachidonic acid)	AXYS MLM-001	MLM-001													Y																				
	eicosatrienoic acid (dihomo-γ-linolenic acid)	AXYS MLM-001	MLM-001													Y																				
	Glutaconylcarnitine	AXYS MLM-001	MLM-001													Y																				
	Glutamate	AXYS MLM-001	MLM-001													Y																				
	Glutamine	AXYS MLM-001	MLM-001													Y																				
	Glutarylcarnitine (Hydroxyhexanoylcarnitine)	AXYS MLM-001	MLM-001													Y																				
	Glycine	AXYS MLM-001	MLM-001													Y																				
	glycochenodeoxycholic acid	AXYS MLM-001	MLM-001													Y																				
	glycocholic acid	AXYS MLM-001	MLM-001													Y																				
	glycodeoxycholic acid	AXYS MLM-001	MLM-001													Y																				
	Hexadecadienylcarnitine	AXYS MLM-001	MLM-001													Y																				
	hexadecanoic acid (palmitic acid)	AXYS MLM-001	MLM-001													Y																				
	Hexadecanoylcarnitine	AXYS MLM-001	MLM-001													Y																				
	hexadecenoic acid (palmitoleic acid)	AXYS MLM-001	MLM-001													Y																				
	Hexadecenoylcarnitine	AXYS MLM-001	MLM-001													Y																				
	Hexanoylcarnitine (Fumarylcarnitine)	AXYS MLM-001	MLM-001													Y																				
	Hexenoylcarnitine	AXYS MLM-001	MLM-001													Y																				
	Hexose (sum isomers)	AXYS MLM-001	MLM-001													Y																				
	Histamine	AXYS MLM-001	MLM-001													Y																				
	Histidine	AXYS MLM-001	MLM-001													Y																				
	Hydroxyhexadecadienylcarnitine	AXYS MLM-001	MLM-001													Y																				
	Hydroxyhexadecanoylcarnitine	AXYS MLM-001	MLM-001													Y																				
	Hydroxyhexadecenoylcarnitine	AXYS MLM-001	MLM-001													Y																				
	Hydroxylbutyrylcarnitine	AXYS MLM-001	MLM-001													Y																				
	Hydroxyoctadecenoylcarnitine	AXYS MLM-001	MLM-001													Y																				
	Hydroxyproline	AXYS MLM-001	MLM-001													Y																				
	Hydroxypropionylcarnitine	AXYS MLM-001	MLM-001													Y																				
	Hydroxysphingomyeline C14:1	AXYS MLM-001	MLM-001													Y																				
	Hydroxysphingomyeline C16:1	AXYS MLM-001	MLM-001													Y																				
	Hydroxysphingomyeline C22:1	AXYS MLM-001	MLM-001													Y																				
	Hydroxysphingomyeline C22:2	AXYS MLM-001	MLM-001													Y																				
	Hydroxysphingomyeline C24:1	AXYS MLM-001	MLM-001													Y																				
	Hydroxytetradecadienylcarnitine	AXYS MLM-001	MLM-001													Y																				
	Hydroxytetradecenoylcarnitine	AXYS MLM-001	MLM-001													Y																				
	Hydroxyvalerylcarnitine (Methylmalonylcarnitine)	AXYS MLM-001	MLM-001													Y																				

Accreditation Scope

AXYS Analytical Services Ltd.
file ref.: ACC-101 Rev.23

Compound Class	Compound	Accredited Method ID	AXYS Method ID	Pulp		Serum		Solids										Tissue						Urine		Water		Water, Drinking				Water, Non-Potable									
				CALA		CALA		CALA	California DPH	Florida DOH	Minnesota DOH	New Jersey DEP	New York DOH	Virginia DGS	Washington DE	Maine DOH	ANAB	CALA	Florida DOH	Minnesota DOH	New Jersey DEP	Virginia DGS	ANAB	CALA		CALA		Florida DOH	Minnesota DOH	New Jersey DEP	ANAB	California DPH	Florida DOH	Minnesota DOH	New Jersey DEP	New York DOH	Virginia DGS	Washington DE*	Maine DOH	ANAB	Pennsylvania DEP
	Isoleucine	AXYS MLM-001	MLM-001															Y																							
	Kynurenine	AXYS MLM-001	MLM-001															Y																							
	Leucine	AXYS MLM-001	MLM-001															Y																							
	lithocholic acid	AXYS MLM-001	MLM-001															Y																							
	Lysine	AXYS MLM-001	MLM-001															Y																							
	lysoPhosphatidylcholine acyl C14:0	AXYS MLM-001	MLM-001															Y																							
	lysoPhosphatidylcholine acyl C16:0	AXYS MLM-001	MLM-001															Y																							
	lysoPhosphatidylcholine acyl C16:1	AXYS MLM-001	MLM-001															Y																							
	lysoPhosphatidylcholine acyl C17:0	AXYS MLM-001	MLM-001															Y																							
	lysoPhosphatidylcholine acyl C18:0	AXYS MLM-001	MLM-001															Y																							
	lysoPhosphatidylcholine acyl C18:1	AXYS MLM-001	MLM-001															Y																							
	lysoPhosphatidylcholine acyl C18:2	AXYS MLM-001	MLM-001															Y																							
	lysoPhosphatidylcholine acyl C20:3	AXYS MLM-001	MLM-001															Y																							
	lysoPhosphatidylcholine acyl C20:4	AXYS MLM-001	MLM-001															Y																							
	lysoPhosphatidylcholine acyl C24:0	AXYS MLM-001	MLM-001															Y																							
	lysoPhosphatidylcholine acyl C26:1	AXYS MLM-001	MLM-001															Y																							
	lysoPhosphatidylcholine acyl C28:0	AXYS MLM-001	MLM-001															Y																							
	lysoPhosphatidylcholine acyl C28:1	AXYS MLM-001	MLM-001															Y																							
	Methionine	AXYS MLM-001	MLM-001															Y																							
	Methioninesulfoxide	AXYS MLM-001	MLM-001															Y																							
	Methylglutarylcarnitine	AXYS MLM-001	MLM-001															Y																							
	Nitrotyrosine	AXYS MLM-001	MLM-001															Y																							
	Nonaylcarnitine	AXYS MLM-001	MLM-001															Y																							
	octadecadienoic acid (linoleic acid)	AXYS MLM-001	MLM-001															Y																							
	Octadecadienylcarnitine	AXYS MLM-001	MLM-001															Y																							
	octadecanoic acid (stearic acid)	AXYS MLM-001	MLM-001															Y																							
	Octadecanoylcarnitine	AXYS MLM-001	MLM-001															Y																							
	octadecatrienoic acid (γ-linolenic acid)	AXYS MLM-001	MLM-001															Y																							
	Octadecenoylcarnitine	AXYS MLM-001	MLM-001															Y																							
	Octanoylcarnitine	AXYS MLM-001	MLM-001															Y																							
	Ornithine	AXYS MLM-001	MLM-001															Y																							
	Phenylalanine	AXYS MLM-001	MLM-001															Y																							
	Phenylethylamine	AXYS MLM-001	MLM-001															Y																							
	Phosphatidylcholine acyl-alkyl C30:0	AXYS MLM-001	MLM-001															Y																							
	Phosphatidylcholine acyl-alkyl C30:1	AXYS MLM-001	MLM-001															Y																							
	Phosphatidylcholine acyl-alkyl C30:2	AXYS MLM-001	MLM-001															Y																							
	Phosphatidylcholine acyl-alkyl C32:1	AXYS MLM-001	MLM-001															Y																							
	Phosphatidylcholine acyl-alkyl C32:2	AXYS MLM-001	MLM-001															Y																							
	Phosphatidylcholine acyl-alkyl C34:0	AXYS MLM-001	MLM-001															Y																							
	Phosphatidylcholine acyl-alkyl C34:1	AXYS MLM-001	MLM-001															Y																							
	Phosphatidylcholine acyl-alkyl C34:2	AXYS MLM-001	MLM-001															Y																							
	Phosphatidylcholine acyl-alkyl C34:3	AXYS MLM-001	MLM-001															Y																							
	Phosphatidylcholine acyl-alkyl C36:0	AXYS MLM-001	MLM-001															Y																							
	Phosphatidylcholine acyl-alkyl C36:1	AXYS MLM-001	MLM-001															Y																							
	Phosphatidylcholine acyl-alkyl C36:2	AXYS MLM-001	MLM-001															Y																							
	Phosphatidylcholine acyl-alkyl C36:3	AXYS MLM-001	MLM-001															Y																							
	Phosphatidylcholine acyl-alkyl C36:4	AXYS MLM-001	MLM-001															Y																							
	Phosphatidylcholine acyl-alkyl C36:5	AXYS MLM-001	MLM-001															Y																							
	Phosphatidylcholine acyl-alkyl C38:0	AXYS MLM-001	MLM-001															Y																							
	Phosphatidylcholine acyl-alkyl C38:1	AXYS MLM-001	MLM-001															Y																							
	Phosphatidylcholine acyl-alkyl C38:2	AXYS MLM-001	MLM-001															Y																							
	Phosphatidylcholine acyl-alkyl C38:3	AXYS MLM-001	MLM-001															Y																							
	Phosphatidylcholine acyl-alkyl C38:5	AXYS MLM-001	MLM-001															Y																							
	Phosphatidylcholine acyl-alkyl C38:6	AXYS MLM-001	MLM-001															Y																							
	Phosphatidylcholine acyl-alkyl C40:1	AXYS MLM-001	MLM-001															Y																							
	Phosphatidylcholine acyl-alkyl C40:2	AXYS MLM-001	MLM-001															Y																							
	Phosphatidylcholine acyl-alkyl C40:3	AXYS MLM-001	MLM-001															Y																							

Accreditation Scope

AXYS Analytical Services Ltd.
file ref.: ACC-101 Rev.23

				Pulp	Serum	Solids										Tissue						Urine	Water	Water, Drinking				Water, Non-Potable								
Compound Class	Compound	Accredited Method ID	AXYS Method ID	CALA	CALA	CALA	California DPH	Florida DOH	Minnesota DOH	New Jersey DEP	New York DOH	Virginia DGS	Washington DE	Maine DOH	ANAB	CALA	Florida DOH	Minnesota DOH	New Jersey DEP	Virginia DGS	ANAB	CALA	CALA	Florida DOH	Minnesota DOH	New Jersey DEP	ANAB	California DPH	Florida DOH	Minnesota DOH	New Jersey DEP	New York DOH	Virginia DGS	Washington DE*	Maine DOH	ANAB	Pennsylvania DEP
	Phosphatidylcholine acyl-alkyl C40:4	AXYS MLM-001	MLM-001													Y																				
	Phosphatidylcholine acyl-alkyl C40:5	AXYS MLM-001	MLM-001													Y																				
	Phosphatidylcholine acyl-alkyl C40:6	AXYS MLM-001	MLM-001													Y																				
	Phosphatidylcholine acyl-alkyl C42:0	AXYS MLM-001	MLM-001													Y																				
	Phosphatidylcholine acyl-alkyl C42:1	AXYS MLM-001	MLM-001													Y																				
	Phosphatidylcholine acyl-alkyl C42:2	AXYS MLM-001	MLM-001													Y																				
	Phosphatidylcholine acyl-alkyl C42:3	AXYS MLM-001	MLM-001													Y																				
	Phosphatidylcholine acyl-alkyl C42:4	AXYS MLM-001	MLM-001													Y																				
	Phosphatidylcholine acyl-alkyl C42:5	AXYS MLM-001	MLM-001													Y																				
	Phosphatidylcholine acyl-alkyl C44:3	AXYS MLM-001	MLM-001													Y																				
	Phosphatidylcholine acyl-alkyl C44:4	AXYS MLM-001	MLM-001													Y																				
	Phosphatidylcholine acyl-alkyl C44:5	AXYS MLM-001	MLM-001													Y																				
	Phosphatidylcholine acyl-alkyl C44:6	AXYS MLM-001	MLM-001													Y																				
	Phosphatidylcholine diacyl C24:0	AXYS MLM-001	MLM-001													Y																				
	Phosphatidylcholine diacyl C26:0	AXYS MLM-001	MLM-001													Y																				
	Phosphatidylcholine diacyl C28:1	AXYS MLM-001	MLM-001													Y																				
	Phosphatidylcholine diacyl C30:0	AXYS MLM-001	MLM-001													Y																				
	Phosphatidylcholine diacyl C30:2	AXYS MLM-001	MLM-001													Y																				
	Phosphatidylcholine diacyl C32:0	AXYS MLM-001	MLM-001													Y																				
	Phosphatidylcholine diacyl C32:1	AXYS MLM-001	MLM-001													Y																				
	Phosphatidylcholine diacyl C32:2	AXYS MLM-001	MLM-001													Y																				
	Phosphatidylcholine diacyl C32:3	AXYS MLM-001	MLM-001													Y																				
	Phosphatidylcholine diacyl C34:1	AXYS MLM-001	MLM-001													Y																				
	Phosphatidylcholine diacyl C34:2	AXYS MLM-001	MLM-001													Y																				
	Phosphatidylcholine diacyl C34:3	AXYS MLM-001	MLM-001													Y																				
	Phosphatidylcholine diacyl C34:4	AXYS MLM-001	MLM-001													Y																				
	Phosphatidylcholine diacyl C36:0	AXYS MLM-001	MLM-001													Y																				
	Phosphatidylcholine diacyl C36:1	AXYS MLM-001	MLM-001													Y																				
	Phosphatidylcholine diacyl C36:2	AXYS MLM-001	MLM-001													Y																				
	Phosphatidylcholine diacyl C36:3	AXYS MLM-001	MLM-001													Y																				
	Phosphatidylcholine diacyl C36:4	AXYS MLM-001	MLM-001													Y																				
	Phosphatidylcholine diacyl C36:5	AXYS MLM-001	MLM-001													Y																				
	Phosphatidylcholine diacyl C36:6	AXYS MLM-001	MLM-001													Y																				
	Phosphatidylcholine diacyl C38:0	AXYS MLM-001	MLM-001													Y																				
	Phosphatidylcholine diacyl C38:1	AXYS MLM-001	MLM-001													Y																				
	Phosphatidylcholine diacyl C38:3	AXYS MLM-001	MLM-001													Y																				
	Phosphatidylcholine diacyl C38:4	AXYS MLM-001	MLM-001													Y																				
	Phosphatidylcholine diacyl C38:5	AXYS MLM-001	MLM-001													Y																				
	Phosphatidylcholine diacyl C38:6	AXYS MLM-001	MLM-001													Y																				
	Phosphatidylcholine diacyl C40:1	AXYS MLM-001	MLM-001													Y																				
	Phosphatidylcholine diacyl C40:2	AXYS MLM-001	MLM-001													Y																				
	Phosphatidylcholine diacyl C40:3	AXYS MLM-001	MLM-001													Y																				
	Phosphatidylcholine diacyl C40:4	AXYS MLM-001	MLM-001													Y																				
	Phosphatidylcholine diacyl C40:5	AXYS MLM-001	MLM-001													Y																				
	Phosphatidylcholine diacyl C40:6	AXYS MLM-001	MLM-001													Y																				
	Phosphatidylcholine diacyl C42:0	AXYS MLM-001	MLM-001													Y																				
	Phosphatidylcholine diacyl C42:1	AXYS MLM-001	MLM-001													Y																				
	Phosphatidylcholine diacyl C42:2	AXYS MLM-001	MLM-001													Y																				
	Phosphatidylcholine diacyl C42:4	AXYS MLM-001	MLM-001													Y																				
	Phosphatidylcholine diacyl C42:5	AXYS MLM-001	MLM-001													Y																				
	Phosphatidylcholine diacyl C42:6	AXYS MLM-001	MLM-001													Y																				
	Pimelylcarnitine	AXYS MLM-001	MLM-001													Y																				
	Proline	AXYS MLM-001	MLM-001													Y																				
	Propenoylcarnitine	AXYS MLM-001	MLM-001													Y																				
	Propionylcarnitine	AXYS MLM-001	MLM-001													Y																				
	Putrescine	AXYS MLM-001	MLM-001													Y																				
	Sarcosine	AXYS MLM-001	MLM-001													Y																				
	Serine	AXYS MLM-001	MLM-001													Y																				

Accreditation Scope

AXYS Analytical Services Ltd.
file ref.: ACC-101 Rev.23

Compound Class	Compound	Accredited Method ID	AXYS Method ID	Pulp: CALA	Serum: CALA	Solids: CALA	Solids: California DPH	Solids: Florida DOH	Solids: Minnesota DOH	Solids: New Jersey DEP	Solids: New York DOH	Solids: Virginia DGS	Solids: Washington DE	Solids: Maine DOH	Solids: ANAB	Tissue: CALA	Tissue: Florida DOH	Tissue: Minnesota DOH	Tissue: New Jersey DEP	Tissue: Virginia DGS	Tissue: ANAB	Urine: CALA	Water: CALA	Water, Drinking: Florida DOH	Water, Drinking: Minnesota DOH	Water, Drinking: New Jersey DEP	Water, Drinking: ANAB	Water, Non-Potable: California DPH	Water, Non-Potable: Florida DOH	Water, Non-Potable: Minnesota DOH	Water, Non-Potable: New Jersey DEP	Water, Non-Potable: New York DOH	Water, Non-Potable: Virginia DGS	Water, Non-Potable: Washington DE*	Water, Non-Potable: Maine DOH	Water, Non-Potable: ANAB	Water, Non-Potable: Pennsylvania DEP
	Serotonin	AXYS MLM-001	MLM-001													Y																				
	Spermidine	AXYS MLM-001	MLM-001													Y																				
	Spermine	AXYS MLM-001	MLM-001													Y																				
	Sphingomyeline C16:0	AXYS MLM-001	MLM-001													Y																				
	Sphingomyeline C16:1	AXYS MLM-001	MLM-001													Y																				
	Sphingomyeline C18:0	AXYS MLM-001	MLM-001													Y																				
	Sphingomyeline C18:1	AXYS MLM-001	MLM-001													Y																				
	Sphingomyeline C20:2	AXYS MLM-001	MLM-001													Y																				
	Sphingomyeline C22:3	AXYS MLM-001	MLM-001													Y																				
	Sphingomyeline C24:0	AXYS MLM-001	MLM-001													Y																				
	Sphingomyeline C24:1	AXYS MLM-001	MLM-001													Y																				
	Sphingomyeline C26:0	AXYS MLM-001	MLM-001													Y																				
	Sphingomyeline C26:1	AXYS MLM-001	MLM-001													Y																				
	Symmetric dimethylarginine	AXYS MLM-001	MLM-001													Y																				
	Taurine	AXYS MLM-001	MLM-001													Y																				
	taurochenodeoxycholic acid	AXYS MLM-001	MLM-001													Y																				
	taurocholic acid	AXYS MLM-001	MLM-001													Y																				
	taurodeoxycholic acid	AXYS MLM-001	MLM-001													Y																				
	taurolithocholic acid	AXYS MLM-001	MLM-001													Y																				
	tauroursodexoycholic acid	AXYS MLM-001	MLM-001													Y																				
	Tetradecadienylcarnitine	AXYS MLM-001	MLM-001													Y																				
	tetradecanoic acid (myristic acid)	AXYS MLM-001	MLM-001													Y																				
	Tetradecanoylcarnitine	AXYS MLM-001	MLM-001													Y																				
	Tetradecenoylcarnitine	AXYS MLM-001	MLM-001													Y																				
	Threonine	AXYS MLM-001	MLM-001													Y																				
	Tiglylcarnitine	AXYS MLM-001	MLM-001													Y																				
	Total dimethylarginine	AXYS MLM-001	MLM-001													Y																				
	Tryptophan	AXYS MLM-001	MLM-001													Y																				
	Tyrosine	AXYS MLM-001	MLM-001													Y																				
	ursodexoycholic acid	AXYS MLM-001	MLM-001													Y																				
	Valerylcarnitine	AXYS MLM-001	MLM-001													Y																				
	Valine	AXYS MLM-001	MLM-001													Y																				
TBBPA	Tetrabromobisphenol A	AXYS MLA-079	MLA-079		Y																															

Note*
Analysis of pesticides and PCBs in non-potable water samples by AXYS method MLA-007, with the exception of NPDES or State permitted discharges and Stormwater applications, may fall within the scope of Washington State Department of Ecology solids matrix accreditation, subject to approval of the Ecology Project Manager.

Legend

BPA and mPE	Bisphenol A and mono-Phthalate Esters
HBCDD	Hexabromocyclododecane
OC Pesticides	Organochlorine Pesticides
PAH	Polycyclic Aromatic Hydrocarbons
PBDPE	Polybrominated diphenylethers
PCB	Polychlorinated Biphenyls
PCDDF	Polychlorinated dibenzodioxins/furans
PFC	Perfluorinated Compounds
PPCP	Pharmaceutical and Personal Care Products
TBBPA	Tetrabromobisphenol A
California DPH	California Department of Public Health, Lab ID 2911
Florida DOH	Florida Department of Health, Lab ID E871007, (NELAC Standard)
Pennsylvania DEP	Pennsylvania Departmnent of Environmental Protection
Minnesota DOH	Minnesota Department of Health, Lab ID 232-999-430, (NELAC Standard)
New Jersey DEP	New Jersey Department of Environmental Protection, Lab ID CANA005, (NELAC Standard)
New York DOH	New York Department of Health, Lab ID 11674, (NELAC Standard)
Washington DE	Washington Department of Ecology, Lab ID C404
Virginia DGS	Virginia Department of General Services, Division of Consolidated Laboratory Services, Lab ID 460224, (NELAC Standard)
Maine DOH	Maine Center for Disease Control and Prevention, Department of Health and Human Services, Lab ID CN00003
CALA	Canadian Association for Laboratory Accreditation Inc., Lab ID A2637, (ISO/IEC 17025:2005 Standard)
ANAB	ANSI-ASQ National Accreditation Board, certificate AT-1861, (ISO/IEC 17025:2005 Standard)

AXYS | Axys Analytical Services Ltd
2045 Mills Road West
SIDNEY, BRITISH COLUMBIA, CANADA V8L 5X2
TEL 250-655-5800 FAX 250-655-5811
www.axysanalytical.com

AXYS Client No.: 4765

Client Address: ARCADIS U.S., Inc.
630 Plaza Drive, Suite 600
Highlands Ranch, CO, US, 80129

The AXYS contact for these data is Kirsten Anderson.

BATCH SUMMARY

Batch ID: WG51540	***Date:*** 21-Jul-2015
Analysis Type: PAH	***Matrix Type:*** Tissue

BATCH MAKEUP

Contract: 4765

Samples:

L23192-7	107 Top
L23192-8	109 Middle
L23192-9	111 Bottom
L23192-10	113 Top
L23192-11	115 Middle
L23192-12	117 Bottom
L23192-17	139 Middle
L23192-18	141 Bottom
L23192-19	143 Top
L23192-20	145 Middle
L23192-21	147 Bottom

Blank: WG51540-101

Reference or Spike: WG51540-102

Comments:

1. Data are considered final.
2. Data are not blank corrected.
3. The sample 137 Top (Axys ID L23192-16) was originally extracted in batch WG51540, but the analysis had to be repeated because of a laboratory mishap. The results for this sample will be reported separately from another batch.
4. The recovery of d12-2,6-dimethylnaphthalene in sample 115 Middle (Axys ID L223192-11) fell below the lower method control limit, as indicated by the V flag. The results are recovery corrected, and the impact on the data is not significant.

Copyright AXYS Analytical Services Ltd
February 1993

AXYS METHOD MLA-021 Rev 12

Form 3A
INITIAL CALIBRATION RELATIVE RESPONSES

AXYS ANALYTICAL SERVICES
2045 MILLS RD., SIDNEY, B.C., CANADA
V8L 5X2 TEL (250) 655-5800 FAX (250) 655-5811

Initial Calibration Date: 30-Jun-2015

Instrument ID: LR GC/MS

GC Column ID: RTX5

CS0 Data Filename: N/A
CS1 Data Filename: PH5S2271.D
CS2 Data Filename: PH5S2272.D
CS3 Data Filename: PH5S2273.D
CS4 Data Filename: PH5S2275.D
CS5 Data Filename: PH5S2274.D
CS6 Data Filename: N/A

		RELATIVE RESPONSE (RR)								
COMPOUND	**LAB FLAG [1]**	**CS0**	**CS1**	**CS2**	**CS3**	**CS4**	**CS5**	**CS6**	**MEAN RR**	**CV (%RSD)[2]**
Naphthalene			1.10	1.12	1.12	1.15	1.19		1.14	3.09
Acenaphthylene			1.15	1.15	1.18	1.22	1.26		1.19	3.98
Acenaphthene			0.63	0.63	0.64	0.66	0.67		0.65	2.96
Fluorene			0.74	0.74	0.77	0.80	0.85		0.78	5.71
Phenanthrene			1.13	1.14	1.16	1.19	1.23		1.17	3.63
Anthracene			1.13	1.14	1.15	1.18	1.23		1.17	3.49
Fluoranthene			1.35	1.34	1.38	1.40	1.44		1.38	2.87
Pyrene			1.36	1.41	1.42	1.43	1.46		1.42	2.48
Benz[a]anthracene			1.44	1.40	1.46	1.49	1.54		1.47	3.57
Chrysene			1.25	1.26	1.27	1.32	1.35		1.29	3.46
Benzo[b]fluoranthene			1.64	1.58	1.52	1.57	1.58		1.58	2.69
Benzo[j,k]fluoranthenes			1.12	1.17	1.22	1.23	1.25		1.19	4.30
Benzo[e]pyrene			1.24	1.28	1.33	1.37	1.39		1.32	4.56
Benzo[a]pyrene			1.18	1.24	1.29	1.35	1.39		1.29	6.39
Perylene			1.37	1.37	1.45	1.55	1.59		1.47	6.85
Dibenz[a,h]anthracene			1.43	1.44	1.54	1.61	1.64		1.53	6.16
Indeno[1,2,3-cd]pyrene			1.31	1.29	1.32	1.37	1.41		1.34	3.81
Benzo[ghi]perylene			1.37	1.37	1.41	1.45	1.48		1.41	3.62
2-Methylnaphthalene			1.20	1.23	1.24	1.27	1.30		1.25	2.99
2,6-Dimethylnaphthalene			1.19	1.21	1.21	1.25	1.28		1.23	2.83
2,3,5-Trimethylnaphthalene			0.99	1.03	1.05	1.11	1.13		1.06	5.66
1-Methylphenanthrene			0.69	0.73	0.76	0.80	0.83		0.76	7.28
Dibenzothiophene			1.19	1.19	1.20	1.23	1.26		1.21	2.56

(1) Where applicable, custom lab flags have been used on this report.
(2) QC limit is 20% for native compounds with a labeled analog, 35% for those without a labeled analog.

These data are validated and reported as accurate and in accord with AXYS Analytical Services Ltd. ISO17025 compliant quality assurance processes.
Signed: _____Brian Watson_____

For Axys Internal Use Only [XSL Template: Form3A.xsl; Created: 21-Jul-2015 09:29:16; Application: XMLTransformer-1.14.15;
Report Filename: GENERIC-SPECS_PAH_LO_30-Jun-2015_PH5S__Form3A_GS60089.html; Workgroup: WG51540; Design ID: 2591]

AXYS METHOD MLA-021 Rev 12

Form 3B
INITIAL CALIBRATION RELATIVE RESPONSES

AXYS ANALYTICAL SERVICES
2045 MILLS RD., SIDNEY, B.C., CANADA
V8L 5X2 TEL (250) 655-5800 FAX (250) 655-5811

Initial Calibration Date: 30-Jun-2015

Instrument ID: LR GC/MS

GC Column ID: RTX5

CS0 Data Filename: N/A
CS1 Data Filename: PH5S2271.D
CS2 Data Filename: PH5S2272.D
CS3 Data Filename: PH5S2273.D
CS4 Data Filename: PH5S2275.D
CS5 Data Filename: PH5S2274.D
CS6 Data Filename: N/A

LABELED COMPOUND	LAB FLAG [1]	RELATIVE RESPONSE (RR) CS0	CS1	CS2	CS3	CS4	CS5	CS6	MEAN RR	CV (%RSD)[2]
Naphthalene d-8			1.87	1.89	1.90	1.88	1.87		1.88	0.65
2-Methylnaphthalene d-10			1.12	1.12	1.13	1.12	1.11		1.12	0.48
2,6-Dimethylnaphthalene d-12			0.95	0.94	0.95	0.96	0.95		0.95	0.46
Acenaphthylene d-8			2.00	2.00	1.98	2.00	1.99		1.99	0.25
Dibenzothiophene d-8			1.00	0.95	0.99	0.97	0.99		0.98	1.77
Phenanthrene d-10			1.05	1.01	1.03	1.02	1.03		1.03	1.66
Fluoranthene d-10			0.92	0.92	0.94	0.95	0.96		0.94	1.81
Benzo[a]anthracene d-12			0.74	0.76	0.72	0.75	0.74		0.74	2.05
Chrysene d-12			0.83	0.84	0.82	0.87	0.84		0.84	2.01
Benzo[b]fluoranthene d-12			0.89	0.89	0.90	0.90	0.91		0.90	0.99
Benzo[k]fluoranthene d-12			1.13	1.14	1.16	1.20	1.23		1.17	3.26
Benzo[a]pyrene d-12			0.94	0.93	0.93	0.96	0.97		0.95	1.98
Perylene d-12			0.83	0.83	0.83	0.84	0.85		0.84	1.32
Dibenzo[a,h]anthracene d-14			0.62	0.65	0.64	0.66	0.67		0.65	2.86
Indeno[1,2,3-cd]pyrene d-12			0.85	0.86	0.84	0.85	0.85		0.85	0.57
Benzo[ghi]perylene d-12			0.90	0.90	0.89	0.92	0.92		0.91	1.38

(1) Where applicable, custom lab flags have been used on this report.
(2) QC limit is 35% for labeled compounds.

These data are validated and reported as accurate and in accord with AXYS Analytical Services Ltd. ISO17025 compliant quality assurance processes.
Signed: _____Brian Watson_____

For Axys Internal Use Only [XSL Template: Form3B.xsl; Created: 21-Jul-2015 09:29:16; Application: XMLTransformer-1.14.15;
Report Filename: GENERIC-SPECS_PAH_LO_30-Jun-2015_PH5S__Form3B_GS60089.html; Workgroup: WG51540; Design ID: 2591]

AXYS METHOD MLA-021 Rev 12

Form 3C
INITIAL CALIBRATION ION ABUNDANCE RATIOS

AXYS ANALYTICAL SERVICES
2045 MILLS RD., SIDNEY, B.C., CANADA
V8L 5X2 TEL (250) 655-5800 FAX (250) 655-5811

Initial Calibration Date: 30-Jun-2015

Instrument ID: LR GC/MS

GC Column ID: RTX5

CS0 Data Filename: N/A
CS1 Data Filename: PH5S2271.D
CS2 Data Filename: PH5S2272.D
CS3 Data Filename: PH5S2273.D
CS4 Data Filename: PH5S2275.D
CS5 Data Filename: PH5S2274.D
CS6 Data Filename: N/A

COMPOUND	LAB FLAG [1]	M/Z's FORMING RATIO	ION ABUNDANCE RATIO CS0	CS1	CS2	CS3	CS4	CS5	CS6
Naphthalene		**128,102**		0.08	0.08	0.07	0.07	0.07	
Acenaphthylene		**152,151**		0.20	0.20	0.20	0.20	0.20	
Acenaphthene		**154,153**		1.16	1.17	1.17	1.17	1.19	
Fluorene		**166,165**		1.02	1.03	1.03	1.03	1.04	
Phenanthrene		**178,176**		0.20	0.20	0.20	0.20	0.19	
Anthracene		**178,176**		0.19	0.19	0.19	0.19	0.19	
Fluoranthene		**202,200**		0.21	0.21	0.21	0.21	0.21	
Pyrene		**202,200**		0.21	0.21	0.21	0.21	0.21	
Benz[a]anthracene		**228,226**		0.26	0.27	0.27	0.28	0.28	
Chrysene		**228,226**		0.30	0.30	0.30	0.31	0.30	
Benzo[b]fluoranthene		**252,253**		0.22	0.22	0.22	0.22	0.21	
Benzo[j,k]fluoranthenes		**252,253**		0.24	0.22	0.21	0.21	0.21	
Benzo[e]pyrene		**252,253**		0.21	0.21	0.21	0.21	0.21	
Benzo[a]pyrene		**252,253**		0.22	0.21	0.21	0.21	0.21	
Perylene		**252,253**		0.24	0.22	0.21	0.22	0.21	
Dibenz[a,h]anthracene		**278,139**		0.16	0.16	0.16	0.17	0.17	
Indeno[1,2,3-cd]pyrene		**276,138**		0.25	0.22	0.21	0.21	0.20	
Benzo[ghi]perylene		**276,138**		0.22	0.22	0.22	0.22	0.22	
2-Methylnaphthalene		**142,141**		0.91	0.90	0.90	0.90	0.91	
2,6-Dimethylnaphthalene		**156,141**		0.72	0.72	0.72	0.72	0.72	
2,3,5-Trimethylnaphthalene		**170,155**		0.95	0.95	0.95	0.94	0.95	
1-Methylphenanthrene		**192,191**		0.61	0.62	0.61	0.62	0.61	
Dibenzothiophene		**184,152**		0.09	0.09	0.09	0.09	0.08	

(1) Where applicable, custom lab flags have been used on this report.

These data are validated and reported as accurate and in accord with AXYS Analytical Services Ltd. ISO17025 compliant quality assurance processes.
Signed: _____Brian Watson_____

For Axys Internal Use Only [XSL Template: Form3C.xsl; Created: 21-Jul-2015 09:29:16; Application: XMLTransformer-1.14.15;
Report Filename: GENERIC-SPECS_PAH_LO_30-Jun-2015_PH5S__Form3C_GS60089.html; Workgroup: WG51540; Design ID: 2591]

AXYS METHOD MLA-021 Rev 12

Form 3D
INITIAL CALIBRATION ION ABUNDANCE RATIOS

AXYS ANALYTICAL SERVICES
2045 MILLS RD., SIDNEY, B.C., CANADA
V8L 5X2 TEL (250) 655-5800 FAX (250) 655-5811

Initial Calibration Date: 30-Jun-2015

Instrument ID: LR GC/MS

GC Column ID: RTX5

CS0 Data Filename: N/A
CS1 Data Filename: PH5S2271.D
CS2 Data Filename: PH5S2272.D
CS3 Data Filename: PH5S2273.D
CS4 Data Filename: PH5S2275.D
CS5 Data Filename: PH5S2274.D
CS6 Data Filename: N/A

LABELED COMPOUND	LAB FLAG[1]	M/Z's FORMING RATIO	ION ABUNDANCE RATIO CS0	CS1	CS2	CS3	CS4	CS5	CS6
Naphthalene d-8		**136,134**		0.09	0.09	0.09	0.09	0.09	
2-Methylnaphthalene d-10		**152,151**		0.17	0.17	0.17	0.17	0.17	
2,6-Dimethylnaphthalene d-12		**168,150**		0.80	0.80	0.80	0.80	0.80	
Acenaphthylene d-8		**160,158**		0.16	0.16	0.15	0.16	0.16	
Dibenzothiophene d-8		**192,160**		0.09	0.09	0.09	0.09	0.09	
Phenanthrene d-10		**188,184**		0.15	0.15	0.15	0.15	0.15	
Fluoranthene d-10		**212,208**		0.17	0.17	0.17	0.17	0.17	
Benzo[a]anthracene d-12		**240,236**		0.25	0.25	0.25	0.25	0.25	
Chrysene d-12		**240,236**		0.27	0.27	0.27	0.27	0.27	
Benzo[b]fluoranthene d-12		**264,260**		0.22	0.21	0.21	0.21	0.21	
Benzo[k]fluoranthene d-12		**264,260**		0.20	0.20	0.21	0.20	0.20	
Benzo[a]pyrene d-12		**264,260**		0.20	0.21	0.20	0.20	0.20	
Perylene d-12		**264,260**		0.26	0.26	0.26	0.26	0.26	
Dibenzo[a,h]anthracene d-14		**292,288**		0.28	0.28	0.29	0.29	0.30	
Indeno[1,2,3-cd]pyrene d-12		**288,284**		0.18	0.18	0.18	0.18	0.19	
Benzo[ghi]perylene d-12		**288,284**		0.20	0.20	0.20	0.20	0.20	

(1) Where applicable, custom lab flags have been used on this report.

These data are validated and reported as accurate and in accord with AXYS Analytical Services Ltd. ISO17025 compliant quality assurance processes.
Signed: _____Brian Watson_____

For Axys Internal Use Only [XSL Template: Form3D.xsl; Created: 21-Jul-2015 09:29:16; Application: XMLTransformer-1.14.15;
Report Filename: GENERIC-SPECS_PAH_LO_30-Jun-2015_PH5S__Form3D_GS60089.html; Workgroup: WG51540; Design ID: 2591]

AXYS METHOD MLA-021 Rev 12

Form 4A
CALIBRATION VERIFICATION

AXYS ANALYTICAL SERVICES
2045 MILLS RD., SIDNEY, B.C., CANADA
V8L 5X2 TEL (250) 655-5800 FAX (250) 655-5811

Initial Calibration Date:	30-Jun-2015	**VER Data Filename:**	PH5S2372.D
Instrument ID:	LR GC/MS	**Analysis Date:**	07-Jul-2015
GC Column ID:	RTX5	**Analysis Time:**	05:41:00

COMPOUND	CAS NO.	LAB FLAG [1]	m/e ION CHANNELS	ION ABUND. RATIO	QC LIMITS	CONC. FOUND (ng/mL)	CONC. RANGE (ng/mL)
Naphthalene	91-20-3		128,102	0.08	0.06-0.10	1980	1470-2450
Acenaphthylene	208-96-8		152,151	0.20	0.16-0.24	2010	1480-2470
Acenaphthene	83-32-9		154,153	1.18	0.94-1.42	2020	1490-2490
Fluorene	86-73-7		166,165	1.04	0.83-1.25	2040	1460-2440
Phenanthrene	85-01-8		178,176	0.20	0.16-0.24	2010	1480-2470
Anthracene	120-12-7		178,176	0.19	0.15-0.23	2020	1490-2480
Fluoranthene	206-44-0		202,200	0.21	0.17-0.25	1990	1490-2480
Pyrene	129-00-0		202,200	0.21	0.17-0.25	1940	1470-2440
Benz[a]anthracene	56-55-3		228,226	0.28	0.22-0.34	1970	1470-2460
Chrysene	218-01-9		228,226	0.31	0.25-0.37	2010	1490-2480
Benzo[b]fluoranthene	205-99-2		252,253	0.21	0.17-0.25	1910	1480-2470
Benzo[j,k]fluoranthenes			252,253	0.21	0.17-0.25	2030	1480-2460
Benzo[e]pyrene	192-97-2		252,253	0.21	0.17-0.25	2060	1490-2490
Benzo[a]pyrene	50-32-8		252,253	0.21	0.17-0.25	2070	1490-2480
Perylene	198-55-0		252,253	0.21	0.17-0.25	2060	1490-2490
Dibenz[a,h]anthracene	53-70-3		278,139	0.17	0.11-0.23	2050	1490-2490
Indeno[1,2,3-cd]pyrene	193-39-5		276,138	0.21	0.14-0.28	2030	1480-2460
Benzo[ghi]perylene	191-24-2		276,138	0.22	0.14-0.30	1990	1480-2460
2-Methylnaphthalene	91-57-6		142,141	0.91	0.73-1.09	2070	1530-2550
2,6-Dimethylnaphthalene	581-42-0		156,141	0.73	0.58-0.88	2040	1500-2500
2,3,5-Trimethylnaphthalene	2245-38-7		170,155	0.96	0.77-1.15	1990	1460-2440
1-Methylphenanthrene	832-69-9		192,191	0.62	0.50-0.74	1670	1220-2030
Dibenzothiophene	132-65-0		184,152	0.09	0.07-0.11	2040	1500-2500

(1) Where applicable, custom lab flags have been used on this report.

These data are validated and reported as accurate and in accord with AXYS Analytical Services Ltd. ISO17025 compliant quality assurance processes.
Signed: _____Brian Watson_____

For Axys Internal Use Only [XSL Template: Pest4A.xsl; Created: 21-Jul-2015 09:29:16; Application: XMLTransformer-1.14.15;
Report Filename: GENERIC-SPECS_PAH_LO_PH5S2372.D__Form4A_SJ1905822.html; Workgroup: WG51540; Design ID: 2591]

AXYS METHOD MLA-021 Rev 12

Form 4B
CALIBRATION VERIFICATION

AXYS ANALYTICAL SERVICES
2045 MILLS RD., SIDNEY, B.C., CANADA
V8L 5X2 TEL (250) 655-5800 FAX (250) 655-5811

Initial Calibration Date:	30-Jun-2015	**VER Data Filename:**	PH5S2372.D
Instrument ID:	LR GC/MS	**Analysis Date:**	07-Jul-2015
GC Column ID:	RTX5	**Analysis Time:**	05:41:00

LABELED COMPOUND	CAS NO.	LAB FLAG [1]	m/e ION CHANNELS	ION ABUND. RATIO	QC LIMITS	CONC. FOUND (ng/mL)	CONC. RANGE (ng/mL)
Naphthalene d-8	1146-65-2		136,134	0.09	0.07-0.11	2110	1500-2500
2-Methylnaphthalene d-10	7297-45-2		152,151	0.17	0.14-0.20	2050	1500-2500
2,6-Dimethylnaphthalene d-12	350820-12-1		168,150	0.81	0.65-0.97	2020	1510-2520
Acenaphthylene d-8	93951-97-4		160,158	0.16	0.13-0.19	2000	1500-2500
Dibenzothiophene d-8	33262-29-2		192,160	0.09	0.07-0.11	2070	1510-2510
Phenanthrene d-10	1517-22-2		188,184	0.15	0.12-0.18	2090	1510-2510
Fluoranthene d-10	93951-69-0		212,208	0.17	0.14-0.20	2060	1500-2510
Benzo[a]anthracene d-12	1718-53-2		240,236	0.25	0.20-0.30	1970	1500-2500
Chrysene d-12	1719-03-5		240,236	0.27	0.22-0.32	1990	1500-2500
Benzo[b]fluoranthene d-12	93951-98-5		264,260	0.21	0.17-0.25	2060	1520-2530
Benzo[k]fluoranthene d-12	93952-01-3		264,260	0.20	0.16-0.24	2050	1500-2510
Benzo[a]pyrene d-12	63466-71-7		264,260	0.21	0.17-0.25	2010	1500-2510
Perylene d-12	1520-96-3		264,260	0.26	0.21-0.31	2020	1510-2510
Dibenzo[a,h]anthracene d-14	13250-98-1		292,288	0.32	0.21-0.43	1940	1500-2500
Indeno[1,2,3-cd]pyrene d-12	203578-33-0		288,284	0.19	0.12-0.26	1870	1500-2500
Benzo[ghi]perylene d-12	93951-66-7		288,284	0.20	0.13-0.27	1910	1500-2510

(1) Where applicable, custom lab flags have been used on this report.

These data are validated and reported as accurate and in accord with AXYS Analytical Services Ltd. ISO17025 compliant quality assurance processes.
Signed: _____Brian Watson_____

For Axys Internal Use Only [XSL Template: Pest4B.xsl; Created: 21-Jul-2015 09:29:16; Application: XMLTransformer-1.14.15;
Report Filename: GENERIC-SPECS_PAH_LO_PH5S2372.D__Form4B_SJ1905822.html; Workgroup: WG51540; Design ID: 2591]

AXYS METHOD MLA-021 Rev 12

Form 4A
CALIBRATION VERIFICATION

AXYS ANALYTICAL SERVICES
2045 MILLS RD., SIDNEY, B.C., CANADA
V8L 5X2 TEL (250) 655-5800 FAX (250) 655-5811

Initial Calibration Date:	30-Jun-2015	**VER Data Filename:**	PH5S2387.D
Instrument ID:	LR GC/MS	**Analysis Date:**	07-Jul-2015
GC Column ID:	RTX5	**Analysis Time:**	17:26:00

COMPOUND	CAS NO.	LAB FLAG [1]	m/e ION CHANNELS	ION ABUND. RATIO	QC LIMITS	CONC. FOUND (ng/mL)	CONC. RANGE (ng/mL)
Naphthalene	91-20-3		128,102	0.07	0.06-0.08	2030	1470-2450
Acenaphthylene	208-96-8		152,151	0.20	0.16-0.24	2020	1480-2470
Acenaphthene	83-32-9		154,153	1.18	0.94-1.42	2050	1490-2490
Fluorene	86-73-7		166,165	1.03	0.82-1.24	2070	1460-2440
Phenanthrene	85-01-8		178,176	0.20	0.16-0.24	2030	1480-2470
Anthracene	120-12-7		178,176	0.19	0.15-0.23	2040	1490-2480
Fluoranthene	206-44-0		202,200	0.21	0.17-0.25	2030	1490-2480
Pyrene	129-00-0		202,200	0.21	0.17-0.25	1990	1470-2440
Benz[a]anthracene	56-55-3		228,226	0.28	0.22-0.34	2010	1470-2460
Chrysene	218-01-9		228,226	0.31	0.25-0.37	2050	1490-2480
Benzo[b]fluoranthene	205-99-2		252,253	0.22	0.18-0.26	1930	1480-2470
Benzo[j,k]fluoranthenes			252,253	0.21	0.17-0.25	2060	1480-2460
Benzo[e]pyrene	192-97-2		252,253	0.21	0.17-0.25	2070	1490-2490
Benzo[a]pyrene	50-32-8		252,253	0.22	0.18-0.26	2090	1490-2480
Perylene	198-55-0		252,253	0.22	0.18-0.26	2100	1490-2490
Dibenz[a,h]anthracene	53-70-3		278,139	0.17	0.11-0.23	2140	1490-2490
Indeno[1,2,3-cd]pyrene	193-39-5		276,138	0.21	0.14-0.28	2060	1480-2460
Benzo[ghi]perylene	191-24-2		276,138	0.22	0.14-0.30	2060	1480-2460
2-Methylnaphthalene	91-57-6		142,141	0.91	0.73-1.09	2100	1530-2550
2,6-Dimethylnaphthalene	581-42-0		156,141	0.74	0.59-0.89	2070	1500-2500
2,3,5-Trimethylnaphthalene	2245-38-7		170,155	0.96	0.77-1.15	2010	1460-2440
1-Methylphenanthrene	832-69-9		192,191	0.61	0.49-0.73	1690	1220-2030
Dibenzothiophene	132-65-0		184,152	0.09	0.07-0.11	2040	1500-2500

(1) Where applicable, custom lab flags have been used on this report.

These data are validated and reported as accurate and in accord with AXYS Analytical Services Ltd. ISO17025 compliant quality assurance processes.
Signed: _____Brian Watson_____

For Axys Internal Use Only [XSL Template: Pest4A.xsl; Created: 21-Jul-2015 09:29:16; Application: XMLTransformer-1.14.15;
Report Filename: GENERIC-SPECS_PAH_LO_PH5S2387.D__Form4A_SJ1906624.html; Workgroup: WG51540; Design ID: 2591]

AXYS METHOD MLA-021 Rev 12

Form 4B
CALIBRATION VERIFICATION

AXYS ANALYTICAL SERVICES
2045 MILLS RD., SIDNEY, B.C., CANADA
V8L 5X2 TEL (250) 655-5800 FAX (250) 655-5811

Initial Calibration Date:	30-Jun-2015	**VER Data Filename:**	PH5S2387.D
Instrument ID:	LR GC/MS	**Analysis Date:**	07-Jul-2015
GC Column ID:	RTX5	**Analysis Time:**	17:26:00

LABELED COMPOUND	CAS NO.	LAB FLAG [1]	m/e ION CHANNELS	ION ABUND. RATIO	QC LIMITS	CONC. FOUND (ng/mL)	CONC. RANGE (ng/mL)
Naphthalene d-8	1146-65-2		136,134	0.09	0.07-0.11	2150	1500-2500
2-Methylnaphthalene d-10	7297-45-2		152,151	0.17	0.14-0.20	2080	1500-2500
2,6-Dimethylnaphthalene d-12	350820-12-1		168,150	0.82	0.66-0.98	2010	1510-2520
Acenaphthylene d-8	93951-97-4		160,158	0.16	0.13-0.19	2000	1500-2500
Dibenzothiophene d-8	33262-29-2		192,160	0.09	0.07-0.11	2020	1510-2510
Phenanthrene d-10	1517-22-2		188,184	0.15	0.12-0.18	1990	1510-2510
Fluoranthene d-10	93951-69-0		212,208	0.17	0.14-0.20	2030	1500-2510
Benzo[a]anthracene d-12	1718-53-2		240,236	0.25	0.20-0.30	2060	1500-2500
Chrysene d-12	1719-03-5		240,236	0.28	0.22-0.34	2130	1500-2500
Benzo[b]fluoranthene d-12	93951-98-5		264,260	0.21	0.17-0.25	2020	1520-2530
Benzo[k]fluoranthene d-12	93952-01-3		264,260	0.20	0.16-0.24	2050	1500-2510
Benzo[a]pyrene d-12	63466-71-7		264,260	0.21	0.17-0.25	2030	1500-2510
Perylene d-12	1520-96-3		264,260	0.26	0.21-0.31	2020	1510-2510
Dibenzo[a,h]anthracene d-14	13250-98-1		292,288	0.33	0.21-0.45	1950	1500-2500
Indeno[1,2,3-cd]pyrene d-12	203578-33-0		288,284	0.18	0.12-0.24	1910	1500-2500
Benzo[ghi]perylene d-12	93951-66-7		288,284	0.20	0.13-0.27	1980	1500-2510

(1) Where applicable, custom lab flags have been used on this report.

These data are validated and reported as accurate and in accord with AXYS Analytical Services Ltd. ISO17025 compliant quality assurance processes.
Signed: _____Brian Watson_____

For Axys Internal Use Only [XSL Template: Pest4B.xsl; Created: 21-Jul-2015 09:29:16; Application: XMLTransformer-1.14.15;
Report Filename: GENERIC-SPECS_PAH_LO_PH5S2387.D__Form4B_SJ1906624.html; Workgroup: WG51540; Design ID: 2591]

AXYS METHOD MLA-021 Rev 12

Form 1A
ANALYSIS REPORT

CLIENT SAMPLE NO.
107 Top
Sample Collection:
N/A

AXYS ANALYTICAL SERVICES
2045 MILLS RD., SIDNEY, B.C., CANADA
V8L 5X2 TEL (250) 655-5800 FAX (250) 655-5811

Project No.	06262044.0000		
Contract No.:	4765	**Lab Sample I.D.:**	L23192-7
Matrix:	TISSUE	**Sample Size:**	1.98 g (wet)
Sample Receipt Date:	13-May-2015	**Initial Calibration Date:**	30-Jun-2015
Extraction Date:	23-Jun-2015	**Instrument ID:**	LR GC/MS
Analysis Date:	07-Jul-2015 **Time:** 10:36:00	**GC Column ID:**	RTX5
Extract Volume (uL):	500	**Sample Data Filename:**	**PH5S2378.D**
Injection Volume (uL):	1.0	**Blank Data Filename:**	PH5S2377.D
Dilution Factor:	N/A	**Cal. Ver. Data Filename:**	PH5S2372.D
Concentration Units:	ng/g (wet weight basis)	**% Moisture:**	5.88

This page is part of a total report that contains information necessary for accreditation compliance.
This test is not NELAP accredited. Sample results relate only to the sample tested.

COMPOUND	CAS NO.	LAB FLAG [1]	CONC. FOUND	REPORTING LIMIT (RL)[2]	ION ABUND. RATIO	RRT
Naphthalene	91-20-3	B J	6.02	0.262 (S)	0.08	1.007
Acenaphthylene	208-96-8	K B J	0.600	0.140 (S)	0.13	1.003
Acenaphthene	83-32-9	J	1.50	0.309 (S)	1.19	1.048
Fluorene	86-73-7	B J	0.976	0.158 (S)	1.03	0.843
Phenanthrene	85-01-8		28.0	0.0748 (S)	0.20	1.004
Anthracene	120-12-7	J	4.01	0.0748 (S)	0.17	1.011
Fluoranthene	206-44-0		65.3	0.0626 (S)	0.21	1.002
Pyrene	129-00-0		57.0	0.0610 (S)	0.21	1.032
Benz[a]anthracene [3]	56-55-3		38.9	0.106 (S)	0.27	1.002
Chrysene [4]	218-01-9		44.5	0.110 (S)	0.30	1.003
Benzo[b]fluoranthene	205-99-2		45.5	0.160 (S)	0.23	1.004
Benzo[j,k]fluoranthenes			40.8	0.171 (S)	0.22	1.002
Benzo[e]pyrene	192-97-2		35.4	0.225 (S)	0.24	0.996
Benzo[a]pyrene	50-32-8		46.5	0.231 (S)	0.22	1.004
Perylene	198-55-0		12.8	0.239 (S)	0.22	1.004
Dibenz[a,h]anthracene [5]	53-70-3	J	7.44	0.317 (S)	0.15	1.003
Indeno[1,2,3-cd]pyrene	193-39-5		35.2	0.238 (S)	0.27	1.002
Benzo[ghi]perylene	191-24-2		32.6	0.222 (S)	0.23	1.002
2-Methylnaphthalene	91-57-6	B J	6.28	0.201 (S)	0.91	1.009
2,6-Dimethylnaphthalene	581-42-0	B J	1.25	0.323 (S)	0.61	1.011
2,3,5-Trimethylnaphthalene	2245-38-7	B J	0.775	0.257 (S)	1.00	1.226
1-Methylphenanthrene	832-69-9	B J	1.64	0.172 (S)	0.68	1.110
Dibenzothiophene	132-65-0	B J	1.22	0.0932 (S)	0.09	1.003

(1) Where applicable, custom lab flags have been used on this report; K = peak detected but did not meet quantification criteria, result reported represents the estimated maximum possible concentration; B = analyte found in the associated blank and concentration in sample is less than 10X the concentration in the associated blank; J = concentration less than lowest calibration equivalent.
(2) Reporting Limit (Code): S = sample detection limit; M = method detection limit; L = lowest calibration level equivalent; Q = contract defined limit.
(3) May co-elute with Cyclopenta(cd)pyrene.
(4) May co-elute with Triphenylene.
(5) May co-elute with Dibenz[a,c]anthracene.

These data are validated and reported as accurate and in accord with AXYS Analytical Services Ltd. ISO17025 compliant quality assurance processes.
Signed: _____Brian Watson_____

For Axys Internal Use Only [XSL Template: Pest1A.xsl; Created: 21-Jul-2015 09:29:16; Application: XMLTransformer-1.14.15;
Report Filename: PAH_PAH_LO_LPAR_L23192-7_Form1A_PH5S2378.D_SJ1908195.html; Workgroup: WG51540; Design ID: 2591]

AXYS METHOD MLA-021 Rev 12

Form 2

ANALYSIS REPORT

CLIENT SAMPLE NO.
107 Top
Sample Collection:
N/A

AXYS ANALYTICAL SERVICES
2045 MILLS RD., SIDNEY, B.C., CANADA
V8L 5X2 TEL (250) 655-5800 FAX (250) 655-5811

Project No.	06262044.0000		
Contract No.:	4765	**Lab Sample I.D.:**	L23192-7
Matrix:	TISSUE	**Sample Size:**	1.98 g (wet)
Sample Receipt Date:	13-May-2015	**Initial Calibration Date:**	30-Jun-2015
Extraction Date:	23-Jun-2015	**Instrument ID:**	LR GC/MS
Analysis Date:	07-Jul-2015 **Time:** 10:36:00	**GC Column ID:**	RTX5
Extract Volume (uL):	500	**Sample Data Filename:**	**PH5S2378.D**
Injection Volume (uL):	1.0	**Blank Data Filename:**	PH5S2377.D
Dilution Factor:	N/A	**Cal. Ver. Data Filename:**	PH5S2372.D
Concentration Units:	ng absolute	**% Moisture:**	5.88

This page is part of a total report that contains information necessary for accreditation compliance.
This test is not NELAP accredited. Sample results relate only to the sample tested.

LABELED COMPOUND	LAB FLAG [1]	SPIKE CONC.	CONC. FOUND	R(%) [2]	ION ABUND. RATIO	RRT
Naphthalene d-8		2000	621	31.1	0.09	0.607
2-Methylnaphthalene d-10		2000	722	36.1	0.17	0.755
2,6-Dimethylnaphthalene d-12		2020	774	38.4	0.81	0.896
Acenaphthylene d-8		2000	832	41.6	0.15	0.961
Dibenzothiophene d-8		2010	1250	62.1	0.09	0.791
Phenanthrene d-10		2010	1430	71.1	0.15	0.807
Fluoranthene d-10		2010	1700	84.9	0.17	0.971
Benzo[a]anthracene d-12		2000	1720	86.1	0.25	1.164
Chrysene d-12		2000	1760	88.0	0.27	1.169
Benzo[b]fluoranthene d-12		2020	1800	89.3	0.21	0.957
Benzo[k]fluoranthene d-12		2010	1790	89.3	0.20	0.962
Benzo[a]pyrene d-12		2010	1730	86.1	0.21	1.008
Perylene d-12		2010	1770	88.1	0.26	1.024
Dibenzo[a,h]anthracene d-14		2000	1690	84.7	0.28	1.211
Indeno[1,2,3-cd]pyrene d-12		2000	1670	83.4	0.19	1.206
Benzo[ghi]perylene d-12		2010	1740	86.6	0.20	1.238

(1) Where applicable, custom lab flags have been used on this report.
(2) R% = percent recovery.

These data are validated and reported as accurate and in accord with AXYS Analytical Services Ltd. ISO17025 compliant quality assurance processes.
Signed: _____Brian Watson_____

For Axys Internal Use Only [XSL Template: Pest2.xsl; Created: 21-Jul-2015 09:29:16; Application: XMLTransformer-1.14.15;
Report Filename: PAH_PAH_LO_LPAR_L23192-7_Form2_PH5S2378.D_SJ1908195.html; Workgroup: WG51540; Design ID: 2591]

AXYS METHOD MLA-021 Rev 12

Form 1A

ANALYSIS REPORT

CLIENT SAMPLE NO.
109 Middle
Sample Collection:
N/A

AXYS ANALYTICAL SERVICES
2045 MILLS RD., SIDNEY, B.C., CANADA
V8L 5X2 TEL (250) 655-5800 FAX (250) 655-5811

Project No.	06262044.0000		
Contract No.:	4765	**Lab Sample I.D.:**	L23192-8
Matrix:	TISSUE	**Sample Size:**	2.00 g (wet)
Sample Receipt Date:	13-May-2015	**Initial Calibration Date:**	30-Jun-2015
Extraction Date:	23-Jun-2015	**Instrument ID:**	LR GC/MS
Analysis Date:	07-Jul-2015 **Time:** 11:25:00	**GC Column ID:**	RTX5
Extract Volume (uL):	500	**Sample Data Filename:**	**PH5S2379.D**
Injection Volume (uL):	1.0	**Blank Data Filename:**	PH5S2377.D
Dilution Factor:	N/A	**Cal. Ver. Data Filename:**	PH5S2372.D
Concentration Units:	ng/g (wet weight basis)	**% Moisture:**	4.13

This page is part of a total report that contains information necessary for accreditation compliance.
This test is not NELAP accredited. Sample results relate only to the sample tested.

COMPOUND	CAS NO.	LAB FLAG [1]	CONC. FOUND	REPORTING LIMIT (RL)[2]	ION ABUND. RATIO	RRT
Naphthalene	91-20-3	B J	8.03	0.394 (S)	0.08	1.006
Acenaphthylene	208-96-8	B J	0.613	0.152 (S)	0.20	1.003
Acenaphthene	83-32-9	J	1.99	0.388 (S)	1.28	1.048
Fluorene	86-73-7	B J	0.947	0.123 (S)	1.16	0.843
Phenanthrene	85-01-8		21.6	0.112 (S)	0.19	1.004
Anthracene	120-12-7	J	3.50	0.112 (S)	0.20	1.011
Fluoranthene	206-44-0		58.1	0.0802 (S)	0.20	1.002
Pyrene	129-00-0		51.8	0.0782 (S)	0.21	1.032
Benz[a]anthracene [3]	56-55-3		34.2	0.123 (S)	0.27	1.002
Chrysene [4]	218-01-9		40.1	0.127 (S)	0.31	1.003
Benzo[b]fluoranthene	205-99-2		43.1	0.183 (S)	0.22	1.004
Benzo[j,k]fluoranthenes			37.0	0.193 (S)	0.23	1.002
Benzo[e]pyrene	192-97-2		33.8	0.259 (S)	0.22	0.996
Benzo[a]pyrene	50-32-8		42.6	0.266 (S)	0.22	1.004
Perylene	198-55-0	J	12.3	0.284 (S)	0.24	1.004
Dibenz[a,h]anthracene [5]	53-70-3	J	6.89	0.302 (S)	0.19	1.003
Indeno[1,2,3-cd]pyrene	193-39-5		35.4	0.262 (S)	0.25	1.002
Benzo[ghi]perylene	191-24-2		31.9	0.230 (S)	0.23	1.002
2-Methylnaphthalene	91-57-6	B J	8.09	0.266 (S)	0.91	1.009
2,6-Dimethylnaphthalene	581-42-0	B J	1.32	0.421 (S)	0.64	1.011
2,3,5-Trimethylnaphthalene	2245-38-7	B J	1.23	0.243 (S)	1.02	1.232
1-Methylphenanthrene	832-69-9	B J	1.59	0.205 (S)	0.57	1.110
Dibenzothiophene	132-65-0	B J	1.14	0.0493 (S)	0.10	1.003

(1) Where applicable, custom lab flags have been used on this report; B = analyte found in the associated blank and concentration in sample is less than 10X the concentration in the associated blank; J = concentration less than lowest calibration equivalent.
(2) Reporting Limit (Code): S = sample detection limit; M = method detection limit; L = lowest calibration level equivalent; Q = contract defined limit.
(3) May co-elute with Cyclopenta(cd)pyrene.
(4) May co-elute with Triphenylene.
(5) May co-elute with Dibenz[a,c]anthracene.

These data are validated and reported as accurate and in accord with AXYS Analytical Services Ltd. ISO17025 compliant quality assurance processes.
Signed: _____Brian Watson_____

For Axys Internal Use Only [XSL Template: Pest1A.xsl; Created: 21-Jul-2015 09:29:16; Application: XMLTransformer-1.14.15;
Report Filename: PAH_PAH_LO_LPAR_L23192-8_Form1A_PH5S2379.D_SJ1908196.html; Workgroup: WG51540; Design ID: 2591]

AXYS METHOD MLA-021 Rev 12

Form 2

ANALYSIS REPORT

CLIENT SAMPLE NO.
109 Middle
Sample Collection:
N/A

AXYS ANALYTICAL SERVICES
2045 MILLS RD., SIDNEY, B.C., CANADA
V8L 5X2 TEL (250) 655-5800 FAX (250) 655-5811

Project No.	06262044.0000		
Contract No.:	4765	**Lab Sample I.D.:**	L23192-8
Matrix:	TISSUE	**Sample Size:**	2.00 g (wet)
Sample Receipt Date:	13-May-2015	**Initial Calibration Date:**	30-Jun-2015
Extraction Date:	23-Jun-2015	**Instrument ID:**	LR GC/MS
Analysis Date:	07-Jul-2015 **Time:** 11:25:00	**GC Column ID:**	RTX5
Extract Volume (uL):	500	**Sample Data Filename:**	**PH5S2379.D**
Injection Volume (uL):	1.0	**Blank Data Filename:**	PH5S2377.D
Dilution Factor:	N/A	**Cal. Ver. Data Filename:**	PH5S2372.D
Concentration Units:	ng absolute	**% Moisture:**	4.13

This page is part of a total report that contains information necessary for accreditation compliance.
This test is not NELAP accredited. Sample results relate only to the sample tested.

LABELED COMPOUND	LAB FLAG [1]	SPIKE CONC.	CONC. FOUND	R(%) [2]	ION ABUND. RATIO	RRT
Naphthalene d-8		2000	457	22.9	0.09	0.607
2-Methylnaphthalene d-10		2000	564	28.2	0.17	0.754
2,6-Dimethylnaphthalene d-12		2020	623	30.9	0.81	0.895
Acenaphthylene d-8		2000	692	34.6	0.16	0.961
Dibenzothiophene d-8		2010	1130	56.3	0.09	0.791
Phenanthrene d-10		2010	1280	63.6	0.15	0.807
Fluoranthene d-10		2010	1590	79.4	0.18	0.971
Benzo[a]anthracene d-12		2000	1680	83.9	0.25	1.164
Chrysene d-12		2000	1740	86.8	0.27	1.169
Benzo[b]fluoranthene d-12		2020	1730	85.5	0.21	0.957
Benzo[k]fluoranthene d-12		2010	1720	85.8	0.20	0.962
Benzo[a]pyrene d-12		2010	1640	81.6	0.20	1.008
Perylene d-12		2010	1640	81.4	0.26	1.023
Dibenzo[a,h]anthracene d-14		2000	1590	79.3	0.31	1.211
Indeno[1,2,3-cd]pyrene d-12		2000	1570	78.4	0.19	1.206
Benzo[ghi]perylene d-12		2010	1640	82.0	0.20	1.237

(1) Where applicable, custom lab flags have been used on this report.
(2) R% = percent recovery.

These data are validated and reported as accurate and in accord with AXYS Analytical Services Ltd. ISO17025 compliant quality assurance processes.
Signed: _____Brian Watson_____

For Axys Internal Use Only [XSL Template: Pest2.xsl; Created: 21-Jul-2015 09:29:16; Application: XMLTransformer-1.14.15;
Report Filename: PAH_PAH_LO_LPAR_L23192-8_Form2_PH5S2379.D_SJ1908196.html; Workgroup: WG51540; Design ID: 2591]

AXYS METHOD MLA-021 Rev 12

Form 1A
ANALYSIS REPORT

CLIENT SAMPLE NO.
111 Bottom
Sample Collection:
N/A

AXYS ANALYTICAL SERVICES
2045 MILLS RD., SIDNEY, B.C., CANADA
V8L 5X2 TEL (250) 655-5800 FAX (250) 655-5811

Project No.	06262044.0000		
Contract No.:	4765	**Lab Sample I.D.:**	L23192-9
Matrix:	TISSUE	**Sample Size:**	1.95 g (wet)
Sample Receipt Date:	13-May-2015	**Initial Calibration Date:**	30-Jun-2015
Extraction Date:	23-Jun-2015	**Instrument ID:**	LR GC/MS
Analysis Date:	07-Jul-2015 **Time:** 12:14:00	**GC Column ID:**	RTX5
Extract Volume (uL):	500	**Sample Data Filename:**	**PH5S2380.D**
Injection Volume (uL):	1.0	**Blank Data Filename:**	PH5S2377.D
Dilution Factor:	N/A	**Cal. Ver. Data Filename:**	PH5S2372.D
Concentration Units:	ng/g (wet weight basis)	**% Moisture:**	3.38

This page is part of a total report that contains information necessary for accreditation compliance.
This test is not NELAP accredited. Sample results relate only to the sample tested.

COMPOUND	CAS NO.	LAB FLAG [1]	CONC. FOUND	REPORTING LIMIT (RL)[2]	ION ABUND. RATIO	RRT
Naphthalene	91-20-3	B J	6.68	0.353 (S)	0.08	1.006
Acenaphthylene	208-96-8	B J	0.533	0.155 (S)	0.23	1.003
Acenaphthene	83-32-9	J	1.60	0.343 (S)	1.17	1.047
Fluorene	86-73-7	B J	0.717	0.123 (S)	1.16	0.843
Phenanthrene	85-01-8		18.8	0.0879 (S)	0.20	1.004
Anthracene	120-12-7	J	3.28	0.0879 (S)	0.18	1.011
Fluoranthene	206-44-0		47.8	0.0627 (S)	0.21	1.002
Pyrene	129-00-0		42.9	0.0611 (S)	0.21	1.032
Benz[a]anthracene [3]	56-55-3		26.2	0.0855 (S)	0.30	1.002
Chrysene [4]	218-01-9		32.4	0.0878 (S)	0.31	1.003
Benzo[b]fluoranthene	205-99-2		33.6	0.129 (S)	0.25	1.004
Benzo[j,k]fluoranthenes			30.8	0.133 (S)	0.21	1.002
Benzo[e]pyrene	192-97-2		27.1	0.176 (S)	0.22	0.996
Benzo[a]pyrene	50-32-8		35.5	0.180 (S)	0.21	1.003
Perylene	198-55-0	J	9.91	0.194 (S)	0.24	1.004
Dibenz[a,h]anthracene [5]	53-70-3	J	5.64	0.211 (S)	0.12	1.003
Indeno[1,2,3-cd]pyrene	193-39-5		28.6	0.233 (S)	0.28	1.002
Benzo[ghi]perylene	191-24-2		26.4	0.200 (S)	0.22	1.002
2-Methylnaphthalene	91-57-6	B J	6.47	0.279 (S)	0.92	1.009
2,6-Dimethylnaphthalene	581-42-0	B J	1.13	0.326 (S)	0.65	1.011
2,3,5-Trimethylnaphthalene	2245-38-7	K B J	3.32	0.327 (S)	0.48	1.232
1-Methylphenanthrene	832-69-9	B J	1.24	0.144 (S)	0.67	1.110
Dibenzothiophene	132-65-0	K B J	0.948	0.0657 (S)	0.06	1.003

(1) Where applicable, custom lab flags have been used on this report; K = peak detected but did not meet quantification criteria, result reported represents the estimated maximum possible concentration; B = analyte found in the associated blank and concentration in sample is less than 10X the concentration in the associated blank; J = concentration less than lowest calibration equivalent.
(2) Reporting Limit (Code): S = sample detection limit; M = method detection limit; L = lowest calibration level equivalent; Q = contract defined limit.
(3) May co-elute with Cyclopenta(cd)pyrene.
(4) May co-elute with Triphenylene.
(5) May co-elute with Dibenz[a,c]anthracene.

These data are validated and reported as accurate and in accord with AXYS Analytical Services Ltd. ISO17025 compliant quality assurance processes.
Signed: _____Brian Watson_____

For Axys Internal Use Only [XSL Template: Pest1A.xsl; Created: 21-Jul-2015 09:29:16; Application: XMLTransformer-1.14.15;
Report Filename: PAH_PAH_LO_LPAR_L23192-9_Form1A_PH5S2380.D_SJ1908197.html; Workgroup: WG51540; Design ID: 2591]

AXYS METHOD MLA-021 Rev 12

Form 2

ANALYSIS REPORT

CLIENT SAMPLE NO.
111 Bottom
Sample Collection:
N/A

AXYS ANALYTICAL SERVICES
2045 MILLS RD., SIDNEY, B.C., CANADA
V8L 5X2 TEL (250) 655-5800 FAX (250) 655-5811

Project No.	06262044.0000		
Contract No.:	4765	**Lab Sample I.D.:**	L23192-9
Matrix:	TISSUE	**Sample Size:**	1.95 g (wet)
Sample Receipt Date:	13-May-2015	**Initial Calibration Date:**	30-Jun-2015
Extraction Date:	23-Jun-2015	**Instrument ID:**	LR GC/MS
Analysis Date:	07-Jul-2015 **Time:** 12:14:00	**GC Column ID:**	RTX5
Extract Volume (uL):	500	**Sample Data Filename:**	**PH5S2380.D**
Injection Volume (uL):	1.0	**Blank Data Filename:**	PH5S2377.D
Dilution Factor:	N/A	**Cal. Ver. Data Filename:**	PH5S2372.D
Concentration Units:	ng absolute	**% Moisture:**	3.38

This page is part of a total report that contains information necessary for accreditation compliance.
This test is not NELAP accredited. Sample results relate only to the sample tested.

LABELED COMPOUND	LAB FLAG [1]	SPIKE CONC.	CONC. FOUND	R(%) [2]	ION ABUND. RATIO	RRT
Naphthalene d-8		2000	458	22.9	0.09	0.607
2-Methylnaphthalene d-10		2000	581	29.0	0.17	0.755
2,6-Dimethylnaphthalene d-12		2020	704	34.9	0.81	0.895
Acenaphthylene d-8		2000	723	36.1	0.16	0.961
Dibenzothiophene d-8		2010	1150	57.3	0.09	0.791
Phenanthrene d-10		2010	1350	67.2	0.15	0.807
Fluoranthene d-10		2010	1690	84.1	0.17	0.971
Benzo[a]anthracene d-12		2000	1890	94.3	0.25	1.164
Chrysene d-12		2000	1930	96.5	0.27	1.169
Benzo[b]fluoranthene d-12		2020	1810	89.7	0.21	0.957
Benzo[k]fluoranthene d-12		2010	1810	90.1	0.20	0.962
Benzo[a]pyrene d-12		2010	1760	87.6	0.20	1.009
Perylene d-12		2010	1760	87.8	0.26	1.024
Dibenzo[a,h]anthracene d-14		2000	1700	84.8	0.30	1.211
Indeno[1,2,3-cd]pyrene d-12		2000	1690	84.4	0.18	1.206
Benzo[ghi]perylene d-12		2010	1720	86.0	0.20	1.238

(1) Where applicable, custom lab flags have been used on this report.
(2) R% = percent recovery.

These data are validated and reported as accurate and in accord with AXYS Analytical Services Ltd. ISO17025 compliant quality assurance processes.
Signed: _____Brian Watson_____

For Axys Internal Use Only [XSL Template: Pest2.xsl; Created: 21-Jul-2015 09:29:16; Application: XMLTransformer-1.14.15;
Report Filename: PAH_PAH_LO_LPAR_L23192-9_Form2_PH5S2380.D_SJ1908197.html; Workgroup: WG51540; Design ID: 2591]

AXYS METHOD MLA-021 Rev 12

Form 1A
ANALYSIS REPORT

CLIENT SAMPLE NO.
113 Top
Sample Collection:
N/A

AXYS ANALYTICAL SERVICES
2045 MILLS RD., SIDNEY, B.C., CANADA
V8L 5X2 TEL (250) 655-5800 FAX (250) 655-5811

Project No.	06262044.0000		
Contract No.:	4765	**Lab Sample I.D.:**	L23192-10
Matrix:	TISSUE	**Sample Size:**	2.00 g (wet)
Sample Receipt Date:	13-May-2015	**Initial Calibration Date:**	30-Jun-2015
Extraction Date:	23-Jun-2015	**Instrument ID:**	LR GC/MS
Analysis Date:	07-Jul-2015 **Time:** 13:02:00	**GC Column ID:**	RTX5
Extract Volume (uL):	500	**Sample Data Filename:**	**PH5S2381.D**
Injection Volume (uL):	1.0	**Blank Data Filename:**	PH5S2377.D
Dilution Factor:	N/A	**Cal. Ver. Data Filename:**	PH5S2372.D
Concentration Units:	ng/g (wet weight basis)	**% Moisture:**	1.74

This page is part of a total report that contains information necessary for accreditation compliance.
This test is not NELAP accredited. Sample results relate only to the sample tested.

COMPOUND	CAS NO.	LAB FLAG [1]	CONC. FOUND	REPORTING LIMIT (RL)[2]	ION ABUND. RATIO	RRT
Naphthalene	91-20-3	B	15.1	0.183 (S)	0.08	1.006
Acenaphthylene	208-96-8	B J	0.426	0.150 (S)	0.21	1.002
Acenaphthene	83-32-9	J	0.449	0.310 (S)	1.39	1.048
Fluorene	86-73-7	B J	0.496	0.118 (S)	1.23	0.843
Phenanthrene	85-01-8	B J	4.56	0.105 (S)	0.21	1.004
Anthracene	120-12-7	B J	0.632	0.105 (S)	0.21	1.011
Fluoranthene	206-44-0	J	6.75	0.0750 (S)	0.23	1.002
Pyrene	129-00-0	J	6.34	0.0731 (S)	0.21	1.032
Benz[a]anthracene [3]	56-55-3	J	3.93	0.0972 (S)	0.29	1.003
Chrysene [4]	218-01-9	J	4.85	0.102 (S)	0.30	1.003
Benzo[b]fluoranthene	205-99-2	J	5.02	0.195 (S)	0.24	1.004
Benzo[j,k]fluoranthenes		J	4.12	0.209 (S)	0.24	1.003
Benzo[e]pyrene	192-97-2	J	4.11	0.271 (S)	0.25	0.996
Benzo[a]pyrene	50-32-8	J	5.07	0.278 (S)	0.19	1.004
Perylene	198-55-0	J	1.33	0.287 (S)	0.18	1.004
Dibenz[a,h]anthracene [5]	53-70-3	B J	0.942	0.454 (S)	0.18	1.003
Indeno[1,2,3-cd]pyrene	193-39-5	K J	4.08	0.302 (S)	0.47	1.002
Benzo[ghi]perylene	191-24-2	B J	3.85	0.265 (S)	0.24	1.003
2-Methylnaphthalene	91-57-6	B J	6.31	0.178 (S)	0.89	1.009
2,6-Dimethylnaphthalene	581-42-0	B J	1.27	0.310 (S)	0.62	1.011
2,3,5-Trimethylnaphthalene	2245-38-7	B J	0.912	0.202 (S)	1.04	1.226
1-Methylphenanthrene	832-69-9	B J	0.449	0.151 (S)	0.70	1.111
Dibenzothiophene	132-65-0	B J	0.434	0.0902 (S)	0.09	1.003

(1) Where applicable, custom lab flags have been used on this report; K = peak detected but did not meet quantification criteria, result reported represents the estimated maximum possible concentration; B = analyte found in the associated blank and concentration in sample is less than 10X the concentration in the associated blank; J = concentration less than lowest calibration equivalent.
(2) Reporting Limit (Code): S = sample detection limit; M = method detection limit; L = lowest calibration level equivalent; Q = contract defined limit.
(3) May co-elute with Cyclopenta(cd)pyrene.
(4) May co-elute with Triphenylene.
(5) May co-elute with Dibenz[a,c]anthracene.

These data are validated and reported as accurate and in accord with AXYS Analytical Services Ltd. ISO17025 compliant quality assurance processes.
Signed: _____Brian Watson_____

For Axys Internal Use Only [XSL Template: Pest1A.xsl; Created: 21-Jul-2015 09:29:16; Application: XMLTransformer-1.14.15;
Report Filename: PAH_PAH_LO_LPAR_L23192-10_Form1A_PH5S2381.D_SJ1908198.html; Workgroup: WG51540; Design ID: 2591]

AXYS METHOD MLA-021 Rev 12

Form 2

ANALYSIS REPORT

CLIENT SAMPLE NO.
113 Top
Sample Collection:
N/A

AXYS ANALYTICAL SERVICES
2045 MILLS RD., SIDNEY, B.C., CANADA
V8L 5X2 TEL (250) 655-5800 FAX (250) 655-5811

Project No.	06262044.0000		
Contract No.:	4765	**Lab Sample I.D.:**	L23192-10
Matrix:	TISSUE	**Sample Size:**	2.00 g (wet)
Sample Receipt Date:	13-May-2015	**Initial Calibration Date:**	30-Jun-2015
Extraction Date:	23-Jun-2015	**Instrument ID:**	LR GC/MS
Analysis Date:	07-Jul-2015 **Time:** 13:02:00	**GC Column ID:**	RTX5
Extract Volume (uL):	500	**Sample Data Filename:**	**PH5S2381.D**
Injection Volume (uL):	1.0	**Blank Data Filename:**	PH5S2377.D
Dilution Factor:	N/A	**Cal. Ver. Data Filename:**	PH5S2372.D
Concentration Units:	ng absolute	**% Moisture:**	1.74

This page is part of a total report that contains information necessary for accreditation compliance.
This test is not NELAP accredited. Sample results relate only to the sample tested.

LABELED COMPOUND	LAB FLAG [1]	SPIKE CONC.	CONC. FOUND	R(%) [2]	ION ABUND. RATIO	RRT
Naphthalene d-8		2000	713	35.7	0.09	0.608
2-Methylnaphthalene d-10		2000	797	39.9	0.17	0.755
2,6-Dimethylnaphthalene d-12		2020	811	40.3	0.81	0.896
Acenaphthylene d-8		2000	801	40.1	0.16	0.961
Dibenzothiophene d-8		2010	1210	60.3	0.09	0.791
Phenanthrene d-10		2010	1440	71.7	0.15	0.807
Fluoranthene d-10		2010	1660	83.0	0.18	0.971
Benzo[a]anthracene d-12		2000	1530	76.6	0.25	1.164
Chrysene d-12		2000	1580	79.1	0.27	1.169
Benzo[b]fluoranthene d-12		2020	1740	86.3	0.21	0.958
Benzo[k]fluoranthene d-12		2010	1710	85.5	0.20	0.962
Benzo[a]pyrene d-12		2010	1630	81.3	0.20	1.009
Perylene d-12		2010	1680	83.4	0.26	1.024
Dibenzo[a,h]anthracene d-14		2000	1410	70.4	0.33	1.211
Indeno[1,2,3-cd]pyrene d-12		2000	1430	71.3	0.18	1.207
Benzo[ghi]perylene d-12		2010	1510	75.1	0.20	1.238

(1) Where applicable, custom lab flags have been used on this report.
(2) R% = percent recovery.

These data are validated and reported as accurate and in accord with AXYS Analytical Services Ltd. ISO17025 compliant quality assurance processes.
Signed: _____Brian Watson_____

For Axys Internal Use Only [XSL Template: Pest2.xsl; Created: 21-Jul-2015 09:29:16; Application: XMLTransformer-1.14.15;
Report Filename: PAH_PAH_LO_LPAR_L23192-10_Form2_PH5S2381.D_SJ1908198.html; Workgroup: WG51540; Design ID: 2591]

AXYS METHOD MLA-021 Rev 12

Form 1A
ANALYSIS REPORT

CLIENT SAMPLE NO.
115 Middle
Sample Collection:
N/A

AXYS ANALYTICAL SERVICES
2045 MILLS RD., SIDNEY, B.C., CANADA
V8L 5X2 TEL (250) 655-5800 FAX (250) 655-5811

Project No.	06262044.0000		
Contract No.:	4765	**Lab Sample I.D.:**	L23192-11
Matrix:	TISSUE	**Sample Size:**	2.12 g (wet)
Sample Receipt Date:	13-May-2015	**Initial Calibration Date:**	30-Jun-2015
Extraction Date:	23-Jun-2015	**Instrument ID:**	LR GC/MS
Analysis Date:	07-Jul-2015 **Time:** 13:51:00	**GC Column ID:**	RTX5
Extract Volume (uL):	500	**Sample Data Filename:**	**PH5S2382.D**
Injection Volume (uL):	1.0	**Blank Data Filename:**	PH5S2377.D
Dilution Factor:	N/A	**Cal. Ver. Data Filename:**	PH5S2372.D
Concentration Units:	ng/g (wet weight basis)	**% Moisture:**	4.90

This page is part of a total report that contains information necessary for accreditation compliance.
This test is not NELAP accredited. Sample results relate only to the sample tested.

COMPOUND	CAS NO.	LAB FLAG [1]	CONC. FOUND	REPORTING LIMIT (RL)[2]	ION ABUND. RATIO	RRT
Naphthalene	91-20-3	B J	6.89	0.384 (S)	0.08	1.006
Acenaphthylene	208-96-8	B J	0.553	0.130 (S)	0.20	1.002
Acenaphthene	83-32-9	J	0.439	0.358 (S)	1.39	1.047
Fluorene	86-73-7	B J	0.572	0.127 (S)	0.96	0.843
Phenanthrene	85-01-8	B J	4.31	0.0913 (S)	0.21	1.004
Anthracene	120-12-7	B J	0.625	0.0913 (S)	0.21	1.011
Fluoranthene	206-44-0	J	6.06	0.0535 (S)	0.22	1.002
Pyrene	129-00-0	J	5.66	0.0521 (S)	0.22	1.032
Benz[a]anthracene [3]	56-55-3	J	3.14	0.0539 (S)	0.32	1.002
Chrysene [4]	218-01-9	J	4.00	0.0561 (S)	0.30	1.003
Benzo[b]fluoranthene	205-99-2	K J	3.82	0.125 (S)	0.30	1.004
Benzo[j,k]fluoranthenes		J	3.21	0.130 (S)	0.23	1.002
Benzo[e]pyrene	192-97-2	J	3.07	0.174 (S)	0.21	0.996
Benzo[a]pyrene	50-32-8	J	3.63	0.179 (S)	0.20	1.004
Perylene	198-55-0	K J	0.975	0.182 (S)	0.30	1.004
Dibenz[a,h]anthracene [5]	53-70-3	B J	0.625	0.191 (S)	0.17	1.003
Indeno[1,2,3-cd]pyrene	193-39-5	K B J	3.29	0.214 (S)	0.47	1.002
Benzo[ghi]perylene	191-24-2	B J	3.00	0.175 (S)	0.26	1.003
2-Methylnaphthalene	91-57-6	B J	7.20	0.439 (S)	0.90	1.009
2,6-Dimethylnaphthalene	581-42-0	B J	1.38	0.653 (S)	0.80	1.010
2,3,5-Trimethylnaphthalene	2245-38-7	B J	0.934	0.504 (S)	0.85	1.226
1-Methylphenanthrene	832-69-9	B J	0.588	0.180 (S)	0.53	1.110
Dibenzothiophene	132-65-0	K B J	0.348	0.0886 (S)	0.11	1.003

(1) Where applicable, custom lab flags have been used on this report; K = peak detected but did not meet quantification criteria, result reported represents the estimated maximum possible concentration; B = analyte found in the associated blank and concentration in sample is less than 10X the concentration in the associated blank; J = concentration less than lowest calibration equivalent.
(2) Reporting Limit (Code): S = sample detection limit; M = method detection limit; L = lowest calibration level equivalent; Q = contract defined limit.
(3) May co-elute with Cyclopenta(cd)pyrene.
(4) May co-elute with Triphenylene.
(5) May co-elute with Dibenz[a,c]anthracene.

These data are validated and reported as accurate and in accord with AXYS Analytical Services Ltd. ISO17025 compliant quality assurance processes.
Signed: _____Brian Watson_____

For Axys Internal Use Only [XSL Template: Pest1A.xsl; Created: 21-Jul-2015 09:29:16; Application: XMLTransformer-1.14.15;
Report Filename: PAH_PAH_LO_LPAR_L23192-11_Form1A_PH5S2382.D_SJ1908199.html; Workgroup: WG51540; Design ID: 2591]

AXYS METHOD MLA-021 Rev 12

Form 2

ANALYSIS REPORT

CLIENT SAMPLE NO.
115 Middle
Sample Collection:
N/A

AXYS ANALYTICAL SERVICES
2045 MILLS RD., SIDNEY, B.C., CANADA
V8L 5X2 TEL (250) 655-5800 FAX (250) 655-5811

Project No.	06262044.0000		
Contract No.:	4765	**Lab Sample I.D.:**	L23192-11
Matrix:	TISSUE	**Sample Size:**	2.12 g (wet)
Sample Receipt Date:	13-May-2015	**Initial Calibration Date:**	30-Jun-2015
Extraction Date:	23-Jun-2015	**Instrument ID:**	LR GC/MS
Analysis Date:	07-Jul-2015 **Time:** 13:51:00	**GC Column ID:**	RTX5
Extract Volume (uL):	500	**Sample Data Filename:**	**PH5S2382.D**
Injection Volume (uL):	1.0	**Blank Data Filename:**	PH5S2377.D
Dilution Factor:	N/A	**Cal. Ver. Data Filename:**	PH5S2372.D
Concentration Units:	ng absolute	**% Moisture:**	4.90

This page is part of a total report that contains information necessary for accreditation compliance.
This test is not NELAP accredited. Sample results relate only to the sample tested.

LABELED COMPOUND	LAB FLAG [1]	SPIKE CONC.	CONC. FOUND	R(%) [2]	ION ABUND. RATIO	RRT
Naphthalene d-8		2000	466	23.3	0.09	0.607
2-Methylnaphthalene d-10		2000	505	25.2	0.17	0.754
2,6-Dimethylnaphthalene d-12	V	2020	355	17.6	0.81	0.896
Acenaphthylene d-8		2000	676	33.8	0.16	0.961
Dibenzothiophene d-8		2010	1010	50.2	0.09	0.791
Phenanthrene d-10		2010	1230	61.0	0.15	0.807
Fluoranthene d-10		2010	1600	79.6	0.18	0.971
Benzo[a]anthracene d-12		2000	1780	89.2	0.25	1.164
Chrysene d-12		2000	1860	92.9	0.27	1.169
Benzo[b]fluoranthene d-12		2020	1710	84.4	0.21	0.957
Benzo[k]fluoranthene d-12		2010	1700	85.0	0.20	0.962
Benzo[a]pyrene d-12		2010	1650	82.1	0.21	1.008
Perylene d-12		2010	1670	83.0	0.26	1.023
Dibenzo[a,h]anthracene d-14		2000	1530	76.4	0.31	1.211
Indeno[1,2,3-cd]pyrene d-12		2000	1500	75.0	0.18	1.206
Benzo[ghi]perylene d-12		2010	1570	78.3	0.19	1.238

(1) Where applicable, custom lab flags have been used on this report; V = surrogate recovery is not within method/contract control limits.
(2) R% = percent recovery.

These data are validated and reported as accurate and in accord with AXYS Analytical Services Ltd. ISO17025 compliant quality assurance processes.
Signed: _____Brian Watson_____

For Axys Internal Use Only [XSL Template: Pest2.xsl; Created: 21-Jul-2015 09:29:16; Application: XMLTransformer-1.14.15;
Report Filename: PAH_PAH_LO_LPAR_L23192-11_Form2_PH5S2382.D_SJ1908199.html; Workgroup: WG51540; Design ID: 2591]

AXYS METHOD MLA-021 Rev 12

Form 1A
ANALYSIS REPORT

CLIENT SAMPLE NO.
117 Bottom
Sample Collection:
N/A

AXYS ANALYTICAL SERVICES
2045 MILLS RD., SIDNEY, B.C., CANADA
V8L 5X2 TEL (250) 655-5800 FAX (250) 655-5811

Project No.	06262044.0000		
Contract No.:	4765	**Lab Sample I.D.:**	L23192-12
Matrix:	TISSUE	**Sample Size:**	2.09 g (wet)
Sample Receipt Date:	13-May-2015	**Initial Calibration Date:**	30-Jun-2015
Extraction Date:	23-Jun-2015	**Instrument ID:**	LR GC/MS
Analysis Date:	07-Jul-2015 **Time:** 14:40:00	**GC Column ID:**	RTX5
Extract Volume (uL):	500	**Sample Data Filename:**	**PH5S2383.D**
Injection Volume (uL):	1.0	**Blank Data Filename:**	PH5S2377.D
Dilution Factor:	N/A	**Cal. Ver. Data Filename:**	PH5S2372.D
Concentration Units:	ng/g (wet weight basis)	**% Moisture:**	1.82

This page is part of a total report that contains information necessary for accreditation compliance.
This test is not NELAP accredited. Sample results relate only to the sample tested.

COMPOUND	CAS NO.	LAB FLAG [1]	CONC. FOUND	REPORTING LIMIT (RL)[2]	ION ABUND. RATIO	RRT
Naphthalene	91-20-3	B J	4.87	0.177 (S)	0.09	1.006
Acenaphthylene	208-96-8	B J	0.462	0.130 (S)	0.23	1.003
Acenaphthene	83-32-9	J	0.652	0.267 (S)	1.12	1.048
Fluorene	86-73-7	B J	0.560	0.135 (S)	1.13	0.843
Phenanthrene	85-01-8	B J	4.56	0.0847 (S)	0.19	1.004
Anthracene	120-12-7	B J	0.638	0.0847 (S)	0.20	1.011
Fluoranthene	206-44-0	J	7.72	0.0838 (S)	0.22	1.002
Pyrene	129-00-0	J	7.42	0.0817 (S)	0.22	1.032
Benz[a]anthracene [3]	56-55-3	J	4.83	0.0613 (S)	0.30	1.002
Chrysene [4]	218-01-9	J	6.10	0.0618 (S)	0.32	1.003
Benzo[b]fluoranthene	205-99-2	J	6.51	0.146 (S)	0.24	1.004
Benzo[j,k]fluoranthenes		J	6.29	0.155 (S)	0.21	1.002
Benzo[e]pyrene	192-97-2	J	5.85	0.206 (S)	0.24	0.996
Benzo[a]pyrene	50-32-8	J	7.50	0.211 (S)	0.22	1.004
Perylene	198-55-0	K J	2.24	0.227 (S)	0.37	1.004
Dibenz[a,h]anthracene [5]	53-70-3	B J	1.28	0.349 (S)	0.21	1.003
Indeno[1,2,3-cd]pyrene	193-39-5	K J	6.70	0.278 (S)	0.41	1.002
Benzo[ghi]perylene	191-24-2	J	6.08	0.246 (S)	0.22	1.003
2-Methylnaphthalene	91-57-6	B J	5.78	0.165 (S)	0.93	1.009
2,6-Dimethylnaphthalene	581-42-0	B J	0.976	0.304 (S)	0.67	1.012
2,3,5-Trimethylnaphthalene	2245-38-7	B J	0.584	0.188 (S)	0.99	1.227
1-Methylphenanthrene	832-69-9	B J	0.517	0.164 (S)	0.69	1.110
Dibenzothiophene	132-65-0	K B J	0.301	0.0730 (S)	0.11	1.003

(1) Where applicable, custom lab flags have been used on this report; K = peak detected but did not meet quantification criteria, result reported represents the estimated maximum possible concentration; B = analyte found in the associated blank and concentration in sample is less than 10X the concentration in the associated blank; J = concentration less than lowest calibration equivalent.
(2) Reporting Limit (Code): S = sample detection limit; M = method detection limit; L = lowest calibration level equivalent; Q = contract defined limit.
(3) May co-elute with Cyclopenta(cd)pyrene.
(4) May co-elute with Triphenylene.
(5) May co-elute with Dibenz[a,c]anthracene.

These data are validated and reported as accurate and in accord with AXYS Analytical Services Ltd. ISO17025 compliant quality assurance processes.
Signed: _____Brian Watson_____

For Axys Internal Use Only [XSL Template: Pest1A.xsl; Created: 21-Jul-2015 09:29:16; Application: XMLTransformer-1.14.15;
Report Filename: PAH_PAH_LO_LPAR_L23192-12_Form1A_PH5S2383.D_SJ1908200.html; Workgroup: WG51540; Design ID: 2591]

AXYS METHOD MLA-021 Rev 12

Form 2

ANALYSIS REPORT

CLIENT SAMPLE NO.
117 Bottom
Sample Collection:
N/A

AXYS ANALYTICAL SERVICES
2045 MILLS RD., SIDNEY, B.C., CANADA
V8L 5X2 TEL (250) 655-5800 FAX (250) 655-5811

Project No.	06262044.0000		
Contract No.:	4765	**Lab Sample I.D.:**	L23192-12
Matrix:	TISSUE	**Sample Size:**	2.09 g (wet)
Sample Receipt Date:	13-May-2015	**Initial Calibration Date:**	30-Jun-2015
Extraction Date:	23-Jun-2015	**Instrument ID:**	LR GC/MS
Analysis Date:	07-Jul-2015 **Time:** 14:40:00	**GC Column ID:**	RTX5
Extract Volume (uL):	500	**Sample Data Filename:**	**PH5S2383.D**
Injection Volume (uL):	1.0	**Blank Data Filename:**	PH5S2377.D
Dilution Factor:	N/A	**Cal. Ver. Data Filename:**	PH5S2372.D
Concentration Units:	ng absolute	**% Moisture:**	1.82

This page is part of a total report that contains information necessary for accreditation compliance.
This test is not NELAP accredited. Sample results relate only to the sample tested.

LABELED COMPOUND	LAB FLAG [1]	SPIKE CONC.	CONC. FOUND	R(%) [2]	ION ABUND. RATIO	RRT
Naphthalene d-8		2000	737	36.8	0.09	0.607
2-Methylnaphthalene d-10		2000	799	39.9	0.17	0.755
2,6-Dimethylnaphthalene d-12		2020	654	32.5	0.81	0.895
Acenaphthylene d-8		2000	854	42.7	0.16	0.961
Dibenzothiophene d-8		2010	1220	60.5	0.09	0.791
Phenanthrene d-10		2010	1390	69.3	0.15	0.807
Fluoranthene d-10		2010	1620	80.6	0.18	0.971
Benzo[a]anthracene d-12		2000	1600	79.8	0.25	1.164
Chrysene d-12		2000	1660	83.1	0.27	1.169
Benzo[b]fluoranthene d-12		2020	1730	85.7	0.21	0.957
Benzo[k]fluoranthene d-12		2010	1720	85.7	0.20	0.962
Benzo[a]pyrene d-12		2010	1640	81.7	0.21	1.008
Perylene d-12		2010	1600	79.5	0.26	1.023
Dibenzo[a,h]anthracene d-14		2000	1550	77.6	0.29	1.211
Indeno[1,2,3-cd]pyrene d-12		2000	1530	76.6	0.18	1.206
Benzo[ghi]perylene d-12		2010	1580	79.0	0.19	1.237

(1) Where applicable, custom lab flags have been used on this report.
(2) R% = percent recovery.

These data are validated and reported as accurate and in accord with AXYS Analytical Services Ltd. ISO17025 compliant quality assurance processes.
Signed: _____Brian Watson_____

For Axys Internal Use Only [XSL Template: Pest2.xsl; Created: 21-Jul-2015 09:29:16; Application: XMLTransformer-1.14.15;
Report Filename: PAH_PAH_LO_LPAR_L23192-12_Form2_PH5S2383.D_SJ1908200.html; Workgroup: WG51540; Design ID: 2591]

AXYS METHOD MLA-021 Rev 12

Form 1A
ANALYSIS REPORT

CLIENT SAMPLE NO.
139 Middle
Sample Collection:
N/A

AXYS ANALYTICAL SERVICES
2045 MILLS RD., SIDNEY, B.C., CANADA
V8L 5X2 TEL (250) 655-5800 FAX (250) 655-5811

Project No.	06262044.0000		
Contract No.:	4765	**Lab Sample I.D.:**	L23192-17
Matrix:	TISSUE	**Sample Size:**	1.99 g (wet)
Sample Receipt Date:	13-May-2015	**Initial Calibration Date:**	30-Jun-2015
Extraction Date:	23-Jun-2015	**Instrument ID:**	LR GC/MS
Analysis Date:	07-Jul-2015 **Time:** 16:18:00	**GC Column ID:**	RTX5
Extract Volume (uL):	500	**Sample Data Filename:**	**PH5S2385.D**
Injection Volume (uL):	1.0	**Blank Data Filename:**	PH5S2377.D
Dilution Factor:	N/A	**Cal. Ver. Data Filename:**	PH5S2372.D
Concentration Units:	ng/g (wet weight basis)	**% Moisture:**	6.42

This page is part of a total report that contains information necessary for accreditation compliance.
This test is not NELAP accredited. Sample results relate only to the sample tested.

COMPOUND	CAS NO.	LAB FLAG [1]	CONC. FOUND	REPORTING LIMIT (RL)[2]	ION ABUND. RATIO	RRT
Naphthalene	91-20-3	B J	5.38	0.225 (S)	0.09	1.006
Acenaphthylene	208-96-8	B J	0.553	0.0910 (S)	0.22	1.003
Acenaphthene	83-32-9	J	1.01	0.223 (S)	1.06	1.047
Fluorene	86-73-7	B J	0.764	0.133 (S)	1.11	0.843
Phenanthrene	85-01-8		16.8	0.0887 (S)	0.19	1.004
Anthracene	120-12-7	J	3.03	0.0887 (S)	0.18	1.011
Fluoranthene	206-44-0		44.5	0.0719 (S)	0.21	1.002
Pyrene	129-00-0		38.7	0.0701 (S)	0.21	1.032
Benz[a]anthracene [3]	56-55-3		28.4	0.0762 (S)	0.27	1.002
Chrysene [4]	218-01-9		32.1	0.0784 (S)	0.31	1.003
Benzo[b]fluoranthene	205-99-2		34.2	0.219 (S)	0.23	1.004
Benzo[j,k]fluoranthenes			31.1	0.230 (S)	0.22	1.002
Benzo[e]pyrene	192-97-2		27.5	0.305 (S)	0.23	0.996
Benzo[a]pyrene	50-32-8		34.8	0.313 (S)	0.22	1.004
Perylene	198-55-0	J	9.83	0.325 (S)	0.25	1.004
Dibenz[a,h]anthracene [5]	53-70-3	J	5.94	0.448 (S)	0.17	1.003
Indeno[1,2,3-cd]pyrene	193-39-5		29.3	0.270 (S)	0.28	1.002
Benzo[ghi]perylene	191-24-2		26.4	0.227 (S)	0.24	1.003
2-Methylnaphthalene	91-57-6	B J	6.17	0.237 (S)	0.89	1.009
2,6-Dimethylnaphthalene	581-42-0	B J	1.01	0.277 (S)	0.59	1.011
2,3,5-Trimethylnaphthalene	2245-38-7	B J	0.927	0.151 (S)	0.86	1.231
1-Methylphenanthrene	832-69-9	B J	1.20	0.136 (S)	0.63	1.110
Dibenzothiophene	132-65-0	K B J	0.894	0.0582 (S)	0.10	1.003

(1) Where applicable, custom lab flags have been used on this report; K = peak detected but did not meet quantification criteria, result reported represents the estimated maximum possible concentration; B = analyte found in the associated blank and concentration in sample is less than 10X the concentration in the associated blank; J = concentration less than lowest calibration equivalent.
(2) Reporting Limit (Code): S = sample detection limit; M = method detection limit; L = lowest calibration level equivalent; Q = contract defined limit.
(3) May co-elute with Cyclopenta(cd)pyrene.
(4) May co-elute with Triphenylene.
(5) May co-elute with Dibenz[a,c]anthracene.

These data are validated and reported as accurate and in accord with AXYS Analytical Services Ltd. ISO17025 compliant quality assurance processes.
Signed: _____Brian Watson_____

For Axys Internal Use Only [XSL Template: Pest1A.xsl; Created: 21-Jul-2015 09:29:16; Application: XMLTransformer-1.14.15;
Report Filename: PAH_PAH_LO_LPAR_L23192-17_Form1A_PH5S2385.D_SJ1908201.html; Workgroup: WG51540; Design ID: 2591]

AXYS METHOD MLA-021 Rev 12

Form 2

ANALYSIS REPORT

CLIENT SAMPLE NO.
139 Middle
Sample Collection:
N/A

AXYS ANALYTICAL SERVICES
2045 MILLS RD., SIDNEY, B.C., CANADA
V8L 5X2 TEL (250) 655-5800 FAX (250) 655-5811

Project No.	06262044.0000		
Contract No.:	4765	**Lab Sample I.D.:**	L23192-17
Matrix:	TISSUE	**Sample Size:**	1.99 g (wet)
Sample Receipt Date:	13-May-2015	**Initial Calibration Date:**	30-Jun-2015
Extraction Date:	23-Jun-2015	**Instrument ID:**	LR GC/MS
Analysis Date:	07-Jul-2015 **Time:** 16:18:00	**GC Column ID:**	RTX5
Extract Volume (uL):	500	**Sample Data Filename:**	**PH5S2385.D**
Injection Volume (uL):	1.0	**Blank Data Filename:**	PH5S2377.D
Dilution Factor:	N/A	**Cal. Ver. Data Filename:**	PH5S2372.D
Concentration Units:	ng absolute	**% Moisture:**	6.42

This page is part of a total report that contains information necessary for accreditation compliance.
This test is not NELAP accredited. Sample results relate only to the sample tested.

LABELED COMPOUND	LAB FLAG [1]	SPIKE CONC.	CONC. FOUND	R(%) [2]	ION ABUND. RATIO	RRT
Naphthalene d-8		2000	769	38.4	0.09	0.607
2-Methylnaphthalene d-10		2000	841	42.1	0.17	0.754
2,6-Dimethylnaphthalene d-12		2020	928	46.0	0.81	0.895
Acenaphthylene d-8		2000	980	49.0	0.16	0.961
Dibenzothiophene d-8		2010	1370	67.9	0.09	0.791
Phenanthrene d-10		2010	1550	77.2	0.15	0.807
Fluoranthene d-10		2010	1720	85.7	0.18	0.971
Benzo[a]anthracene d-12		2000	1680	84.1	0.25	1.164
Chrysene d-12		2000	1720	86.1	0.27	1.169
Benzo[b]fluoranthene d-12		2020	1800	88.9	0.21	0.958
Benzo[k]fluoranthene d-12		2010	1780	88.7	0.20	0.962
Benzo[a]pyrene d-12		2010	1700	84.5	0.21	1.009
Perylene d-12		2010	1750	87.1	0.26	1.024
Dibenzo[a,h]anthracene d-14		2000	1440	71.9	0.32	1.211
Indeno[1,2,3-cd]pyrene d-12		2000	1470	73.3	0.18	1.207
Benzo[ghi]perylene d-12		2010	1570	78.4	0.20	1.238

(1) Where applicable, custom lab flags have been used on this report.
(2) R% = percent recovery.

These data are validated and reported as accurate and in accord with AXYS Analytical Services Ltd. ISO17025 compliant quality assurance processes.
Signed: _____Brian Watson_____

For Axys Internal Use Only [XSL Template: Pest2.xsl; Created: 21-Jul-2015 09:29:16; Application: XMLTransformer-1.14.15;
Report Filename: PAH_PAH_LO_LPAR_L23192-17_Form2_PH5S2385.D_SJ1908201.html; Workgroup: WG51540; Design ID: 2591]

AXYS METHOD MLA-021 Rev 12

Form 1A
ANALYSIS REPORT

CLIENT SAMPLE NO.
141 Bottom
Sample Collection:
N/A

AXYS ANALYTICAL SERVICES
2045 MILLS RD., SIDNEY, B.C., CANADA
V8L 5X2 TEL (250) 655-5800 FAX (250) 655-5811

Project No.	06262044.0000		
Contract No.:	4765	**Lab Sample I.D.:**	L23192-18
Matrix:	TISSUE	**Sample Size:**	2.07 g (wet)
Sample Receipt Date:	13-May-2015	**Initial Calibration Date:**	30-Jun-2015
Extraction Date:	23-Jun-2015	**Instrument ID:**	LR GC/MS
Analysis Date:	08-Jul-2015 **Time:** 01:35:00	**GC Column ID:**	RTX5
Extract Volume (uL):	500	**Sample Data Filename:**	**PH5S2397.D**
Injection Volume (uL):	1.0	**Blank Data Filename:**	PH5S2377.D
Dilution Factor:	N/A	**Cal. Ver. Data Filename:**	PH5S2387.D
Concentration Units:	ng/g (wet weight basis)	**% Moisture:**	4.96

This page is part of a total report that contains information necessary for accreditation compliance.
This test is not NELAP accredited. Sample results relate only to the sample tested.

COMPOUND	CAS NO.	LAB FLAG [1]	CONC. FOUND	REPORTING LIMIT (RL)[2]	ION ABUND. RATIO	RRT
Naphthalene	91-20-3	B J	5.96	0.243 (S)	0.08	1.007
Acenaphthylene	208-96-8	B J	0.810	0.127 (S)	0.19	1.003
Acenaphthene	83-32-9	J	1.07	0.295 (S)	0.99	1.047
Fluorene	86-73-7	B J	0.800	0.159 (S)	0.94	0.843
Phenanthrene	85-01-8		17.4	0.0893 (S)	0.20	1.004
Anthracene	120-12-7	J	2.69	0.0893 (S)	0.18	1.011
Fluoranthene	206-44-0		44.7	0.0729 (S)	0.21	1.002
Pyrene	129-00-0		39.1	0.0711 (S)	0.21	1.032
Benz[a]anthracene [3]	56-55-3		29.4	0.131 (S)	0.28	1.002
Chrysene [4]	218-01-9		32.3	0.134 (S)	0.31	1.003
Benzo[b]fluoranthene	205-99-2		34.9	0.245 (S)	0.22	1.004
Benzo[j,k]fluoranthenes			32.4	0.259 (S)	0.23	1.002
Benzo[e]pyrene	192-97-2		27.2	0.336 (S)	0.24	0.996
Benzo[a]pyrene	50-32-8		35.7	0.344 (S)	0.22	1.004
Perylene	198-55-0	J	10.1	0.360 (S)	0.20	1.004
Dibenz[a,h]anthracene [5]	53-70-3	J	6.04	0.344 (S)	0.16	1.003
Indeno[1,2,3-cd]pyrene	193-39-5		28.4	0.258 (S)	0.28	1.002
Benzo[ghi]perylene	191-24-2		27.6	0.234 (S)	0.22	1.003
2-Methylnaphthalene	91-57-6	B J	5.86	0.330 (S)	0.93	1.009
2,6-Dimethylnaphthalene	581-42-0	B J	1.15	0.299 (S)	0.66	1.011
2,3,5-Trimethylnaphthalene	2245-38-7	B J	1.00	0.277 (S)	0.99	1.227
1-Methylphenanthrene	832-69-9	B J	1.18	0.171 (S)	0.67	1.110
Dibenzothiophene	132-65-0	K B J	0.809	0.0485 (S)	0.14	1.003

(1) Where applicable, custom lab flags have been used on this report; K = peak detected but did not meet quantification criteria, result reported represents the estimated maximum possible concentration; B = analyte found in the associated blank and concentration in sample is less than 10X the concentration in the associated blank; J = concentration less than lowest calibration equivalent.
(2) Reporting Limit (Code): S = sample detection limit; M = method detection limit; L = lowest calibration level equivalent; Q = contract defined limit.
(3) May co-elute with Cyclopenta(cd)pyrene.
(4) May co-elute with Triphenylene.
(5) May co-elute with Dibenz[a,c]anthracene.

These data are validated and reported as accurate and in accord with AXYS Analytical Services Ltd. ISO17025 compliant quality assurance processes.
Signed: _____Brian Watson_____

For Axys Internal Use Only [XSL Template: Pest1A.xsl; Created: 21-Jul-2015 09:29:16; Application: XMLTransformer-1.14.15;
Report Filename: PAH_PAH_LO_LPAR_L23192-18_Form1A_PH5S2397.D_SJ1908202.html; Workgroup: WG51540; Design ID: 2591]

AXYS METHOD MLA-021 Rev 12

Form 2

ANALYSIS REPORT

CLIENT SAMPLE NO.
141 Bottom
Sample Collection:
N/A

AXYS ANALYTICAL SERVICES
2045 MILLS RD., SIDNEY, B.C., CANADA
V8L 5X2 TEL (250) 655-5800 FAX (250) 655-5811

Project No.	06262044.0000		
Contract No.:	4765	**Lab Sample I.D.:**	L23192-18
Matrix:	TISSUE	**Sample Size:**	2.07 g (wet)
Sample Receipt Date:	13-May-2015	**Initial Calibration Date:**	30-Jun-2015
Extraction Date:	23-Jun-2015	**Instrument ID:**	LR GC/MS
Analysis Date:	08-Jul-2015 **Time:** 01:35:00	**GC Column ID:**	RTX5
Extract Volume (uL):	500	**Sample Data Filename:**	**PH5S2397.D**
Injection Volume (uL):	1.0	**Blank Data Filename:**	PH5S2377.D
Dilution Factor:	N/A	**Cal. Ver. Data Filename:**	PH5S2387.D
Concentration Units:	ng absolute	**% Moisture:**	4.96

This page is part of a total report that contains information necessary for accreditation compliance.
This test is not NELAP accredited. Sample results relate only to the sample tested.

LABELED COMPOUND	LAB FLAG [1]	SPIKE CONC.	CONC. FOUND	R(%) [2]	ION ABUND. RATIO	RRT
Naphthalene d-8		2000	571	28.6	0.09	0.607
2-Methylnaphthalene d-10		2000	684	34.2	0.17	0.754
2,6-Dimethylnaphthalene d-12		2020	730	36.2	0.81	0.896
Acenaphthylene d-8		2000	845	42.3	0.16	0.961
Dibenzothiophene d-8		2010	1310	65.2	0.09	0.791
Phenanthrene d-10		2010	1490	74.3	0.15	0.807
Fluoranthene d-10		2010	1650	82.1	0.17	0.971
Benzo[a]anthracene d-12		2000	1610	80.6	0.25	1.164
Chrysene d-12		2000	1650	82.4	0.27	1.169
Benzo[b]fluoranthene d-12		2020	1690	83.7	0.21	0.958
Benzo[k]fluoranthene d-12		2010	1680	84.0	0.20	0.962
Benzo[a]pyrene d-12		2010	1650	82.3	0.21	1.009
Perylene d-12		2010	1640	81.8	0.26	1.024
Dibenzo[a,h]anthracene d-14		2000	1610	80.5	0.29	1.211
Indeno[1,2,3-cd]pyrene d-12		2000	1600	79.9	0.18	1.206
Benzo[ghi]perylene d-12		2010	1610	80.3	0.20	1.238

(1) Where applicable, custom lab flags have been used on this report.
(2) R% = percent recovery.

These data are validated and reported as accurate and in accord with AXYS Analytical Services Ltd. ISO17025 compliant quality assurance processes.
Signed: _____Brian Watson_____

For Axys Internal Use Only [XSL Template: Pest2.xsl; Created: 21-Jul-2015 09:29:16; Application: XMLTransformer-1.14.15;
Report Filename: PAH_PAH_LO_LPAR_L23192-18_Form2_PH5S2397.D_SJ1908202.html; Workgroup: WG51540; Design ID: 2591]

AXYS METHOD MLA-021 Rev 12

Form 1A
ANALYSIS REPORT

CLIENT SAMPLE NO.
143 Top
Sample Collection:
N/A

AXYS ANALYTICAL SERVICES
2045 MILLS RD., SIDNEY, B.C., CANADA
V8L 5X2 TEL (250) 655-5800 FAX (250) 655-5811

Project No.	06262044.0000		
Contract No.:	4765	**Lab Sample I.D.:**	L23192-19
Matrix:	TISSUE	**Sample Size:**	1.98 g (wet)
Sample Receipt Date:	13-May-2015	**Initial Calibration Date:**	30-Jun-2015
Extraction Date:	23-Jun-2015	**Instrument ID:**	LR GC/MS
Analysis Date:	08-Jul-2015 **Time:** 02:23:00	**GC Column ID:**	RTX5
Extract Volume (uL):	500	**Sample Data Filename:**	**PH5S2398.D**
Injection Volume (uL):	1.0	**Blank Data Filename:**	PH5S2377.D
Dilution Factor:	N/A	**Cal. Ver. Data Filename:**	PH5S2387.D
Concentration Units:	ng/g (wet weight basis)	**% Moisture:**	6.16

This page is part of a total report that contains information necessary for accreditation compliance.
This test is not NELAP accredited. Sample results relate only to the sample tested.

COMPOUND	CAS NO.	LAB FLAG [1]	CONC. FOUND	REPORTING LIMIT (RL)[2]	ION ABUND. RATIO	RRT
Naphthalene	91-20-3	B J	6.05	0.379 (S)	0.08	1.006
Acenaphthylene	208-96-8	B J	0.710	0.239 (S)	0.24	1.003
Acenaphthene	83-32-9	J	0.453	0.422 (S)	1.26	1.048
Fluorene	86-73-7	B J	0.637	0.175 (S)	0.91	0.843
Phenanthrene	85-01-8	B J	5.54	0.117 (S)	0.21	1.004
Anthracene	120-12-7	B J	0.745	0.117 (S)	0.22	1.011
Fluoranthene	206-44-0	J	8.79	0.0960 (S)	0.22	1.002
Pyrene	129-00-0	J	7.75	0.0936 (S)	0.23	1.032
Benz[a]anthracene [3]	56-55-3	J	5.07	0.111 (S)	0.30	1.002
Chrysene [4]	218-01-9	J	6.15	0.117 (S)	0.31	1.003
Benzo[b]fluoranthene	205-99-2	J	6.92	0.265 (S)	0.25	1.004
Benzo[j,k]fluoranthenes		J	5.22	0.272 (S)	0.24	1.002
Benzo[e]pyrene	192-97-2	J	5.49	0.384 (S)	0.24	0.996
Benzo[a]pyrene	50-32-8	J	6.68	0.394 (S)	0.20	1.004
Perylene	198-55-0	K J	1.85	0.399 (S)	0.27	1.004
Dibenz[a,h]anthracene [5]	53-70-3	K B J	1.79	0.355 (S)	0.26	1.003
Indeno[1,2,3-cd]pyrene	193-39-5	K J	5.72	0.337 (S)	0.44	1.002
Benzo[ghi]perylene	191-24-2	J	5.60	0.288 (S)	0.27	1.003
2-Methylnaphthalene	91-57-6	B J	5.93	0.377 (S)	0.92	1.009
2,6-Dimethylnaphthalene	581-42-0	B J	0.840	0.411 (S)	0.79	1.011
2,3,5-Trimethylnaphthalene	2245-38-7	B J	1.04	0.214 (S)	0.79	1.233
1-Methylphenanthrene	832-69-9	B J	0.544	0.200 (S)	0.62	1.111
Dibenzothiophene	132-65-0	K B J	0.359	0.0907 (S)	0.11	1.003

(1) Where applicable, custom lab flags have been used on this report; K = peak detected but did not meet quantification criteria, result reported represents the estimated maximum possible concentration; B = analyte found in the associated blank and concentration in sample is less than 10X the concentration in the associated blank; J = concentration less than lowest calibration equivalent.
(2) Reporting Limit (Code): S = sample detection limit; M = method detection limit; L = lowest calibration level equivalent; Q = contract defined limit.
(3) May co-elute with Cyclopenta(cd)pyrene.
(4) May co-elute with Triphenylene.
(5) May co-elute with Dibenz[a,c]anthracene.

These data are validated and reported as accurate and in accord with AXYS Analytical Services Ltd. ISO17025 compliant quality assurance processes.
Signed: _____Brian Watson_____

For Axys Internal Use Only [XSL Template: Pest1A.xsl; Created: 21-Jul-2015 09:29:16; Application: XMLTransformer-1.14.15;
Report Filename: PAH_PAH_LO_LPAR_L23192-19_Form1A_PH5S2398.D_SJ1908203.html; Workgroup: WG51540; Design ID: 2591]

AXYS METHOD MLA-021 Rev 12

Form 2

ANALYSIS REPORT

CLIENT SAMPLE NO.
143 Top
Sample Collection:
N/A

AXYS ANALYTICAL SERVICES
2045 MILLS RD., SIDNEY, B.C., CANADA
V8L 5X2 TEL (250) 655-5800 FAX (250) 655-5811

Project No.	06262044.0000		
Contract No.:	4765	**Lab Sample I.D.:**	L23192-19
Matrix:	TISSUE	**Sample Size:**	1.98 g (wet)
Sample Receipt Date:	13-May-2015	**Initial Calibration Date:**	30-Jun-2015
Extraction Date:	23-Jun-2015	**Instrument ID:**	LR GC/MS
Analysis Date:	08-Jul-2015 **Time:** 02:23:00	**GC Column ID:**	RTX5
Extract Volume (uL):	500	**Sample Data Filename:**	**PH5S2398.D**
Injection Volume (uL):	1.0	**Blank Data Filename:**	PH5S2377.D
Dilution Factor:	N/A	**Cal. Ver. Data Filename:**	PH5S2387.D
Concentration Units:	ng absolute	**% Moisture:**	6.16

This page is part of a total report that contains information necessary for accreditation compliance.
This test is not NELAP accredited. Sample results relate only to the sample tested.

LABELED COMPOUND	LAB FLAG [1]	SPIKE CONC.	CONC. FOUND	R(%) [2]	ION ABUND. RATIO	RRT
Naphthalene d-8		2000	589	29.4	0.09	0.607
2-Methylnaphthalene d-10		2000	689	34.4	0.17	0.754
2,6-Dimethylnaphthalene d-12		2020	776	38.5	0.81	0.895
Acenaphthylene d-8		2000	793	39.7	0.16	0.961
Dibenzothiophene d-8		2010	1240	61.7	0.09	0.791
Phenanthrene d-10		2010	1450	71.9	0.15	0.807
Fluoranthene d-10		2010	1660	82.8	0.18	0.971
Benzo[a]anthracene d-12		2000	1580	79.2	0.25	1.164
Chrysene d-12		2000	1630	81.4	0.27	1.169
Benzo[b]fluoranthene d-12		2020	1760	87.1	0.21	0.958
Benzo[k]fluoranthene d-12		2010	1760	87.8	0.20	0.962
Benzo[a]pyrene d-12		2010	1650	82.4	0.21	1.009
Perylene d-12		2010	1660	82.8	0.26	1.024
Dibenzo[a,h]anthracene d-14		2000	1540	77.0	0.33	1.211
Indeno[1,2,3-cd]pyrene d-12		2000	1540	77.1	0.18	1.206
Benzo[ghi]perylene d-12		2010	1590	79.3	0.20	1.238

(1) Where applicable, custom lab flags have been used on this report.
(2) R% = percent recovery.

These data are validated and reported as accurate and in accord with AXYS Analytical Services Ltd. ISO17025 compliant quality assurance processes.
Signed: _____Brian Watson_____

For Axys Internal Use Only [XSL Template: Pest2.xsl; Created: 21-Jul-2015 09:29:16; Application: XMLTransformer-1.14.15;
Report Filename: PAH_PAH_LO_LPAR_L23192-19_Form2_PH5S2398.D_SJ1908203.html; Workgroup: WG51540; Design ID: 2591]

AXYS METHOD MLA-021 Rev 12

Form 1A
ANALYSIS REPORT

CLIENT SAMPLE NO.
145 Middle
Sample Collection:
N/A

AXYS ANALYTICAL SERVICES
2045 MILLS RD., SIDNEY, B.C., CANADA
V8L 5X2 TEL (250) 655-5800 FAX (250) 655-5811

Project No.	06262044.0000		
Contract No.:	4765	**Lab Sample I.D.:**	L23192-20
Matrix:	TISSUE	**Sample Size:**	2.00 g (wet)
Sample Receipt Date:	13-May-2015	**Initial Calibration Date:**	30-Jun-2015
Extraction Date:	23-Jun-2015	**Instrument ID:**	LR GC/MS
Analysis Date:	08-Jul-2015 **Time:** 03:12:00	**GC Column ID:**	RTX5
Extract Volume (uL):	500	**Sample Data Filename:**	**PH5S2399.D**
Injection Volume (uL):	1.0	**Blank Data Filename:**	PH5S2377.D
Dilution Factor:	N/A	**Cal. Ver. Data Filename:**	PH5S2387.D
Concentration Units:	ng/g (wet weight basis)	**% Moisture:**	5.88

This page is part of a total report that contains information necessary for accreditation compliance.
This test is not NELAP accredited. Sample results relate only to the sample tested.

COMPOUND	CAS NO.	LAB FLAG [1]	CONC. FOUND	REPORTING LIMIT (RL)[2]	ION ABUND. RATIO	RRT
Naphthalene	91-20-3	B J	4.71	0.248 (S)	0.07	1.006
Acenaphthylene	208-96-8	B J	0.583	0.169 (S)	0.16	1.003
Acenaphthene	83-32-9	J	0.511	0.221 (S)	0.95	1.047
Fluorene	86-73-7	B J	0.675	0.131 (S)	0.93	0.843
Phenanthrene	85-01-8	B J	5.48	0.105 (S)	0.21	1.004
Anthracene	120-12-7	B J	0.790	0.105 (S)	0.19	1.011
Fluoranthene	206-44-0	J	8.76	0.0738 (S)	0.22	1.002
Pyrene	129-00-0	J	8.07	0.0719 (S)	0.22	1.032
Benz[a]anthracene [3]	56-55-3	J	5.01	0.0889 (S)	0.30	1.002
Chrysene [4]	218-01-9	J	6.20	0.0918 (S)	0.31	1.003
Benzo[b]fluoranthene	205-99-2	J	6.70	0.176 (S)	0.24	1.004
Benzo[j,k]fluoranthenes		J	5.67	0.186 (S)	0.19	1.002
Benzo[e]pyrene	192-97-2	J	5.41	0.249 (S)	0.23	0.996
Benzo[a]pyrene	50-32-8	J	6.63	0.256 (S)	0.26	1.003
Perylene	198-55-0	J	1.96	0.261 (S)	0.25	1.004
Dibenz[a,h]anthracene [5]	53-70-3	B J	1.55	0.399 (S)	0.22	1.003
Indeno[1,2,3-cd]pyrene	193-39-5	J	6.04	0.393 (S)	0.27	1.002
Benzo[ghi]perylene	191-24-2	J	5.75	0.345 (S)	0.28	1.003
2-Methylnaphthalene	91-57-6	B J	5.67	0.211 (S)	0.90	1.009
2,6-Dimethylnaphthalene	581-42-0	B J	0.952	0.217 (S)	0.68	1.011
2,3,5-Trimethylnaphthalene	2245-38-7	K B J	1.31	0.218 (S)	0.70	1.233
1-Methylphenanthrene	832-69-9	B J	0.531	0.143 (S)	0.55	1.111
Dibenzothiophene	132-65-0	K B J	0.305	0.0444 (S)	0.05	1.003

(1) Where applicable, custom lab flags have been used on this report; K = peak detected but did not meet quantification criteria, result reported represents the estimated maximum possible concentration; B = analyte found in the associated blank and concentration in sample is less than 10X the concentration in the associated blank; J = concentration less than lowest calibration equivalent.
(2) Reporting Limit (Code): S = sample detection limit; M = method detection limit; L = lowest calibration level equivalent; Q = contract defined limit.
(3) May co-elute with Cyclopenta(cd)pyrene.
(4) May co-elute with Triphenylene.
(5) May co-elute with Dibenz[a,c]anthracene.

These data are validated and reported as accurate and in accord with AXYS Analytical Services Ltd. ISO17025 compliant quality assurance processes.
Signed: _____Brian Watson_____

For Axys Internal Use Only [XSL Template: Pest1A.xsl; Created: 21-Jul-2015 09:29:16; Application: XMLTransformer-1.14.15;
Report Filename: PAH_PAH_LO_LPAR_L23192-20_Form1A_PH5S2399.D_SJ1908204.html; Workgroup: WG51540; Design ID: 2591]

AXYS METHOD MLA-021 Rev 12

Form 2

ANALYSIS REPORT

CLIENT SAMPLE NO.
145 Middle
Sample Collection:
N/A

AXYS ANALYTICAL SERVICES
2045 MILLS RD., SIDNEY, B.C., CANADA
V8L 5X2 TEL (250) 655-5800 FAX (250) 655-5811

Project No.	06262044.0000		
Contract No.:	4765	**Lab Sample I.D.:**	L23192-20
Matrix:	TISSUE	**Sample Size:**	2.00 g (wet)
Sample Receipt Date:	13-May-2015	**Initial Calibration Date:**	30-Jun-2015
Extraction Date:	23-Jun-2015	**Instrument ID:**	LR GC/MS
Analysis Date:	08-Jul-2015 **Time:** 03:12:00	**GC Column ID:**	RTX5
Extract Volume (uL):	500	**Sample Data Filename:**	**PH5S2399.D**
Injection Volume (uL):	1.0	**Blank Data Filename:**	PH5S2377.D
Dilution Factor:	N/A	**Cal. Ver. Data Filename:**	PH5S2387.D
Concentration Units:	ng absolute	**% Moisture:**	5.88

This page is part of a total report that contains information necessary for accreditation compliance.
This test is not NELAP accredited. Sample results relate only to the sample tested.

LABELED COMPOUND	LAB FLAG [1]	SPIKE CONC.	CONC. FOUND	R(%) [2]	ION ABUND. RATIO	RRT
Naphthalene d-8		2000	865	43.2	0.09	0.607
2-Methylnaphthalene d-10		2000	968	48.4	0.17	0.754
2,6-Dimethylnaphthalene d-12		2020	1070	53.0	0.81	0.895
Acenaphthylene d-8		2000	1090	54.5	0.16	0.961
Dibenzothiophene d-8		2010	1360	67.7	0.09	0.791
Phenanthrene d-10		2010	1550	77.1	0.15	0.807
Fluoranthene d-10		2010	1670	83.0	0.18	0.971
Benzo[a]anthracene d-12		2000	1680	83.8	0.25	1.164
Chrysene d-12		2000	1710	85.6	0.27	1.169
Benzo[b]fluoranthene d-12		2020	1730	85.5	0.21	0.958
Benzo[k]fluoranthene d-12		2010	1750	87.0	0.20	0.962
Benzo[a]pyrene d-12		2010	1690	84.1	0.21	1.009
Perylene d-12		2010	1710	85.1	0.26	1.024
Dibenzo[a,h]anthracene d-14		2000	1500	75.2	0.33	1.211
Indeno[1,2,3-cd]pyrene d-12		2000	1520	75.8	0.18	1.206
Benzo[ghi]perylene d-12		2010	1570	78.4	0.20	1.238

(1) Where applicable, custom lab flags have been used on this report.
(2) R% = percent recovery.

These data are validated and reported as accurate and in accord with AXYS Analytical Services Ltd. ISO17025 compliant quality assurance processes.
Signed: _____Brian Watson_____

For Axys Internal Use Only [XSL Template: Pest2.xsl; Created: 21-Jul-2015 09:29:16; Application: XMLTransformer-1.14.15;
Report Filename: PAH_PAH_LO_LPAR_L23192-20_Form2_PH5S2399.D_SJ1908204.html; Workgroup: WG51540; Design ID: 2591]

AXYS METHOD MLA-021 Rev 12

Form 1A
ANALYSIS REPORT

CLIENT SAMPLE NO.
147 Bottom
Sample Collection:
N/A

AXYS ANALYTICAL SERVICES
2045 MILLS RD., SIDNEY, B.C., CANADA
V8L 5X2 TEL (250) 655-5800 FAX (250) 655-5811

Project No.	06262044.0000		
Contract No.:	4765	**Lab Sample I.D.:**	L23192-21
Matrix:	TISSUE	**Sample Size:**	1.99 g (wet)
Sample Receipt Date:	13-May-2015	**Initial Calibration Date:**	30-Jun-2015
Extraction Date:	23-Jun-2015	**Instrument ID:**	LR GC/MS
Analysis Date:	08-Jul-2015 **Time:** 04:01:00	**GC Column ID:**	RTX5
Extract Volume (uL):	500	**Sample Data Filename:**	**PH5S2400.D**
Injection Volume (uL):	1.0	**Blank Data Filename:**	PH5S2377.D
Dilution Factor:	N/A	**Cal. Ver. Data Filename:**	PH5S2387.D
Concentration Units:	ng/g (wet weight basis)	**% Moisture:**	5.22

This page is part of a total report that contains information necessary for accreditation compliance.
This test is not NELAP accredited. Sample results relate only to the sample tested.

COMPOUND	CAS NO.	LAB FLAG [1]	CONC. FOUND	REPORTING LIMIT (RL)[2]	ION ABUND. RATIO	RRT
Naphthalene	91-20-3	B J	10.2	0.524 (S)	0.09	1.006
Acenaphthylene	208-96-8	B J	0.823	0.141 (S)	0.23	1.003
Acenaphthene	83-32-9	J	0.790	0.438 (S)	0.99	1.048
Fluorene	86-73-7	B J	0.659	0.159 (S)	1.00	0.843
Phenanthrene	85-01-8	B J	5.90	0.0865 (S)	0.20	1.004
Anthracene	120-12-7	B J	0.832	0.0865 (S)	0.20	1.011
Fluoranthene	206-44-0	J	8.87	0.0779 (S)	0.23	1.002
Pyrene	129-00-0	J	8.14	0.0759 (S)	0.23	1.032
Benz[a]anthracene [3]	56-55-3	J	5.04	0.0594 (S)	0.29	1.002
Chrysene [4]	218-01-9	J	6.11	0.0606 (S)	0.31	1.003
Benzo[b]fluoranthene	205-99-2	J	6.19	0.194 (S)	0.24	1.004
Benzo[j,k]fluoranthenes		J	5.61	0.193 (S)	0.23	1.002
Benzo[e]pyrene	192-97-2	J	5.43	0.264 (S)	0.22	0.996
Benzo[a]pyrene	50-32-8	J	6.65	0.270 (S)	0.24	1.004
Perylene	198-55-0	J	1.59	0.284 (S)	0.25	1.004
Dibenz[a,h]anthracene [5]	53-70-3	B J	1.42	0.373 (S)	0.20	1.003
Indeno[1,2,3-cd]pyrene	193-39-5	K J	5.96	0.273 (S)	0.44	1.002
Benzo[ghi]perylene	191-24-2	J	4.97	0.234 (S)	0.26	1.003
2-Methylnaphthalene	91-57-6	B J	10.1	0.383 (S)	0.93	1.009
2,6-Dimethylnaphthalene	581-42-0	B J	1.42	0.438 (S)	0.67	1.012
2,3,5-Trimethylnaphthalene	2245-38-7	B J	1.67	0.328 (S)	0.80	1.232
1-Methylphenanthrene	832-69-9	B J	0.530	0.173 (S)	0.70	1.111
Dibenzothiophene	132-65-0	K B J	0.345	0.0698 (S)	0.04	1.003

(1) Where applicable, custom lab flags have been used on this report; K = peak detected but did not meet quantification criteria, result reported represents the estimated maximum possible concentration; B = analyte found in the associated blank and concentration in sample is less than 10X the concentration in the associated blank; J = concentration less than lowest calibration equivalent.
(2) Reporting Limit (Code): S = sample detection limit; M = method detection limit; L = lowest calibration level equivalent; Q = contract defined limit.
(3) May co-elute with Cyclopenta(cd)pyrene.
(4) May co-elute with Triphenylene.
(5) May co-elute with Dibenz[a,c]anthracene.

These data are validated and reported as accurate and in accord with AXYS Analytical Services Ltd. ISO17025 compliant quality assurance processes.
Signed: _____Brian Watson_____

For Axys Internal Use Only [XSL Template: Pest1A.xsl; Created: 21-Jul-2015 09:29:16; Application: XMLTransformer-1.14.15;
Report Filename: PAH_PAH_LO_LPAR_L23192-21_Form1A_PH5S2400.D_SJ1908205.html; Workgroup: WG51540; Design ID: 2591]

AXYS METHOD MLA-021 Rev 12

Form 2

ANALYSIS REPORT

CLIENT SAMPLE NO.
147 Bottom
Sample Collection:
N/A

AXYS ANALYTICAL SERVICES
2045 MILLS RD., SIDNEY, B.C., CANADA
V8L 5X2 TEL (250) 655-5800 FAX (250) 655-5811

Project No.	06262044.0000		
Contract No.:	4765	**Lab Sample I.D.:**	L23192-21
Matrix:	TISSUE	**Sample Size:**	1.99 g (wet)
Sample Receipt Date:	13-May-2015	**Initial Calibration Date:**	30-Jun-2015
Extraction Date:	23-Jun-2015	**Instrument ID:**	LR GC/MS
Analysis Date:	08-Jul-2015 **Time:** 04:01:00	**GC Column ID:**	RTX5
Extract Volume (uL):	500	**Sample Data Filename:**	**PH5S2400.D**
Injection Volume (uL):	1.0	**Blank Data Filename:**	PH5S2377.D
Dilution Factor:	N/A	**Cal. Ver. Data Filename:**	PH5S2387.D
Concentration Units:	ng absolute	**% Moisture:**	5.22

This page is part of a total report that contains information necessary for accreditation compliance.
This test is not NELAP accredited. Sample results relate only to the sample tested.

LABELED COMPOUND	LAB FLAG [1]	SPIKE CONC.	CONC. FOUND	R(%) [2]	ION ABUND. RATIO	RRT
Naphthalene d-8		2000	376	18.8	0.09	0.607
2-Methylnaphthalene d-10		2000	487	24.3	0.17	0.754
2,6-Dimethylnaphthalene d-12		2020	581	28.8	0.82	0.895
Acenaphthylene d-8		2000	692	34.6	0.16	0.961
Dibenzothiophene d-8		2010	1160	57.5	0.09	0.791
Phenanthrene d-10		2010	1330	66.1	0.15	0.807
Fluoranthene d-10		2010	1570	78.1	0.18	0.971
Benzo[a]anthracene d-12		2000	1640	82.1	0.25	1.164
Chrysene d-12		2000	1690	84.5	0.27	1.169
Benzo[b]fluoranthene d-12		2020	1650	81.5	0.22	0.958
Benzo[k]fluoranthene d-12		2010	1680	83.7	0.20	0.962
Benzo[a]pyrene d-12		2010	1600	80.0	0.21	1.009
Perylene d-12		2010	1640	81.8	0.26	1.024
Dibenzo[a,h]anthracene d-14		2000	1450	72.3	0.32	1.211
Indeno[1,2,3-cd]pyrene d-12		2000	1440	71.9	0.19	1.206
Benzo[ghi]perylene d-12		2010	1520	76.0	0.19	1.238

(1) Where applicable, custom lab flags have been used on this report.
(2) R% = percent recovery.

These data are validated and reported as accurate and in accord with AXYS Analytical Services Ltd. ISO17025 compliant quality assurance processes.
Signed: _____Brian Watson_____

For Axys Internal Use Only [XSL Template: Pest2.xsl; Created: 21-Jul-2015 09:29:16; Application: XMLTransformer-1.14.15;
Report Filename: PAH_PAH_LO_LPAR_L23192-21_Form2_PH5S2400.D_SJ1908205.html; Workgroup: WG51540; Design ID: 2591]

AXYS METHOD MLA-021 Rev 12

Form 1A

ANALYSIS REPORT

CLIENT SAMPLE NO.
Lab Blank
Sample Collection:
N/A

AXYS ANALYTICAL SERVICES
2045 MILLS RD., SIDNEY, B.C., CANADA
V8L 5X2 TEL (250) 655-5800 FAX (250) 655-5811

Project No.	N/A		
Contract No.:	4765	**Lab Sample I.D.:**	WG51540-101
Matrix:	CANOLA OIL	**Sample Size:**	2.00 g
Sample Receipt Date:	N/A	**Initial Calibration Date:**	30-Jun-2015
Extraction Date:	23-Jun-2015	**Instrument ID:**	LR GC/MS
Analysis Date:	07-Jul-2015 **Time:** 09:47:00	**GC Column ID:**	RTX5
Extract Volume (uL):	500	**Sample Data Filename:**	**PH5S2377.D**
Injection Volume (uL):	1.0	**Blank Data Filename:**	PH5S2377.D
Dilution Factor:	N/A	**Cal. Ver. Data Filename:**	PH5S2372.D

Concentration Units: ng/g

This page is part of a total report that contains information necessary for accreditation compliance.
This test is not NELAP accredited. Sample results relate only to the sample tested.

COMPOUND	CAS NO.	LAB FLAG [1]	CONC. FOUND	REPORTING LIMIT (RL)[2]	ION ABUND. RATIO	RRT
Naphthalene	91-20-3	J	3.70	0.279 (S)	0.08	1.006
Acenaphthylene	208-96-8	K J	0.317	0.0940 (S)	0.09	1.002
Acenaphthene	83-32-9	U		0.267 (S)		
Fluorene	86-73-7	J	0.264	0.116 (S)	1.19	0.843
Phenanthrene	85-01-8	K J	1.09	0.0713 (S)	0.25	1.004
Anthracene	120-12-7	J	0.220	0.0713 (S)	0.16	1.011
Fluoranthene	206-44-0	J	0.327	0.0585 (S)	0.19	1.002
Pyrene	129-00-0	J	0.329	0.0571 (S)	0.25	1.032
Benz[a]anthracene [3]	56-55-3	J	0.125	0.0898 (S)	0.26	1.002
Chrysene [4]	218-01-9	J	0.265	0.0912 (S)	0.31	1.002
Benzo[b]fluoranthene	205-99-2	U		0.181 (S)		
Benzo[j,k]fluoranthenes		U		0.195 (S)		
Benzo[e]pyrene	192-97-2	U		0.378 (S)		
Benzo[a]pyrene	50-32-8	U		0.388 (S)		
Perylene	198-55-0	U		0.351 (S)		
Dibenz[a,h]anthracene [5]	53-70-3	J	0.375	0.208 (S)	0.21	1.003
Indeno[1,2,3-cd]pyrene	193-39-5	K J	0.384	0.210 (S)	3.58	1.004
Benzo[ghi]perylene	191-24-2	K J	0.388	0.186 (S)	0.34	1.002
2-Methylnaphthalene	91-57-6	J	1.23	0.261 (S)	0.91	1.009
2,6-Dimethylnaphthalene	581-42-0	K J	0.741	0.297 (S)	0.49	1.012
2,3,5-Trimethylnaphthalene	2245-38-7	J	0.552	0.202 (S)	0.86	1.228
1-Methylphenanthrene	832-69-9	J	0.164	0.109 (S)	0.62	1.110
Dibenzothiophene	132-65-0	K J	0.352	0.0625 (S)	0.13	1.003

(1) Where applicable, custom lab flags have been used on this report; U = not detected at RL; K = peak detected but did not meet quantification criteria, result reported represents the estimated maximum possible concentration; J = concentration less than lowest calibration equivalent.
(2) Reporting Limit (Code): S = sample detection limit; M = method detection limit; L = lowest calibration level equivalent; Q = contract defined limit.
(3) May co-elute with Cyclopenta(cd)pyrene.
(4) May co-elute with Triphenylene.
(5) May co-elute with Dibenz[a,c]anthracene.

These data are validated and reported as accurate and in accord with AXYS Analytical Services Ltd. ISO17025 compliant quality assurance processes.
Signed: _____Brian Watson_____

For Axys Internal Use Only [XSL Template: Pest1A.xsl; Created: 21-Jul-2015 09:29:16; Application: XMLTransformer-1.14.15;
Report Filename: PAH_PAH_LO_LPAR_WG51540-101_Form1A_PH5S2377.D_SJ1908193.html; Workgroup: WG51540; Design ID: 2591]

AXYS METHOD MLA-021 Rev 12

Form 2

ANALYSIS REPORT

CLIENT SAMPLE NO.
Lab Blank
Sample Collection:
N/A

AXYS ANALYTICAL SERVICES
2045 MILLS RD., SIDNEY, B.C., CANADA
V8L 5X2 TEL (250) 655-5800 FAX (250) 655-5811

Project No.	N/A		
Contract No.:	4765	**Lab Sample I.D.:**	WG51540-101
Matrix:	CANOLA OIL	**Sample Size:**	2.00 g
Sample Receipt Date:	N/A	**Initial Calibration Date:**	30-Jun-2015
Extraction Date:	23-Jun-2015	**Instrument ID:**	LR GC/MS
Analysis Date:	07-Jul-2015 **Time:** 09:47:00	**GC Column ID:**	RTX5
Extract Volume (uL):	500	**Sample Data Filename:**	**PH5S2377.D**
Injection Volume (uL):	1.0	**Blank Data Filename:**	PH5S2377.D
Dilution Factor:	N/A	**Cal. Ver. Data Filename:**	PH5S2372.D
Concentration Units:	ng absolute		

This page is part of a total report that contains information necessary for accreditation compliance.
This test is not NELAP accredited. Sample results relate only to the sample tested.

LABELED COMPOUND	LAB FLAG [1]	SPIKE CONC.	CONC. FOUND	R(%) [2]	ION ABUND. RATIO	RRT
Naphthalene d-8		2000	607	30.4	0.09	0.608
2-Methylnaphthalene d-10		2000	737	36.9	0.17	0.755
2,6-Dimethylnaphthalene d-12		2020	843	41.8	0.81	0.896
Acenaphthylene d-8		2000	830	41.5	0.16	0.961
Dibenzothiophene d-8		2010	1350	67.3	0.09	0.791
Phenanthrene d-10		2010	1510	75.1	0.15	0.807
Fluoranthene d-10		2010	1650	82.1	0.17	0.971
Benzo[a]anthracene d-12		2000	1510	75.3	0.25	1.164
Chrysene d-12		2000	1650	82.5	0.27	1.169
Benzo[b]fluoranthene d-12		2020	1710	84.5	0.21	0.957
Benzo[k]fluoranthene d-12		2010	1660	82.7	0.20	0.962
Benzo[a]pyrene d-12		2010	1100	54.8	0.20	1.008
Perylene d-12		2010	1290	64.1	0.26	1.023
Dibenzo[a,h]anthracene d-14		2000	1530	76.5	0.31	1.211
Indeno[1,2,3-cd]pyrene d-12		2000	1530	76.6	0.18	1.206
Benzo[ghi]perylene d-12		2010	1590	79.3	0.19	1.238

(1) Where applicable, custom lab flags have been used on this report.
(2) R% = percent recovery.

These data are validated and reported as accurate and in accord with AXYS Analytical Services Ltd. ISO17025 compliant quality assurance processes.
Signed: _____Brian Watson_____

For Axys Internal Use Only [XSL Template: Pest2.xsl; Created: 21-Jul-2015 09:29:16; Application: XMLTransformer-1.14.15;
Report Filename: PAH_PAH_LO_LPAR_WG51540-101_Form2_PH5S2377.D_SJ1908193.html; Workgroup: WG51540; Design ID: 2591]

AXYS METHOD MLA-021 Rev 12

Form 8A
ONGOING PRECISION AND RECOVERY (OPR)

AXYS ANALYTICAL SERVICES
2045 MILLS RD., SIDNEY, B.C., CANADA
V8L 5X2 TEL (250) 655-5800 FAX (250) 655-5811

Contract No.: 4765 **OPR Data Filename:** **PH5S2374.D**

Matrix: TISSUE **Lab Sample I.D.:** WG51540-102

Extraction Date: 23-Jun-2015 **Analysis Date:** 07-Jul-2015 **Time:** 07:18:00

ALL CONCENTRATIONS REPORTED ON THIS FORM ARE CONCENTRATIONS IN EXTRACT, BASED ON 100 uL EXTRACT.

COMPOUND	CAS NO.	LAB FLAG [1]	ION ABUND. RATIO	SPIKE CONC. (ng/mL)	CONC. FOUND (ng/mL)	OPR CONC. LIMITS (ng/mL)	% RECOVERY
Naphthalene	91-20-3		0.07	19700	22100	13800 - 25600	112
Acenaphthylene	208-96-8		0.20	19900	20900	13900 - 27800	105
Acenaphthene	83-32-9		1.18	20000	22300	14000 - 26000	111
Fluorene	86-73-7		1.03	19700	16300	11800 - 27500	82.7
Phenanthrene	85-01-8		0.19	19900	20500	14000 - 25900	103
Anthracene	120-12-7		0.19	19900	17300	14000 - 25900	86.7
Fluoranthene	206-44-0		0.21	20000	20400	14000 - 26000	102
Pyrene	129-00-0		0.21	19700	20000	13800 - 25600	101
Benz[a]anthracene	56-55-3		0.28	19800	20500	13800 - 25700	104
Chrysene	218-01-9		0.31	20000	20200	14000 - 26000	101
Benzo[b]fluoranthene	205-99-2		0.22	19900	19800	13900 - 25900	99.6
Benzo[j,k]fluoranthenes			0.21	19900	20800	13900 - 25800	105
Benzo[e]pyrene	192-97-2		0.21	20100	23200	14000 - 26100	116
Benzo[a]pyrene	50-32-8		0.22	20000	21200	14000 - 26000	106
Perylene	198-55-0		0.21	20100	20800	14000 - 26100	104
Dibenz[a,h]anthracene	53-70-3		0.17	20100	21100	14000 - 26100	105
Indeno[1,2,3-cd]pyrene	193-39-5		0.21	19800	20500	13900 - 25800	104
Benzo[ghi]perylene	191-24-2		0.22	19800	20400	13900 - 25800	103
2-Methylnaphthalene	91-57-6		0.91	20500	22300	14400 - 26700	109
2,6-Dimethylnaphthalene	581-42-0		0.73	20200	21700	14100 - 26200	108
2,3,5-Trimethylnaphthalene	2245-38-7		0.96	19600	24900	9810 - 29400	127
1-Methylphenanthrene	832-69-9		0.61	16400	18800	8180 - 24500	115
Dibenzothiophene	132-65-0		0.09	20100	20700	12100 - 28100	103

(1) Where applicable, custom lab flags have been used on this report.

These data are validated and reported as accurate and in accord with AXYS Analytical Services Ltd. ISO17025 compliant quality assurance processes.
Signed: _____Brian Watson_____

These pages are part of a larger report that may contain information necessary for full data evaluation. Results reported relate only to the sample tested.

For Axys Internal Use Only [XSL Template: Pest8A.xsl; Created: 21-Jul-2015 09:29:16; Application: XMLTransformer-1.14.15;
Report Filename: PAH_PAH_LO_LPAR_WG51540-102_Form8A_SJ1908191.html; Workgroup: WG51540; Design ID: 2591]

AXYS METHOD MLA-021 Rev 12

Form 8B
ONGOING PRECISION AND RECOVERY (OPR)

AXYS ANALYTICAL SERVICES
2045 MILLS RD., SIDNEY, B.C., CANADA
V8L 5X2 TEL (250) 655-5800 FAX (250) 655-5811

Contract No.: 4765 **OPR Data Filename:** **PH5S2374.D**

Matrix: TISSUE **Lab Sample I.D.:** WG51540-102

Extraction Date: 23-Jun-2015 **Analysis Date:** 07-Jul-2015 **Time:** 07:18:00

ALL CONCENTRATIONS REPORTED ON THIS FORM ARE CONCENTRATIONS IN EXTRACT, BASED ON 100 uL EXTRACT.

LABELED COMPOUND	CAS NO.	LAB FLAG [1]	ION ABUND. RATIO	SPIKE CONC. (ng/mL)	CONC. FOUND (ng/mL)	OPR CONC. LIMITS (ng/mL)	% RECOVERY
Naphthalene d-8	1146-65-2		0.09	20000	6400	3000-26000	32.0
2-Methylnaphthalene d-10	7297-45-2		0.17	20000	7880	4000-26000	39.4
2,6-Dimethylnaphthalene d-12	350820-12-1		0.81	20200	8830	4030-26200	43.8
Acenaphthylene d-8	93951-97-4		0.16	20000	9220	4000-26000	46.1
Dibenzothiophene d-8	33262-29-2		0.09	20100	14700	6030-26100	72.9
Phenanthrene d-10	1517-22-2		0.15	20100	16200	6030-26100	80.7
Fluoranthene d-10	93951-69-0		0.18	20100	17000	6020-26100	84.6
Benzo[a]anthracene d-12	1718-53-2		0.25	20000	13900	6000-26000	69.4
Chrysene d-12	1719-03-5		0.27	20000	14900	6000-26000	74.3
Benzo[b]fluoranthene d-12	93951-98-5		0.21	20200	17000	6060-26300	84.3
Benzo[k]fluoranthene d-12	93952-01-3		0.20	20100	17300	6020-26100	86.4
Benzo[a]pyrene d-12	63466-71-7		0.20	20100	15500	6020-26100	77.2
Perylene d-12	1520-96-3		0.26	20100	15800	6030-26100	78.5
Dibenzo[a,h]anthracene d-14	13250-98-1		0.32	20000	12400	6000-26000	61.9
Indeno[1,2,3-cd]pyrene d-12	203578-33-0		0.18	20000	12200	6000-26000	60.9
Benzo[ghi]perylene d-12	93951-66-7		0.20	20100	13100	6020-26100	65.2

(1) Where applicable, custom lab flags have been used on this report.

These data are validated and reported as accurate and in accord with AXYS Analytical Services Ltd. ISO17025 compliant quality assurance processes.
Signed: _____Brian Watson_____

These pages are part of a larger report that may contain information necessary for full data evaluation. Results reported relate only to the sample tested.

For Axys Internal Use Only [XSL Template: Pest8B.xsl; Created: 21-Jul-2015 09:29:16; Application: XMLTransformer-1.14.15;
Report Filename: PAH_PAH_LO_LPAR_WG51540-102_Form8B_SJ1908191.html; Workgroup: WG51540; Design ID: 2591]

Accreditation Scope

AXYS Analytical Services Ltd.
file ref.: ACC-101 Rev.23

Compound Class	Compound	Accredited Method ID	AXYS Method ID	Pulp	Serum	Solids										Tissue						Urine	Water	Water, Drinking				Water, Non-Potable									
				CALA	CALA	CALA	California DPH	Florida DOH	Minnesota DOH	New Jersey DEP	New York DOH	Virginia DGS	Washington DE	Maine DOH	ANAB	CALA	Florida DOH	Minnesota DOH	New Jersey DEP	Virginia DGS	ANAB	CALA	CALA	Florida DOH	Minnesota DOH	New Jersey DEP	ANAB	California DPH	Florida DOH	Minnesota DOH	New Jersey DEP	New York DOH	Virginia DGS	Washington DE*	Maine DOH	ANAB	Pennsylvania DEP
BFR	BTBPE	AXYS MLA-033	MLA-033			Y										Y							Y														
	DBDPE	AXYS MLA-033	MLA-033			Y										Y							Y														
	HBB	AXYS MLA-033	MLA-033			Y										Y							Y														
	PBEB	AXYS MLA-033	MLA-033			Y										Y							Y														
BPA and MPE	4,4'-dihydroxy-2,2-diphenylpropane (Bisphenol A) (BPA)	AXYS MLA-059	MLA-059																			Y														
	Mono-(2-ethyl-5-hydroxyhexyl) phthalate (MEHHP)	AXYS MLA-059	MLA-059																			Y														
	Mono-(2-ethyl-5-oxohexyl) phthalate (MEOHP)	AXYS MLA-059	MLA-059																			Y														
	Mono-(3-carboxypropyl) phthalate (MCPP)	AXYS MLA-059	MLA-059																			Y														
	Mono-2-ethylhexyl phthalate (MEHP)	AXYS MLA-059	MLA-059																			Y														
	Mono-benzyl phthalate (MBzP)	AXYS MLA-059	MLA-059																			Y														
	Mono-butyl phthalate (MBP) (n + iso)	AXYS MLA-059	MLA-059																			Y														
	Mono-cyclohexyl phthalate (MCHP)	AXYS MLA-059	MLA-059																			Y														
	Mono-ethyl phthalate (MEP)	AXYS MLA-059	MLA-059																			Y														
	Mono-iso-nonyl phthalate (MiNP)	AXYS MLA-059	MLA-059																			Y														
	Mono-methyl phthalate (MMP)	AXYS MLA-059	MLA-059																			Y														
HBCDD	alpha-hexabromocyclododecane (a-HBCDD)	AXYS MLA-070	MLA-070		Y																															
	beta-hexabromocyclododecane (b-HBCDD)	AXYS MLA-070	MLA-070		Y																															
	gamma-hexabromocyclododecane (g-HBCDD)	AXYS MLA-070	MLA-070		Y																															
OC Pesticides	2,4'-DDD	AXYS MLA-007	MLA-007		Y	Y										Y							Y														
		AXYS MLA-028	MLA-028		Y	Y							Y			Y							Y											Y			
		EPA 8270	MLA-007										Y																								
	2,4'-DDE	AXYS MLA-007	MLA-007		Y	Y										Y							Y														
		AXYS MLA-028	MLA-028		Y	Y							Y			Y							Y											Y			
		EPA 8270	MLA-007										Y																								
	2,4'-DDT	AXYS MLA-007	MLA-007		Y	Y										Y							Y														
		AXYS MLA-028	MLA-028		Y	Y							Y			Y							Y											Y			
		EPA 8270	MLA-007										Y																								
	4,4'-DDD	AXYS MLA-007	MLA-007		Y	Y		Y							Y	Y							Y						Y							Y	
		AXYS MLA-028	MLA-028		Y	Y		Y					Y		Y	Y							Y						Y					Y		Y	
		EPA 625	MLA-007																										Y	Y			Y	Y		Y	Y	
		EPA 8270	MLA-007				Y	Y			Y	Y	Y	Y	Y																						
	4,4'-DDE	AXYS MLA-007	MLA-007		Y	Y		Y							Y	Y							Y						Y							Y	
		AXYS MLA-028	MLA-028		Y	Y		Y					Y		Y	Y							Y						Y					Y		Y	
		EPA 625	MLA-007																										Y	Y			Y	Y		Y	Y	
		EPA 8270	MLA-007				Y	Y			Y	Y	Y	Y	Y																						
	4,4'-DDT	AXYS MLA-007	MLA-007		Y	Y		Y							Y	Y							Y						Y							Y	
		AXYS MLA-028	MLA-028		Y	Y		Y					Y		Y	Y							Y						Y					Y		Y	
		EPA 625	MLA-007																										Y	Y			Y	Y		Y	Y	
		EPA 8270	MLA-007				Y	Y			Y	Y	Y	Y	Y																						
	Aldrin	AXYS MLA-007	MLA-007		Y	Y		Y							Y	Y							Y						Y							Y	
		AXYS MLA-028	MLA-028		Y	Y		Y					Y		Y	Y							Y						Y					Y		Y	
		EPA 625	MLA-007																										Y	Y			Y	Y		Y	Y	
		EPA 8270	MLA-007				Y	Y			Y	Y	Y	Y	Y																						
	Alpha-HCH	AXYS MLA-007	MLA-007		Y	Y		Y							Y	Y							Y						Y							Y	
		AXYS MLA-028	MLA-028		Y	Y		Y					Y		Y	Y							Y						Y					Y		Y	
		EPA 625	MLA-007																										Y	Y			Y	Y		Y	Y	
		EPA 8270	MLA-007				Y	Y			Y	Y	Y	Y	Y																						
	Beta-HCH	AXYS MLA-007	MLA-007		Y	Y		Y							Y	Y							Y						Y							Y	
		AXYS MLA-028	MLA-028		Y	Y		Y					Y		Y	Y							Y						Y					Y		Y	
		EPA 625	MLA-007																										Y	Y			Y	Y		Y	Y	

Accreditation Scope

AXYS Analytical Services Ltd.
file ref.: ACC-101 Rev.23

Compound Class	Compound	Accredited Method ID	AXYS Method ID	Pulp	Serum	Solids										Tissue						Urine	Water	Water, Drinking				Water, Non-Potable								
				CALA	CALA	CALA	California DPH	Florida DOH	Minnesota DOH	New Jersey DEP	New York DOH	Virginia DGS	Washington DE	Maine DOH	ANAB	CALA	Florida DOH	Minnesota DOH	New Jersey DEP	Virginia DGS	ANAB	CALA	CALA	Florida DOH	Minnesota DOH	New Jersey DEP	ANAB	California DPH	Florida DOH	Minnesota DOH	New Jersey DEP	New York DOH	Virginia DGS	Washington DE*	Maine DOH	ANAB	Pennsylvania DEP
		EPA 8270	MLA-007				Y	Y			Y	Y	Y	Y	Y																					
	Chlordane, technical	AXYS MLA-007	MLA-007					Y							Y														Y							Y	
		EPA 625	MLA-007																									Y							Y		
		EPA 8270	MLA-007				Y	Y			Y	Y		Y	Y														Y			Y	Y		Y	Y	
	cis-Chlordane (alpha-Chlordane)	AXYS MLA-007	MLA-007		Y	Y		Y							Y	Y							Y					Y							Y	
		AXYS MLA-028	MLA-028		Y	Y		Y					Y		Y	Y							Y					Y						Y	Y	
		EPA 8270	MLA-007					Y			Y		Y	Y	Y													Y			Y			Y	Y	
	cis-Nonachlor	AXYS MLA-007	MLA-007		Y	Y										Y							Y												
		AXYS MLA-028	MLA-028		Y	Y							Y			Y							Y										Y		
		EPA 8270	MLA-007										Y																							
	Delta-HCH	AXYS MLA-007	MLA-007		Y	Y		Y							Y	Y							Y						Y							Y	
		AXYS MLA-028	MLA-028		Y	Y		Y					Y		Y	Y							Y						Y					Y	Y	
		EPA 608	MLA-007																										Y				Y	Y		Y	
		EPA 8081	MLA-007					Y			Y	Y	Y		Y																						
	Dieldrin	AXYS MLA-007	MLA-007		Y	Y		Y							Y	Y							Y						Y							Y	
		AXYS MLA-028	MLA-028		Y	Y		Y					Y		Y	Y							Y						Y					Y	Y	
		EPA 608	MLA-007																										Y	Y			Y	Y		Y	
		EPA 8081	MLA-007				Y	Y			Y	Y	Y	Y	Y																						
	Endosulphan I	AXYS MLA-007	MLA-007		Y	Y		Y							Y	Y							Y						Y							Y	
		AXYS MLA-028	MLA-028		Y	Y		Y					Y		Y	Y							Y						Y					Y	Y	
		EPA 608	MLA-007																										Y	Y			Y	Y		Y	
		EPA 8081	MLA-007				Y	Y			Y	Y	Y	Y	Y																						
	Endosulphan II	AXYS MLA-007	MLA-007		Y	Y		Y							Y	Y							Y						Y							Y	
		AXYS MLA-028	MLA-028		Y	Y		Y					Y		Y	Y							Y						Y					Y	Y	
		EPA 608	MLA-007																										Y	Y			Y	Y		Y	
		EPA 8081	MLA-007				Y	Y			Y	Y	Y	Y	Y																						
	Endosulphan sulphate	AXYS MLA-007	MLA-007		Y	Y		Y							Y	Y							Y						Y							Y	
		AXYS MLA-028	MLA-028		Y	Y		Y					Y		Y	Y							Y						Y					Y	Y	
		EPA 608	MLA-007																										Y	Y			Y	Y		Y	
		EPA 8081	MLA-007				Y	Y			Y	Y	Y	Y	Y																						
	Endrin	AXYS MLA-007	MLA-007		Y	Y		Y							Y	Y							Y						Y							Y	
		AXYS MLA-028	MLA-028		Y	Y		Y					Y		Y	Y							Y						Y					Y	Y	
		EPA 608	MLA-007																										Y	Y			Y	Y		Y	
		EPA 8081	MLA-007				Y	Y			Y	Y	Y	Y	Y																						
	Endrin aldehyde	AXYS MLA-007	MLA-007			Y		Y							Y	Y							Y						Y							Y	
		AXYS MLA-028	MLA-028		Y	Y		Y					Y		Y	Y							Y						Y					Y	Y	
		EPA 608	MLA-007																										Y	Y			Y	Y		Y	
		EPA 8081	MLA-007				Y	Y			Y	Y	Y	Y	Y																						
	Endrin ketone	AXYS MLA-007	MLA-007		Y	Y		Y							Y	Y							Y						Y								
		AXYS MLA-028	MLA-028		Y	Y		Y					Y		Y	Y							Y											Y		
		EPA 8081	MLA-007					Y			Y		Y		Y																						
	Gamma-HCH (Lindane)	AXYS MLA-007	MLA-007		Y	Y		Y							Y	Y							Y						Y							Y	
		AXYS MLA-028	MLA-028		Y	Y		Y					Y		Y	Y							Y						Y					Y	Y	
		EPA 625	MLA-007																										Y	Y			Y	Y		Y	
		EPA 8270	MLA-007				Y	Y			Y	Y	Y	Y	Y																						
	Heptachlor	AXYS MLA-007	MLA-007		Y	Y		Y							Y	Y							Y						Y							Y	
		AXYS MLA-028	MLA-028		Y	Y		Y					Y		Y	Y							Y						Y					Y	Y	
		EPA 625	MLA-007																										Y	Y			Y	Y		Y	
		EPA 8270	MLA-007				Y	Y			Y	Y	Y	Y	Y																						
	Heptachlor epoxide	AXYS MLA-007	MLA-007		Y	Y		Y							Y	Y							Y						Y							Y	

Accreditation Scope

AXYS Analytical Services Ltd.
file ref.: ACC-101 Rev.23

Compound Class	Compound	Accredited Method ID	AXYS Method ID	Pulp	Serum	Solids										Tissue						Urine	Water	Water, Drinking				Water, Non-Potable								
				CALA	CALA	CALA	California DPH	Florida DOH	Minnesota DOH	New Jersey DEP	New York DOH	Virginia DGS	Washington DE	Maine DOH	ANAB	CALA	Florida DOH	Minnesota DOH	New Jersey DEP	Virginia DGS	ANAB	CALA	CALA	Florida DOH	Minnesota DOH	New Jersey DEP	ANAB	California DPH	Florida DOH	Minnesota DOH	New Jersey DEP	New York DOH	Virginia DGS	Washington DE*	Maine DOH	ANAB	Pennsylvania DEP
		AXYS MLA-028	MLA-028		Y	Y		Y					Y		Y	Y						Y						Y					Y		Y	
		EPA 608	MLA-007																									Y	Y			Y	Y		Y	Y	
		EPA 8081	MLA-007				Y	Y			Y	Y	Y	Y	Y																						
	Hexachlorobenzene	AXYS MLA-007	MLA-007		Y	Y		Y							Y	Y						Y							Y							Y	
		AXYS MLA-028	MLA-028		Y	Y		Y					Y		Y	Y						Y							Y					Y		Y	
		EPA 1625	MLA-007																									Y	Y			Y				Y	
		EPA 8270	MLA-007				Y	Y			Y	Y	Y	Y	Y																						
	Methoxychlor	AXYS MLA-007	MLA-007		Y	Y		Y							Y	Y						Y							Y							Y	
		AXYS MLA-028	MLA-028		Y	Y		Y					Y		Y	Y						Y							Y					Y		Y	
		EPA 608	MLA-007																										Y				Y	Y			Y	
		EPA 8081	MLA-007				Y	Y			Y	Y	Y	Y	Y																						
		SM6630B	MLA-007																									Y									
	Mirex	AXYS MLA-007	MLA-007		Y	Y		Y							Y	Y						Y							Y							Y	
		AXYS MLA-028	MLA-028		Y	Y							Y		Y	Y						Y							Y					Y		Y	
		EPA 8270	MLA-007					Y			Y		Y																Y				Y	Y		Y	Y	
	Oxychlordane	AXYS MLA-007	MLA-007		Y	Y									Y	Y						Y															
		AXYS MLA-028	MLA-028		Y	Y							Y		Y	Y						Y												Y			
		EPA 8270	MLA-007										Y																									
	Toxaphene	EPA 8270	MLA-007										Y																									
	trans-Chlordane (gamma-Chlordane)	AXYS MLA-007	MLA-007		Y	Y		Y							Y	Y						Y							Y							Y	
		AXYS MLA-028	MLA-028		Y	Y		Y					Y		Y	Y						Y							Y					Y		Y	
		EPA 8270	MLA-007					Y			Y		Y	Y	Y														Y				Y			Y	Y	
	trans-Nonachlor	AXYS MLA-007	MLA-007		Y	Y									Y	Y																					
		AXYS MLA-028	MLA-028		Y	Y							Y			Y						Y												Y			
		EPA 8270	MLA-007										Y																									
PAH	1,2,6-Trimethylphenanthrene	AXYS MLA-021	MLA-021			Y																	Y														
	1,2-Dimethylnaphthalene	AXYS MLA-021	MLA-021			Y																	Y														
	1,4,6,7-Tetramethylnaphthalene	AXYS MLA-021	MLA-021			Y																	Y														
	1,7-Dimethylfluorene	AXYS MLA-021	MLA-021			Y																	Y														
	1,7-Dimethylphenanthrene	AXYS MLA-021	MLA-021			Y																	Y														
	1,8-Dimethylphenanthrene	AXYS MLA-021	MLA-021			Y																	Y														
	1-Methylchrysene	AXYS MLA-021	MLA-021			Y																	Y														
	1-Methylnaphthalene	AXYS MLA-021	MLA-021			Y																	Y														
	1-Methylphenanthrene	AXYS MLA-021	MLA-021			Y																	Y														
	2,3,5-Trimethylnaphthalene	AXYS MLA-021	MLA-021			Y																	Y														
	2,3,6-Trimethylnaphthalene	AXYS MLA-021	MLA-021			Y																	Y														
	2,4-Dimethyldibenzothiophene	AXYS MLA-021	MLA-021			Y																	Y														
	2,6-Dimethylnaphthalene	AXYS MLA-021	MLA-021			Y																	Y														
	2,6-Dimethylphenanthrene	AXYS MLA-021	MLA-021			Y																	Y														
	2/3-Methyldibenzothiophenes	AXYS MLA-021	MLA-021			Y																	Y														
	2-Methylanthracene	AXYS MLA-021	MLA-021			Y																	Y														
	2-Methylfluorene	AXYS MLA-021	MLA-021			Y																	Y														
	2-methylnaphthalene	AXYS MLA-021	MLA-021			Y		Y							Y								Y														
		EPA 8270	MLA-021				Y	Y			Y				Y																							
	2-Methylphenanthrene	AXYS MLA-021	MLA-021			Y																	Y														
	3,6-Dimethylphenanthrene	AXYS MLA-021	MLA-021			Y																	Y														
	3-Methylfluoranthene/ Benzo(a)fluorene	AXYS MLA-021	MLA-021			Y																	Y														
	3-Methylphenanthrene	AXYS MLA-021	MLA-021			Y																	Y														
	5,9-Dimethylchrysene	AXYS MLA-021	MLA-021			Y																	Y														
	5/6-Methylchrysenes	AXYS MLA-021	MLA-021			Y																	Y														

Accreditation Scope

AXYS Analytical Services Ltd.
file ref.: ACC-101 Rev.23

Compound Class	Compound	Accredited Method ID	AXYS Method ID	Pulp: CALA	Serum: CALA	Solids: CALA	Solids: California DPH	Solids: Florida DOH	Solids: Minnesota DOH	Solids: New Jersey DEP	Solids: New York DOH	Solids: Virginia DGS	Solids: Washington DE	Solids: Maine DOH	Solids: ANAB	Tissue: CALA	Tissue: Florida DOH	Tissue: Minnesota DOH	Tissue: New Jersey DEP	Tissue: Virginia DGS	Tissue: ANAB	Urine: CALA	Water: CALA	Water, Drinking: Florida DOH	Water, Drinking: Minnesota DOH	Water, Drinking: New Jersey DEP	Water, Drinking: ANAB	Water, Non-Potable: California DPH	Water, Non-Potable: Florida DOH	Water, Non-Potable: Minnesota DOH	Water, Non-Potable: New Jersey DEP	Water, Non-Potable: New York DOH	Water, Non-Potable: Virginia DGS	Water, Non-Potable: Washington DE*	Water, Non-Potable: Maine DOH	Water, Non-Potable: ANAB	Water, Non-Potable: Pennsylvania DEP
	7-Methylbenzo(a)pyrene	AXYS MLA-021	MLA-021			Y																Y													
	9/4-Methylphenanthrenes	AXYS MLA-021	MLA-021			Y																Y													
	Acenaphthene	AXYS MLA-021	MLA-021			Y		Y							Y	Y						Y							Y							Y
		EPA 1625	MLA-021																									Y	Y			Y	Y			Y
		EPA 8270	MLA-021				Y	Y			Y	Y		Y	Y																					
	Acenaphthylene	AXYS MLA-021	MLA-021			Y		Y							Y	Y						Y							Y							Y
		EPA 1625	MLA-021																									Y	Y			Y	Y			Y
		EPA 8270	MLA-021				Y	Y			Y	Y		Y	Y																					
	Anthracene	AXYS MLA-021	MLA-021			Y		Y							Y	Y						Y							Y							Y
		EPA 1625	MLA-021																									Y	Y			Y	Y			Y
		EPA 8270	MLA-021				Y	Y			Y	Y		Y	Y																					
	Benz[a]anthracene	AXYS MLA-021	MLA-021			Y		Y							Y	Y						Y							Y							Y
		EPA 1625	MLA-021																									Y	Y			Y	Y			Y
		EPA 8270	MLA-021				Y	Y			Y	Y		Y	Y																					
	Benzo[a]pyrene	AXYS MLA-021	MLA-021			Y		Y							Y	Y						Y							Y							Y
		EPA 1625	MLA-021																									Y	Y			Y	Y			Y
		EPA 8270	MLA-021				Y	Y			Y	Y		Y	Y																					
	Benzo[b]fluoranthene	AXYS MLA-021	MLA-021			Y		Y							Y	Y						Y							Y							Y
		EPA 1625	MLA-021																									Y	Y			Y	Y		Y	Y
		EPA 8270	MLA-021				Y	Y			Y	Y		Y	Y																					
	Benzo[e]pyrene	AXYS MLA-021	MLA-021			Y										Y						Y														
	Benzo[ghi]perylene	AXYS MLA-021	MLA-021			Y		Y							Y	Y						Y							Y							Y
		EPA 1625	MLA-021																									Y	Y			Y	Y			Y
		EPA 8270	MLA-021				Y	Y			Y	Y		Y	Y																					
	Benzo[j/k]fluoranthenes	AXYS MLA-021	MLA-021													Y							Y													
	Benzo[k]fluoranthene	AXYS MLA-021	MLA-021					Y							Y							Y						Y							Y
		EPA 1625	MLA-021																									Y	Y			Y	Y		Y	Y
		EPA 8270	MLA-021				Y	Y			Y			Y	Y																					
	Biphenyl	AXYS MLA-021	MLA-021			Y																Y														
	C1-Acenaphthenes	AXYS MLA-021	MLA-021			Y																Y														
	C1-Benz(a)anthracenes/chrysenes	AXYS MLA-021	MLA-021			Y																Y														
	C1-Benzofluoranthenes/ Benzopyrenes	AXYS MLA-021	MLA-021			Y																Y														
	C1-Biphenyls	AXYS MLA-021	MLA-021			Y																Y														
	C1-Dibenzothiophene	AXYS MLA-021	MLA-021			Y																Y														
	C1-Fluoranthenes/Pyrenes	AXYS MLA-021	MLA-021			Y																Y														
	C1-Fluorenes	AXYS MLA-021	MLA-021			Y																Y														
	C1-Naphthalenes	AXYS MLA-021	MLA-021			Y																Y														
	C1-Phenanthrenes/Anthracenes	AXYS MLA-021	MLA-021			Y																Y														
	C2-Benz(a)anthracenes/Chrysenes	AXYS MLA-021	MLA-021			Y																Y														
	C2-Benzofluoranthenes/ Benzopyrenes	AXYS MLA-021	MLA-021			Y																Y														
	C2-Biphenyls	AXYS MLA-021	MLA-021			Y																Y														
	C2-Dibenzothiophene	AXYS MLA-021	MLA-021			Y																Y														
	C2-Fluoranthenes/Pyrenes	AXYS MLA-021	MLA-021			Y																Y														
	C2-Fluorenes	AXYS MLA-021	MLA-021			Y																Y														
	C2-Naphthalenes	AXYS MLA-021	MLA-021			Y																Y														
	C2-Phenanthrenes/Anthracenes	AXYS MLA-021	MLA-021			Y																Y														
	C3-Benz(a)anthracenes/Chrysenes	AXYS MLA-021	MLA-021			Y																Y														
	C3-Dibenzothiophene	AXYS MLA-021	MLA-021			Y																Y														
	C3-Fluoranthenes/Pyrenes	AXYS MLA-021	MLA-021			Y																Y														
	C3-Fluorenes	AXYS MLA-021	MLA-021			Y																Y														

Accreditation Scope

AXYS Analytical Services Ltd.
file ref.: ACC-101 Rev.23

Compound Class	Compound	Accredited Method ID	AXYS Method ID	Pulp: CALA	Serum: CALA	Solids: CALA	Solids: California DPH	Solids: Florida DOH	Solids: Minnesota DOH	Solids: New Jersey DEP	Solids: New York DOH	Solids: Virginia DGS	Solids: Washington DE	Solids: Maine DOH	Solids: ANAB	Tissue: CALA	Tissue: Florida DOH	Tissue: Minnesota DOH	Tissue: New Jersey DEP	Tissue: Virginia DGS	Tissue: ANAB	Urine: CALA	Water: CALA	Water, Drinking: Florida DOH	Water, Drinking: Minnesota DOH	Water, Drinking: New Jersey DEP	Water, Drinking: ANAB	Water, Non-Potable: California DPH	Water, Non-Potable: Florida DOH	Water, Non-Potable: Minnesota DOH	Water, Non-Potable: New Jersey DEP	Water, Non-Potable: New York DOH	Water, Non-Potable: Virginia DGS	Water, Non-Potable: Washington DE*	Water, Non-Potable: Maine DOH	Water, Non-Potable: ANAB	Water, Non-Potable: Pennsylvania DEP
	C3-Naphthalenes	AXYS MLA-021	MLA-021			Y																Y													
	C3-Phenanthrenes/Anthracenes	AXYS MLA-021	MLA-021			Y																Y													
	C4-Benz(a)anthracenes/Chrysenes	AXYS MLA-021	MLA-021			Y																Y													
	C4-Dibenzothiophene	AXYS MLA-021	MLA-021			Y																Y													
	C4-Fluoranthenes/Pyrenes	AXYS MLA-021	MLA-021			Y																Y													
	C4-Naphthalenes	AXYS MLA-021	MLA-021			Y																Y													
	C4-Phenanthrenes/Anthracenes	AXYS MLA-021	MLA-021			Y																Y													
	Chrysene	AXYS MLA-021	MLA-021			Y		Y							Y	Y						Y							Y						Y	
		EPA 1625	MLA-021																									Y	Y			Y	Y		Y	
		EPA 8270	MLA-021				Y	Y			Y	Y		Y	Y																					
	Dibenz[ah]anthracene	AXYS MLA-021	MLA-021			Y										Y							Y													
	Dibenzo[ah]anthracene	AXYS MLA-021	MLA-021					Y							Y														Y						Y	
		EPA 1625	MLA-021																									Y	Y			Y	Y		Y	
		EPA 8270	MLA-021				Y	Y			Y	Y		Y	Y																					
	Dibenzothiophene	AXYS MLA-021	MLA-021			Y																	Y													
	Fluoranthene	AXYS MLA-021	MLA-021			Y		Y							Y	Y							Y						Y						Y	
		EPA 1625	MLA-021																									Y	Y			Y	Y		Y	
		EPA 8270	MLA-021				Y	Y			Y	Y		Y	Y																					
	Fluorene	AXYS MLA-021	MLA-021			Y		Y							Y	Y							Y						Y						Y	
		EPA 1625	MLA-021																									Y	Y			Y	Y		Y	
		EPA 8270	MLA-021				Y	Y			Y	Y		Y	Y																					
	Indeno[1,2,3-cd]pyrene	AXYS MLA-021	MLA-021			Y		Y							Y	Y							Y						Y						Y	
		EPA 1625	MLA-021																									Y	Y			Y	Y		Y	
		EPA 8270	MLA-021				Y	Y			Y	Y		Y	Y																					
	Naphthalene	AXYS MLA-021	MLA-021			Y		Y							Y	Y							Y						Y						Y	
		EPA 1625	MLA-021																									Y	Y			Y	Y		Y	
		EPA 8270	MLA-021				Y	Y			Y	Y		Y	Y																					
	Perylene	AXYS MLA-021	MLA-021			Y										Y							Y													
	Phenanthrene	AXYS MLA-021	MLA-021			Y		Y							Y	Y							Y						Y						Y	
		EPA 1625	MLA-021																									Y	Y			Y	Y		Y	
		EPA 8270	MLA-021				Y	Y			Y	Y		Y	Y																					
	Pyrene	AXYS MLA-021	MLA-021			Y		Y							Y	Y							Y						Y						Y	
		EPA 1625	MLA-021																									Y	Y			Y	Y		Y	
		EPA 8270	MLA-021				Y	Y			Y	Y		Y	Y																					
	Retene	AXYS MLA-021	MLA-021			Y																	Y													
Parabens	Benzylparaben (Benzyl 4-hydroxybenzoate)	AXYS MLA-064	MLA-064																			Y													
	Butylparaben (n-Butyl 4-hydroxybenzoate and isobutyl 4-hydroxybenzoate)	AXYS MLA-064	MLA-064																			Y													
	Ethylparaben (Ethyl 4-hydroxybenzoate)	AXYS MLA-064	MLA-064																			Y													
	Isopropylparaben (Isopropyl 4-hydroxybenzoate)	AXYS MLA-064	MLA-064																			Y													
	Methylparaben (Methyl 4-hydroxybenzoate)	AXYS MLA-064	MLA-064																			Y													
	n-Propylparaben (Propyl 4-hydroxybenzoate)	AXYS MLA-064	MLA-064																			Y													
PBDPE	BDE 10 2,6-dibromodiphenylether	EPA 1614	MLA-033										Y																					Y		
		AXYS MLA-033	MLA-033		Y	Y										Y							Y													
	BDE 100 2,2',4,4',6-pentabromodiphenylether	EPA 1614	MLA-033										Y																					Y		
		AXYS MLA-033	MLA-033		Y	Y										Y							Y													
	BDE 105 2,3,3',4,4'-pentabromodiphenylether	EPA 1614	MLA-033										Y																					Y		
		AXYS MLA-033	MLA-033		Y	Y										Y							Y													
	BDE 11 3,3'-dibromodiphenylether	EPA 1614	MLA-033										Y																					Y		
		AXYS MLA-033	MLA-033		Y	Y										Y							Y													
	BDE 116 2,3,4,5,6-pentabromodiphenylether	EPA 1614	MLA-033										Y																					Y		

Accreditation Scope

AXYS Analytical Services Ltd.
file ref.: ACC-101 Rev.23

Compound Class	Compound	Accredited Method ID	AXYS Method ID	Pulp	Serum	Solids									Tissue						Urine	Water	Water, Drinking				Water, Non-Potable								
				CALA	CALA	CALA	California DPH	Florida DOH	Minnesota DOH	New Jersey DEP	New York DOH	Virginia DGS	Washington DE	Maine DOH	ANAB	CALA	Florida DOH	Minnesota DOH	New Jersey DEP	Virginia DGS	ANAB	CALA	CALA	Florida DOH	Minnesota DOH	New Jersey DEP	ANAB	California DPH	Florida DOH	Minnesota DOH	New Jersey DEP	New York DOH	Virginia DGS	Washington DE*	Maine DOH	ANAB	Pennsylvania DEP
		AXYS MLA-033	MLA-033		Y	Y									Y							Y													
	BDE 119 2,3',4,4',6-pentabromodiphenylether	EPA 1614	MLA-033										Y																				Y		
		AXYS MLA-033	MLA-033		Y	Y									Y							Y													
	BDE 12 3,4-dibromodiphenylether	EPA 1614	MLA-033										Y																				Y		
		AXYS MLA-033	MLA-033		Y	Y									Y							Y													
	BDE 126 3,3',4,4',5-pentabromodiphenylether	EPA 1614	MLA-033										Y																				Y		
		AXYS MLA-033	MLA-033		Y	Y									Y							Y													
	BDE 13 3,4'-dibromodiphenylether	EPA 1614	MLA-033										Y																				Y		
		AXYS MLA-033	MLA-033		Y	Y									Y							Y													
	BDE 140 2,2',3,4,4',6'-hexabromodiphenylether	EPA 1614	MLA-033										Y																				Y		
		AXYS MLA-033	MLA-033		Y	Y									Y							Y													
	BDE 15 4,4'-dibromodiphenylether	EPA 1614	MLA-033										Y																				Y		
		AXYS MLA-033	MLA-033		Y	Y									Y							Y													
	BDE 153 2,2',4,4',5,5'-hexabromodiphenylether	EPA 1614	MLA-033										Y																				Y		
		AXYS MLA-033	MLA-033		Y	Y									Y							Y													
	BDE 154 2,2',4,4',5,6-hexabromodiphenylether	EPA 1614	MLA-033										Y																				Y		
		AXYS MLA-033	MLA-033		Y	Y									Y							Y													
	BDE 155 2,2',4,4',6,6'-hexabromodiphenylether	EPA 1614	MLA-033										Y																				Y		
		AXYS MLA-033	MLA-033		Y	Y									Y							Y													
	BDE 166 2,3,4,4',5,6-hexabromodiphenylether	EPA 1614	MLA-033										Y																				Y		
		AXYS MLA-033	MLA-033		Y	Y									Y							Y													
	BDE 17 2,2',4-tribromodiphenylether	EPA 1614	MLA-033										Y																				Y		
		AXYS MLA-033	MLA-033		Y	Y									Y							Y													
	BDE 181 2,2',3,4,4',5,6-heptabromodiphenylether	EPA 1614	MLA-033										Y																				Y		
		AXYS MLA-033	MLA-033		Y	Y									Y							Y													
	BDE 190 2,3,3',4,4',5,6-heptabromodiphenylether	EPA 1614	MLA-033										Y																				Y		
		AXYS MLA-033	MLA-033		Y	Y									Y							Y													
	BDE 206 2,2',3,3',4,4',5,5',6-nonabromodiphenylether	EPA 1614	MLA-033										Y																				Y		
		AXYS MLA-033	MLA-033		Y	Y									Y							Y													
	BDE 207 2,2',3,3',4,4',5,6,6'-nonabromodiphenylether	EPA 1614	MLA-033										Y																				Y		
		AXYS MLA-033	MLA-033		Y	Y									Y							Y													
	BDE 208 2,2',3,3',4,5,5',6,6'-nonabromodiphenylether	EPA 1614	MLA-033										Y																				Y		
		AXYS MLA-033	MLA-033		Y	Y									Y							Y													
	BDE 209 Decabromodiphenylether	EPA 1614	MLA-033										Y																				Y		
		AXYS MLA-033	MLA-033		Y	Y									Y							Y													
	BDE 25 2,3',4-tribromodiphenylether	EPA 1614	MLA-033										Y																				Y		
		AXYS MLA-033	MLA-033		Y	Y									Y							Y													
	BDE 28 2,4,4'-tribromodiphenylether	EPA 1614	MLA-033										Y																				Y		
		AXYS MLA-033	MLA-033		Y	Y									Y							Y													
	BDE 30 2,4,6-tribromodiphenylether	EPA 1614	MLA-033										Y																				Y		
		AXYS MLA-033	MLA-033		Y	Y									Y							Y													
	BDE 35 3,3',4-tribromodiphenylether	EPA 1614	MLA-033										Y																				Y		
		AXYS MLA-033	MLA-033		Y	Y									Y							Y													
	BDE 37 3,4,4'-tribromodiphenylether	EPA 1614	MLA-033										Y																				Y		
		AXYS MLA-033	MLA-033		Y	Y									Y							Y													
	BDE 47 2,2',4,4'-tetrabromodiphenylether	EPA 1614	MLA-033										Y																				Y		
		AXYS MLA-033	MLA-033		Y	Y									Y							Y													
	BDE 49 2,2',4,5'-tetrabromodiphenylether	EPA 1614	MLA-033										Y																				Y		
		AXYS MLA-033	MLA-033		Y	Y									Y							Y													
	BDE 66 2,3',4,4'-tetrabromodiphenylether	EPA 1614	MLA-033										Y																				Y		

Accreditation Scope

AXYS Analytical Services Ltd.
file ref.: ACC-101 Rev.23

Compound Class	Compound	Accredited Method ID	AXYS Method ID	Pulp	Serum	Solids									Tissue						Urine	Water	Water, Drinking				Water, Non-Potable								
				CALA	CALA	CALA	California DPH	Florida DOH	Minnesota DOH	New Jersey DEP	New York DOH	Virginia DGS	Washington DE	Maine DOH	ANAB	CALA	Florida DOH	Minnesota DOH	New Jersey DEP	Virginia DGS	ANAB	CALA	CALA	Florida DOH	Minnesota DOH	New Jersey DEP	ANAB	California DPH	Florida DOH	Minnesota DOH	New Jersey DEP	New York DOH	Virginia DGS	Washington DE*	Maine DOH	ANAB	Pennsylvania DEP
		AXYS MLA-033	MLA-033		Y	Y									Y							Y													
	BDE 7 2,4-dibromodiphenylether	EPA 1614	MLA-033										Y																				Y		
		AXYS MLA-033	MLA-033		Y	Y									Y							Y													
	BDE 75 2,4,4',6-tetrabromodiphenylether	EPA 1614	MLA-033										Y																				Y		
		AXYS MLA-033	MLA-033		Y	Y									Y							Y													
	BDE 77 3,3',4,4'-tetrabromodiphenylether	EPA 1614	MLA-033										Y																				Y		
		AXYS MLA-033	MLA-033		Y	Y									Y							Y													
	BDE 8 2,4'-dibromodiphenylether	EPA 1614	MLA-033										Y																				Y		
		AXYS MLA-033	MLA-033		Y	Y									Y							Y													
	BDE 85 2,2',3,4,4'-pentabromodiphenylether	EPA 1614	MLA-033										Y																				Y		
		AXYS MLA-033	MLA-033		Y	Y									Y							Y													
	BDE 99 2,2',4,4',5-pentabromodiphenylether	EPA 1614	MLA-033										Y																				Y		
		AXYS MLA-033	MLA-033		Y	Y									Y							Y													
	BDE-183 2,2',3,4,4',5',6-heptabromodiphenylether	EPA 1614	MLA-033										Y																				Y		
		AXYS MLA-033	MLA-033		Y	Y									Y							Y													
	BDE-33 2',3,4-tribromodiphenylether	EPA 1614	MLA-033										Y																				Y		
		AXYS MLA-033	MLA-033		Y	Y									Y							Y													
PCB	PCB 1 2-Chlorobiphenyl	EPA 1668	MLA-010					Y		Y	Y	Y	Y	Y	Y													Y		Y	Y	Y	Y		Y	Y
		EPA 8270	MLA-007										Y																							
		AXYS MLA-010	MLA-010		Y	Y		Y						Y		Y							Y						Y						Y	
	PCB 10 2,6-Dichlorobiphenyl	EPA 1668	MLA-010					Y		Y	Y	Y	Y	Y														Y		Y	Y	Y	Y		Y	Y
		AXYS MLA-010	MLA-010		Y	Y		Y						Y		Y							Y						Y						Y	
	PCB 100 2,2',4,4',6-Pentachlorobiphenyl	EPA 1668	MLA-010					Y		Y	Y	Y	Y	Y														Y		Y	Y	Y	Y		Y	Y
		EPA 8270	MLA-007										Y																							
		AXYS MLA-010	MLA-010		Y	Y		Y						Y		Y							Y						Y						Y	
	PCB 101 2,2',4,5,5'-Pentachlorobiphenyl	EPA 1668	MLA-010					Y		Y	Y	Y	Y	Y														Y		Y	Y	Y	Y		Y	Y
		AXYS MLA-010	MLA-010		Y	Y		Y						Y		Y							Y						Y						Y	
	PCB 101/90/89	AXYS MLA-007	MLA-007			Y										Y							Y													
		EPA 8270	MLA-007										Y																							
	PCB 102 2,2',4,5,6'-Pentachlorobiphenyl	EPA 1668	MLA-010					Y		Y	Y	Y	Y	Y														Y		Y	Y	Y	Y		Y	Y
		AXYS MLA-010	MLA-010		Y	Y		Y						Y		Y							Y						Y						Y	
	PCB 103 2,2',4,5',6-Pentachlorobiphenyl	EPA 1668	MLA-010					Y		Y	Y	Y	Y	Y														Y		Y	Y	Y	Y		Y	Y
		EPA 8270	MLA-007										Y																							
		AXYS MLA-010	MLA-010		Y	Y		Y						Y		Y							Y						Y						Y	
	PCB 104 2,2',4,6,6'-Pentachlorobiphenyl	EPA 1668	MLA-010					Y		Y	Y	Y	Y	Y														Y		Y	Y	Y	Y		Y	Y
		EPA 8270	MLA-007										Y																							
		AXYS MLA-010	MLA-010		Y	Y		Y						Y		Y							Y						Y						Y	
	PCB 105 2,3,3',4,4'-Pentachlorobiphenyl	EPA 1668	MLA-010					Y		Y	Y	Y	Y	Y														Y		Y	Y	Y	Y		Y	Y
		AXYS MLA-010	MLA-010		Y	Y		Y						Y		Y							Y						Y						Y	
	PCB 105/127	AXYS MLA-007	MLA-007			Y										Y							Y													
		EPA 8270	MLA-007										Y																							
	PCB 106 2,3,3',4,5-Pentachlorobiphenyl	EPA 1668	MLA-010					Y		Y	Y	Y	Y	Y														Y		Y	Y	Y	Y		Y	Y
		AXYS MLA-010	MLA-010		Y	Y		Y						Y		Y							Y						Y						Y	
	PCB 107 2,3,3',4',5-Pentachlorobiphenyl	EPA 1668	MLA-010					Y		Y	Y	Y	Y	Y														Y		Y	Y	Y	Y		Y	Y
		AXYS MLA-010	MLA-010		Y	Y		Y						Y		Y							Y						Y						Y	
	PCB 107/109	AXYS MLA-007	MLA-007			Y										Y							Y													
		EPA 8270	MLA-007										Y																							
	PCB 108 2,3,3',4,5'-Pentachlorobiphenyl	EPA 1668	MLA-010					Y		Y	Y	Y	Y	Y														Y		Y	Y	Y	Y		Y	Y
		AXYS MLA-010	MLA-010		Y	Y		Y						Y		Y							Y						Y						Y	
	PCB 109 2,3,3',4,6-Pentachlorobiphenyl	EPA 1668	MLA-010					Y		Y	Y	Y	Y	Y														Y		Y	Y	Y	Y		Y	Y

Accreditation Scope

AXYS Analytical Services Ltd.
file ref.: ACC-101 Rev.23

Compound Class	Compound	Accredited Method ID	AXYS Method ID	Pulp	Serum	Solids										Tissue						Urine	Water	Water, Drinking				Water, Non-Potable								
				CALA	CALA	CALA	California DPH	Florida DOH	Minnesota DOH	New Jersey DEP	New York DOH	Virginia DGS	Washington DE	Maine DOH	ANAB	CALA	Florida DOH	Minnesota DOH	New Jersey DEP	Virginia DGS	ANAB	CALA	CALA	Florida DOH	Minnesota DOH	New Jersey DEP	ANAB	California DPH	Florida DOH	Minnesota DOH	New Jersey DEP	New York DOH	Virginia DGS	Washington DE*	Maine DOH	ANAB	Pennsylvania DEP
		AXYS MLA-010	MLA-010		Y	Y		Y						Y	Y							Y						Y							Y	
	PCB 11 3,3'-Dichlorobiphenyl	EPA 1668	MLA-010					Y		Y	Y	Y	Y	Y	Y														Y		Y	Y	Y	Y		Y	Y
		EPA 8270	MLA-007										Y																								
		AXYS MLA-010	MLA-010		Y	Y		Y							Y	Y							Y						Y							Y	
	PCB 110 2,3,3',4',6-Pentachlorobiphenyl	AXYS MLA-007	MLA-007			Y										Y							Y														
		EPA 1668	MLA-010					Y		Y	Y	Y	Y	Y	Y														Y		Y	Y	Y	Y		Y	Y
		EPA 8270	MLA-007										Y																								
		AXYS MLA-010	MLA-010		Y	Y		Y							Y	Y							Y						Y							Y	
	PCB 111 2,3,3',5,5'-Pentachlorobiphenyl	EPA 1668	MLA-010					Y		Y	Y	Y	Y	Y	Y														Y		Y	Y	Y	Y		Y	Y
		AXYS MLA-010	MLA-010		Y	Y		Y							Y	Y							Y						Y							Y	
	PCB 111/117	EPA 8270	MLA-007										Y																								
	PCB 112 2,3,3',5,6-Pentachlorobiphenyl	EPA 1668	MLA-010					Y		Y	Y	Y	Y	Y	Y														Y		Y	Y	Y	Y		Y	Y
		EPA 8270	MLA-007										Y																								
		AXYS MLA-010	MLA-010		Y	Y		Y							Y	Y							Y						Y							Y	
	PCB 113 2,3,3',5',6-Pentachlorobiphenyl	EPA 1668	MLA-010					Y		Y	Y	Y	Y	Y	Y														Y		Y	Y	Y	Y		Y	Y
		EPA 8270	MLA-007										Y																								
		AXYS MLA-010	MLA-010		Y	Y		Y							Y	Y							Y						Y							Y	
	PCB 114 2,3,4,4',5-Pentachlorobiphenyl	EPA 1668	MLA-010					Y		Y	Y	Y	Y	Y	Y														Y		Y	Y	Y	Y		Y	Y
		EPA 8270	MLA-007										Y																								
		AXYS MLA-010	MLA-010		Y	Y		Y							Y	Y							Y						Y							Y	
	PCB 115 2,3,4,4',6-Pentachlorobiphenyl	EPA 1668	MLA-010					Y		Y	Y	Y	Y	Y	Y														Y		Y	Y	Y	Y		Y	Y
		AXYS MLA-010	MLA-010		Y	Y		Y							Y	Y							Y						Y							Y	
	PCB 116 2,3,4,5,6-Pentachlorobiphenyl	EPA 1668	MLA-010					Y		Y	Y	Y	Y	Y	Y														Y		Y	Y	Y	Y		Y	Y
		AXYS MLA-010	MLA-010		Y	Y		Y							Y	Y							Y						Y							Y	
	PCB 117 2,3,4',5,6-Pentachlorobiphenyl	EPA 1668	MLA-010					Y		Y	Y	Y	Y	Y	Y														Y		Y	Y	Y	Y		Y	Y
		AXYS MLA-010	MLA-010		Y	Y		Y							Y	Y							Y						Y							Y	
	PCB 118 2,3',4,4',5-Pentachlorobiphenyl	AXYS MLA-901	MLA-901		Y																															
		EPA 1668	MLA-010					Y		Y	Y	Y	Y	Y	Y														Y		Y	Y	Y	Y		Y	Y
		AXYS MLA-010	MLA-010		Y	Y		Y							Y	Y							Y						Y							Y	
	PCB 118/106	AXYS MLA-007	MLA-007			Y										Y							Y														
		EPA 8270	MLA-007										Y																								
	PCB 119 2,3',4,4',6-Pentachlorobiphenyl	EPA 1668	MLA-010					Y		Y	Y	Y	Y	Y	Y														Y		Y	Y	Y	Y		Y	Y
		EPA 8270	MLA-007										Y																								
		AXYS MLA-010	MLA-010		Y	Y		Y							Y	Y							Y						Y							Y	
	PCB 12 3,4-Dichlorobiphenyl	EPA 1668	MLA-010					Y		Y	Y	Y	Y	Y	Y														Y		Y	Y	Y	Y		Y	Y
		AXYS MLA-010	MLA-010		Y	Y		Y							Y	Y							Y						Y							Y	
	PCB 12/13	EPA 8270	MLA-007										Y																								
	PCB 120 2,3',4,5,5'-Pentachlorobiphenyl	EPA 1668	MLA-010					Y		Y	Y	Y	Y	Y	Y														Y		Y	Y	Y	Y		Y	Y
		AXYS MLA-010	MLA-010		Y	Y		Y							Y	Y							Y						Y							Y	
	PCB 121 2,3',4,5',6-Pentachlorobiphenyl	EPA 1668	MLA-010					Y		Y	Y	Y	Y	Y	Y														Y		Y	Y	Y	Y		Y	Y
		AXYS MLA-010	MLA-010		Y	Y		Y							Y	Y							Y						Y							Y	
	PCB 122 2,3,3',4',5'-Pentachlorobiphenyl	EPA 1668	MLA-010					Y		Y	Y	Y	Y	Y	Y														Y		Y	Y	Y	Y		Y	Y
		EPA 8270	MLA-007										Y																								
		AXYS MLA-010	MLA-010		Y	Y		Y							Y	Y							Y						Y							Y	
	PCB 123 2,3',4,4',5'-Pentachlorobiphenyl	EPA 1668	MLA-010					Y		Y	Y	Y	Y	Y	Y														Y		Y	Y	Y	Y		Y	Y
		EPA 8270	MLA-007										Y																								
		AXYS MLA-010	MLA-010		Y	Y		Y							Y	Y							Y						Y							Y	
	PCB 124 2,3',4',5,5'-Pentachlorobiphenyl	EPA 1668	MLA-010					Y		Y	Y	Y	Y	Y	Y														Y		Y	Y	Y	Y		Y	Y
		EPA 8270	MLA-007										Y																								
		AXYS MLA-010	MLA-010		Y	Y		Y							Y	Y							Y						Y							Y	

Accreditation Scope

AXYS Analytical Services Ltd.
file ref.: ACC-101 Rev.23

Compound Class	Compound	Accredited Method ID	AXYS Method ID	Pulp	Serum	Solids										Tissue						Urine	Water	Water, Drinking				Water, Non-Potable								
				CALA	CALA	CALA	California DPH	Florida DOH	Minnesota DOH	New Jersey DEP	New York DOH	Virginia DGS	Washington DE	Maine DOH	ANAB	CALA	Florida DOH	Minnesota DOH	New Jersey DEP	Virginia DGS	ANAB	CALA	CALA	Florida DOH	Minnesota DOH	New Jersey DEP	ANAB	California DPH	Florida DOH	Minnesota DOH	New Jersey DEP	New York DOH	Virginia DGS	Washington DE*	Maine DOH	ANAB	Pennsylvania DEP
	PCB 125 2,3',4',5',6-Pentachlorobiphenyl	EPA 1668	MLA-010					Y		Y	Y	Y	Y	Y	Y														Y		Y	Y	Y	Y		Y	Y
		EPA 8270	MLA-007										Y																								
		AXYS MLA-010	MLA-010		Y	Y		Y							Y	Y							Y						Y							Y	
	PCB 126 3,3',4,4',5-Pentachlorobiphenyl	AXYS MLA-007	MLA-007			Y										Y							Y														
		EPA 1668	MLA-010					Y		Y	Y	Y	Y	Y	Y														Y		Y	Y	Y	Y		Y	Y
		EPA 8270	MLA-007										Y																								
		AXYS MLA-010	MLA-010		Y	Y		Y							Y	Y							Y						Y							Y	
	PCB 127 3,3',4,5,5'-Pentachlorobiphenyl	EPA 1668	MLA-010					Y		Y	Y	Y	Y	Y	Y														Y		Y	Y	Y	Y		Y	Y
		AXYS MLA-010	MLA-010		Y	Y		Y							Y	Y							Y						Y							Y	
	PCB 128 2,2',3,3',4,4'-Hexachlorobiphenyl	AXYS MLA-007	MLA-007			Y										Y							Y														
		EPA 1668	MLA-010					Y		Y	Y	Y	Y	Y	Y														Y		Y	Y	Y	Y		Y	Y
		EPA 8270	MLA-007										Y																								
		AXYS MLA-010	MLA-010		Y	Y		Y							Y	Y							Y						Y							Y	
	PCB 129 2,2',3,3',4,5-Hexachlorobiphenyl	AXYS MLA-007	MLA-007			Y										Y							Y														
		EPA 1668	MLA-010					Y		Y	Y	Y	Y	Y	Y														Y		Y	Y	Y	Y		Y	Y
		EPA 8270	MLA-007										Y																								
		AXYS MLA-010	MLA-010		Y	Y		Y							Y	Y							Y						Y							Y	
	PCB 13 3,4'-Dichlorobiphenyl	EPA 1668	MLA-010					Y		Y	Y	Y	Y	Y	Y														Y		Y	Y	Y	Y		Y	Y
		AXYS MLA-010	MLA-010		Y	Y		Y							Y	Y							Y						Y							Y	
	PCB 130 2,2',3,3',4,5'-Hexachlorobiphenyl	AXYS MLA-007	MLA-007			Y										Y							Y														
		EPA 1668	MLA-010					Y		Y	Y	Y	Y		Y														Y		Y	Y	Y	Y		Y	Y
		EPA 8270	MLA-007										Y																								
		AXYS MLA-010	MLA-010		Y	Y		Y							Y	Y							Y						Y							Y	
	PCB 131 2,2',3,3',4,6-Hexachlorobiphenyl	EPA 1668	MLA-010					Y		Y	Y	Y	Y	Y	Y														Y		Y	Y	Y	Y		Y	Y
		AXYS MLA-010	MLA-010		Y	Y		Y							Y	Y							Y						Y							Y	
	PCB 131/142	AXYS MLA-007	MLA-007			Y										Y							Y														
		EPA 8270	MLA-007										Y																								
	PCB 132 2,2',3,3',4,6'-Hexachlorobiphenyl	EPA 1668	MLA-010					Y		Y	Y	Y	Y	Y	Y														Y		Y	Y	Y	Y		Y	Y
		AXYS MLA-010	MLA-010		Y	Y		Y							Y	Y							Y						Y							Y	
	PCB 132/168	EPA 8270	MLA-007										Y																								
	PCB 133 2,2',3,3',5,5'-Hexachlorobiphenyl	EPA 1668	MLA-010					Y		Y	Y	Y	Y	Y	Y														Y		Y	Y	Y	Y		Y	Y
		EPA 8270	MLA-007										Y																								
		AXYS MLA-010	MLA-010		Y	Y		Y							Y	Y							Y						Y							Y	
	PCB 134 2,2',3,3',5,6-Hexachlorobiphenyl	EPA 1668	MLA-010					Y		Y	Y	Y	Y	Y	Y														Y		Y	Y	Y	Y		Y	Y
		AXYS MLA-010	MLA-010		Y	Y		Y							Y	Y							Y						Y							Y	
	PCB 134/143	AXYS MLA-007	MLA-007			Y										Y							Y														
		EPA 8270	MLA-007										Y																								
	PCB 135 2,2',3,3',5,6'-Hexachlorobiphenyl	EPA 1668	MLA-010					Y		Y	Y	Y	Y	Y	Y														Y		Y	Y	Y	Y		Y	Y
		AXYS MLA-010	MLA-010		Y	Y		Y							Y	Y							Y						Y							Y	
	PCB 136 2,2',3,3',6,6'-Hexachlorobiphenyl	AXYS MLA-007	MLA-007			Y										Y							Y														
		EPA 1668	MLA-010					Y		Y	Y	Y	Y	Y	Y														Y		Y	Y	Y	Y		Y	Y
		EPA 8270	MLA-007										Y																								
		AXYS MLA-010	MLA-010		Y	Y		Y							Y	Y							Y						Y							Y	
	PCB 137 2,2',3,4,4',5-Hexachlorobiphenyl	AXYS MLA-007	MLA-007			Y										Y							Y														
		EPA 1668	MLA-010					Y		Y	Y	Y	Y	Y	Y														Y		Y	Y	Y	Y		Y	Y
		EPA 8270	MLA-007										Y																								
		AXYS MLA-010	MLA-010		Y	Y		Y							Y	Y							Y						Y							Y	
	PCB 138 2,2',3,4,4',5'-Hexachlorobiphenyl	AXYS MLA-901	MLA-901		Y																																
		EPA 1668	MLA-010					Y		Y	Y	Y	Y	Y	Y														Y		Y	Y	Y	Y		Y	Y
		AXYS MLA-010	MLA-010		Y	Y		Y							Y	Y							Y						Y							Y	

Accreditation Scope

AXYS Analytical Services Ltd.
file ref.: ACC-101 Rev.23

Compound Class	Compound	Accredited Method ID	AXYS Method ID	Pulp	Serum	Solids									Tissue						Urine	Water	Water, Drinking				Water, Non-Potable								
				CALA	CALA	CALA	California DPH	Florida DOH	Minnesota DOH	New Jersey DEP	New York DOH	Virginia DGS	Washington DE	Maine DOH	ANAB	CALA	Florida DOH	Minnesota DOH	New Jersey DEP	Virginia DGS	ANAB	CALA	CALA	Florida DOH	Minnesota DOH	New Jersey DEP	ANAB	California DPH	Florida DOH	Minnesota DOH	New Jersey DEP	New York DOH	Virginia DGS	Washington DE*	Maine DOH	ANAB	Pennsylvania DEP
	PCB 138/163/164	AXYS MLA-007	MLA-007			Y									Y							Y													
		EPA 8270	MLA-007										Y																						
	PCB 139 2,2',3,4,4',6-Hexachlorobiphenyl	EPA 1668	MLA-010					Y		Y	Y	Y	Y	Y	Y													Y		Y	Y	Y	Y		Y	Y
		AXYS MLA-010	MLA-010		Y	Y		Y							Y	Y						Y						Y						Y		
	PCB 14 3,5-Dichlorobiphenyl	EPA 1668	MLA-010					Y		Y	Y	Y	Y	Y	Y													Y		Y	Y	Y	Y		Y	Y
		EPA 8270	MLA-007										Y																							
		AXYS MLA-010	MLA-010		Y	Y		Y							Y	Y						Y						Y						Y		
	PCB 140 2,2',3,4,4',6'-Hexachlorobiphenyl	EPA 1668	MLA-010					Y		Y	Y	Y	Y	Y	Y													Y		Y	Y	Y	Y		Y	Y
		EPA 8270	MLA-007										Y																							
		AXYS MLA-010	MLA-010		Y	Y		Y							Y	Y						Y						Y						Y		
	PCB 141 2,2',3,4,5,5'-Hexachlorobiphenyl	EPA 1668	MLA-010					Y		Y	Y	Y	Y	Y	Y													Y		Y	Y	Y	Y		Y	Y
		EPA 8270	MLA-007										Y																							
		AXYS MLA-010	MLA-010		Y	Y		Y							Y	Y						Y						Y						Y		
	PCB 142 2,2',3,4,5,6-Hexachlorobiphenyl	EPA 1668	MLA-010					Y		Y	Y	Y	Y	Y	Y													Y		Y	Y	Y	Y		Y	Y
		AXYS MLA-010	MLA-010		Y	Y		Y							Y	Y						Y						Y						Y		
	PCB 143 2,2',3,4,5,6'-Hexachlorobiphenyl	EPA 1668	MLA-010					Y		Y	Y	Y	Y	Y	Y													Y		Y	Y	Y	Y		Y	Y
		AXYS MLA-010	MLA-010		Y	Y		Y							Y	Y						Y						Y						Y		
	PCB 144 2,2',3,4,5',6-Hexachlorobiphenyl	EPA 1668	MLA-010					Y		Y	Y	Y	Y	Y	Y													Y		Y	Y	Y	Y		Y	Y
		AXYS MLA-010	MLA-010		Y	Y		Y							Y	Y						Y						Y						Y		
	PCB 144/135	AXYS MLA-007	MLA-007			Y									Y							Y													
		EPA 8270	MLA-007										Y																							
	PCB 145 2,2',3,4,6,6'-Hexachlorobiphenyl	EPA 1668	MLA-010					Y		Y	Y	Y	Y	Y	Y													Y		Y	Y	Y	Y		Y	Y
		EPA 8270	MLA-007										Y																							
		AXYS MLA-010	MLA-010		Y	Y		Y							Y	Y						Y						Y						Y		
	PCB 146 2,2',3,4',5,5'-Hexachlorobiphenyl	AXYS MLA-007	MLA-007			Y									Y							Y													
		AXYS MLA-901	MLA-901		Y																															
		EPA 1668	MLA-010					Y		Y	Y	Y	Y	Y	Y													Y		Y	Y	Y	Y		Y	Y
		EPA 8270	MLA-007										Y																							
		AXYS MLA-010	MLA-010		Y	Y		Y							Y	Y						Y						Y						Y		
	PCB 147 2,2',3,4',5,6-Hexachlorobiphenyl	EPA 1668	MLA-010					Y		Y	Y	Y	Y	Y	Y													Y		Y	Y	Y	Y		Y	Y
		EPA 8270	MLA-007										Y																							
		AXYS MLA-010	MLA-010		Y	Y		Y							Y	Y						Y						Y						Y		
	PCB 148 2,2',3,4',5,6'-Hexachlorobiphenyl	EPA 1668	MLA-010					Y		Y	Y	Y	Y	Y	Y													Y		Y	Y	Y	Y		Y	Y
		EPA 8270	MLA-007										Y																							
		AXYS MLA-010	MLA-010		Y	Y		Y							Y	Y						Y						Y						Y		
	PCB 149 2,2',3,4',5',6-Hexachlorobiphenyl	EPA 1668	MLA-010					Y		Y	Y	Y	Y	Y	Y													Y		Y	Y	Y	Y		Y	Y
		AXYS MLA-010	MLA-010		Y	Y		Y							Y	Y						Y						Y						Y		
	PCB 149/139	AXYS MLA-007	MLA-007			Y									Y							Y													
		EPA 8270	MLA-007										Y																							
	PCB 15 4,4'-Dichlorobiphenyl	AXYS MLA-007	MLA-007			Y									Y							Y													
		EPA 1668	MLA-010					Y		Y	Y	Y	Y	Y	Y													Y		Y	Y	Y	Y		Y	Y
		EPA 8270	MLA-007										Y																							
		AXYS MLA-010	MLA-010		Y	Y		Y							Y	Y						Y						Y						Y		
	PCB 150 2,2',3,4',6,6'-Hexachlorobiphenyl	EPA 1668	MLA-010					Y		Y	Y	Y	Y	Y	Y													Y		Y	Y	Y	Y		Y	Y
		EPA 8270	MLA-007										Y																							
		AXYS MLA-010	MLA-010		Y	Y		Y							Y	Y						Y						Y						Y		
	PCB 151 2,2',3,5,5',6-Hexachlorobiphenyl	AXYS MLA-007	MLA-007			Y									Y							Y													
		EPA 1668	MLA-010					Y		Y	Y	Y	Y	Y	Y													Y		Y	Y	Y	Y		Y	Y
		EPA 8270	MLA-007										Y																							
		AXYS MLA-010	MLA-010		Y	Y		Y							Y	Y						Y						Y						Y		

Accreditation Scope

AXYS Analytical Services Ltd.
file ref.: ACC-101 Rev.23

Compound Class	Compound	Accredited Method ID	AXYS Method ID	Pulp	Serum	Solids										Tissue						Urine	Water	Water, Drinking				Water, Non-Potable								
				CALA	CALA	CALA	California DPH	Florida DOH	Minnesota DOH	New Jersey DEP	New York DOH	Virginia DGS	Washington DE	Maine DOH	ANAB	CALA	Florida DOH	Minnesota DOH	New Jersey DEP	Virginia DGS	ANAB	CALA	CALA	Florida DOH	Minnesota DOH	New Jersey DEP	ANAB	California DPH	Florida DOH	Minnesota DOH	New Jersey DEP	New York DOH	Virginia DGS	Washington DE*	Maine DOH	ANAB	Pennsylvania DEP
	PCB 152 2,2',3,5,6,6'-Hexachlorobiphenyl	EPA 1668	MLA-010					Y		Y	Y	Y	Y	Y	Y														Y		Y	Y	Y	Y		Y	Y
		EPA 8270	MLA-007										Y																								
		AXYS MLA-010	MLA-010		Y	Y		Y							Y	Y							Y						Y							Y	
	PCB 153 2,2',4,4',5,5'-Hexachlorobiphenyl	AXYS MLA-007	MLA-007			Y										Y							Y														
		AXYS MLA-901	MLA-901		Y																																
		EPA 1668	MLA-010					Y		Y	Y	Y	Y	Y	Y														Y		Y	Y	Y	Y		Y	Y
		EPA 8270	MLA-007										Y																								
		AXYS MLA-010	MLA-010		Y	Y		Y							Y	Y							Y						Y							Y	
	PCB 154 2,2',4,4',5,6'-Hexachlorobiphenyl	EPA 1668	MLA-010					Y		Y	Y	Y	Y	Y	Y														Y		Y	Y	Y	Y		Y	Y
		EPA 8270	MLA-007										Y																								
		AXYS MLA-010	MLA-010		Y	Y		Y							Y	Y							Y						Y							Y	
	PCB 155 2,2',4,4',6,6'-Hexachlorobiphenyl	EPA 1668	MLA-010					Y		Y	Y	Y	Y	Y	Y														Y		Y	Y	Y	Y		Y	Y
		EPA 8270	MLA-007										Y																								
		AXYS MLA-010	MLA-010		Y	Y		Y							Y	Y							Y						Y							Y	
	PCB 156 2,3,3',4,4',5-Hexachlorobiphenyl	AXYS MLA-007	MLA-007			Y										Y							Y														
		AXYS MLA-901	MLA-901		Y																																
		EPA 1668	MLA-010					Y		Y	Y	Y	Y	Y	Y														Y		Y	Y	Y	Y		Y	Y
		EPA 8270	MLA-007										Y																								
		AXYS MLA-010	MLA-010		Y	Y		Y							Y	Y							Y						Y							Y	
	PCB 157 2,3,3',4,4',5'-Hexachlorobiphenyl	AXYS MLA-007	MLA-007			Y										Y							Y														
		EPA 1668	MLA-010					Y		Y	Y	Y	Y	Y	Y														Y		Y	Y	Y	Y		Y	Y
		EPA 8270	MLA-007										Y																								
		AXYS MLA-010	MLA-010		Y	Y		Y							Y	Y							Y						Y							Y	
	PCB 158 2,3,3',4,4',6-Hexachlorobiphenyl	EPA 1668	MLA-010					Y		Y	Y	Y	Y	Y	Y														Y		Y	Y	Y	Y		Y	Y
		AXYS MLA-010	MLA-010		Y	Y		Y							Y	Y							Y						Y							Y	
	PCB 158/160	AXYS MLA-007	MLA-007			Y										Y							Y														
		EPA 8270	MLA-007										Y																								
	PCB 159 2,3,3',4,5,5'-Hexachlorobiphenyl	AXYS MLA-007	MLA-007			Y										Y							Y														
		EPA 1668	MLA-010					Y		Y	Y	Y	Y	Y	Y														Y		Y	Y	Y	Y		Y	Y
		EPA 8270	MLA-007										Y																								
		AXYS MLA-010	MLA-010		Y	Y		Y							Y	Y							Y						Y							Y	
	PCB 16 2,2',3-Trichlorobiphenyl	EPA 1668	MLA-010					Y		Y	Y	Y	Y	Y	Y														Y		Y	Y	Y	Y		Y	Y
		AXYS MLA-010	MLA-010		Y	Y		Y							Y	Y							Y						Y							Y	
	PCB 16/32	AXYS MLA-007	MLA-007			Y										Y							Y														
		EPA 8270	MLA-007										Y																								
	PCB 160 2,3,3',4,5,6-Hexachlorobiphenyl	AXYS MLA-007	MLA-007			Y										Y							Y														
		EPA 1668	MLA-010					Y		Y	Y	Y	Y	Y	Y														Y		Y	Y	Y	Y		Y	Y
		AXYS MLA-010	MLA-010		Y	Y		Y							Y	Y							Y						Y							Y	
	PCB 161 2,3,3',4,5',6-Hexachlorobiphenyl	AXYS MLA-007	MLA-007			Y										Y							Y														
		EPA 1668	MLA-010					Y		Y	Y	Y	Y	Y	Y														Y		Y	Y	Y	Y		Y	Y
		EPA 8270	MLA-007										Y																								
		AXYS MLA-010	MLA-010		Y	Y		Y							Y	Y							Y						Y							Y	
	PCB 162 2,3,3',4',5,5'-Hexachlorobiphenyl	EPA 1668	MLA-010					Y		Y	Y	Y	Y	Y	Y														Y		Y	Y	Y	Y		Y	Y
		EPA 8270	MLA-007										Y																								
		AXYS MLA-010	MLA-010		Y	Y		Y							Y	Y							Y						Y							Y	
	PCB 163 2,3,3',4',5,6-Hexachlorobiphenyl	EPA 1668	MLA-010					Y		Y	Y	Y	Y	Y	Y														Y		Y	Y	Y	Y		Y	Y
		AXYS MLA-010	MLA-010		Y	Y		Y							Y	Y							Y						Y							Y	
	PCB 164 2,3,3',4',5',6-Hexachlorobiphenyl	EPA 1668	MLA-010					Y		Y	Y	Y	Y	Y	Y														Y		Y	Y	Y	Y		Y	Y
		AXYS MLA-010	MLA-010		Y	Y		Y							Y	Y							Y						Y							Y	
	PCB 165 2,3,3',5,5',6-Hexachlorobiphenyl	EPA 1668	MLA-010					Y		Y	Y	Y	Y	Y	Y														Y		Y	Y	Y	Y		Y	Y

Accreditation Scope

AXYS Analytical Services Ltd.
file ref.: ACC-101 Rev.23

Compound Class	Compound	Accredited Method ID	AXYS Method ID	Pulp	Serum	Solids									Tissue							Urine	Water	Water, Drinking				Water, Non-Potable								
				CALA	CALA	CALA	California DPH	Florida DOH	Minnesota DOH	New Jersey DEP	New York DOH	Virginia DGS	Washington DE	Maine DOH	ANAB	CALA	Florida DOH	Minnesota DOH	New Jersey DEP	Virginia DGS	ANAB	CALA	CALA	Florida DOH	Minnesota DOH	New Jersey DEP	ANAB	California DPH	Florida DOH	Minnesota DOH	New Jersey DEP	New York DOH	Virginia DGS	Washington DE*	Maine DOH	ANAB	Pennsylvania DEP
		EPA 8270	MLA-007										Y																						
		AXYS MLA-010	MLA-010		Y	Y		Y						Y	Y								Y						Y						Y	
	PCB 166 2,3,4,4',5,6-Hexachlorobiphenyl	EPA 1668	MLA-010					Y		Y	Y	Y	Y	Y															Y		Y	Y	Y	Y	Y	Y
		EPA 8270	MLA-007										Y																							
		AXYS MLA-010	MLA-010		Y	Y		Y						Y	Y								Y						Y						Y	
	PCB 167 2,3',4,4',5,5'-Hexachlorobiphenyl	EPA 1668	MLA-010					Y		Y	Y	Y	Y	Y															Y		Y	Y	Y	Y	Y	Y
		EPA 8270	MLA-007										Y																							
		AXYS MLA-010	MLA-010		Y	Y		Y						Y	Y								Y						Y						Y	
	PCB 168 2,3',4,4',5,6-Hexachlorobiphenyl	EPA 1668	MLA-010					Y		Y	Y	Y	Y	Y															Y		Y	Y	Y	Y	Y	Y
		AXYS MLA-010	MLA-010		Y	Y		Y						Y	Y								Y						Y						Y	
	PCB 169 3,3',4,4',5,5'-Hexachlorobiphenyl	AXYS MLA-007	MLA-007			Y									Y								Y													
		EPA 1668	MLA-010					Y		Y	Y	Y	Y	Y															Y		Y	Y	Y	Y	Y	Y
		EPA 8270	MLA-007										Y																							
		AXYS MLA-010	MLA-010		Y	Y		Y						Y	Y								Y						Y						Y	
	PCB 17 2,2',4-Trichlorobiphenyl	AXYS MLA-007	MLA-007			Y									Y								Y													
		EPA 1668	MLA-010					Y		Y	Y	Y	Y	Y															Y		Y	Y	Y	Y	Y	Y
		EPA 8270	MLA-007										Y																							
		AXYS MLA-010	MLA-010		Y	Y		Y						Y	Y								Y						Y						Y	
	PCB 170 2,2',3,3',4,4',5-Heptachlorobiphenyl	AXYS MLA-901	MLA-901		Y																															
		EPA 1668	MLA-010					Y		Y	Y	Y	Y	Y															Y		Y	Y	Y	Y	Y	Y
		AXYS MLA-010	MLA-010		Y	Y		Y						Y	Y								Y						Y						Y	
	PCB 170/190	AXYS MLA-007	MLA-007			Y									Y								Y													
		EPA 8270	MLA-007										Y																							
	PCB 171 2,2',3,3',4,4',6-Heptachlorobiphenyl	AXYS MLA-007	MLA-007			Y									Y								Y													
		EPA 1668	MLA-010					Y		Y	Y	Y	Y	Y															Y		Y	Y	Y	Y	Y	Y
		EPA 8270	MLA-007										Y																							
		AXYS MLA-010	MLA-010		Y	Y		Y						Y	Y								Y						Y						Y	
	PCB 172 2,2',3,3',4,5,5'-Heptachlorobiphenyl	EPA 1668	MLA-010					Y		Y	Y	Y	Y	Y															Y		Y	Y	Y	Y	Y	Y
		AXYS MLA-010	MLA-010		Y	Y		Y						Y	Y								Y						Y						Y	
	PCB 172/192	AXYS MLA-007	MLA-007			Y									Y								Y													
		EPA 8270	MLA-007										Y																							
	PCB 173 2,2',3,3',4,5,6-Heptachlorobiphenyl	EPA 1668	MLA-010					Y		Y	Y	Y	Y	Y															Y		Y	Y	Y	Y	Y	Y
		EPA 8270	MLA-007										Y																							
		AXYS MLA-010	MLA-010		Y	Y		Y						Y	Y								Y						Y						Y	
	PCB 174 2,2',3,3',4,5,6'-Heptachlorobiphenyl	EPA 1668	MLA-010					Y		Y	Y	Y	Y	Y															Y		Y	Y	Y	Y	Y	Y
		AXYS MLA-010	MLA-010		Y	Y		Y						Y	Y								Y						Y						Y	
	PCB 174/181	AXYS MLA-007	MLA-007			Y									Y								Y													
		EPA 8270	MLA-007										Y																							
	PCB 175 2,2',3,3',4,5',6-Heptachlorobiphenyl	AXYS MLA-007	MLA-007			Y									Y								Y													
		EPA 1668	MLA-010					Y		Y	Y	Y	Y	Y															Y		Y	Y	Y	Y	Y	Y
		EPA 8270	MLA-007										Y																							
		AXYS MLA-010	MLA-010		Y	Y		Y						Y	Y								Y						Y						Y	
	PCB 176 2,2',3,3',4,6,6'-Heptachlorobiphenyl	AXYS MLA-007	MLA-007			Y									Y								Y													
		EPA 1668	MLA-010					Y		Y	Y	Y	Y	Y															Y		Y	Y	Y	Y	Y	Y
		EPA 8270	MLA-007										Y																							
		AXYS MLA-010	MLA-010		Y	Y		Y						Y	Y								Y						Y						Y	
	PCB 177 2,2',3,3',4,5',6'-Heptachlorobiphenyl	AXYS MLA-007	MLA-007			Y									Y								Y													
		EPA 1668	MLA-010					Y		Y	Y	Y	Y	Y															Y		Y	Y	Y	Y	Y	Y
		EPA 8270	MLA-007										Y																							
		AXYS MLA-010	MLA-010		Y	Y		Y						Y	Y								Y						Y						Y	

Accreditation Scope

AXYS Analytical Services Ltd.
file ref.: ACC-101 Rev.23

Compound Class	Compound	Accredited Method ID	AXYS Method ID	Pulp	Serum	Solids									Tissue						Urine	Water	Water, Drinking				Water, Non-Potable							
				CALA	CALA	CALA	California DPH	Florida DOH	Minnesota DOH	New Jersey DEP	New York DOH	Virginia DGS	Washington DE	Maine DOH	ANAB	CALA	Florida DOH	Minnesota DOH	New Jersey DEP	Virginia DGS	ANAB	CALA	CALA	Florida DOH	Minnesota DOH	New Jersey DEP	ANAB	California DPH	Florida DOH	Minnesota DOH	New Jersey DEP	New York DOH	Virginia DGS	Washington DE*	Maine DOH	ANAB	Pennsylvania DEP
	PCB 178 2,2',3,3',5,5',6-Heptachlorobiphenyl	AXYS MLA-007	MLA-007			Y									Y							Y													
		EPA 1668	MLA-010					Y		Y	Y	Y	Y	Y	Y													Y		Y	Y	Y	Y		Y	Y
		EPA 8270	MLA-007										Y																							
		AXYS MLA-010	MLA-010		Y	Y		Y							Y	Y							Y					Y							Y		
	PCB 179 2,2',3,3',5,6,6'-Heptachlorobiphenyl	AXYS MLA-007	MLA-007			Y									Y								Y													
		EPA 1668	MLA-010					Y		Y	Y	Y	Y	Y	Y													Y		Y	Y	Y	Y		Y	Y
		EPA 8270	MLA-007										Y																							
		AXYS MLA-010	MLA-010		Y	Y		Y							Y	Y							Y					Y							Y		
	PCB 18 2,2',5-Trichlorobiphenyl	AXYS MLA-007	MLA-007			Y									Y								Y													
		EPA 1668	MLA-010					Y		Y	Y	Y	Y	Y	Y													Y		Y	Y	Y	Y		Y	Y
		EPA 8270	MLA-007										Y																							
		AXYS MLA-010	MLA-010		Y	Y		Y							Y	Y							Y					Y							Y		
	PCB 180 2,2',3,4,4',5,5'-Heptachlorobiphenyl	AXYS MLA-007	MLA-007			Y									Y								Y													
		AXYS MLA-901	MLA-901		Y																															
		EPA 1668	MLA-010					Y		Y	Y	Y	Y	Y	Y													Y		Y	Y	Y	Y		Y	Y
		EPA 8270	MLA-007										Y																							
		AXYS MLA-010	MLA-010		Y	Y		Y							Y	Y							Y					Y							Y		
	PCB 181 2,2',3,4,4',5,6-Heptachlorobiphenyl	EPA 1668	MLA-010					Y		Y	Y	Y	Y	Y	Y													Y		Y	Y	Y	Y		Y	Y
		AXYS MLA-010	MLA-010		Y	Y		Y							Y								Y					Y							Y		
	PCB 182 2,2',3,4,4',5,6'-Heptachlorobiphenyl	EPA 1668	MLA-010					Y		Y	Y	Y	Y	Y	Y													Y		Y	Y	Y	Y		Y	Y
		AXYS MLA-010	MLA-010		Y	Y		Y							Y	Y							Y					Y							Y		
	PCB 183 2,2',3,4,4',5',6-Heptachlorobiphenyl	AXYS MLA-007	MLA-007			Y									Y								Y													
		EPA 1668	MLA-010					Y		Y	Y	Y	Y	Y	Y													Y		Y	Y	Y	Y		Y	Y
		EPA 8270	MLA-007										Y																							
		AXYS MLA-010	MLA-010		Y	Y		Y							Y	Y							Y					Y							Y		
	PCB 184 2,2',3,4,4',6,6'-Heptachlorobiphenyl	EPA 1668	MLA-010					Y		Y	Y	Y	Y	Y	Y													Y		Y	Y	Y	Y		Y	Y
		EPA 8270	MLA-007										Y																							
		AXYS MLA-010	MLA-010		Y	Y		Y							Y	Y							Y					Y							Y		
	PCB 185 2,2',3,4,5,5',6-Heptachlorobiphenyl	AXYS MLA-007	MLA-007			Y									Y								Y													
		EPA 1668	MLA-010					Y		Y	Y	Y	Y	Y	Y													Y		Y	Y	Y	Y		Y	Y
		EPA 8270	MLA-007										Y																							
		AXYS MLA-010	MLA-010		Y	Y		Y							Y	Y							Y					Y							Y		
	PCB 186 2,2',3,4,5,6,6'-Heptachlorobiphenyl	EPA 1668	MLA-010					Y		Y	Y	Y	Y	Y	Y													Y		Y	Y	Y	Y		Y	Y
		EPA 8270	MLA-007										Y																							
		AXYS MLA-010	MLA-010		Y	Y		Y							Y	Y							Y					Y							Y		
	PCB 187 2,2',3,4',5,5',6-Heptachlorobiphenyl	AXYS MLA-901	MLA-901		Y																															
		EPA 1668	MLA-010					Y		Y	Y	Y	Y	Y	Y													Y		Y	Y	Y	Y		Y	Y
		AXYS MLA-010	MLA-010		Y	Y		Y							Y								Y					Y							Y		
	PCB 187/182	AXYS MLA-007	MLA-007			Y									Y								Y													
		EPA 8270	MLA-007										Y																							
	PCB 188 2,2',3,4',5,6,6'-Heptachlorobiphenyl	EPA 1668	MLA-010					Y		Y	Y	Y	Y	Y	Y													Y		Y	Y	Y	Y		Y	Y
		EPA 8270	MLA-007										Y																							
		AXYS MLA-010	MLA-010		Y	Y		Y							Y								Y					Y							Y		
	PCB 189 2,3,3',4,4',5,5'-Heptachlorobiphenyl	AXYS MLA-007	MLA-007			Y									Y								Y													
		EPA 1668	MLA-010					Y		Y	Y	Y	Y	Y	Y													Y		Y	Y	Y	Y		Y	Y
		EPA 8270	MLA-007										Y																							
		AXYS MLA-010	MLA-010		Y	Y		Y							Y								Y					Y							Y		
	PCB 19 2,2',6-Trichlorobiphenyl	AXYS MLA-007	MLA-007			Y									Y								Y													
		EPA 1668	MLA-010					Y		Y	Y	Y	Y	Y	Y													Y		Y	Y	Y	Y		Y	Y
		EPA 8270	MLA-007										Y																							

Accreditation Scope

AXYS Analytical Services Ltd.
file ref.: ACC-101 Rev.23

Compound Class	Compound	Accredited Method ID	AXYS Method ID	Pulp	Serum	Solids									Tissue							Urine	Water	Water, Drinking				Water, Non-Potable									
				CALA	CALA	CALA	California DPH	Florida DOH	Minnesota DOH	New Jersey DEP	New York DOH	Virginia DGS	Washington DE	Maine DOH	ANAB	CALA	Florida DOH	Minnesota DOH	New Jersey DEP	Virginia DGS	ANAB	CALA	CALA	Florida DOH	Minnesota DOH	New Jersey DEP	ANAB	California DPH	Florida DOH	Minnesota DOH	New Jersey DEP	New York DOH	Virginia DGS	Washington DE*	Maine DOH	ANAB	Pennsylvania DEP
		AXYS MLA-010	MLA-010		Y	Y		Y						Y	Y							Y						Y							Y		
	PCB 190 2,3,3',4,4',5,6-Heptachlorobiphenyl	EPA 1668	MLA-010					Y		Y	Y	Y	Y	Y	Y														Y		Y	Y	Y	Y		Y	Y
		AXYS MLA-010	MLA-010		Y	Y		Y						Y	Y							Y						Y							Y		
	PCB 191 2,3,3',4,4',5',6-Heptachlorobiphenyl	AXYS MLA-007	MLA-007			Y									Y							Y															
		EPA 1668	MLA-010					Y		Y	Y	Y	Y	Y	Y														Y		Y	Y	Y	Y		Y	Y
		EPA 8270	MLA-007										Y																									
		AXYS MLA-010	MLA-010		Y	Y		Y						Y	Y							Y						Y							Y		
	PCB 192 2,3,3',4,5,5',6-Heptachlorobiphenyl	EPA 1668	MLA-010					Y		Y	Y	Y	Y	Y	Y														Y		Y	Y	Y	Y		Y	Y
		AXYS MLA-010	MLA-010		Y	Y		Y						Y	Y							Y						Y							Y		
	PCB 193 2,3,3',4',5,5',6-Heptachlorobiphenyl	AXYS MLA-007	MLA-007			Y									Y							Y															
		EPA 1668	MLA-010					Y		Y	Y	Y	Y	Y	Y														Y		Y	Y	Y	Y		Y	Y
		EPA 8270	MLA-007										Y																									
		AXYS MLA-010	MLA-010		Y	Y		Y						Y	Y							Y						Y							Y		
	PCB 194 2,2',3,3',4,4',5,5'-Octachlorobiphenyl	AXYS MLA-007	MLA-007			Y									Y							Y															
		AXYS MLA-901	MLA-901		Y																																	
		EPA 1668	MLA-010					Y		Y	Y	Y	Y	Y	Y														Y		Y	Y	Y	Y		Y	Y
		EPA 8270	MLA-007										Y																									
		AXYS MLA-010	MLA-010		Y	Y		Y						Y	Y							Y						Y							Y		
	PCB 195 2,2',3,3',4,4',5,6-Octachlorobiphenyl	AXYS MLA-007	MLA-007			Y									Y							Y															
		EPA 1668	MLA-010					Y		Y	Y	Y	Y	Y	Y														Y		Y	Y	Y	Y		Y	Y
		EPA 8270	MLA-007										Y																									
		AXYS MLA-010	MLA-010		Y	Y		Y						Y	Y							Y						Y							Y		
	PCB 196 2,2',3,3',4,4',5,6'-Octachlorobiphenyl	EPA 1668	MLA-010					Y		Y	Y	Y	Y	Y	Y														Y		Y	Y	Y	Y		Y	Y
		AXYS MLA-010	MLA-010		Y	Y		Y						Y	Y							Y						Y							Y		
	PCB 196/203	AXYS MLA-007	MLA-007			Y									Y							Y															
		EPA 8270	MLA-007										Y																									
	PCB 197 2,2',3,3',4,4',6,6'-Octachlorobiphenyl	AXYS MLA-007	MLA-007			Y									Y							Y															
		EPA 1668	MLA-010					Y		Y	Y	Y	Y		Y														Y		Y	Y	Y	Y		Y	Y
		EPA 8270	MLA-007										Y																									
		AXYS MLA-010	MLA-010		Y	Y		Y						Y	Y							Y						Y							Y		
	PCB 198 2,2',3,3',4,5,5',6-Octachlorobiphenyl	AXYS MLA-007	MLA-007			Y									Y							Y															
		EPA 1668	MLA-010					Y		Y	Y	Y	Y	Y	Y														Y		Y	Y	Y	Y		Y	Y
		EPA 8270	MLA-007										Y																									
		AXYS MLA-010	MLA-010		Y	Y		Y						Y	Y							Y						Y							Y		
	PCB 199 2,2',3,3',4,5,5',6'-Octachlorobiphenyl	AXYS MLA-007	MLA-007			Y									Y							Y															
		EPA 1668	MLA-010					Y		Y	Y	Y	Y		Y														Y		Y	Y	Y	Y		Y	Y
		EPA 8270	MLA-007										Y																									
		AXYS MLA-010	MLA-010		Y	Y		Y						Y	Y							Y						Y							Y		
	PCB 2 3-Chlorobiphenyl	EPA 1668	MLA-010					Y		Y	Y	Y	Y	Y	Y														Y		Y	Y	Y	Y		Y	Y
		EPA 8270	MLA-007										Y																									
		AXYS MLA-010	MLA-010		Y	Y		Y						Y	Y							Y						Y							Y		
	PCB 20 2,3,3'-Trichlorobiphenyl	EPA 1668	MLA-010					Y		Y	Y	Y	Y	Y	Y														Y		Y	Y	Y	Y		Y	Y
		AXYS MLA-010	MLA-010		Y	Y		Y						Y	Y							Y						Y							Y		
	PCB 200 2,2',3,3',4,5,6,6'-Octachlorobiphenyl	EPA 1668	MLA-010					Y		Y	Y	Y	Y	Y	Y														Y		Y	Y	Y	Y		Y	Y
		EPA 8270	MLA-007										Y																									
		AXYS MLA-010	MLA-010		Y	Y		Y						Y	Y							Y						Y							Y		
	PCB 201 2,2',3,3',4,5',6,6'-Octachlorobiphenyl	AXYS MLA-007	MLA-007			Y									Y							Y															
		EPA 1668	MLA-010					Y		Y	Y	Y	Y		Y														Y		Y	Y	Y	Y		Y	Y
		EPA 8270	MLA-007										Y																									
		AXYS MLA-010	MLA-010		Y	Y		Y						Y	Y							Y						Y							Y		

Accreditation Scope

AXYS Analytical Services Ltd.
file ref.: ACC-101 Rev.23

Compound Class	Compound	Accredited Method ID	AXYS Method ID	Pulp	Serum	Solids										Tissue						Urine	Water	Water, Drinking				Water, Non-Potable								
				CALA	CALA	CALA	California DPH	Florida DOH	Minnesota DOH	New Jersey DEP	New York DOH	Virginia DGS	Washington DE	Maine DOH	ANAB	CALA	Florida DOH	Minnesota DOH	New Jersey DEP	Virginia DGS	ANAB	CALA	CALA	Florida DOH	Minnesota DOH	New Jersey DEP	ANAB	California DPH	Florida DOH	Minnesota DOH	New Jersey DEP	New York DOH	Virginia DGS	Washington DE*	Maine DOH	ANAB	Pennsylvania DEP
	PCB 202 2,2',3,3',5,5',6,6'-Octachlorobiphenyl	EPA 1668	MLA-010					Y		Y	Y	Y	Y	Y	Y														Y		Y	Y	Y	Y		Y	Y
		EPA 8270	MLA-007										Y																								
		AXYS MLA-010	MLA-010		Y	Y		Y							Y	Y							Y						Y							Y	
	PCB 203 2,2',3,4,4',5,5',6-Octachlorobiphenyl	EPA 1668	MLA-010					Y		Y	Y	Y	Y	Y	Y														Y		Y	Y	Y	Y		Y	Y
		AXYS MLA-010	MLA-010		Y	Y		Y							Y	Y							Y						Y							Y	
	PCB 204 2,2',3,4,4',5,6,6'-Octachlorobiphenyl	EPA 1668	MLA-010					Y		Y	Y	Y	Y	Y	Y														Y		Y	Y	Y	Y		Y	Y
		EPA 8270	MLA-007										Y																								
		AXYS MLA-010	MLA-010		Y	Y		Y							Y	Y							Y						Y							Y	
	PCB 205 2,3,3',4,4',5,5',6-Octachlorobiphenyl	AXYS MLA-007	MLA-007			Y										Y							Y														
		EPA 1668	MLA-010					Y		Y	Y	Y	Y	Y	Y														Y		Y	Y	Y	Y		Y	Y
		EPA 8270	MLA-007										Y																								
		AXYS MLA-010	MLA-010		Y	Y		Y							Y	Y							Y						Y							Y	
	PCB 206 2,2',3,3',4,4',5,5',6-Nonachlorobiphenyl	AXYS MLA-007	MLA-007			Y										Y							Y														
		EPA 1668	MLA-010					Y		Y	Y	Y	Y	Y	Y														Y		Y	Y	Y	Y		Y	Y
		EPA 8270	MLA-007										Y																								
		AXYS MLA-010	MLA-010		Y	Y		Y							Y	Y							Y						Y							Y	
	PCB 207 2,2',3,3',4,4',5,6,6'-Nonachlorobiphenyl	AXYS MLA-007	MLA-007			Y										Y							Y														
		EPA 1668	MLA-010					Y		Y	Y	Y	Y		Y														Y		Y	Y	Y	Y		Y	Y
		EPA 8270	MLA-007										Y																								
		AXYS MLA-010	MLA-010		Y	Y		Y							Y	Y							Y						Y							Y	
	PCB 208 2,2',3,3',4,5,5',6,6'-Nonachlorobiphenyl	AXYS MLA-007	MLA-007			Y										Y							Y														
		EPA 1668	MLA-010					Y		Y	Y	Y	Y		Y														Y		Y	Y	Y	Y		Y	Y
		EPA 8270	MLA-007										Y																								
		AXYS MLA-010	MLA-010		Y	Y		Y							Y	Y							Y						Y							Y	
	PCB 209 Decachlorobiphenyl	AXYS MLA-007	MLA-007			Y										Y							Y														
		EPA 1668	MLA-010					Y		Y	Y	Y	Y	Y	Y														Y		Y	Y	Y	Y		Y	Y
		EPA 8270	MLA-007										Y																								
		AXYS MLA-010	MLA-010		Y	Y		Y							Y	Y							Y						Y							Y	
	PCB 21 2,3,4-Trichlorobiphenyl	EPA 1668	MLA-010					Y		Y	Y	Y	Y	Y	Y														Y		Y	Y	Y	Y		Y	Y
		AXYS MLA-010	MLA-010		Y	Y		Y							Y	Y							Y						Y							Y	
	PCB 22 2,3,4'-Trichlorobiphenyl	AXYS MLA-007	MLA-007			Y										Y							Y														
		EPA 1668	MLA-010					Y		Y	Y	Y	Y	Y	Y														Y		Y	Y	Y	Y		Y	Y
		EPA 8270	MLA-007										Y																								
		AXYS MLA-010	MLA-010		Y	Y		Y							Y	Y							Y						Y							Y	
	PCB 23 2,3,5-Trichlorobiphenyl	EPA 1668	MLA-010					Y		Y	Y	Y	Y		Y														Y		Y	Y	Y	Y		Y	Y
		AXYS MLA-010	MLA-010		Y	Y		Y							Y	Y							Y						Y							Y	
	PCB 23/34	EPA 8270	MLA-007										Y																								
	PCB 24 2,3,6-Trichlorobiphenyl	EPA 1668	MLA-010					Y		Y	Y	Y	Y	Y	Y														Y		Y	Y	Y	Y		Y	Y
		AXYS MLA-010	MLA-010		Y	Y		Y							Y	Y							Y						Y							Y	
	PCB 24/27	AXYS MLA-007	MLA-007			Y										Y							Y														
		EPA 8270	MLA-007										Y																								
	PCB 25 2,3',4-Trichlorobiphenyl	AXYS MLA-007	MLA-007			Y										Y							Y														
		EPA 1668	MLA-010					Y		Y	Y	Y	Y	Y	Y														Y		Y	Y	Y	Y		Y	Y
		EPA 8270	MLA-007										Y																								
		AXYS MLA-010	MLA-010		Y	Y		Y							Y	Y							Y						Y							Y	
	PCB 26 2,3',5-Trichlorobiphenyl	AXYS MLA-007	MLA-007			Y										Y							Y														
		EPA 1668	MLA-010					Y		Y	Y	Y	Y	Y	Y														Y		Y	Y	Y	Y		Y	Y
		EPA 8270	MLA-007										Y																								
		AXYS MLA-010	MLA-010		Y	Y		Y							Y	Y							Y						Y							Y	
	PCB 27 2,3',6-Trichlorobiphenyl	EPA 1668	MLA-010					Y		Y	Y	Y	Y	Y	Y														Y		Y	Y	Y	Y		Y	Y

Accreditation Scope

AXYS Analytical Services Ltd.
file ref.: ACC-101 Rev.23

Compound Class	Compound	Accredited Method ID	AXYS Method ID	Pulp	Serum	Solids										Tissue						Urine	Water	Water, Drinking				Water, Non-Potable									
				CALA	CALA	CALA	California DPH	Florida DOH	Minnesota DOH	New Jersey DEP	New York DOH	Virginia DGS	Washington DE	Maine DOH	ANAB	CALA	Florida DOH	Minnesota DOH	New Jersey DEP	Virginia DGS	ANAB	CALA	CALA	Florida DOH	Minnesota DOH	New Jersey DEP	ANAB	California DPH	Florida DOH	Minnesota DOH	New Jersey DEP	New York DOH	Virginia DGS	Washington DE*	Maine DOH	ANAB	Pennsylvania DEP
		AXYS MLA-010	MLA-010		Y	Y		Y						Y	Y							Y						Y							Y		
	PCB 28 2,4,4'-Trichlorobiphenyl	AXYS MLA-007	MLA-007			Y										Y																					
		EPA 1668	MLA-010					Y			Y	Y	Y	Y	Y														Y			Y	Y	Y	Y	Y	Y	
		EPA 8270	MLA-007											Y																								
		AXYS MLA-010	MLA-010		Y	Y		Y							Y	Y							Y						Y							Y		
	PCB 29 2,4,5-Trichlorobiphenyl	EPA 1668	MLA-010					Y			Y	Y	Y	Y	Y														Y			Y	Y	Y	Y	Y	Y	
		AXYS MLA-010	MLA-010		Y	Y		Y							Y	Y							Y						Y							Y		
	PCB 3 4-Chlorobiphenyl	EPA 1668	MLA-010					Y			Y	Y	Y	Y	Y														Y			Y	Y	Y	Y	Y	Y	
		EPA 8270	MLA-007											Y																								
		AXYS MLA-010	MLA-010		Y	Y		Y							Y	Y							Y						Y							Y		
	PCB 30 2,4,6-Trichlorobiphenyl	EPA 1668	MLA-010					Y			Y	Y	Y	Y	Y														Y			Y	Y	Y	Y	Y	Y	
		AXYS MLA-010	MLA-010		Y	Y		Y							Y	Y							Y						Y							Y		
	PCB 31 2,4',5-Trichlorobiphenyl	AXYS MLA-007	MLA-007			Y										Y							Y														
		EPA 1668	MLA-010					Y			Y	Y	Y	Y	Y														Y			Y	Y	Y	Y	Y	Y	
		EPA 8270	MLA-007											Y																								
		AXYS MLA-010	MLA-010		Y	Y		Y							Y	Y							Y						Y							Y		
	PCB 32 2,4',6-Trichlorobiphenyl	EPA 1668	MLA-010					Y			Y	Y	Y	Y	Y														Y			Y	Y	Y	Y	Y	Y	
		AXYS MLA-010	MLA-010		Y	Y		Y							Y	Y							Y						Y							Y		
	PCB 33 2,3',4'-Trichlorobiphenyl	EPA 1668	MLA-010					Y			Y	Y	Y	Y	Y														Y			Y	Y	Y	Y	Y	Y	
		AXYS MLA-010	MLA-010		Y	Y		Y							Y	Y							Y						Y							Y		
	PCB 33/20/21	AXYS MLA-007	MLA-007			Y										Y							Y														
		EPA 8270	MLA-007											Y																								
	PCB 34 2,3',5'-Trichlorobiphenyl	AXYS MLA-007	MLA-007			Y										Y							Y														
		EPA 1668	MLA-010					Y			Y	Y	Y	Y	Y														Y			Y	Y	Y	Y	Y	Y	
		AXYS MLA-010	MLA-010		Y	Y		Y							Y	Y							Y						Y							Y		
	PCB 35 3,3',4-Trichlorobiphenyl	EPA 1668	MLA-010					Y			Y	Y	Y	Y	Y														Y			Y	Y	Y	Y	Y	Y	
		EPA 8270	MLA-007											Y																								
		AXYS MLA-010	MLA-010		Y	Y		Y							Y	Y							Y						Y							Y		
	PCB 36 3,3',5-Trichlorobiphenyl	EPA 1668	MLA-010					Y			Y	Y	Y	Y	Y														Y			Y	Y	Y	Y	Y	Y	
		EPA 8270	MLA-007											Y																								
		AXYS MLA-010	MLA-010		Y	Y		Y							Y	Y							Y						Y							Y		
	PCB 37 3,4,4'-Trichlorobiphenyl	EPA 1668	MLA-010					Y			Y	Y	Y	Y	Y														Y			Y	Y	Y	Y	Y	Y	
		EPA 8270	MLA-007											Y																								
		AXYS MLA-010	MLA-010		Y	Y		Y							Y	Y							Y						Y							Y		
	PCB 38 3,4,5-Trichlorobiphenyl	EPA 1668	MLA-010					Y			Y	Y	Y	Y	Y														Y			Y	Y	Y	Y	Y	Y	
		EPA 8270	MLA-007											Y																								
		AXYS MLA-010	MLA-010		Y	Y		Y							Y	Y							Y						Y							Y		
	PCB 39 3,4',5-Trichlorobiphenyl	EPA 1668	MLA-010					Y			Y	Y	Y	Y	Y														Y			Y	Y	Y	Y	Y	Y	
		EPA 8270	MLA-007											Y																								
		AXYS MLA-010	MLA-010		Y	Y		Y							Y	Y							Y						Y							Y		
	PCB 4 2,2'-Dichlorobiphenyl	EPA 1668	MLA-010					Y			Y	Y	Y	Y	Y														Y			Y	Y	Y	Y	Y	Y	
		AXYS MLA-010	MLA-010		Y	Y		Y							Y	Y							Y						Y							Y		
	PCB 4/10	EPA 8270	MLA-007											Y																								
	PCB 40 2,2',3,3'-Tetrachlorobiphenyl	AXYS MLA-007	MLA-007			Y										Y							Y														
		EPA 1668	MLA-010					Y			Y	Y	Y	Y	Y														Y			Y	Y	Y	Y	Y	Y	
		EPA 8270	MLA-007											Y																								
		AXYS MLA-010	MLA-010		Y	Y		Y							Y	Y							Y						Y							Y		
	PCB 41 2,2',3,4-Tetrachlorobiphenyl	EPA 1668	MLA-010					Y			Y	Y	Y	Y	Y														Y			Y	Y	Y	Y	Y	Y	
		AXYS MLA-010	MLA-010		Y	Y		Y							Y	Y							Y						Y							Y		
	PCB 41/71/64/68	AXYS MLA-007	MLA-007			Y										Y							Y														

Accreditation Scope

AXYS Analytical Services Ltd.
file ref.: ACC-101 Rev.23

Compound Class	Compound	Accredited Method ID	AXYS Method ID	Pulp	Serum	Solids										Tissue						Urine	Water	Water, Drinking				Water, Non-Potable								
				CALA	CALA	CALA	California DPH	Florida DOH	Minnesota DOH	New Jersey DEP	New York DOH	Virginia DGS	Washington DE	Maine DOH	ANAB	CALA	Florida DOH	Minnesota DOH	New Jersey DEP	Virginia DGS	ANAB	CALA	CALA	Florida DOH	Minnesota DOH	New Jersey DEP	ANAB	California DPH	Florida DOH	Minnesota DOH	New Jersey DEP	New York DOH	Virginia DGS	Washington DE*	Maine DOH	ANAB	Pennsylvania DEP
		EPA 8270	MLA-007										Y																						
	PCB 42 2,2',3,4'-Tetrachlorobiphenyl	EPA 1668	MLA-010					Y		Y	Y	Y	Y	Y	Y													Y		Y	Y	Y	Y		Y	Y
		AXYS MLA-010	MLA-010		Y	Y		Y							Y	Y							Y						Y						Y	
	PCB 42/59	AXYS MLA-007	MLA-007			Y										Y							Y													
		EPA 8270	MLA-007										Y																								
	PCB 43 2,2',3,5-Tetrachlorobiphenyl	EPA 1668	MLA-010					Y		Y	Y	Y	Y	Y	Y													Y		Y	Y	Y	Y		Y	Y
		AXYS MLA-010	MLA-010		Y	Y		Y							Y	Y							Y						Y						Y	
	PCB 44 2,2',3,5'-Tetrachlorobiphenyl	AXYS MLA-007	MLA-007			Y										Y							Y													
		EPA 1668	MLA-010					Y		Y	Y	Y	Y	Y	Y													Y		Y	Y	Y	Y		Y	Y
		EPA 8270	MLA-007										Y																								
		AXYS MLA-010	MLA-010		Y	Y		Y							Y	Y							Y						Y						Y	
	PCB 45 2,2',3,6-Tetrachlorobiphenyl	AXYS MLA-007	MLA-007			Y										Y							Y													
		EPA 1668	MLA-010					Y		Y	Y	Y	Y	Y	Y													Y		Y	Y	Y	Y		Y	Y
		EPA 8270	MLA-007										Y																								
		AXYS MLA-010	MLA-010		Y	Y		Y							Y	Y							Y						Y						Y	
	PCB 46 2,2',3,6'-Tetrachlorobiphenyl	AXYS MLA-007	MLA-007			Y										Y							Y													
		EPA 1668	MLA-010					Y		Y	Y	Y	Y	Y	Y													Y		Y	Y	Y	Y		Y	Y
		EPA 8270	MLA-007										Y																								
		AXYS MLA-010	MLA-010		Y	Y		Y							Y	Y							Y						Y						Y	
	PCB 47 2,2',4,4'-Tetrachlorobiphenyl	EPA 1668	MLA-010					Y		Y	Y	Y	Y	Y	Y													Y		Y	Y	Y	Y		Y	Y
		AXYS MLA-010	MLA-010		Y	Y		Y							Y	Y							Y						Y						Y	
	PCB 47/48/75	AXYS MLA-007	MLA-007			Y										Y							Y													
		EPA 8270	MLA-007										Y																								
	PCB 48 2,2',4,5-Tetrachlorobiphenyl	EPA 1668	MLA-010					Y		Y	Y	Y	Y	Y	Y													Y		Y	Y	Y	Y		Y	Y
		AXYS MLA-010	MLA-010		Y	Y		Y							Y	Y							Y						Y						Y	
	PCB 49 2,2',4,5'-Tetrachlorobiphenyl	EPA 1668	MLA-010					Y		Y	Y	Y	Y	Y	Y													Y		Y	Y	Y	Y		Y	Y
		AXYS MLA-010	MLA-010		Y	Y		Y							Y	Y							Y						Y						Y	
	PCB 49/43	AXYS MLA-007	MLA-007			Y										Y							Y													
		EPA 8270	MLA-007										Y																								
	PCB 5 2,3-Dichlorobiphenyl	EPA 1668	MLA-010					Y		Y	Y	Y	Y	Y	Y													Y		Y	Y	Y	Y		Y	Y
		AXYS MLA-010	MLA-010		Y	Y		Y							Y	Y							Y						Y						Y	
	PCB 50 2,2',4,6-Tetrachlorobiphenyl	AXYS MLA-007	MLA-007			Y										Y							Y													
		EPA 1668	MLA-010					Y		Y	Y	Y	Y	Y	Y													Y		Y	Y	Y	Y		Y	Y
		EPA 8270	MLA-007										Y																								
		AXYS MLA-010	MLA-010		Y	Y		Y							Y	Y							Y						Y						Y	
	PCB 51 2,2',4,6'-Tetrachlorobiphenyl	EPA 1668	MLA-010					Y		Y	Y	Y	Y	Y	Y													Y		Y	Y	Y	Y		Y	Y
		EPA 8270	MLA-007										Y																								
		AXYS MLA-010	MLA-010		Y	Y		Y							Y	Y							Y						Y						Y	
	PCB 52 2,2',5,5'-Tetrachlorobiphenyl	EPA 1668	MLA-010					Y		Y	Y	Y	Y	Y	Y													Y		Y	Y	Y	Y		Y	Y
		AXYS MLA-010	MLA-010		Y	Y		Y							Y	Y							Y						Y						Y	
	PCB 52/73	AXYS MLA-007	MLA-007			Y										Y							Y													
		EPA 8270	MLA-007										Y																								
	PCB 53 2,2',5,6'-Tetrachlorobiphenyl	EPA 1668	MLA-010					Y		Y	Y	Y	Y	Y	Y													Y		Y	Y	Y	Y		Y	Y
		EPA 8270	MLA-007										Y																								
		AXYS MLA-010	MLA-010		Y	Y		Y							Y	Y							Y						Y						Y	
	PCB 54 2,2',6,6'-Tetrachlorobiphenyl	EPA 1668	MLA-010					Y		Y	Y	Y	Y	Y	Y													Y		Y	Y	Y	Y		Y	Y
		EPA 8270	MLA-007										Y																								
		AXYS MLA-010	MLA-010		Y	Y		Y							Y	Y							Y						Y						Y	
	PCB 55 2,3,3',4-Tetrachlorobiphenyl	EPA 1668	MLA-010					Y		Y	Y	Y	Y	Y	Y													Y		Y	Y	Y	Y		Y	Y
		EPA 8270	MLA-007										Y																								

Accreditation Scope

AXYS Analytical Services Ltd.
file ref.: ACC-101 Rev.23

Compound Class	Compound	Accredited Method ID	AXYS Method ID	Pulp	Serum	Solids										Tissue						Urine	Water	Water, Drinking				Water, Non-Potable								
				CALA	CALA	CALA	California DPH	Florida DOH	Minnesota DOH	New Jersey DEP	New York DOH	Virginia DGS	Washington DE	Maine DOH	ANAB	CALA	Florida DOH	Minnesota DOH	New Jersey DEP	Virginia DGS	ANAB	CALA	CALA	Florida DOH	Minnesota DOH	New Jersey DEP	ANAB	California DPH	Florida DOH	Minnesota DOH	New Jersey DEP	New York DOH	Virginia DGS	Washington DE*	Maine DOH	ANAB	Pennsylvania DEP
		AXYS MLA-010	MLA-010		Y	Y		Y						Y	Y							Y						Y							Y	
	PCB 56 2,3,3',4'-Tetrachlorobiphenyl	EPA 1668	MLA-010					Y		Y	Y	Y	Y	Y	Y														Y		Y	Y	Y	Y		Y	Y
		AXYS MLA-010	MLA-010		Y	Y		Y						Y	Y								Y						Y							Y	
	PCB 56/60	AXYS MLA-007	MLA-007			Y										Y							Y														
		EPA 8270	MLA-007										Y																									
	PCB 57 2,3,3',5-Tetrachlorobiphenyl	EPA 1668	MLA-010					Y		Y	Y	Y	Y	Y	Y														Y		Y	Y	Y	Y		Y	Y
		EPA 8270	MLA-007										Y																									
		AXYS MLA-010	MLA-010		Y	Y		Y						Y	Y								Y						Y							Y	
	PCB 58 2,3,3',5'-Tetrachlorobiphenyl	EPA 1668	MLA-010					Y		Y	Y	Y	Y	Y	Y														Y		Y	Y	Y	Y		Y	Y
		EPA 8270	MLA-007										Y																									
		AXYS MLA-010	MLA-010		Y	Y		Y						Y	Y								Y						Y							Y	
	PCB 59 2,3,3',6-Tetrachlorobiphenyl	EPA 1668	MLA-010					Y		Y	Y	Y	Y	Y	Y														Y		Y	Y	Y	Y		Y	Y
		AXYS MLA-010	MLA-010		Y	Y		Y						Y	Y								Y						Y							Y	
	PCB 6 2,3'-Dichlorobiphenyl	EPA 1668	MLA-010					Y		Y	Y	Y	Y	Y	Y														Y		Y	Y	Y	Y		Y	Y
		EPA 8270	MLA-007										Y																									
		AXYS MLA-010	MLA-010		Y	Y		Y						Y	Y								Y						Y							Y	
	PCB 60 2,3,4,4'-Tetrachlorobiphenyl	EPA 1668	MLA-010					Y		Y	Y	Y	Y	Y	Y														Y		Y	Y	Y	Y		Y	Y
		AXYS MLA-010	MLA-010		Y	Y		Y						Y	Y								Y						Y							Y	
	PCB 61 2,3,4,5-Tetrachlorobiphenyl	EPA 1668	MLA-010					Y		Y	Y	Y	Y	Y	Y														Y		Y	Y	Y	Y		Y	Y
		AXYS MLA-010	MLA-010		Y	Y		Y						Y	Y								Y						Y							Y	
	PCB 62 2,3,4,6-Tetrachlorobiphenyl	EPA 1668	MLA-010					Y		Y	Y	Y	Y	Y	Y														Y		Y	Y	Y	Y		Y	Y
		AXYS MLA-010	MLA-010		Y	Y		Y						Y	Y								Y						Y							Y	
	PCB 62/65	EPA 8270	MLA-007										Y																									
	PCB 63 2,3,4',5-Tetrachlorobiphenyl	EPA 1668	MLA-010					Y		Y	Y	Y	Y	Y	Y														Y		Y	Y	Y	Y		Y	Y
		EPA 8270	MLA-007										Y																									
		AXYS MLA-010	MLA-010		Y	Y		Y						Y	Y								Y						Y							Y	
	PCB 64 2,3,4',6-Tetrachlorobiphenyl	EPA 1668	MLA-010					Y		Y	Y	Y	Y	Y	Y														Y		Y	Y	Y	Y		Y	Y
		AXYS MLA-010	MLA-010		Y	Y		Y						Y	Y								Y						Y							Y	
	PCB 65 2,3,5,6-Tetrachlorobiphenyl	EPA 1668	MLA-010					Y		Y	Y	Y	Y	Y	Y														Y		Y	Y	Y	Y		Y	Y
		AXYS MLA-010	MLA-010		Y	Y		Y						Y	Y								Y						Y							Y	
	PCB 66 2,3',4,4'-Tetrachlorobiphenyl	EPA 1668	MLA-010					Y		Y	Y	Y	Y	Y	Y														Y		Y	Y	Y	Y		Y	Y
		AXYS MLA-010	MLA-010		Y	Y		Y						Y	Y								Y						Y							Y	
	PCB 66/80	AXYS MLA-007	MLA-007			Y										Y							Y														
		EPA 8270	MLA-007										Y																									
	PCB 67 2,3',4,5-Tetrachlorobiphenyl	EPA 1668	MLA-010					Y		Y	Y	Y	Y	Y	Y														Y		Y	Y	Y	Y		Y	Y
		EPA 8270	MLA-007										Y																									
		AXYS MLA-010	MLA-010		Y	Y		Y						Y	Y								Y						Y							Y	
	PCB 68 2,3',4,5'-Tetrachlorobiphenyl	EPA 1668	MLA-010					Y		Y	Y	Y	Y	Y	Y														Y		Y	Y	Y	Y		Y	Y
		AXYS MLA-010	MLA-010		Y	Y		Y						Y	Y								Y						Y							Y	
	PCB 69 2,3',4,6-Tetrachlorobiphenyl	EPA 1668	MLA-010					Y		Y	Y	Y	Y	Y	Y														Y		Y	Y	Y	Y		Y	Y
		EPA 8270	MLA-007										Y																									
		AXYS MLA-010	MLA-010		Y	Y		Y						Y	Y								Y						Y							Y	
	PCB 7 2,4-Dichlorobiphenyl	EPA 1668	MLA-010					Y		Y	Y	Y	Y	Y	Y														Y		Y	Y	Y	Y		Y	Y
		AXYS MLA-010	MLA-010		Y	Y		Y						Y	Y								Y						Y							Y	
	PCB 7/9	EPA 8270	MLA-007										Y																									
	PCB 70 2,3',4',5-Tetrachlorobiphenyl	EPA 1668	MLA-010					Y		Y	Y	Y	Y	Y	Y														Y		Y	Y	Y	Y		Y	Y
		AXYS MLA-010	MLA-010		Y	Y		Y						Y	Y								Y						Y							Y	
	PCB 70/76	AXYS MLA-007	MLA-007			Y										Y							Y														
		EPA 8270	MLA-007										Y																									
	PCB 71 2,3',4',6-Tetrachlorobiphenyl	EPA 1668	MLA-010					Y		Y	Y	Y	Y	Y	Y														Y		Y	Y	Y	Y		Y	Y

Accreditation Scope

AXYS Analytical Services Ltd.
file ref.: ACC-101 Rev.23

Compound Class	Compound	Accredited Method ID	AXYS Method ID	Pulp	Serum	Solids										Tissue						Urine	Water	Water, Drinking				Water, Non-Potable								
				CALA	CALA	CALA	California DPH	Florida DOH	Minnesota DOH	New Jersey DEP	New York DOH	Virginia DGS	Washington DE	Maine DOH	ANAB	CALA	Florida DOH	Minnesota DOH	New Jersey DEP	Virginia DGS	ANAB	CALA	CALA	Florida DOH	Minnesota DOH	New Jersey DEP	ANAB	California DPH	Florida DOH	Minnesota DOH	New Jersey DEP	New York DOH	Virginia DGS	Washington DE*	Maine DOH	ANAB	Pennsylvania DEP
		AXYS MLA-010	MLA-010		Y	Y		Y							Y	Y						Y						Y								Y	
	PCB 72 2,3',5,5'-Tetrachlorobiphenyl	EPA 1668	MLA-010					Y		Y	Y	Y	Y	Y	Y														Y		Y	Y	Y	Y		Y	Y
		EPA 8270	MLA-007										Y																								
		AXYS MLA-010	MLA-010		Y	Y		Y							Y	Y							Y						Y								Y	
	PCB 73 2,3',5',6-Tetrachlorobiphenyl	EPA 1668	MLA-010					Y		Y	Y	Y	Y	Y	Y														Y		Y	Y	Y	Y		Y	Y
		AXYS MLA-010	MLA-010		Y	Y		Y							Y	Y							Y						Y								Y	
	PCB 74 2,4,4',5-Tetrachlorobiphenyl	AXYS MLA-901	MLA-901		Y																																
		EPA 1668	MLA-010					Y		Y	Y	Y	Y	Y	Y														Y		Y	Y	Y	Y		Y	Y
		AXYS MLA-010	MLA-010		Y	Y		Y							Y	Y							Y						Y								Y	
	PCB 74/61	AXYS MLA-007	MLA-007			Y										Y							Y														
		EPA 8270	MLA-007										Y																								
	PCB 75 2,4,4',6-Tetrachlorobiphenyl	EPA 1668	MLA-010					Y		Y	Y	Y	Y	Y	Y														Y		Y	Y	Y	Y		Y	Y
		AXYS MLA-010	MLA-010		Y	Y		Y							Y	Y							Y						Y								Y	
	PCB 76 2,3',4',5'-Tetrachlorobiphenyl	EPA 1668	MLA-010					Y		Y	Y	Y	Y	Y	Y														Y		Y	Y	Y	Y		Y	Y
		AXYS MLA-010	MLA-010		Y	Y		Y							Y	Y							Y						Y								Y	
	PCB 77 3,3',4,4'-Tetrachlorobiphenyl	AXYS MLA-007	MLA-007			Y										Y							Y														
		EPA 1668	MLA-010					Y		Y	Y	Y	Y	Y	Y														Y		Y	Y	Y	Y		Y	Y
		EPA 8270	MLA-007										Y																								
		AXYS MLA-010	MLA-010		Y	Y		Y							Y	Y							Y						Y								Y	
	PCB 78 3,3',4,5-Tetrachlorobiphenyl	EPA 1668	MLA-010					Y		Y	Y	Y	Y	Y	Y														Y		Y	Y	Y	Y		Y	Y
		EPA 8270	MLA-007										Y																								
		AXYS MLA-010	MLA-010		Y	Y		Y							Y	Y							Y						Y								Y	
	PCB 79 3,3',4,5'-Tetrachlorobiphenyl	EPA 1668	MLA-010					Y		Y	Y	Y	Y	Y	Y														Y		Y	Y	Y	Y		Y	Y
		EPA 8270	MLA-007										Y																								
		AXYS MLA-010	MLA-010		Y	Y		Y							Y	Y							Y						Y								Y	
	PCB 8 2,4'-Dichlorobiphenyl	EPA 1668	MLA-010					Y		Y	Y	Y	Y	Y	Y														Y		Y	Y	Y	Y		Y	Y
		AXYS MLA-010	MLA-010		Y	Y		Y							Y	Y							Y						Y								Y	
	PCB 8/5	AXYS MLA-007	MLA-007			Y										Y							Y														
		EPA 8270	MLA-007										Y																								
	PCB 80 3,3',5,5'-Tetrachlorobiphenyl	EPA 1668	MLA-010					Y		Y	Y	Y	Y	Y	Y														Y		Y	Y	Y	Y		Y	Y
		AXYS MLA-010	MLA-010		Y	Y		Y							Y	Y							Y						Y								Y	
	PCB 81 3,4,4',5-Tetrachlorobiphenyl	EPA 1668	MLA-010					Y		Y	Y	Y	Y	Y	Y														Y		Y	Y	Y	Y		Y	Y
		EPA 8270	MLA-007										Y																								
		AXYS MLA-010	MLA-010		Y	Y		Y							Y	Y							Y						Y								Y	
	PCB 82 2,2',3,3',4-Pentachlorobiphenyl	EPA 1668	MLA-010					Y		Y	Y	Y	Y	Y	Y														Y		Y	Y	Y	Y		Y	Y
		EPA 8270	MLA-007										Y																								
		AXYS MLA-010	MLA-010		Y	Y		Y							Y	Y							Y						Y								Y	
	PCB 83 2,2',3,3',5-Pentachlorobiphenyl	EPA 1668	MLA-010					Y		Y	Y	Y	Y	Y	Y														Y		Y	Y	Y	Y		Y	Y
		AXYS MLA-010	MLA-010		Y	Y		Y							Y	Y							Y						Y								Y	
	PCB 83/108	AXYS MLA-007	MLA-007			Y										Y							Y														
		EPA 8270	MLA-007										Y																								
	PCB 84 2,2',3,3',6-Pentachlorobiphenyl	AXYS MLA-007	MLA-007			Y										Y							Y														
		EPA 1668	MLA-010					Y		Y	Y	Y	Y		Y														Y		Y	Y	Y	Y		Y	Y
		EPA 8270	MLA-007										Y																								
		AXYS MLA-010	MLA-010		Y	Y		Y							Y	Y							Y						Y								Y	
	PCB 85 2,2',3,4,4'-Pentachlorobiphenyl	EPA 1668	MLA-010					Y		Y	Y	Y	Y	Y	Y														Y		Y	Y	Y	Y		Y	Y
		AXYS MLA-010	MLA-010		Y	Y		Y							Y	Y							Y						Y								Y	
	PCB 85/120	AXYS MLA-007	MLA-007			Y										Y							Y														
		EPA 8270	MLA-007										Y																								
	PCB 86 2,2',3,4,5-Pentachlorobiphenyl	EPA 1668	MLA-010					Y		Y	Y	Y	Y	Y	Y														Y		Y	Y	Y	Y		Y	Y

Accreditation Scope

AXYS Analytical Services Ltd.
file ref.: ACC-101 Rev.23

Compound Class	Compound	Accredited Method ID	AXYS Method ID	Pulp: CALA	Serum: CALA	Solids: CALA	Solids: California DPH	Solids: Florida DOH	Solids: Minnesota DOH	Solids: New Jersey DEP	Solids: New York DOH	Solids: Virginia DGS	Solids: Washington DE	Solids: Maine DOH	Solids: ANAB	Tissue: CALA	Tissue: Florida DOH	Tissue: Minnesota DOH	Tissue: New Jersey DEP	Tissue: Virginia DGS	Tissue: ANAB	Urine: CALA	Water: CALA	Water, Drinking: Florida DOH	Water, Drinking: Minnesota DOH	Water, Drinking: New Jersey DEP	Water, Drinking: ANAB	Water, Non-Potable: California DPH	Water, Non-Potable: Florida DOH	Water, Non-Potable: Minnesota DOH	Water, Non-Potable: New Jersey DEP	Water, Non-Potable: New York DOH	Water, Non-Potable: Virginia DGS	Water, Non-Potable: Washington DE*	Water, Non-Potable: Maine DOH	Water, Non-Potable: ANAB	Water, Non-Potable: Pennsylvania DEP
		AXYS MLA-010	MLA-010		Y	Y		Y							Y	Y						Y						Y							Y	
	PCB 87 2,2',3,4,5'-Pentachlorobiphenyl	EPA 1668	MLA-010					Y		Y	Y	Y	Y	Y	Y													Y			Y	Y	Y	Y		Y	Y
		AXYS MLA-010	MLA-010		Y	Y		Y							Y	Y						Y						Y							Y	
	PCB 87/115/116	AXYS MLA-007	MLA-007			Y										Y						Y														
		EPA 8270	MLA-007										Y																								
	PCB 88 2,2',3,4,6-Pentachlorobiphenyl	EPA 1668	MLA-010					Y		Y	Y	Y	Y	Y	Y													Y			Y	Y	Y	Y		Y	Y
		AXYS MLA-010	MLA-010		Y	Y		Y							Y	Y						Y						Y							Y	
	PCB 88/121	EPA 8270	MLA-007										Y																								
	PCB 89 2,2',3,4,6'-Pentachlorobiphenyl	EPA 1668	MLA-010					Y		Y	Y	Y	Y	Y	Y													Y			Y	Y	Y	Y		Y	Y
		AXYS MLA-010	MLA-010		Y	Y		Y							Y	Y						Y						Y							Y	
	PCB 9 2,5-Dichlorobiphenyl	EPA 1668	MLA-010					Y		Y	Y	Y	Y		Y													Y			Y	Y	Y	Y		Y	Y
		AXYS MLA-010	MLA-010		Y	Y		Y							Y	Y						Y						Y							Y	
	PCB 90 2,2',3,4',5-Pentachlorobiphenyl	EPA 1668	MLA-010					Y		Y	Y	Y	Y	Y	Y													Y			Y	Y	Y	Y		Y	Y
		AXYS MLA-010	MLA-010		Y	Y		Y							Y	Y						Y						Y							Y	
	PCB 91 2,2',3,4',6-Pentachlorobiphenyl	AXYS MLA-007	MLA-007			Y										Y						Y														
		EPA 1668	MLA-010					Y		Y	Y	Y	Y	Y	Y													Y			Y	Y	Y	Y		Y	Y
		EPA 8270	MLA-007										Y																								
		AXYS MLA-010	MLA-010		Y	Y		Y							Y	Y						Y						Y							Y	
	PCB 92 2,2',3,5,5'-Pentachlorobiphenyl	EPA 1668	MLA-010					Y		Y	Y	Y	Y	Y	Y													Y			Y	Y	Y	Y		Y	Y
		EPA 8270	MLA-007										Y																								
		AXYS MLA-010	MLA-010		Y	Y		Y							Y	Y						Y						Y							Y	
	PCB 93 2,2',3,5,6-Pentachlorobiphenyl	EPA 1668	MLA-010					Y		Y	Y	Y	Y	Y	Y													Y			Y	Y	Y	Y		Y	Y
		AXYS MLA-010	MLA-010		Y	Y		Y							Y	Y						Y						Y							Y	
	PCB 94 2,2',3,5,6'-Pentachlorobiphenyl	EPA 1668	MLA-010					Y		Y	Y	Y	Y	Y	Y													Y			Y	Y	Y	Y		Y	Y
		EPA 8270	MLA-007										Y																								
		AXYS MLA-010	MLA-010		Y	Y		Y							Y	Y						Y						Y							Y	
	PCB 95 2,2',3,5',6-Pentachlorobiphenyl	EPA 1668	MLA-010					Y		Y	Y	Y	Y	Y	Y													Y			Y	Y	Y	Y		Y	Y
		AXYS MLA-010	MLA-010		Y	Y		Y							Y	Y						Y						Y							Y	
	PCB 95/93	AXYS MLA-007	MLA-007			Y										Y						Y														
		EPA 8270	MLA-007										Y																								
	PCB 96 2,2',3,6,6'-Pentachlorobiphenyl	EPA 1668	MLA-010					Y		Y	Y	Y	Y	Y	Y													Y			Y	Y	Y	Y		Y	Y
		EPA 8270	MLA-007										Y																								
		AXYS MLA-010	MLA-010		Y	Y		Y							Y	Y						Y						Y							Y	
	PCB 97 2,2',3,4',5'-Pentachlorobiphenyl	EPA 1668	MLA-010					Y		Y	Y	Y	Y	Y	Y													Y			Y	Y	Y	Y		Y	Y
		AXYS MLA-010	MLA-010		Y	Y		Y							Y	Y						Y						Y							Y	
	PCB 97/86	AXYS MLA-007	MLA-007			Y										Y						Y														
		EPA 8270	MLA-007										Y																								
	PCB 98 2,2',3,4',6'-Pentachlorobiphenyl	EPA 1668	MLA-010					Y		Y	Y	Y	Y	Y	Y													Y			Y	Y	Y	Y		Y	Y
		AXYS MLA-010	MLA-010		Y	Y		Y							Y	Y						Y						Y							Y	
	PCB 98/102	EPA 8270	MLA-007										Y																								
	PCB 99 2,2',4,4',5-Pentachlorobiphenyl	AXYS MLA-007	MLA-007			Y										Y						Y														
		AXYS MLA-901	MLA-901		Y																																
		EPA 1668	MLA-010					Y		Y	Y	Y	Y	Y	Y													Y			Y	Y	Y	Y		Y	Y
		EPA 8270	MLA-007										Y																								
		AXYS MLA-010	MLA-010		Y	Y		Y							Y	Y						Y						Y							Y	
	PCB Aroclor 1016	AXYS MLA-007	MLA-007			Y		Y							Y	Y						Y						Y							Y	
		EPA 1668	MLA-010					Y			Y				Y													Y				Y		Y	Y		Y
		EPA 625	MLA-007																									Y	Y			Y	Y		Y	Y	
		EPA 8270	MLA-007				Y	Y			Y	Y			Y																						
		AXYS MLA-010	MLA-010					Y							Y													Y							Y		

Accreditation Scope

AXYS Analytical Services Ltd.
file ref.: ACC-101 Rev.23

Compound Class	Compound	Accredited Method ID	AXYS Method ID	Pulp: CALA	Serum: CALA	Solids: CALA	Solids: California DPH	Solids: Florida DOH	Solids: Minnesota DOH	Solids: New Jersey DEP	Solids: New York DOH	Solids: Virginia DGS	Solids: Washington DE	Solids: Maine DOH	Solids: ANAB	Tissue: CALA	Tissue: Florida DOH	Tissue: Minnesota DOH	Tissue: New Jersey DEP	Tissue: Virginia DGS	Tissue: ANAB	Urine: CALA	Water: CALA	Water, Drinking: Florida DOH	Water, Drinking: Minnesota DOH	Water, Drinking: New Jersey DEP	Water, Drinking: ANAB	Water, Non-Potable: California DPH	Water, Non-Potable: Florida DOH	Water, Non-Potable: Minnesota DOH	Water, Non-Potable: New Jersey DEP	Water, Non-Potable: New York DOH	Water, Non-Potable: Virginia DGS	Water, Non-Potable: Washington DE*	Water, Non-Potable: Maine DOH	Water, Non-Potable: ANAB	Water, Non-Potable: Pennsylvania DEP
	PCB Aroclor 1016/1242	EPA 8270	MLA-007										Y																							
	PCB Aroclor 1221	AXYS MLA-007	MLA-007			Y		Y							Y	Y							Y						Y							Y	
		EPA 1668	MLA-010					Y			Y				Y														Y			Y			Y	Y	
		EPA 625	MLA-007																										Y	Y			Y	Y		Y	Y	
		EPA 8270	MLA-007				Y	Y			Y	Y	Y		Y																						
		AXYS MLA-010	MLA-010					Y							Y															Y						Y	
	PCB Aroclor 1232	AXYS MLA-007	MLA-007			Y		Y							Y	Y							Y						Y							Y	
		EPA 1668	MLA-010					Y			Y				Y														Y			Y			Y	Y	
		EPA 625	MLA-007																										Y	Y			Y	Y		Y	Y	
		EPA 8270	MLA-007				Y	Y			Y	Y	Y		Y																						
		AXYS MLA-010	MLA-010					Y							Y															Y						Y	
	PCB Aroclor 1242	AXYS MLA-007	MLA-007			Y		Y							Y	Y							Y						Y							Y	
		EPA 1668	MLA-010					Y			Y				Y														Y			Y			Y	Y	
		EPA 625	MLA-007																										Y	Y			Y	Y		Y	Y	
		EPA 8270	MLA-007				Y	Y			Y	Y			Y																						
		AXYS MLA-010	MLA-010					Y							Y															Y						Y	
	PCB Aroclor 1248	AXYS MLA-007	MLA-007			Y		Y							Y	Y							Y						Y							Y	
		EPA 1668	MLA-010					Y			Y				Y														Y			Y			Y	Y	
		EPA 625	MLA-007																										Y	Y			Y	Y		Y	Y	
		EPA 8270	MLA-007				Y	Y			Y	Y			Y																						
		AXYS MLA-010	MLA-010					Y							Y															Y						Y	
	PCB Aroclor 1254	AXYS MLA-007	MLA-007			Y		Y							Y	Y							Y						Y							Y	
		EPA 1668	MLA-010					Y			Y				Y														Y			Y			Y	Y	
		EPA 625	MLA-007																										Y	Y			Y	Y		Y	Y	
		EPA 8270	MLA-007				Y	Y			Y	Y	Y		Y																						
		AXYS MLA-010	MLA-010					Y							Y															Y						Y	
	PCB Aroclor 1260	AXYS MLA-007	MLA-007			Y		Y							Y	Y							Y						Y							Y	
		EPA 1668	MLA-010					Y			Y				Y														Y			Y			Y	Y	
		EPA 625	MLA-007																										Y	Y			Y	Y		Y	Y	
		EPA 8270	MLA-007				Y	Y			Y	Y	Y		Y																						
		AXYS MLA-010	MLA-010					Y							Y															Y						Y	
	PCB Aroclor 1268	AXYS MLA-007	MLA-007			Y										Y							Y														
	PCB congeners, total	EPA 1668	MLA-010					Y			Y				Y														Y			Y				Y	
		AXYS MLA-010	MLA-010					Y							Y														Y							Y	
	Total Dichlorobiphenyls	AXYS MLA-007	MLA-007			Y										Y							Y														
		EPA 8270	MLA-007										Y																									
		AXYS MLA-010	MLA-010		Y	Y										Y							Y														
	Total Heptachlorobiphenyls	AXYS MLA-007	MLA-007			Y										Y							Y														
		EPA 8270	MLA-007										Y																									
		AXYS MLA-010	MLA-010		Y	Y										Y							Y														
	Total Hexachlorobiphenyls	AXYS MLA-007	MLA-007			Y										Y							Y														
		EPA 8270	MLA-007										Y																									
		AXYS MLA-010	MLA-010		Y	Y										Y							Y														
	Total Monochlorobiphenyls	AXYS MLA-010	MLA-010		Y	Y										Y							Y														
	Total Nonachlorobiphenyls	AXYS MLA-007	MLA-007			Y										Y							Y														
		EPA 8270	MLA-007										Y																									
		AXYS MLA-010	MLA-010		Y	Y										Y							Y														
	Total Octachlorobiphenyls	AXYS MLA-007	MLA-007			Y										Y							Y														
		EPA 8270	MLA-007										Y																									
		AXYS MLA-010	MLA-010		Y	Y										Y							Y														

Accreditation Scope

AXYS Analytical Services Ltd.
file ref.: ACC-101 Rev.23

Compound Class	Compound	Accredited Method ID	AXYS Method ID	Pulp	Serum	Solids									Tissue						Urine	Water	Water, Drinking				Water, Non-Potable								
				CALA	CALA	CALA	California DPH	Florida DOH	Minnesota DOH	New Jersey DEP	New York DOH	Virginia DGS	Washington DE	Maine DOH	ANAB	CALA	Florida DOH	Minnesota DOH	New Jersey DEP	Virginia DGS	ANAB	CALA	CALA	Florida DOH	Minnesota DOH	New Jersey DEP	ANAB	California DPH	Florida DOH	Minnesota DOH	New Jersey DEP	New York DOH	Virginia DGS	Washington DE*	Maine DOH	ANAB	Pennsylvania DEP
	Total Pentachlorobiphenyls	AXYS MLA-007	MLA-007			Y									Y							Y													
		EPA 8270	MLA-007										Y																						
		AXYS MLA-010	MLA-010		Y	Y									Y							Y													
	Total Polychlorinated biphenyls	AXYS MLA-007	MLA-007			Y									Y							Y													
	Total Tetrachlorobiphenyls	AXYS MLA-007	MLA-007			Y									Y							Y													
		EPA 8270	MLA-007										Y																						
		AXYS MLA-010	MLA-010		Y	Y									Y							Y													
	Total Trichlorobiphenyls	AXYS MLA-007	MLA-007			Y									Y							Y													
		EPA 8270	MLA-007										Y																						
		AXYS MLA-010	MLA-010		Y	Y									Y							Y													
PCDDF	1,2,3,4,6,7,8-HpCDD	EPA 1613	MLA-017										Y	Y	Y						Y						Y	Y		Y	Y	Y	Y	Y	Y
		EPA 8290	MLA-017				Y	Y		Y	Y	Y			Y		Y		Y	Y	Y						Y				Y	Y			Y
		AXYS MLA-017	MLA-017	Y	Y	Y		Y							Y	Y	Y				Y		Y				Y								Y
	1,2,3,4,6,7,8-HpCDF	EPA 1613	MLA-017										Y	Y	Y						Y						Y	Y		Y	Y	Y	Y	Y	Y
		EPA 8290	MLA-017				Y	Y		Y	Y	Y			Y		Y		Y	Y	Y						Y				Y	Y			Y
		AXYS MLA-017	MLA-017	Y	Y	Y		Y							Y	Y	Y				Y		Y				Y								Y
	1,2,3,4,7,8,9-HpCDF	EPA 1613	MLA-017										Y	Y	Y						Y						Y	Y		Y	Y	Y	Y	Y	Y
		EPA 8290	MLA-017				Y	Y		Y	Y	Y			Y		Y		Y	Y	Y						Y				Y	Y			Y
		AXYS MLA-017	MLA-017	Y	Y	Y		Y							Y	Y	Y				Y		Y				Y								Y
	1,2,3,4,7,8-HxCDD	EPA 1613	MLA-017										Y	Y	Y						Y						Y	Y		Y	Y	Y	Y	Y	Y
		EPA 8290	MLA-017				Y	Y		Y	Y	Y			Y		Y		Y	Y	Y						Y				Y	Y			Y
		AXYS MLA-017	MLA-017	Y	Y	Y		Y							Y	Y	Y				Y		Y				Y								Y
	1,2,3,4,7,8-HxCDF	EPA 1613	MLA-017										Y	Y	Y						Y						Y	Y		Y	Y	Y	Y	Y	Y
		EPA 8290	MLA-017				Y	Y		Y	Y	Y			Y		Y		Y	Y	Y						Y				Y	Y			Y
		AXYS MLA-017	MLA-017	Y	Y	Y		Y							Y	Y	Y				Y		Y				Y								Y
	1,2,3,6,7,8-HxCDD	EPA 1613	MLA-017										Y	Y	Y						Y						Y	Y		Y	Y	Y	Y	Y	Y
		EPA 8290	MLA-017				Y	Y		Y	Y	Y			Y		Y		Y	Y	Y						Y				Y	Y			Y
		AXYS MLA-017	MLA-017	Y	Y	Y		Y							Y	Y	Y				Y		Y				Y								Y
	1,2,3,6,7,8-HxCDF	EPA 1613	MLA-017										Y	Y	Y						Y						Y	Y		Y	Y	Y	Y	Y	Y
		EPA 8290	MLA-017				Y	Y		Y	Y	Y			Y		Y		Y	Y	Y						Y				Y	Y			Y
		AXYS MLA-017	MLA-017	Y	Y	Y		Y							Y	Y	Y				Y		Y				Y								Y
	1,2,3,7,8,9-HxCDD	EPA 1613	MLA-017										Y	Y	Y						Y						Y	Y		Y	Y	Y	Y	Y	Y
		EPA 8290	MLA-017				Y	Y		Y	Y	Y			Y		Y		Y	Y	Y						Y				Y	Y			Y
		AXYS MLA-017	MLA-017	Y	Y	Y		Y							Y	Y	Y				Y		Y				Y								Y
	1,2,3,7,8,9-HxCDF	EPA 1613	MLA-017										Y	Y	Y						Y						Y	Y		Y	Y	Y	Y	Y	Y
		EPA 8290	MLA-017				Y	Y		Y	Y	Y			Y		Y		Y	Y	Y						Y				Y	Y			Y
		AXYS MLA-017	MLA-017	Y	Y	Y		Y							Y	Y	Y				Y		Y				Y								Y
	1,2,3,7,8-PeCDD	EPA 1613	MLA-017										Y	Y	Y						Y						Y	Y		Y	Y	Y	Y	Y	Y
		EPA 8290	MLA-017				Y	Y		Y	Y	Y			Y		Y		Y	Y	Y						Y				Y	Y			Y
		AXYS MLA-017	MLA-017	Y	Y	Y		Y							Y	Y	Y				Y		Y				Y								Y
	1,2,3,7,8-PeCDF	EPA 1613	MLA-017										Y	Y	Y						Y						Y	Y		Y	Y	Y	Y	Y	Y
		EPA 8290	MLA-017				Y	Y		Y	Y	Y			Y		Y		Y	Y	Y						Y				Y	Y			Y
		AXYS MLA-017	MLA-017	Y	Y	Y		Y							Y	Y	Y				Y		Y				Y								Y
	2,3,4,6,7,8-HxCDF	EPA 1613	MLA-017										Y	Y	Y						Y						Y	Y		Y	Y	Y	Y	Y	Y
		EPA 8290	MLA-017				Y	Y		Y	Y	Y			Y		Y		Y	Y	Y						Y				Y	Y			Y
		AXYS MLA-017	MLA-017	Y	Y	Y		Y							Y	Y	Y				Y		Y				Y								Y
	2,3,4,7,8-PeCDF	EPA 1613	MLA-017										Y	Y	Y						Y						Y	Y		Y	Y	Y	Y	Y	Y
		EPA 8290	MLA-017				Y	Y		Y	Y	Y			Y		Y		Y	Y	Y						Y				Y	Y			Y
		AXYS MLA-017	MLA-017	Y	Y	Y		Y							Y	Y	Y				Y		Y				Y								Y
	2,3,7,8-TCDD	EPA 1613	MLA-017										Y	Y	Y						Y						Y	Y		Y	Y	Y	Y	Y	Y

Accreditation Scope

AXYS Analytical Services Ltd.
file ref.: ACC-101 Rev.23

Compound Class	Compound	Accredited Method ID	AXYS Method ID	Pulp	Serum	Solids									Tissue						Urine	Water	Water, Drinking				Water, Non-Potable								
				CALA	CALA	CALA	California DPH	Florida DOH	Minnesota DOH	New Jersey DEP	New York DOH	Virginia DGS	Washington DE	Maine DOH	ANAB	CALA	Florida DOH	Minnesota DOH	New Jersey DEP	Virginia DGS	ANAB	CALA	CALA	Florida DOH	Minnesota DOH	New Jersey DEP	ANAB	California DPH	Florida DOH	Minnesota DOH	New Jersey DEP	New York DOH	Virginia DGS	Washington DE*	Maine DOH	ANAB	Pennsylvania DEP
		EPA 8290	MLA-017				Y	Y		Y	Y	Y			Y		Y		Y	Y	Y								Y			Y	Y			Y	
		AXYS MLA-017	MLA-017	Y	Y	Y		Y							Y	Y	Y				Y		Y						Y							Y	
	2,3,7,8-TCDF	EPA 1613	MLA-017										Y	Y	Y						Y							Y	Y		Y	Y	Y	Y	Y	Y	
		EPA 8290	MLA-017				Y	Y		Y	Y	Y			Y		Y		Y	Y	Y								Y			Y	Y			Y	
		AXYS MLA-017	MLA-017	Y	Y	Y		Y							Y	Y	Y				Y		Y						Y							Y	
	OCDD	EPA 1613	MLA-017										Y	Y	Y						Y							Y	Y		Y	Y	Y	Y	Y	Y	
		EPA 8290	MLA-017				Y	Y		Y	Y	Y			Y		Y		Y	Y	Y								Y			Y	Y			Y	
		AXYS MLA-017	MLA-017	Y	Y	Y		Y							Y	Y	Y				Y		Y						Y							Y	
	OCDF	EPA 1613	MLA-017										Y	Y	Y						Y							Y	Y		Y	Y	Y	Y	Y	Y	
		EPA 8290	MLA-017				Y	Y		Y	Y	Y			Y		Y		Y	Y	Y								Y			Y	Y			Y	
		AXYS MLA-017	MLA-017	Y	Y	Y		Y							Y	Y	Y				Y		Y						Y							Y	
	Total HpCDD	EPA 1613	MLA-017											Y	Y						Y							Y	Y						Y	Y	
		EPA 8290	MLA-017					Y		Y		Y			Y		Y		Y	Y	Y								Y				Y			Y	
		AXYS MLA-017	MLA-017					Y							Y		Y				Y								Y							Y	
	Total HpCDF	EPA 1613	MLA-017											Y	Y						Y							Y	Y						Y	Y	
		EPA 8290	MLA-017					Y		Y		Y			Y		Y		Y	Y	Y								Y				Y			Y	
		AXYS MLA-017	MLA-017					Y							Y		Y				Y								Y							Y	
	Total HxCDD	EPA 1613	MLA-017											Y	Y						Y							Y	Y						Y	Y	
		EPA 8290	MLA-017					Y		Y		Y			Y		Y		Y	Y	Y								Y				Y			Y	
		AXYS MLA-017	MLA-017					Y							Y		Y				Y								Y							Y	
	Total HxCDF	EPA 1613	MLA-017											Y	Y						Y							Y	Y						Y	Y	
		EPA 8290	MLA-017					Y		Y		Y			Y		Y		Y	Y	Y								Y				Y			Y	
		AXYS MLA-017	MLA-017					Y							Y		Y				Y								Y							Y	
	Total PeCDD	EPA 1613	MLA-017											Y	Y						Y							Y	Y						Y	Y	
		EPA 8290	MLA-017					Y		Y		Y			Y		Y		Y	Y	Y								Y				Y			Y	
		AXYS MLA-017	MLA-017					Y							Y		Y				Y								Y							Y	
	Total PeCDF	EPA 1613	MLA-017											Y	Y						Y							Y	Y						Y	Y	
		EPA 8290	MLA-017					Y		Y		Y			Y		Y		Y	Y	Y								Y				Y			Y	
		AXYS MLA-017	MLA-017					Y							Y		Y				Y								Y							Y	
	Total TCDD	EPA 1613	MLA-017											Y	Y						Y							Y	Y						Y	Y	
		EPA 8290	MLA-017					Y		Y		Y			Y		Y		Y	Y	Y								Y				Y			Y	
		AXYS MLA-017	MLA-017					Y							Y		Y				Y								Y							Y	
	Total TCDF	EPA 1613	MLA-017											Y	Y						Y							Y	Y						Y	Y	
		EPA 8290	MLA-017					Y		Y		Y			Y		Y		Y	Y	Y								Y				Y			Y	
		AXYS MLA-017	MLA-017					Y							Y		Y				Y								Y							Y	
PFC	Perfluorobutanesulfonate (PFBS)	AXYS MLA-041	MLA-041			Y		Y	Y	Y					Y																						
		AXYS MLA-042	MLA-042		Y																																
		AXYS MLA-043	MLA-043													Y	Y	Y	Y		Y																
		AXYS MLA-060	MLA-060																				Y	Y	Y	Y	Y			Y	Y	Y					Y	
	Perfluorobutanoate (PFBA)	AXYS MLA-041	MLA-041			Y		Y	Y	Y					Y																						
		AXYS MLA-042	MLA-042		Y																																
		AXYS MLA-043	MLA-043													Y	Y	Y	Y		Y																
		AXYS MLA-060	MLA-060																				Y	Y	Y	Y	Y			Y	Y	Y					Y	
	Perfluorodecanoate (PFDA)	AXYS MLA-041	MLA-041			Y		Y	Y	Y					Y																						
		AXYS MLA-042	MLA-042		Y																																
		AXYS MLA-043	MLA-043													Y	Y	Y	Y		Y																
		AXYS MLA-060	MLA-060																				Y	Y	Y	Y	Y			Y	Y	Y					Y	
	Perfluorododecanoate (PFDoA)	AXYS MLA-041	MLA-041			Y		Y	Y	Y					Y																						
		AXYS MLA-042	MLA-042		Y																																
		AXYS MLA-043	MLA-043													Y	Y	Y	Y		Y																

Accreditation Scope

AXYS Analytical Services Ltd.
file ref.: ACC-101 Rev.23

Compound Class	Compound	Accredited Method ID	AXYS Method ID	Pulp	Serum	Solids									Tissue						Urine	Water	Water, Drinking				Water, Non-Potable								
				CALA	CALA	CALA	California DPH	Florida DOH	Minnesota DOH	New Jersey DEP	New York DOH	Virginia DGS	Washington DE	Maine DOH	ANAB	CALA	Florida DOH	Minnesota DOH	New Jersey DEP	Virginia DGS	ANAB	CALA	CALA	Florida DOH	Minnesota DOH	New Jersey DEP	ANAB	California DPH	Florida DOH	Minnesota DOH	New Jersey DEP	New York DOH	Virginia DGS	Washington DE*	Maine DOH	ANAB	Pennsylvania DEP
		AXYS MLA-060	MLA-060																			Y	Y	Y	Y	Y									Y
	Perfluoroheptanoate (PFHpA)	AXYS MLA-041	MLA-041			Y		Y	Y	Y				Y																					
		AXYS MLA-042	MLA-042		Y																														
		AXYS MLA-043	MLA-043												Y	Y	Y	Y		Y															
		AXYS MLA-060	MLA-060																			Y	Y	Y	Y	Y									Y
	Perfluorohexanesulfonate (PFHxS)	AXYS MLA-041	MLA-041			Y		Y	Y	Y				Y																					
		AXYS MLA-042	MLA-042		Y																														
		AXYS MLA-043	MLA-043												Y	Y	Y	Y		Y															
		AXYS MLA-060	MLA-060																			Y	Y	Y	Y	Y									Y
	Perfluorohexanoate (PFHxA)	AXYS MLA-041	MLA-041			Y		Y	Y	Y				Y																					
		AXYS MLA-042	MLA-042		Y																														
		AXYS MLA-043	MLA-043												Y	Y	Y	Y		Y															
		AXYS MLA-060	MLA-060																			Y	Y	Y	Y	Y									Y
	Perfluorononanoate (PFNA)	AXYS MLA-041	MLA-041			Y		Y	Y	Y				Y																					
		AXYS MLA-042	MLA-042		Y																														
		AXYS MLA-043	MLA-043												Y	Y	Y	Y		Y															
		AXYS MLA-060	MLA-060																			Y	Y	Y	Y	Y									Y
	Perfluorooctane sulfonamide (PFOSA)	AXYS MLA-041	MLA-041			Y		Y	Y	Y				Y																					
		AXYS MLA-042	MLA-042		Y																														
		AXYS MLA-043	MLA-043												Y	Y	Y	Y		Y															
		AXYS MLA-060	MLA-060																			Y	Y	Y	Y	Y									Y
	Perfluorooctanesulfonate (PFOS)	AXYS MLA-041	MLA-041			Y		Y	Y	Y				Y																					
		AXYS MLA-042	MLA-042		Y																														
		AXYS MLA-043	MLA-043												Y	Y	Y	Y		Y															
		AXYS MLA-060	MLA-060																			Y	Y	Y	Y	Y									Y
	Perfluorooctanoate (PFOA)	AXYS MLA-041	MLA-041			Y		Y	Y	Y				Y																					
		AXYS MLA-042	MLA-042		Y																														
		AXYS MLA-043	MLA-043												Y	Y	Y	Y		Y															
		AXYS MLA-060	MLA-060																			Y	Y	Y	Y	Y									Y
	Perfluoropentanoate (PFPeA)	AXYS MLA-041	MLA-041			Y		Y	Y	Y				Y																					
		AXYS MLA-042	MLA-042		Y																														
		AXYS MLA-043	MLA-043												Y	Y	Y	Y		Y															
		AXYS MLA-060	MLA-060																			Y	Y	Y	Y	Y									Y
	Perfluoroundecanoate (PFUnA)	AXYS MLA-041	MLA-041			Y		Y	Y	Y				Y																					
		AXYS MLA-042	MLA-042		Y																														
		AXYS MLA-043	MLA-043												Y	Y	Y	Y		Y															
		AXYS MLA-060	MLA-060																			Y	Y	Y	Y	Y									Y
PPCP	1,7-Dimethylxanthine	EPA 1694	MLA-075											Y																				Y	
		AXYS MLA-075	MLA-075			Y																	Y													
	10-hydroxy-amitriptyline	AXYS MLA-075	MLA-075			Y																	Y													
	2-hydroxy-ibuprofen	AXYS MLA-075	MLA-075			Y																	Y													
	4-Epianhydrochlortetracycline (EACTC)	EPA 1694	MLA-075											Y																				Y	
		AXYS MLA-075	MLA-075			Y																	Y													
	4-Epianhydrotetracycline (EATC)	EPA 1694	MLA-075											Y																				Y	
		AXYS MLA-075	MLA-075			Y																	Y													
	4-Epichlortetracycline (ECTC)	EPA 1694	MLA-075											Y																				Y	
		AXYS MLA-075	MLA-075			Y																	Y													
	4-Epioxytetracycline (EOTC)	EPA 1694	MLA-075											Y																				Y	
		AXYS MLA-075	MLA-075			Y																	Y													
	4-Epitetracycline (ETC)	EPA 1694	MLA-075											Y																				Y	

Accreditation Scope

AXYS Analytical Services Ltd.
file ref.: ACC-101 Rev.23

Compound Class	Compound	Accredited Method ID	AXYS Method ID	Pulp		Serum		Solids										Tissue						Urine		Water		Water, Drinking				Water, Non-Potable								
				CALA		CALA		CALA	California DPH	Florida DOH	Minnesota DOH	New Jersey DEP	New York DOH	Virginia DGS	Washington DE	Maine DOH	ANAB	CALA	Florida DOH	Minnesota DOH	New Jersey DEP	Virginia DGS	ANAB	CALA		CALA		Florida DOH	Minnesota DOH	New Jersey DEP	ANAB	California DPH	Florida DOH	Minnesota DOH	New Jersey DEP	New York DOH	Virginia DGS	Washington DE*	Maine DOH	ANAB	Pennsylvania DEP
		AXYS MLA-075	MLA-075					Y																		Y														
	Acetaminophen	EPA 1694	MLA-075													Y																							Y		
		AXYS MLA-075	MLA-075					Y																		Y														
	Albuterol	EPA 1694	MLA-075													Y																							Y		
		AXYS MLA-075	MLA-075					Y																		Y														
	Alprazolam	AXYS MLA-075	MLA-075					Y																		Y														
	Amitriptyline	AXYS MLA-075	MLA-075					Y																		Y														
	Amlodipine	AXYS MLA-075	MLA-075					Y																		Y														
	Amphetamine	AXYS MLA-075	MLA-075					Y																		Y														
	Anhydrochlortetracycline (ACTC)	EPA 1694	MLA-075													Y																							Y		
		AXYS MLA-075	MLA-075					Y																		Y														
	Anhydrotetracycline (ATC)	EPA 1694	MLA-075													Y																							Y		
		AXYS MLA-075	MLA-075					Y																		Y														
	Atenolol	AXYS MLA-075	MLA-075					Y																		Y														
	Atorvastatin	AXYS MLA-075	MLA-075					Y																		Y														
	Azithromycin	EPA 1694	MLA-075													Y																							Y		
		AXYS MLA-075	MLA-075					Y																		Y														
	Benzoylecgonine	AXYS MLA-075	MLA-075					Y																		Y														
	Benztropine	AXYS MLA-075	MLA-075					Y																		Y														
	Betamethasone	AXYS MLA-075	MLA-075					Y																		Y														
	Bisphenol A	EPA 1694	MLA-075													Y																							Y		
		AXYS MLA-075	MLA-075					Y																		Y														
	Caffeine	EPA 1694	MLA-075													Y																							Y		
		AXYS MLA-075	MLA-075					Y																		Y														
	Carbadox	EPA 1694	MLA-075													Y																							Y		
		AXYS MLA-075	MLA-075					Y																		Y														
	Carbamazepine	EPA 1694	MLA-075													Y																							Y		
		AXYS MLA-075	MLA-075					Y																		Y														
	Cefotaxime	EPA 1694	MLA-075													Y																							Y		
		AXYS MLA-075	MLA-075					Y																		Y														
	Chlortetracycline (CTC)	EPA 1694	MLA-075													Y																							Y		
		AXYS MLA-075	MLA-075					Y																		Y														
	Cimetidine	EPA 1694	MLA-075													Y																							Y		
		AXYS MLA-075	MLA-075					Y																		Y														
	Ciprofloxacin	EPA 1694	MLA-075													Y																							Y		
		AXYS MLA-075	MLA-075					Y																		Y														
	Clarithromycin	EPA 1694	MLA-075													Y																							Y		
		AXYS MLA-075	MLA-075					Y																		Y														
	Clinafloxacin	EPA 1694	MLA-075													Y																							Y		
		AXYS MLA-075	MLA-075					Y																		Y														
	Clonidine	AXYS MLA-075	MLA-075					Y																		Y														
	Cloxacillin	EPA 1694	MLA-075													Y																							Y		
		AXYS MLA-075	MLA-075					Y																		Y														
	Cocaine	AXYS MLA-075	MLA-075					Y																		Y														
	Codeine	EPA 1694	MLA-075													Y																							Y		
		AXYS MLA-075	MLA-075					Y																		Y														
	Cotinine	EPA 1694	MLA-075													Y																							Y		
		AXYS MLA-075	MLA-075					Y																		Y														
	DEET (N,N-diethyl-m-toluamide)	AXYS MLA-075	MLA-075					Y																		Y														
	Dehydronifedipine	EPA 1694	MLA-075													Y																							Y		

Accreditation Scope

AXYS Analytical Services Ltd.
file ref.: ACC-101 Rev.23

Compound Class	Compound	Accredited Method ID	AXYS Method ID	Pulp	Serum	Solids									Tissue						Urine	Water	Water, Drinking				Water, Non-Potable								
				CALA	CALA	CALA	California DPH	Florida DOH	Minnesota DOH	New Jersey DEP	New York DOH	Virginia DGS	Washington DE	Maine DOH	ANAB	CALA	Florida DOH	Minnesota DOH	New Jersey DEP	Virginia DGS	ANAB	CALA	CALA	Florida DOH	Minnesota DOH	New Jersey DEP	ANAB	California DPH	Florida DOH	Minnesota DOH	New Jersey DEP	New York DOH	Virginia DGS	Washington DE*	Maine DOH	ANAB	Pennsylvania DEP
		AXYS MLA-075	MLA-075			Y																Y													
	Demeclocycline	EPA 1694	MLA-075											Y																				Y	
		AXYS MLA-075	MLA-075			Y																Y													
	Desmethyldiltiazem	AXYS MLA-075	MLA-075			Y																Y													
	Diazepam	AXYS MLA-075	MLA-075			Y																Y													
	Digoxigenin	EPA 1694	MLA-075											Y																				Y	
		AXYS MLA-075	MLA-075			Y																Y													
	Digoxin	EPA 1694	MLA-075											Y																				Y	
		AXYS MLA-075	MLA-075			Y																Y													
	Diltiazem	EPA 1694	MLA-075											Y																				Y	
		AXYS MLA-075	MLA-075			Y																Y													
	Diphenhydramine	EPA 1694	MLA-075											Y																				Y	
		AXYS MLA-075	MLA-075			Y																Y													
	Doxycycline	EPA 1694	MLA-075											Y																				Y	
		AXYS MLA-075	MLA-075			Y																Y													
	Enalapril	EPA 1694	MLA-075											Y																				Y	
		AXYS MLA-075	MLA-075			Y																Y													
	Enrofloxacin	EPA 1694	MLA-075											Y																				Y	
		AXYS MLA-075	MLA-075			Y																Y													
	Erythromycin	AXYS MLA-075	MLA-075			Y																Y													
	Erythromycin anydrate	EPA 1694	MLA-075											Y																				Y	
	Flumequine	EPA 1694	MLA-075											Y																				Y	
		AXYS MLA-075	MLA-075			Y																Y													
	Fluocinonide	AXYS MLA-075	MLA-075			Y																Y													
	Fluoxetine	EPA 1694	MLA-075											Y																				Y	
		AXYS MLA-075	MLA-075			Y																Y													
	Fluticasone propionate	AXYS MLA-075	MLA-075			Y																Y													
	Furosemide	AXYS MLA-075	MLA-075			Y																Y													
	Gemfibrozil	EPA 1694	MLA-075											Y																				Y	
		AXYS MLA-075	MLA-075			Y																Y													
	Glipizide	AXYS MLA-075	MLA-075			Y																Y													
	Glyburide	AXYS MLA-075	MLA-075			Y																Y													
	Hydrochlorothiazide	AXYS MLA-075	MLA-075			Y																Y													
	Hydrocodone	AXYS MLA-075	MLA-075			Y																Y													
	Hydrocortisone	AXYS MLA-075	MLA-075			Y																Y													
	Ibuprofen	EPA 1694	MLA-075											Y																				Y	
		AXYS MLA-075	MLA-075			Y																Y													
	Isochlortetracycline (ICTC)	EPA 1694	MLA-075											Y																				Y	
		AXYS MLA-075	MLA-075			Y																Y													
	Lincomycin	EPA 1694	MLA-075											Y																				Y	
		AXYS MLA-075	MLA-075			Y																Y													
	Lomefloxacin	EPA 1694	MLA-075											Y																				Y	
		AXYS MLA-075	MLA-075			Y																Y													
	Meprobamate	AXYS MLA-075	MLA-075			Y																Y													
	Metformin	EPA 1694	MLA-075											Y																				Y	
		AXYS MLA-075	MLA-075			Y																Y													
	Methylprednisolone	AXYS MLA-075	MLA-075			Y																Y													
	Metoprolol	AXYS MLA-075	MLA-075			Y																Y													
	Miconazole	EPA 1694	MLA-075											Y																				Y	
		AXYS MLA-075	MLA-075			Y																Y													

Accreditation Scope

AXYS Analytical Services Ltd.
file ref.: ACC-101 Rev.23

Compound Class	Compound	Accredited Method ID	AXYS Method ID	Pulp	Serum	Solids									Tissue							Urine	Water	Water, Drinking				Water, Non-Potable									
				CALA	CALA	CALA	California DPH	Florida DOH	Minnesota DOH	New Jersey DEP	New York DOH	Virginia DGS	Washington DE	Maine DOH	ANAB	CALA	Florida DOH	Minnesota DOH	New Jersey DEP	Virginia DGS	ANAB	CALA	CALA	Florida DOH	Minnesota DOH	New Jersey DEP	ANAB	California DPH	Florida DOH	Minnesota DOH	New Jersey DEP	New York DOH	Virginia DGS	Washington DE*	Maine DOH	ANAB	Pennsylvania DEP
	Minocycline	EPA 1694	MLA-075											Y																				Y		
		AXYS MLA-075	MLA-075			Y																	Y														
	Naproxen	EPA 1694	MLA-075											Y																					Y		
		AXYS MLA-075	MLA-075			Y																	Y														
	Norfloxacin	EPA 1694	MLA-075											Y																					Y		
		AXYS MLA-075	MLA-075			Y																	Y														
	Norfluoxetine	AXYS MLA-075	MLA-075			Y																	Y														
	Norgestimate	EPA 1694	MLA-075											Y																					Y		
		AXYS MLA-075	MLA-075			Y																	Y														
	Norverapamil	AXYS MLA-075	MLA-075			Y																	Y														
	Ofloxacin	EPA 1694	MLA-075											Y																					Y		
		AXYS MLA-075	MLA-075			Y																	Y														
	Ormetoprim	EPA 1694	MLA-075											Y																					Y		
		AXYS MLA-075	MLA-075			Y																	Y														
	Oxacillin	EPA 1694	MLA-075											Y																					Y		
		AXYS MLA-075	MLA-075			Y																	Y														
	Oxolinic acid	EPA 1694	MLA-075											Y																					Y		
		AXYS MLA-075	MLA-075			Y																	Y														
	Oxycodone	EPA 1694	MLA-075											Y																					Y		
		AXYS MLA-075	MLA-075			Y																	Y														
	Oxytetracycline (OTC)	EPA 1694	MLA-075											Y																					Y		
		AXYS MLA-075	MLA-075			Y																	Y														
	Paroxetine	EPA 1694	MLA-075											Y																					Y		
		AXYS MLA-075	MLA-075			Y																	Y														
	Penicillin G	EPA 1694	MLA-075											Y																					Y		
		AXYS MLA-075	MLA-075			Y																	Y														
	Penicillin V	EPA 1694	MLA-075											Y																					Y		
		AXYS MLA-075	MLA-075			Y																	Y														
	Prednisolone	AXYS MLA-075	MLA-075			Y																	Y														
	Prednisone	AXYS MLA-075	MLA-075			Y																	Y														
	Promethazine	AXYS MLA-075	MLA-075			Y																	Y														
	Propoxyphene	AXYS MLA-075	MLA-075			Y																	Y														
	Propranolol	AXYS MLA-075	MLA-075			Y																	Y														
	Ranitidine	EPA 1694	MLA-075											Y																					Y		
		AXYS MLA-075	MLA-075			Y																	Y														
	Roxithromycin	EPA 1694	MLA-075											Y																					Y		
		AXYS MLA-075	MLA-075			Y																	Y														
	Sarafloxacin	EPA 1694	MLA-075											Y																					Y		
		AXYS MLA-075	MLA-075			Y																	Y														
	Sertraline	AXYS MLA-075	MLA-075			Y																	Y														
	Simvastatin	AXYS MLA-075	MLA-075			Y																	Y														
	Sulfachloropyridazine	EPA 1694	MLA-075											Y																					Y		
		AXYS MLA-075	MLA-075			Y																	Y														
	Sulfadiazine	EPA 1694	MLA-075											Y																					Y		
		AXYS MLA-075	MLA-075			Y																	Y														
	Sulfadimethoxine	EPA 1694	MLA-075											Y																					Y		
		AXYS MLA-075	MLA-075			Y																	Y														
	Sulfamerazine	EPA 1694	MLA-075											Y																					Y		
		AXYS MLA-075	MLA-075			Y																	Y														
	Sulfamethazine	EPA 1694	MLA-075											Y																					Y		

Accreditation Scope

AXYS Analytical Services Ltd.
file ref.: ACC-101 Rev.23

Compound Class	Compound	Accredited Method ID	AXYS Method ID	Pulp	Serum	Solids									Tissue						Urine	Water	Water, Drinking				Water, Non-Potable								
				CALA	CALA	CALA	California DPH	Florida DOH	Minnesota DOH	New Jersey DEP	New York DOH	Virginia DGS	Washington DE	Maine DOH	ANAB	CALA	Florida DOH	Minnesota DOH	New Jersey DEP	Virginia DGS	ANAB	CALA	CALA	Florida DOH	Minnesota DOH	New Jersey DEP	ANAB	California DPH	Florida DOH	Minnesota DOH	New Jersey DEP	New York DOH	Virginia DGS	Washington DE*	Maine DOH	ANAB	Pennsylvania DEP
		AXYS MLA-075	MLA-075			Y																Y													
	Sulfamethizole	EPA 1694	MLA-075											Y																				Y	
		AXYS MLA-075	MLA-075			Y																Y													
	Sulfamethoxazole	EPA 1694	MLA-075											Y																				Y	
		AXYS MLA-075	MLA-075			Y																Y													
	Sulfanilamide	EPA 1694	MLA-075											Y																				Y	
		AXYS MLA-075	MLA-075			Y																Y													
	Sulfathiazole	EPA 1694	MLA-075											Y																				Y	
		AXYS MLA-075	MLA-075			Y																Y													
	Tetracycline (TC)	EPA 1694	MLA-075											Y																				Y	
		AXYS MLA-075	MLA-075			Y																Y													
	Theophylline	AXYS MLA-075	MLA-075			Y																Y													
	Thiabendazole	EPA 1694	MLA-075											Y																				Y	
		AXYS MLA-075	MLA-075			Y																Y													
	Trenbolone	AXYS MLA-075	MLA-075			Y																Y													
	Trenbolone acetate	AXYS MLA-075	MLA-075			Y																Y													
	Triamterene	AXYS MLA-075	MLA-075			Y																Y													
	Triclocarban	EPA 1694	MLA-075											Y																				Y	
		AXYS MLA-075	MLA-075			Y																Y													
	Triclosan	EPA 1694	MLA-075											Y																				Y	
		AXYS MLA-075	MLA-075			Y																Y													
	Trimethoprim	EPA 1694	MLA-075											Y																				Y	
		AXYS MLA-075	MLA-075			Y																Y													
	Tylosin	EPA 1694	MLA-075											Y																				Y	
		AXYS MLA-075	MLA-075			Y																Y													
	Valsartan	AXYS MLA-075	MLA-075			Y																Y													
	Verapamil	AXYS MLA-075	MLA-075			Y																Y													
	Virginiamycin	EPA 1694	MLA-075											Y																				Y	
		AXYS MLA-075	MLA-075			Y																Y													
	Warfarin	EPA 1694	MLA-075											Y																				Y	
		AXYS MLA-075	MLA-075			Y																Y													
Targeted Metabolites	11, 14, 17-eicosatrienoic acid (eicosatrienoic acid)	AXYS MLM-001	MLM-001												Y																				
	11, 14-eicosadienoic acid	AXYS MLM-001	MLM-001												Y																				
	3-hydroxytyrosine	AXYS MLM-001	MLM-001												Y																				
	Acetylcarnitine	AXYS MLM-001	MLM-001												Y																				
	Acetylornithine	AXYS MLM-001	MLM-001												Y																				
	Alanine	AXYS MLM-001	MLM-001												Y																				
	alpha-Aminoadipic acid	AXYS MLM-001	MLM-001												Y																				
	Arginine	AXYS MLM-001	MLM-001												Y																				
	Asparagine	AXYS MLM-001	MLM-001												Y																				
	Aspartate	AXYS MLM-001	MLM-001												Y																				
	Asymmetric dimethylarginine	AXYS MLM-001	MLM-001												Y																				
	Butenylcarnitine	AXYS MLM-001	MLM-001												Y																				
	Butyrylcarnitine	AXYS MLM-001	MLM-001												Y																				
	C22:5 ISOMER 1 (tentatively all-cis-4, 8, 12, 15, 19-docosapentaenoic acid)	AXYS MLM-001	MLM-001												Y																				
	C22:5 ISOMER 2 (all-cis-7,10,13,16,19-docosapentaenoic acid (DPA)	AXYS MLM-001	MLM-001												Y																				
	C22:5 ISOMER 3 (tentatively all-cis-4, 7, 10, 13, 16-docosapentaenoic acid)	AXYS MLM-001	MLM-001												Y																				
	Carnitine	AXYS MLM-001	MLM-001												Y																				
	Carnosine	AXYS MLM-001	MLM-001												Y																				
	chenodeoxycholic acid	AXYS MLM-001	MLM-001												Y																				

Accreditation Scope

AXYS Analytical Services Ltd.
file ref.: ACC-101 Rev.23

Compound Class	Compound	Accredited Method ID	AXYS Method ID	Pulp: CALA	Serum: CALA	Solids: CALA	Solids: California DPH	Solids: Florida DOH	Solids: Minnesota DOH	Solids: New Jersey DEP	Solids: New York DOH	Solids: Virginia DGS	Solids: Washington DE	Solids: Maine DOH	Solids: ANAB	Tissue: CALA	Tissue: Florida DOH	Tissue: Minnesota DOH	Tissue: New Jersey DEP	Tissue: Virginia DGS	Tissue: ANAB	Urine: CALA	Water: CALA	Water, Drinking: Florida DOH	Water, Drinking: Minnesota DOH	Water, Drinking: New Jersey DEP	Water, Drinking: ANAB	Water, Non-Potable: California DPH	Water, Non-Potable: Florida DOH	Water, Non-Potable: Minnesota DOH	Water, Non-Potable: New Jersey DEP	Water, Non-Potable: New York DOH	Water, Non-Potable: Virginia DGS	Water, Non-Potable: Washington DE*	Water, Non-Potable: Maine DOH	Water, Non-Potable: ANAB	Water, Non-Potable: Pennsylvania DEP
	cholic acid	AXYS MLM-001	MLM-001													Y																				
	Citrulline	AXYS MLM-001	MLM-001													Y																				
	Creatinine	AXYS MLM-001	MLM-001													Y																				
	Decadienylcarnitine	AXYS MLM-001	MLM-001													Y																				
	decanoic acid (capric acid)	AXYS MLM-001	MLM-001													Y																				
	Decanoylcarnitine	AXYS MLM-001	MLM-001													Y																				
	Decenoylcarnitine	AXYS MLM-001	MLM-001													Y																				
	deoxycholic acid	AXYS MLM-001	MLM-001													Y																				
	docosahexaenoic acid (DHA)	AXYS MLM-001	MLM-001													Y																				
	docosatetraenoic acid (adrenic acid)	AXYS MLM-001	MLM-001													Y																				
	Dodecanedioylcarnitine	AXYS MLM-001	MLM-001													Y																				
	Dodecanoylcarnitine	AXYS MLM-001	MLM-001													Y																				
	Dodecenoylcarnitine	AXYS MLM-001	MLM-001													Y																				
	Dopamine	AXYS MLM-001	MLM-001													Y																				
	eicosapentaenoic acid (EPA)	AXYS MLM-001	MLM-001													Y																				
	Eicosatetraenoic acid (arachidonic acid)	AXYS MLM-001	MLM-001													Y																				
	eicosatrienoic acid (dihomo-γ-linolenic acid)	AXYS MLM-001	MLM-001													Y																				
	Glutaconylcarnitine	AXYS MLM-001	MLM-001													Y																				
	Glutamate	AXYS MLM-001	MLM-001													Y																				
	Glutamine	AXYS MLM-001	MLM-001													Y																				
	Glutarylcarnitine (Hydroxyhexanoylcarnitine)	AXYS MLM-001	MLM-001													Y																				
	Glycine	AXYS MLM-001	MLM-001													Y																				
	glycochenodeoxycholic acid	AXYS MLM-001	MLM-001													Y																				
	glycocholic acid	AXYS MLM-001	MLM-001													Y																				
	glycodeoxycholic acid	AXYS MLM-001	MLM-001													Y																				
	Hexadecadienylcarnitine	AXYS MLM-001	MLM-001													Y																				
	hexadecanoic acid (palmitic acid)	AXYS MLM-001	MLM-001													Y																				
	Hexadecanoylcarnitine	AXYS MLM-001	MLM-001													Y																				
	hexadecenoic acid (palmitoleic acid)	AXYS MLM-001	MLM-001													Y																				
	Hexadecenoylcarnitine	AXYS MLM-001	MLM-001													Y																				
	Hexanoylcarnitine (Fumarylcarnitine)	AXYS MLM-001	MLM-001													Y																				
	Hexenoylcarnitine	AXYS MLM-001	MLM-001													Y																				
	Hexose (sum isomers)	AXYS MLM-001	MLM-001													Y																				
	Histamine	AXYS MLM-001	MLM-001													Y																				
	Histidine	AXYS MLM-001	MLM-001													Y																				
	Hydroxyhexadecadienylcarnitine	AXYS MLM-001	MLM-001													Y																				
	Hydroxyhexadecanoylcarnitine	AXYS MLM-001	MLM-001													Y																				
	Hydroxyhexadecenoylcarnitine	AXYS MLM-001	MLM-001													Y																				
	Hydroxylbutyrylcarnitine	AXYS MLM-001	MLM-001													Y																				
	Hydroxyoctadecenoylcarnitine	AXYS MLM-001	MLM-001													Y																				
	Hydroxyproline	AXYS MLM-001	MLM-001													Y																				
	Hydroxypropionylcarnitine	AXYS MLM-001	MLM-001													Y																				
	Hydroxysphingomyeline C14:1	AXYS MLM-001	MLM-001													Y																				
	Hydroxysphingomyeline C16:1	AXYS MLM-001	MLM-001													Y																				
	Hydroxysphingomyeline C22:1	AXYS MLM-001	MLM-001													Y																				
	Hydroxysphingomyeline C22:2	AXYS MLM-001	MLM-001													Y																				
	Hydroxysphingomyeline C24:1	AXYS MLM-001	MLM-001													Y																				
	Hydroxytetradecadienylcarnitine	AXYS MLM-001	MLM-001													Y																				
	Hydroxytetradecenoylcarnitine	AXYS MLM-001	MLM-001													Y																				
	Hydroxyvalerylcarnitine (Methylmalonylcarnitine)	AXYS MLM-001	MLM-001													Y																				

Accreditation Scope

AXYS Analytical Services Ltd.
file ref.: ACC-101 Rev.23

Compound Class	Compound	Accredited Method ID	AXYS Method ID	Pulp		Serum		Solids										Tissue						Urine		Water		Water, Drinking				Water, Non-Potable									
				CALA		CALA		CALA	California DPH	Florida DOH	Minnesota DOH	New Jersey DEP	New York DOH	Virginia DGS	Washington DE	Maine DOH	ANAB	CALA	Florida DOH	Minnesota DOH	New Jersey DEP	Virginia DGS	ANAB	CALA		CALA		Florida DOH	Minnesota DOH	New Jersey DEP	ANAB	California DPH	Florida DOH	Minnesota DOH	New Jersey DEP	New York DOH	Virginia DGS	Washington DE*	Maine DOH	ANAB	Pennsylvania DEP
	Isoleucine	AXYS MLM-001	MLM-001															Y																							
	Kynurenine	AXYS MLM-001	MLM-001															Y																							
	Leucine	AXYS MLM-001	MLM-001															Y																							
	lithocholic acid	AXYS MLM-001	MLM-001															Y																							
	Lysine	AXYS MLM-001	MLM-001															Y																							
	lysoPhosphatidylcholine acyl C14:0	AXYS MLM-001	MLM-001															Y																							
	lysoPhosphatidylcholine acyl C16:0	AXYS MLM-001	MLM-001															Y																							
	lysoPhosphatidylcholine acyl C16:1	AXYS MLM-001	MLM-001															Y																							
	lysoPhosphatidylcholine acyl C17:0	AXYS MLM-001	MLM-001															Y																							
	lysoPhosphatidylcholine acyl C18:0	AXYS MLM-001	MLM-001															Y																							
	lysoPhosphatidylcholine acyl C18:1	AXYS MLM-001	MLM-001															Y																							
	lysoPhosphatidylcholine acyl C18:2	AXYS MLM-001	MLM-001															Y																							
	lysoPhosphatidylcholine acyl C20:3	AXYS MLM-001	MLM-001															Y																							
	lysoPhosphatidylcholine acyl C20:4	AXYS MLM-001	MLM-001															Y																							
	lysoPhosphatidylcholine acyl C24:0	AXYS MLM-001	MLM-001															Y																							
	lysoPhosphatidylcholine acyl C26:1	AXYS MLM-001	MLM-001															Y																							
	lysoPhosphatidylcholine acyl C28:0	AXYS MLM-001	MLM-001															Y																							
	lysoPhosphatidylcholine acyl C28:1	AXYS MLM-001	MLM-001															Y																							
	Methionine	AXYS MLM-001	MLM-001															Y																							
	Methioninesulfoxide	AXYS MLM-001	MLM-001															Y																							
	Methylglutarylcarnitine	AXYS MLM-001	MLM-001															Y																							
	Nitrotyrosine	AXYS MLM-001	MLM-001															Y																							
	Nonaylcarnitine	AXYS MLM-001	MLM-001															Y																							
	octadecadienoic acid (linoleic acid)	AXYS MLM-001	MLM-001															Y																							
	Octadecadienylcarnitine	AXYS MLM-001	MLM-001															Y																							
	octadecanoic acid (stearic acid)	AXYS MLM-001	MLM-001															Y																							
	Octadecanoylcarnitine	AXYS MLM-001	MLM-001															Y																							
	octadecatrienoic acid (γ-linolenic acid)	AXYS MLM-001	MLM-001															Y																							
	Octadecenoylcarnitine	AXYS MLM-001	MLM-001															Y																							
	Octanoylcarnitine	AXYS MLM-001	MLM-001															Y																							
	Ornithine	AXYS MLM-001	MLM-001															Y																							
	Phenylalanine	AXYS MLM-001	MLM-001															Y																							
	Phenylethylamine	AXYS MLM-001	MLM-001															Y																							
	Phosphatidylcholine acyl-alkyl C30:0	AXYS MLM-001	MLM-001															Y																							
	Phosphatidylcholine acyl-alkyl C30:1	AXYS MLM-001	MLM-001															Y																							
	Phosphatidylcholine acyl-alkyl C30:2	AXYS MLM-001	MLM-001															Y																							
	Phosphatidylcholine acyl-alkyl C32:1	AXYS MLM-001	MLM-001															Y																							
	Phosphatidylcholine acyl-alkyl C32:2	AXYS MLM-001	MLM-001															Y																							
	Phosphatidylcholine acyl-alkyl C34:0	AXYS MLM-001	MLM-001															Y																							
	Phosphatidylcholine acyl-alkyl C34:1	AXYS MLM-001	MLM-001															Y																							
	Phosphatidylcholine acyl-alkyl C34:2	AXYS MLM-001	MLM-001															Y																							
	Phosphatidylcholine acyl-alkyl C34:3	AXYS MLM-001	MLM-001															Y																							
	Phosphatidylcholine acyl-alkyl C36:0	AXYS MLM-001	MLM-001															Y																							
	Phosphatidylcholine acyl-alkyl C36:1	AXYS MLM-001	MLM-001															Y																							
	Phosphatidylcholine acyl-alkyl C36:2	AXYS MLM-001	MLM-001															Y																							
	Phosphatidylcholine acyl-alkyl C36:3	AXYS MLM-001	MLM-001															Y																							
	Phosphatidylcholine acyl-alkyl C36:4	AXYS MLM-001	MLM-001															Y																							
	Phosphatidylcholine acyl-alkyl C36:5	AXYS MLM-001	MLM-001															Y																							
	Phosphatidylcholine acyl-alkyl C38:0	AXYS MLM-001	MLM-001															Y																							
	Phosphatidylcholine acyl-alkyl C38:1	AXYS MLM-001	MLM-001															Y																							
	Phosphatidylcholine acyl-alkyl C38:2	AXYS MLM-001	MLM-001															Y																							
	Phosphatidylcholine acyl-alkyl C38:3	AXYS MLM-001	MLM-001															Y																							
	Phosphatidylcholine acyl-alkyl C38:5	AXYS MLM-001	MLM-001															Y																							
	Phosphatidylcholine acyl-alkyl C38:6	AXYS MLM-001	MLM-001															Y																							
	Phosphatidylcholine acyl-alkyl C40:1	AXYS MLM-001	MLM-001															Y																							
	Phosphatidylcholine acyl-alkyl C40:2	AXYS MLM-001	MLM-001															Y																							
	Phosphatidylcholine acyl-alkyl C40:3	AXYS MLM-001	MLM-001															Y																							

Accreditation Scope

AXYS Analytical Services Ltd.
file ref.: ACC-101 Rev.23

Compound Class	Compound	Accredited Method ID	AXYS Method ID	Pulp	Serum	Solids										Tissue						Urine	Water	Water, Drinking				Water, Non-Potable									
				CALA	CALA	CALA	California DPH	Florida DOH	Minnesota DOH	New Jersey DEP	New York DOH	Virginia DGS	Washington DE	Maine DOH	ANAB	CALA	Florida DOH	Minnesota DOH	New Jersey DEP	Virginia DGS	ANAB	CALA	CALA	Florida DOH	Minnesota DOH	New Jersey DEP	ANAB	California DPH	Florida DOH	Minnesota DOH	New Jersey DEP	New York DOH	Virginia DGS	Washington DE*	Maine DOH	ANAB	Pennsylvania DEP
	Phosphatidylcholine acyl-alkyl C40:4	AXYS MLM-001	MLM-001													Y																					
	Phosphatidylcholine acyl-alkyl C40:5	AXYS MLM-001	MLM-001													Y																					
	Phosphatidylcholine acyl-alkyl C40:6	AXYS MLM-001	MLM-001													Y																					
	Phosphatidylcholine acyl-alkyl C42:0	AXYS MLM-001	MLM-001													Y																					
	Phosphatidylcholine acyl-alkyl C42:1	AXYS MLM-001	MLM-001													Y																					
	Phosphatidylcholine acyl-alkyl C42:2	AXYS MLM-001	MLM-001													Y																					
	Phosphatidylcholine acyl-alkyl C42:3	AXYS MLM-001	MLM-001													Y																					
	Phosphatidylcholine acyl-alkyl C42:4	AXYS MLM-001	MLM-001													Y																					
	Phosphatidylcholine acyl-alkyl C42:5	AXYS MLM-001	MLM-001													Y																					
	Phosphatidylcholine acyl-alkyl C44:3	AXYS MLM-001	MLM-001													Y																					
	Phosphatidylcholine acyl-alkyl C44:4	AXYS MLM-001	MLM-001													Y																					
	Phosphatidylcholine acyl-alkyl C44:5	AXYS MLM-001	MLM-001													Y																					
	Phosphatidylcholine acyl-alkyl C44:6	AXYS MLM-001	MLM-001													Y																					
	Phosphatidylcholine diacyl C24:0	AXYS MLM-001	MLM-001													Y																					
	Phosphatidylcholine diacyl C26:0	AXYS MLM-001	MLM-001													Y																					
	Phosphatidylcholine diacyl C28:1	AXYS MLM-001	MLM-001													Y																					
	Phosphatidylcholine diacyl C30:0	AXYS MLM-001	MLM-001													Y																					
	Phosphatidylcholine diacyl C30:2	AXYS MLM-001	MLM-001													Y																					
	Phosphatidylcholine diacyl C32:0	AXYS MLM-001	MLM-001													Y																					
	Phosphatidylcholine diacyl C32:1	AXYS MLM-001	MLM-001													Y																					
	Phosphatidylcholine diacyl C32:2	AXYS MLM-001	MLM-001													Y																					
	Phosphatidylcholine diacyl C32:3	AXYS MLM-001	MLM-001													Y																					
	Phosphatidylcholine diacyl C34:1	AXYS MLM-001	MLM-001													Y																					
	Phosphatidylcholine diacyl C34:2	AXYS MLM-001	MLM-001													Y																					
	Phosphatidylcholine diacyl C34:3	AXYS MLM-001	MLM-001													Y																					
	Phosphatidylcholine diacyl C34:4	AXYS MLM-001	MLM-001													Y																					
	Phosphatidylcholine diacyl C36:0	AXYS MLM-001	MLM-001													Y																					
	Phosphatidylcholine diacyl C36:1	AXYS MLM-001	MLM-001													Y																					
	Phosphatidylcholine diacyl C36:2	AXYS MLM-001	MLM-001													Y																					
	Phosphatidylcholine diacyl C36:3	AXYS MLM-001	MLM-001													Y																					
	Phosphatidylcholine diacyl C36:4	AXYS MLM-001	MLM-001													Y																					
	Phosphatidylcholine diacyl C36:5	AXYS MLM-001	MLM-001													Y																					
	Phosphatidylcholine diacyl C36:6	AXYS MLM-001	MLM-001													Y																					
	Phosphatidylcholine diacyl C38:0	AXYS MLM-001	MLM-001													Y																					
	Phosphatidylcholine diacyl C38:1	AXYS MLM-001	MLM-001													Y																					
	Phosphatidylcholine diacyl C38:3	AXYS MLM-001	MLM-001													Y																					
	Phosphatidylcholine diacyl C38:4	AXYS MLM-001	MLM-001													Y																					
	Phosphatidylcholine diacyl C38:5	AXYS MLM-001	MLM-001													Y																					
	Phosphatidylcholine diacyl C38:6	AXYS MLM-001	MLM-001													Y																					
	Phosphatidylcholine diacyl C40:1	AXYS MLM-001	MLM-001													Y																					
	Phosphatidylcholine diacyl C40:2	AXYS MLM-001	MLM-001													Y																					
	Phosphatidylcholine diacyl C40:3	AXYS MLM-001	MLM-001													Y																					
	Phosphatidylcholine diacyl C40:4	AXYS MLM-001	MLM-001													Y																					
	Phosphatidylcholine diacyl C40:5	AXYS MLM-001	MLM-001													Y																					
	Phosphatidylcholine diacyl C40:6	AXYS MLM-001	MLM-001													Y																					
	Phosphatidylcholine diacyl C42:0	AXYS MLM-001	MLM-001													Y																					
	Phosphatidylcholine diacyl C42:1	AXYS MLM-001	MLM-001													Y																					
	Phosphatidylcholine diacyl C42:2	AXYS MLM-001	MLM-001													Y																					
	Phosphatidylcholine diacyl C42:4	AXYS MLM-001	MLM-001													Y																					
	Phosphatidylcholine diacyl C42:5	AXYS MLM-001	MLM-001													Y																					
	Phosphatidylcholine diacyl C42:6	AXYS MLM-001	MLM-001													Y																					
	Pimelylcarnitine	AXYS MLM-001	MLM-001													Y																					
	Proline	AXYS MLM-001	MLM-001													Y																					
	Propenoylcarnitine	AXYS MLM-001	MLM-001													Y																					
	Propionylcarnitine	AXYS MLM-001	MLM-001													Y																					
	Putrescine	AXYS MLM-001	MLM-001													Y																					
	Sarcosine	AXYS MLM-001	MLM-001													Y																					
	Serine	AXYS MLM-001	MLM-001													Y																					

Accreditation Scope

AXYS Analytical Services Ltd.
file ref.: ACC-101 Rev.23

Compound Class	Compound	Accredited Method ID	AXYS Method ID	Pulp: CALA	Serum: CALA	Solids: CALA	Solids: California DPH	Solids: Florida DOH	Solids: Minnesota DOH	Solids: New Jersey DEP	Solids: New York DOH	Solids: Virginia DGS	Solids: Washington DE	Solids: Maine DOH	Solids: ANAB	Tissue: CALA	Tissue: Florida DOH	Tissue: Minnesota DOH	Tissue: New Jersey DEP	Tissue: Virginia DGS	Tissue: ANAB	Urine: CALA	Water: CALA	Water, Drinking: Florida DOH	Water, Drinking: Minnesota DOH	Water, Drinking: New Jersey DEP	Water, Drinking: ANAB	Water, Non-Potable: California DPH	Water, Non-Potable: Florida DOH	Water, Non-Potable: Minnesota DOH	Water, Non-Potable: New Jersey DEP	Water, Non-Potable: New York DOH	Water, Non-Potable: Virginia DGS	Water, Non-Potable: Washington DE*	Water, Non-Potable: Maine DOH	Water, Non-Potable: ANAB	Water, Non-Potable: Pennsylvania DEP
	Serotonin	AXYS MLM-001	MLM-001													Y																				
	Spermidine	AXYS MLM-001	MLM-001													Y																				
	Spermine	AXYS MLM-001	MLM-001													Y																				
	Sphingomyeline C16:0	AXYS MLM-001	MLM-001													Y																				
	Sphingomyeline C16:1	AXYS MLM-001	MLM-001													Y																				
	Sphingomyeline C18:0	AXYS MLM-001	MLM-001													Y																				
	Sphingomyeline C18:1	AXYS MLM-001	MLM-001													Y																				
	Sphingomyeline C20:2	AXYS MLM-001	MLM-001													Y																				
	Sphingomyeline C22:3	AXYS MLM-001	MLM-001													Y																				
	Sphingomyeline C24:0	AXYS MLM-001	MLM-001													Y																				
	Sphingomyeline C24:1	AXYS MLM-001	MLM-001													Y																				
	Sphingomyeline C26:0	AXYS MLM-001	MLM-001													Y																				
	Sphingomyeline C26:1	AXYS MLM-001	MLM-001													Y																				
	Symmetric dimethylarginine	AXYS MLM-001	MLM-001													Y																				
	Taurine	AXYS MLM-001	MLM-001													Y																				
	taurochenodeoxycholic acid	AXYS MLM-001	MLM-001													Y																				
	taurocholic acid	AXYS MLM-001	MLM-001													Y																				
	taurodeoxycholic acid	AXYS MLM-001	MLM-001													Y																				
	taurolithocholic acid	AXYS MLM-001	MLM-001													Y																				
	tauroursodexoycholic acid	AXYS MLM-001	MLM-001													Y																				
	Tetradecadienylcarnitine	AXYS MLM-001	MLM-001													Y																				
	tetradecanoic acid (myristic acid)	AXYS MLM-001	MLM-001													Y																				
	Tetradecanoylcarnitine	AXYS MLM-001	MLM-001													Y																				
	Tetradecenoylcarnitine	AXYS MLM-001	MLM-001													Y																				
	Threonine	AXYS MLM-001	MLM-001													Y																				
	Tiglylcarnitine	AXYS MLM-001	MLM-001													Y																				
	Total dimethylarginine	AXYS MLM-001	MLM-001													Y																				
	Tryptophan	AXYS MLM-001	MLM-001													Y																				
	Tyrosine	AXYS MLM-001	MLM-001													Y																				
	ursodexoycholic acid	AXYS MLM-001	MLM-001													Y																				
	Valerylcarnitine	AXYS MLM-001	MLM-001													Y																				
	Valine	AXYS MLM-001	MLM-001													Y																				
TBBPA	Tetrabromobisphenol A	AXYS MLA-079	MLA-079		Y																															

Note*
Analysis of pesticides and PCBs in non-potable water samples by AXYS method MLA-007, with the exception of NPDES or State permitted discharges and Stormwater applications, may fall within the scope of Washington State Department of Ecology solids matrix accreditation, subject to approval of the Ecology Project Manager.

Legend

BPA and mPE	Bisphenol A and mono-Phthalate Esters
HBCDD	Hexabromocyclododecane
OC Pesticides	Organochlorine Pesticides
PAH	Polycyclic Aromatic Hydrocarbons
PBDPE	Polybrominated diphenylethers
PCB	Polychlorinated Biphenyls
PCDDF	Polychlorinated dibenzodioxins/furans
PFC	Perfluorinated Compounds
PPCP	Pharmaceutical and Personal Care Products
TBBPA	Tetrabromobisphenol A
California DPH	California Department of Public Health, Lab ID 2911
Florida DOH	Florida Department of Health, Lab ID E871007, (NELAC Standard)
Pennsylvania DEP	Pennsylvania Departmnent of Environmental Protection
Minnesota DOH	Minnesota Department of Health, Lab ID 232-999-430, (NELAC Standard)
New Jersey DEP	New Jersey Department of Environmental Protection, Lab ID CANA005, (NELAC Standard)
New York DOH	New York Department of Health, Lab ID 11674, (NELAC Standard)
Washington DE	Washington Department of Ecology, Lab ID C404
Virginia DGS	Virginia Department of General Services, Division of Consolidated Laboratory Services, Lab ID 460224, (NELAC Standard)
Maine DOH	Maine Center for Disease Control and Prevention, Department of Health and Human Services, Lab ID CN00003
CALA	Canadian Association for Laboratory Accreditation Inc., Lab ID A2637, (ISO/IEC 17025:2005 Standard)
ANAB	ANSI-ASQ National Accreditation Board, certificate AT-1861, (ISO/IEC 17025:2005 Standard)

AXYS | Axys Analytical Services Ltd
2045 Mills Road West
SIDNEY, BRITISH COLUMBIA, CANADA V8L 5X2
TEL 250-655-5800 FAX 250-655-5811
www.axysanalytical.com

AXYS Client No.: 4765

Client Address: ARCADIS U.S., Inc.
630 Plaza Drive, Suite 600
Highlands Ranch, CO, US, 80129

The AXYS contact for these data is Kirsten Anderson.

BATCH SUMMARY

Batch ID: WG51719	***Date:*** 17-Jul-2015
Analysis Type: PAH	***Matrix Type:*** Tissue

BATCH MAKEUP

Contract: 4765

Samples:

L23192-16	137 Top
L23437-1	57 Top
L23437-2	58 Middle
L23437-3	59 Bottom
L23437-4	60 Top
L23437-5	61 Middle
L23437-6	62 Bottom
L23437-7	63 Top
L23437-8	64 Middle
L23437-9	65 Bottom
L23437-10	66 Top
L23437-11	67 Middle
L23437-12	68 Bottom

Blank: WG51719-101

Reference or Spike: WG51719-102

Duplicate:

Comments:

1. Data are considered final.
2. Data are not blank corrected.

Copyright AXYS Analytical Services Ltd
February 1993

AXYS METHOD MLA-021 Rev 12

Form 3A
INITIAL CALIBRATION RELATIVE RESPONSES

AXYS ANALYTICAL SERVICES
2045 MILLS RD., SIDNEY, B.C., CANADA
V8L 5X2 TEL (250) 655-5800 FAX (250) 655-5811

Initial Calibration Date: 08-Jul-2015

Instrument ID: LR GC/MS

GC Column ID: RTX5

CS0 Data Filename: N/A
CS1 Data Filename: PH5U0282.D
CS2 Data Filename: PH5U0283.D
CS3 Data Filename: PH5U0284.D
CS4 Data Filename: PH5U0286.D
CS5 Data Filename: PH5U0285.D
CS6 Data Filename: N/A

		RELATIVE RESPONSE (RR)								
COMPOUND	**LAB FLAG [1]**	**CS0**	**CS1**	**CS2**	**CS3**	**CS4**	**CS5**	**CS6**	**MEAN RR**	**CV (%RSD)[2]**
Naphthalene			1.17	1.19	1.18	1.20	1.22		1.19	1.68
Acenaphthylene			1.19	1.22	1.22	1.24	1.27		1.23	2.31
Acenaphthene			0.67	0.69	0.69	0.72	0.72		0.70	3.13
Fluorene			0.76	0.74	0.76	0.78	0.82		0.77	3.90
Phenanthrene			1.18	1.18	1.18	1.19	1.21		1.19	1.15
Anthracene			1.12	1.14	1.17	1.18	1.22		1.17	3.29
Fluoranthene			1.34	1.39	1.41	1.43	1.45		1.40	2.96
Pyrene			1.41	1.46	1.47	1.47	1.46		1.45	1.75
Benz[a]anthracene			1.49	1.49	1.50	1.51	1.54		1.51	1.46
Chrysene			1.24	1.28	1.31	1.33	1.31		1.29	2.84
Benzo[b]fluoranthene			1.65	1.60	1.59	1.59	1.62		1.61	1.61
Benzo[j,k]fluoranthenes			1.17	1.25	1.24	1.26	1.25		1.24	2.86
Benzo[e]pyrene			1.27	1.32	1.37	1.38	1.38		1.35	3.58
Benzo[a]pyrene			1.27	1.33	1.38	1.42	1.43		1.37	4.78
Perylene			1.34	1.42	1.50	1.57	1.61		1.49	7.30
Dibenz[a,h]anthracene			1.48	1.49	1.60	1.68	1.72		1.59	6.80
Indeno[1,2,3-cd]pyrene			1.39	1.41	1.42	1.45	1.50		1.43	2.94
Benzo[ghi]perylene			1.34	1.40	1.42	1.47	1.51		1.43	4.47
2-Methylnaphthalene			1.26	1.28	1.27	1.29	1.32		1.28	1.63
2,6-Dimethylnaphthalene			1.26	1.26	1.26	1.28	1.29		1.27	1.13
2,3,5-Trimethylnaphthalene			1.06	1.08	1.08	1.12	1.15		1.10	3.39
1-Methylphenanthrene			0.77	0.77	0.80	0.86	0.88		0.82	5.84
Dibenzothiophene			1.19	1.20	1.20	1.22	1.23		1.21	1.14

(1) Where applicable, custom lab flags have been used on this report.
(2) QC limit is 20% for native compounds with a labeled analog, 35% for those without a labeled analog.

These data are validated and reported as accurate and in accord with AXYS Analytical Services Ltd. ISO17025 compliant quality assurance processes.
Signed: _____Simin Yassari_____

For Axys Internal Use Only [XSL Template: Form3A.xsl; Created: 17-Jul-2015 11:13:16; Application: XMLTransformer-1.14.15;
Report Filename: GENERIC-SPECS_PAH_LO_08-Jul-2015_PH5U__Form3A_GS60148.html; Workgroup: WG51719; Design ID: 2591]

AXYS METHOD MLA-021 Rev 12

Form 3B
INITIAL CALIBRATION RELATIVE RESPONSES

AXYS ANALYTICAL SERVICES
2045 MILLS RD., SIDNEY, B.C., CANADA
V8L 5X2 TEL (250) 655-5800 FAX (250) 655-5811

Initial Calibration Date: 08-Jul-2015

Instrument ID: LR GC/MS

GC Column ID: RTX5

CS0 Data Filename: N/A

CS1 Data Filename: PH5U0282.D

CS2 Data Filename: PH5U0283.D

CS3 Data Filename: PH5U0284.D

CS4 Data Filename: PH5U0286.D

CS5 Data Filename: PH5U0285.D

CS6 Data Filename: N/A

		RELATIVE RESPONSE (RR)								
LABELED COMPOUND	**LAB FLAG [1]**	**CS0**	**CS1**	**CS2**	**CS3**	**CS4**	**CS5**	**CS6**	**MEAN RR**	**CV (%RSD)[2]**
Naphthalene d-8			1.83	1.81	1.82	1.78	1.77		1.80	1.43
2-Methylnaphthalene d-10			1.13	1.12	1.13	1.11	1.10		1.12	0.96
2,6-Dimethylnaphthalene d-12			0.97	0.97	0.97	0.98	0.98		0.97	0.44
Acenaphthylene d-8			1.90	1.90	1.88	1.81	1.88		1.87	2.01
Dibenzothiophene d-8			0.92	0.91	0.92	0.90	0.91		0.91	0.70
Phenanthrene d-10			0.94	0.95	0.95	0.93	0.93		0.94	1.09
Fluoranthene d-10			0.93	0.90	0.93	0.92	0.93		0.92	1.15
Benzo[a]anthracene d-12			0.81	0.79	0.80	0.81	0.81		0.80	0.99
Chrysene d-12			0.96	0.95	0.96	0.97	0.99		0.97	1.51
Benzo[b]fluoranthene d-12			0.89	0.89	0.88	0.89	0.90		0.89	0.94
Benzo[k]fluoranthene d-12			1.17	1.16	1.20	1.24	1.30		1.21	4.66
Benzo[a]pyrene d-12			0.95	0.94	0.95	0.97	1.01		0.96	2.78
Perylene d-12			0.85	0.84	0.85	0.87	0.88		0.86	1.74
Dibenzo[a,h]anthracene d-14			0.76	0.75	0.76	0.78	0.81		0.77	2.79
Indeno[1,2,3-cd]pyrene d-12			0.93	0.89	0.91	0.93	0.92		0.92	1.63
Benzo[ghi]perylene d-12			0.98	0.99	0.99	1.02	1.03		1.00	2.20

(1) Where applicable, custom lab flags have been used on this report.
(2) QC limit is 35% for labeled compounds.

These data are validated and reported as accurate and in accord with AXYS Analytical Services Ltd. ISO17025 compliant quality assurance processes.

Signed: _____Simin Yassari_____

For Axys Internal Use Only [XSL Template: Form3B.xsl; Created: 17-Jul-2015 11:13:16; Application: XMLTransformer-1.14.15;
Report Filename: GENERIC-SPECS_PAH_LO_08-Jul-2015_PH5U__Form3B_GS60148.html; Workgroup: WG51719; Design ID: 2591]

AXYS METHOD MLA-021 Rev 12

Form 3C
INITIAL CALIBRATION ION ABUNDANCE RATIOS

AXYS ANALYTICAL SERVICES
2045 MILLS RD., SIDNEY, B.C., CANADA
V8L 5X2 TEL (250) 655-5800 FAX (250) 655-5811

Initial Calibration Date: 08-Jul-2015

Instrument ID: LR GC/MS

GC Column ID: RTX5

CS0 Data Filename: N/A
CS1 Data Filename: PH5U0282.D
CS2 Data Filename: PH5U0283.D
CS3 Data Filename: PH5U0284.D
CS4 Data Filename: PH5U0286.D
CS5 Data Filename: PH5U0285.D
CS6 Data Filename: N/A

COMPOUND	LAB FLAG [1]	M/Z's FORMING RATIO	ION ABUNDANCE RATIO CS0	CS1	CS2	CS3	CS4	CS5	CS6
Naphthalene		**128,102**		0.07	0.06	0.06	0.06	0.06	
Acenaphthylene		**152,151**		0.19	0.20	0.19	0.19	0.19	
Acenaphthene		**154,153**		1.11	1.11	1.12	1.12	1.12	
Fluorene		**166,165**		0.94	0.98	0.97	0.97	0.97	
Phenanthrene		**178,176**		0.19	0.18	0.19	0.19	0.19	
Anthracene		**178,176**		0.18	0.18	0.18	0.18	0.18	
Fluoranthene		**202,200**		0.20	0.20	0.20	0.20	0.20	
Pyrene		**202,200**		0.21	0.20	0.20	0.20	0.20	
Benz[a]anthracene		**228,226**		0.25	0.25	0.26	0.26	0.26	
Chrysene		**228,226**		0.29	0.28	0.29	0.29	0.29	
Benzo[b]fluoranthene		**252,253**		0.24	0.23	0.21	0.22	0.21	
Benzo[j,k]fluoranthenes		**252,253**		0.23	0.21	0.21	0.21	0.21	
Benzo[e]pyrene		**252,253**		0.22	0.21	0.21	0.22	0.21	
Benzo[a]pyrene		**252,253**		0.21	0.21	0.21	0.22	0.22	
Perylene		**252,253**		0.23	0.21	0.21	0.21	0.21	
Dibenz[a,h]anthracene		**278,139**		0.14	0.13	0.14	0.14	0.14	
Indeno[1,2,3-cd]pyrene		**276,138**		0.24	0.20	0.18	0.18	0.18	
Benzo[ghi]perylene		**276,138**		0.19	0.20	0.19	0.19	0.19	
2-Methylnaphthalene		**142,141**		0.85	0.87	0.87	0.87	0.87	
2,6-Dimethylnaphthalene		**156,141**		0.66	0.65	0.66	0.66	0.66	
2,3,5-Trimethylnaphthalene		**170,155**		0.85	0.87	0.87	0.87	0.87	
1-Methylphenanthrene		**192,191**		0.57	0.56	0.58	0.58	0.58	
Dibenzothiophene		**184,152**		0.08	0.08	0.08	0.08	0.08	

(1) Where applicable, custom lab flags have been used on this report.

These data are validated and reported as accurate and in accord with AXYS Analytical Services Ltd. ISO17025 compliant quality assurance processes.
Signed: _____Simin Yassari_____

For Axys Internal Use Only [XSL Template: Form3C.xsl; Created: 17-Jul-2015 11:13:16; Application: XMLTransformer-1.14.15;
Report Filename: GENERIC-SPECS_PAH_LO_08-Jul-2015_PH5U__Form3C_GS60148.html; Workgroup: WG51719; Design ID: 2591]

AXYS METHOD MLA-021 Rev 12

Form 3D
INITIAL CALIBRATION ION ABUNDANCE RATIOS

AXYS ANALYTICAL SERVICES
2045 MILLS RD., SIDNEY, B.C., CANADA
V8L 5X2 TEL (250) 655-5800 FAX (250) 655-5811

Initial Calibration Date: 08-Jul-2015

Instrument ID: LR GC/MS

GC Column ID: RTX5

CS0 Data Filename: N/A

CS1 Data Filename: PH5U0282.D

CS2 Data Filename: PH5U0283.D

CS3 Data Filename: PH5U0284.D

CS4 Data Filename: PH5U0286.D

CS5 Data Filename: PH5U0285.D

CS6 Data Filename: N/A

LABELED COMPOUND	LAB FLAG[1]	M/Z's FORMING RATIO	ION ABUNDANCE RATIO CS0	CS1	CS2	CS3	CS4	CS5	CS6
Naphthalene d-8		**136,134**		0.09	0.09	0.09	0.09	0.09	
2-Methylnaphthalene d-10		**152,151**		0.17	0.17	0.17	0.17	0.17	
2,6-Dimethylnaphthalene d-12		**168,150**		0.74	0.73	0.74	0.73	0.73	
Acenaphthylene d-8		**160,158**		0.15	0.15	0.15	0.15	0.15	
Dibenzothiophene d-8		**192,160**		0.08	0.08	0.08	0.08	0.08	
Phenanthrene d-10		**188,184**		0.14	0.14	0.14	0.14	0.14	
Fluoranthene d-10		**212,208**		0.17	0.16	0.17	0.17	0.17	
Benzo[a]anthracene d-12		**240,236**		0.24	0.24	0.25	0.24	0.24	
Chrysene d-12		**240,236**		0.27	0.26	0.27	0.27	0.26	
Benzo[b]fluoranthene d-12		**264,260**		0.21	0.21	0.21	0.21	0.21	
Benzo[k]fluoranthene d-12		**264,260**		0.20	0.20	0.20	0.20	0.20	
Benzo[a]pyrene d-12		**264,260**		0.20	0.20	0.20	0.20	0.20	
Perylene d-12		**264,260**		0.25	0.26	0.26	0.26	0.26	
Dibenzo[a,h]anthracene d-14		**292,288**		0.32	0.33	0.33	0.32	0.34	
Indeno[1,2,3-cd]pyrene d-12		**288,284**		0.18	0.18	0.18	0.18	0.18	
Benzo[ghi]perylene d-12		**288,284**		0.19	0.20	0.20	0.19	0.20	

(1) Where applicable, custom lab flags have been used on this report.

These data are validated and reported as accurate and in accord with AXYS Analytical Services Ltd. ISO17025 compliant quality assurance processes.
Signed: _____Simin Yassari_____

For Axys Internal Use Only [XSL Template: Form3D.xsl; Created: 17-Jul-2015 11:13:16; Application: XMLTransformer-1.14.15;
Report Filename: GENERIC-SPECS_PAH_LO_08-Jul-2015_PH5U__Form3D_GS60148.html; Workgroup: WG51719; Design ID: 2591]

AXYS METHOD MLA-021 Rev 12

Form 4A
CALIBRATION VERIFICATION

AXYS ANALYTICAL SERVICES
2045 MILLS RD., SIDNEY, B.C., CANADA
V8L 5X2 TEL (250) 655-5800 FAX (250) 655-5811

Initial Calibration Date:	08-Jul-2015	**VER Data Filename:**	PH5U0291.D
Instrument ID:	LR GC/MS	**Analysis Date:**	13-Jul-2015
GC Column ID:	RTX5	**Analysis Time:**	09:04:00

COMPOUND	CAS NO.	LAB FLAG [1]	m/e ION CHANNELS	ION ABUND. RATIO	QC LIMITS	CONC. FOUND (ng/mL)	CONC. RANGE (ng/mL)
Naphthalene	91-20-3		128,102	0.07	0.06-0.08	1940	1470-2450
Acenaphthylene	208-96-8		152,151	0.19	0.15-0.23	1960	1480-2470
Acenaphthene	83-32-9		154,153	1.11	0.89-1.33	2060	1490-2490
Fluorene	86-73-7		166,165	0.97	0.78-1.16	1910	1460-2440
Phenanthrene	85-01-8		178,176	0.19	0.15-0.23	1960	1480-2470
Anthracene	120-12-7		178,176	0.18	0.14-0.22	1970	1490-2480
Fluoranthene	206-44-0		202,200	0.20	0.16-0.24	1980	1490-2480
Pyrene	129-00-0		202,200	0.20	0.16-0.24	1900	1470-2440
Benz[a]anthracene	56-55-3		228,226	0.26	0.21-0.31	1890	1470-2460
Chrysene	218-01-9		228,226	0.29	0.23-0.35	1950	1490-2480
Benzo[b]fluoranthene	205-99-2		252,253	0.22	0.18-0.26	1870	1480-2470
Benzo[j,k]fluoranthenes			252,253	0.21	0.17-0.25	1930	1480-2460
Benzo[e]pyrene	192-97-2		252,253	0.22	0.18-0.26	1950	1490-2490
Benzo[a]pyrene	50-32-8		252,253	0.21	0.17-0.25	1970	1490-2480
Perylene	198-55-0		252,253	0.21	0.17-0.25	1990	1490-2490
Dibenz[a,h]anthracene	53-70-3		278,139	0.13	0.08-0.18	1950	1490-2490
Indeno[1,2,3-cd]pyrene	193-39-5		276,138	0.17	0.11-0.23	1880	1480-2460
Benzo[ghi]perylene	191-24-2		276,138	0.18	0.12-0.24	1920	1480-2460
2-Methylnaphthalene	91-57-6		142,141	0.87	0.70-1.04	2000	1530-2550
2,6-Dimethylnaphthalene	581-42-0		156,141	0.65	0.52-0.78	1960	1500-2500
2,3,5-Trimethylnaphthalene	2245-38-7		170,155	0.86	0.69-1.03	1970	1460-2440
1-Methylphenanthrene	832-69-9		192,191	0.58	0.46-0.70	1650	1220-2030
Dibenzothiophene	132-65-0		184,152	0.08	0.06-0.10	1970	1500-2500

(1) Where applicable, custom lab flags have been used on this report.

These data are validated and reported as accurate and in accord with AXYS Analytical Services Ltd. ISO17025 compliant quality assurance processes.
Signed: _____Simin Yassari_____

For Axys Internal Use Only [XSL Template: Pest4A.xsl; Created: 17-Jul-2015 11:13:16; Application: XMLTransformer-1.14.15;
Report Filename: GENERIC-SPECS_PAH_LO_PH5U0291.D__Form4A_SJ1908840.html; Workgroup: WG51719; Design ID: 2591]

AXYS METHOD MLA-021 Rev 12

Form 4B
CALIBRATION VERIFICATION

AXYS ANALYTICAL SERVICES
2045 MILLS RD., SIDNEY, B.C., CANADA
V8L 5X2 TEL (250) 655-5800 FAX (250) 655-5811

Initial Calibration Date:	08-Jul-2015	**VER Data Filename:**	PH5U0291.D
Instrument ID:	LR GC/MS	**Analysis Date:**	13-Jul-2015
GC Column ID:	RTX5	**Analysis Time:**	09:04:00

LABELED COMPOUND	CAS NO.	LAB FLAG [1]	m/e ION CHANNELS	ION ABUND. RATIO	QC LIMITS	CONC. FOUND (ng/mL)	CONC. RANGE (ng/mL)
Naphthalene d-8	1146-65-2		136,134	0.09	0.07-0.11	2030	1500-2500
2-Methylnaphthalene d-10	7297-45-2		152,151	0.17	0.14-0.20	2030	1500-2500
2,6-Dimethylnaphthalene d-12	350820-12-1		168,150	0.73	0.58-0.88	2050	1510-2520
Acenaphthylene d-8	93951-97-4		160,158	0.15	0.12-0.18	1910	1500-2500
Dibenzothiophene d-8	33262-29-2		192,160	0.08	0.06-0.10	1940	1510-2510
Phenanthrene d-10	1517-22-2		188,184	0.14	0.11-0.17	1990	1510-2510
Fluoranthene d-10	93951-69-0		212,208	0.17	0.14-0.20	2010	1500-2510
Benzo[a]anthracene d-12	1718-53-2		240,236	0.24	0.19-0.29	1990	1500-2500
Chrysene d-12	1719-03-5		240,236	0.26	0.21-0.31	1980	1500-2500
Benzo[b]fluoranthene d-12	93951-98-5		264,260	0.21	0.17-0.25	2050	1520-2530
Benzo[k]fluoranthene d-12	93952-01-3		264,260	0.20	0.16-0.24	2050	1500-2510
Benzo[a]pyrene d-12	63466-71-7		264,260	0.20	0.16-0.24	2030	1500-2510
Perylene d-12	1520-96-3		264,260	0.25	0.20-0.30	2050	1510-2510
Dibenzo[a,h]anthracene d-14	13250-98-1		292,288	0.31	0.20-0.42	2130	1500-2500
Indeno[1,2,3-cd]pyrene d-12	203578-33-0		288,284	0.18	0.12-0.24	2060	1500-2500
Benzo[ghi]perylene d-12	93951-66-7		288,284	0.19	0.12-0.26	2060	1500-2510

(1) Where applicable, custom lab flags have been used on this report.

These data are validated and reported as accurate and in accord with AXYS Analytical Services Ltd. ISO17025 compliant quality assurance processes.
Signed: _____Simin Yassari_____

For Axys Internal Use Only [XSL Template: Pest4B.xsl; Created: 17-Jul-2015 11:13:16; Application: XMLTransformer-1.14.15;
Report Filename: GENERIC-SPECS_PAH_LO_PH5U0291.D__Form4B_SJ1908840.html; Workgroup: WG51719; Design ID: 2591]

AXYS METHOD MLA-021 Rev 12

Form 4A
CALIBRATION VERIFICATION

AXYS ANALYTICAL SERVICES
2045 MILLS RD., SIDNEY, B.C., CANADA
V8L 5X2 TEL (250) 655-5800 FAX (250) 655-5811

Initial Calibration Date:	08-Jul-2015	**VER Data Filename:**	PH5U0305.D
Instrument ID:	LR GC/MS	**Analysis Date:**	13-Jul-2015
GC Column ID:	RTX5	**Analysis Time:**	19:32:00

COMPOUND	CAS NO.	LAB FLAG [1]	m/e ION CHANNELS	ION ABUND. RATIO	QC LIMITS	CONC. FOUND (ng/mL)	CONC. RANGE (ng/mL)
Naphthalene	91-20-3		128,102	0.06	0.05-0.07	1940	1470-2450
Acenaphthylene	208-96-8		152,151	0.19	0.15-0.23	1980	1480-2470
Acenaphthene	83-32-9		154,153	1.12	0.90-1.34	2080	1490-2490
Fluorene	86-73-7		166,165	0.97	0.78-1.16	1950	1460-2440
Phenanthrene	85-01-8		178,176	0.19	0.15-0.23	1950	1480-2470
Anthracene	120-12-7		178,176	0.18	0.14-0.22	1960	1490-2480
Fluoranthene	206-44-0		202,200	0.20	0.16-0.24	1980	1490-2480
Pyrene	129-00-0		202,200	0.20	0.16-0.24	1900	1470-2440
Benz[a]anthracene	56-55-3		228,226	0.26	0.21-0.31	1910	1470-2460
Chrysene	218-01-9		228,226	0.29	0.23-0.35	1960	1490-2480
Benzo[b]fluoranthene	205-99-2		252,253	0.22	0.18-0.26	1880	1480-2470
Benzo[j,k]fluoranthenes			252,253	0.21	0.17-0.25	1910	1480-2460
Benzo[e]pyrene	192-97-2		252,253	0.21	0.17-0.25	1980	1490-2490
Benzo[a]pyrene	50-32-8		252,253	0.21	0.17-0.25	2010	1490-2480
Perylene	198-55-0		252,253	0.21	0.17-0.25	2020	1490-2490
Dibenz[a,h]anthracene	53-70-3		278,139	0.13	0.08-0.18	1960	1490-2490
Indeno[1,2,3-cd]pyrene	193-39-5		276,138	0.16	0.10-0.22	1920	1480-2460
Benzo[ghi]perylene	191-24-2		276,138	0.18	0.12-0.24	1970	1480-2460
2-Methylnaphthalene	91-57-6		142,141	0.87	0.70-1.04	2000	1530-2550
2,6-Dimethylnaphthalene	581-42-0		156,141	0.65	0.52-0.78	1960	1500-2500
2,3,5-Trimethylnaphthalene	2245-38-7		170,155	0.86	0.69-1.03	1990	1460-2440
1-Methylphenanthrene	832-69-9		192,191	0.58	0.46-0.70	1650	1220-2030
Dibenzothiophene	132-65-0		184,152	0.08	0.06-0.10	1950	1500-2500

(1) Where applicable, custom lab flags have been used on this report.

These data are validated and reported as accurate and in accord with AXYS Analytical Services Ltd. ISO17025 compliant quality assurance processes.
Signed: _____Simin Yassari_____

For Axys Internal Use Only [XSL Template: Pest4A.xsl; Created: 17-Jul-2015 11:13:16; Application: XMLTransformer-1.14.15;
Report Filename: GENERIC-SPECS_PAH_LO_PH5U0305.D__Form4A_SJ1909422.html; Workgroup: WG51719; Design ID: 2591]

AXYS METHOD MLA-021 Rev 12

Form 4B
CALIBRATION VERIFICATION

AXYS ANALYTICAL SERVICES
2045 MILLS RD., SIDNEY, B.C., CANADA
V8L 5X2 TEL (250) 655-5800 FAX (250) 655-5811

Initial Calibration Date:	08-Jul-2015	**VER Data Filename:**	PH5U0305.D
Instrument ID:	LR GC/MS	**Analysis Date:**	13-Jul-2015
GC Column ID:	RTX5	**Analysis Time:**	19:32:00

LABELED COMPOUND	CAS NO.	LAB FLAG [1]	m/e ION CHANNELS	ION ABUND. RATIO	QC LIMITS	CONC. FOUND (ng/mL)	CONC. RANGE (ng/mL)
Naphthalene d-8	1146-65-2		136,134	0.09	0.07-0.11	1970	1500-2500
2-Methylnaphthalene d-10	7297-45-2		152,151	0.17	0.14-0.20	1970	1500-2500
2,6-Dimethylnaphthalene d-12	350820-12-1		168,150	0.72	0.58-0.86	2020	1510-2520
Acenaphthylene d-8	93951-97-4		160,158	0.15	0.12-0.18	1890	1500-2500
Dibenzothiophene d-8	33262-29-2		192,160	0.08	0.06-0.10	1990	1510-2510
Phenanthrene d-10	1517-22-2		188,184	0.14	0.11-0.17	2020	1510-2510
Fluoranthene d-10	93951-69-0		212,208	0.17	0.14-0.20	2040	1500-2510
Benzo[a]anthracene d-12	1718-53-2		240,236	0.24	0.19-0.29	1990	1500-2500
Chrysene d-12	1719-03-5		240,236	0.26	0.21-0.31	2030	1500-2500
Benzo[b]fluoranthene d-12	93951-98-5		264,260	0.21	0.17-0.25	2000	1520-2530
Benzo[k]fluoranthene d-12	93952-01-3		264,260	0.20	0.16-0.24	2090	1500-2510
Benzo[a]pyrene d-12	63466-71-7		264,260	0.20	0.16-0.24	2010	1500-2510
Perylene d-12	1520-96-3		264,260	0.25	0.20-0.30	2030	1510-2510
Dibenzo[a,h]anthracene d-14	13250-98-1		292,288	0.33	0.21-0.45	2090	1500-2500
Indeno[1,2,3-cd]pyrene d-12	203578-33-0		288,284	0.18	0.12-0.24	1990	1500-2500
Benzo[ghi]perylene d-12	93951-66-7		288,284	0.19	0.12-0.26	1980	1500-2510

(1) Where applicable, custom lab flags have been used on this report.

These data are validated and reported as accurate and in accord with AXYS Analytical Services Ltd. ISO17025 compliant quality assurance processes.
Signed: _____Simin Yassari_____

For Axys Internal Use Only [XSL Template: Pest4B.xsl; Created: 17-Jul-2015 11:13:16; Application: XMLTransformer-1.14.15;
Report Filename: GENERIC-SPECS_PAH_LO_PH5U0305.D__Form4B_SJ1909422.html; Workgroup: WG51719; Design ID: 2591]

AXYS METHOD MLA-021 Rev 12

Form 1A

ANALYSIS REPORT

CLIENT SAMPLE NO.
137 Top
Sample Collection:
N/A

AXYS ANALYTICAL SERVICES
2045 MILLS RD., SIDNEY, B.C., CANADA
V8L 5X2 TEL (250) 655-5800 FAX (250) 655-5811

Project No.	06262044.0000		
Contract No.:	4765	**Lab Sample I.D.:**	L23192-16 R
Matrix:	TISSUE	**Sample Size:**	2.07 g (wet)
Sample Receipt Date:	13-May-2015	**Initial Calibration Date:**	08-Jul-2015
Extraction Date:	02-Jul-2015	**Instrument ID:**	LR GC/MS
Analysis Date:	13-Jul-2015 **Time:** 13:09:00	**GC Column ID:**	RTX5
Extract Volume (uL):	500	**Sample Data Filename:**	**PH5U0296.D**
Injection Volume (uL):	1.0	**Blank Data Filename:**	PH5U0295.D
Dilution Factor:	N/A	**Cal. Ver. Data Filename:**	PH5U0291.D
Concentration Units:	ng/g (wet weight basis)	**% Moisture:**	6.29

This page is part of a total report that contains information necessary for accreditation compliance.
This test is not NELAP accredited. Sample results relate only to the sample tested.

COMPOUND	CAS NO.	LAB FLAG [1]	CONC. FOUND	REPORTING LIMIT (RL)[2]	ION ABUND. RATIO	RRT
Naphthalene	91-20-3	B J	4.13	0.394 (S)	0.07	1.006
Acenaphthylene	208-96-8	K J	0.347	0.312 (S)	0.39	1.003
Acenaphthene	83-32-9	J	1.04	0.482 (S)	1.24	1.048
Fluorene	86-73-7	B J	0.591	0.275 (S)	0.98	0.844
Phenanthrene	85-01-8		15.7	0.184 (S)	0.18	1.004
Anthracene	120-12-7	J	2.18	0.187 (S)	0.18	1.012
Fluoranthene	206-44-0		44.2	0.123 (S)	0.19	1.002
Pyrene	129-00-0		39.0	0.118 (S)	0.19	1.033
Benz[a]anthracene [3]	56-55-3		24.6	0.0850 (S)	0.26	1.003
Chrysene [4]	218-01-9		29.1	0.0763 (S)	0.29	1.003
Benzo[b]fluoranthene	205-99-2		32.5	0.216 (S)	0.23	1.004
Benzo[j,k]fluoranthenes			25.4	0.230 (S)	0.24	1.003
Benzo[e]pyrene	192-97-2		21.1	0.284 (S)	0.22	0.995
Benzo[a]pyrene	50-32-8		27.3	0.280 (S)	0.23	1.004
Perylene	198-55-0	J	8.06	0.300 (S)	0.21	1.004
Dibenz[a,h]anthracene [5]	53-70-3	J	4.62	0.314 (S)	0.11	1.003
Indeno[1,2,3-cd]pyrene	193-39-5		26.1	0.174 (S)	0.21	1.002
Benzo[ghi]perylene	191-24-2		22.6	0.153 (S)	0.18	1.002
2-Methylnaphthalene	91-57-6	B J	5.08	0.484 (S)	0.95	1.010
2,6-Dimethylnaphthalene	581-42-0	U		0.682 (S)		
2,3,5-Trimethylnaphthalene	2245-38-7	K J	1.64	0.656 (S)	0.55	1.235
1-Methylphenanthrene	832-69-9	J	1.15	0.253 (S)	0.57	1.112
Dibenzothiophene	132-65-0	B J	0.650	0.132 (S)	0.08	1.003

(1) Where applicable, custom lab flags have been used on this report; U = not detected at RL; K = peak detected but did not meet quantification criteria, result reported represents the estimated maximum possible concentration; B = analyte found in the associated blank and concentration in sample is less than 10X the concentration in the associated blank; J = concentration less than lowest calibration equivalent.
(2) Reporting Limit (Code): S = sample detection limit; M = method detection limit; L = lowest calibration level equivalent; Q = contract defined limit.
(3) May co-elute with Cyclopenta(cd)pyrene.
(4) May co-elute with Triphenylene.
(5) May co-elute with Dibenz[a,c]anthracene.

These data are validated and reported as accurate and in accord with AXYS Analytical Services Ltd. ISO17025 compliant quality assurance processes.
Signed: _____Henry Huang_____

For Axys Internal Use Only [XSL Template: Pest1A.xsl; Created: 17-Jul-2015 11:13:16; Application: XMLTransformer-1.14.15;
Report Filename: PAH_PAH_LO_LPAR_L23192-16_Form1A_PH5U0296.D_SJ1910257.html; Workgroup: WG51719; Design ID: 2591]

AXYS METHOD MLA-021 Rev 12

Form 1A

ANALYSIS REPORT

CLIENT SAMPLE NO.
Lab Blank
Sample Collection:
N/A

AXYS ANALYTICAL SERVICES
2045 MILLS RD., SIDNEY, B.C., CANADA
V8L 5X2 TEL (250) 655-5800 FAX (250) 655-5811

Project No.	N/A		
Contract No.:	4765	**Lab Sample I.D.:**	WG51719-101
Matrix:	CANOLA OIL	**Sample Size:**	2.00 g
Sample Receipt Date:	N/A	**Initial Calibration Date:**	08-Jul-2015
Extraction Date:	02-Jul-2015	**Instrument ID:**	LR GC/MS
Analysis Date:	13-Jul-2015 **Time:** 12:20:00	**GC Column ID:**	RTX5
Extract Volume (uL):	500	**Sample Data Filename:**	**PH5U0295.D**
Injection Volume (uL):	1.0	**Blank Data Filename:**	PH5U0295.D
Dilution Factor:	N/A	**Cal. Ver. Data Filename:**	PH5U0291.D

Concentration Units: ng/g

This page is part of a total report that contains information necessary for accreditation compliance.
This test is not NELAP accredited. Sample results relate only to the sample tested.

COMPOUND	CAS NO.	LAB FLAG [1]	CONC. FOUND	REPORTING LIMIT (RL)[2]	ION ABUND. RATIO	RRT
Naphthalene	91-20-3	J	2.94	0.555 (S)	0.06	1.007
Acenaphthylene	208-96-8	U		0.272 (S)		
Acenaphthene	83-32-9	U		0.440 (S)		
Fluorene	86-73-7	K J	0.221	0.143 (S)	1.27	0.844
Phenanthrene	85-01-8	J	0.950	0.106 (S)	0.20	1.004
Anthracene	120-12-7	U		0.108 (S)		
Fluoranthene	206-44-0	K J	0.177	0.0555 (S)	0.26	1.002
Pyrene	129-00-0	K J	0.342	0.0535 (S)	0.26	1.033
Benz[a]anthracene [3]	56-55-3	U		0.146 (S)		
Chrysene [4]	218-01-9	K J	0.131	0.123 (S)	0.44	1.002
Benzo[b]fluoranthene	205-99-2	U		0.246 (S)		
Benzo[j,k]fluoranthenes		U		0.246 (S)		
Benzo[e]pyrene	192-97-2	U		0.372 (S)		
Benzo[a]pyrene	50-32-8	U		0.366 (S)		
Perylene	198-55-0	U		0.436 (S)		
Dibenz[a,h]anthracene [5]	53-70-3	U		0.222 (S)		
Indeno[1,2,3-cd]pyrene	193-39-5	K J	0.509	0.309 (S)	2.73	1.004
Benzo[ghi]perylene	191-24-2	U		0.279 (S)		
2-Methylnaphthalene	91-57-6	J	1.17	0.449 (S)	0.75	1.010
2,6-Dimethylnaphthalene	581-42-0	U		0.967 (S)		
2,3,5-Trimethylnaphthalene	2245-38-7	U		0.412 (S)		
1-Methylphenanthrene	832-69-9	U		0.327 (S)		
Dibenzothiophene	132-65-0	K J	0.245	0.156 (S)	0.16	1.003

(1) Where applicable, custom lab flags have been used on this report; U = not detected at RL; K = peak detected but did not meet quantification criteria, result reported represents the estimated maximum possible concentration; J = concentration less than lowest calibration equivalent.
(2) Reporting Limit (Code): S = sample detection limit; M = method detection limit; L = lowest calibration level equivalent; Q = contract defined limit.
(3) May co-elute with Cyclopenta(cd)pyrene.
(4) May co-elute with Triphenylene.
(5) May co-elute with Dibenz[a,c]anthracene.

These data are validated and reported as accurate and in accord with AXYS Analytical Services Ltd. ISO17025 compliant quality assurance processes.
Signed: _____Henry Huang_____

For Axys Internal Use Only [XSL Template: Pest1A.xsl; Created: 17-Jul-2015 11:13:16; Application: XMLTransformer-1.14.15;
Report Filename: PAH_PAH_LO_LPAR_WG51719-101_Form1A_PH5U0295.D_SJ1910255.html; Workgroup: WG51719; Design ID: 2591]

AXYS METHOD MLA-021 Rev 12

Form 2

ANALYSIS REPORT

CLIENT SAMPLE NO.
Lab Blank
Sample Collection:
N/A

AXYS ANALYTICAL SERVICES
2045 MILLS RD., SIDNEY, B.C., CANADA
V8L 5X2 TEL (250) 655-5800 FAX (250) 655-5811

Project No.	N/A		
Contract No.:	4765	**Lab Sample I.D.:**	WG51719-101
Matrix:	CANOLA OIL	**Sample Size:**	2.00 g
Sample Receipt Date:	N/A	**Initial Calibration Date:**	08-Jul-2015
Extraction Date:	02-Jul-2015	**Instrument ID:**	LR GC/MS
Analysis Date:	13-Jul-2015 **Time:** 12:20:00	**GC Column ID:**	RTX5
Extract Volume (uL):	500	**Sample Data Filename:**	**PH5U0295.D**
Injection Volume (uL):	1.0	**Blank Data Filename:**	PH5U0295.D
Dilution Factor:	N/A	**Cal. Ver. Data Filename:**	PH5U0291.D
Concentration Units:	ng absolute		

This page is part of a total report that contains information necessary for accreditation compliance.
This test is not NELAP accredited. Sample results relate only to the sample tested.

LABELED COMPOUND	LAB FLAG [1]	SPIKE CONC.	CONC. FOUND	R(%) [2]	ION ABUND. RATIO	RRT
Naphthalene d-8		2000	696	34.8	0.09	0.602
2-Methylnaphthalene d-10		2000	813	40.6	0.17	0.752
2,6-Dimethylnaphthalene d-12		2020	965	47.9	0.72	0.895
Acenaphthylene d-8		2000	899	44.9	0.15	0.961
Dibenzothiophene d-8		2010	1360	67.5	0.08	0.791
Phenanthrene d-10		2010	1500	74.5	0.14	0.807
Fluoranthene d-10		2010	1560	77.9	0.17	0.971
Benzo[a]anthracene d-12		2000	1630	81.3	0.24	1.165
Chrysene d-12		2000	1750	87.5	0.26	1.170
Benzo[b]fluoranthene d-12		2020	1660	82.1	0.20	0.957
Benzo[k]fluoranthene d-12		2010	1680	84.0	0.19	0.962
Benzo[a]pyrene d-12		2010	1460	72.9	0.19	1.009
Perylene d-12		2010	1350	67.0	0.24	1.024
Dibenzo[a,h]anthracene d-14		2000	1690	84.6	0.30	1.212
Indeno[1,2,3-cd]pyrene d-12		2000	1590	79.5	0.18	1.207
Benzo[ghi]perylene d-12		2010	1700	84.6	0.19	1.238

(1) Where applicable, custom lab flags have been used on this report.
(2) R% = percent recovery.

These data are validated and reported as accurate and in accord with AXYS Analytical Services Ltd. ISO17025 compliant quality assurance processes.
Signed: _____Henry Huang_____

For Axys Internal Use Only [XSL Template: Pest2.xsl; Created: 17-Jul-2015 11:13:16; Application: XMLTransformer-1.14.15;
Report Filename: PAH_PAH_LO_LPAR_WG51719-101_Form2_PH5U0295.D_SJ1910255.html; Workgroup: WG51719; Design ID: 2591]

AXYS METHOD MLA-021 Rev 12

Form 8A
ONGOING PRECISION AND RECOVERY (OPR)

AXYS ANALYTICAL SERVICES
2045 MILLS RD., SIDNEY, B.C., CANADA
V8L 5X2 TEL (250) 655-5800 FAX (250) 655-5811

Contract No.: 4765 **OPR Data Filename:** **PH5U0292.D**

Matrix: TISSUE **Lab Sample I.D.:** WG51719-102

Extraction Date: 02-Jul-2015 **Analysis Date:** 13-Jul-2015 **Time:** 09:53:00

ALL CONCENTRATIONS REPORTED ON THIS FORM ARE CONCENTRATIONS IN EXTRACT, BASED ON 100 uL EXTRACT.

COMPOUND	CAS NO.	LAB FLAG [1]	ION ABUND. RATIO	SPIKE CONC. (ng/mL)	CONC. FOUND (ng/mL)	OPR CONC. LIMITS (ng/mL)	% RECOVERY
Naphthalene	91-20-3		0.06	19700	19800	13800 - 25600	101
Acenaphthylene	208-96-8		0.19	19900	20100	13900 - 27800	101
Acenaphthene	83-32-9		1.12	20000	21400	14000 - 26000	107
Fluorene	86-73-7		0.98	19700	18500	11800 - 27500	93.9
Phenanthrene	85-01-8		0.19	19900	20400	14000 - 25900	103
Anthracene	120-12-7		0.18	19900	18400	14000 - 25900	92.3
Fluoranthene	206-44-0		0.20	20000	20900	14000 - 26000	104
Pyrene	129-00-0		0.20	19700	19700	13800 - 25600	100
Benz[a]anthracene	56-55-3		0.26	19800	20100	13800 - 25700	102
Chrysene	218-01-9		0.29	20000	20100	14000 - 26000	101
Benzo[b]fluoranthene	205-99-2		0.22	19900	19900	13900 - 25900	99.8
Benzo[j,k]fluoranthenes			0.22	19900	19700	13900 - 25800	99.4
Benzo[e]pyrene	192-97-2		0.22	20100	19600	14000 - 26100	97.8
Benzo[a]pyrene	50-32-8		0.22	20000	18900	14000 - 26000	94.5
Perylene	198-55-0		0.22	20100	19600	14000 - 26100	97.9
Dibenz[a,h]anthracene	53-70-3		0.13	20100	19600	14000 - 26100	97.9
Indeno[1,2,3-cd]pyrene	193-39-5		0.17	19800	20000	13900 - 25800	101
Benzo[ghi]perylene	191-24-2		0.19	19800	19600	13900 - 25800	98.9
2-Methylnaphthalene	91-57-6		0.87	20500	21000	14400 - 26700	102
2,6-Dimethylnaphthalene	581-42-0		0.65	20200	21000	14100 - 26200	104
2,3,5-Trimethylnaphthalene	2245-38-7		0.87	19600	25300	9810 - 29400	129
1-Methylphenanthrene	832-69-9		0.58	16400	18000	8180 - 24500	110
Dibenzothiophene	132-65-0		0.08	20100	20500	12100 - 28100	102

(1) Where applicable, custom lab flags have been used on this report.

These data are validated and reported as accurate and in accord with AXYS Analytical Services Ltd. ISO17025 compliant quality assurance processes.
Signed: _____Henry Huang_____

These pages are part of a larger report that may contain information necessary for full data evaluation. Results reported relate only to the sample tested.

For Axys Internal Use Only [XSL Template: Pest8A.xsl; Created: 17-Jul-2015 11:13:16; Application: XMLTransformer-1.14.15;
Report Filename: PAH_PAH_LO_LPAR_WG51719-102_Form8A_SJ1910253.html; Workgroup: WG51719; Design ID: 2591]

AXYS METHOD MLA-021 Rev 12

Form 8B
ONGOING PRECISION AND RECOVERY (OPR)

AXYS ANALYTICAL SERVICES
2045 MILLS RD., SIDNEY, B.C., CANADA
V8L 5X2 TEL (250) 655-5800 FAX (250) 655-5811

Contract No.:	4765	**OPR Data Filename:**	**PH5U0292.D**
Matrix:	TISSUE	**Lab Sample I.D.:**	WG51719-102
Extraction Date:	02-Jul-2015	**Analysis Date:**	13-Jul-2015 **Time:** 09:53:00

ALL CONCENTRATIONS REPORTED ON THIS FORM ARE CONCENTRATIONS IN EXTRACT, BASED ON 100 uL EXTRACT.

LABELED COMPOUND	CAS NO.	LAB FLAG [1]	ION ABUND. RATIO	SPIKE CONC. (ng/mL)	CONC. FOUND (ng/mL)	OPR CONC. LIMITS (ng/mL)	% RECOVERY
Naphthalene d-8	1146-65-2		0.09	20000	7000	3000-26000	35.0
2-Methylnaphthalene d-10	7297-45-2		0.17	20000	8810	4000-26000	44.1
2,6-Dimethylnaphthalene d-12	350820-12-1		0.72	20200	11200	4030-26200	55.6
Acenaphthylene d-8	93951-97-4		0.15	20000	11600	4000-26000	58.1
Dibenzothiophene d-8	33262-29-2		0.08	20100	15100	6030-26100	75.1
Phenanthrene d-10	1517-22-2		0.14	20100	15700	6030-26100	78.3
Fluoranthene d-10	93951-69-0		0.17	20100	17300	6020-26100	86.3
Benzo[a]anthracene d-12	1718-53-2		0.24	20000	17000	6000-26000	85.2
Chrysene d-12	1719-03-5		0.26	20000	17400	6000-26000	87.2
Benzo[b]fluoranthene d-12	93951-98-5		0.20	20200	17100	6060-26300	84.6
Benzo[k]fluoranthene d-12	93952-01-3		0.19	20100	17900	6020-26100	89.2
Benzo[a]pyrene d-12	63466-71-7		0.19	20100	18200	6020-26100	90.7
Perylene d-12	1520-96-3		0.24	20100	17900	6030-26100	88.9
Dibenzo[a,h]anthracene d-14	13250-98-1		0.30	20000	19500	6000-26000	97.4
Indeno[1,2,3-cd]pyrene d-12	203578-33-0		0.18	20000	17300	6000-26000	86.7
Benzo[ghi]perylene d-12	93951-66-7		0.19	20100	18500	6020-26100	92.5

(1) Where applicable, custom lab flags have been used on this report.

These data are validated and reported as accurate and in accord with AXYS Analytical Services Ltd. ISO17025 compliant quality assurance processes.
Signed: _____Henry Huang_____

These pages are part of a larger report that may contain information necessary for full data evaluation. Results reported relate only to the sample tested.

For Axys Internal Use Only [XSL Template: Pest8B.xsl; Created: 17-Jul-2015 11:13:16; Application: XMLTransformer-1.14.15;
Report Filename: PAH_PAH_LO_LPAR_WG51719-102_Form8B_SJ1910253.html; Workgroup: WG51719; Design ID: 2591]

Accreditation Scope

AXYS Analytical Services Ltd.
file ref.: ACC-101 Rev.23

Compound Class	Compound	Accredited Method ID	AXYS Method ID	Pulp: CALA	Serum: CALA	Solids: CALA	Solids: California DPH	Solids: Florida DOH	Solids: Minnesota DOH	Solids: New Jersey DEP	Solids: New York DOH	Solids: Virginia DGS	Solids: Washington DE	Solids: Maine DOH	Solids: ANAB	Tissue: CALA	Tissue: Florida DOH	Tissue: Minnesota DOH	Tissue: New Jersey DEP	Tissue: Virginia DGS	Tissue: ANAB	Urine: CALA	Water: CALA	Water, Drinking: Florida DOH	Water, Drinking: Minnesota DOH	Water, Drinking: New Jersey DEP	Water, Drinking: ANAB	Water, Non-Potable: California DPH	Water, Non-Potable: Florida DOH	Water, Non-Potable: Minnesota DOH	Water, Non-Potable: New Jersey DEP	Water, Non-Potable: New York DOH	Water, Non-Potable: Virginia DGS	Water, Non-Potable: Washington DE*	Water, Non-Potable: Maine DOH	Water, Non-Potable: ANAB	Water, Non-Potable: Pennsylvania DEP
BFR	BTBPE	AXYS MLA-033	MLA-033			Y										Y							Y													
	DBDPE	AXYS MLA-033	MLA-033			Y										Y							Y													
	HBB	AXYS MLA-033	MLA-033			Y										Y							Y													
	PBEB	AXYS MLA-033	MLA-033			Y										Y							Y													
BPA and MPE	4,4'-dihydroxy-2,2-diphenylpropane (Bisphenol A) (BPA)	AXYS MLA-059	MLA-059																			Y													
	Mono-(2-ethyl-5-hydroxyhexyl) phthalate (MEHHP)	AXYS MLA-059	MLA-059																			Y													
	Mono-(2-ethyl-5-oxohexyl) phthalate (MEOHP)	AXYS MLA-059	MLA-059																			Y													
	Mono-(3-carboxypropyl) phthalate (MCPP)	AXYS MLA-059	MLA-059																			Y													
	Mono-2-ethylhexyl phthalate (MEHP)	AXYS MLA-059	MLA-059																			Y													
	Mono-benzyl phthalate (MBzP)	AXYS MLA-059	MLA-059																			Y													
	Mono-butyl phthalate (MBP) (n + iso)	AXYS MLA-059	MLA-059																			Y													
	Mono-cyclohexyl phthalate (MCHP)	AXYS MLA-059	MLA-059																			Y													
	Mono-ethyl phthalate (MEP)	AXYS MLA-059	MLA-059																			Y													
	Mono-iso-nonyl phthalate (MiNP)	AXYS MLA-059	MLA-059																			Y													
	Mono-methyl phthalate (MMP)	AXYS MLA-059	MLA-059																			Y													
HBCDD	alpha-hexabromocyclododecane (a-HBCDD)	AXYS MLA-070	MLA-070		Y																														
	beta-hexabromocyclododecane (b-HBCDD)	AXYS MLA-070	MLA-070		Y																														
	gamma-hexabromocyclododecane (g-HBCDD)	AXYS MLA-070	MLA-070		Y																														
OC Pesticides	2,4'-DDD	AXYS MLA-007	MLA-007		Y	Y										Y							Y													
		AXYS MLA-028	MLA-028		Y	Y							Y			Y							Y											Y			
		EPA 8270	MLA-007										Y																								
	2,4'-DDE	AXYS MLA-007	MLA-007		Y	Y										Y							Y													
		AXYS MLA-028	MLA-028		Y	Y							Y			Y							Y											Y			
		EPA 8270	MLA-007										Y																								
	2,4'-DDT	AXYS MLA-007	MLA-007		Y	Y										Y							Y													
		AXYS MLA-028	MLA-028		Y	Y							Y			Y							Y											Y			
		EPA 8270	MLA-007										Y																								
	4,4'-DDD	AXYS MLA-007	MLA-007		Y	Y		Y							Y	Y							Y						Y							Y
		AXYS MLA-028	MLA-028		Y	Y		Y					Y		Y	Y							Y						Y					Y		Y
		EPA 625	MLA-007																									Y	Y			Y	Y		Y	Y
		EPA 8270	MLA-007				Y	Y			Y	Y	Y	Y	Y																					
	4,4'-DDE	AXYS MLA-007	MLA-007		Y	Y		Y							Y	Y							Y						Y							Y
		AXYS MLA-028	MLA-028		Y	Y		Y					Y		Y	Y							Y						Y					Y		Y
		EPA 625	MLA-007																									Y	Y			Y	Y		Y	Y
		EPA 8270	MLA-007				Y	Y			Y	Y	Y	Y	Y																					
	4,4'-DDT	AXYS MLA-007	MLA-007		Y	Y		Y							Y	Y							Y						Y							Y
		AXYS MLA-028	MLA-028		Y	Y		Y					Y		Y	Y							Y						Y					Y		Y
		EPA 625	MLA-007																									Y	Y			Y	Y		Y	Y
		EPA 8270	MLA-007				Y	Y			Y	Y	Y	Y	Y																					
	Aldrin	AXYS MLA-007	MLA-007		Y	Y		Y							Y	Y							Y						Y							Y
		AXYS MLA-028	MLA-028		Y	Y		Y					Y		Y	Y							Y						Y					Y		Y
		EPA 625	MLA-007																									Y	Y			Y	Y		Y	Y
		EPA 8270	MLA-007				Y	Y			Y	Y	Y	Y	Y																					
	Alpha-HCH	AXYS MLA-007	MLA-007		Y	Y		Y							Y	Y							Y						Y							Y
		AXYS MLA-028	MLA-028		Y	Y		Y					Y		Y	Y							Y						Y					Y		Y
		EPA 625	MLA-007																									Y	Y			Y	Y		Y	Y
		EPA 8270	MLA-007				Y	Y			Y	Y	Y	Y	Y																					
	Beta-HCH	AXYS MLA-007	MLA-007		Y	Y		Y							Y	Y							Y						Y							Y
		AXYS MLA-028	MLA-028		Y	Y		Y					Y		Y	Y							Y						Y					Y		Y
		EPA 625	MLA-007																									Y	Y			Y	Y		Y	Y

Accreditation Scope

AXYS Analytical Services Ltd.
file ref.: ACC-101 Rev.23

Compound Class	Compound	Accredited Method ID	AXYS Method ID	Pulp	Serum	Solids										Tissue						Urine	Water	Water, Drinking				Water, Non-Potable								
				CALA	CALA	CALA	California DPH	Florida DOH	Minnesota DOH	New Jersey DEP	New York DOH	Virginia DGS	Washington DE	Maine DOH	ANAB	CALA	Florida DOH	Minnesota DOH	New Jersey DEP	Virginia DGS	ANAB	CALA	CALA	Florida DOH	Minnesota DOH	New Jersey DEP	ANAB	California DPH	Florida DOH	Minnesota DOH	New Jersey DEP	New York DOH	Virginia DGS	Washington DE*	Maine DOH	ANAB	Pennsylvania DEP
		EPA 8270	MLA-007				Y	Y			Y	Y	Y	Y	Y																					
	Chlordane, technical	AXYS MLA-007	MLA-007					Y							Y														Y							Y	
		EPA 625	MLA-007																									Y							Y		
		EPA 8270	MLA-007				Y	Y			Y	Y		Y	Y														Y			Y	Y		Y	Y	
	cis-Chlordane (alpha-Chlordane)	AXYS MLA-007	MLA-007		Y	Y		Y							Y	Y							Y					Y							Y	
		AXYS MLA-028	MLA-028		Y	Y		Y					Y		Y	Y							Y					Y						Y		Y	
		EPA 8270	MLA-007					Y			Y		Y	Y	Y													Y				Y			Y	Y	
	cis-Nonachlor	AXYS MLA-007	MLA-007		Y	Y										Y							Y													
		AXYS MLA-028	MLA-028		Y	Y							Y			Y							Y										Y				
		EPA 8270	MLA-007										Y																								
	Delta-HCH	AXYS MLA-007	MLA-007		Y	Y		Y							Y	Y							Y					Y							Y	
		AXYS MLA-028	MLA-028		Y	Y		Y					Y		Y	Y							Y					Y						Y		Y	
		EPA 608	MLA-007																									Y				Y	Y			Y	
		EPA 8081	MLA-007					Y			Y	Y	Y		Y																						
	Dieldrin	AXYS MLA-007	MLA-007		Y	Y		Y							Y	Y							Y					Y							Y	
		AXYS MLA-028	MLA-028		Y	Y		Y					Y		Y	Y							Y					Y						Y		Y	
		EPA 608	MLA-007																									Y	Y			Y	Y			Y	
		EPA 8081	MLA-007				Y	Y			Y	Y	Y	Y	Y																						
	Endosulphan I	AXYS MLA-007	MLA-007		Y	Y		Y							Y	Y							Y					Y							Y	
		AXYS MLA-028	MLA-028		Y	Y		Y					Y		Y	Y							Y					Y						Y		Y	
		EPA 608	MLA-007																									Y	Y			Y	Y			Y	
		EPA 8081	MLA-007				Y	Y			Y	Y	Y	Y	Y																						
	Endosulphan II	AXYS MLA-007	MLA-007		Y	Y		Y							Y	Y							Y					Y							Y	
		AXYS MLA-028	MLA-028		Y	Y		Y					Y		Y	Y							Y					Y						Y		Y	
		EPA 608	MLA-007																									Y	Y			Y	Y			Y	
		EPA 8081	MLA-007				Y	Y			Y	Y	Y	Y	Y																						
	Endosulphan sulphate	AXYS MLA-007	MLA-007		Y	Y		Y							Y	Y							Y					Y							Y	
		AXYS MLA-028	MLA-028		Y	Y		Y					Y		Y	Y							Y					Y						Y		Y	
		EPA 608	MLA-007																									Y	Y			Y	Y			Y	
		EPA 8081	MLA-007				Y	Y			Y	Y	Y	Y	Y																						
	Endrin	AXYS MLA-007	MLA-007		Y	Y		Y							Y	Y							Y					Y							Y	
		AXYS MLA-028	MLA-028		Y	Y		Y					Y		Y	Y							Y					Y						Y		Y	
		EPA 608	MLA-007																									Y	Y			Y	Y			Y	
		EPA 8081	MLA-007				Y	Y			Y	Y	Y	Y	Y																						
	Endrin aldehyde	AXYS MLA-007	MLA-007			Y		Y							Y								Y						Y							Y	
		AXYS MLA-028	MLA-028		Y	Y		Y					Y		Y	Y							Y						Y					Y		Y	
		EPA 608	MLA-007																									Y	Y			Y	Y			Y	
		EPA 8081	MLA-007				Y	Y			Y	Y	Y	Y	Y																						
	Endrin ketone	AXYS MLA-007	MLA-007		Y	Y		Y							Y	Y							Y						Y								
		AXYS MLA-028	MLA-028		Y	Y		Y					Y		Y	Y							Y											Y			
		EPA 8081	MLA-007					Y			Y		Y		Y																						
	Gamma-HCH (Lindane)	AXYS MLA-007	MLA-007		Y	Y		Y							Y	Y							Y					Y							Y	
		AXYS MLA-028	MLA-028		Y	Y		Y					Y		Y	Y							Y					Y						Y		Y	
		EPA 625	MLA-007																									Y	Y			Y	Y			Y	
		EPA 8270	MLA-007				Y	Y			Y	Y	Y	Y	Y																						
	Heptachlor	AXYS MLA-007	MLA-007		Y	Y		Y							Y	Y							Y					Y							Y	
		AXYS MLA-028	MLA-028		Y	Y		Y					Y		Y	Y							Y					Y						Y		Y	
		EPA 625	MLA-007																									Y	Y			Y	Y			Y	
		EPA 8270	MLA-007				Y	Y			Y	Y	Y	Y	Y																						
	Heptachlor epoxide	AXYS MLA-007	MLA-007		Y	Y		Y							Y	Y							Y						Y							Y	

Accreditation Scope

AXYS Analytical Services Ltd.
file ref.: ACC-101 Rev.23

Compound Class	Compound	Accredited Method ID	AXYS Method ID	Pulp	Serum	Solids										Tissue						Urine	Water	Water, Drinking				Water, Non-Potable								
				CALA	CALA	CALA	California DPH	Florida DOH	Minnesota DOH	New Jersey DEP	New York DOH	Virginia DGS	Washington DE	Maine DOH	ANAB	CALA	Florida DOH	Minnesota DOH	New Jersey DEP	Virginia DGS	ANAB	CALA	CALA	Florida DOH	Minnesota DOH	New Jersey DEP	ANAB	California DPH	Florida DOH	Minnesota DOH	New Jersey DEP	New York DOH	Virginia DGS	Washington DE*	Maine DOH	ANAB	Pennsylvania DEP
		AXYS MLA-028	MLA-028		Y	Y		Y					Y		Y	Y						Y						Y					Y		Y	
		EPA 608	MLA-007																									Y	Y			Y	Y		Y	Y	
		EPA 8081	MLA-007				Y	Y			Y	Y	Y	Y	Y																						
	Hexachlorobenzene	AXYS MLA-007	MLA-007		Y	Y		Y							Y	Y						Y							Y							Y	
		AXYS MLA-028	MLA-028		Y	Y		Y					Y		Y	Y						Y							Y					Y		Y	
		EPA 1625	MLA-007																									Y	Y			Y				Y	
		EPA 8270	MLA-007				Y	Y			Y	Y	Y	Y	Y																						
	Methoxychlor	AXYS MLA-007	MLA-007		Y	Y		Y							Y	Y						Y							Y							Y	
		AXYS MLA-028	MLA-028		Y	Y		Y					Y		Y	Y						Y							Y					Y		Y	
		EPA 608	MLA-007																										Y				Y	Y			Y	
		EPA 8081	MLA-007				Y	Y			Y	Y	Y	Y	Y																						
		SM6630B	MLA-007																									Y									
	Mirex	AXYS MLA-007	MLA-007		Y	Y		Y							Y	Y						Y							Y							Y	
		AXYS MLA-028	MLA-028		Y	Y							Y		Y	Y						Y							Y					Y		Y	
		EPA 8270	MLA-007					Y			Y		Y																Y				Y	Y		Y	Y	
	Oxychlordane	AXYS MLA-007	MLA-007		Y	Y									Y	Y						Y															
		AXYS MLA-028	MLA-028		Y	Y							Y		Y	Y						Y												Y			
		EPA 8270	MLA-007										Y																									
	Toxaphene	EPA 8270	MLA-007										Y																									
	trans-Chlordane (gamma-Chlordane)	AXYS MLA-007	MLA-007		Y	Y		Y							Y	Y						Y							Y							Y	
		AXYS MLA-028	MLA-028		Y	Y		Y					Y		Y	Y						Y							Y					Y		Y	
		EPA 8270	MLA-007					Y			Y		Y	Y	Y														Y				Y			Y	Y	
	trans-Nonachlor	AXYS MLA-007	MLA-007		Y	Y									Y	Y																					
		AXYS MLA-028	MLA-028		Y	Y							Y			Y						Y												Y			
		EPA 8270	MLA-007										Y																									
PAH	1,2,6-Trimethylphenanthrene	AXYS MLA-021	MLA-021			Y																	Y														
	1,2-Dimethylnaphthalene	AXYS MLA-021	MLA-021			Y																	Y														
	1,4,6,7-Tetramethylnaphthalene	AXYS MLA-021	MLA-021			Y																	Y														
	1,7-Dimethylfluorene	AXYS MLA-021	MLA-021			Y																	Y														
	1,7-Dimethylphenanthrene	AXYS MLA-021	MLA-021			Y																	Y														
	1,8-Dimethylphenanthrene	AXYS MLA-021	MLA-021			Y																	Y														
	1-Methylchrysene	AXYS MLA-021	MLA-021			Y																	Y														
	1-Methylnaphthalene	AXYS MLA-021	MLA-021			Y																	Y														
	1-Methylphenanthrene	AXYS MLA-021	MLA-021			Y																	Y														
	2,3,5-Trimethylnaphthalene	AXYS MLA-021	MLA-021			Y																	Y														
	2,3,6-Trimethylnaphthalene	AXYS MLA-021	MLA-021			Y																	Y														
	2,4-Dimethyldibenzothiophene	AXYS MLA-021	MLA-021			Y																	Y														
	2,6-Dimethylnaphthalene	AXYS MLA-021	MLA-021			Y																	Y														
	2,6-Dimethylphenanthrene	AXYS MLA-021	MLA-021			Y																	Y														
	2/3-Methyldibenzothiophenes	AXYS MLA-021	MLA-021			Y																	Y														
	2-Methylanthracene	AXYS MLA-021	MLA-021			Y																	Y														
	2-Methylfluorene	AXYS MLA-021	MLA-021			Y																	Y														
	2-methylnaphthalene	AXYS MLA-021	MLA-021			Y		Y							Y								Y														
		EPA 8270	MLA-021				Y	Y			Y				Y																							
	2-Methylphenanthrene	AXYS MLA-021	MLA-021			Y																	Y														
	3,6-Dimethylphenanthrene	AXYS MLA-021	MLA-021			Y																	Y														
	3-Methylfluoranthene/ Benzo(a)fluorene	AXYS MLA-021	MLA-021			Y																	Y														
	3-Methylphenanthrene	AXYS MLA-021	MLA-021			Y																	Y														
	5,9-Dimethylchrysene	AXYS MLA-021	MLA-021			Y																	Y														
	5/6-Methylchrysenes	AXYS MLA-021	MLA-021			Y																	Y														

Accreditation Scope

AXYS Analytical Services Ltd.
file ref.: ACC-101 Rev.23

Compound Class	Compound	Accredited Method ID	AXYS Method ID	Pulp: CALA	Serum: CALA	Solids: CALA	Solids: California DPH	Solids: Florida DOH	Solids: Minnesota DOH	Solids: New Jersey DEP	Solids: New York DOH	Solids: Virginia DGS	Solids: Washington DE	Solids: Maine DOH	Solids: ANAB	Tissue: CALA	Tissue: Florida DOH	Tissue: Minnesota DOH	Tissue: New Jersey DEP	Tissue: Virginia DGS	Tissue: ANAB	Urine: CALA	Water: CALA	Water, Drinking: Florida DOH	Water, Drinking: Minnesota DOH	Water, Drinking: New Jersey DEP	Water, Drinking: ANAB	Water, Non-Potable: California DPH	Water, Non-Potable: Florida DOH	Water, Non-Potable: Minnesota DOH	Water, Non-Potable: New Jersey DEP	Water, Non-Potable: New York DOH	Water, Non-Potable: Virginia DGS	Water, Non-Potable: Washington DE*	Water, Non-Potable: Maine DOH	Water, Non-Potable: ANAB	Water, Non-Potable: Pennsylvania DEP
	7-Methylbenzo(a)pyrene	AXYS MLA-021	MLA-021			Y																Y													
	9/4-Methylphenanthrenes	AXYS MLA-021	MLA-021			Y																Y													
	Acenaphthene	AXYS MLA-021	MLA-021			Y		Y							Y	Y						Y							Y						Y	
		EPA 1625	MLA-021																									Y	Y			Y	Y			Y	
		EPA 8270	MLA-021				Y	Y			Y	Y		Y	Y																						
	Acenaphthylene	AXYS MLA-021	MLA-021			Y		Y							Y	Y						Y							Y						Y	
		EPA 1625	MLA-021																									Y	Y			Y	Y			Y	
		EPA 8270	MLA-021				Y	Y			Y	Y		Y	Y																						
	Anthracene	AXYS MLA-021	MLA-021			Y		Y							Y	Y						Y							Y						Y	
		EPA 1625	MLA-021																									Y	Y			Y	Y			Y	
		EPA 8270	MLA-021				Y	Y			Y	Y		Y	Y																						
	Benz[a]anthracene	AXYS MLA-021	MLA-021			Y		Y							Y	Y						Y							Y						Y	
		EPA 1625	MLA-021																									Y	Y			Y	Y			Y	
		EPA 8270	MLA-021				Y	Y			Y	Y		Y	Y																						
	Benzo[a]pyrene	AXYS MLA-021	MLA-021			Y		Y							Y	Y						Y							Y						Y	
		EPA 1625	MLA-021																									Y	Y			Y	Y			Y	
		EPA 8270	MLA-021				Y	Y			Y	Y		Y	Y																						
	Benzo[b]fluoranthene	AXYS MLA-021	MLA-021			Y		Y							Y	Y						Y							Y						Y	
		EPA 1625	MLA-021																									Y	Y			Y	Y		Y	Y	
		EPA 8270	MLA-021				Y	Y			Y	Y		Y	Y																						
	Benzo[e]pyrene	AXYS MLA-021	MLA-021			Y										Y						Y															
	Benzo[ghi]perylene	AXYS MLA-021	MLA-021			Y		Y							Y	Y						Y							Y						Y	
		EPA 1625	MLA-021																									Y	Y			Y	Y			Y	
		EPA 8270	MLA-021				Y	Y			Y	Y		Y	Y																						
	Benzo[j/k]fluoranthenes	AXYS MLA-021	MLA-021													Y						Y															
	Benzo[k]fluoranthene	AXYS MLA-021	MLA-021					Y							Y							Y							Y						Y	
		EPA 1625	MLA-021																									Y	Y			Y	Y		Y	Y	
		EPA 8270	MLA-021				Y	Y			Y			Y	Y																						
	Biphenyl	AXYS MLA-021	MLA-021			Y																Y															
	C1-Acenaphthenes	AXYS MLA-021	MLA-021			Y																Y															
	C1-Benz(a)anthracenes/chrysenes	AXYS MLA-021	MLA-021			Y																Y															
	C1-Benzofluoranthenes/ Benzopyrenes	AXYS MLA-021	MLA-021			Y																Y															
	C1-Biphenyls	AXYS MLA-021	MLA-021			Y																Y															
	C1-Dibenzothiophene	AXYS MLA-021	MLA-021			Y																Y															
	C1-Fluoranthenes/Pyrenes	AXYS MLA-021	MLA-021			Y																Y															
	C1-Fluorenes	AXYS MLA-021	MLA-021			Y																Y															
	C1-Naphthalenes	AXYS MLA-021	MLA-021			Y																Y															
	C1-Phenanthrenes/Anthracenes	AXYS MLA-021	MLA-021			Y																Y															
	C2-Benz(a)anthracenes/Chrysenes	AXYS MLA-021	MLA-021			Y																Y															
	C2-Benzofluoranthenes/ Benzopyrenes	AXYS MLA-021	MLA-021			Y																Y															
	C2-Biphenyls	AXYS MLA-021	MLA-021			Y																Y															
	C2-Dibenzothiophene	AXYS MLA-021	MLA-021			Y																Y															
	C2-Fluoranthenes/Pyrenes	AXYS MLA-021	MLA-021			Y																Y															
	C2-Fluorenes	AXYS MLA-021	MLA-021			Y																Y															
	C2-Naphthalenes	AXYS MLA-021	MLA-021			Y																Y															
	C2-Phenanthrenes/Anthracenes	AXYS MLA-021	MLA-021			Y																Y															
	C3-Benz(a)anthracenes/Chrysenes	AXYS MLA-021	MLA-021			Y																Y															
	C3-Dibenzothiophene	AXYS MLA-021	MLA-021			Y																Y															
	C3-Fluoranthenes/Pyrenes	AXYS MLA-021	MLA-021			Y																Y															
	C3-Fluorenes	AXYS MLA-021	MLA-021			Y																Y															

Accreditation Scope

AXYS Analytical Services Ltd.
file ref.: ACC-101 Rev.23

Compound Class	Compound	Accredited Method ID	AXYS Method ID	Pulp: CALA	Serum: CALA	Solids: CALA	Solids: California DPH	Solids: Florida DOH	Solids: Minnesota DOH	Solids: New Jersey DEP	Solids: New York DOH	Solids: Virginia DGS	Solids: Washington DE	Solids: Maine DOH	Solids: ANAB	Tissue: CALA	Tissue: Florida DOH	Tissue: Minnesota DOH	Tissue: New Jersey DEP	Tissue: Virginia DGS	Tissue: ANAB	Urine: CALA	Water: CALA	Water, Drinking: Florida DOH	Water, Drinking: Minnesota DOH	Water, Drinking: New Jersey DEP	Water, Drinking: ANAB	Water, Non-Potable: California DPH	Water, Non-Potable: Florida DOH	Water, Non-Potable: Minnesota DOH	Water, Non-Potable: New Jersey DEP	Water, Non-Potable: New York DOH	Water, Non-Potable: Virginia DGS	Water, Non-Potable: Washington DE*	Water, Non-Potable: Maine DOH	Water, Non-Potable: ANAB	Water, Non-Potable: Pennsylvania DEP
	C3-Naphthalenes	AXYS MLA-021	MLA-021			Y																Y													
	C3-Phenanthrenes/Anthracenes	AXYS MLA-021	MLA-021			Y																Y													
	C4-Benz(a)anthracenes/Chrysenes	AXYS MLA-021	MLA-021			Y																Y													
	C4-Dibenzothiophene	AXYS MLA-021	MLA-021			Y																Y													
	C4-Fluoranthenes/Pyrenes	AXYS MLA-021	MLA-021			Y																Y													
	C4-Naphthalenes	AXYS MLA-021	MLA-021			Y																Y													
	C4-Phenanthrenes/Anthracenes	AXYS MLA-021	MLA-021			Y																Y													
	Chrysene	AXYS MLA-021	MLA-021			Y		Y							Y	Y						Y							Y						Y	
		EPA 1625	MLA-021																									Y	Y			Y	Y		Y	
		EPA 8270	MLA-021				Y	Y			Y	Y		Y	Y																					
	Dibenz[ah]anthracene	AXYS MLA-021	MLA-021			Y										Y							Y													
	Dibenzo[ah]anthracene	AXYS MLA-021	MLA-021					Y							Y														Y						Y	
		EPA 1625	MLA-021																									Y	Y			Y	Y		Y	
		EPA 8270	MLA-021				Y	Y			Y	Y		Y	Y																					
	Dibenzothiophene	AXYS MLA-021	MLA-021			Y																	Y													
	Fluoranthene	AXYS MLA-021	MLA-021			Y		Y							Y	Y							Y						Y						Y	
		EPA 1625	MLA-021																									Y	Y			Y	Y		Y	
		EPA 8270	MLA-021				Y	Y			Y	Y		Y	Y																					
	Fluorene	AXYS MLA-021	MLA-021			Y		Y							Y	Y							Y						Y						Y	
		EPA 1625	MLA-021																									Y	Y			Y	Y		Y	
		EPA 8270	MLA-021				Y	Y			Y	Y		Y	Y																					
	Indeno[1,2,3-cd]pyrene	AXYS MLA-021	MLA-021			Y		Y							Y	Y							Y						Y						Y	
		EPA 1625	MLA-021																									Y	Y			Y	Y		Y	
		EPA 8270	MLA-021				Y	Y			Y	Y		Y	Y																					
	Naphthalene	AXYS MLA-021	MLA-021			Y		Y							Y	Y							Y						Y						Y	
		EPA 1625	MLA-021																									Y	Y			Y	Y		Y	
		EPA 8270	MLA-021				Y	Y			Y	Y		Y	Y																					
	Perylene	AXYS MLA-021	MLA-021			Y										Y							Y													
	Phenanthrene	AXYS MLA-021	MLA-021			Y		Y							Y	Y							Y						Y						Y	
		EPA 1625	MLA-021																									Y	Y			Y	Y		Y	
		EPA 8270	MLA-021				Y	Y			Y	Y		Y	Y																					
	Pyrene	AXYS MLA-021	MLA-021			Y		Y							Y	Y							Y						Y						Y	
		EPA 1625	MLA-021																									Y	Y			Y	Y		Y	
		EPA 8270	MLA-021				Y	Y			Y	Y		Y	Y																					
	Retene	AXYS MLA-021	MLA-021			Y																	Y													
Parabens	Benzylparaben (Benzyl 4-hydroxybenzoate)	AXYS MLA-064	MLA-064																			Y													
	Butylparaben (n-Butyl 4-hydroxybenzoate and isobutyl 4-hydroxybenzoate)	AXYS MLA-064	MLA-064																			Y													
	Ethylparaben (Ethyl 4-hydroxybenzoate)	AXYS MLA-064	MLA-064																			Y													
	Isopropylparaben (Isopropyl 4-hydroxybenzoate)	AXYS MLA-064	MLA-064																			Y													
	Methylparaben (Methyl 4-hydroxybenzoate)	AXYS MLA-064	MLA-064																			Y													
	n-Propylparaben (Propyl 4-hydroxybenzoate)	AXYS MLA-064	MLA-064																			Y													
PBDPE	BDE 10 2,6-dibromodiphenylether	EPA 1614	MLA-033										Y																					Y		
		AXYS MLA-033	MLA-033		Y	Y										Y							Y													
	BDE 100 2,2',4,4',6-pentabromodiphenylether	EPA 1614	MLA-033										Y																					Y		
		AXYS MLA-033	MLA-033		Y	Y										Y							Y													
	BDE 105 2,3,3',4,4'-pentabromodiphenylether	EPA 1614	MLA-033										Y																					Y		
		AXYS MLA-033	MLA-033		Y	Y										Y							Y													
	BDE 11 3,3'-dibromodiphenylether	EPA 1614	MLA-033										Y																					Y		
		AXYS MLA-033	MLA-033		Y	Y										Y							Y													
	BDE 116 2,3,4,5,6-pentabromodiphenylether	EPA 1614	MLA-033										Y																					Y		

Accreditation Scope

AXYS Analytical Services Ltd.
file ref.: ACC-101 Rev.23

Compound Class	Compound	Accredited Method ID	AXYS Method ID	Pulp	Serum	Solids									Tissue						Urine	Water	Water, Drinking				Water, Non-Potable								
				CALA	CALA	CALA	California DPH	Florida DOH	Minnesota DOH	New Jersey DEP	New York DOH	Virginia DGS	Washington DE	Maine DOH	ANAB	CALA	Florida DOH	Minnesota DOH	New Jersey DEP	Virginia DGS	ANAB	CALA	CALA	Florida DOH	Minnesota DOH	New Jersey DEP	ANAB	California DPH	Florida DOH	Minnesota DOH	New Jersey DEP	New York DOH	Virginia DGS	Washington DE*	Maine DOH	ANAB	Pennsylvania DEP
		AXYS MLA-033	MLA-033		Y	Y									Y							Y													
	BDE 119 2,3',4,4',6-pentabromodiphenylether	EPA 1614	MLA-033										Y																				Y		
		AXYS MLA-033	MLA-033		Y	Y									Y							Y													
	BDE 12 3,4-dibromodiphenylether	EPA 1614	MLA-033										Y																				Y		
		AXYS MLA-033	MLA-033		Y	Y									Y							Y													
	BDE 126 3,3',4,4',5-pentabromodiphenylether	EPA 1614	MLA-033										Y																				Y		
		AXYS MLA-033	MLA-033		Y	Y									Y							Y													
	BDE 13 3,4'-dibromodiphenylether	EPA 1614	MLA-033										Y																				Y		
		AXYS MLA-033	MLA-033		Y	Y									Y							Y													
	BDE 140 2,2',3,4,4',6'-hexabromodiphenylether	EPA 1614	MLA-033										Y																				Y		
		AXYS MLA-033	MLA-033		Y	Y									Y							Y													
	BDE 15 4,4'-dibromodiphenylether	EPA 1614	MLA-033										Y																				Y		
		AXYS MLA-033	MLA-033		Y	Y									Y							Y													
	BDE 153 2,2',4,4',5,5'-hexabromodiphenylether	EPA 1614	MLA-033										Y																				Y		
		AXYS MLA-033	MLA-033		Y	Y									Y							Y													
	BDE 154 2,2',4,4',5,6-hexabromodiphenylether	EPA 1614	MLA-033										Y																				Y		
		AXYS MLA-033	MLA-033		Y	Y									Y							Y													
	BDE 155 2,2',4,4',6,6'-hexabromodiphenylether	EPA 1614	MLA-033										Y																				Y		
		AXYS MLA-033	MLA-033		Y	Y									Y							Y													
	BDE 166 2,3,4,4',5,6-hexabromodiphenylether	EPA 1614	MLA-033										Y																				Y		
		AXYS MLA-033	MLA-033		Y	Y									Y							Y													
	BDE 17 2,2',4-tribromodiphenylether	EPA 1614	MLA-033										Y																				Y		
		AXYS MLA-033	MLA-033		Y	Y									Y							Y													
	BDE 181 2,2',3,4,4',5,6-heptabromodiphenylether	EPA 1614	MLA-033										Y																				Y		
		AXYS MLA-033	MLA-033		Y	Y									Y							Y													
	BDE 190 2,3,3',4,4',5,6-heptabromodiphenylether	EPA 1614	MLA-033										Y																				Y		
		AXYS MLA-033	MLA-033		Y	Y									Y							Y													
	BDE 206 2,2',3,3',4,4',5,5',6-nonabromodiphenylether	EPA 1614	MLA-033										Y																				Y		
		AXYS MLA-033	MLA-033		Y	Y									Y							Y													
	BDE 207 2,2',3,3',4,4',5,6,6'-nonabromodiphenylether	EPA 1614	MLA-033										Y																				Y		
		AXYS MLA-033	MLA-033		Y	Y									Y							Y													
	BDE 208 2,2',3,3',4,5,5',6,6'-nonabromodiphenylether	EPA 1614	MLA-033										Y																				Y		
		AXYS MLA-033	MLA-033		Y	Y									Y							Y													
	BDE 209 Decabromodiphenylether	EPA 1614	MLA-033										Y																				Y		
		AXYS MLA-033	MLA-033		Y	Y									Y							Y													
	BDE 25 2,3',4-tribromodiphenylether	EPA 1614	MLA-033										Y																				Y		
		AXYS MLA-033	MLA-033		Y	Y									Y							Y													
	BDE 28 2,4,4'-tribromodiphenylether	EPA 1614	MLA-033										Y																				Y		
		AXYS MLA-033	MLA-033		Y	Y									Y							Y													
	BDE 30 2,4,6-tribromodiphenylether	EPA 1614	MLA-033										Y																				Y		
		AXYS MLA-033	MLA-033		Y	Y									Y							Y													
	BDE 35 3,3',4-tribromodiphenylether	EPA 1614	MLA-033										Y																				Y		
		AXYS MLA-033	MLA-033		Y	Y									Y							Y													
	BDE 37 3,4,4'-tribromodiphenylether	EPA 1614	MLA-033										Y																				Y		
		AXYS MLA-033	MLA-033		Y	Y									Y							Y													
	BDE 47 2,2',4,4'-tetrabromodiphenylether	EPA 1614	MLA-033										Y																				Y		
		AXYS MLA-033	MLA-033		Y	Y									Y							Y													
	BDE 49 2,2',4,5'-tetrabromodiphenylether	EPA 1614	MLA-033										Y																				Y		
		AXYS MLA-033	MLA-033		Y	Y									Y							Y													
	BDE 66 2,3',4,4'-tetrabromodiphenylether	EPA 1614	MLA-033										Y																				Y		

Accreditation Scope

AXYS Analytical Services Ltd.
file ref.: ACC-101 Rev.23

Compound Class	Compound	Accredited Method ID	AXYS Method ID	Pulp	Serum	Solids										Tissue						Urine	Water	Water, Drinking				Water, Non-Potable									
				CALA	CALA	CALA	California DPH	Florida DOH	Minnesota DOH	New Jersey DEP	New York DOH	Virginia DGS	Washington DE	Maine DOH	ANAB	CALA	Florida DOH	Minnesota DOH	New Jersey DEP	Virginia DGS	ANAB	CALA	CALA	Florida DOH	Minnesota DOH	New Jersey DEP	ANAB	California DPH	Florida DOH	Minnesota DOH	New Jersey DEP	New York DOH	Virginia DGS	Washington DE*	Maine DOH	ANAB	Pennsylvania DEP
		AXYS MLA-033	MLA-033		Y	Y									Y							Y														
	BDE 7 2,4-dibromodiphenylether	EPA 1614	MLA-033										Y																					Y			
		AXYS MLA-033	MLA-033		Y	Y										Y							Y														
	BDE 75 2,4,4',6-tetrabromodiphenylether	EPA 1614	MLA-033										Y																					Y			
		AXYS MLA-033	MLA-033		Y	Y										Y							Y														
	BDE 77 3,3',4,4'-tetrabromodiphenylether	EPA 1614	MLA-033										Y																					Y			
		AXYS MLA-033	MLA-033		Y	Y										Y							Y														
	BDE 8 2,4'-dibromodiphenylether	EPA 1614	MLA-033										Y																					Y			
		AXYS MLA-033	MLA-033		Y	Y										Y							Y														
	BDE 85 2,2',3,4,4'-pentabromodiphenylether	EPA 1614	MLA-033										Y																					Y			
		AXYS MLA-033	MLA-033		Y	Y										Y							Y														
	BDE 99 2,2',4,4',5-pentabromodiphenylether	EPA 1614	MLA-033										Y																					Y			
		AXYS MLA-033	MLA-033		Y	Y										Y							Y														
	BDE-183 2,2',3,4,4',5',6-heptabromodiphenylether	EPA 1614	MLA-033										Y																					Y			
		AXYS MLA-033	MLA-033		Y	Y										Y							Y														
	BDE-33 2',3,4-tribromodiphenylether	EPA 1614	MLA-033										Y																					Y			
		AXYS MLA-033	MLA-033		Y	Y										Y							Y														
PCB	PCB 1 2-Chlorobiphenyl	EPA 1668	MLA-010					Y		Y	Y	Y	Y	Y	Y														Y		Y	Y	Y	Y		Y	Y
		EPA 8270	MLA-007										Y																								
		AXYS MLA-010	MLA-010		Y	Y		Y							Y									Y					Y							Y		
	PCB 10 2,6-Dichlorobiphenyl	EPA 1668	MLA-010					Y		Y	Y	Y	Y		Y														Y		Y	Y	Y	Y		Y	Y
		AXYS MLA-010	MLA-010		Y	Y		Y							Y									Y					Y							Y		
	PCB 100 2,2',4,4',6-Pentachlorobiphenyl	EPA 1668	MLA-010					Y		Y	Y	Y	Y	Y	Y														Y		Y	Y	Y	Y		Y	Y
		EPA 8270	MLA-007										Y																								
		AXYS MLA-010	MLA-010		Y	Y		Y							Y									Y					Y							Y		
	PCB 101 2,2',4,5,5'-Pentachlorobiphenyl	EPA 1668	MLA-010					Y		Y	Y	Y	Y	Y	Y														Y		Y	Y	Y	Y		Y	Y
		AXYS MLA-010	MLA-010		Y	Y		Y							Y									Y					Y							Y		
	PCB 101/90/89	AXYS MLA-007	MLA-007			Y										Y							Y														
		EPA 8270	MLA-007										Y																								
	PCB 102 2,2',4,5,6'-Pentachlorobiphenyl	EPA 1668	MLA-010					Y		Y	Y	Y	Y	Y	Y														Y		Y	Y	Y	Y		Y	Y
		AXYS MLA-010	MLA-010		Y	Y		Y							Y									Y					Y							Y		
	PCB 103 2,2',4,5',6-Pentachlorobiphenyl	EPA 1668	MLA-010					Y		Y	Y	Y	Y	Y	Y														Y		Y	Y	Y	Y		Y	Y
		EPA 8270	MLA-007										Y																								
		AXYS MLA-010	MLA-010		Y	Y		Y							Y									Y					Y							Y		
	PCB 104 2,2',4,6,6'-Pentachlorobiphenyl	EPA 1668	MLA-010					Y		Y	Y	Y	Y	Y	Y														Y		Y	Y	Y	Y		Y	Y
		EPA 8270	MLA-007										Y																								
		AXYS MLA-010	MLA-010		Y	Y		Y							Y									Y					Y							Y		
	PCB 105 2,3,3',4,4'-Pentachlorobiphenyl	EPA 1668	MLA-010					Y		Y	Y	Y	Y	Y	Y														Y		Y	Y	Y	Y		Y	Y
		AXYS MLA-010	MLA-010		Y	Y		Y							Y									Y					Y							Y		
	PCB 105/127	AXYS MLA-007	MLA-007			Y										Y							Y														
		EPA 8270	MLA-007										Y																								
	PCB 106 2,3,3',4,5-Pentachlorobiphenyl	EPA 1668	MLA-010					Y		Y	Y	Y	Y	Y	Y														Y		Y	Y	Y	Y		Y	Y
		AXYS MLA-010	MLA-010		Y	Y		Y							Y									Y					Y							Y		
	PCB 107 2,3,3',4',5-Pentachlorobiphenyl	EPA 1668	MLA-010					Y		Y	Y	Y	Y	Y	Y														Y		Y	Y	Y	Y		Y	Y
		AXYS MLA-010	MLA-010		Y	Y		Y							Y									Y					Y							Y		
	PCB 107/109	AXYS MLA-007	MLA-007			Y										Y							Y														
		EPA 8270	MLA-007										Y																								
	PCB 108 2,3,3',4,5'-Pentachlorobiphenyl	EPA 1668	MLA-010					Y		Y	Y	Y	Y	Y	Y														Y		Y	Y	Y	Y		Y	Y
		AXYS MLA-010	MLA-010		Y	Y		Y							Y									Y					Y							Y		
	PCB 109 2,3,3',4,6-Pentachlorobiphenyl	EPA 1668	MLA-010					Y		Y	Y	Y	Y	Y	Y														Y		Y	Y	Y	Y		Y	Y

Accreditation Scope

AXYS Analytical Services Ltd.
file ref.: ACC-101 Rev.23

				Pulp	Serum	Solids										Tissue						Urine	Water	Water, Drinking				Water, Non-Potable								
Compound Class	Compound	Accredited Method ID	AXYS Method ID	CALA	CALA	CALA	California DPH	Florida DOH	Minnesota DOH	New Jersey DEP	New York DOH	Virginia DGS	Washington DE	Maine DOH	ANAB	CALA	Florida DOH	Minnesota DOH	New Jersey DEP	Virginia DGS	ANAB	CALA	CALA	Florida DOH	Minnesota DOH	New Jersey DEP	ANAB	California DPH	Florida DOH	Minnesota DOH	New Jersey DEP	New York DOH	Virginia DGS	Washington DE*	Maine DOH	ANAB	Pennsylvania DEP
		AXYS MLA-010	MLA-010		Y	Y		Y							Y	Y							Y						Y							Y	
	PCB 11 3,3'-Dichlorobiphenyl	EPA 1668	MLA-010					Y			Y	Y	Y	Y	Y														Y		Y	Y	Y	Y		Y	Y
		EPA 8270	MLA-007										Y																								
		AXYS MLA-010	MLA-010		Y	Y		Y							Y	Y							Y						Y							Y	
	PCB 110 2,3,3',4',6-Pentachlorobiphenyl	AXYS MLA-007	MLA-007			Y										Y							Y														
		EPA 1668	MLA-010					Y			Y	Y	Y	Y	Y														Y		Y	Y	Y	Y		Y	Y
		EPA 8270	MLA-007										Y																								
		AXYS MLA-010	MLA-010		Y	Y		Y							Y	Y							Y						Y							Y	
	PCB 111 2,3,3',5,5'-Pentachlorobiphenyl	EPA 1668	MLA-010					Y			Y	Y	Y	Y	Y														Y		Y	Y	Y	Y		Y	Y
		AXYS MLA-010	MLA-010		Y	Y		Y							Y	Y							Y						Y							Y	
	PCB 111/117	EPA 8270	MLA-007										Y																								
	PCB 112 2,3,3',5,6-Pentachlorobiphenyl	EPA 1668	MLA-010					Y			Y	Y	Y	Y	Y														Y		Y	Y	Y	Y		Y	Y
		EPA 8270	MLA-007										Y																								
		AXYS MLA-010	MLA-010		Y	Y		Y							Y	Y							Y						Y							Y	
	PCB 113 2,3,3',5',6-Pentachlorobiphenyl	EPA 1668	MLA-010					Y			Y	Y	Y	Y	Y														Y		Y	Y	Y	Y		Y	Y
		EPA 8270	MLA-007										Y																								
		AXYS MLA-010	MLA-010		Y	Y		Y							Y	Y							Y						Y							Y	
	PCB 114 2,3,4,4',5-Pentachlorobiphenyl	EPA 1668	MLA-010					Y			Y	Y	Y	Y	Y														Y		Y	Y	Y	Y		Y	Y
		EPA 8270	MLA-007										Y																								
		AXYS MLA-010	MLA-010		Y	Y		Y							Y	Y							Y						Y							Y	
	PCB 115 2,3,4,4',6-Pentachlorobiphenyl	EPA 1668	MLA-010					Y			Y	Y	Y	Y	Y														Y		Y	Y	Y	Y		Y	Y
		AXYS MLA-010	MLA-010		Y	Y		Y							Y	Y							Y						Y							Y	
	PCB 116 2,3,4,5,6-Pentachlorobiphenyl	EPA 1668	MLA-010					Y			Y	Y	Y	Y	Y														Y		Y	Y	Y	Y		Y	Y
		AXYS MLA-010	MLA-010		Y	Y		Y							Y	Y							Y						Y							Y	
	PCB 117 2,3,4',5,6-Pentachlorobiphenyl	EPA 1668	MLA-010					Y			Y	Y	Y	Y	Y														Y		Y	Y	Y	Y		Y	Y
		AXYS MLA-010	MLA-010		Y	Y		Y							Y	Y							Y						Y							Y	
	PCB 118 2,3',4,4',5-Pentachlorobiphenyl	AXYS MLA-901	MLA-901		Y																																
		EPA 1668	MLA-010					Y			Y	Y	Y	Y	Y														Y		Y	Y	Y	Y		Y	Y
		AXYS MLA-010	MLA-010		Y	Y		Y							Y	Y							Y						Y							Y	
	PCB 118/106	AXYS MLA-007	MLA-007			Y										Y							Y														
		EPA 8270	MLA-007										Y																								
	PCB 119 2,3',4,4',6-Pentachlorobiphenyl	EPA 1668	MLA-010					Y			Y	Y	Y	Y	Y														Y		Y	Y	Y	Y		Y	Y
		EPA 8270	MLA-007										Y																								
		AXYS MLA-010	MLA-010		Y	Y		Y							Y	Y							Y						Y							Y	
	PCB 12 3,4-Dichlorobiphenyl	EPA 1668	MLA-010					Y			Y	Y	Y	Y	Y														Y		Y	Y	Y	Y		Y	Y
		AXYS MLA-010	MLA-010		Y	Y		Y							Y	Y							Y						Y							Y	
	PCB 12/13	EPA 8270	MLA-007										Y																								
	PCB 120 2,3',4,5,5'-Pentachlorobiphenyl	EPA 1668	MLA-010					Y			Y	Y	Y	Y	Y														Y		Y	Y	Y	Y		Y	Y
		AXYS MLA-010	MLA-010		Y	Y		Y							Y	Y							Y						Y							Y	
	PCB 121 2,3',4,5',6-Pentachlorobiphenyl	EPA 1668	MLA-010					Y			Y	Y	Y	Y	Y														Y		Y	Y	Y	Y		Y	Y
		AXYS MLA-010	MLA-010		Y	Y		Y							Y	Y							Y						Y							Y	
	PCB 122 2,3,3',4',5'-Pentachlorobiphenyl	EPA 1668	MLA-010					Y			Y	Y	Y	Y	Y														Y		Y	Y	Y	Y		Y	Y
		EPA 8270	MLA-007										Y																								
		AXYS MLA-010	MLA-010		Y	Y		Y							Y	Y							Y						Y							Y	
	PCB 123 2,3',4,4',5'-Pentachlorobiphenyl	EPA 1668	MLA-010					Y			Y	Y	Y	Y	Y														Y		Y	Y	Y	Y		Y	Y
		EPA 8270	MLA-007										Y																								
		AXYS MLA-010	MLA-010		Y	Y		Y							Y	Y							Y						Y							Y	
	PCB 124 2,3',4',5,5'-Pentachlorobiphenyl	EPA 1668	MLA-010					Y			Y	Y	Y	Y	Y														Y		Y	Y	Y	Y		Y	Y
		EPA 8270	MLA-007										Y																								
		AXYS MLA-010	MLA-010		Y	Y		Y							Y	Y							Y						Y							Y	

Accreditation Scope

AXYS Analytical Services Ltd.
file ref.: ACC-101 Rev.23

Compound Class	Compound	Accredited Method ID	AXYS Method ID	Pulp	Serum	Solids										Tissue						Urine	Water	Water, Drinking				Water, Non-Potable								
				CALA	CALA	CALA	California DPH	Florida DOH	Minnesota DOH	New Jersey DEP	New York DOH	Virginia DGS	Washington DE	Maine DOH	ANAB	CALA	Florida DOH	Minnesota DOH	New Jersey DEP	Virginia DGS	ANAB	CALA	CALA	Florida DOH	Minnesota DOH	New Jersey DEP	ANAB	California DPH	Florida DOH	Minnesota DOH	New Jersey DEP	New York DOH	Virginia DGS	Washington DE*	Maine DOH	ANAB	Pennsylvania DEP
	PCB 125 2,3',4',5',6-Pentachlorobiphenyl	EPA 1668	MLA-010					Y		Y	Y	Y	Y	Y	Y														Y		Y	Y	Y	Y		Y	Y
		EPA 8270	MLA-007										Y																								
		AXYS MLA-010	MLA-010		Y	Y		Y							Y	Y							Y						Y							Y	
	PCB 126 3,3',4,4',5-Pentachlorobiphenyl	AXYS MLA-007	MLA-007			Y										Y							Y														
		EPA 1668	MLA-010					Y		Y	Y	Y	Y	Y	Y														Y		Y	Y	Y	Y		Y	Y
		EPA 8270	MLA-007										Y																								
		AXYS MLA-010	MLA-010		Y	Y		Y							Y	Y							Y						Y							Y	
	PCB 127 3,3',4,5,5'-Pentachlorobiphenyl	EPA 1668	MLA-010					Y		Y	Y	Y	Y	Y	Y														Y		Y	Y	Y	Y		Y	Y
		AXYS MLA-010	MLA-010		Y	Y		Y							Y	Y							Y						Y							Y	
	PCB 128 2,2',3,3',4,4'-Hexachlorobiphenyl	AXYS MLA-007	MLA-007			Y										Y							Y														
		EPA 1668	MLA-010					Y		Y	Y	Y	Y	Y	Y														Y		Y	Y	Y	Y		Y	Y
		EPA 8270	MLA-007										Y																								
		AXYS MLA-010	MLA-010		Y	Y		Y							Y	Y							Y						Y							Y	
	PCB 129 2,2',3,3',4,5-Hexachlorobiphenyl	AXYS MLA-007	MLA-007			Y										Y							Y														
		EPA 1668	MLA-010					Y		Y	Y	Y	Y	Y	Y														Y		Y	Y	Y	Y		Y	Y
		EPA 8270	MLA-007										Y																								
		AXYS MLA-010	MLA-010		Y	Y		Y							Y	Y							Y						Y							Y	
	PCB 13 3,4'-Dichlorobiphenyl	EPA 1668	MLA-010					Y		Y	Y	Y	Y	Y	Y														Y		Y	Y	Y	Y		Y	Y
		AXYS MLA-010	MLA-010		Y	Y		Y							Y	Y							Y						Y							Y	
	PCB 130 2,2',3,3',4,5'-Hexachlorobiphenyl	AXYS MLA-007	MLA-007			Y										Y							Y														
		EPA 1668	MLA-010					Y		Y	Y	Y	Y		Y														Y		Y	Y	Y	Y		Y	Y
		EPA 8270	MLA-007										Y																								
		AXYS MLA-010	MLA-010		Y	Y		Y							Y	Y							Y						Y							Y	
	PCB 131 2,2',3,3',4,6-Hexachlorobiphenyl	EPA 1668	MLA-010					Y		Y	Y	Y	Y	Y	Y														Y		Y	Y	Y	Y		Y	Y
		AXYS MLA-010	MLA-010		Y	Y		Y							Y	Y							Y						Y							Y	
	PCB 131/142	AXYS MLA-007	MLA-007			Y										Y							Y														
		EPA 8270	MLA-007										Y																								
	PCB 132 2,2',3,3',4,6'-Hexachlorobiphenyl	EPA 1668	MLA-010					Y		Y	Y	Y	Y	Y	Y														Y		Y	Y	Y	Y		Y	Y
		AXYS MLA-010	MLA-010		Y	Y		Y							Y	Y							Y						Y							Y	
	PCB 132/168	EPA 8270	MLA-007										Y																								
	PCB 133 2,2',3,3',5,5'-Hexachlorobiphenyl	EPA 1668	MLA-010					Y		Y	Y	Y	Y	Y	Y														Y		Y	Y	Y	Y		Y	Y
		EPA 8270	MLA-007										Y																								
		AXYS MLA-010	MLA-010		Y	Y		Y							Y	Y							Y						Y							Y	
	PCB 134 2,2',3,3',5,6-Hexachlorobiphenyl	EPA 1668	MLA-010					Y		Y	Y	Y	Y	Y	Y														Y		Y	Y	Y	Y		Y	Y
		AXYS MLA-010	MLA-010		Y	Y		Y							Y	Y							Y						Y							Y	
	PCB 134/143	AXYS MLA-007	MLA-007			Y										Y							Y														
		EPA 8270	MLA-007										Y																								
	PCB 135 2,2',3,3',5,6'-Hexachlorobiphenyl	EPA 1668	MLA-010					Y		Y	Y	Y	Y	Y	Y														Y		Y	Y	Y	Y		Y	Y
		AXYS MLA-010	MLA-010		Y	Y		Y							Y	Y							Y						Y							Y	
	PCB 136 2,2',3,3',6,6'-Hexachlorobiphenyl	AXYS MLA-007	MLA-007			Y										Y							Y														
		EPA 1668	MLA-010					Y		Y	Y	Y	Y	Y	Y														Y		Y	Y	Y	Y		Y	Y
		EPA 8270	MLA-007										Y																								
		AXYS MLA-010	MLA-010		Y	Y		Y							Y	Y							Y						Y							Y	
	PCB 137 2,2',3,4,4',5-Hexachlorobiphenyl	AXYS MLA-007	MLA-007			Y										Y							Y														
		EPA 1668	MLA-010					Y		Y	Y	Y	Y	Y	Y														Y		Y	Y	Y	Y		Y	Y
		EPA 8270	MLA-007										Y																								
		AXYS MLA-010	MLA-010		Y	Y		Y							Y	Y							Y						Y							Y	
	PCB 138 2,2',3,4,4',5'-Hexachlorobiphenyl	AXYS MLA-901	MLA-901		Y																																
		EPA 1668	MLA-010					Y		Y	Y	Y	Y	Y	Y														Y		Y	Y	Y	Y		Y	Y
		AXYS MLA-010	MLA-010		Y	Y		Y							Y	Y							Y						Y							Y	

Accreditation Scope

AXYS Analytical Services Ltd.
file ref.: ACC-101 Rev.23

Compound Class	Compound	Accredited Method ID	AXYS Method ID	Pulp	Serum	Solids									Tissue						Urine	Water	Water, Drinking				Water, Non-Potable								
				CALA	CALA	CALA	California DPH	Florida DOH	Minnesota DOH	New Jersey DEP	New York DOH	Virginia DGS	Washington DE	Maine DOH	ANAB	CALA	Florida DOH	Minnesota DOH	New Jersey DEP	Virginia DGS	ANAB	CALA	CALA	Florida DOH	Minnesota DOH	New Jersey DEP	ANAB	California DPH	Florida DOH	Minnesota DOH	New Jersey DEP	New York DOH	Virginia DGS	Washington DE*	Maine DOH	ANAB	Pennsylvania DEP
	PCB 138/163/164	AXYS MLA-007	MLA-007			Y									Y							Y													
		EPA 8270	MLA-007										Y																						
	PCB 139 2,2',3,4,4',6-Hexachlorobiphenyl	EPA 1668	MLA-010					Y		Y	Y	Y	Y	Y	Y													Y		Y	Y	Y	Y		Y	Y
		AXYS MLA-010	MLA-010		Y	Y		Y							Y	Y						Y						Y						Y		
	PCB 14 3,5-Dichlorobiphenyl	EPA 1668	MLA-010					Y		Y	Y	Y	Y	Y	Y													Y		Y	Y	Y	Y		Y	Y
		EPA 8270	MLA-007										Y																							
		AXYS MLA-010	MLA-010		Y	Y		Y							Y	Y						Y						Y						Y		
	PCB 140 2,2',3,4,4',6'-Hexachlorobiphenyl	EPA 1668	MLA-010					Y		Y	Y	Y	Y	Y	Y													Y		Y	Y	Y	Y		Y	Y
		EPA 8270	MLA-007										Y																							
		AXYS MLA-010	MLA-010		Y	Y		Y							Y	Y						Y						Y						Y		
	PCB 141 2,2',3,4,5,5'-Hexachlorobiphenyl	EPA 1668	MLA-010					Y		Y	Y	Y	Y	Y	Y													Y		Y	Y	Y	Y		Y	Y
		EPA 8270	MLA-007										Y																							
		AXYS MLA-010	MLA-010		Y	Y		Y							Y	Y						Y						Y						Y		
	PCB 142 2,2',3,4,5,6-Hexachlorobiphenyl	EPA 1668	MLA-010					Y		Y	Y	Y	Y	Y	Y													Y		Y	Y	Y	Y		Y	Y
		AXYS MLA-010	MLA-010		Y	Y		Y							Y	Y						Y						Y						Y		
	PCB 143 2,2',3,4,5,6'-Hexachlorobiphenyl	EPA 1668	MLA-010					Y		Y	Y	Y	Y	Y	Y													Y		Y	Y	Y	Y		Y	Y
		AXYS MLA-010	MLA-010		Y	Y		Y							Y	Y						Y						Y						Y		
	PCB 144 2,2',3,4,5',6-Hexachlorobiphenyl	EPA 1668	MLA-010					Y		Y	Y	Y	Y	Y	Y													Y		Y	Y	Y	Y		Y	Y
		AXYS MLA-010	MLA-010		Y	Y		Y							Y	Y						Y						Y						Y		
	PCB 144/135	AXYS MLA-007	MLA-007			Y									Y							Y													
		EPA 8270	MLA-007										Y																							
	PCB 145 2,2',3,4,6,6'-Hexachlorobiphenyl	EPA 1668	MLA-010					Y		Y	Y	Y	Y	Y	Y													Y		Y	Y	Y	Y		Y	Y
		EPA 8270	MLA-007										Y																							
		AXYS MLA-010	MLA-010		Y	Y		Y							Y	Y						Y						Y						Y		
	PCB 146 2,2',3,4',5,5'-Hexachlorobiphenyl	AXYS MLA-007	MLA-007			Y									Y							Y													
		AXYS MLA-901	MLA-901		Y																															
		EPA 1668	MLA-010					Y		Y	Y	Y	Y	Y	Y													Y		Y	Y	Y	Y		Y	Y
		EPA 8270	MLA-007										Y																							
		AXYS MLA-010	MLA-010		Y	Y		Y							Y	Y						Y						Y						Y		
	PCB 147 2,2',3,4',5,6-Hexachlorobiphenyl	EPA 1668	MLA-010					Y		Y	Y	Y	Y	Y	Y													Y		Y	Y	Y	Y		Y	Y
		EPA 8270	MLA-007										Y																							
		AXYS MLA-010	MLA-010		Y	Y		Y							Y	Y						Y						Y						Y		
	PCB 148 2,2',3,4',5,6'-Hexachlorobiphenyl	EPA 1668	MLA-010					Y		Y	Y	Y	Y	Y	Y													Y		Y	Y	Y	Y		Y	Y
		EPA 8270	MLA-007										Y																							
		AXYS MLA-010	MLA-010		Y	Y		Y							Y	Y						Y						Y						Y		
	PCB 149 2,2',3,4',5',6-Hexachlorobiphenyl	EPA 1668	MLA-010					Y		Y	Y	Y	Y	Y	Y													Y		Y	Y	Y	Y		Y	Y
		AXYS MLA-010	MLA-010		Y	Y		Y							Y	Y						Y						Y						Y		
	PCB 149/139	AXYS MLA-007	MLA-007			Y									Y							Y													
		EPA 8270	MLA-007										Y																							
	PCB 15 4,4'-Dichlorobiphenyl	AXYS MLA-007	MLA-007			Y									Y							Y													
		EPA 1668	MLA-010					Y		Y	Y	Y	Y	Y	Y													Y		Y	Y	Y	Y		Y	Y
		EPA 8270	MLA-007										Y																							
		AXYS MLA-010	MLA-010		Y	Y		Y							Y	Y						Y						Y						Y		
	PCB 150 2,2',3,4',6,6'-Hexachlorobiphenyl	EPA 1668	MLA-010					Y		Y	Y	Y	Y	Y	Y													Y		Y	Y	Y	Y		Y	Y
		EPA 8270	MLA-007										Y																							
		AXYS MLA-010	MLA-010		Y	Y		Y							Y	Y						Y						Y						Y		
	PCB 151 2,2',3,5,5',6-Hexachlorobiphenyl	AXYS MLA-007	MLA-007			Y									Y							Y													
		EPA 1668	MLA-010					Y		Y	Y	Y	Y	Y	Y													Y		Y	Y	Y	Y		Y	Y
		EPA 8270	MLA-007										Y																							
		AXYS MLA-010	MLA-010		Y	Y		Y							Y	Y						Y						Y						Y		

Accreditation Scope

AXYS Analytical Services Ltd.
file ref.: ACC-101 Rev.23

Compound Class	Compound	Accredited Method ID	AXYS Method ID	Pulp	Serum	Solids										Tissue						Urine	Water	Water, Drinking				Water, Non-Potable									
				CALA	CALA	CALA	California DPH	Florida DOH	Minnesota DOH	New Jersey DEP	New York DOH	Virginia DGS	Washington DE	Maine DOH	ANAB	CALA	Florida DOH	Minnesota DOH	New Jersey DEP	Virginia DGS	ANAB	CALA	CALA	Florida DOH	Minnesota DOH	New Jersey DEP	ANAB	California DPH	Florida DOH	Minnesota DOH	New Jersey DEP	New York DOH	Virginia DGS	Washington DE*	Maine DOH	ANAB	Pennsylvania DEP
	PCB 152 2,2',3,5,6,6'-Hexachlorobiphenyl	EPA 1668	MLA-010					Y		Y	Y	Y	Y	Y	Y														Y		Y	Y	Y	Y		Y	Y
		EPA 8270	MLA-007										Y																								
		AXYS MLA-010	MLA-010		Y	Y		Y							Y	Y							Y						Y							Y	
	PCB 153 2,2',4,4',5,5'-Hexachlorobiphenyl	AXYS MLA-007	MLA-007			Y										Y							Y														
		AXYS MLA-901	MLA-901		Y																																
		EPA 1668	MLA-010					Y		Y	Y	Y	Y	Y	Y														Y		Y	Y	Y	Y		Y	Y
		EPA 8270	MLA-007										Y																								
		AXYS MLA-010	MLA-010		Y	Y		Y							Y	Y							Y						Y							Y	
	PCB 154 2,2',4,4',5,6'-Hexachlorobiphenyl	EPA 1668	MLA-010					Y		Y	Y	Y	Y	Y	Y														Y		Y	Y	Y	Y		Y	Y
		EPA 8270	MLA-007										Y																								
		AXYS MLA-010	MLA-010		Y	Y		Y							Y	Y							Y						Y							Y	
	PCB 155 2,2',4,4',6,6'-Hexachlorobiphenyl	EPA 1668	MLA-010					Y		Y	Y	Y	Y	Y	Y														Y		Y	Y	Y	Y		Y	Y
		EPA 8270	MLA-007										Y																								
		AXYS MLA-010	MLA-010		Y	Y		Y							Y	Y							Y						Y							Y	
	PCB 156 2,3,3',4,4',5-Hexachlorobiphenyl	AXYS MLA-007	MLA-007			Y										Y							Y														
		AXYS MLA-901	MLA-901		Y																																
		EPA 1668	MLA-010					Y		Y	Y	Y	Y	Y	Y														Y		Y	Y	Y	Y		Y	Y
		EPA 8270	MLA-007										Y																								
		AXYS MLA-010	MLA-010		Y	Y		Y							Y	Y							Y						Y							Y	
	PCB 157 2,3,3',4,4',5'-Hexachlorobiphenyl	AXYS MLA-007	MLA-007			Y										Y							Y														
		EPA 1668	MLA-010					Y		Y	Y	Y	Y	Y	Y														Y		Y	Y	Y	Y		Y	Y
		EPA 8270	MLA-007										Y																								
		AXYS MLA-010	MLA-010		Y	Y		Y							Y	Y							Y						Y							Y	
	PCB 158 2,3,3',4,4',6-Hexachlorobiphenyl	EPA 1668	MLA-010					Y		Y	Y	Y	Y	Y	Y														Y		Y	Y	Y	Y		Y	Y
		AXYS MLA-010	MLA-010		Y	Y		Y							Y	Y							Y						Y							Y	
	PCB 158/160	AXYS MLA-007	MLA-007			Y										Y							Y														
		EPA 8270	MLA-007										Y																								
	PCB 159 2,3,3',4,5,5'-Hexachlorobiphenyl	AXYS MLA-007	MLA-007			Y										Y							Y														
		EPA 1668	MLA-010					Y		Y	Y	Y	Y	Y	Y														Y		Y	Y	Y	Y		Y	Y
		EPA 8270	MLA-007										Y																								
		AXYS MLA-010	MLA-010		Y	Y		Y							Y	Y							Y						Y							Y	
	PCB 16 2,2',3-Trichlorobiphenyl	EPA 1668	MLA-010					Y		Y	Y	Y	Y	Y	Y														Y		Y	Y	Y	Y		Y	Y
		AXYS MLA-010	MLA-010		Y	Y		Y							Y	Y							Y						Y							Y	
	PCB 16/32	AXYS MLA-007	MLA-007			Y										Y							Y														
		EPA 8270	MLA-007										Y																								
	PCB 160 2,3,3',4,5,6-Hexachlorobiphenyl	AXYS MLA-007	MLA-007			Y										Y							Y														
		EPA 1668	MLA-010					Y		Y	Y	Y	Y	Y	Y														Y		Y	Y	Y	Y		Y	Y
		AXYS MLA-010	MLA-010		Y	Y		Y							Y	Y							Y						Y							Y	
	PCB 161 2,3,3',4,5',6-Hexachlorobiphenyl	AXYS MLA-007	MLA-007			Y										Y							Y														
		EPA 1668	MLA-010					Y		Y	Y	Y	Y	Y	Y														Y		Y	Y	Y	Y		Y	Y
		EPA 8270	MLA-007										Y																								
		AXYS MLA-010	MLA-010		Y	Y		Y							Y	Y							Y						Y							Y	
	PCB 162 2,3,3',4',5,5'-Hexachlorobiphenyl	EPA 1668	MLA-010					Y		Y	Y	Y	Y	Y	Y														Y		Y	Y	Y	Y		Y	Y
		EPA 8270	MLA-007										Y																								
		AXYS MLA-010	MLA-010		Y	Y		Y							Y	Y							Y						Y							Y	
	PCB 163 2,3,3',4',5,6-Hexachlorobiphenyl	EPA 1668	MLA-010					Y		Y	Y	Y	Y	Y	Y														Y		Y	Y	Y	Y		Y	Y
		AXYS MLA-010	MLA-010		Y	Y		Y							Y	Y							Y						Y							Y	
	PCB 164 2,3,3',4',5',6-Hexachlorobiphenyl	EPA 1668	MLA-010					Y		Y	Y	Y	Y	Y	Y														Y		Y	Y	Y	Y		Y	Y
		AXYS MLA-010	MLA-010		Y	Y		Y							Y	Y							Y						Y							Y	
	PCB 165 2,3,3',5,5',6-Hexachlorobiphenyl	EPA 1668	MLA-010					Y		Y	Y	Y	Y	Y	Y														Y		Y	Y	Y	Y		Y	Y

Accreditation Scope

AXYS Analytical Services Ltd.
file ref.: ACC-101 Rev.23

Compound Class	Compound	Accredited Method ID	AXYS Method ID	Pulp	Serum	Solids									Tissue							Urine	Water	Water, Drinking				Water, Non-Potable								
				CALA	CALA	CALA	California DPH	Florida DOH	Minnesota DOH	New Jersey DEP	New York DOH	Virginia DGS	Washington DE	Maine DOH	ANAB	CALA	Florida DOH	Minnesota DOH	New Jersey DEP	Virginia DGS	ANAB	CALA	CALA	Florida DOH	Minnesota DOH	New Jersey DEP	ANAB	California DPH	Florida DOH	Minnesota DOH	New Jersey DEP	New York DOH	Virginia DGS	Washington DE*	Maine DOH	ANAB	Pennsylvania DEP
		EPA 8270	MLA-007										Y																						
		AXYS MLA-010	MLA-010		Y	Y		Y						Y	Y								Y					Y							Y	
	PCB 166 2,3,4,4',5,6-Hexachlorobiphenyl	EPA 1668	MLA-010					Y		Y	Y	Y	Y	Y														Y		Y	Y	Y	Y		Y	Y
		EPA 8270	MLA-007										Y																							
		AXYS MLA-010	MLA-010		Y	Y		Y						Y	Y								Y					Y							Y	
	PCB 167 2,3',4,4',5,5'-Hexachlorobiphenyl	EPA 1668	MLA-010					Y		Y	Y	Y	Y	Y														Y		Y	Y	Y	Y		Y	Y
		EPA 8270	MLA-007										Y																							
		AXYS MLA-010	MLA-010		Y	Y		Y						Y	Y								Y					Y							Y	
	PCB 168 2,3',4,4',5,6-Hexachlorobiphenyl	EPA 1668	MLA-010					Y		Y	Y	Y	Y	Y														Y		Y	Y	Y	Y		Y	Y
		AXYS MLA-010	MLA-010		Y	Y		Y						Y	Y								Y					Y							Y	
	PCB 169 3,3',4,4',5,5'-Hexachlorobiphenyl	AXYS MLA-007	MLA-007			Y									Y								Y													
		EPA 1668	MLA-010					Y		Y	Y	Y	Y	Y														Y		Y	Y	Y	Y		Y	Y
		EPA 8270	MLA-007										Y																							
		AXYS MLA-010	MLA-010		Y	Y		Y						Y	Y								Y					Y							Y	
	PCB 17 2,2',4-Trichlorobiphenyl	AXYS MLA-007	MLA-007			Y									Y								Y													
		EPA 1668	MLA-010					Y		Y	Y	Y	Y	Y														Y		Y	Y	Y	Y		Y	Y
		EPA 8270	MLA-007										Y																							
		AXYS MLA-010	MLA-010		Y	Y		Y						Y	Y								Y					Y							Y	
	PCB 170 2,2',3,3',4,4',5-Heptachlorobiphenyl	AXYS MLA-901	MLA-901		Y																															
		EPA 1668	MLA-010					Y		Y	Y	Y	Y	Y														Y		Y	Y	Y	Y		Y	Y
		AXYS MLA-010	MLA-010		Y	Y		Y						Y	Y								Y					Y							Y	
	PCB 170/190	AXYS MLA-007	MLA-007			Y									Y								Y													
		EPA 8270	MLA-007										Y																							
	PCB 171 2,2',3,3',4,4',6-Heptachlorobiphenyl	AXYS MLA-007	MLA-007			Y									Y								Y													
		EPA 1668	MLA-010					Y		Y	Y	Y	Y	Y														Y		Y	Y	Y	Y		Y	Y
		EPA 8270	MLA-007										Y																							
		AXYS MLA-010	MLA-010		Y	Y		Y						Y	Y								Y					Y							Y	
	PCB 172 2,2',3,3',4,5,5'-Heptachlorobiphenyl	EPA 1668	MLA-010					Y		Y	Y	Y	Y	Y														Y		Y	Y	Y	Y		Y	Y
		AXYS MLA-010	MLA-010		Y	Y		Y						Y	Y								Y					Y							Y	
	PCB 172/192	AXYS MLA-007	MLA-007			Y									Y								Y													
		EPA 8270	MLA-007										Y																							
	PCB 173 2,2',3,3',4,5,6-Heptachlorobiphenyl	EPA 1668	MLA-010					Y		Y	Y	Y	Y	Y														Y		Y	Y	Y	Y		Y	Y
		EPA 8270	MLA-007										Y																							
		AXYS MLA-010	MLA-010		Y	Y		Y						Y	Y								Y					Y							Y	
	PCB 174 2,2',3,3',4,5,6'-Heptachlorobiphenyl	EPA 1668	MLA-010					Y		Y	Y	Y	Y	Y														Y		Y	Y	Y	Y		Y	Y
		AXYS MLA-010	MLA-010		Y	Y		Y						Y	Y								Y					Y							Y	
	PCB 174/181	AXYS MLA-007	MLA-007			Y									Y								Y													
		EPA 8270	MLA-007										Y																							
	PCB 175 2,2',3,3',4,5',6-Heptachlorobiphenyl	AXYS MLA-007	MLA-007			Y									Y								Y													
		EPA 1668	MLA-010					Y		Y	Y	Y	Y	Y														Y		Y	Y	Y	Y		Y	Y
		EPA 8270	MLA-007										Y																							
		AXYS MLA-010	MLA-010		Y	Y		Y						Y	Y								Y					Y							Y	
	PCB 176 2,2',3,3',4,6,6'-Heptachlorobiphenyl	AXYS MLA-007	MLA-007			Y									Y								Y													
		EPA 1668	MLA-010					Y		Y	Y	Y	Y	Y														Y		Y	Y	Y	Y		Y	Y
		EPA 8270	MLA-007										Y																							
		AXYS MLA-010	MLA-010		Y	Y		Y						Y	Y								Y					Y							Y	
	PCB 177 2,2',3,3',4,5',6'-Heptachlorobiphenyl	AXYS MLA-007	MLA-007			Y									Y								Y													
		EPA 1668	MLA-010					Y		Y	Y	Y	Y	Y														Y		Y	Y	Y	Y		Y	Y
		EPA 8270	MLA-007										Y																							
		AXYS MLA-010	MLA-010		Y	Y		Y						Y	Y								Y					Y							Y	

Accreditation Scope

AXYS Analytical Services Ltd.
file ref.: ACC-101 Rev.23

Compound Class	Compound	Accredited Method ID	AXYS Method ID	Pulp	Serum	Solids									Tissue						Urine	Water	Water, Drinking				Water, Non-Potable								
				CALA	CALA	CALA	California DPH	Florida DOH	Minnesota DOH	New Jersey DEP	New York DOH	Virginia DGS	Washington DE	Maine DOH	ANAB	CALA	Florida DOH	Minnesota DOH	New Jersey DEP	Virginia DGS	ANAB	CALA	CALA	Florida DOH	Minnesota DOH	New Jersey DEP	ANAB	California DPH	Florida DOH	Minnesota DOH	New Jersey DEP	New York DOH	Virginia DGS	Washington DE*	Maine DOH	ANAB	Pennsylvania DEP
	PCB 178 2,2',3,3',5,5',6-Heptachlorobiphenyl	AXYS MLA-007	MLA-007			Y									Y							Y													
		EPA 1668	MLA-010					Y		Y	Y	Y	Y	Y	Y													Y		Y	Y	Y	Y		Y	Y
		EPA 8270	MLA-007										Y																							
		AXYS MLA-010	MLA-010		Y	Y		Y							Y	Y							Y					Y							Y	
	PCB 179 2,2',3,3',5,6,6'-Heptachlorobiphenyl	AXYS MLA-007	MLA-007			Y									Y								Y													
		EPA 1668	MLA-010					Y		Y	Y	Y	Y	Y	Y													Y		Y	Y	Y	Y		Y	Y
		EPA 8270	MLA-007										Y																							
		AXYS MLA-010	MLA-010		Y	Y		Y							Y	Y							Y					Y							Y	
	PCB 18 2,2',5-Trichlorobiphenyl	AXYS MLA-007	MLA-007			Y									Y								Y													
		EPA 1668	MLA-010					Y		Y	Y	Y	Y	Y	Y													Y		Y	Y	Y	Y		Y	Y
		EPA 8270	MLA-007										Y																							
		AXYS MLA-010	MLA-010		Y	Y		Y							Y	Y							Y					Y							Y	
	PCB 180 2,2',3,4,4',5,5'-Heptachlorobiphenyl	AXYS MLA-007	MLA-007			Y									Y								Y													
		AXYS MLA-901	MLA-901		Y																															
		EPA 1668	MLA-010					Y		Y	Y	Y	Y	Y	Y													Y		Y	Y	Y	Y		Y	Y
		EPA 8270	MLA-007										Y																							
		AXYS MLA-010	MLA-010		Y	Y		Y							Y	Y							Y					Y							Y	
	PCB 181 2,2',3,4,4',5,6-Heptachlorobiphenyl	EPA 1668	MLA-010					Y		Y	Y	Y	Y	Y	Y													Y		Y	Y	Y	Y		Y	Y
		AXYS MLA-010	MLA-010		Y	Y		Y							Y	Y							Y					Y							Y	
	PCB 182 2,2',3,4,4',5,6'-Heptachlorobiphenyl	EPA 1668	MLA-010					Y		Y	Y	Y	Y	Y	Y													Y		Y	Y	Y	Y		Y	Y
		AXYS MLA-010	MLA-010		Y	Y		Y							Y	Y							Y					Y							Y	
	PCB 183 2,2',3,4,4',5',6-Heptachlorobiphenyl	AXYS MLA-007	MLA-007			Y									Y								Y													
		EPA 1668	MLA-010					Y		Y	Y	Y	Y	Y	Y													Y		Y	Y	Y	Y		Y	Y
		EPA 8270	MLA-007										Y																							
		AXYS MLA-010	MLA-010		Y	Y		Y							Y	Y							Y					Y							Y	
	PCB 184 2,2',3,4,4',6,6'-Heptachlorobiphenyl	EPA 1668	MLA-010					Y		Y	Y	Y	Y	Y	Y													Y		Y	Y	Y	Y		Y	Y
		EPA 8270	MLA-007										Y																							
		AXYS MLA-010	MLA-010		Y	Y		Y							Y	Y							Y					Y							Y	
	PCB 185 2,2',3,4,5,5',6-Heptachlorobiphenyl	AXYS MLA-007	MLA-007			Y									Y								Y													
		EPA 1668	MLA-010					Y		Y	Y	Y	Y	Y	Y													Y		Y	Y	Y	Y		Y	Y
		EPA 8270	MLA-007										Y																							
		AXYS MLA-010	MLA-010		Y	Y		Y							Y	Y							Y					Y							Y	
	PCB 186 2,2',3,4,5,6,6'-Heptachlorobiphenyl	EPA 1668	MLA-010					Y		Y	Y	Y	Y	Y	Y													Y		Y	Y	Y	Y		Y	Y
		EPA 8270	MLA-007										Y																							
		AXYS MLA-010	MLA-010		Y	Y		Y							Y	Y							Y					Y							Y	
	PCB 187 2,2',3,4',5,5',6-Heptachlorobiphenyl	AXYS MLA-901	MLA-901		Y																															
		EPA 1668	MLA-010					Y		Y	Y	Y	Y	Y	Y													Y		Y	Y	Y	Y		Y	Y
		AXYS MLA-010	MLA-010		Y	Y		Y							Y	Y							Y					Y							Y	
	PCB 187/182	AXYS MLA-007	MLA-007			Y									Y								Y													
		EPA 8270	MLA-007										Y																							
	PCB 188 2,2',3,4',5,6,6'-Heptachlorobiphenyl	EPA 1668	MLA-010					Y		Y	Y	Y	Y	Y	Y													Y		Y	Y	Y	Y		Y	Y
		EPA 8270	MLA-007										Y																							
		AXYS MLA-010	MLA-010		Y	Y		Y							Y	Y							Y					Y							Y	
	PCB 189 2,3,3',4,4',5,5'-Heptachlorobiphenyl	AXYS MLA-007	MLA-007			Y									Y								Y													
		EPA 1668	MLA-010					Y		Y	Y	Y	Y	Y	Y													Y		Y	Y	Y	Y		Y	Y
		EPA 8270	MLA-007										Y																							
		AXYS MLA-010	MLA-010		Y	Y		Y							Y	Y							Y					Y							Y	
	PCB 19 2,2',6-Trichlorobiphenyl	AXYS MLA-007	MLA-007			Y									Y								Y													
		EPA 1668	MLA-010					Y		Y	Y	Y	Y	Y	Y													Y		Y	Y	Y	Y		Y	Y
		EPA 8270	MLA-007										Y																							

Accreditation Scope

AXYS Analytical Services Ltd.
file ref.: ACC-101 Rev.23

Compound Class	Compound	Accredited Method ID	AXYS Method ID	Pulp	Serum	Solids										Tissue						Urine	Water	Water, Drinking				Water, Non-Potable									
				CALA	CALA	CALA	California DPH	Florida DOH	Minnesota DOH	New Jersey DEP	New York DOH	Virginia DGS	Washington DE	Maine DOH	ANAB	CALA	Florida DOH	Minnesota DOH	New Jersey DEP	Virginia DGS	ANAB	CALA	CALA	Florida DOH	Minnesota DOH	New Jersey DEP	ANAB	California DPH	Florida DOH	Minnesota DOH	New Jersey DEP	New York DOH	Virginia DGS	Washington DE*	Maine DOH	ANAB	Pennsylvania DEP
		AXYS MLA-010	MLA-010		Y	Y		Y						Y	Y							Y						Y							Y		
	PCB 190 2,3,3',4,4',5,6-Heptachlorobiphenyl	EPA 1668	MLA-010					Y		Y	Y	Y	Y	Y	Y														Y		Y	Y	Y	Y		Y	Y
		AXYS MLA-010	MLA-010		Y	Y		Y						Y	Y								Y						Y							Y		
	PCB 191 2,3,3',4,4',5',6-Heptachlorobiphenyl	AXYS MLA-007	MLA-007			Y										Y							Y														
		EPA 1668	MLA-010					Y		Y	Y	Y	Y	Y	Y														Y		Y	Y	Y	Y		Y	Y
		EPA 8270	MLA-007										Y																									
		AXYS MLA-010	MLA-010		Y	Y		Y						Y	Y								Y						Y							Y		
	PCB 192 2,3,3',4,5,5',6-Heptachlorobiphenyl	EPA 1668	MLA-010					Y		Y	Y	Y	Y	Y	Y														Y		Y	Y	Y	Y		Y	Y
		AXYS MLA-010	MLA-010		Y	Y		Y						Y	Y								Y						Y							Y		
	PCB 193 2,3,3',4',5,5',6-Heptachlorobiphenyl	AXYS MLA-007	MLA-007			Y										Y							Y														
		EPA 1668	MLA-010					Y		Y	Y	Y	Y	Y	Y														Y		Y	Y	Y	Y		Y	Y
		EPA 8270	MLA-007										Y																									
		AXYS MLA-010	MLA-010		Y	Y		Y						Y	Y								Y						Y							Y		
	PCB 194 2,2',3,3',4,4',5,5'-Octachlorobiphenyl	AXYS MLA-007	MLA-007			Y										Y							Y														
		AXYS MLA-901	MLA-901		Y																																	
		EPA 1668	MLA-010					Y		Y	Y	Y	Y	Y	Y														Y		Y	Y	Y	Y		Y	Y
		EPA 8270	MLA-007										Y																									
		AXYS MLA-010	MLA-010		Y	Y		Y						Y	Y								Y						Y							Y		
	PCB 195 2,2',3,3',4,4',5,6-Octachlorobiphenyl	AXYS MLA-007	MLA-007			Y										Y							Y														
		EPA 1668	MLA-010					Y		Y	Y	Y	Y	Y	Y														Y		Y	Y	Y	Y		Y	Y
		EPA 8270	MLA-007										Y																									
		AXYS MLA-010	MLA-010		Y	Y		Y						Y	Y								Y						Y							Y		
	PCB 196 2,2',3,3',4,4',5,6'-Octachlorobiphenyl	EPA 1668	MLA-010					Y		Y	Y	Y	Y	Y	Y														Y		Y	Y	Y	Y		Y	Y
		AXYS MLA-010	MLA-010		Y	Y		Y						Y	Y								Y						Y							Y		
	PCB 196/203	AXYS MLA-007	MLA-007			Y										Y							Y														
		EPA 8270	MLA-007										Y																									
	PCB 197 2,2',3,3',4,4',6,6'-Octachlorobiphenyl	AXYS MLA-007	MLA-007			Y										Y							Y														
		EPA 1668	MLA-010					Y		Y	Y	Y	Y		Y														Y		Y	Y	Y	Y		Y	Y
		EPA 8270	MLA-007										Y																									
		AXYS MLA-010	MLA-010		Y	Y		Y						Y	Y								Y						Y							Y		
	PCB 198 2,2',3,3',4,5,5',6-Octachlorobiphenyl	AXYS MLA-007	MLA-007			Y										Y							Y														
		EPA 1668	MLA-010					Y		Y	Y	Y	Y	Y	Y														Y		Y	Y	Y	Y		Y	Y
		EPA 8270	MLA-007										Y																									
		AXYS MLA-010	MLA-010		Y	Y		Y						Y	Y								Y						Y							Y		
	PCB 199 2,2',3,3',4,5,5',6'-Octachlorobiphenyl	AXYS MLA-007	MLA-007			Y										Y							Y														
		EPA 1668	MLA-010					Y		Y	Y	Y	Y		Y														Y		Y	Y	Y	Y		Y	Y
		EPA 8270	MLA-007										Y																									
		AXYS MLA-010	MLA-010		Y	Y		Y						Y	Y								Y						Y							Y		
	PCB 2 3-Chlorobiphenyl	EPA 1668	MLA-010					Y		Y	Y	Y	Y	Y	Y														Y		Y	Y	Y	Y		Y	Y
		EPA 8270	MLA-007										Y																									
		AXYS MLA-010	MLA-010		Y	Y		Y						Y	Y								Y						Y							Y		
	PCB 20 2,3,3'-Trichlorobiphenyl	EPA 1668	MLA-010					Y		Y	Y	Y	Y	Y	Y														Y		Y	Y	Y	Y		Y	Y
		AXYS MLA-010	MLA-010		Y	Y		Y						Y	Y								Y						Y							Y		
	PCB 200 2,2',3,3',4,5,6,6'-Octachlorobiphenyl	EPA 1668	MLA-010					Y		Y	Y	Y	Y	Y	Y														Y		Y	Y	Y	Y		Y	Y
		EPA 8270	MLA-007										Y																									
		AXYS MLA-010	MLA-010		Y	Y		Y						Y	Y								Y						Y							Y		
	PCB 201 2,2',3,3',4,5',6,6'-Octachlorobiphenyl	AXYS MLA-007	MLA-007			Y										Y							Y														
		EPA 1668	MLA-010					Y		Y	Y	Y	Y		Y														Y		Y	Y	Y	Y		Y	Y
		EPA 8270	MLA-007										Y																									
		AXYS MLA-010	MLA-010		Y	Y		Y						Y	Y								Y						Y							Y		

Accreditation Scope

AXYS Analytical Services Ltd.
file ref.: ACC-101 Rev.23

Compound Class	Compound	Accredited Method ID	AXYS Method ID	Pulp	Serum	Solids										Tissue						Urine	Water	Water, Drinking				Water, Non-Potable								
				CALA	CALA	CALA	California DPH	Florida DOH	Minnesota DOH	New Jersey DEP	New York DOH	Virginia DGS	Washington DE	Maine DOH	ANAB	CALA	Florida DOH	Minnesota DOH	New Jersey DEP	Virginia DGS	ANAB	CALA	CALA	Florida DOH	Minnesota DOH	New Jersey DEP	ANAB	California DPH	Florida DOH	Minnesota DOH	New Jersey DEP	New York DOH	Virginia DGS	Washington DE*	Maine DOH	ANAB	Pennsylvania DEP
	PCB 202 2,2',3,3',5,5',6,6'-Octachlorobiphenyl	EPA 1668	MLA-010					Y		Y	Y	Y	Y	Y	Y														Y		Y	Y	Y	Y		Y	Y
		EPA 8270	MLA-007										Y																								
		AXYS MLA-010	MLA-010		Y	Y		Y							Y	Y							Y						Y							Y	
	PCB 203 2,2',3,4,4',5,5',6-Octachlorobiphenyl	EPA 1668	MLA-010					Y		Y	Y	Y	Y	Y	Y														Y		Y	Y	Y	Y		Y	Y
		AXYS MLA-010	MLA-010		Y	Y		Y							Y	Y							Y						Y							Y	
	PCB 204 2,2',3,4,4',5,6,6'-Octachlorobiphenyl	EPA 1668	MLA-010					Y		Y	Y	Y	Y	Y	Y														Y		Y	Y	Y	Y		Y	Y
		EPA 8270	MLA-007										Y																								
		AXYS MLA-010	MLA-010		Y	Y		Y							Y	Y							Y						Y							Y	
	PCB 205 2,3,3',4,4',5,5',6-Octachlorobiphenyl	AXYS MLA-007	MLA-007			Y										Y							Y														
		EPA 1668	MLA-010					Y		Y	Y	Y	Y	Y	Y														Y		Y	Y	Y	Y		Y	Y
		EPA 8270	MLA-007										Y																								
		AXYS MLA-010	MLA-010		Y	Y		Y							Y	Y							Y						Y							Y	
	PCB 206 2,2',3,3',4,4',5,5',6-Nonachlorobiphenyl	AXYS MLA-007	MLA-007			Y										Y							Y														
		EPA 1668	MLA-010					Y		Y	Y	Y	Y	Y	Y														Y		Y	Y	Y	Y		Y	Y
		EPA 8270	MLA-007										Y																								
		AXYS MLA-010	MLA-010		Y	Y		Y							Y	Y							Y						Y							Y	
	PCB 207 2,2',3,3',4,4',5,6,6'-Nonachlorobiphenyl	AXYS MLA-007	MLA-007			Y										Y							Y														
		EPA 1668	MLA-010					Y		Y	Y	Y	Y		Y														Y		Y	Y	Y	Y		Y	Y
		EPA 8270	MLA-007										Y																								
		AXYS MLA-010	MLA-010		Y	Y		Y							Y	Y							Y						Y							Y	
	PCB 208 2,2',3,3',4,5,5',6,6'-Nonachlorobiphenyl	AXYS MLA-007	MLA-007			Y										Y							Y														
		EPA 1668	MLA-010					Y		Y	Y	Y	Y		Y														Y		Y	Y	Y	Y		Y	Y
		EPA 8270	MLA-007										Y																								
		AXYS MLA-010	MLA-010		Y	Y		Y							Y	Y							Y						Y							Y	
	PCB 209 Decachlorobiphenyl	AXYS MLA-007	MLA-007			Y										Y							Y														
		EPA 1668	MLA-010					Y		Y	Y	Y	Y	Y	Y														Y		Y	Y	Y	Y		Y	Y
		EPA 8270	MLA-007										Y																								
		AXYS MLA-010	MLA-010		Y	Y		Y							Y	Y							Y						Y							Y	
	PCB 21 2,3,4-Trichlorobiphenyl	EPA 1668	MLA-010					Y		Y	Y	Y	Y	Y	Y														Y		Y	Y	Y	Y		Y	Y
		AXYS MLA-010	MLA-010		Y	Y		Y							Y	Y							Y						Y							Y	
	PCB 22 2,3,4'-Trichlorobiphenyl	AXYS MLA-007	MLA-007			Y										Y							Y														
		EPA 1668	MLA-010					Y		Y	Y	Y	Y	Y	Y														Y		Y	Y	Y	Y		Y	Y
		EPA 8270	MLA-007										Y																								
		AXYS MLA-010	MLA-010		Y	Y		Y							Y	Y							Y						Y							Y	
	PCB 23 2,3,5-Trichlorobiphenyl	EPA 1668	MLA-010					Y		Y	Y	Y	Y		Y														Y		Y	Y	Y	Y		Y	Y
		AXYS MLA-010	MLA-010		Y	Y		Y							Y	Y							Y						Y							Y	
	PCB 23/34	EPA 8270	MLA-007										Y																								
	PCB 24 2,3,6-Trichlorobiphenyl	EPA 1668	MLA-010					Y		Y	Y	Y	Y	Y	Y														Y		Y	Y	Y	Y		Y	Y
		AXYS MLA-010	MLA-010		Y	Y		Y							Y	Y							Y						Y							Y	
	PCB 24/27	AXYS MLA-007	MLA-007			Y										Y							Y														
		EPA 8270	MLA-007										Y																								
	PCB 25 2,3',4-Trichlorobiphenyl	AXYS MLA-007	MLA-007			Y										Y							Y														
		EPA 1668	MLA-010					Y		Y	Y	Y	Y	Y	Y														Y		Y	Y	Y	Y		Y	Y
		EPA 8270	MLA-007										Y																								
		AXYS MLA-010	MLA-010		Y	Y		Y							Y	Y							Y						Y							Y	
	PCB 26 2,3',5-Trichlorobiphenyl	AXYS MLA-007	MLA-007			Y										Y							Y														
		EPA 1668	MLA-010					Y		Y	Y	Y	Y	Y	Y														Y		Y	Y	Y	Y		Y	Y
		EPA 8270	MLA-007										Y																								
		AXYS MLA-010	MLA-010		Y	Y		Y							Y	Y							Y						Y							Y	
	PCB 27 2,3',6-Trichlorobiphenyl	EPA 1668	MLA-010					Y		Y	Y	Y	Y	Y	Y														Y		Y	Y	Y	Y		Y	Y

Accreditation Scope

AXYS Analytical Services Ltd.
file ref.: ACC-101 Rev.23

Compound Class	Compound	Accredited Method ID	AXYS Method ID	Pulp	Serum	Solids									Tissue						Urine	Water	Water, Drinking				Water, Non-Potable								
				CALA	CALA	CALA	California DPH	Florida DOH	Minnesota DOH	New Jersey DEP	New York DOH	Virginia DGS	Washington DE	Maine DOH	ANAB	CALA	Florida DOH	Minnesota DOH	New Jersey DEP	Virginia DGS	ANAB	CALA	CALA	Florida DOH	Minnesota DOH	New Jersey DEP	ANAB	California DPH	Florida DOH	Minnesota DOH	New Jersey DEP	New York DOH	Virginia DGS	Washington DE*	Maine DOH	ANAB	Pennsylvania DEP
		AXYS MLA-010	MLA-010		Y	Y		Y						Y	Y							Y						Y						Y		
	PCB 28 2,4,4'-Trichlorobiphenyl	AXYS MLA-007	MLA-007			Y									Y							Y														
		EPA 1668	MLA-010					Y		Y	Y	Y	Y	Y	Y													Y		Y	Y	Y	Y		Y	Y
		EPA 8270	MLA-007										Y																							
		AXYS MLA-010	MLA-010		Y	Y		Y							Y	Y							Y						Y						Y		
	PCB 29 2,4,5-Trichlorobiphenyl	EPA 1668	MLA-010					Y		Y	Y	Y	Y		Y													Y		Y	Y	Y	Y		Y	Y
		AXYS MLA-010	MLA-010		Y	Y		Y							Y	Y							Y						Y						Y		
	PCB 3 4-Chlorobiphenyl	EPA 1668	MLA-010					Y		Y	Y	Y	Y	Y	Y													Y		Y	Y	Y	Y		Y	Y
		EPA 8270	MLA-007										Y																							
		AXYS MLA-010	MLA-010		Y	Y		Y							Y	Y							Y						Y						Y		
	PCB 30 2,4,6-Trichlorobiphenyl	EPA 1668	MLA-010					Y		Y	Y	Y	Y	Y	Y													Y		Y	Y	Y	Y		Y	Y
		AXYS MLA-010	MLA-010		Y	Y		Y							Y	Y							Y						Y						Y		
	PCB 31 2,4',5-Trichlorobiphenyl	AXYS MLA-007	MLA-007			Y									Y							Y														
		EPA 1668	MLA-010					Y		Y	Y	Y	Y	Y	Y													Y		Y	Y	Y	Y		Y	Y
		EPA 8270	MLA-007										Y																							
		AXYS MLA-010	MLA-010		Y	Y		Y							Y	Y							Y						Y						Y		
	PCB 32 2,4',6-Trichlorobiphenyl	EPA 1668	MLA-010					Y		Y	Y	Y	Y	Y	Y													Y		Y	Y	Y	Y		Y	Y
		AXYS MLA-010	MLA-010		Y	Y		Y							Y	Y							Y						Y						Y		
	PCB 33 2,3',4'-Trichlorobiphenyl	EPA 1668	MLA-010					Y		Y	Y	Y	Y	Y	Y													Y		Y	Y	Y	Y		Y	Y
		AXYS MLA-010	MLA-010		Y	Y		Y							Y	Y							Y						Y						Y		
	PCB 33/20/21	AXYS MLA-007	MLA-007			Y									Y							Y														
		EPA 8270	MLA-007										Y																							
	PCB 34 2,3',5'-Trichlorobiphenyl	AXYS MLA-007	MLA-007			Y									Y							Y														
		EPA 1668	MLA-010					Y		Y	Y	Y	Y	Y	Y													Y		Y	Y	Y	Y		Y	Y
		AXYS MLA-010	MLA-010		Y	Y		Y							Y	Y							Y						Y						Y		
	PCB 35 3,3',4-Trichlorobiphenyl	EPA 1668	MLA-010					Y		Y	Y	Y	Y	Y	Y													Y		Y	Y	Y	Y		Y	Y
		EPA 8270	MLA-007										Y																							
		AXYS MLA-010	MLA-010		Y	Y		Y							Y	Y							Y						Y						Y		
	PCB 36 3,3',5-Trichlorobiphenyl	EPA 1668	MLA-010					Y		Y	Y	Y	Y	Y	Y													Y		Y	Y	Y	Y		Y	Y
		EPA 8270	MLA-007										Y																							
		AXYS MLA-010	MLA-010		Y	Y		Y							Y	Y							Y						Y						Y		
	PCB 37 3,4,4'-Trichlorobiphenyl	EPA 1668	MLA-010					Y		Y	Y	Y	Y	Y	Y													Y		Y	Y	Y	Y		Y	Y
		EPA 8270	MLA-007										Y																							
		AXYS MLA-010	MLA-010		Y	Y		Y							Y	Y							Y						Y						Y		
	PCB 38 3,4,5-Trichlorobiphenyl	EPA 1668	MLA-010					Y		Y	Y	Y	Y	Y	Y													Y		Y	Y	Y	Y		Y	Y
		EPA 8270	MLA-007										Y																							
		AXYS MLA-010	MLA-010		Y	Y		Y							Y	Y							Y						Y						Y		
	PCB 39 3,4',5-Trichlorobiphenyl	EPA 1668	MLA-010					Y		Y	Y	Y	Y	Y	Y													Y		Y	Y	Y	Y		Y	Y
		EPA 8270	MLA-007										Y																							
		AXYS MLA-010	MLA-010		Y	Y		Y							Y	Y							Y						Y						Y		
	PCB 4 2,2'-Dichlorobiphenyl	EPA 1668	MLA-010					Y		Y	Y	Y	Y	Y	Y													Y		Y	Y	Y	Y		Y	Y
		AXYS MLA-010	MLA-010		Y	Y		Y							Y	Y							Y						Y						Y		
	PCB 4/10	EPA 8270	MLA-007										Y																							
	PCB 40 2,2',3,3'-Tetrachlorobiphenyl	AXYS MLA-007	MLA-007			Y									Y							Y														
		EPA 1668	MLA-010					Y		Y	Y	Y	Y	Y	Y													Y		Y	Y	Y	Y		Y	Y
		EPA 8270	MLA-007										Y																							
		AXYS MLA-010	MLA-010		Y	Y		Y							Y	Y							Y						Y						Y		
	PCB 41 2,2',3,4-Tetrachlorobiphenyl	EPA 1668	MLA-010					Y		Y	Y	Y	Y	Y	Y													Y		Y	Y	Y	Y		Y	Y
		AXYS MLA-010	MLA-010		Y	Y		Y							Y	Y							Y						Y						Y		
	PCB 41/71/64/68	AXYS MLA-007	MLA-007			Y									Y							Y														

Accreditation Scope

AXYS Analytical Services Ltd.
file ref.: ACC-101 Rev.23

Compound Class	Compound	Accredited Method ID	AXYS Method ID	Pulp	Serum	Solids										Tissue						Urine	Water	Water, Drinking				Water, Non-Potable								
				CALA	CALA	CALA	California DPH	Florida DOH	Minnesota DOH	New Jersey DEP	New York DOH	Virginia DGS	Washington DE	Maine DOH	ANAB	CALA	Florida DOH	Minnesota DOH	New Jersey DEP	Virginia DGS	ANAB	CALA	CALA	Florida DOH	Minnesota DOH	New Jersey DEP	ANAB	California DPH	Florida DOH	Minnesota DOH	New Jersey DEP	New York DOH	Virginia DGS	Washington DE*	Maine DOH	ANAB	Pennsylvania DEP
		EPA 8270	MLA-007										Y																						
	PCB 42 2,2',3,4'-Tetrachlorobiphenyl	EPA 1668	MLA-010					Y		Y	Y	Y	Y	Y	Y														Y		Y	Y	Y	Y		Y	Y
		AXYS MLA-010	MLA-010		Y	Y		Y							Y	Y							Y						Y							Y	
	PCB 42/59	AXYS MLA-007	MLA-007			Y										Y							Y														
		EPA 8270	MLA-007										Y																								
	PCB 43 2,2',3,5-Tetrachlorobiphenyl	EPA 1668	MLA-010					Y		Y	Y	Y	Y	Y	Y														Y		Y	Y	Y	Y		Y	Y
		AXYS MLA-010	MLA-010		Y	Y		Y							Y	Y							Y						Y							Y	
	PCB 44 2,2',3,5'-Tetrachlorobiphenyl	AXYS MLA-007	MLA-007			Y										Y							Y														
		EPA 1668	MLA-010					Y		Y	Y	Y	Y	Y	Y														Y		Y	Y	Y	Y		Y	Y
		EPA 8270	MLA-007										Y																								
		AXYS MLA-010	MLA-010		Y	Y		Y							Y	Y							Y						Y							Y	
	PCB 45 2,2',3,6-Tetrachlorobiphenyl	AXYS MLA-007	MLA-007			Y										Y							Y														
		EPA 1668	MLA-010					Y		Y	Y	Y	Y	Y	Y														Y		Y	Y	Y	Y		Y	Y
		EPA 8270	MLA-007										Y																								
		AXYS MLA-010	MLA-010		Y	Y		Y							Y	Y							Y						Y							Y	
	PCB 46 2,2',3,6'-Tetrachlorobiphenyl	AXYS MLA-007	MLA-007			Y										Y							Y														
		EPA 1668	MLA-010					Y		Y	Y	Y	Y	Y	Y														Y		Y	Y	Y	Y		Y	Y
		EPA 8270	MLA-007										Y																								
		AXYS MLA-010	MLA-010		Y	Y		Y							Y	Y							Y						Y							Y	
	PCB 47 2,2',4,4'-Tetrachlorobiphenyl	EPA 1668	MLA-010					Y		Y	Y	Y	Y	Y	Y														Y		Y	Y	Y	Y		Y	Y
		AXYS MLA-010	MLA-010		Y	Y		Y							Y	Y							Y						Y							Y	
	PCB 47/48/75	AXYS MLA-007	MLA-007			Y										Y							Y														
		EPA 8270	MLA-007										Y																								
	PCB 48 2,2',4,5-Tetrachlorobiphenyl	EPA 1668	MLA-010					Y		Y	Y	Y	Y	Y	Y														Y		Y	Y	Y	Y		Y	Y
		AXYS MLA-010	MLA-010		Y	Y		Y							Y	Y							Y						Y							Y	
	PCB 49 2,2',4,5'-Tetrachlorobiphenyl	EPA 1668	MLA-010					Y		Y	Y	Y	Y	Y	Y														Y		Y	Y	Y	Y		Y	Y
		AXYS MLA-010	MLA-010		Y	Y		Y							Y	Y							Y						Y							Y	
	PCB 49/43	AXYS MLA-007	MLA-007			Y										Y							Y														
		EPA 8270	MLA-007										Y																								
	PCB 5 2,3-Dichlorobiphenyl	EPA 1668	MLA-010					Y		Y	Y	Y	Y	Y	Y														Y		Y	Y	Y	Y		Y	Y
		AXYS MLA-010	MLA-010		Y	Y		Y							Y	Y							Y						Y							Y	
	PCB 50 2,2',4,6-Tetrachlorobiphenyl	AXYS MLA-007	MLA-007			Y										Y							Y														
		EPA 1668	MLA-010					Y		Y	Y	Y	Y	Y	Y														Y		Y	Y	Y	Y		Y	Y
		EPA 8270	MLA-007										Y																								
		AXYS MLA-010	MLA-010		Y	Y		Y							Y	Y							Y						Y							Y	
	PCB 51 2,2',4,6'-Tetrachlorobiphenyl	EPA 1668	MLA-010					Y		Y	Y	Y	Y	Y	Y														Y		Y	Y	Y	Y		Y	Y
		EPA 8270	MLA-007										Y																								
		AXYS MLA-010	MLA-010		Y	Y		Y							Y	Y							Y						Y							Y	
	PCB 52 2,2',5,5'-Tetrachlorobiphenyl	EPA 1668	MLA-010					Y		Y	Y	Y	Y	Y	Y														Y		Y	Y	Y	Y		Y	Y
		AXYS MLA-010	MLA-010		Y	Y		Y							Y	Y							Y						Y							Y	
	PCB 52/73	AXYS MLA-007	MLA-007			Y										Y							Y														
		EPA 8270	MLA-007										Y																								
	PCB 53 2,2',5,6'-Tetrachlorobiphenyl	EPA 1668	MLA-010					Y		Y	Y	Y	Y	Y	Y														Y		Y	Y	Y	Y		Y	Y
		EPA 8270	MLA-007										Y																								
		AXYS MLA-010	MLA-010		Y	Y		Y							Y	Y							Y						Y							Y	
	PCB 54 2,2',6,6'-Tetrachlorobiphenyl	EPA 1668	MLA-010					Y		Y	Y	Y	Y	Y	Y														Y		Y	Y	Y	Y		Y	Y
		EPA 8270	MLA-007										Y																								
		AXYS MLA-010	MLA-010		Y	Y		Y							Y	Y							Y						Y							Y	
	PCB 55 2,3,3',4-Tetrachlorobiphenyl	EPA 1668	MLA-010					Y		Y	Y	Y	Y	Y	Y														Y		Y	Y	Y	Y		Y	Y
		EPA 8270	MLA-007										Y																								

Accreditation Scope

AXYS Analytical Services Ltd.
file ref.: ACC-101 Rev.23

Compound Class	Compound	Accredited Method ID	AXYS Method ID	Pulp	Serum	Solids										Tissue						Urine	Water	Water, Drinking				Water, Non-Potable								
				CALA	CALA	CALA	California DPH	Florida DOH	Minnesota DOH	New Jersey DEP	New York DOH	Virginia DGS	Washington DE	Maine DOH	ANAB	CALA	Florida DOH	Minnesota DOH	New Jersey DEP	Virginia DGS	ANAB	CALA	CALA	Florida DOH	Minnesota DOH	New Jersey DEP	ANAB	California DPH	Florida DOH	Minnesota DOH	New Jersey DEP	New York DOH	Virginia DGS	Washington DE*	Maine DOH	ANAB	Pennsylvania DEP
		AXYS MLA-010	MLA-010		Y	Y		Y						Y	Y							Y						Y							Y	
	PCB 56 2,3,3',4'-Tetrachlorobiphenyl	EPA 1668	MLA-010					Y		Y	Y	Y	Y	Y	Y														Y		Y	Y	Y	Y		Y	Y
		AXYS MLA-010	MLA-010		Y	Y		Y						Y	Y								Y						Y							Y	
	PCB 56/60	AXYS MLA-007	MLA-007			Y										Y							Y														
		EPA 8270	MLA-007										Y																								
	PCB 57 2,3,3',5-Tetrachlorobiphenyl	EPA 1668	MLA-010					Y		Y	Y	Y	Y	Y	Y														Y		Y	Y	Y	Y		Y	Y
		EPA 8270	MLA-007										Y																								
		AXYS MLA-010	MLA-010		Y	Y		Y						Y	Y								Y						Y							Y	
	PCB 58 2,3,3',5'-Tetrachlorobiphenyl	EPA 1668	MLA-010					Y		Y	Y	Y	Y	Y	Y														Y		Y	Y	Y	Y		Y	Y
		EPA 8270	MLA-007										Y																								
		AXYS MLA-010	MLA-010		Y	Y		Y						Y	Y								Y						Y							Y	
	PCB 59 2,3,3',6-Tetrachlorobiphenyl	EPA 1668	MLA-010					Y		Y	Y	Y	Y	Y	Y														Y		Y	Y	Y	Y		Y	Y
		AXYS MLA-010	MLA-010		Y	Y		Y						Y	Y								Y						Y							Y	
	PCB 6 2,3'-Dichlorobiphenyl	EPA 1668	MLA-010					Y		Y	Y	Y	Y	Y	Y														Y		Y	Y	Y	Y		Y	Y
		EPA 8270	MLA-007										Y																								
		AXYS MLA-010	MLA-010		Y	Y		Y						Y	Y								Y						Y							Y	
	PCB 60 2,3,4,4'-Tetrachlorobiphenyl	EPA 1668	MLA-010					Y		Y	Y	Y	Y	Y	Y														Y		Y	Y	Y	Y		Y	Y
		AXYS MLA-010	MLA-010		Y	Y		Y						Y	Y								Y						Y							Y	
	PCB 61 2,3,4,5-Tetrachlorobiphenyl	EPA 1668	MLA-010					Y		Y	Y	Y	Y	Y	Y														Y		Y	Y	Y	Y		Y	Y
		AXYS MLA-010	MLA-010		Y	Y		Y						Y	Y								Y						Y							Y	
	PCB 62 2,3,4,6-Tetrachlorobiphenyl	EPA 1668	MLA-010					Y		Y	Y	Y	Y	Y	Y														Y		Y	Y	Y	Y		Y	Y
		AXYS MLA-010	MLA-010		Y	Y		Y						Y	Y								Y						Y							Y	
	PCB 62/65	EPA 8270	MLA-007										Y																								
	PCB 63 2,3,4',5-Tetrachlorobiphenyl	EPA 1668	MLA-010					Y		Y	Y	Y	Y	Y	Y														Y		Y	Y	Y	Y		Y	Y
		EPA 8270	MLA-007										Y																								
		AXYS MLA-010	MLA-010		Y	Y		Y						Y	Y								Y						Y							Y	
	PCB 64 2,3,4',6-Tetrachlorobiphenyl	EPA 1668	MLA-010					Y		Y	Y	Y	Y	Y	Y														Y		Y	Y	Y	Y		Y	Y
		AXYS MLA-010	MLA-010		Y	Y		Y						Y	Y								Y						Y							Y	
	PCB 65 2,3,5,6-Tetrachlorobiphenyl	EPA 1668	MLA-010					Y		Y	Y	Y	Y	Y	Y														Y		Y	Y	Y	Y		Y	Y
		AXYS MLA-010	MLA-010		Y	Y		Y						Y	Y								Y						Y							Y	
	PCB 66 2,3',4,4'-Tetrachlorobiphenyl	EPA 1668	MLA-010					Y		Y	Y	Y	Y	Y	Y														Y		Y	Y	Y	Y		Y	Y
		AXYS MLA-010	MLA-010		Y	Y		Y						Y	Y								Y						Y							Y	
	PCB 66/80	AXYS MLA-007	MLA-007			Y										Y							Y														
		EPA 8270	MLA-007										Y																								
	PCB 67 2,3',4,5-Tetrachlorobiphenyl	EPA 1668	MLA-010					Y		Y	Y	Y	Y	Y	Y														Y		Y	Y	Y	Y		Y	Y
		EPA 8270	MLA-007										Y																								
		AXYS MLA-010	MLA-010		Y	Y		Y						Y	Y								Y						Y							Y	
	PCB 68 2,3',4,5'-Tetrachlorobiphenyl	EPA 1668	MLA-010					Y		Y	Y	Y	Y	Y	Y														Y		Y	Y	Y	Y		Y	Y
		AXYS MLA-010	MLA-010		Y	Y		Y						Y	Y								Y						Y							Y	
	PCB 69 2,3',4,6-Tetrachlorobiphenyl	EPA 1668	MLA-010					Y		Y	Y	Y	Y	Y	Y														Y		Y	Y	Y	Y		Y	Y
		EPA 8270	MLA-007										Y																								
		AXYS MLA-010	MLA-010		Y	Y		Y						Y	Y								Y						Y							Y	
	PCB 7 2,4-Dichlorobiphenyl	EPA 1668	MLA-010					Y		Y	Y	Y	Y	Y	Y														Y		Y	Y	Y	Y		Y	Y
		AXYS MLA-010	MLA-010		Y	Y		Y						Y	Y								Y						Y							Y	
	PCB 7/9	EPA 8270	MLA-007										Y																								
	PCB 70 2,3',4',5-Tetrachlorobiphenyl	EPA 1668	MLA-010					Y		Y	Y	Y	Y	Y	Y														Y		Y	Y	Y	Y		Y	Y
		AXYS MLA-010	MLA-010		Y	Y		Y						Y	Y								Y						Y							Y	
	PCB 70/76	AXYS MLA-007	MLA-007			Y										Y							Y														
		EPA 8270	MLA-007										Y																								
	PCB 71 2,3',4',6-Tetrachlorobiphenyl	EPA 1668	MLA-010					Y		Y	Y	Y	Y	Y	Y														Y		Y	Y	Y	Y		Y	Y

Accreditation Scope

AXYS Analytical Services Ltd.
file ref.: ACC-101 Rev.23

Compound Class	Compound	Accredited Method ID	AXYS Method ID	Pulp	Serum	Solids									Tissue							Urine	Water	Water, Drinking				Water, Non-Potable								
				CALA	CALA	CALA	California DPH	Florida DOH	Minnesota DOH	New Jersey DEP	New York DOH	Virginia DGS	Washington DE	Maine DOH	ANAB	CALA	Florida DOH	Minnesota DOH	New Jersey DEP	Virginia DGS	ANAB	CALA	CALA	Florida DOH	Minnesota DOH	New Jersey DEP	ANAB	California DPH	Florida DOH	Minnesota DOH	New Jersey DEP	New York DOH	Virginia DGS	Washington DE*	Maine DOH	ANAB	Pennsylvania DEP
		AXYS MLA-010	MLA-010		Y	Y		Y						Y	Y							Y						Y							Y	
	PCB 72 2,3',5,5'-Tetrachlorobiphenyl	EPA 1668	MLA-010					Y		Y	Y	Y	Y	Y														Y		Y	Y	Y	Y		Y	Y
		EPA 8270	MLA-007										Y																								
		AXYS MLA-010	MLA-010		Y	Y		Y						Y	Y								Y						Y							Y	
	PCB 73 2,3',5',6-Tetrachlorobiphenyl	EPA 1668	MLA-010					Y		Y	Y	Y	Y	Y														Y		Y	Y	Y	Y		Y	Y
		AXYS MLA-010	MLA-010		Y	Y		Y						Y	Y								Y						Y							Y	
	PCB 74 2,4,4',5-Tetrachlorobiphenyl	AXYS MLA-901	MLA-901		Y																															
		EPA 1668	MLA-010					Y		Y	Y	Y	Y	Y														Y		Y	Y	Y	Y		Y	Y
		AXYS MLA-010	MLA-010		Y	Y		Y						Y	Y								Y						Y							Y	
	PCB 74/61	AXYS MLA-007	MLA-007			Y									Y								Y													
		EPA 8270	MLA-007										Y																								
	PCB 75 2,4,4',6-Tetrachlorobiphenyl	EPA 1668	MLA-010					Y		Y	Y	Y	Y	Y														Y		Y	Y	Y	Y		Y	Y
		AXYS MLA-010	MLA-010		Y	Y		Y						Y	Y								Y						Y							Y	
	PCB 76 2,3',4',5'-Tetrachlorobiphenyl	EPA 1668	MLA-010					Y		Y	Y	Y	Y	Y														Y		Y	Y	Y	Y		Y	Y
		AXYS MLA-010	MLA-010		Y	Y		Y						Y	Y								Y						Y							Y	
	PCB 77 3,3',4,4'-Tetrachlorobiphenyl	AXYS MLA-007	MLA-007			Y									Y								Y													
		EPA 1668	MLA-010					Y		Y	Y	Y	Y	Y														Y		Y	Y	Y	Y		Y	Y
		EPA 8270	MLA-007										Y																								
		AXYS MLA-010	MLA-010		Y	Y		Y						Y	Y								Y						Y							Y	
	PCB 78 3,3',4,5-Tetrachlorobiphenyl	EPA 1668	MLA-010					Y		Y	Y	Y	Y	Y														Y		Y	Y	Y	Y		Y	Y
		EPA 8270	MLA-007										Y																								
		AXYS MLA-010	MLA-010		Y	Y		Y						Y	Y								Y						Y							Y	
	PCB 79 3,3',4,5'-Tetrachlorobiphenyl	EPA 1668	MLA-010					Y		Y	Y	Y	Y	Y														Y		Y	Y	Y	Y		Y	Y
		EPA 8270	MLA-007										Y																								
		AXYS MLA-010	MLA-010		Y	Y		Y						Y	Y								Y						Y							Y	
	PCB 8 2,4'-Dichlorobiphenyl	EPA 1668	MLA-010					Y		Y	Y	Y	Y	Y														Y		Y	Y	Y	Y		Y	Y
		AXYS MLA-010	MLA-010		Y	Y		Y						Y	Y								Y						Y							Y	
	PCB 8/5	AXYS MLA-007	MLA-007			Y									Y								Y													
		EPA 8270	MLA-007										Y																								
	PCB 80 3,3',5,5'-Tetrachlorobiphenyl	EPA 1668	MLA-010					Y		Y	Y	Y	Y	Y														Y		Y	Y	Y	Y		Y	Y
		AXYS MLA-010	MLA-010		Y	Y		Y						Y	Y								Y						Y							Y	
	PCB 81 3,4,4',5-Tetrachlorobiphenyl	EPA 1668	MLA-010					Y		Y	Y	Y	Y	Y														Y		Y	Y	Y	Y		Y	Y
		EPA 8270	MLA-007										Y																								
		AXYS MLA-010	MLA-010		Y	Y		Y						Y	Y								Y						Y							Y	
	PCB 82 2,2',3,3',4-Pentachlorobiphenyl	EPA 1668	MLA-010					Y		Y	Y	Y	Y	Y														Y		Y	Y	Y	Y		Y	Y
		EPA 8270	MLA-007										Y																								
		AXYS MLA-010	MLA-010		Y	Y		Y						Y	Y								Y						Y							Y	
	PCB 83 2,2',3,3',5-Pentachlorobiphenyl	EPA 1668	MLA-010					Y		Y	Y	Y	Y	Y														Y		Y	Y	Y	Y		Y	Y
		AXYS MLA-010	MLA-010		Y	Y		Y						Y	Y								Y						Y							Y	
	PCB 83/108	AXYS MLA-007	MLA-007			Y									Y								Y													
		EPA 8270	MLA-007										Y																								
	PCB 84 2,2',3,3',6-Pentachlorobiphenyl	AXYS MLA-007	MLA-007			Y									Y								Y													
		EPA 1668	MLA-010					Y		Y	Y	Y	Y	Y														Y		Y	Y	Y	Y		Y	Y
		EPA 8270	MLA-007										Y																								
		AXYS MLA-010	MLA-010		Y	Y		Y						Y	Y								Y						Y							Y	
	PCB 85 2,2',3,4,4'-Pentachlorobiphenyl	EPA 1668	MLA-010					Y		Y	Y	Y	Y	Y														Y		Y	Y	Y	Y		Y	Y
		AXYS MLA-010	MLA-010		Y	Y		Y						Y	Y								Y						Y							Y	
	PCB 85/120	AXYS MLA-007	MLA-007			Y									Y								Y													
		EPA 8270	MLA-007										Y																								
	PCB 86 2,2',3,4,5-Pentachlorobiphenyl	EPA 1668	MLA-010					Y		Y	Y	Y	Y	Y														Y		Y	Y	Y	Y		Y	Y

Accreditation Scope

AXYS Analytical Services Ltd.
file ref.: ACC-101 Rev.23

Compound Class	Compound	Accredited Method ID	AXYS Method ID	Pulp	Serum	Solids										Tissue						Urine	Water	Water, Drinking				Water, Non-Potable									
				CALA	CALA	CALA	California DPH	Florida DOH	Minnesota DOH	New Jersey DEP	New York DOH	Virginia DGS	Washington DE	Maine DOH	ANAB	CALA	Florida DOH	Minnesota DOH	New Jersey DEP	Virginia DGS	ANAB	CALA	CALA	Florida DOH	Minnesota DOH	New Jersey DEP	ANAB	California DPH	Florida DOH	Minnesota DOH	New Jersey DEP	New York DOH	Virginia DGS	Washington DE*	Maine DOH	ANAB	Pennsylvania DEP
		AXYS MLA-010	MLA-010		Y	Y		Y						Y	Y							Y						Y							Y	
	PCB 87 2,2',3,4,5'-Pentachlorobiphenyl	EPA 1668	MLA-010					Y		Y	Y	Y	Y	Y	Y														Y		Y	Y	Y	Y		Y	Y
		AXYS MLA-010	MLA-010		Y	Y		Y						Y	Y								Y						Y							Y	
	PCB 87/115/116	AXYS MLA-007	MLA-007			Y										Y							Y														
		EPA 8270	MLA-007										Y																									
	PCB 88 2,2',3,4,6-Pentachlorobiphenyl	EPA 1668	MLA-010					Y		Y	Y	Y	Y	Y	Y														Y		Y	Y	Y	Y		Y	Y
		AXYS MLA-010	MLA-010		Y	Y		Y						Y	Y								Y						Y							Y	
	PCB 88/121	EPA 8270	MLA-007										Y																								
	PCB 89 2,2',3,4,6'-Pentachlorobiphenyl	EPA 1668	MLA-010					Y		Y	Y	Y	Y	Y	Y														Y		Y	Y	Y	Y		Y	Y
		AXYS MLA-010	MLA-010		Y	Y		Y						Y	Y								Y						Y							Y	
	PCB 9 2,5-Dichlorobiphenyl	EPA 1668	MLA-010					Y		Y	Y	Y	Y		Y														Y		Y	Y	Y	Y		Y	Y
		AXYS MLA-010	MLA-010		Y	Y		Y						Y	Y								Y						Y							Y	
	PCB 90 2,2',3,4',5-Pentachlorobiphenyl	EPA 1668	MLA-010					Y		Y	Y	Y	Y	Y	Y														Y		Y	Y	Y	Y		Y	Y
		AXYS MLA-010	MLA-010		Y	Y		Y						Y	Y								Y						Y							Y	
	PCB 91 2,2',3,4',6-Pentachlorobiphenyl	AXYS MLA-007	MLA-007			Y										Y							Y														
		EPA 1668	MLA-010					Y		Y	Y	Y	Y	Y	Y														Y		Y	Y	Y	Y		Y	Y
		EPA 8270	MLA-007										Y																									
		AXYS MLA-010	MLA-010		Y	Y		Y						Y	Y								Y						Y							Y	
	PCB 92 2,2',3,5,5'-Pentachlorobiphenyl	EPA 1668	MLA-010					Y		Y	Y	Y	Y	Y	Y														Y		Y	Y	Y	Y		Y	Y
		EPA 8270	MLA-007										Y																									
		AXYS MLA-010	MLA-010		Y	Y		Y						Y	Y								Y						Y							Y	
	PCB 93 2,2',3,5,6-Pentachlorobiphenyl	EPA 1668	MLA-010					Y		Y	Y	Y	Y	Y	Y														Y		Y	Y	Y	Y		Y	Y
		AXYS MLA-010	MLA-010		Y	Y		Y						Y	Y								Y						Y							Y	
	PCB 94 2,2',3,5,6'-Pentachlorobiphenyl	EPA 1668	MLA-010					Y		Y	Y	Y	Y	Y	Y														Y		Y	Y	Y	Y		Y	Y
		EPA 8270	MLA-007										Y																									
		AXYS MLA-010	MLA-010		Y	Y		Y						Y	Y								Y						Y							Y	
	PCB 95 2,2',3,5',6-Pentachlorobiphenyl	EPA 1668	MLA-010					Y		Y	Y	Y	Y	Y	Y														Y		Y	Y	Y	Y		Y	Y
		AXYS MLA-010	MLA-010		Y	Y		Y						Y	Y								Y						Y							Y	
	PCB 95/93	AXYS MLA-007	MLA-007			Y										Y							Y														
		EPA 8270	MLA-007										Y																									
	PCB 96 2,2',3,6,6'-Pentachlorobiphenyl	EPA 1668	MLA-010					Y		Y	Y	Y	Y	Y	Y														Y		Y	Y	Y	Y		Y	Y
		EPA 8270	MLA-007										Y																									
		AXYS MLA-010	MLA-010		Y	Y		Y						Y	Y								Y						Y							Y	
	PCB 97 2,2',3,4',5'-Pentachlorobiphenyl	EPA 1668	MLA-010					Y		Y	Y	Y	Y	Y	Y														Y		Y	Y	Y	Y		Y	Y
		AXYS MLA-010	MLA-010		Y	Y		Y						Y	Y								Y						Y							Y	
	PCB 97/86	AXYS MLA-007	MLA-007			Y										Y							Y														
		EPA 8270	MLA-007										Y																									
	PCB 98 2,2',3,4',6'-Pentachlorobiphenyl	EPA 1668	MLA-010					Y		Y	Y	Y	Y	Y	Y														Y		Y	Y	Y	Y		Y	Y
		AXYS MLA-010	MLA-010		Y	Y		Y						Y	Y								Y						Y							Y	
	PCB 98/102	EPA 8270	MLA-007										Y																									
	PCB 99 2,2',4,4',5-Pentachlorobiphenyl	AXYS MLA-007	MLA-007			Y										Y							Y														
		AXYS MLA-901	MLA-901		Y																																	
		EPA 1668	MLA-010					Y		Y	Y	Y	Y	Y	Y														Y		Y	Y	Y	Y		Y	Y
		EPA 8270	MLA-007										Y																									
		AXYS MLA-010	MLA-010		Y	Y		Y						Y	Y								Y						Y							Y	
	PCB Aroclor 1016	AXYS MLA-007	MLA-007			Y		Y							Y	Y							Y						Y							Y	
		EPA 1668	MLA-010					Y			Y				Y														Y						Y	Y		
		EPA 625	MLA-007																										Y	Y			Y	Y		Y	Y	
		EPA 8270	MLA-007				Y	Y			Y	Y			Y																							
		AXYS MLA-010	MLA-010					Y							Y															Y							Y	

Accreditation Scope

AXYS Analytical Services Ltd.
file ref.: ACC-101 Rev.23

Compound Class	Compound	Accredited Method ID	AXYS Method ID	Pulp	Serum	Solids									Tissue							Urine	Water	Water, Drinking				Water, Non-Potable									
				CALA	CALA	CALA	California DPH	Florida DOH	Minnesota DOH	New Jersey DEP	New York DOH	Virginia DGS	Washington DE	Maine DOH	ANAB	CALA	Florida DOH	Minnesota DOH	New Jersey DEP	Virginia DGS	ANAB	CALA	CALA	Florida DOH	Minnesota DOH	New Jersey DEP	ANAB	California DPH	Florida DOH	Minnesota DOH	New Jersey DEP	New York DOH	Virginia DGS	Washington DE*	Maine DOH	ANAB	Pennsylvania DEP
	PCB Aroclor 1016/1242	EPA 8270	MLA-007										Y																						
	PCB Aroclor 1221	AXYS MLA-007	MLA-007			Y		Y						Y	Y								Y						Y						Y	
		EPA 1668	MLA-010					Y			Y			Y															Y			Y			Y	Y
		EPA 625	MLA-007																									Y	Y			Y	Y		Y	Y	
		EPA 8270	MLA-007				Y	Y			Y	Y	Y	Y																							
		AXYS MLA-010	MLA-010					Y						Y															Y						Y	
	PCB Aroclor 1232	AXYS MLA-007	MLA-007			Y		Y						Y	Y								Y						Y						Y	
		EPA 1668	MLA-010					Y			Y			Y															Y			Y			Y	Y
		EPA 625	MLA-007																									Y	Y			Y	Y		Y	Y	
		EPA 8270	MLA-007				Y	Y			Y	Y	Y	Y																							
		AXYS MLA-010	MLA-010					Y						Y															Y						Y	
	PCB Aroclor 1242	AXYS MLA-007	MLA-007			Y		Y						Y	Y								Y						Y						Y	
		EPA 1668	MLA-010					Y			Y			Y															Y			Y			Y	Y
		EPA 625	MLA-007																									Y	Y			Y	Y		Y	Y	
		EPA 8270	MLA-007				Y	Y			Y	Y																									
		AXYS MLA-010	MLA-010					Y						Y															Y						Y	
	PCB Aroclor 1248	AXYS MLA-007	MLA-007			Y		Y						Y	Y								Y						Y						Y	
		EPA 1668	MLA-010					Y			Y			Y															Y			Y			Y	Y
		EPA 625	MLA-007																									Y	Y			Y	Y		Y	Y	
		EPA 8270	MLA-007				Y	Y			Y	Y																									
		AXYS MLA-010	MLA-010					Y						Y															Y						Y	
	PCB Aroclor 1254	AXYS MLA-007	MLA-007			Y		Y						Y	Y								Y						Y						Y	
		EPA 1668	MLA-010					Y			Y			Y															Y			Y			Y	Y
		EPA 625	MLA-007																									Y	Y			Y	Y		Y	Y	
		EPA 8270	MLA-007				Y	Y			Y	Y	Y	Y																							
		AXYS MLA-010	MLA-010					Y						Y															Y						Y	
	PCB Aroclor 1260	AXYS MLA-007	MLA-007			Y		Y						Y	Y								Y						Y						Y	
		EPA 1668	MLA-010					Y			Y			Y															Y			Y			Y	Y
		EPA 625	MLA-007																									Y	Y			Y	Y		Y	Y	
		EPA 8270	MLA-007				Y	Y			Y	Y	Y	Y																							
		AXYS MLA-010	MLA-010					Y						Y															Y						Y	
	PCB Aroclor 1268	AXYS MLA-007	MLA-007			Y									Y								Y													
	PCB congeners, total	EPA 1668	MLA-010					Y			Y			Y															Y			Y			Y	
		AXYS MLA-010	MLA-010					Y						Y															Y						Y	
	Total Dichlorobiphenyls	AXYS MLA-007	MLA-007			Y									Y								Y													
		EPA 8270	MLA-007										Y																								
		AXYS MLA-010	MLA-010		Y	Y									Y								Y													
	Total Heptachlorobiphenyls	AXYS MLA-007	MLA-007			Y									Y								Y													
		EPA 8270	MLA-007										Y																								
		AXYS MLA-010	MLA-010		Y	Y									Y								Y													
	Total Hexachlorobiphenyls	AXYS MLA-007	MLA-007			Y									Y								Y													
		EPA 8270	MLA-007										Y																								
		AXYS MLA-010	MLA-010		Y	Y									Y								Y													
	Total Monochlorobiphenyls	AXYS MLA-010	MLA-010		Y	Y									Y								Y													
	Total Nonachlorobiphenyls	AXYS MLA-007	MLA-007			Y									Y								Y													
		EPA 8270	MLA-007										Y																								
		AXYS MLA-010	MLA-010		Y	Y									Y								Y													
	Total Octachlorobiphenyls	AXYS MLA-007	MLA-007			Y									Y								Y													
		EPA 8270	MLA-007										Y																								
		AXYS MLA-010	MLA-010		Y	Y									Y								Y													

Accreditation Scope

AXYS Analytical Services Ltd.
file ref.: ACC-101 Rev.23

Compound Class	Compound	Accredited Method ID	AXYS Method ID	Pulp	Serum	Solids									Tissue						Urine	Water	Water, Drinking				Water, Non-Potable								
				CALA	CALA	CALA	California DPH	Florida DOH	Minnesota DOH	New Jersey DEP	New York DOH	Virginia DGS	Washington DE	Maine DOH	ANAB	CALA	Florida DOH	Minnesota DOH	New Jersey DEP	Virginia DGS	ANAB	CALA	CALA	Florida DOH	Minnesota DOH	New Jersey DEP	ANAB	California DPH	Florida DOH	Minnesota DOH	New Jersey DEP	New York DOH	Virginia DGS	Washington DE*	Maine DOH	ANAB	Pennsylvania DEP
	Total Pentachlorobiphenyls	AXYS MLA-007	MLA-007			Y									Y							Y													
		EPA 8270	MLA-007										Y																						
		AXYS MLA-010	MLA-010		Y	Y									Y							Y													
	Total Polychlorinated biphenyls	AXYS MLA-007	MLA-007			Y									Y							Y													
	Total Tetrachlorobiphenyls	AXYS MLA-007	MLA-007			Y									Y							Y													
		EPA 8270	MLA-007										Y																						
		AXYS MLA-010	MLA-010		Y	Y									Y							Y													
	Total Trichlorobiphenyls	AXYS MLA-007	MLA-007			Y									Y							Y													
		EPA 8270	MLA-007										Y																						
		AXYS MLA-010	MLA-010		Y	Y									Y							Y													
PCDDF	1,2,3,4,6,7,8-HpCDD	EPA 1613	MLA-017										Y	Y	Y						Y						Y	Y		Y	Y	Y	Y	Y	Y
		EPA 8290	MLA-017				Y	Y		Y	Y	Y			Y		Y		Y	Y	Y						Y				Y	Y			Y
		AXYS MLA-017	MLA-017	Y	Y	Y		Y							Y	Y	Y				Y		Y				Y								Y
	1,2,3,4,6,7,8-HpCDF	EPA 1613	MLA-017										Y	Y	Y						Y						Y	Y		Y	Y	Y	Y	Y	Y
		EPA 8290	MLA-017				Y	Y		Y	Y	Y			Y		Y		Y	Y	Y						Y				Y	Y			Y
		AXYS MLA-017	MLA-017	Y	Y	Y		Y							Y	Y	Y				Y		Y				Y								Y
	1,2,3,4,7,8,9-HpCDF	EPA 1613	MLA-017										Y	Y	Y						Y						Y	Y		Y	Y	Y	Y	Y	Y
		EPA 8290	MLA-017				Y	Y		Y	Y	Y			Y		Y		Y	Y	Y						Y				Y	Y			Y
		AXYS MLA-017	MLA-017	Y	Y	Y		Y							Y	Y	Y				Y		Y				Y								Y
	1,2,3,4,7,8-HxCDD	EPA 1613	MLA-017										Y	Y	Y						Y						Y	Y		Y	Y	Y	Y	Y	Y
		EPA 8290	MLA-017				Y	Y		Y	Y	Y			Y		Y		Y	Y	Y						Y				Y	Y			Y
		AXYS MLA-017	MLA-017	Y	Y	Y		Y							Y	Y	Y				Y		Y				Y								Y
	1,2,3,4,7,8-HxCDF	EPA 1613	MLA-017										Y	Y	Y						Y						Y	Y		Y	Y	Y	Y	Y	Y
		EPA 8290	MLA-017				Y	Y		Y	Y	Y			Y		Y		Y	Y	Y						Y				Y	Y			Y
		AXYS MLA-017	MLA-017	Y	Y	Y		Y							Y	Y	Y				Y		Y				Y								Y
	1,2,3,6,7,8-HxCDD	EPA 1613	MLA-017										Y	Y	Y						Y						Y	Y		Y	Y	Y	Y	Y	Y
		EPA 8290	MLA-017				Y	Y		Y	Y	Y			Y		Y		Y	Y	Y						Y				Y	Y			Y
		AXYS MLA-017	MLA-017	Y	Y	Y		Y							Y	Y	Y				Y		Y				Y								Y
	1,2,3,6,7,8-HxCDF	EPA 1613	MLA-017										Y	Y	Y						Y						Y	Y		Y	Y	Y	Y	Y	Y
		EPA 8290	MLA-017				Y	Y		Y	Y	Y			Y		Y		Y	Y	Y						Y				Y	Y			Y
		AXYS MLA-017	MLA-017	Y	Y	Y		Y							Y	Y	Y				Y		Y				Y								Y
	1,2,3,7,8,9-HxCDD	EPA 1613	MLA-017										Y	Y	Y						Y						Y	Y		Y	Y	Y	Y	Y	Y
		EPA 8290	MLA-017				Y	Y		Y	Y	Y			Y		Y		Y	Y	Y						Y				Y	Y			Y
		AXYS MLA-017	MLA-017	Y	Y	Y		Y							Y	Y	Y				Y		Y				Y								Y
	1,2,3,7,8,9-HxCDF	EPA 1613	MLA-017										Y	Y	Y						Y						Y	Y		Y	Y	Y	Y	Y	Y
		EPA 8290	MLA-017				Y	Y		Y	Y	Y			Y		Y		Y	Y	Y						Y				Y	Y			Y
		AXYS MLA-017	MLA-017	Y	Y	Y		Y							Y	Y	Y				Y		Y				Y								Y
	1,2,3,7,8-PeCDD	EPA 1613	MLA-017										Y	Y	Y						Y						Y	Y		Y	Y	Y	Y	Y	Y
		EPA 8290	MLA-017				Y	Y		Y	Y	Y			Y		Y		Y	Y	Y						Y				Y	Y			Y
		AXYS MLA-017	MLA-017	Y	Y	Y		Y							Y	Y	Y				Y		Y				Y								Y
	1,2,3,7,8-PeCDF	EPA 1613	MLA-017										Y	Y	Y						Y						Y	Y		Y	Y	Y	Y	Y	Y
		EPA 8290	MLA-017				Y	Y		Y	Y	Y			Y		Y		Y	Y	Y						Y				Y	Y			Y
		AXYS MLA-017	MLA-017	Y	Y	Y		Y							Y	Y	Y				Y		Y				Y								Y
	2,3,4,6,7,8-HxCDF	EPA 1613	MLA-017										Y	Y	Y						Y						Y	Y		Y	Y	Y	Y	Y	Y
		EPA 8290	MLA-017				Y	Y		Y	Y	Y			Y		Y		Y	Y	Y						Y				Y	Y			Y
		AXYS MLA-017	MLA-017	Y	Y	Y		Y							Y	Y	Y				Y		Y				Y								Y
	2,3,4,7,8-PeCDF	EPA 1613	MLA-017										Y	Y	Y						Y						Y	Y		Y	Y	Y	Y	Y	Y
		EPA 8290	MLA-017				Y	Y		Y	Y	Y			Y		Y		Y	Y	Y						Y				Y	Y			Y
		AXYS MLA-017	MLA-017	Y	Y	Y		Y							Y	Y	Y				Y		Y				Y								Y
	2,3,7,8-TCDD	EPA 1613	MLA-017										Y	Y	Y						Y						Y	Y		Y	Y	Y	Y	Y	Y

Accreditation Scope

AXYS Analytical Services Ltd.
file ref.: ACC-101 Rev.23

Compound Class	Compound	Accredited Method ID	AXYS Method ID	Pulp	Serum	Solids									Tissue						Urine	Water	Water, Drinking				Water, Non-Potable								
				CALA	CALA	CALA	California DPH	Florida DOH	Minnesota DOH	New Jersey DEP	New York DOH	Virginia DGS	Washington DE	Maine DOH	ANAB	CALA	Florida DOH	Minnesota DOH	New Jersey DEP	Virginia DGS	ANAB	CALA	CALA	Florida DOH	Minnesota DOH	New Jersey DEP	ANAB	California DPH	Florida DOH	Minnesota DOH	New Jersey DEP	New York DOH	Virginia DGS	Washington DE*	Maine DOH	ANAB	Pennsylvania DEP
		EPA 8290	MLA-017				Y	Y		Y	Y	Y			Y		Y		Y	Y	Y								Y			Y	Y			Y	
		AXYS MLA-017	MLA-017	Y	Y	Y		Y							Y	Y	Y				Y		Y						Y							Y	
	2,3,7,8-TCDF	EPA 1613	MLA-017										Y	Y	Y						Y							Y	Y		Y	Y	Y	Y	Y	Y	
		EPA 8290	MLA-017				Y	Y		Y	Y	Y			Y		Y		Y	Y	Y									Y			Y	Y			Y	
		AXYS MLA-017	MLA-017	Y	Y	Y		Y							Y	Y	Y				Y		Y							Y							Y	
	OCDD	EPA 1613	MLA-017										Y	Y	Y						Y							Y	Y		Y	Y	Y	Y	Y	Y	
		EPA 8290	MLA-017				Y	Y		Y	Y	Y			Y		Y		Y	Y	Y									Y			Y	Y			Y	
		AXYS MLA-017	MLA-017	Y	Y	Y		Y							Y	Y	Y				Y		Y							Y							Y	
	OCDF	EPA 1613	MLA-017										Y	Y	Y						Y							Y	Y		Y	Y	Y	Y	Y	Y	
		EPA 8290	MLA-017				Y	Y		Y	Y	Y			Y		Y		Y	Y	Y									Y			Y	Y			Y	
		AXYS MLA-017	MLA-017	Y	Y	Y		Y							Y	Y	Y				Y		Y							Y							Y	
	Total HpCDD	EPA 1613	MLA-017											Y	Y						Y							Y	Y						Y	Y	
		EPA 8290	MLA-017					Y		Y		Y			Y		Y		Y	Y	Y									Y				Y			Y	
		AXYS MLA-017	MLA-017					Y							Y		Y				Y									Y							Y	
	Total HpCDF	EPA 1613	MLA-017											Y	Y						Y							Y	Y						Y	Y	
		EPA 8290	MLA-017					Y		Y		Y			Y		Y		Y	Y	Y									Y				Y			Y	
		AXYS MLA-017	MLA-017					Y							Y		Y				Y									Y							Y	
	Total HxCDD	EPA 1613	MLA-017											Y	Y						Y							Y	Y						Y	Y	
		EPA 8290	MLA-017					Y		Y		Y			Y		Y		Y	Y	Y									Y				Y			Y	
		AXYS MLA-017	MLA-017					Y							Y		Y				Y									Y							Y	
	Total HxCDF	EPA 1613	MLA-017											Y	Y						Y							Y	Y						Y	Y	
		EPA 8290	MLA-017					Y		Y		Y			Y		Y		Y	Y	Y									Y				Y			Y	
		AXYS MLA-017	MLA-017					Y							Y		Y				Y									Y							Y	
	Total PeCDD	EPA 1613	MLA-017											Y	Y						Y							Y	Y						Y	Y	
		EPA 8290	MLA-017					Y		Y		Y			Y		Y		Y	Y	Y									Y				Y			Y	
		AXYS MLA-017	MLA-017					Y							Y		Y				Y									Y							Y	
	Total PeCDF	EPA 1613	MLA-017											Y	Y						Y							Y	Y						Y	Y	
		EPA 8290	MLA-017					Y		Y		Y			Y		Y		Y	Y	Y									Y				Y			Y	
		AXYS MLA-017	MLA-017					Y							Y		Y				Y									Y							Y	
	Total TCDD	EPA 1613	MLA-017											Y	Y						Y							Y	Y						Y	Y	
		EPA 8290	MLA-017					Y		Y		Y			Y		Y		Y	Y	Y									Y				Y			Y	
		AXYS MLA-017	MLA-017					Y							Y		Y				Y									Y							Y	
	Total TCDF	EPA 1613	MLA-017											Y	Y						Y							Y	Y						Y	Y	
		EPA 8290	MLA-017					Y		Y		Y			Y		Y		Y	Y	Y									Y				Y			Y	
		AXYS MLA-017	MLA-017					Y							Y		Y				Y									Y							Y	
PFC	Perfluorobutanesulfonate (PFBS)	AXYS MLA-041	MLA-041			Y		Y	Y	Y					Y																						
		AXYS MLA-042	MLA-042		Y																																
		AXYS MLA-043	MLA-043													Y	Y	Y	Y		Y																
		AXYS MLA-060	MLA-060																				Y	Y	Y	Y	Y									Y	
	Perfluorobutanoate (PFBA)	AXYS MLA-041	MLA-041			Y		Y	Y	Y					Y																						
		AXYS MLA-042	MLA-042		Y																																
		AXYS MLA-043	MLA-043													Y	Y	Y	Y		Y																
		AXYS MLA-060	MLA-060																				Y	Y	Y	Y	Y									Y	
	Perfluorodecanoate (PFDA)	AXYS MLA-041	MLA-041			Y		Y	Y	Y					Y																						
		AXYS MLA-042	MLA-042		Y																																
		AXYS MLA-043	MLA-043													Y	Y	Y	Y		Y																
		AXYS MLA-060	MLA-060																				Y	Y	Y	Y	Y									Y	
	Perfluorododecanoate (PFDoA)	AXYS MLA-041	MLA-041			Y		Y	Y	Y					Y																						
		AXYS MLA-042	MLA-042		Y																																
		AXYS MLA-043	MLA-043													Y	Y	Y	Y		Y																

Accreditation Scope

AXYS Analytical Services Ltd.
file ref.: ACC-101 Rev.23

Compound Class	Compound	Accredited Method ID	AXYS Method ID	Pulp	Serum	Solids									Tissue						Urine	Water	Water, Drinking				Water, Non-Potable								
				CALA	CALA	CALA	California DPH	Florida DOH	Minnesota DOH	New Jersey DEP	New York DOH	Virginia DGS	Washington DE	Maine DOH	ANAB	CALA	Florida DOH	Minnesota DOH	New Jersey DEP	Virginia DGS	ANAB	CALA	CALA	Florida DOH	Minnesota DOH	New Jersey DEP	ANAB	California DPH	Florida DOH	Minnesota DOH	New Jersey DEP	New York DOH	Virginia DGS	Washington DE*	Maine DOH	ANAB	Pennsylvania DEP
		AXYS MLA-060	MLA-060																			Y	Y	Y	Y	Y										Y
	Perfluoroheptanoate (PFHpA)	AXYS MLA-041	MLA-041			Y		Y	Y	Y				Y																						
		AXYS MLA-042	MLA-042		Y																															
		AXYS MLA-043	MLA-043												Y	Y	Y	Y		Y																
		AXYS MLA-060	MLA-060																			Y	Y	Y	Y	Y										Y
	Perfluorohexanesulfonate (PFHxS)	AXYS MLA-041	MLA-041			Y		Y	Y	Y				Y																						
		AXYS MLA-042	MLA-042		Y																															
		AXYS MLA-043	MLA-043												Y	Y	Y	Y		Y																
		AXYS MLA-060	MLA-060																			Y	Y	Y	Y	Y										Y
	Perfluorohexanoate (PFHxA)	AXYS MLA-041	MLA-041			Y		Y	Y	Y				Y																						
		AXYS MLA-042	MLA-042		Y																															
		AXYS MLA-043	MLA-043												Y	Y	Y	Y		Y																
		AXYS MLA-060	MLA-060																			Y	Y	Y	Y	Y										Y
	Perfluorononanoate (PFNA)	AXYS MLA-041	MLA-041			Y		Y	Y	Y				Y																						
		AXYS MLA-042	MLA-042		Y																															
		AXYS MLA-043	MLA-043												Y	Y	Y	Y		Y																
		AXYS MLA-060	MLA-060																			Y	Y	Y	Y	Y										Y
	Perfluorooctane sulfonamide (PFOSA)	AXYS MLA-041	MLA-041			Y		Y	Y	Y				Y																						
		AXYS MLA-042	MLA-042		Y																															
		AXYS MLA-043	MLA-043												Y	Y	Y	Y		Y																
		AXYS MLA-060	MLA-060																			Y	Y	Y	Y	Y										Y
	Perfluorooctanesulfonate (PFOS)	AXYS MLA-041	MLA-041			Y		Y	Y	Y				Y																						
		AXYS MLA-042	MLA-042		Y																															
		AXYS MLA-043	MLA-043												Y	Y	Y	Y		Y																
		AXYS MLA-060	MLA-060																			Y	Y	Y	Y	Y										Y
	Perfluorooctanoate (PFOA)	AXYS MLA-041	MLA-041			Y		Y	Y	Y				Y																						
		AXYS MLA-042	MLA-042		Y																															
		AXYS MLA-043	MLA-043												Y	Y	Y	Y		Y																
		AXYS MLA-060	MLA-060																			Y	Y	Y	Y	Y										Y
	Perfluoropentanoate (PFPeA)	AXYS MLA-041	MLA-041			Y		Y	Y	Y				Y																						
		AXYS MLA-042	MLA-042		Y																															
		AXYS MLA-043	MLA-043												Y	Y	Y	Y		Y																
		AXYS MLA-060	MLA-060																			Y	Y	Y	Y	Y										Y
	Perfluoroundecanoate (PFUnA)	AXYS MLA-041	MLA-041			Y		Y	Y	Y				Y																						
		AXYS MLA-042	MLA-042		Y																															
		AXYS MLA-043	MLA-043												Y	Y	Y	Y		Y																
		AXYS MLA-060	MLA-060																			Y	Y	Y	Y	Y										Y
PPCP	1,7-Dimethylxanthine	EPA 1694	MLA-075											Y																				Y		
		AXYS MLA-075	MLA-075			Y																	Y														
	10-hydroxy-amitriptyline	AXYS MLA-075	MLA-075			Y																	Y														
	2-hydroxy-ibuprofen	AXYS MLA-075	MLA-075			Y																	Y														
	4-Epianhydrochlortetracycline (EACTC)	EPA 1694	MLA-075											Y																				Y		
		AXYS MLA-075	MLA-075			Y																	Y														
	4-Epianhydrotetracycline (EATC)	EPA 1694	MLA-075											Y																				Y		
		AXYS MLA-075	MLA-075			Y																	Y														
	4-Epichlortetracycline (ECTC)	EPA 1694	MLA-075											Y																				Y		
		AXYS MLA-075	MLA-075			Y																	Y														
	4-Epioxytetracycline (EOTC)	EPA 1694	MLA-075											Y																				Y		
		AXYS MLA-075	MLA-075			Y																	Y														
	4-Epitetracycline (ETC)	EPA 1694	MLA-075											Y																				Y		

Accreditation Scope

AXYS Analytical Services Ltd.
file ref.: ACC-101 Rev.23

Compound Class	Compound	Accredited Method ID	AXYS Method ID	Pulp	Serum	Solids									Tissue						Urine	Water	Water, Drinking				Water, Non-Potable								
				CALA	CALA	CALA	California DPH	Florida DOH	Minnesota DOH	New Jersey DEP	New York DOH	Virginia DGS	Washington DE	Maine DOH	ANAB	CALA	Florida DOH	Minnesota DOH	New Jersey DEP	Virginia DGS	ANAB	CALA	CALA	Florida DOH	Minnesota DOH	New Jersey DEP	ANAB	California DPH	Florida DOH	Minnesota DOH	New Jersey DEP	New York DOH	Virginia DGS	Washington DE*	Maine DOH	ANAB	Pennsylvania DEP
		AXYS MLA-075	MLA-075			Y																Y													
	Acetaminophen	EPA 1694	MLA-075											Y																				Y	
		AXYS MLA-075	MLA-075			Y																Y													
	Albuterol	EPA 1694	MLA-075											Y																				Y	
		AXYS MLA-075	MLA-075			Y																Y													
	Alprazolam	AXYS MLA-075	MLA-075			Y																Y													
	Amitriptyline	AXYS MLA-075	MLA-075			Y																Y													
	Amlodipine	AXYS MLA-075	MLA-075			Y																Y													
	Amphetamine	AXYS MLA-075	MLA-075			Y																Y													
	Anhydrochlortetracycline (ACTC)	EPA 1694	MLA-075											Y																				Y	
		AXYS MLA-075	MLA-075			Y																Y													
	Anhydrotetracycline (ATC)	EPA 1694	MLA-075											Y																				Y	
		AXYS MLA-075	MLA-075			Y																Y													
	Atenolol	AXYS MLA-075	MLA-075			Y																Y													
	Atorvastatin	AXYS MLA-075	MLA-075			Y																Y													
	Azithromycin	EPA 1694	MLA-075											Y																				Y	
		AXYS MLA-075	MLA-075			Y																Y													
	Benzoylecgonine	AXYS MLA-075	MLA-075			Y																Y													
	Benztropine	AXYS MLA-075	MLA-075			Y																Y													
	Betamethasone	AXYS MLA-075	MLA-075			Y																Y													
	Bisphenol A	EPA 1694	MLA-075											Y																				Y	
		AXYS MLA-075	MLA-075			Y																Y													
	Caffeine	EPA 1694	MLA-075											Y																				Y	
		AXYS MLA-075	MLA-075			Y																Y													
	Carbadox	EPA 1694	MLA-075											Y																				Y	
		AXYS MLA-075	MLA-075			Y																Y													
	Carbamazepine	EPA 1694	MLA-075											Y																				Y	
		AXYS MLA-075	MLA-075			Y																Y													
	Cefotaxime	EPA 1694	MLA-075											Y																				Y	
		AXYS MLA-075	MLA-075			Y																Y													
	Chlortetracycline (CTC)	EPA 1694	MLA-075											Y																				Y	
		AXYS MLA-075	MLA-075			Y																Y													
	Cimetidine	EPA 1694	MLA-075											Y																				Y	
		AXYS MLA-075	MLA-075			Y																Y													
	Ciprofloxacin	EPA 1694	MLA-075											Y																				Y	
		AXYS MLA-075	MLA-075			Y																Y													
	Clarithromycin	EPA 1694	MLA-075											Y																				Y	
		AXYS MLA-075	MLA-075			Y																Y													
	Clinafloxacin	EPA 1694	MLA-075											Y																				Y	
		AXYS MLA-075	MLA-075			Y																Y													
	Clonidine	AXYS MLA-075	MLA-075			Y																Y													
	Cloxacillin	EPA 1694	MLA-075											Y																				Y	
		AXYS MLA-075	MLA-075			Y																Y													
	Cocaine	AXYS MLA-075	MLA-075			Y																Y													
	Codeine	EPA 1694	MLA-075											Y																				Y	
		AXYS MLA-075	MLA-075			Y																Y													
	Cotinine	EPA 1694	MLA-075											Y																				Y	
		AXYS MLA-075	MLA-075			Y																Y													
	DEET (N,N-diethyl-m-toluamide)	AXYS MLA-075	MLA-075			Y																Y													
	Dehydronifedipine	EPA 1694	MLA-075											Y																				Y	

Accreditation Scope

AXYS Analytical Services Ltd.
file ref.: ACC-101 Rev.23

Compound Class	Compound	Accredited Method ID	AXYS Method ID	Pulp	Serum	Solids									Tissue						Urine	Water	Water, Drinking				Water, Non-Potable								
				CALA	CALA	CALA	California DPH	Florida DOH	Minnesota DOH	New Jersey DEP	New York DOH	Virginia DGS	Washington DE	Maine DOH	ANAB	CALA	Florida DOH	Minnesota DOH	New Jersey DEP	Virginia DGS	ANAB	CALA	CALA	Florida DOH	Minnesota DOH	New Jersey DEP	ANAB	California DPH	Florida DOH	Minnesota DOH	New Jersey DEP	New York DOH	Virginia DGS	Washington DE*	Maine DOH	ANAB	Pennsylvania DEP
		AXYS MLA-075	MLA-075			Y																Y													
	Demeclocycline	EPA 1694	MLA-075											Y																				Y	
		AXYS MLA-075	MLA-075			Y																Y													
	Desmethyldiltiazem	AXYS MLA-075	MLA-075			Y																Y													
	Diazepam	AXYS MLA-075	MLA-075			Y																Y													
	Digoxigenin	EPA 1694	MLA-075											Y																				Y	
		AXYS MLA-075	MLA-075			Y																Y													
	Digoxin	EPA 1694	MLA-075											Y																				Y	
		AXYS MLA-075	MLA-075			Y																Y													
	Diltiazem	EPA 1694	MLA-075											Y																				Y	
		AXYS MLA-075	MLA-075			Y																Y													
	Diphenhydramine	EPA 1694	MLA-075											Y																				Y	
		AXYS MLA-075	MLA-075			Y																Y													
	Doxycycline	EPA 1694	MLA-075											Y																				Y	
		AXYS MLA-075	MLA-075			Y																Y													
	Enalapril	EPA 1694	MLA-075											Y																				Y	
		AXYS MLA-075	MLA-075			Y																Y													
	Enrofloxacin	EPA 1694	MLA-075											Y																				Y	
		AXYS MLA-075	MLA-075			Y																Y													
	Erythromycin	AXYS MLA-075	MLA-075			Y																Y													
	Erythromycin anydrate	EPA 1694	MLA-075											Y																				Y	
	Flumequine	EPA 1694	MLA-075											Y																				Y	
		AXYS MLA-075	MLA-075			Y																Y													
	Fluocinonide	AXYS MLA-075	MLA-075			Y																Y													
	Fluoxetine	EPA 1694	MLA-075											Y																				Y	
		AXYS MLA-075	MLA-075			Y																Y													
	Fluticasone propionate	AXYS MLA-075	MLA-075			Y																Y													
	Furosemide	AXYS MLA-075	MLA-075			Y																Y													
	Gemfibrozil	EPA 1694	MLA-075											Y																				Y	
		AXYS MLA-075	MLA-075			Y																Y													
	Glipizide	AXYS MLA-075	MLA-075			Y																Y													
	Glyburide	AXYS MLA-075	MLA-075			Y																Y													
	Hydrochlorothiazide	AXYS MLA-075	MLA-075			Y																Y													
	Hydrocodone	AXYS MLA-075	MLA-075			Y																Y													
	Hydrocortisone	AXYS MLA-075	MLA-075			Y																Y													
	Ibuprofen	EPA 1694	MLA-075											Y																				Y	
		AXYS MLA-075	MLA-075			Y																Y													
	Isochlortetracycline (ICTC)	EPA 1694	MLA-075											Y																				Y	
		AXYS MLA-075	MLA-075			Y																Y													
	Lincomycin	EPA 1694	MLA-075											Y																				Y	
		AXYS MLA-075	MLA-075			Y																Y													
	Lomefloxacin	EPA 1694	MLA-075											Y																				Y	
		AXYS MLA-075	MLA-075			Y																Y													
	Meprobamate	AXYS MLA-075	MLA-075			Y																Y													
	Metformin	EPA 1694	MLA-075											Y																				Y	
		AXYS MLA-075	MLA-075			Y																Y													
	Methylprednisolone	AXYS MLA-075	MLA-075			Y																Y													
	Metoprolol	AXYS MLA-075	MLA-075			Y																Y													
	Miconazole	EPA 1694	MLA-075											Y																				Y	
		AXYS MLA-075	MLA-075			Y																Y													

Accreditation Scope

AXYS Analytical Services Ltd.
file ref.: ACC-101 Rev.23

Compound Class	Compound	Accredited Method ID	AXYS Method ID	Pulp	Serum	Solids									Tissue							Urine	Water	Water, Drinking				Water, Non-Potable									
				CALA	CALA	CALA	California DPH	Florida DOH	Minnesota DOH	New Jersey DEP	New York DOH	Virginia DGS	Washington DE	Maine DOH	ANAB	CALA	Florida DOH	Minnesota DOH	New Jersey DEP	Virginia DGS	ANAB	CALA	CALA	Florida DOH	Minnesota DOH	New Jersey DEP	ANAB	California DPH	Florida DOH	Minnesota DOH	New Jersey DEP	New York DOH	Virginia DGS	Washington DE*	Maine DOH	ANAB	Pennsylvania DEP
	Minocycline	EPA 1694	MLA-075											Y																				Y		
		AXYS MLA-075	MLA-075			Y																	Y														
	Naproxen	EPA 1694	MLA-075											Y																					Y		
		AXYS MLA-075	MLA-075			Y																	Y														
	Norfloxacin	EPA 1694	MLA-075											Y																					Y		
		AXYS MLA-075	MLA-075			Y																	Y														
	Norfluoxetine	AXYS MLA-075	MLA-075			Y																	Y														
	Norgestimate	EPA 1694	MLA-075											Y																					Y		
		AXYS MLA-075	MLA-075			Y																	Y														
	Norverapamil	AXYS MLA-075	MLA-075			Y																	Y														
	Ofloxacin	EPA 1694	MLA-075											Y																					Y		
		AXYS MLA-075	MLA-075			Y																	Y														
	Ormetoprim	EPA 1694	MLA-075											Y																					Y		
		AXYS MLA-075	MLA-075			Y																	Y														
	Oxacillin	EPA 1694	MLA-075											Y																					Y		
		AXYS MLA-075	MLA-075			Y																	Y														
	Oxolinic acid	EPA 1694	MLA-075											Y																					Y		
		AXYS MLA-075	MLA-075			Y																	Y														
	Oxycodone	EPA 1694	MLA-075											Y																					Y		
		AXYS MLA-075	MLA-075			Y																	Y														
	Oxytetracycline (OTC)	EPA 1694	MLA-075											Y																					Y		
		AXYS MLA-075	MLA-075			Y																	Y														
	Paroxetine	EPA 1694	MLA-075											Y																					Y		
		AXYS MLA-075	MLA-075			Y																	Y														
	Penicillin G	EPA 1694	MLA-075											Y																					Y		
		AXYS MLA-075	MLA-075			Y																	Y														
	Penicillin V	EPA 1694	MLA-075											Y																					Y		
		AXYS MLA-075	MLA-075			Y																	Y														
	Prednisolone	AXYS MLA-075	MLA-075			Y																	Y														
	Prednisone	AXYS MLA-075	MLA-075			Y																	Y														
	Promethazine	AXYS MLA-075	MLA-075			Y																	Y														
	Propoxyphene	AXYS MLA-075	MLA-075			Y																	Y														
	Propranolol	AXYS MLA-075	MLA-075			Y																	Y														
	Ranitidine	EPA 1694	MLA-075											Y																					Y		
		AXYS MLA-075	MLA-075			Y																	Y														
	Roxithromycin	EPA 1694	MLA-075											Y																					Y		
		AXYS MLA-075	MLA-075			Y																	Y														
	Sarafloxacin	EPA 1694	MLA-075											Y																					Y		
		AXYS MLA-075	MLA-075			Y																	Y														
	Sertraline	AXYS MLA-075	MLA-075			Y																	Y														
	Simvastatin	AXYS MLA-075	MLA-075			Y																	Y														
	Sulfachloropyridazine	EPA 1694	MLA-075											Y																					Y		
		AXYS MLA-075	MLA-075			Y																	Y														
	Sulfadiazine	EPA 1694	MLA-075											Y																					Y		
		AXYS MLA-075	MLA-075			Y																	Y														
	Sulfadimethoxine	EPA 1694	MLA-075											Y																					Y		
		AXYS MLA-075	MLA-075			Y																	Y														
	Sulfamerazine	EPA 1694	MLA-075											Y																					Y		
		AXYS MLA-075	MLA-075			Y																	Y														
	Sulfamethazine	EPA 1694	MLA-075											Y																					Y		

Accreditation Scope

AXYS Analytical Services Ltd.
file ref.: ACC-101 Rev.23

Compound Class	Compound	Accredited Method ID	AXYS Method ID	Pulp	Serum	Solids									Tissue							Urine	Water	Water, Drinking				Water, Non-Potable									
				CALA	CALA	CALA	California DPH	Florida DOH	Minnesota DOH	New Jersey DEP	New York DOH	Virginia DGS	Washington DE	Maine DOH	ANAB	CALA	Florida DOH	Minnesota DOH	New Jersey DEP	Virginia DGS	ANAB	CALA	CALA	Florida DOH	Minnesota DOH	New Jersey DEP	ANAB	California DPH	Florida DOH	Minnesota DOH	New Jersey DEP	New York DOH	Virginia DGS	Washington DE*	Maine DOH	ANAB	Pennsylvania DEP
		AXYS MLA-075	MLA-075			Y																	Y													
	Sulfamethizole	EPA 1694	MLA-075											Y																					Y		
		AXYS MLA-075	MLA-075			Y																	Y													
	Sulfamethoxazole	EPA 1694	MLA-075											Y																					Y		
		AXYS MLA-075	MLA-075			Y																	Y													
	Sulfanilamide	EPA 1694	MLA-075											Y																					Y		
		AXYS MLA-075	MLA-075			Y																	Y													
	Sulfathiazole	EPA 1694	MLA-075											Y																					Y		
		AXYS MLA-075	MLA-075			Y																	Y													
	Tetracycline (TC)	EPA 1694	MLA-075											Y																					Y		
		AXYS MLA-075	MLA-075			Y																	Y													
	Theophylline	AXYS MLA-075	MLA-075			Y																	Y													
	Thiabendazole	EPA 1694	MLA-075											Y																					Y		
		AXYS MLA-075	MLA-075			Y																	Y													
	Trenbolone	AXYS MLA-075	MLA-075			Y																	Y													
	Trenbolone acetate	AXYS MLA-075	MLA-075			Y																	Y													
	Triamterene	AXYS MLA-075	MLA-075			Y																	Y													
	Triclocarban	EPA 1694	MLA-075											Y																					Y		
		AXYS MLA-075	MLA-075			Y																	Y													
	Triclosan	EPA 1694	MLA-075											Y																					Y		
		AXYS MLA-075	MLA-075			Y																	Y													
	Trimethoprim	EPA 1694	MLA-075											Y																					Y		
		AXYS MLA-075	MLA-075			Y																	Y													
	Tylosin	EPA 1694	MLA-075											Y																					Y		
		AXYS MLA-075	MLA-075			Y																	Y													
	Valsartan	AXYS MLA-075	MLA-075			Y																	Y													
	Verapamil	AXYS MLA-075	MLA-075			Y																	Y													
	Virginiamycin	EPA 1694	MLA-075											Y																					Y		
		AXYS MLA-075	MLA-075			Y																	Y													
	Warfarin	EPA 1694	MLA-075											Y																					Y		
		AXYS MLA-075	MLA-075			Y																	Y													
Targeted Metabolites	11, 14, 17-eicosatrienoic acid (eicosatrienoic acid)	AXYS MLM-001	MLM-001												Y																					
	11, 14-eicosadienoic acid	AXYS MLM-001	MLM-001												Y																					
	3-hydroxytyrosine	AXYS MLM-001	MLM-001												Y																					
	Acetylcarnitine	AXYS MLM-001	MLM-001												Y																					
	Acetylornithine	AXYS MLM-001	MLM-001												Y																					
	Alanine	AXYS MLM-001	MLM-001												Y																					
	alpha-Aminoadipic acid	AXYS MLM-001	MLM-001												Y																					
	Arginine	AXYS MLM-001	MLM-001												Y																					
	Asparagine	AXYS MLM-001	MLM-001												Y																					
	Aspartate	AXYS MLM-001	MLM-001												Y																					
	Asymmetric dimethylarginine	AXYS MLM-001	MLM-001												Y																					
	Butenylcarnitine	AXYS MLM-001	MLM-001												Y																					
	Butyrylcarnitine	AXYS MLM-001	MLM-001												Y																					
	C22:5 ISOMER 1 (tentatively all-cis-4, 8, 12, 15, 19-docosapentaenoic acid)	AXYS MLM-001	MLM-001												Y																					
	C22:5 ISOMER 2 (all-cis-7,10,13,16,19-docosapentaenoic acid (DPA)	AXYS MLM-001	MLM-001												Y																					
	C22:5 ISOMER 3 (tentatively all-cis-4, 7, 10, 13, 16-docosapentaenoic acid)	AXYS MLM-001	MLM-001												Y																					
	Carnitine	AXYS MLM-001	MLM-001												Y																					
	Carnosine	AXYS MLM-001	MLM-001												Y																					
	chenodeoxycholic acid	AXYS MLM-001	MLM-001												Y																					

Accreditation Scope

AXYS Analytical Services Ltd.
file ref.: ACC-101 Rev.23

Compound Class	Compound	Accredited Method ID	AXYS Method ID	Pulp: CALA	Serum: CALA	Solids: CALA	Solids: California DPH	Solids: Florida DOH	Solids: Minnesota DOH	Solids: New Jersey DEP	Solids: New York DOH	Solids: Virginia DGS	Solids: Washington DE	Solids: Maine DOH	Solids: ANAB	Tissue: CALA	Tissue: Florida DOH	Tissue: Minnesota DOH	Tissue: New Jersey DEP	Tissue: Virginia DGS	Tissue: ANAB	Urine: CALA	Water: CALA	Water, Drinking: Florida DOH	Water, Drinking: Minnesota DOH	Water, Drinking: New Jersey DEP	Water, Drinking: ANAB	Water, Non-Potable: California DPH	Water, Non-Potable: Florida DOH	Water, Non-Potable: Minnesota DOH	Water, Non-Potable: New Jersey DEP	Water, Non-Potable: New York DOH	Water, Non-Potable: Virginia DGS	Water, Non-Potable: Washington DE*	Water, Non-Potable: Maine DOH	Water, Non-Potable: ANAB	Water, Non-Potable: Pennsylvania DEP
	cholic acid	AXYS MLM-001	MLM-001													Y																				
	Citrulline	AXYS MLM-001	MLM-001													Y																				
	Creatinine	AXYS MLM-001	MLM-001													Y																				
	Decadienylcarnitine	AXYS MLM-001	MLM-001													Y																				
	decanoic acid (capric acid)	AXYS MLM-001	MLM-001													Y																				
	Decanoylcarnitine	AXYS MLM-001	MLM-001													Y																				
	Decenoylcarnitine	AXYS MLM-001	MLM-001													Y																				
	deoxycholic acid	AXYS MLM-001	MLM-001													Y																				
	docosahexaenoic acid (DHA)	AXYS MLM-001	MLM-001													Y																				
	docosatetraenoic acid (adrenic acid)	AXYS MLM-001	MLM-001													Y																				
	Dodecanedioylcarnitine	AXYS MLM-001	MLM-001													Y																				
	Dodecanoylcarnitine	AXYS MLM-001	MLM-001													Y																				
	Dodecenoylcarnitine	AXYS MLM-001	MLM-001													Y																				
	Dopamine	AXYS MLM-001	MLM-001													Y																				
	eicosapentaenoic acid (EPA)	AXYS MLM-001	MLM-001													Y																				
	Eicosatetraenoic acid (arachidonic acid)	AXYS MLM-001	MLM-001													Y																				
	eicosatrienoic acid (dihomo-γ-linolenic acid)	AXYS MLM-001	MLM-001													Y																				
	Glutaconylcarnitine	AXYS MLM-001	MLM-001													Y																				
	Glutamate	AXYS MLM-001	MLM-001													Y																				
	Glutamine	AXYS MLM-001	MLM-001													Y																				
	Glutarylcarnitine (Hydroxyhexanoylcarnitine)	AXYS MLM-001	MLM-001													Y																				
	Glycine	AXYS MLM-001	MLM-001													Y																				
	glycochenodeoxycholic acid	AXYS MLM-001	MLM-001													Y																				
	glycocholic acid	AXYS MLM-001	MLM-001													Y																				
	glycodeoxycholic acid	AXYS MLM-001	MLM-001													Y																				
	Hexadecadienylcarnitine	AXYS MLM-001	MLM-001													Y																				
	hexadecanoic acid (palmitic acid)	AXYS MLM-001	MLM-001													Y																				
	Hexadecanoylcarnitine	AXYS MLM-001	MLM-001													Y																				
	hexadecenoic acid (palmitoleic acid)	AXYS MLM-001	MLM-001													Y																				
	Hexadecenoylcarnitine	AXYS MLM-001	MLM-001													Y																				
	Hexanoylcarnitine (Fumarylcarnitine)	AXYS MLM-001	MLM-001													Y																				
	Hexenoylcarnitine	AXYS MLM-001	MLM-001													Y																				
	Hexose (sum isomers)	AXYS MLM-001	MLM-001													Y																				
	Histamine	AXYS MLM-001	MLM-001													Y																				
	Histidine	AXYS MLM-001	MLM-001													Y																				
	Hydroxyhexadecadienylcarnitine	AXYS MLM-001	MLM-001													Y																				
	Hydroxyhexadecanoylcarnitine	AXYS MLM-001	MLM-001													Y																				
	Hydroxyhexadecenoylcarnitine	AXYS MLM-001	MLM-001													Y																				
	Hydroxylbutyrylcarnitine	AXYS MLM-001	MLM-001													Y																				
	Hydroxyoctadecenoylcarnitine	AXYS MLM-001	MLM-001													Y																				
	Hydroxyproline	AXYS MLM-001	MLM-001													Y																				
	Hydroxypropionylcarnitine	AXYS MLM-001	MLM-001													Y																				
	Hydroxysphingomyeline C14:1	AXYS MLM-001	MLM-001													Y																				
	Hydroxysphingomyeline C16:1	AXYS MLM-001	MLM-001													Y																				
	Hydroxysphingomyeline C22:1	AXYS MLM-001	MLM-001													Y																				
	Hydroxysphingomyeline C22:2	AXYS MLM-001	MLM-001													Y																				
	Hydroxysphingomyeline C24:1	AXYS MLM-001	MLM-001													Y																				
	Hydroxytetradecadienylcarnitine	AXYS MLM-001	MLM-001													Y																				
	Hydroxytetradecenoylcarnitine	AXYS MLM-001	MLM-001													Y																				
	Hydroxyvalerylcarnitine (Methylmalonylcarnitine)	AXYS MLM-001	MLM-001													Y																				

Accreditation Scope

AXYS Analytical Services Ltd.
file ref.: ACC-101 Rev.23

Compound Class	Compound	Accredited Method ID	AXYS Method ID	Pulp	Serum	Solids										Tissue						Urine	Water	Water, Drinking				Water, Non-Potable									
				CALA	CALA	CALA	California DPH	Florida DOH	Minnesota DOH	New Jersey DEP	New York DOH	Virginia DGS	Washington DE	Maine DOH	ANAB	CALA	Florida DOH	Minnesota DOH	New Jersey DEP	Virginia DGS	ANAB	CALA	CALA	Florida DOH	Minnesota DOH	New Jersey DEP	ANAB	California DPH	Florida DOH	Minnesota DOH	New Jersey DEP	New York DOH	Virginia DGS	Washington DE*	Maine DOH	ANAB	Pennsylvania DEP
	Isoleucine	AXYS MLM-001	MLM-001													Y																					
	Kynurenine	AXYS MLM-001	MLM-001													Y																					
	Leucine	AXYS MLM-001	MLM-001													Y																					
	lithocholic acid	AXYS MLM-001	MLM-001													Y																					
	Lysine	AXYS MLM-001	MLM-001													Y																					
	lysoPhosphatidylcholine acyl C14:0	AXYS MLM-001	MLM-001													Y																					
	lysoPhosphatidylcholine acyl C16:0	AXYS MLM-001	MLM-001													Y																					
	lysoPhosphatidylcholine acyl C16:1	AXYS MLM-001	MLM-001													Y																					
	lysoPhosphatidylcholine acyl C17:0	AXYS MLM-001	MLM-001													Y																					
	lysoPhosphatidylcholine acyl C18:0	AXYS MLM-001	MLM-001													Y																					
	lysoPhosphatidylcholine acyl C18:1	AXYS MLM-001	MLM-001													Y																					
	lysoPhosphatidylcholine acyl C18:2	AXYS MLM-001	MLM-001													Y																					
	lysoPhosphatidylcholine acyl C20:3	AXYS MLM-001	MLM-001													Y																					
	lysoPhosphatidylcholine acyl C20:4	AXYS MLM-001	MLM-001													Y																					
	lysoPhosphatidylcholine acyl C24:0	AXYS MLM-001	MLM-001													Y																					
	lysoPhosphatidylcholine acyl C26:1	AXYS MLM-001	MLM-001													Y																					
	lysoPhosphatidylcholine acyl C28:0	AXYS MLM-001	MLM-001													Y																					
	lysoPhosphatidylcholine acyl C28:1	AXYS MLM-001	MLM-001													Y																					
	Methionine	AXYS MLM-001	MLM-001													Y																					
	Methioninesulfoxide	AXYS MLM-001	MLM-001													Y																					
	Methylglutarylcarnitine	AXYS MLM-001	MLM-001													Y																					
	Nitrotyrosine	AXYS MLM-001	MLM-001													Y																					
	Nonaylcarnitine	AXYS MLM-001	MLM-001													Y																					
	octadecadienoic acid (linoleic acid)	AXYS MLM-001	MLM-001													Y																					
	Octadecadienylcarnitine	AXYS MLM-001	MLM-001													Y																					
	octadecanoic acid (stearic acid)	AXYS MLM-001	MLM-001													Y																					
	Octadecanoylcarnitine	AXYS MLM-001	MLM-001													Y																					
	octadecatrienoic acid (γ-linolenic acid)	AXYS MLM-001	MLM-001													Y																					
	Octadecenoylcarnitine	AXYS MLM-001	MLM-001													Y																					
	Octanoylcarnitine	AXYS MLM-001	MLM-001													Y																					
	Ornithine	AXYS MLM-001	MLM-001													Y																					
	Phenylalanine	AXYS MLM-001	MLM-001													Y																					
	Phenylethylamine	AXYS MLM-001	MLM-001													Y																					
	Phosphatidylcholine acyl-alkyl C30:0	AXYS MLM-001	MLM-001													Y																					
	Phosphatidylcholine acyl-alkyl C30:1	AXYS MLM-001	MLM-001													Y																					
	Phosphatidylcholine acyl-alkyl C30:2	AXYS MLM-001	MLM-001													Y																					
	Phosphatidylcholine acyl-alkyl C32:1	AXYS MLM-001	MLM-001													Y																					
	Phosphatidylcholine acyl-alkyl C32:2	AXYS MLM-001	MLM-001													Y																					
	Phosphatidylcholine acyl-alkyl C34:0	AXYS MLM-001	MLM-001													Y																					
	Phosphatidylcholine acyl-alkyl C34:1	AXYS MLM-001	MLM-001													Y																					
	Phosphatidylcholine acyl-alkyl C34:2	AXYS MLM-001	MLM-001													Y																					
	Phosphatidylcholine acyl-alkyl C34:3	AXYS MLM-001	MLM-001													Y																					
	Phosphatidylcholine acyl-alkyl C36:0	AXYS MLM-001	MLM-001													Y																					
	Phosphatidylcholine acyl-alkyl C36:1	AXYS MLM-001	MLM-001													Y																					
	Phosphatidylcholine acyl-alkyl C36:2	AXYS MLM-001	MLM-001													Y																					
	Phosphatidylcholine acyl-alkyl C36:3	AXYS MLM-001	MLM-001													Y																					
	Phosphatidylcholine acyl-alkyl C36:4	AXYS MLM-001	MLM-001													Y																					
	Phosphatidylcholine acyl-alkyl C36:5	AXYS MLM-001	MLM-001													Y																					
	Phosphatidylcholine acyl-alkyl C38:0	AXYS MLM-001	MLM-001													Y																					
	Phosphatidylcholine acyl-alkyl C38:1	AXYS MLM-001	MLM-001													Y																					
	Phosphatidylcholine acyl-alkyl C38:2	AXYS MLM-001	MLM-001													Y																					
	Phosphatidylcholine acyl-alkyl C38:3	AXYS MLM-001	MLM-001													Y																					
	Phosphatidylcholine acyl-alkyl C38:5	AXYS MLM-001	MLM-001													Y																					
	Phosphatidylcholine acyl-alkyl C38:6	AXYS MLM-001	MLM-001													Y																					
	Phosphatidylcholine acyl-alkyl C40:1	AXYS MLM-001	MLM-001													Y																					
	Phosphatidylcholine acyl-alkyl C40:2	AXYS MLM-001	MLM-001													Y																					
	Phosphatidylcholine acyl-alkyl C40:3	AXYS MLM-001	MLM-001													Y																					

Accreditation Scope

AXYS Analytical Services Ltd.
file ref.: ACC-101 Rev.23

Compound Class	Compound	Accredited Method ID	AXYS Method ID	Pulp	Serum	Solids										Tissue						Urine	Water	Water, Drinking				Water, Non-Potable									
				CALA	CALA	CALA	California DPH	Florida DOH	Minnesota DOH	New Jersey DEP	New York DOH	Virginia DGS	Washington DE	Maine DOH	ANAB	CALA	Florida DOH	Minnesota DOH	New Jersey DEP	Virginia DGS	ANAB	CALA	CALA	Florida DOH	Minnesota DOH	New Jersey DEP	ANAB	California DPH	Florida DOH	Minnesota DOH	New Jersey DEP	New York DOH	Virginia DGS	Washington DE*	Maine DOH	ANAB	Pennsylvania DEP
	Phosphatidylcholine acyl-alkyl C40:4	AXYS MLM-001	MLM-001													Y																					
	Phosphatidylcholine acyl-alkyl C40:5	AXYS MLM-001	MLM-001													Y																					
	Phosphatidylcholine acyl-alkyl C40:6	AXYS MLM-001	MLM-001													Y																					
	Phosphatidylcholine acyl-alkyl C42:0	AXYS MLM-001	MLM-001													Y																					
	Phosphatidylcholine acyl-alkyl C42:1	AXYS MLM-001	MLM-001													Y																					
	Phosphatidylcholine acyl-alkyl C42:2	AXYS MLM-001	MLM-001													Y																					
	Phosphatidylcholine acyl-alkyl C42:3	AXYS MLM-001	MLM-001													Y																					
	Phosphatidylcholine acyl-alkyl C42:4	AXYS MLM-001	MLM-001													Y																					
	Phosphatidylcholine acyl-alkyl C42:5	AXYS MLM-001	MLM-001													Y																					
	Phosphatidylcholine acyl-alkyl C44:3	AXYS MLM-001	MLM-001													Y																					
	Phosphatidylcholine acyl-alkyl C44:4	AXYS MLM-001	MLM-001													Y																					
	Phosphatidylcholine acyl-alkyl C44:5	AXYS MLM-001	MLM-001													Y																					
	Phosphatidylcholine acyl-alkyl C44:6	AXYS MLM-001	MLM-001													Y																					
	Phosphatidylcholine diacyl C24:0	AXYS MLM-001	MLM-001													Y																					
	Phosphatidylcholine diacyl C26:0	AXYS MLM-001	MLM-001													Y																					
	Phosphatidylcholine diacyl C28:1	AXYS MLM-001	MLM-001													Y																					
	Phosphatidylcholine diacyl C30:0	AXYS MLM-001	MLM-001													Y																					
	Phosphatidylcholine diacyl C30:2	AXYS MLM-001	MLM-001													Y																					
	Phosphatidylcholine diacyl C32:0	AXYS MLM-001	MLM-001													Y																					
	Phosphatidylcholine diacyl C32:1	AXYS MLM-001	MLM-001													Y																					
	Phosphatidylcholine diacyl C32:2	AXYS MLM-001	MLM-001													Y																					
	Phosphatidylcholine diacyl C32:3	AXYS MLM-001	MLM-001													Y																					
	Phosphatidylcholine diacyl C34:1	AXYS MLM-001	MLM-001													Y																					
	Phosphatidylcholine diacyl C34:2	AXYS MLM-001	MLM-001													Y																					
	Phosphatidylcholine diacyl C34:3	AXYS MLM-001	MLM-001													Y																					
	Phosphatidylcholine diacyl C34:4	AXYS MLM-001	MLM-001													Y																					
	Phosphatidylcholine diacyl C36:0	AXYS MLM-001	MLM-001													Y																					
	Phosphatidylcholine diacyl C36:1	AXYS MLM-001	MLM-001													Y																					
	Phosphatidylcholine diacyl C36:2	AXYS MLM-001	MLM-001													Y																					
	Phosphatidylcholine diacyl C36:3	AXYS MLM-001	MLM-001													Y																					
	Phosphatidylcholine diacyl C36:4	AXYS MLM-001	MLM-001													Y																					
	Phosphatidylcholine diacyl C36:5	AXYS MLM-001	MLM-001													Y																					
	Phosphatidylcholine diacyl C36:6	AXYS MLM-001	MLM-001													Y																					
	Phosphatidylcholine diacyl C38:0	AXYS MLM-001	MLM-001													Y																					
	Phosphatidylcholine diacyl C38:1	AXYS MLM-001	MLM-001													Y																					
	Phosphatidylcholine diacyl C38:3	AXYS MLM-001	MLM-001													Y																					
	Phosphatidylcholine diacyl C38:4	AXYS MLM-001	MLM-001													Y																					
	Phosphatidylcholine diacyl C38:5	AXYS MLM-001	MLM-001													Y																					
	Phosphatidylcholine diacyl C38:6	AXYS MLM-001	MLM-001													Y																					
	Phosphatidylcholine diacyl C40:1	AXYS MLM-001	MLM-001													Y																					
	Phosphatidylcholine diacyl C40:2	AXYS MLM-001	MLM-001													Y																					
	Phosphatidylcholine diacyl C40:3	AXYS MLM-001	MLM-001													Y																					
	Phosphatidylcholine diacyl C40:4	AXYS MLM-001	MLM-001													Y																					
	Phosphatidylcholine diacyl C40:5	AXYS MLM-001	MLM-001													Y																					
	Phosphatidylcholine diacyl C40:6	AXYS MLM-001	MLM-001													Y																					
	Phosphatidylcholine diacyl C42:0	AXYS MLM-001	MLM-001													Y																					
	Phosphatidylcholine diacyl C42:1	AXYS MLM-001	MLM-001													Y																					
	Phosphatidylcholine diacyl C42:2	AXYS MLM-001	MLM-001													Y																					
	Phosphatidylcholine diacyl C42:4	AXYS MLM-001	MLM-001													Y																					
	Phosphatidylcholine diacyl C42:5	AXYS MLM-001	MLM-001													Y																					
	Phosphatidylcholine diacyl C42:6	AXYS MLM-001	MLM-001													Y																					
	Pimelylcarnitine	AXYS MLM-001	MLM-001													Y																					
	Proline	AXYS MLM-001	MLM-001													Y																					
	Propenoylcarnitine	AXYS MLM-001	MLM-001													Y																					
	Propionylcarnitine	AXYS MLM-001	MLM-001													Y																					
	Putrescine	AXYS MLM-001	MLM-001													Y																					
	Sarcosine	AXYS MLM-001	MLM-001													Y																					
	Serine	AXYS MLM-001	MLM-001													Y																					

Accreditation Scope

AXYS Analytical Services Ltd.
file ref.: ACC-101 Rev.23

Compound Class	Compound	Accredited Method ID	AXYS Method ID	Pulp: CALA	Serum: CALA	Solids: CALA	Solids: California DPH	Solids: Florida DOH	Solids: Minnesota DOH	Solids: New Jersey DEP	Solids: New York DOH	Solids: Virginia DGS	Solids: Washington DE	Solids: Maine DOH	Solids: ANAB	Tissue: CALA	Tissue: Florida DOH	Tissue: Minnesota DOH	Tissue: New Jersey DEP	Tissue: Virginia DGS	Tissue: ANAB	Urine: CALA	Water: CALA	Water, Drinking: Florida DOH	Water, Drinking: Minnesota DOH	Water, Drinking: New Jersey DEP	Water, Drinking: ANAB	Water, Non-Potable: California DPH	Water, Non-Potable: Florida DOH	Water, Non-Potable: Minnesota DOH	Water, Non-Potable: New Jersey DEP	Water, Non-Potable: New York DOH	Water, Non-Potable: Virginia DGS	Water, Non-Potable: Washington DE*	Water, Non-Potable: Maine DOH	Water, Non-Potable: ANAB	Water, Non-Potable: Pennsylvania DEP
	Serotonin	AXYS MLM-001	MLM-001													Y																				
	Spermidine	AXYS MLM-001	MLM-001													Y																				
	Spermine	AXYS MLM-001	MLM-001													Y																				
	Sphingomyeline C16:0	AXYS MLM-001	MLM-001													Y																				
	Sphingomyeline C16:1	AXYS MLM-001	MLM-001													Y																				
	Sphingomyeline C18:0	AXYS MLM-001	MLM-001													Y																				
	Sphingomyeline C18:1	AXYS MLM-001	MLM-001													Y																				
	Sphingomyeline C20:2	AXYS MLM-001	MLM-001													Y																				
	Sphingomyeline C22:3	AXYS MLM-001	MLM-001													Y																				
	Sphingomyeline C24:0	AXYS MLM-001	MLM-001													Y																				
	Sphingomyeline C24:1	AXYS MLM-001	MLM-001													Y																				
	Sphingomyeline C26:0	AXYS MLM-001	MLM-001													Y																				
	Sphingomyeline C26:1	AXYS MLM-001	MLM-001													Y																				
	Symmetric dimethylarginine	AXYS MLM-001	MLM-001													Y																				
	Taurine	AXYS MLM-001	MLM-001													Y																				
	taurochenodeoxycholic acid	AXYS MLM-001	MLM-001													Y																				
	taurocholic acid	AXYS MLM-001	MLM-001													Y																				
	taurodeoxycholic acid	AXYS MLM-001	MLM-001													Y																				
	taurolithocholic acid	AXYS MLM-001	MLM-001													Y																				
	tauroursodexoycholic acid	AXYS MLM-001	MLM-001													Y																				
	Tetradecadienylcarnitine	AXYS MLM-001	MLM-001													Y																				
	tetradecanoic acid (myristic acid)	AXYS MLM-001	MLM-001													Y																				
	Tetradecanoylcarnitine	AXYS MLM-001	MLM-001													Y																				
	Tetradecenoylcarnitine	AXYS MLM-001	MLM-001													Y																				
	Threonine	AXYS MLM-001	MLM-001													Y																				
	Tiglylcarnitine	AXYS MLM-001	MLM-001													Y																				
	Total dimethylarginine	AXYS MLM-001	MLM-001													Y																				
	Tryptophan	AXYS MLM-001	MLM-001													Y																				
	Tyrosine	AXYS MLM-001	MLM-001													Y																				
	ursodexoycholic acid	AXYS MLM-001	MLM-001													Y																				
	Valerylcarnitine	AXYS MLM-001	MLM-001													Y																				
	Valine	AXYS MLM-001	MLM-001													Y																				
TBBPA	Tetrabromobisphenol A	AXYS MLA-079	MLA-079		Y																															

Note*
Analysis of pesticides and PCBs in non-potable water samples by AXYS method MLA-007, with the exception of NPDES or State permitted discharges and Stormwater applications, may fall within the scope of Washington State Department of Ecology solids matrix accreditation, subject to approval of the Ecology Project Manager.

Legend

BPA and mPE	Bisphenol A and mono-Phthalate Esters
HBCDD	Hexabromocyclododecane
OC Pesticides	Organochlorine Pesticides
PAH	Polycyclic Aromatic Hydrocarbons
PBDPE	Polybrominated diphenylethers
PCB	Polychlorinated Biphenyls
PCDDF	Polychlorinated dibenzodioxins/furans
PFC	Perfluorinated Compounds
PPCP	Pharmaceutical and Personal Care Products
TBBPA	Tetrabromobisphenol A
California DPH	California Department of Public Health, Lab ID 2911
Florida DOH	Florida Department of Health, Lab ID E871007, (NELAC Standard)
Pennsylvania DEP	Pennsylvania Departmnent of Environmental Protection
Minnesota DOH	Minnesota Department of Health, Lab ID 232-999-430, (NELAC Standard)
New Jersey DEP	New Jersey Department of Environmental Protection, Lab ID CANA005, (NELAC Standard)
New York DOH	New York Department of Health, Lab ID 11674, (NELAC Standard)
Washington DE	Washington Department of Ecology, Lab ID C404
Virginia DGS	Virginia Department of General Services, Division of Consolidated Laboratory Services, Lab ID 460224, (NELAC Standard)
Maine DOH	Maine Center for Disease Control and Prevention, Department of Health and Human Services, Lab ID CN00003
CALA	Canadian Association for Laboratory Accreditation Inc., Lab ID A2637, (ISO/IEC 17025:2005 Standard)
ANAB	ANSI-ASQ National Accreditation Board, certificate AT-1861, (ISO/IEC 17025:2005 Standard)

APPENDIX H

Main Study AXYS Urine Analytical Reports

AXYS | Axys Analytical Services Ltd
2045 Mills Road West
SIDNEY, BRITISH COLUMBIA, CANADA V8L 5X2
TEL 250-655-5800 FAX 250-655-5811
www.axysanalytical.com

AXYS Client No.: 4765

Client Address: ARCADIS U.S., Inc.
630 Plaza Drive, Suite 600
Highlands Ranch, CO, US, 80129

The AXYS contact for these data is Kirsten Anderson.

PAH METABOLITES ANALYSIS

URINE SAMPLES

PROJECT: 06262044.0000

Contract: 4765
Data Package Identification: DPWG52227

Analysis WG51611

19 August 2015

ARCADIS U.S., INC.
URINE SAMPLES

OH-PAHs ANALYSIS
AXYS METHOD: MLA-905

PROJECT: 06262044.0000

4765: L22965-21 to -24, and -49 to -52
L23367-1 and -10

19 August 2015

NARRATIVE

This narrative describes the analysis of eighteen urine samples for selected hydroxy metabolites of poly aromatic hydrocarbons (PAHs) using high-resolution gas chromatography / high-resolution mass spectrometry (HRGC / HRMS).

SAMPLE RECEIPT and STORAGE

The samples were received on the 2nd April 2015 and the 29th May 2015. Details of sample conditions on receipt are provided on the sample receiving record. As per instructions from ARCADIS: Day 7 urine sample for each test group was combined with the Day 8 urine sample for each test group. The combined urine samples were assigned AXYS ID L23367-1 to -24. Similarly, Day 14 urine sample for each test group was also combined with the Day 15 urine sample for each test group. The combined urine samples were assigned AXYS ID L23368-1 to -24. Sample compositing was conducted in workgroup WG51568 details of sample compositing are recorded on Composite Sample Preparation Record worksheets.

SAMPLE PREPARATION AND ANALYSIS

Analysis procedures were in general accordance with '**AXYS Method 905 Rev 01: *Analytical Procedure for the Analysis of Hydroxy-Polycyclic Aromatic Hydrocarbons in Urine by HRCG-HRMS.*** A method summary (MSU-905) is included in the data package following this narrative.

The samples were analyzed in batch WG51611, the composition of which is shown on the correlation table, and on the batch list heading the extraction workup sheets. The analysis batch included a procedural blank, (AXYS ID WG51611-104) prepared with synthetic urine and an Ongoing Precision and Recovery (OPRs) test sample (AXYS ID WG51611-102) prepared with spiked human urine.

An accurately measured sub-sample of approximately 4 mL sample was spiked with 30 µL of 2-mercaptoethanol to control analyte oxidation. The samples were then spiked with isotopically labeled quantification standards and β-glucuronidase enzyme. The mixture was incubated at 37°C for 17 hrs. The de-conjugated analytes were then extracted with pentane. The extracts were reduced under a gentle stream of nitrogen, spiked with the derivatization monitoring standard and the recovery standard and derivatized for 30 min with MSTFA at 60°C. The final extract volume was 225 µL, 2 µL was injected onto the HRGC/HRMS.

CALCULATIONS

Target concentrations were determined by isotope dilution or internal standard quantification procedures, using OPUSQuan software. Formulas used for conversion of the raw chromatographic data to concentrations are provided in the method summary document, MSU-905.

As described in the method summary, sample specific detection limits (SDLs) were calculated from the noise for each target analyte and used as the detection qualifier. If the OPUSquan software selected an unrepresentative region of noise for the SDL calculation, the SDL is corrected by hand on the raw data.

REPORTING CONVENTIONS

For internal tracking, ARCADIS U.S., INC., was assigned contract number 4765. AXYS logged the samples under the unique laboratory identifier of the form identifier of the form LXXXXX-XX All data reports reference both the client and lab sample identifiers.

Any extra work required and performed after the initial instrumental analysis of a sample extract is given an extra "test suffix" code. The single letter code per extra work performed is added to the AXYS sample ID as a suffix, and is combined with any other applicable test suffix codes. Test code in this data package includes:

i = Instrumental reanalysis of the sample extract
W = The sample extract was diluted and instrumentally reanalyzed

The laboratory qualifiers used are as follows:

D	=	indicates dilution data
K	=	peak detected but did not meet quantification criteria, result reported represents the estimated maximum possible concentration
U	=	Analyte not detected
V	=	the recovery of the surrogate falls outside the method control limits

Results are reported to three significant figures, in units of picograms per milliliter (pg/mL).

ANALYTICAL DISCUSSION

The glass centrifuge tube containing the laboratory blank (AXYS ID WG51611-101) was broken on 23-June-2015 during centrifugation. A second laboratory blank (AXYS ID WG51611-104) was restarted on 24-June-2015 and was processed along with the rest of the samples. This procedural blank was considered to represent laboratory background levels during the time of processing of samples reported in this workgroup.

Initial calibration did not meet all the method's specifications during the original analysis of the following sample extracts. The sample extracts were instrumentally reanalyzed twice and results were reported from the second reanalysis data. This is indicated on the report forms by suffix 'i2' added to the AXYS ID.

AXYS ID	Client ID
L22965-49	Day 14 Group 1
L22965-50	Day 14 Group 2
L22965-51	Day 14 Group 3
Lab Blank	WG51611-104

The area responses for one or more analytes in the following samples were over the method's calibration limit for 3-OH-Benzo[a]pyrene and / or 9-OH-Benzo[a]pyrene. The sample extracts were diluted and reanalyzed and the affected analytes were separately reported from the diluted extract analysis data. This is indicated by suffix 'W' added to the AXYS ID.

AXYS ID	Client ID
L23367-3	201 Day 7/8
L23367-4	202 Day 7/8
L23367-7	401 Day 7/8
L23367-8	402 Day 7/8

To reduce matrix interferences and bring some analytes within the method calibration limit the following samples were diluted and reanalyzed twice. Final data are reported from the diluted and instrumentally reanalyzed analysis data. This is indicated by suffix 'Wi2' added to the AXYS ID.

AXYS ID	Client ID
L22965-21	Day 7 Group 1
L22965-22	Day 7 Group 2
L22965-23	Day 7 Group 3
L22965-24	Day 7 Group 4
L22965-52	Day 14 Group 4
L23367-9	501 Day 7/8
L23367-10	502 Day 7/8
OPR	WG51611-102

Due to a software limitation, data points for all the initial calibration runs could not be included on the HTML reports. As a result the mean RRF values shown on the report forms are slightly different from the mean values shown on the raw data under the Analysis Chromatographic section. For all calculations, please use average RRF values shown on the Analysis Chromatography section of the data package.

QA/QC NOTES

The QC samples were prepared alongside the client sample, and were subjected to the same analytical procedures. The sample results were evaluated in comparison to the QC samples.

- The results are not blank corrected. The sample data should be compared to the procedural blank.
- By virtue of the isotope dilution/internal standard quantification procedures, data are recovery corrected for possible losses during extraction and cleanup.
- All linearity, CAL/VER, Lab Blank, OPR and labeled compound recovery specifications were met, with the following exception:

Due to matrix co-extractives elevated detection limits were observed for 3-OH-Chrysene and 3-OH-Benz[a]anthracene in some samples.

Percent recovery value for 13C6-3-OH-Chrysene was marginally below the method control limit in the Ongoing Precision and Recovery (OPR) test sample (AXY SID WG51611-102). However, quantitative recovery of all the native analytes in this QC sample demonstrated that data are not affected by this variance.

Percent recovery value for d11-3-OH-Benzo[a]pyrene was marginally above the method's control limit in sample Day 7 Group 3 (AXYS ID L22965-23). This has no impact on the data. The results are recovery-corrected, labeled compound recovery values are provided as general data quality indicators only.

DATA PACKAGE

This data package, assigned a unique identifier DPWG52227, includes: shown on the front page of this Data Package. Included in the data package after the narrative are the following documentations:

- Method summary, MSU-905
- Sample Correlation Table
- Sample Receiving Documentation
- Composite Sample Preparation Records
- Extraction worksheets.



- Sample data reports (Analysis Reports)
- Laboratory QC data reports
- Instrumental QC data reports (organized by analysis date)
- Sample raw data (Analysis chromatography)
- Laboratory QC raw data
- Instrumental QC raw data (organized by analysis date).

I certify that this data package complies with the terms and conditions of the contract, both technically and for completeness, except for the conditions detailed above. In addition, I certify, that to the best of my knowledge and belief, the data as reported are true and accurate. The following signature, on behalf of Axys Analytical Services Ltd, authorizes the release of the data contained in this data package.

Signed: Million Woudneh, PhD
Product Development Chemist

21-Aug-2015
Date Signed

Summary of AXYS method MLA-905 Rev. 01 Ver. 02:

ANALYTICAL PROCEDURE FOR THE ANALYSIS OF HYDROXY-POLYCYCLIC AROMATIC HYDROCARBONS IN URINE BY HRGC-HRMS

AXYS Method MLA-905 describes the determination of concentrations of selected hydroxy-polyaromatic hydrocarbons (OH-PAHs) in urine samples. According to clients' requests this analysis may be performed to determine total OH-PAHs (the sum of free OH-PAHs and conjugated OH-PAHs) and/or only free (not conjugated) OH-PAHs. Deconjugation is performed by enzymatic hydrolysis to liberate the glucuronated and sulfonated forms of the analytes into free hydroxy PAH forms.

Typical reporting limits are 10 - 25 pg /mL for each analyte using a 4 mL sample.

TARGET ANALYTES

Hydroxy polycyclic aromatic hydrocarbons (OH-PAHs)

Compound	Short name	CAS #
3-Hydroxy-chrysene	3-OH-Chrysene	63019-39-6
3-Hydroxy-benzo[a]pyrene	3-OH-Benzo[a]pyrene	13345-21-6
9-Hydroxy-benzo[a]pyrene	9-OH-Benzo[a]pyrene	17573-21-6
3-Hydroxy-benz[a]anthracene	3-OH-Benz[a]anthracene	4834-35-9
7,8-Dihydrodiol-benzo[a]pyrene (trans) *	7,8-Diol-benzo[a]pyrene, trans	60864-95-1
7,8-Dihydrodiol-benzo[a]pyrene (cis) *	7,8-Diol-benzo[a]pyrene, cis	60657-25-2

* Poorly recovered analyte, included for general information only

EXTRACTION

Urine samples are spiked with 2-mercaptoethanol to prevent oxidation of the analytes. The samples are then spiked with a suite of labeled quantification standards and labeled derivatization monitoring standard. Where total OH-PAHs (the sum of free OH-PAHs and conjugated OH-PAHs) are required β-glucuronidase enzyme is used to de-conjugate the glucuronated and sulfonated forms of the analytes into free hydroxy PAH forms. The samples are then sequentially extracted with pentane. The extracts are dried with anhydrous sodium sulphate, concentrated and derivatized to trimethylsilyl forms with N-Methyl-N-(trimethylsilyl) trifluoroacetamide.

INSTRUMENTAL ANALYSIS

Instrumental analysis is performed by high-resolution gas chromatography using a 30 m DB-17 capillary column and detection by high resolution mass spectrometry.

Analytes, Typical Retention Times, Acquired Ions and Quantification References

Target Analyte	Typical Retention Time (mm:ss)	Mass 1	Mass 2	Quantified Against
Target Analytes				
3-OH-Chrysene	23:00	316.1283	301.1049	$^{13}C_6$-3-OH-Chrysene
3-OH-Benzo[a]pyrene	26:41	340.1283	325.1049	d_{11}-3-OH-Benzo[a]pyrene
9-OH-Benzo[a]pyrene	26:25	340.1283	325.1049	$^{13}C_6$-3-OH-Chrysene
3-OH-Benz[a]anthracene	23:10	316.1283	301.1049	$^{13}C_6$-1-OH-Benz[a]anthracene
7,8-Diol-benzo[a]pyrene, cis	24:48	191.0924	252.0939	d_{11}-3-OH-Benzo[a]pyrene
7,8-Diol-benzo[a]pyrene, trans	25:06	191.0924	252.0939	d_{11}-3-OH-Benzo[a]pyrene
Model Unconjugated standard				
1-OH-Naphthalene	8:05	216.0970	201.0736	$^{13}C_6$-1-OH-Naphthalene
1-OH-Pyrene	20:41	290.1127	275.0893	$^{13}C_6$-1-OH-Pyrene
Surrogate Standard				
$^{13}C_6$-3-OH-Chrysene	22:59	322.1485	307.1251	$^{13}C_{12}$-PCB-81
$^{13}C_6$-1-OH-Benz[a]anthracene	22:26	322.1485	307.1251	$^{13}C_{12}$-PCB-81
d_{11}-3-OH-Benzo[a]pyrene	26:37	351.1974	336.1740	$^{13}C_{12}$-PCB-81
$^{13}C_6$-1-OH-Naphthalene	8:04	222.1172	207.0938	$^{13}C_{12}$-PCB-81
$^{13}C_6$-1-OH-Pyrene	20:41	296.1329	281.1095	$^{13}C_{12}$-PCB-81
Derivatization Standard				
$^{13}C_{12}$-4'-OH-3,3',4,5'-TetraCB	19:59	389.9971	391.9941	$^{13}C_{12}$-PCB-81
Recovery Standard				
$^{13}C_{12}$-PCB-81	16:18	301.9626	303.9597	External standard

CALIBRATION

Initial calibration is performed using a five point calibration series of solutions that encompass the working concentration range. The derivatized initial calibration solutions contain authentic target OH-PAHs, deconjugation monitoring standards, and ^{13}C-labelled or deuterium labelled derivatization monitoring, surrogate and recovery standards. The concentrations of the authentic target compounds in the solutions vary to encompass the working range of the instrument, while the concentrations of the other compounds are constant. Calibration procedures use the mean RRFs determined from the initial calibration to calculate analyte concentrations. Calibration is verified at least once every 12 hours by analysis of a mid-level calibration solution.

Nominal Concentrations of Calibration Standard Solutions

Target analyte	CAL A CS-1	CAL B CS-2	CAL C CS-3	CAL D CS-4	CAL E CS-5	CAL F CAL VER CS-6	CAL G CS-7	CAL H CS-8
3-OH-Chrysene	0.25	0.50	1.00	5.00	50	250	500	1000
3-OH-Benzo[a]pyrene	0.25	0.50	1.00	5.00	50	250	500	1000
9-OH-Benzo[a]pyrene	0.25	0.50	1.00	5.00	50	250	500	1000
3-OH-Benz[a]anthracene	0.25	0.50	1.00	5.00	50	250	500	1000
7,8-Diol-benzo[a]pyrene, Cis	0.25	0.50	1.00	5.00	50	250	500	1000
7,8-Diol-benzo[a]pyrene, Trans	0.25	0.50	1.00	5.00	50	250	500	1000
De-conjugation monitoring standards								
1-OH-Naphthalene	200	200	200	200	200	200	200	200
1-OH-Pyrene	200	200	200	200	200	200	200	200
Surrogate standards								
$^{13}C_6$-3-OH-Chrysene	250	250	250	250	250	250	250	250
$^{13}C_6$-1-OH-Benz[a]anthracene	250	250	250	250	250	250	250	250
d_{11}-3-OH-Benzo[a]pyrene	250	250	250	250	250	250	250	250
$^{13}C_6$-1-OH-Naphthalene	250	250	250	250	250	250	250	250
$^{13}C_6$-1-OH-Pyrene	250	250	250	250	250	250	250	250
Derivatization monitoring standard								
$^{13}C_{12}$-4'-OH-3,3',4,5'-TetraCB	50	50	50	50	50	50	50	50
Recovery standard								
$^{13}C_{12}$-PCB-81	50	50	50	50	50	50	50	50

ANALYTE IDENTIFICATION

An individual chromatographic peak is identified as a target compound if the following criteria are met for the quantification and confirmation ions:

1. Peak responses must be at least three times the background noise level for the quantification mass ion.
2. Each analyte is identified with one quantification and one confirmation mass ion.
3. The relative retention time must be within the window predicted from the initial calibration runs and the surrogate standard retention times.
4. Peak maxima for quantification and confirmation ions must coincide within two seconds.

QUANTIFICATION

Target concentrations are determined by isotope dilution or internal standard quantification procedures using MassLynx software. The equation used in the conversion of the raw chromatograms to concentration is provided below:

$$\text{Sample Conc.} = \left(\frac{\text{area of Target}}{\text{area of Surro}} \times \text{weight of Surro. (ng)}\right) x \left(\frac{1}{RRF_X}\right) x \left(\frac{1}{\text{sample size (mL)}}\right),$$

where RRF_x = Relative Response Factor for the analyte. RRFs are calculated for each analyte according to the following equation:

$$RRF_x = \left(\frac{A_x}{A_{IS}}\right) \times \left(\frac{C_{IS}}{C_x}\right)$$

where: C_{IS} =The concentration of the quantification standard in the calibration standard.
C_x =The concentration of the target analyte in the calibration standard.

Final target concentrations are recovery corrected by this method of quantification.

The recovery of the surrogate standard is calculated (by internal standard quantification against the recovery standard using an average RRF) and monitored as an indication of overall data quality.

$$\text{\% Surrogate recovery} = \left(\frac{\text{area of Surrogate}}{\text{area of Recovery Std}} \times \frac{\text{Weight of Rec. Std}}{\text{Weight of Surro.}}\right) x \left(\frac{100}{RRF}\right)$$

REPORTING CRITERIA

Sample specific detection limits (SDLs) are calculated by TargetLynx software using 3 times the signal of the noise in the target channel converted to an equivalent sample concentration:

$$SDL = \left(\frac{3 \text{ x Height of Noise}}{\text{Height of Surro}} \times \text{weight of Surro (ng)}\right) x \left(\frac{1}{RRF_X}\right) x \left(\frac{1}{\text{sample size (mL)}}\right)$$

SDLs values are used as a detection qualifier. Final concentrations may be reported as picograms per milliliter (pg/mL) or picograms per gram (pg/g). The units to be used for a given project have to be negotiated at the start of every project.

QUALITY ASSURANCE/QUALITY CONTROL

All samples are analyzed in batches with the following composition:

- Batch Size – Each batch consists of test samples and additional QC samples.
- Blanks – Blanks are analyzed with a minimum frequency of 5% of client samples (i.e. each batch of up to 20 client samples contains a procedural blank). A laboratory prepared pooled urine verified for use, e.g., reference urine SC6235 or synthetic urine, is used as the matrix for the laboratory blank. The laboratory blank is also spiked with the de-conjugation monitoring standard.
- Duplicates – Where sufficient sample is available a duplicate sample is normally analyzed with each analysis batch containing greater than six (6) test samples, or as required by contract.
- OPR (Ongoing Precision and Recovery) – OPRs are analyzed with a minimum frequency of 5% of client samples (i.e. each batch of up to 20 client samples contains an OPR.) An aliquot of native standard (typically 10 µL equivalent to 20 ng per analyte) is added to 4 mL of an approved reference urine matrix to prepare the spiked reference sample. The OPR is also spiked with the de-conjugation monitoring standard.
- A Matrix Spike/Matrix Spike Duplicate may be analyzed upon client request.
- Surrogate/Authentic/Recovery (SAR) solution – Standards for OH-PAHs degrade fairly rapidly. As a diagnostic tool of standards stability control SAR must be prepared with each analysis batch and evaluated.

The batch composition may vary according to batch or quality control requirements specified by a client. Each batch is carried through the complete analytical process as a unit. For sample data to be reportable the batch QC data must meet the acceptance criteria.

QC Specification Table: Procedural Blank Levels and OPR Recoveries

Analyte	Procedural Blank Level pg/sample [1]	Acceptable OPR (% Recovery) [2]
3-OH-Chrysene	100	70-130
3-OH-Benzo[a]pyrene	100	70-130
9-OH-Benzo[a]pyrene	100	60-140
3-OH-Benz[a]anthracene	100	70-130
7,8-Diol-benzo[a]pyrene, Cis *	100	N/A
7,8-Diol-benzo[a]pyrene, Trans *	100	N/A
De-conjugation monitoring standards		
1-OH-Naphthalene	100	50-150
1-OH-Pyrene	100	50-150
Surrogate standards		
$^{13}C_6$-3-OH-Chrysene	50-150	50-150
$^{13}C_6$-1-OH-Benz[a]anthracene	50-150	50-150
d_{11}-3-OH-Benzo[a]pyrene	20-120	20-120
$^{13}C_6$-1-OH-Naphthalene	20-120	20-120
$^{13}C_6$-1-OH-Pyrene	20-120	20-120
Derivatization monitoring standard		
$^{13}C_{12}$-4'-OH-3,3',4,5'-TetraCB	60-140	60-140
Recovery standard		
$^{13}C_{12}$-PCB-81	50-200	50-200

* Unstable analyte, included for general information only.

[1] Interim laboratory background level acceptance limit is 25 pg/mL for a 4 mL sample (i.e.,100 pg abs.)

[2] Method recovery acceptance limits are not fully developed; the values provided are interim acceptance criteria. Results outside of the values shown may be accepted based on professional judgement.

QC Specification Table: Other parameters

QC Parameter	Specification
Instrument Sensitivity	Daily, S:N ≥ 3:1 for all analytes in the lowest standard used for calibration.
Initial Calibration	Run initially, and as required to maintain calibration verification and instrument sensitivity. Average response factors are used for quantification. RSD must be less than 25% for the native compounds and less than 35% for the labelled compounds.
Continuing Calibration Verification	Run every 12 hrs, quantify against I-CAL. Calculated conc. must be 70-130% of actual. Surrogate recoveries must fall within the limits of the table above.
Instrumental Carryover	Every Initial Calibration, Cal/Ver, or OPR: < 0.3 % carryover into following toluene blank injection.
Duplicate Samples or MS/MSD	If conc. > 5 times R.L., RPD < 40% If conc. < 5 times R.L., difference between pairs < R.L.

ARCADIS U.S. Inc.

CORRELATION TABLE

PAH METABOLITES ANALYSIS

Lab Name: AXYS Analytical Services Ltd.	**Project Manager: Kirsten Anderson**
Project: N/A	**Contract No: 4765**
Project Name: 06262044.0000	**AXYS Method: MLA-905**
Data Package Identification: DPWG52227	**Program: Urine Samples**
Client Sample No.	**Lab Sample ID**
LAB BLANK	WG51611-104
OPR	WG51611-102
Day 7 Group 1	L22965-21
Day 7 Group 2	L22965-22
Day 7 Group 3	L22965-23
Day 7 Group 4	L22965-24
Day 14 Group 1	L22965-49
Day 14 Group 2	L22965-50
Day 14 Group 3	L22965-51
Day 14 Group 4	L22965-52
101 Day 7/8	L23367-1
102 Day 7/8	L23367-2
201 Day 7/8	L23367-3
202 Day 7/8	L23367-4
301 Day 7/8	L23367-5
302 Day 7/8	L23367-6
401 Day 7/8	L23367-7
402 Day 7/8	L23367-8
501 Day 7/8	L23367-9
502 Day 7/8	L23367-10

4765

Sample Transfer

Study Number: 033244
Interval: Daily (Day 2-Day 15)
Species: Mouse
Sample Type/Anticoagulant: Urine/none
Study Director: Hawks
Storage Condition: set at: -70°C (LS-FRZR-00050)
Transfer/Shipping Conditions: Frozen

Sample(s) Logged By/Date: PMP 3-25-15
Sample(s) Transferred By/Date: PMP 3-30-15
Sample(s) Received By/Date: M. Wilman / 02-APR-15
Samples(s) Inventoried By/Date: K. Anderson / 02. APR. 15
Sample(s) Received Intact/Frozen: (Yes) / No (circle)

Box Number	Box Position	Animal Number	Group	Sex	Interval 122965	Sample Logged(✓)	Inventoried (✓)
1	1	394-397	1	F	Day 2 -1	✓	✓
1	2	398-401	2	F	Day 2-2	✓	✓
1	3	402-405	3	F	Day 2-3	✓	✓
1	4	406-409	4	F	Day 2-4	✓	✓
1	5	394-397	1	F	Day 3-5	✓	✓
1	6	398-401	2	F	Day 3-6	✓	✓
1	7	402-405	3	F	Day 3-7	✓	✓
1	8	406-409	4	F	Day 3-8	✓	✓
1	9	394-397	1	F	Day 4_9	✓	✓
1	10	398-401	2	F	Day 4-10	✓	✓
1	11	402-405	3	F	Day 4 -11	✓	✓
1	12	406-409	4	F	Day 4-12	✓	✓
1	13	394-397	1	F	Day 5-13	✓	✓
1	14	398-401	2	F	Day 5 -14	✓	✓
1	15	402-405	3	F	Day 5 -15	✓	✓
1	16	406-409	4	F	Day 5 -16	✓	✓
1	17	394-397	1	F	Day 6-17	✓	✓
1	18	398-401	2	F	Day 6-18	✓	✓
1	19	402-405	3	F	Day 6-19	✓	✓
1	20	406-409	4	F	Day 6-20	✓	✓
1	21	406-409	4	F	Day 6-20	✓	✓
1	22	394-397	1	F	Day 7-21	✓	✓
1	23	398-401	2	F	Day 7_22	✓	✓
1	24	402-405	3	F	Day 7_23	✓	✓
1	25	406-409	4	F	Day 7-24	✓	✓
1	26	406-409	4	F	Day 7-24	✓	✓
1	27	394-397	1	F	Day 8-25	✓	✓
1	28	394-397	1	F	Day 8-25	✓	✓
1	29	398-401	2	F	Day 8-26	✓	✓
1	30	402-405	3	F	Day 8-27	✓	✓
1	31	406-409	4	F	Day 8-28	✓	✓
1	32	406-409	4	F	Day 8-28	✓	✓
1	33	394-397	1	F	Day 9-29	✓	✓
1	34	398-401	2	F	Day 9-30	✓	✓
1	35	402-405	3	F	Day 9-31	✓	✓
1	36	406-409	4	F	Day 9-32	✓	✓
2	1	394-397	1	F	Day 10-33	✓	✓
2	2	398-401	2	F	Day 10-34	✓	✓
2	3	402-405	3	F	Day 10-35	✓	✓
2	4	406-409	4	F	Day 10-36	✓	✓

NS=No Sample

4765

Sample Transfer

Study Number: 033244
Interval: Daily (Day 2-Day 15)
Species: Mouse
Sample Type/Anticoagulant: Urine/none
Study Director: Hawks
Storage Condition: set at: -70°C (LS-FRZR-00050)
Transfer/Shipping Conditions: Frozen

Sample(s) Logged By/Date: AMP 3-25-15
Sample(s) Transferred By/Date: AMP 3-30-15
Sample(s) Received By/Date: M. Wilman / 02-APR-15
Samples(s) Inventoried By/Date:
Sample(s) Received Intact/Frozen: (Yes) / No (circle)

Box Number	Box Position	Animal Number	Group	Sex	Interval L22965	Sample Logged(✓)	Inventoried (✓)
2	5	394-397	1	F	Day 11-37	✓	✓
2	6	398-401	2	F	Day 11-38	✓	✓
2	7	402-405	3	F	Day 11-39	✓	✓
2	8	406-409	4	F	Day 11-40	✓	✓
2	9	406-409	4	F	Day 11-40	✓	✓
2	10	394-397	1	F	Day 12-41	✓	✓
2	11	398-401	2	F	Day 12-42	✓	✓
2	12	402-405	3	F	Day 12-43	✓	✓
2	13	406-409	4	F	Day 12-44	✓	✓
2	14	394-397	1	F	Day 13-45	✓	✓
2	15	394-397	1	F	Day 13-45	✓	✓
2	16	398-401	2	F	Day 13-46	✓	✓
2	17	398-401	2	F	Day 13-46	✓	✓
2	18	402-405	3	F	Day 13-47	✓	✓
2	19	402-405	3	F	Day 13-47	✓	✓
2	20	406-409	4	F	Day 13-48	✓	✓
2	21	394-397	1	F	Day 14-49	✓	✓
2	22	398-401	2	F	Day 14-50	✓	✓
2	23	398-401	2	F	Day 14-50	✓	✓
2	24	402-405	3	F	Day 14-51	✓	✓
2	25	402-405	3	F	Day 14-51	✓	✓
2	26	406-409	4	F	Day 14-52	✓	✓
2	27	406-409	4	F	Day 14-52	✓	✓
2	28	394-397	1	F	Day 15-53	✓	✓
2	29	394-397	1	F	Day 15-53	✓	✓
2	30	398-401	2	F	Day 15-54	✓	✓
2	31	398-401	2	F	Day 15-54	✓	✓
2	32	402-405	3	F	Day 15-55	✓	✓
2	33	406-409	4	F	Day 15-56	✓	✓
2	34	406-409	4	F	Day 15-56	✓	✓
2	35	406-409	4	F	Day 15-56	✓	✓

NS=No Sample

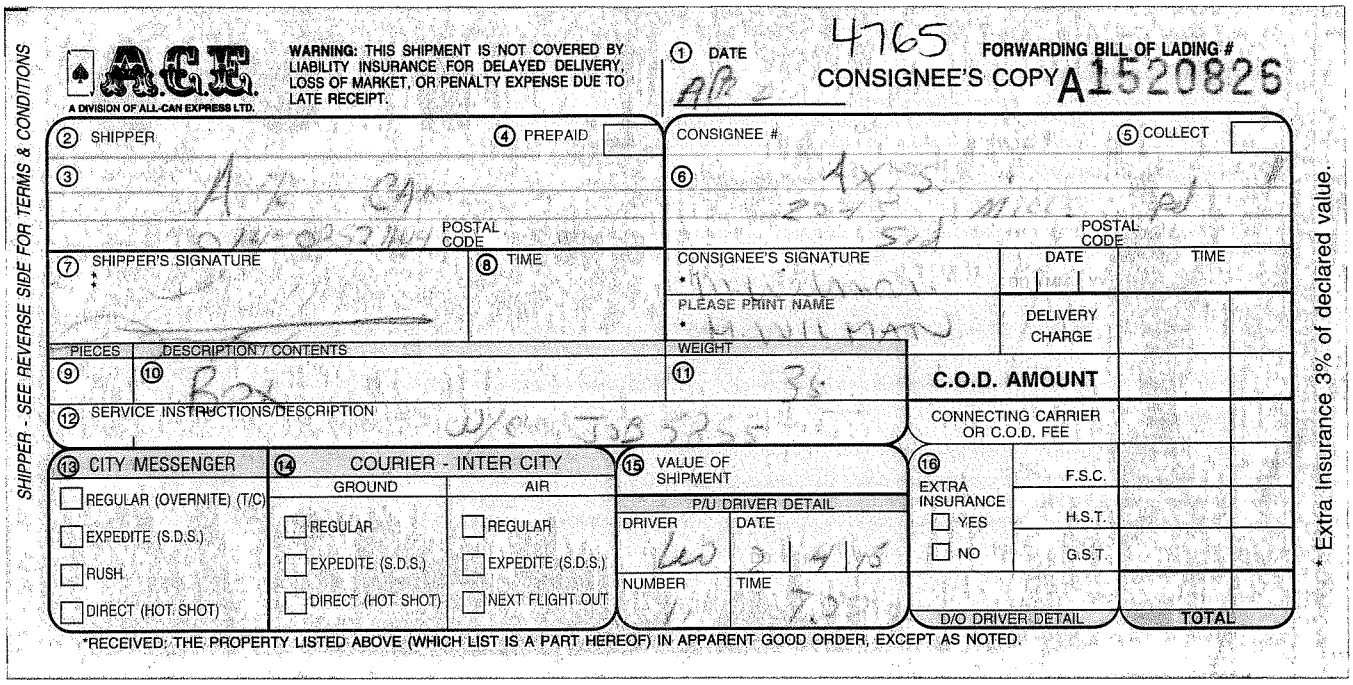

A.C.E.
A DIVISION OF ALL-CAN EXPRESS LTD.

WARNING: THIS SHIPMENT IS NOT COVERED BY LIABILITY INSURANCE FOR DELAYED DELIVERY, LOSS OF MARKET, OR PENALTY EXPENSE DUE TO LATE RECEIPT.

① DATE AR 4765 FORWARDING BILL OF LADING # CONSIGNEE'S COPY A1520826

SHIPPER - SEE REVERSE SIDE FOR TERMS & CONDITIONS

② SHIPPER ④ PREPAID

③ POSTAL CODE

CONSIGNEE # ⑤ COLLECT

⑥ POSTAL CODE

⑦ SHIPPER'S SIGNATURE ⑧ TIME

CONSIGNEE'S SIGNATURE DATE TIME

PLEASE PRINT NAME

DELIVERY CHARGE

PIECES	DESCRIPTION / CONTENTS	WEIGHT
⑨	⑩ Box	⑪ 3

C.O.D. AMOUNT

⑫ SERVICE INSTRUCTIONS/DESCRIPTION

CONNECTING CARRIER OR C.O.D. FEE

⑬ CITY MESSENGER
- ☐ REGULAR (OVERNITE) (T/C)
- ☐ EXPEDITE (S.D.S.)
- ☐ RUSH
- ☐ DIRECT (HOT SHOT)

⑭ COURIER - INTER CITY

GROUND	AIR
☐ REGULAR	☐ REGULAR
☐ EXPEDITE (S.D.S.)	☐ EXPEDITE (S.D.S.)
☐ DIRECT (HOT SHOT)	☐ NEXT FLIGHT OUT

⑮ VALUE OF SHIPMENT

P/U DRIVER DETAIL

DRIVER	DATE
NUMBER	TIME

⑯ EXTRA INSURANCE
- ☐ YES
- ☐ NO

F.S.C.
H.S.T.
G.S.T.

D/O DRIVER DETAIL

TOTAL

*RECEIVED: THE PROPERTY LISTED ABOVE (WHICH LIST IS A PART HEREOF) IN APPARENT GOOD ORDER, EXCEPT AS NOTED.

* Extra Insurance 3% of declared value.

World Courier®

AmerisourceBergen

4765

World Courier Inc.
1313 Fourth Avenue
New Hyde Park, NY 11040-5541
1-800-223-4461
Fax 516-354-2644 / 516-354-2637
www.worldcourier.com

NON - NEGOTIABLE WAYBILL

100603119

100603119

ACCOUNT #:	BILLING REFERENCE:	REC'D BY WC (NAME):	P/U TIME:	P/U DATE:
5305	Job # 5855 / MSO# 31204		1:15pm	3-31-15

FROM (SHIPPER)

RICERCA BIOSCIENCES, LLC
7528 AUBURN ROAD
PAINESVILLE, OH 44077

TO (CONSIGNEE)

MILLION WOODNEH
AXYS ANALYTICAL SERVICES, LTD
2045 MILLS ROAD WEST
SIDNEY, BC
V8L 5X2
TEL: 250-655-5857

SHIPMENT INFORMATION

FULL DESCRIPTION OF CONTENTS:
EXEMPT MATRIX URINE
11 vials @ 4ml / vial - 284 ml total volume

SPECIAL HANDLING:
SHIP ON DRY ICE

NO. OF PCS.	WEIGHT:	DIMENSIONS:	DOES THIS SHIPMENT CONTAIN DANGEROUS GOODS?
1	35 ☐ KGS ☒ LBS	15 x 15 x 15 ☐ CM ☒ IN	☐ NO ☐ YES (Per attached shipper's declaration) ☐ YES (Shipper's declaration not required)

COUNTRY OF ORIGIN:	DECLARED VALUE FOR CUSTOMS:	DECLARED VALUE FOR CARRIAGE:	CHECK IF SURCHARGE ELECTED: ☐
USA	5 USD		

PLEASE SEE REVERSE SIDE FOR SUMMARY CONDITIONS OF CARRIAGE. By tendering this shipment to World Courier, shipper agrees to the Conditions described therein. **WORLD COURIER'S LIABILITY IS LIMITED.** Liability for loss, damage, or delay of this shipment is limited to the greater of 19 Special Drawing Rights per kilogram of this shipment or US$150. This shipment may also be subject to the liability limitations established by the Montreal Convention and other international conventions. Liability may be increased if shipper states in this waybill a declared value for carriage higher than the liability limitations that would otherwise apply and pays the surcharge quoted by World Courier. Under no circumstances shall World Courier be liable for special, punitive, consequential, indirect, or incidental damages or losses. AS PER TSA REGULATIONS SHIPPER AGREES TO THE INSPECTION OF THIS SHIPMENT. PLEASE SEE REVERSE SIDE FOR CONDITIONS OF CARRIAGE.

WARNING: These commodities, technology or software were exported from the United States in accordance with the Export Administration Regulations. Diversion contrary to U.S. Law prohibited.

PRINT NAME OF SHIPPER OR SHIPPER'S AGENT:	DATE:	PRINT NAME OF CONSIGNEE OR CONSIGNEE'S AGENT:	DATE:
WILLIAM CONTENZA	3.30-15	M. WILMAN	APR. 2
SIGNATURE OF SHIPPER OR SHIPPER'S AGENT:	**TIME:**	**SIGNATURE OF CONSIGNEE OR CONSIGNEE'S AGENT:**	**TIME:**
William Contenza	1:15pm	x M. Wilman	7:45

COPY 4 DESTINATION-CONSIGNEE COPY COPY 4 WCH 2013 USA

AXYS Analytical Services Ltd
SAMPLE RECEIVING RECORD

Waybill : (Yes)/No
Waybill #: **100603119**
Date Shipped: **30-MAR-15**
Date /Time Received: **02-APR-15 07:45**
AXYS Client & Contract # **4765-ARCADIS - FOSTER AFB**
Project Number:
Receipt No: **WB18143**
Login Number:
Received By: **MWILMAN**
Log in by: M. WILMAN Signature: M. Wilman
Axys Sample ID's: L22965 - 1 to 56
Matrix Type: **56 Mouse urine**
Condition of Shipping Container: Intact.
Temperature upon Receipt: **-74.3 Celcius** **Samples arrived frozen on dry ice**
Thermometer ID: **3377**
Corrected Temperature: **-73.7 Celcius**

Custody Seals: Shipping Containers **Yes** (No) Intact **Yes /No** Seal Numbers **Yes /No**
Samples **Yes** (No) Intact **Yes /No** Seal Numbers **Yes /No**

Chain of Custody or Documents:	(Yes) /No	Tracking Report /Packing List:	Yes (No)
Sample ID's	(Yes) /No	Sample Tag Numbers	Yes (No)
Collection Location	Yes (No)	Sample Type	(Yes) /No
Date & Time Collection	Yes (No)	Preservative Added	Yes (No)
Collector's Name	Yes (No)	Preservation Requested	Yes (No)

Sample Tags	Yes (No)		
Sample Labels	(Yes) /No		
Sample Labels Cross Referenced to COC	(Yes) /No	Information Agrees	(Yes) /No
Sample Tags Cross Referenced to Sample Labels	Yes /No	Information Agrees	Yes /No
Sample Tags Cross Referenced to COC	Yes /No	Information Agrees	Yes /No

Comments:
Samples logged in as per previous submissions.

Action Taken:

FSA-015 Rev09, 22-Jan-2013

KLA.
04.Jun.15

AXYS

AXYS Analytical Services Ltd.

Login Chain of Custody Report (ln01)

Jun. 04, 2015
10:59 AM

Login Number: L22965
Account: 4765 ARCADIS - FOSTER AFB
Project: 06262044.0000

Axys ID versus Client Sample Identification		**Received**	**Due**	**PR**
L22965-1		02-APR-15		
	Storage: -80, Freezer P			
Day 2 Group 1				
	Project #: 06262044.0000			
	Description: Animal Number: 394-397			
Urine	COMPOSITE	:		USD
ANY	SAMPLE RECEIPT	1	: 15 mL vial plastic	USD
L22965-2		02-APR-15		
	Storage: -80, Freezer P			
Day 2 Group 2				
	Project #: 06262044.0000			
	Description: Animal Number: 398-401			
Urine	COMPOSITE	:		USD
ANY	SAMPLE RECEIPT	1	: 15 mL vial plastic	USD
L22965-3		02-APR-15		
	Storage: -80, Freezer P			
Day 2 Group 3				
	Project #: 06262044.0000			
	Description: Animal Number: 402-405			
Urine	COMPOSITE	:		USD
ANY	SAMPLE RECEIPT	1	: 15 mL vial plastic	USD
L22965-4		02-APR-15		
	Storage: -80, Freezer P			
Day 2 Group 4				
	Project #: 06262044.0000			
	Description: Animal Number: 406-409			
Urine	COMPOSITE	:		USD
ANY	SAMPLE RECEIPT	1	: 15 mL vial plastic	USD
L22965-5		02-APR-15		
	Storage: -80, Freezer P			
Day 3 Group 1				
	Project #: 06262044.0000			
	Description: Animal Number: 394-397			
Urine	COMPOSITE	:		USD
ANY	SAMPLE RECEIPT	1	: 15 mL vial plastic	USD

AXYS

AXYS Analytical Services Ltd.

Login Chain of Custody Report (ln01)

Jun. 04, 2015

10:59 AM

Login Number: L22965
Account: 4765 ARCADIS - FOSTER AFB
Project: 06262044.0000

Axys ID versus Client Sample Identification		Received	Due	PR
L22965-6		02-APR-15		
	Storage: -80, Freezer P			
Day 3 Group 2				
	Project #: 06262044.0000			
	Description: Animal Number: 398-401			
Urine	COMPOSITE		:	USD
ANY	SAMPLE RECEIPT	1	: 15 mL vial plastic	USD
L22965-7		02-APR-15		
	Storage: -80, Freezer P			
Day 3 Group 3				
	Project #: 06262044.0000			
	Description: Animal Number: 402-405			
Urine	COMPOSITE		:	USD
ANY	SAMPLE RECEIPT	1	: 15 mL vial plastic	USD
L22965-8		02-APR-15		
	Storage: -80, Freezer P			
Day 3 Group 4				
	Project #: 06262044.0000			
	Description: Animal Number: 406-409			
Urine	COMPOSITE		:	USD
ANY	SAMPLE RECEIPT	1	: 15 mL vial plastic	USD
L22965-9		02-APR-15		
	Storage: -80, Freezer P			
Day 4 Group 1				
	Project #: 06262044.0000			
	Description: Animal Number: 394-397			
Urine	COMPOSITE		:	USD
ANY	SAMPLE RECEIPT	1	: 15 mL vial plastic	USD
L22965-10		02-APR-15		
	Storage: -80, Freezer P			
Day 4 Group 2				
	Project #: 06262044.0000			
	Description: Animal Number: 398-401			
Urine	COMPOSITE		:	USD
ANY	SAMPLE RECEIPT	1	: 15 mL vial plastic	USD

AXYS

AXYS Analytical Services Ltd.

Login Chain of Custody Report (ln01)

Jun. 04, 2015

10:59 AM

Login Number: L22965
Account: 4765 ARCADIS - FOSTER AFB
Project: 06262044.0000

Axys ID versus Client Sample Identification		Received	Due	PR
L22965-11		02-APR-15		
	Storage: -80, Freezer P			
Day 4 Group 3				
	Project #: 06262044.0000			
	Description: Animal Number: 402-405			
Urine	COMPOSITE	:		USD
ANY	SAMPLE RECEIPT	1	: 15 mL vial plastic	USD
L22965-12		02-APR-15		
	Storage: -80, Freezer P			
Day 4 Group 4				
	Project #: 06262044.0000			
	Description: Animal Number: 406-409			
Urine	COMPOSITE	:		USD
ANY	SAMPLE RECEIPT	1	: 15 mL vial plastic	USD
L22965-13		02-APR-15		
	Storage: -80, Freezer P			
Day 5 Group 1				
	Project #: 06262044.0000			
	Description: Animal Number: 394-397			
Urine	COMPOSITE	:		USD
ANY	SAMPLE RECEIPT	1	: 15 mL vial plastic	USD
L22965-14		02-APR-15		
	Storage: -80, Freezer P			
Day 5 Group 2				
	Project #: 06262044.0000			
	Description: Animal Number: 398-401			
Urine	COMPOSITE	:		USD
ANY	SAMPLE RECEIPT	1	: 15 mL vial plastic	USD
L22965-15		02-APR-15		
	Storage: -80, Freezer P			
Day 5 Group 3				
	Project #: 06262044.0000			
	Description: Animal Number: 402-405			
Urine	COMPOSITE	:		USD
ANY	SAMPLE RECEIPT	1	: 15 mL vial plastic	USD

AXYS

AXYS Analytical Services Ltd.

Login Chain of Custody Report (In01)

Jun. 04, 2015
10:59 AM

Login Number: L22965
Account: 4765 ARCADIS - FOSTER AFB
Project: 06262044.0000

Axys ID versus Client Sample Identification		Received	Due	PR
L22965-16		02-APR-15		
	Storage: -80, Freezer P			
Day 5 Group 4				
	Project #: 06262044.0000			
	Description: Animal Number: 406-409			
Urine	COMPOSITE	:		USD
ANY	SAMPLE RECEIPT	1	: 15 mL vial plastic	USD
L22965-17		02-APR-15		
	Storage: -80, Freezer P			
Day 6 Group 1				
	Project #: 06262044.0000			
	Description: Animal Number: 394-397			
Urine	COMPOSITE	:		USD
ANY	SAMPLE RECEIPT	1	: 15 mL vial plastic	USD
L22965-18		02-APR-15		
	Storage: -80, Freezer P			
Day 6 Group 2				
	Project #: 06262044.0000			
	Description: Animal Number: 398-401			
Urine	COMPOSITE	:		USD
ANY	SAMPLE RECEIPT	1	: 15 mL vial plastic	USD
L22965-19		02-APR-15		
	Storage: -80, Freezer P			
Day 6 Group 3				
	Project #: 06262044.0000			
	Description: Animal Number: 402-405			
Urine	COMPOSITE	:		USD
ANY	SAMPLE RECEIPT	1	: 15 mL vial plastic	USD
L22965-20		02-APR-15		
	Storage: -80, Freezer P			
Day 6 Group 4				
	Project #: 06262044.0000			
	Description: Animal Number: 406-409			
Urine	COMPOSITE	:		USD
ANY	SAMPLE RECEIPT	2	: 15 mL vial plastic	USD

AXYS

AXYS Analytical Services Ltd.

Login Chain of Custody Report (In01)

Jun. 04, 2015

10:59 AM

Login Number: L22965

Account: 4765 ARCADIS - FOSTER AFB

Project: 06262044.0000

Axys ID versus Client Sample Identification		Received	Due	PR
L22965-21		02-APR-15		
	Storage: -80, Freezer P			
Day 7 Group 1				
	Project #: 06262044.0000			
	Description: Animal Number: 394-397			
Urine	COMPOSITE	:		USD
Urine	MP905	:		USD
EDataDeliv	OH-PAH EDD	:		USD
Data Package	OH-PAH PKG	:		USD
ANY	SAMPLE RECEIPT	1	: 15 mL vial plastic	USD
L22965-22		02-APR-15		
	Storage: -80, Freezer P			
Day 7 Group 2				
	Project #: 06262044.0000			
	Description: Animal Number: 398-401			
Urine	COMPOSITE	:		USD
Urine	MP905	:		USD
EDataDeliv	OH-PAH EDD	:		USD
Data Package	OH-PAH PKG	:		USD
ANY	SAMPLE RECEIPT	1	: 15 mL vial plastic	USD
L22965-23		02-APR-15		
	Storage: -80, Freezer P			
Day 7 Group 3				
	Project #: 06262044.0000			
	Description: Animal Number: 402-405			
Urine	COMPOSITE	:		USD
Urine	MP905	:		USD
EDataDeliv	OH-PAH EDD	:		USD
Data Package	OH-PAH PKG	:		USD
ANY	SAMPLE RECEIPT	1	: 15 mL vial plastic	USD
L22965-24		02-APR-15		
	Storage: -80, Freezer P			
Day 7 Group 4				
	Project #: 06262044.0000			
	Description: Animal Number: 406-409			
Urine	COMPOSITE	:		USD
Urine	MP905	:		USD
EDataDeliv	OH-PAH EDD	:		USD
Data Package	OH-PAH PKG	:		USD
ANY	SAMPLE RECEIPT	2	: 15 mL vial plastic	USD

AXYS

AXYS Analytical Services Ltd.

Login Chain of Custody Report (In01)

Jun. 04, 2015
10:59 AM

Login Number: L22965
Account: 4765 ARCADIS - FOSTER AFB
Project: 06262044.0000

Axys ID versus Client Sample Identification		Received	Due	PR
L22965-25		02-APR-15		
	Storage: -80, Freezer P			
Day 8 Group 1				
	Project #: 06262044.0000			
	Description: Animal Number: 394-397			
Urine	COMPOSITE	:		USD
Urine	MP905	:		USD
ANY	SAMPLE RECEIPT	2	: 15 mL vial plastic	USD
L22965-26		02-APR-15		
	Storage: -80, Freezer P			
Day 8 Group 2				
	Project #: 06262044.0000			
	Description: Animal Number: 398-401			
Urine	COMPOSITE	:		USD
ANY	SAMPLE RECEIPT	1	: 15 mL vial plastic	USD
L22965-27		02-APR-15		
	Storage: -80, Freezer P			
Day 8 Group 3				
	Project #: 06262044.0000			
	Description: Animal Number: 402-405			
Urine	COMPOSITE	:		USD
ANY	SAMPLE RECEIPT	1	: 15 mL vial plastic	USD
L22965-28		02-APR-15		
	Storage: -80, Freezer P			
Day 8 Group 4				
	Project #: 06262044.0000			
	Description: Animal Number: 406-409			
Urine	COMPOSITE	:		USD
ANY	SAMPLE RECEIPT	2	: 15 mL vial plastic	USD
L22965-29		02-APR-15		
	Storage: -80, Freezer P			
Day 9 Group 1				
	Project #: 06262044.0000			
	Description: Animal Number: 394-397			
Urine	COMPOSITE	:		USD
ANY	SAMPLE RECEIPT	1	: 15 mL vial plastic	USD

AXYS

AXYS Analytical Services Ltd.

Login Chain of Custody Report (ln01)

Jun. 04, 2015
10:59 AM

Login Number: L22965
Account: 4765 ARCADIS - FOSTER AFB
Project: 06262044.0000

Axys ID versus Client Sample Identification		**Received**	**Due**	**PR**
L22965-30		02-APR-15		
	Storage: -80, Freezer P			
Day 9 Group 2				
	Project #: 06262044.0000			
	Description: Animal Number: 398-401			
Urine	COMPOSITE	:		USD
ANY	SAMPLE RECEIPT	1	: 15 mL vial plastic	USD
L22965-31		02-APR-15		
	Storage: -80, Freezer P			
Day 9 Group 3				
	Project #: 06262044.0000			
	Description: Animal Number: 402-405			
Urine	COMPOSITE	:		USD
ANY	SAMPLE RECEIPT	1	: 15 mL vial plastic	USD
L22965-32		02-APR-15		
	Storage: -80, Freezer P			
Day 9 Group 4				
	Project #: 06262044.0000			
	Description: Animal Number: 406-409			
Urine	COMPOSITE	:		USD
ANY	SAMPLE RECEIPT	1	: 15 mL vial plastic	USD
L22965-33		02-APR-15		
	Storage: -80, Freezer P			
Day 10 Group 1				
	Project #: 06262044.0000			
	Description: Animal Number: 394-397			
Urine	COMPOSITE	:		USD
ANY	SAMPLE RECEIPT	1	: 15 mL vial plastic	USD
L22965-34		02-APR-15		
	Storage: -80, Freezer P			
Day 10 Group 2				
	Project #: 06262044.0000			
	Description: Animal Number: 398-401			
Urine	COMPOSITE	:		USD
ANY	SAMPLE RECEIPT	1	: 15 mL vial plastic	USD

AXYS Analytical Services Ltd.

Login Chain of Custody Report (In01)

Jun. 04, 2015
10:59 AM

Login Number: L22965
Account: 4765 ARCADIS - FOSTER AFB
Project: 06262044.0000

Axys ID versus Client Sample Identification		Received	Due	PR
L22965-35		02-APR-15		
	Storage: -80, Freezer P			
Day 10 Group 3				
	Project #: 06262044.0000			
	Description: Animal Number: 402-405			
Urine	COMPOSITE		:	USD
ANY	SAMPLE RECEIPT	1	: 15 mL vial plastic	USD
L22965-36		02-APR-15		
	Storage: -80, Freezer P			
Day 10 Group 4				
	Project #: 06262044.0000			
	Description: Animal Number: 406-409			
Urine	COMPOSITE		:	USD
ANY	SAMPLE RECEIPT	1	: 15 mL vial plastic	USD
L22965-37		02-APR-15		
	Storage: -80, Freezer P			
Day 11 Group 1				
	Project #: 06262044.0000			
	Description: Animal Number: 394-397			
Urine	COMPOSITE		:	USD
ANY	SAMPLE RECEIPT	1	: 15 mL vial plastic	USD
L22965-38		02-APR-15		
	Storage: -80, Freezer P			
Day 11 Group 2				
	Project #: 06262044.0000			
	Description: Animal Number: 398-401			
Urine	COMPOSITE		:	USD
ANY	SAMPLE RECEIPT	1	: 15 mL vial plastic	USD
L22965-39		02-APR-15		
	Storage: -80, Freezer P			
Day 11 Group 3				
	Project #: 06262044.0000			
	Description: Animal Number: 402-405			
Urine	COMPOSITE		:	USD
ANY	SAMPLE RECEIPT	1	: 15 mL vial plastic	USD

AXYS

AXYS Analytical Services Ltd.

Login Chain of Custody Report (ln01)

Jun. 04, 2015
10:59 AM

Login Number: L22965
Account: 4765 ARCADIS - FOSTER AFB
Project: 06262044.0000

Axys ID versus Client Sample Identification			**Received**	**Due**	**PR**
L22965-40			02-APR-15		
		Storage: -80, Freezer P			
Day 11 Group 4					
		Project #: 06262044.0000			
		Description: Animal Number: 406-409			
Urine	COMPOSITE		:		USD
ANY	SAMPLE RECEIPT		2	: 15 mL vial plastic	USD
L22965-41			02-APR-15		
		Storage: -80, Freezer P			
Day 12 Group 1					
		Project #: 06262044.0000			
		Description: Animal Number: 394-397			
Urine	COMPOSITE		:		USD
ANY	SAMPLE RECEIPT		1	: 15 mL vial plastic	USD
L22965-42			02-APR-15		
		Storage: -80, Freezer P			
Day 12 Group 2					
		Project #: 06262044.0000			
		Description: Animal Number: 398-401			
Urine	COMPOSITE		:		USD
ANY	SAMPLE RECEIPT		1	: 15 mL vial plastic	USD
L22965-43			02-APR-15		
		Storage: -80, Freezer P			
Day 12 Group 3					
		Project #: 06262044.0000			
		Description: Animal Number: 402-405			
Urine	COMPOSITE		:		USD
ANY	SAMPLE RECEIPT		1	: 15 mL vial plastic	USD
L22965-44			02-APR-15		
		Storage: -80, Freezer P			
Day 12 Group 4					
		Project #: 06262044.0000			
		Description: Animal Number: 406-409			
Urine	COMPOSITE		:		USD
ANY	SAMPLE RECEIPT		1	: 15 mL vial plastic	USD

AXYS

AXYS Analytical Services Ltd.

Login Chain of Custody Report (ln01)

Jun. 04, 2015
10:59 AM

Login Number: L22965
Account: 4765 ARCADIS - FOSTER AFB
Project: 06262044.0000

Axys ID versus Client Sample Identification		Received	Due	PR
L22965-45		02-APR-15		
	Storage: -80, Freezer P			
Day 13 Group 1				
	Project #: 06262044.0000			
	Description: Animal Number: 394-397			
Urine	COMPOSITE	:		USD
ANY	SAMPLE RECEIPT	2	: 15 mL vial plastic	USD
L22965-46		02-APR-15		
	Storage: -80, Freezer P			
Day 13 Group 2				
	Project #: 06262044.0000			
	Description: Animal Number: 398-401			
Urine	COMPOSITE	:		USD
ANY	SAMPLE RECEIPT	2	: 15 mL vial plastic	USD
L22965-47		02-APR-15		
	Storage: -80, Freezer P			
Day 13 Group 3				
	Project #: 06262044.0000			
	Description: Animal Number: 402-405			
Urine	COMPOSITE	:		USD
ANY	SAMPLE RECEIPT	2	: 15 mL vial plastic	USD
L22965-48		02-APR-15		
	Storage: -80, Freezer P			
Day 13 Group 4		Matclient: `		
	Project #: 06262044.0000			
	Description: Animal Number: 406-409			
Urine	COMPOSITE	:		USD
ANY	SAMPLE RECEIPT	1	: 15 mL vial plastic	USD
L22965-49		02-APR-15		
	Storage: -80, Freezer P			
Day 14 Group 1				
	Project #: 06262044.0000			
	Description: Animal Number: 394-397			
Urine	COMPOSITE	:		USD
Urine	MP905	:		USD
EDataDeliv	OH-PAH EDD	:		USD
Data Package	OH-PAH PKG	:		USD
ANY	SAMPLE RECEIPT	1	: 15 mL vial plastic	USD

AXYS

AXYS Analytical Services Ltd.

Login Chain of Custody Report (ln01)

Jun. 04, 2015

10:59 AM

Login Number: L22965

Account: 4765 ARCADIS - FOSTER AFB

Project: 06262044.0000

Axys ID versus Client Sample Identification		Received	Due	PR
L22965-50		02-APR-15		
	Storage: -80, Freezer P			
Day 14 Group 2				
	Project #: 06262044.0000			
	Description: Animal Number: 398-401			
Urine	COMPOSITE	:		USD
Urine	MP905	:		USD
EDataDeliv	OH-PAH EDD	:		USD
Data Package	OH-PAH PKG	:		USD
ANY	SAMPLE RECEIPT	2	: 15 mL vial plastic	USD
L22965-51		02-APR-15		
	Storage: -80, Freezer P			
Day 14 Group 3				
	Project #: 06262044.0000			
	Description: Animal Number: 402-405			
Urine	COMPOSITE	:		USD
Urine	MP905	:		USD
EDataDeliv	OH-PAH EDD	:		USD
Data Package	OH-PAH PKG	:		USD
ANY	SAMPLE RECEIPT	2	: 15 mL vial plastic	USD
L22965-52		02-APR-15		
	Storage: -80, Freezer P			
Day 14 Group 4				
	Project #: 06262044.0000			
	Description: Animal Number: 406-409			
Urine	COMPOSITE	:		USD
Urine	MP905	:		USD
EDataDeliv	OH-PAH EDD	:		USD
Data Package	OH-PAH PKG	:		USD
ANY	SAMPLE RECEIPT	2	: 15 mL vial plastic	USD
L22965-53		02-APR-15		
	Storage: -80, Freezer P			
Day 15 Group 1				
	Project #: 06262044.0000			
	Description: Animal Number: 394-397			
Urine	COMPOSITE	:		USD
ANY	SAMPLE RECEIPT	2	: 15 mL vial plastic	USD

AXYS

AXYS Analytical Services Ltd.

Login Chain of Custody Report (ln01)

Jun. 04, 2015

10:59 AM

Login Number: L22965
Account: 4765 ARCADIS - FOSTER AFB
Project: 06262044.0000

Axys ID versus Client Sample Identification		Received	Due	PR
L22965-54		02-APR-15		
	Storage: -80, Freezer P			
Day 15 Group 2				
	Project #: 06262044.0000			
	Description: Animal Number: 398-401			
Urine	COMPOSITE		:	USD
ANY	SAMPLE RECEIPT	2	: 15 mL vial plastic	USD
L22965-55		02-APR-15		
	Storage: -80, Freezer P			
Day 15 Group 3				
	Project #: 06262044.0000			
	Description: Animal Number: 402-405			
Urine	COMPOSITE		:	USD
ANY	SAMPLE RECEIPT	1	: 15 mL vial plastic	USD
L22965-56		02-APR-15		
	Storage: -80, Freezer P			
Day 15 Group 4				
	Project #: 06262044.0000			
	Description: Animal Number: 406-409			
Urine	COMPOSITE		:	USD
ANY	SAMPLE RECEIPT	3	: 15 mL vial plastic	USD

www.axysanalytical.com

4765

ricerca MEMO

Date: March 11, 2015

To: Study File 033244

From: Pamela M. Prince – Clinical Pathology

RE: Pooled urine

The following table defines animal numbers pooled and group assignments.

Animal number	Group number
298394	1
298395	1
298396	1
298397	1
298398	2
298399	2
298400	2
298401	2
298402	3
298403	3
298404	3
298405	3
298406	4
298407	4
298408	4
298409	4

Pam Prince 3-11-15

Pamela M. Prince

Exact Copy of the Original
if stamped in red. Original located in:
___ Facility Files - - - - - - -
✓ Study File 033244
Initials S Date 3.25.15

www.axysanalytical.com

4765

March 30, 2015

Million Woodneh
AXYS Analytical Service, LTD
2045 Mills Road, West, Sidney, BC
Canada V8L 5X2

I have shipped mouse urine samples from Day 2 through Day 15 (2 sample boxes) per Ricerca protocol number 033244 (Arcadis) by World Courier overnight on dry ice. Please use the attached Sample Transfer record(s) to note receipt of the samples. Also, please let me know if the shipment was received in acceptable condition. **For our records, a copy of the *completed* Sample Transfer record(s) must be sent via email to my attention as soon as possible.**

Thank you in advance for your time. If you have any questions, please feel free to contact Roger Hawks or me.

Best Regards,

Pam Prince 3-30-15

Pamela Prince
Associate Scientist II
Clinical Pathology
Ph: 440-357-3359
E-Mail: ccd-clinpath@ricerca.com

Enclosures

Shipment Checked 3-30-15

NOTIFICATION TO CAPTAIN (NOTOC)
NOTIFICATION AU COMMANDANT DE BORD

FLIGHT & DATE - *N° ET DATE DU VOL*	STATION - *ESCALE*	PREPARED BY - *ÉTABLI PAR*	Page / *Page* 1 of / *de* 1	ULD N° – *UC N°*
QK8081/1APRIL	YVR	STEVE		

LINE NO. *N° DE LIGNE*	OFF LOAD STATION *ESCALE DE DÉCHARGEMENT* / FINAL DEST. STATION *ESCALE DE DEST. FINAL*	AIR WAYBILL NUMBER *N° DE LETTRE DE TRANSPORT AÉRIEN*	CLASS OR DIVISION (PLUS COMPATIBILITY GROUP FOR CLASS 1) *CLASSE OU DIVISION (ET GROUPE DE COMPATIBILITÉ POUR LA CLASSE 1)*	UN or ID NUMBER (PRECEDED BY UN or ID) *NUMÉRO UN ou ID (PRÉCÉDER PAR UN ou ID)*	SUBSIDIARY RISK (WHEN APPLICABLE) *RISQUES SECONDAIRES (LE CAS ÉCHÉANT)*	OTHER SUBSIDIARY RISK *AUTRES RISQUES SECONDAIRES*	MINIMUM QUANTITY PER SHIPMENT *QUANTITÉ MINIMALE PAR ENVOI*	MAXIMUM QUANTITY PER SHIPMENT *QUANTITÉ MAXIMALE PAR ENVOI*	NET or GROSS QUANTITY PER PACKAGE OR SHIPMENT TRANSPORT INDEX FOR RADIOACTIVE *QUANTITÉ NETTE ou BRUTE PAR COLIS OU L'ENVOI POUR LES MATIÈRES RADIOACTIVES, INDICE DE TRANSPORT*	UNIT OF MEASURE (K, GK, L, ML, TI) *UNITÉ DE MESURE (K, GK, L, ML, TI)*	NUMBER OF PACKAGES *NOMBRE DE COLIS*	UN PACKING GROUP or *RADIOACTIVE CATEGORY GROUPE D'EMBALLAGE UN ou CATÉGORIE DE RADIOACTIVITÉ*	NUMBER OF OVERPACK(S) or SAME PACKAGE(S) *NOMBRE DE SUREMBALLAGES ou MÊME COLIS*	ERG CODE *CODE IDC*	LOCATION ON AIRCRAFT *EMPLACEMENT DANS L'APPAREIL*
STATE EXEMPTION – *EXEMPTION D'ÉTAT* : YES – *OUI* ☐ NO – *NON* ☒				PROPER SHIPPING NAME – *DÉSIGNATION EXACTE DE LA MARCHANDISE* : DRY ICE											
01	*yyj*														
F-Dest.	*YYJ*	014-08521144	9	UN1845					13	K	1			9L	
STATE EXEMPTION – *EXEMPTION D'ÉTAT* : YES – *OUI* ☐ NO – *NON* ☐				PROPER SHIPPING NAME – *DÉSIGNATION EXACTE DE LA MARCHANDISE* :											
F-Dest.															
STATE EXEMPTION – *EXEMPTION D'ÉTAT* : YES – *OUI* ☐ NO – *NON* ☐				PROPER SHIPPING NAME – *DÉSIGNATION EXACTE DE LA MARCHANDISE* :											
F-Dest.															
STATE EXEMPTION – *EXEMPTION D'ÉTAT* : YES – *OUI* ☐ NO – *NON* ☐				PROPER SHIPPING NAME – *DÉSIGNATION EXACTE DE LA MARCHANDISE* :											
F-Dest.															

THIS IS TO CONFIRM THAT THERE IS NO EVIDENCE THAT DAMAGED OR LEAKING PACKAGES AND THAT ULDS CONTAINING DANGEROUS GOODS LOADED ON THE AIRCRAFT ARE FREE FROM ANY EVIDENCE OF LEAKAGE OR DAMAGE. ALL DANGEROUS GOODS PACKAGES HAVE BEEN SECURED AGAINST MOVEMENT IN FLIGHT.
LA PRÉSENTE CONFIRME QUE, SELON TOUTE APPARENCE, AUCUNE EXPÉDITION (COLIS OU UC) DE MARCHANDISES DANGEREUSES ENDOMMAGÉE OU COMPORTANT UNE FUITE N'A ÉTÉ CHARGÉE À BORD DE L'APPAREIL. TOUTES LES EXPÉDITIONS DE MARCHANDISES DANGEREUSES ONT ÉTÉ ARRIMÉES POUR ÉVITER LEUR DÉPLACEMENT DURANT LE VOL.

SIGNATURE
SIGNATURE _____

☐ NOTIFIED ACCORDINGLY
AVISÉ EN CONSÉQUENCE

CAPTAIN'S SIGNATURE
SIGNATURE DU COMMANDANT _____

ACF295K (2014-01-02)

www.axysanalytical.com

www.axysanalytical.com

Acceptance Checklist for Dangerous Goods Not Requiring a Shipper's Declaration

2015

AIR CANADA CARGO

Never accept or reject a shipment until all items have been checked. Check the appropriate box on each line.
Please consult a dangerous Goods Acceptance Specialist for interline transfers or if you have any questions.

014-08521149
Air Waybill Number

1 APRIL 2015
Date

General for all Shipments:	YES	NO	N/A
A) Are packages in proper condition for carriage (e.g.: strong outer package free from damage or leakage)?	☑	☐	
B) Are all State and Operator Variations complied with?	☑	☐	☐
C) Does the number of packages, overpacks or ULDs shown on the air waybill agree with the number tendered?	☑	☐	

☐ Dry Ice – when Shipper's Declaration not required (ICE)	YES	NO	N/A
The Air Waybill			
1) Does the "Nature and Quantity of Goods" box indicated?	☑	☐	
a) Commodity being cooled	☑	☐	
b) UN1845	☑	☐	
c) Dry ice or Carbon dioxide, solid	☑	☐	
d) Number of packages (not applicable to ULDs)	☑	☐	☐
e) Net Weight (of Dry ice) in each package or ULD (kg)	☑	☐	☐
The Package			
2) Is the package, overpack or ULD vented?	☑	☐	☐
Marking			
3) Is the package or overpack marked with the following (not applicable if a ULD is tendered containing Dry ice):			
a) UN1845?	☑	☐	☐
b) Dry ice or Carbon dioxide, solid?	☑	☐	☐
c) Full name and address of the Shipper and Consignee?	☑	☐	☐
d) The Net Weight of dry ice contained in each package or overpack?	☑	☐	☐
Labeling			
4) When package dimensions are adequate, is the Class 9 label on the same surface as the words Dry ice (not applicable if a ULD is tendered containing Dry ice)?	☑	☐	☐
5) For AC Cool Chain or Shipper-Loaded ULDs, is an ACF333DG tag properly completed and attached?	☐	☑	☐

The special handling code for Dry ice is ICE and must be entered in WebLynx
If the shipment is acceptable, complete a NOTIFICATION TO CAPTAIN (NOTOC) form (ACF295K)

☐ Biological Substance, Category B UN3373 (RDS)	YES	NO	N/A
The Air Waybill			
1) Does the "Nature and Quantity of Goods" box indicate?			
a) UN3373	☐	☐	
b) The test: "Biological Substance, Category B"	☐	☐	
Package Marking and Labeling			
2) Is the package marked with:			
a) UN3373 (including prefix) inside a diamond mark?	☐	☐	
b) Biological Substance, Category B?	☐	☐	
c) Full name and address of shipper and consignee?	☐	☐	
3) Is the name and telephone number of a responsible person shown on the air waybill or package?	☐	☐	☐

The special handling code for Biological Substance, Category B is RDS and must be entered in WebLynx.

☐ Radioactive Material in Excepted Package (RRE)	YES	NO	N/A
The Air Waybill			
1) Does the "Nature and Quantity of Goods" box contain?			
a) UN number (UN2908, UN2909 and/or UN2911) and proper shipping name	☐	☐	
b) Number of packages	☐	☐	
Package Marking and Labeling			
2) Is the Excepted Package handling label affixed to the package?	☐	☐	
3) Is the UN number (preceded by the letters "UN") shown on the handling label?	☐	☐	
4) Is the full name and address of the shipper and consignee marked on the package?	☐	☐	
5) If the package is over 50 kg, is the permissible gross weight indicated?	☐	☐	☐

The special handling code for radioactive materials in excepted packages is RRE and must be entered in WebLynx.

General for all Shipments:	YES	NO	N/A
D) All embargoes and restrictions not published in the Regulations checked and complied with?	☑	☐	☐
E) All irrelevant labels and marks removed from the package?	☐	☐	☑

☐ Excepted Lithium batteries (ELI and ELM)	YES	NO	N/A
The Air Waybill			
1) Are the words "Lithium ion batteries" (or "Lithium metal batteries") in compliance with Section II of PI 965 (PI 966, PI 967, PI 969 or PI 970) shown in the "Nature and Quantity of Goods" box?	☐	☐	
2) Does the air waybill or other document, indicate the required information (see PI 965, PI 966, PI 967, PI 969 or PI 970)?	☐	☐	☐
3) Are packages containing Lithium batteries shown separately from packages of non-dangerous goods?	☐	☐	☐
Package Marking and Labeling			
4) Is the shipment being tendered in a shipper Loaded Unit (SLULD)? If yes, skip questions 5 – 7	☐	☐	☐
5) Is the package labeled with Lithium battery handling label?	☐	☐	☐
6) Is the label marked with either "Lithium ion battery and/or Lithium metal battery"?	☐	☐	☐
7) Is a telephone number shown on the label?	☐	☐	☐
Overpack Marking and Labeling			
8) If an Overpack is used, is the package marked with the work OVERPACK?	☐	☐	☐
9) Is the Overpack labeled with the Lithium battery handling label if those on the packages are not visible?	☐	☐	☐

The special handling code for Lithium Ion batteries is ELI.
The special handling code for Lithium Metal Batteries is ELM.
Either ELI or ELM must be entered in WebLynx.
Air Canada will NOT accept Lithium Metal or Lithium Alloy Cells and Batteries for transport. UN3090, Class 9, PI 968.
This includes all Section IA, IB and Section II Cells and Batteries

☐ Dangerous Goods in Excepted Quantity (REQ)	YES	NO	N/A
The Air Waybill			
1) Are the words "Dangerous Goods in Excepted Quantities" indicated in the Nature and Quantity of Goods box?	☐	☐	
2) Is the number of packages shown in the Nature and Quantity of Goods box?	☐	☐	
Marking			
3) Is the Excepted Quantities mark shown on the package?	☐	☐	
4) Is the primary hazard class or division number of the dangerous goods show on the mark?	☐	☐	
5) Is the name of the shipper or consignee shown on the mark, if not shown elsewhere on the package?	☐	☐	☐

The special handling code for dangerous goods in excepted quantities is REQ and must be entered in WebLynx.

Steve
Checked by (Print)

Agent's Signature

Station

1501
Time

Attach a photocopy of the acceptance checklist to the package.

If any question is answered NO, do not accept the shipment and give a duplicate copy of this completed form to the shipper, agent or airline. The original copy of this checklist must be retained in a local "rejection" file.

Shipment Accepted: YES ☑ NO ☐

www.axysanalytical.com

014 YVR 08521144 014 - 08521144

Air Waybill

Not Negotiable

Issued by
Air Canada
PO Box 14000
ST Laurent Quebec
Canada

Shipper's Name and Address
YVR World Courier of Canada
Suite 170, 3751 Shell Rd
Richmond BC V6X 2W2
CANADA
Phone: 604-232-9444

Shipper's Account Number

Consignee's Name and Address
World Courier care of Ace Courier
524 Culduthel Rd
Victoria BC V8Z 1G2
CANADA
Phone: 250-475-2011

Consignee's Account Number

It is agreed that the goods described herein are accepted in apparent good order and condition (except as noted) for carriage SUBJECT TO THE CONDITIONS OF CONTRACT ON THE REVERSE HEREOF. ALL GOODS MAY BE CARRIED BY ANY OTHER MEANS INCLUDING ROAD OR ANY OTHER CARRIER UNLESS SPECIFIC CONTRARY INSTRUCTIONS ARE GIVEN HEREON BY THE SHIPPER, AND SHIPPER AGREES THAT THE SHIPMENT MAY BE CARRIED VIA INTERMEDIATE STOPPING PLACES WHICH THE CARRIER DEEMS APPROPRIATE. THE SHIPPER'S ATTENTION IS DRAWN TO THE NOTICE CONCERNING CARRIER'S LIMITATION OF LIABILITY. Shipper may increase such limitation of liability by declaring a higher value for carriage and paying a supplemental charge if required

Issuing Carrier's Agent Name and City
WORLD COURIER YVR
Vancouver

Accounting Information
JOB:5855
HAWB:100603119

Agent's IATA Code: 9991033 0015
Agent's Account no.

Airport of Departure (Addr. of First Carrier and Requested Routing)
YVR - Vancouver

Reference Number | Optional Shipping Information

to	By First Carrier / Routing and Destination	to	by	to	by
YYJ	Air Canada				

Currency	CHGS	WT/VAL PPD	WT/VAL COLL	Other PPD	Other COLL	Declared Value for Carriage	Declared Value for Customs
CAD	PP	X		X		NVD	NCV

Airport of Destination: YYJ - Victoria Int'l
Requested Flight/Date: AC8081 /01

Amount of Insurance: XXX
INSURANCE: If Carrier offers insurance, and such insurance is requested in accordance with the conditions thereof, indicate amount to be insured in figures in box marked 'Amount of Insurance'

Handling Information
KEEP FROZEN AT ALL TIMES
24 HR CONTACT 1 604 232 9444

'Special Handling Codes: ICE

SCI: C

No. of Pieces RCP	Gross Weight	kg/lb	Rate Class / Commodity Item No.	Chargeable Weight	Rate / Charge	Total	Nature and Quantity of Goods (incl. Dimensions or Volume)
~~1~~	~~16.0~~ K	M		~~16.0~~		39.36	EXEMPT ANIMAL SPECIMEN NON INFECTIOUS UN1845 PG3 PI954 ~~1X10~~ KG NET / 3KG 1/38x38x38 cms DRY ICE
1	15						CALL CNEE UPON ARRIVAL
~~1~~	~~16.0~~					39.36	Total Volume: 0.05MC

Prepaid: 39.36
Weight Charge
Collect
Valuation Charge
Tax
Total Other Charges Due Agent
Total Other Charges Due Carrier: 67.60

Other Charges
MY C 17.60
SC C 15.00
NS C 5.00
RA C 30.00

Shipper certifies that the particulars on the face hereof are correct and that insofar as any part of the consignment contains dangerous goods, such part is properly described by name and is in proper condition for carriage by air according to the applicable Dangerous Goods Regulations

WORLD COURIER YVR
Signature of Shipper or his Agent

Total Prepaid: 106.96
Total Collect

Currency Conversion Rates
CC Charges in Dest. Currency

Print Time: 01/04/2015 20:52:53

01-APR-15 Vancouver craymond2
Executed on (Date) at (Place) Signature of Issuing Carrier or his Agent

For Carrier's use only at Destination
Charges at Destination
Total Collect Charges

Created by Descartes System Group

014 - 08521144

www.axysanalytical.com

IATA

NOTICE CONCERNING CARRIERS' LIMITATION OF LIABILITY

If the carriage involves an ultimate destination or stop in a country other than the country of departure, the Warsaw Convention or the Montreal Convention may be applicable and in most cases limit the liability of the Carrier in respect of loss of, damage or delay to cargo. Depending on the applicable regime, and unless a higher value is declared, liability of the Carrier may be limited to 19 Special Drawing Rights per kilogram under the Montreal Convention; 17 Special Drawing Rights per kilogram under the Warsaw Convention as amended by Montreal Protocol No. 4; or 250 French gold francs per kilogram under the Warsaw Convention (unamended by Montreal Protocol No. 4), converted into national currency under applicable law, unless a greater amount is specified in the Carrier's conditions of carriage.

CONDITIONS OF CONTRACT

1. In this contract and the Notices appearing hereon:
CARRIER includes the air carrier issuing this air waybill and all carriers that carry or undertake to carry the cargo or perform any other services related to such carriage.
SPECIAL DRAWING RIGHT (SDR) is a Special Drawing Right as defined by the International Monetary Fund.
WARSAW CONVENTION means whichever of the following instruments is applicable to the contract of carriage:
the Convention for the Unification of Certain Rules Relating to International Carriage by Air, signed at Warsaw, 12 October 1929;
that Convention as amended at The Hague on 28 September 1955;
that Convention as amended at The Hague 1955 and by Montreal Protocol No. 1, 2, or 4 (1975) as the case may be.
MONTREAL CONVENTION means the Convention for the Unification of Certain Rules for International Carriage by Air, done at Montreal on 28 May 1999.

2.
2.1 Carriage is subject to the rules relating to liability established by the Warsaw Convention or the Montreal Convention unless such carriage is not "international carriage" as defined by the applicable Conventions.
2.2 To the extent not in conflict with the foregoing, carriage and other related services performed by each Carrier are subject to:
2.2.1 applicable laws and government regulations;
2.2.2 provisions contained in the air waybill, Carrier's conditions of carriage and related rules, regulations, and timetables (but not the times of departure and arrival stated therein) and applicable tariffs of such Carrier, which are made part hereof, and which may be inspected at any airports or other cargo sales offices from which it operates regular services. When carriage is to/from the USA, the shipper and the consignee are entitled, upon request, to receive a free copy of the Carrier's conditions of carriage. The Carrier's conditions of carriage include, but are not limited to:
2.2.2.1 limits on the Carrier's liability for loss, damage or delay of goods, including fragile or perishable goods;
2.2.2.2 claims restrictions, including time periods within which shippers or consignees must file a claim or bring an action against the Carrier for its acts or omissions, or those of its agents;
2.2.2.3 rights, if any, of the Carrier to change the terms of the contract;
2.2.2.4 rules about Carrier's right to refuse to carry;
2.2.2.5 rights of the Carrier and limitations concerning delay or failure to perform service, including schedule changes, substitution of alternate Carrier or aircraft and rerouting.

3. The agreed stopping places (which may be altered by Carrier in case of necessity) are those places, except the place of departure and place of destination, set forth on the face hereof or shown in Carrier's timetables as scheduled stopping places for the route. Carriage to be performed hereunder by several successive Carriers is regarded as a single operation.

4. For carriage to which the Montreal Convention does not apply, Carrier's liability limitation shall not be less than the per kilogram monetary limit set out in any applicable Convention or in Carrier's tariffs or general conditions of carriage for cargo lost, damaged or delayed, provided that any such limitation of liability in an amount less than 19 SDRs per kilogram will not apply for carriage to or from the United States.

5.
5.1 Except when the Carrier has extended credit to the consignee without the written consent of the shipper, the shipper guarantees payment of all charges for the carriage due in accordance with Carrier's tariff, conditions of carriage and related regulations, applicable laws (including national laws implementing the Warsaw Convention and the Montreal Convention), government regulations, orders and requirements.
5.2 When no part of the consignment is delivered, a claim with respect to such consignment will be considered even though transportation charges thereon are unpaid.

6.
6.1 For cargo accepted for carriage, the Warsaw Convention and the Montreal Convention permit shipper to increase the limitation of liability by declaring a higher value for carriage and paying a supplemental charge if required.
6.2 In carriage to which neither the Warsaw Convention nor the Montreal Convention applies Carrier shall, in accordance with the procedures set forth in its general conditions of carriage and applicable tariffs, permit shipper to increase the limitation of liability by declaring a higher value for carriage and paying a supplemental charge if so required.

7.
7.1 In cases of loss of, damage or delay to part of the cargo, the weight to be taken into account in determining Carrier's limit of liability shall be only the weight of the package or packages concerned.
7.2 Notwithstanding any other provisions, for "foreign air transportation" as defined by the U.S. Transportation Code:
7.2.1 in the case of loss of, damage or delay to a shipment, the weight to be used in determining Carrier's limit of liability shall be the weight which is used to determine the charge for carriage of such shipment; and
7.2.2 in the case of loss of, damage or delay to a part of a shipment, the shipment weight in 7.2.1 shall be prorated to the packages covered by the same air waybill whose value is affected by the loss, damage or delay. The weight applicable in the case of loss or damage to one or more articles in a package shall be the weight of the entire package.

8. Any exclusion or limitation of liability applicable to Carrier shall apply to Carrier's agents, employees, and representatives and to any person whose aircraft or equipment is used by Carrier for carriage and such person's agents, employees and representatives.

9. Carrier undertakes to complete the carriage with reasonable dispatch. Where permitted by applicable laws, tariffs and government regulations, Carrier may use alternative carriers, aircraft or modes of transport without notice but with due regard to the interests of the shipper. Carrier is authorised by the shipper to select the routing and all intermediate stopping places that it deems appropriate or to change or deviate from the routing shown on the face hereof.

10. Receipt by the person entitled to delivery of the cargo without complaint shall be prima facie evidence that the cargo has been delivered in good condition and in accordance with the contract of carriage.
10.1 In the case of loss of, damage or delay to cargo a written complaint must be made to Carrier by the person entitled to delivery. Such complaint must be made:
10.1.1 in the case of damage to the cargo, immediately after discovery of the damage and at the latest within 14 days from the date of receipt of the cargo;
10.1.2 in the case of delay, within 21 days from the date on which the cargo was placed at the disposal of the person entitled to delivery.
10.1.3 in the case of non-delivery of the cargo, within 120 days from the date of issue of the air waybill, or if an air waybill has not been issued, within 120 days from the date of receipt of the cargo for transportation by the Carrier.
10.2 Such complaint may be made to the Carrier whose air waybill was used, or to the first Carrier or to the last Carrier or to the Carrier, which performed the carriage during which the loss, damage or delay took place.
10.3 Unless a written complaint is made within the time limits specified in 10.1 no action may be brought against Carrier.
10.4 Any rights to damages against Carrier shall be extinguished unless an action is brought within two years from the date of arrival at the destination, or from the date on which the aircraft ought to have arrived, or from the date on which the carriage stopped.

11. Shipper shall comply with all applicable laws and government regulations of any country to or from which the cargo may be carried, including those relating to the packing, carriage or delivery of the cargo, and shall furnish such information and attach such documents to the air waybill as may be necessary to comply with such laws and regulations. Carrier is not liable to shipper and shipper shall indemnify Carrier for loss or expense due to shipper's failure to comply with this provision.

12. No agent, employee or representative of Carrier has authority to alter, modify or waive any provisions of this contract.

014 YVR 08521144 014 - 08521144

Air Waybill

Not Negotiable

Issued by
Air Canada
PO Box 14000
ST Laurent Quebec
Canada

Shipper's Name and Address
YVR World Courier of Canada
Suite 170, 3751 Shell Rd
Richmond BC V6X 2W2
CANADA
Phone: 604-232-9444

Shipper's Account Number

Consignee's Name and Address
World Courier care of Ace Courier
524 Culduthel Rd
Victoria BC V8Z 1G2
CANADA
Phone: 250-475-2011

Consignee's Account Number

It is agreed that the goods described herein are accepted in apparent good order and condition (except as noted) for carriage SUBJECT TO THE CONDITIONS OF CONTRACT ON THE REVERSE HEREOF. ALL GOODS MAY BE CARRIED BY ANY OTHER MEANS INCLUDING ROAD OR ANY OTHER CARRIER UNLESS SPECIFIC CONTRARY INSTRUCTIONS ARE GIVEN HEREON BY THE SHIPPER, AND SHIPPER AGREES THAT THE SHIPMENT MAY BE CARRIED VIA INTERMEDIATE STOPPING PLACES WHICH THE CARRIER DEEMS APPROPRIATE. THE SHIPPER'S ATTENTION IS DRAWN TO THE NOTICE CONCERNING CARRIER'S LIMITATION OF LIABILITY. Shipper may increase such limitation of liability by declaring a higher value for carriage and paying a supplemental charge if required

Issuing Carrier's Agent Name and City
WORLD COURIER YVR
Vancouver

Accounting Information
JOB:5855
HAWB:100603119

Agent's IATA Code: 9991033 0015

Agent's Account no.

Airport of Departure (Addr. of First Carrier and Requested Routing)
YVR - Vancouver

Reference Number

Optional Shipping Information

to	By First Carrier	Routing and Destination	to	by	to	by
YYJ	Air Canada					

Currency	CHGS	WT/VAL PPD	WT/VAL COLL	Other PPD	Other COLL	Declared Value for Carriage	Declared Value for Customs
CAD	PP	X		X		NVD	NCV

Airport of Destination
YYJ - Victoria Int'l

Requested Flight/Date: AC8081 /01

Amount of Insurance: XXX

INSURANCE: If Carrier offers insurance, and such insurance is requested in accordance with the conditions thereof, indicate amount to be insured in figures in box marked 'Amount of Insurance'

Handling Information
KEEP FROZEN AT ALL TIMES
24 HR CONTACT 1 604 232 9444

Special Handling Codes:
ICE

SCI: C

No. of Pieces RCP	Gross Weight	kg/lb	Rate Class	Commodity Item No.	Chargeable Weight	Rate / Charge	Total	Nature and Quantity of Goods (incl. Dimensions or Volume)
1	~~16.0~~ 15	K	M		16.0		39.36	EXEMPT ANIMAL SPECIMEN NON INFECTIOUS UN1845 PG3 PI954 ~~1.0~~ KG NET 13KG 1/38x38x38 cms DRY ICE
								CALL CNEE UPON ARRIVAL
1	16.0						39.36	Total Volume: 0.05MC

Prepaid	Weight Charge	Collect
	39.36	

Valuation Charge

Tax

Total Other Charges Due Agent

Total Other Charges Due Carrier: 67.60

Other Charges
MY C 17.60 RA C 30.00
SC C 15.00
NS C 5.00

Shipper certifies that the particulars on the face hereof are correct and that insofar as any part of the consignment contains dangerous goods, such part is properly described by name and is in proper condition for carriage by air according to the applicable Dangerous Goods Regulations

WORLD COURIER YVR
Signature of Shipper or his Agent

Total Prepaid	Total Collect
106.96	

Print Time: 01/04/2015 20:52:53

Currency Conversion Rates	CC Charges in Dest. Currency

01-APR-15 Vancouver craymond2
Executed on (Date) at (Place) Signature of Issuing Carrier or his Agent

For Carrier's use only at Destination	Charges at Destination	Total Collect Charges

014 - 08521144

Created by Descartes System Group

www.axysanalytical.com

IATA

NOTICE CONCERNING CARRIERS' LIMITATION OF LIABILITY

If the carriage involves an ultimate destination or stop in a country other than the country of departure, the Warsaw Convention or the Montreal Convention may be applicable and in most cases limit the liability of the Carrier in respect of loss of, damage or delay to cargo. Depending on the applicable regime, and unless a higher value is declared, liability of the Carrier may be limited to 19 Special Drawing Rights per kilogram under the Montreal Convention; 17 Special Drawing Rights per kilogram under the Warsaw Convention as amended by Montreal Protocol No. 4; or 250 French gold francs per kilogram under the Warsaw Convention (unamended by Montreal Protocol No. 4), converted into national currency under applicable law, unless a greater amount is specified in the Carrier's conditions of carriage.

CONDITIONS OF CONTRACT

1. In this contract and the Notices appearing hereon:
CARRIER includes the air carrier issuing this air waybill and all carriers that carry or undertake to carry the cargo or perform any other services related to such carriage.
SPECIAL DRAWING RIGHT (SDR) is a Special Drawing Right as defined by the International Monetary Fund.
WARSAW CONVENTION means whichever of the following instruments is applicable to the contract of carriage:
the Convention for the Unification of Certain Rules Relating to International Carriage by Air, signed at Warsaw, 12 October 1929;
that Convention as amended at The Hague on 28 September 1955;
that Convention as amended at The Hague 1955 and by Montreal Protocol No. 1, 2, or 4 (1975) as the case may be.
MONTREAL CONVENTION means the Convention for the Unification of Certain Rules for International Carriage by Air, done at Montreal on 28 May 1999.

2.
2.1 Carriage is subject to the rules relating to liability established by the Warsaw Convention or the Montreal Convention unless such carriage is not "international carriage" as defined by the applicable Conventions.
2.2 To the extent not in conflict with the foregoing, carriage and other related services performed by each Carrier are subject to:
2.2.1 applicable laws and government regulations;
2.2.2 provisions contained in the air waybill, Carrier's conditions of carriage and related rules, regulations, and timetables (but not the times of departure and arrival stated therein) and applicable tariffs of such Carrier, which are made part hereof, and which may be inspected at any airports or other cargo sales offices from which it operates regular services. When carriage is to/from the USA, the shipper and the consignee are entitled, upon request, to receive a free copy of the Carrier's conditions of carriage. The Carrier's conditions of carriage include, but are not limited to:
2.2.2.1 limits on the Carrier's liability for loss, damage or delay of goods, including fragile or perishable goods;
2.2.2.2 claims restrictions, including time periods within which shippers or consignees must file a claim or bring an action against the Carrier for its acts or omissions, or those of its agents;
2.2.2.3 rights, if any, of the Carrier to change the terms of the contract;
2.2.2.4 rules about Carrier's right to refuse to carry;
2.2.2.5 rights of the Carrier and limitations concerning delay or failure to perform service, including schedule changes, substitution of alternate Carrier or aircraft and rerouting.

3. The agreed stopping places (which may be altered by Carrier in case of necessity) are those places, except the place of departure and place of destination, set forth on the face hereof or shown in Carrier's timetables as scheduled stopping places for the route. Carriage to be performed hereunder by several successive Carriers is regarded as a single operation.

4. For carriage to which the Montreal Convention does not apply, Carrier's liability limitation shall not be less than the per kilogram monetary limit set out in any applicable Convention or in Carrier's tariffs or general conditions of carriage for cargo lost, damaged or delayed, provided that any such limitation of liability in an amount less than 19 SDRs per kilogram will not apply for carriage to or from the United States.

5.
5.1 Except when the Carrier has extended credit to the consignee without the written consent of the shipper, the shipper guarantees payment of all charges for the carriage due in accordance with Carrier's tariff, conditions of carriage and related regulations, applicable laws (including national laws implementing the Warsaw Convention and the Montreal Convention), government regulations, orders and requirements.
5.2 When no part of the consignment is delivered, a claim with respect to such consignment will be considered even though transportation charges thereon are unpaid.

6.
6.1 For cargo accepted for carriage, the Warsaw Convention and the Montreal Convention permit shipper to increase the limitation of liability by declaring a higher value for carriage and paying a supplemental charge if required.
6.2 In carriage to which neither the Warsaw Convention nor the Montreal Convention applies Carrier shall, in accordance with the procedures set forth in its general conditions of carriage and applicable tariffs, permit shipper to increase the limitation of liability by declaring a higher value for carriage and paying a supplemental charge if so required.

7.
7.1 In cases of loss of, damage or delay to part of the cargo, the weight to be taken into account in determining Carrier's limit of liability shall be only the weight of the package or packages concerned.
7.2 Notwithstanding any other provisions, for "foreign air transportation" as defined by the U.S. Transportation Code:
7.2.1 in the case of loss of, damage or delay to a shipment, the weight to be used in determining Carrier's limit of liability shall be the weight which is used to determine the charge for carriage of such shipment; and
7.2.2 in the case of loss of, damage or delay to a part of a shipment, the shipment weight in 7.2.1 shall be prorated to the packages covered by the same air waybill whose value is affected by the loss, damage or delay. The weight applicable in the case of loss or damage to one or more articles in a package shall be the weight of the entire package.

8. Any exclusion or limitation of liability applicable to Carrier shall apply to Carrier's agents, employees, and representatives and to any person whose aircraft or equipment is used by Carrier for carriage and such person's agents, employees and representatives.

9. Carrier undertakes to complete the carriage with reasonable dispatch. Where permitted by applicable laws, tariffs and government regulations, Carrier may use alternative carriers, aircraft or modes of transport without notice but with due regard to the interests of the shipper. Carrier is authorised by the shipper to select the routing and all intermediate stopping places that it deems appropriate or to change or deviate from the routing shown on the face hereof.

10. Receipt by the person entitled to delivery of the cargo without complaint shall be prima facie evidence that the cargo has been delivered in good condition and in accordance with the contract of carriage.
10.1 In the case of loss of, damage or delay to cargo a written complaint must be made to Carrier by the person entitled to delivery. Such complaint must be made:
10.1.1 in the case of damage to the cargo, immediately after discovery of the damage and at the latest within 14 days from the date of receipt of the cargo;
10.1.2 in the case of delay, within 21 days from the date on which the cargo was placed at the disposal of the person entitled to delivery.
10.1.3 in the case of non-delivery of the cargo, within 120 days from the date of issue of the air waybill, or if an air waybill has not been issued, within 120 days from the date of receipt of the cargo for transportation by the Carrier.
10.2 Such complaint may be made to the Carrier whose air waybill was used, or to the first Carrier or to the last Carrier or to the Carrier, which performed the carriage during which the loss, damage or delay took place.
10.3 Unless a written complaint is made within the time limits specified in 10.1 no action may be brought against Carrier.
10.4 Any rights to damages against Carrier shall be extinguished unless an action is brought within two years from the date of arrival at the destination, or from the date on which the aircraft ought to have arrived, or from the date on which the carriage stopped.

11. Shipper shall comply with all applicable laws and government regulations of any country to or from which the cargo may be carried, including those relating to the packing, carriage or delivery of the cargo, and shall furnish such information and attach such documents to the air waybill as may be necessary to comply with such laws and regulations. Carrier is not liable to shipper and shipper shall indemnify Carrier for loss or expense due to shipper's failure to comply with this provision.

12. No agent, employee or representative of Carrier has authority to alter, modify or waive any provisions of this contract.

4765

L23367

Sex	P	Animal	Group	Day	Date	# of Vials	Urine Volume (mL)
F	031705	101 -1	1	Day 7	18/05/2015	2	20.0
F	031705	102 -2	1	Day 7	18/05/2015	1	4.6
F	031705	201 -3	2	Day 7	18/05/2015	1	5.0
F	031705	202 -4	2	Day 7	18/05/2015	1	4.5
F	031705	301 -5	3	Day 7	18/05/2015	1	3.4
F	031705	302 -6	3	Day 7	18/05/2015	1	4.0
F	031705	401 -7	4	Day 7	18/05/2015	1	4.8
F	031705	402 -8	4	Day 7	18/05/2015	1	5.5
F	031705	501 -9	5	Day 7	18/05/2015	1	3.5
F	031705	502 -10	5	Day 7	18/05/2015	1	9.6
F	031705	601 -11	6	Day 7	18/05/2015	1	5.1
F	031705	602 -12	6	Day 7	18/05/2015	1	4.0
F	031705	701 -13	7	Day 7	18/05/2015	1	5.1
F	031705	702 -14	7	Day 7	18/05/2015	1	5.2
F	031705	801 -15	8	Day 7	18/05/2015	1	5.7
F	031705	802 -16	8	Day 7	18/05/2015	1	5.9
F	031705	901 -17	9	Day 7	18/05/2015	1	4.0
F	031705	902 -18	9	Day 7	18/05/2015	1	5.0
F	031705	1001 -19	10	Day 7	18/05/2015	1	5.4
F	031705	1002 -20	10	Day 7	18/05/2015	1	3.6
F	031705	1101 -21	11	Day 7	18/05/2015	1	4.5
F	031705	1102 -22	11	Day 7	18/05/2015	1	5.0
F	031705	1201 -23	12	Day 7	18/05/2015	1	6.0
F	031705	1202 -24	12	Day 7	18/05/2015	1	5.0
F	031705	101 -1	1	Day 8	19/05/2015	1	7.4
F	031705	102 -2	1	Day 8	19/05/2015	1	6.0
F	031705	201 -3	2	Day 8	19/05/2015	1	5.0
F	031705	202 -4	2	Day 8	19/05/2015	1	5.5
F	031705	301 -5	3	Day 8	19/05/2015	1	4.3
F	031705	302 -6	3	Day 8	19/05/2015	1	3.1
F	031705	401 -7	4	Day 8	19/05/2015	1	3.5
F	031705	402 -8	4	Day 8	19/05/2015	1	7.1
F	031705	501 -9	5	Day 8	19/05/2015	1	5.5
F	031705	502 -10	5	Day 8	19/05/2015	1	5.5
F	031705	601 -11	6	Day 8	19/05/2015	1	5.9
F	031705	602 -12	6	Day 8	19/05/2015	1	4.5
F	031705	701 -13	7	Day 8	19/05/2015	1	5.5
F	031705	702 -14	7	Day 8	19/05/2015	1	4.8
F	031705	801 -15	8	Day 8	19/05/2015	1	7.4
F	031705	802 -16	8	Day 8	19/05/2015	1	8.0
F	031705	901 -17	9	Day 8	19/05/2015	1	4.1
F	031705	902 -18	9	Day 8	19/05/2015	1	4.5
F	031705	1001 -19	10	Day 8	19/05/2015	1	6.3
F	031705	1002 -20	10	Day 8	19/05/2015	1	4.0
F	031705	1101 -21	11	Day 8	19/05/2015	1	5.3
F	031705	1102 -22	11	Day 8	19/05/2015	1	5.5
F	031705	1201 -23	12	Day 8	19/05/2015	1	5.0
F	031705	1202 -24	12	Day 8	19/05/2015	1	5.4
L23368 F	031705	101 -1	1	Day 14	25/05/2015	1	7.3
F	031705	102 -2	1	Day 14	25/05/2015	1	4.5

L23368

46M8W
4765

F	031705	201-3	2	Day 14	25/05/2015	1	1.8
F	031705	202-4	2	Day 14	25/05/2015	1	4.5
F	031705	301-5	3	Day 14	25/05/2015	1	5.8
F	031705	302-6	3	Day 14	25/05/2015	1	6.5
F	031705	401-7	4	Day 14	25/05/2015	1	3.9
F	031705	402-8	4	Day 14	25/05/2015	1	8.0
F	031705	501-9	5	Day 14	25/05/2015	1	4.3
F	031705	502-10	5	Day 14	25/05/2015	1	4.6
F	031705	601-11	6	Day 14	25/05/2015	1	5.5
F	031705	602-12	6	Day 14	25/05/2015	1	7.0
F	031705	701-13	7	Day 14	25/05/2015	1	5.4
F	031705	702-14	7	Day 14	25/05/2015	1	3.8
F	031705	801-15	8	Day 14	25/05/2015	1	7.0
F	031705	802-16	8	Day 14	25/05/2015	1	7.7
F	031705	901-17	9	Day 14	25/05/2015	1	4.5
F	031705	902-18	9	Day 14	25/05/2015	1	5.4
F	031705	1001-19	10	Day 14	25/05/2015	1	6.0
F	031705	1002-20	10	Day 14	25/05/2015	1	5.3
F	031705	1101-21	11	Day 14	25/05/2015	1	3.8
F	031705	1102-22	11	Day 14	25/05/2015	1	3.8
F	031705	1201-23	12	Day 14	25/05/2015	1	4.8
F	031705	1202-24	12	Day 14	25/05/2015	1	4.5
F	031705	101-1	1	Day 15	26/05/2015	1	6.4
F	031705	102-2	1	Day 15	26/05/2015	1	2.5
F	031705	201-3	2	Day 15	26/05/2015	1	2.5
F	031705	202-4	2	Day 15	26/05/2015	1	5.5
F	031705	301-5	3	Day 15	26/05/2015	1	3.8
F	031705	302-6	3	Day 15	26/05/2015	1	4.5
F	031705	401-7	4	Day 15	26/05/2015	1	5.0
F	031705	402-8	4	Day 15	26/05/2015	1	7.6
F	031705	501-9	5	Day 15	26/05/2015	1	2.8
F	031705	502-10	5	Day 15	26/05/2015	1	6.3
F	031705	601-11	6	Day 15	26/05/2015	1	8.0
F	031705	602-12	6	Day 15	26/05/2015	1	9.5
F	031705	701-13	7	Day 15	26/05/2015	1	4.4
F	031705	702-14	7	Day 15	26/05/2015	1	8.0
F	031705	801-15	8	Day 15	26/05/2015	1	5.8
F	031705	802-16	8	Day 15	26/05/2015	2	14.8
F	031705	901-17	9	Day 15	26/05/2015	1	4.5
F	031705	902-18	9	Day 15	26/05/2015	1	.4.8
F	031705	1001-19	10	Day 15	26/05/2015	2	19.4
F	031705	1002-20	10	Day 15	26/05/2015	1	5.0
F	031705	1101-21	11	Day 15	26/05/2015	1	6.0
F	031705	1102-22	11	Day 15	26/05/2015	1	5.5
F	031705	1201-23	12	Day 15	26/05/2015	1	7.0
F	031705	1202-24	12	Day 15	26/05/2015	1	10.0

4765

Client ID	AXYS ID	Collection Date
101 Day 2	L23414-1	13-MAY-15
102 Day 2	L23414-2	13-MAY-15
201 Day 2	L23414-3	13-MAY-15
202 Day 2	L23414-4	13-MAY-15
301 Day 2	L23414-5	13-MAY-15
302 Day 2	L23414-6	13-MAY-15
401 Day 2	L23414-7	13-MAY-15
402 Day 2	L23414-8	13-MAY-15
501 Day 2	L23414-9	13-MAY-15
502 Day 2	L23414-10	13-MAY-15
601 Day 2	L23414-11	13-MAY-15
602 Day 2	L23414-12	13-MAY-15
701 Day 2	L23414-13	13-MAY-15
702 Day 2	L23414-14	13-MAY-15
801 Day 2	L23414-15	13-MAY-15
802 Day 2	L23414-16	13-MAY-15
901 Day 2	L23414-17	13-MAY-15
902 Day 2	L23414-18	13-MAY-15
1001 Day 2	L23414-19	13-MAY-15
1002 Day 2	L23414-20	13-MAY-15
1101 Day 2	L23414-21	13-MAY-15
1102 Day 2	L23414-22	13-MAY-15
1201 Day 2	L23414-23	13-MAY-15
1202 Day 2	L23414-24	13-MAY-15
101 Day 3	L23415-1	14-MAY-15
102 Day 3	L23415-2	14-MAY-15
201 Day 3	L23415-3	14-MAY-15
202 Day 3	L23415-4	14-MAY-15
301 Day 3	L23415-5	14-MAY-15
302 Day 3	L23415-6	14-MAY-15
401 Day 3	L23415-7	14-MAY-15
402 Day 3	L23415-8	14-MAY-15
501 Day 3	L23415-9	14-MAY-15
502 Day 3	L23415-10	14-MAY-15
601 Day 3	L23415-11	14-MAY-15
602 Day 3	L23415-12	14-MAY-15
701 Day 3	L23415-13	14-MAY-15
702 Day 3	L23415-14	14-MAY-15
801 Day 3	L23415-15	14-MAY-15
802 Day 3	L23415-16	14-MAY-15
901 Day 3	L23415-17	14-MAY-15
902 Day 3	L23415-18	14-MAY-15
1001 Day 3	L23415-19	14-MAY-15
1002 Day 3	L23415-20	14-MAY-15

M. Wilman
29-MAY-15 10:00

4765

1101 Day 3	L23415-21	14-MAY-15
1102 Day 3	L23415-22	14-MAY-15
1201 Day 3	L23415-23	14-MAY-15
1202 Day 3	L23415-24	14-MAY-15
101 Day 4	L23416-1	15-MAY-15
102 Day 4	L23416-2	15-MAY-15
201 Day 4	L23416-3	15-MAY-15
202 Day 4	L23416-4	15-MAY-15
301 Day 4	L23416-5	15-MAY-15
302 Day 4	L23416-6	15-MAY-15
401 Day 4	L23416-7	15-MAY-15
402 Day 4	L23416-8	15-MAY-15
501 Day 4	L23416-9	15-MAY-15
502 Day 4	L23416-10	15-MAY-15
601 Day 4	L23416-11	15-MAY-15
602 Day 4	L23416-12	15-MAY-15
701 Day 4	L23416-13	15-MAY-15
702 Day 4	L23416-14	15-MAY-15
801 Day 4	L23416-15	15-MAY-15
802 Day 4	L23416-16	15-MAY-15
901 Day 4	L23416-17	15-MAY-15
902 Day 4	L23416-18	15-MAY-15
1001 Day 4	L23416-19	15-MAY-15
1002 Day 4	L23416-20	15-MAY-15
1101 Day 4	L23416-21	15-MAY-15
1102 Day 4	L23416-22	15-MAY-15
1201 Day 4	L23416-23	15-MAY-15
1202 Day 4	L23416-24	15-MAY-15
101 Day 5	L23417-1	16-MAY-15
102 Day 5	L23417-2	16-MAY-15
201 Day 5	L23417-3	16-MAY-15
202 Day 5	L23417-4	16-MAY-15
301 Day 5	L23417-5	16-MAY-15
302 Day 5	L23417-6	16-MAY-15
401 Day 5	L23417-7	16-MAY-15
402 Day 5	L23417-8	16-MAY-15
501 Day 5	L23417-9	16-MAY-15
502 Day 5	L23417-10	16-MAY-15
601 Day 5	L23417-11	16-MAY-15
602 Day 5	L23417-12	16-MAY-15
701 Day 5	L23417-13	16-MAY-15
702 Day 5	L23417-14	16-MAY-15
801 Day 5	L23417-15	16-MAY-15
802 Day 5	L23417-16	16-MAY-15
901 Day 5	L23417-17	16-MAY-15

M. Wilman
29-MAY-15 10:00

4765

902 Day 5	L23417-18	16-MAY-15
1001 Day 5	L23417-19	16-MAY-15
1002 Day 5	L23417-20	16-MAY-15
1101 Day 5	L23417-21	16-MAY-15
1102 Day 5	L23417-22	16-MAY-15
1201 Day 5	L23417-23	16-MAY-15
1202 Day 5	L23417-24	16-MAY-15
101 Day 6	L23418-1	17-MAY-15
102 Day 6	L23418-2	17-MAY-15
201 Day 6	L23418-3	17-MAY-15
202 Day 6	L23418-4	17-MAY-15
301 Day 6	L23418-5	17-MAY-15
302 Day 6	L23418-6	17-MAY-15
401 Day 6	L23418-7	17-MAY-15
402 Day 6	L23418-8	17-MAY-15
501 Day 6	L23418-9	17-MAY-15
502 Day 6	L23418-10	17-MAY-15
601 Day 6	L23418-11	17-MAY-15
602 Day 6	L23418-12	17-MAY-15
701 Day 6	L23418-13	17-MAY-15
702 Day 6	L23418-14	17-MAY-15
801 Day 6	L23418-15	17-MAY-15
802 Day 6	L23418-16	17-MAY-15
901 Day 6	L23418-17	17-MAY-15
902 Day 6	L23418-18	17-MAY-15
1001 Day 6	L23418-19	17-MAY-15
1002 Day 6	L23418-20	17-MAY-15
1101 Day 6	L23418-21	17-MAY-15
1102 Day 6	L23418-22	17-MAY-15
1201 Day 6	L23418-23	17-MAY-15
1202 Day 6	L23418-24	17-MAY-15
101 Day 9	L23419-1	20-MAY-15
102 Day 9	L23419-2	20-MAY-15
201 Day 9	L23419-3	20-MAY-15
202 Day 9	L23419-4	20-MAY-15
301 Day 9	L23419-5	20-MAY-15
302 Day 9	L23419-6	20-MAY-15
401 Day 6	L23419-7	20-MAY-15
402 Day 9	L23419-8	20-MAY-15
501 Day 9	L23419-9	20-MAY-15
502 Day 9	L23419-10	20-MAY-15
601 Day 9	L23419-11	20-MAY-15
602 Day 9	L23419-12	20-MAY-15
701 Day 9	L23419-13	20-MAY-15
702 Day 9	L23419-14	20-MAY-15

M. Wilman
29-MAY-15 10:00

4765

801 Day 9	L23419-15	20-MAY-15
802 Day 9	L23419-16	20-MAY-15
901 Day 9	L23419-17	20-MAY-15
902 Day 9	L23419-18	20-MAY-15
1001 Day 9	L23419-19	20-MAY-15
1002 Day 9	L23419-20	20-MAY-15
1101 Day 9	L23419-21	20-MAY-15
1102 Day 9	L23419-22	20-MAY-15
1201 Day 9	L23419-23	20-MAY-15
1202 Day 9	L23419-24	20-MAY-15
101 Day 10	L23420-1	21-MAY-15
102 Day 10	L23420-2	21-MAY-15
201 Day 10	L23420-3	21-MAY-15
202 Day 10	L23420-4	21-MAY-15
301 Day 10	L23420-5	21-MAY-15
302 Day 10	L23420-6	21-MAY-15
401 Day 10	L23420-7	21-MAY-15
402 Day 10	L23420-8	21-MAY-15
501 Day 10	L23420-9	21-MAY-15
502 Day 10	L23420-10	21-MAY-15
601 Day 10	L23420-11	21-MAY-15
602 Day 10	L23420-12	21-MAY-15
701 Day 10	L23420-13	21-MAY-15
702 Day 10	L23420-14	21-MAY-15
801 Day 10	L23420-15	21-MAY-15
802 Day 10	L23420-16	21-MAY-15
901 Day 10	L23420-17	21-MAY-15
902 Day 10	L23420-18	21-MAY-15
1001 Day 10	L23420-19	21-MAY-15
1002 Day 10	L23420-20	21-MAY-15
1101 Day 10	L23420-21	21-MAY-15
1102 Day 10	L23420-22	21-MAY-15
1201 Day 10	L23420-23	21-MAY-15
1202 Day 10	L23420-24	21-MAY-15
101 Day 11	L23421-1	22-MAY-15
102 Day 11	L23421-2	22-MAY-15
201 Day 11	L23421-3	22-MAY-15
202 Day 11	L23421-4	22-MAY-15
301 Day 11	L23421-5	22-MAY-15
302 Day 11	L23421-6	22-MAY-15
401 Day 11	L23421-7	22-MAY-15
402 Day 11	L23421-8	22-MAY-15
501 Day 11	L23421-9	22-MAY-15
502 Day 11	L23421-10	22-MAY-15
601 Day 11	L23421-11	22-MAY-15

M. Wilman
26-MAY-15 10:00

602 Day 11	L23421-12	22-MAY-15
701 Day 11	L23421-13	22-MAY-15
702 Day 11	L23421-14	22-MAY-15
801 Day 11	L23421-15	22-MAY-15
802 Day 11	L23421-16	22-MAY-15
901 Day 11	L23421-17	22-MAY-15
902 Day 11	L23421-18	22-MAY-15
1001 Day 11	L23421-19	22-MAY-15
1002 Day 11	L23421-20	22-MAY-15
1101 Day 11	L23421-21	22-MAY-15
1102 Day 11	L23421-22	22-MAY-15
1201 Day 11	L23421-23	22-MAY-15
1202 Day 11	L23421-24	22-MAY-15
101 Day 12	L23422-1	23-MAY-15
102 Day 12	L23422-2	23-MAY-15
201 Day 12	L23422-3	23-MAY-15
202 Day 12	L23422-4	23-MAY-15
301 Day 12	L23422-5	23-MAY-15
302 Day 12	L23422-6	23-MAY-15
401 Day 12	L23422-7	23-MAY-15
402 Day 12	L23422-8	23-MAY-15
501 Day 12	L23422-9	23-MAY-15
502 Day 12	L23422-10	23-MAY-15
601 Day 12	L23422-11	23-MAY-15
602 Day 12	L23422-12	23-MAY-15
701 Day 12	L23422-13	23-MAY-15
702 Day 12	L23422-14	23-MAY-15
801 Day 12	L23422-15	23-MAY-15
802 Day 12	L23422-16	23-MAY-15
901 Day 12	L23422-17	23-MAY-15
902 Day 12	L23422-18	23-MAY-15
1001 Day 12	L23422-19	23-MAY-15
1002 Day 12	L23422-20	23-MAY-15
1101 Day 12	L23422-21	23-MAY-15
1102 Day 12	L23422-22	23-MAY-15
1201 Day 12	L23422-23	23-MAY-15
1202 Day 12	L23422-24	23-MAY-15
101 Day 13	L23423-1	24-MAY-15
102 Day 13	L23423-2	24-MAY-15
201 Day 13	L23423-3	24-MAY-15
202 Day 13	L23423-4	24-MAY-15
301 Day 13	L23423-5	24-MAY-15
302 Day 13	L23423-6	24-MAY-15
401 Day 13	L23423-7	24-MAY-15
402 Day 13	L23423-8	24-MAY-15

4765

M. Wilman
29-MAY-15 10:00

501 Day 13	L23423-9	24-MAY-15
502 Day 13	L23423-10	24-MAY-15
601 Day 13	L23423-11	24-MAY-15
602 Day 13	L23423-12	24-MAY-15
701 Day 13	L23423-13	24-MAY-15
702 Day 13	L23423-14	24-MAY-15
801 Day 13	L23423-15	24-MAY-15
802 Day 13	L23423-16	24-MAY-15
901 Day 13	L23423-17	24-MAY-15
902 Day 13	L23423-18	24-MAY-15
1001 Day 13	L23423-19	24-MAY-15
1002 Day 13	L23423-20	24-MAY-15
1101 Day 13	L23423-21	24-MAY-15
1102 Day 13	L23423-22	24-MAY-15
1201 Day 13	L23423-23	24-MAY-15
1202 Day 13	L23423-24	24-MAY-15

M. Wilman
29 MAY 15 10:00

Sex	P	Animal	Group	Day	Date	# of Vials	Urine Volume (mL)
F	031705	101	1	Day 2	13/05/2015	1	4.5
F	031705	102	1	Day 2	13/05/2015	1	11.5
F	031705	201	2	Day 2	13/05/2015	1	3.5
F	031705	202	2	Day 2	13/05/2015	1	9.5
F	031705	301	3	Day 2	13/05/2015	1	3.5
F	031705	302	3	Day 2	13/05/2015	1	3.5
F	031705	401	4	Day 2	13/05/2015	1	2.6
F	031705	402	4	Day 2	13/05/2015	1	4.4
F	031705	501	5	Day 2	13/05/2015	1	4.1
F	031705	502	5	Day 2	13/05/2015	1	4.5
F	031705	601	6	Day 2	13/05/2015	1	4.4
F	031705	602	6	Day 2	13/05/2015	1	3.1
F	031705	701	7	Day 2	13/05/2015	1	3.7
F	031705	702	7	Day 2	13/05/2015	1	3.2
F	031705	801	8	Day 2	13/05/2015	1	8.2
F	031705	802	8	Day 2	13/05/2015	1	6.0
F	031705	901	9	Day 2	13/05/2015	1	3.8
F	031705	902	9	Day 2	13/05/2015	1	3.5
F	031705	1001	10	Day 2	13/05/2015	2	20.0
F	031705	1002	10	Day 2	13/05/2015	1	10.5
F	031705	1101	11	Day 2	13/05/2015	1	7.0
F	031705	1102	11	Day 2	13/05/2015	1	2.0
F	031705	1201	12	Day 2	13/05/2015	1	5.2
F	031705	1202	12	Day 2	13/05/2015	1	4.5
F	031705	101	1	Day 3	14/05/2015	1	6.5
F	031705	102	1	Day 3	14/05/2015	1	30.0
F	031705	201	2	Day 3	14/05/2015	1	5.0
F	031705	202	2	Day 3	14/05/2015	1	5.8
F	031705	301	3	Day 3	14/05/2015	1	2.2
F	031705	302	3	Day 3	14/05/2015	1	4.4
F	031705	401	4	Day 3	14/05/2015	1	4.0
F	031705	402	4	Day 3	14/05/2015	1	8.4
F	031705	501	5	Day 3	14/05/2015	1	5.5
F	031705	502	5	Day 3	14/05/2015	1	13.2
F	031705	601	6	Day 3	14/05/2015	1	5.0
F	031705	602	6	Day 3	14/05/2015	1	6.6
F	031705	701	7	Day 3	14/05/2015	1	5.0
F	031705	702	7	Day 3	14/05/2015	1	7.0
F	031705	801	8	Day 3	14/05/2015	1	14.0
F	031705	802	8	Day 3	14/05/2015	1	26.0
F	031705	901	9	Day 3	14/05/2015	1	4.0
F	031705	902	9	Day 3	14/05/2015	1	3.8
F	031705	1001	10	Day 3	14/05/2015	1	34.0
F	031705	1002	10	Day 3	14/05/2015	1	11.5
F	031705	1101	11	Day 3	14/05/2015	1	4.6
F	031705	1102	11	Day 3	14/05/2015	1	4.6
F	031705	1201	12	Day 3	14/05/2015	1	4.6
F	031705	1202	12	Day 3	14/05/2015	1	27.5

F	031705	101	1	Day 4	15/05/2015	1	10.8
F	031705	102	1	Day 4	15/05/2015	1	11.5
F	031705	201	2	Day 4	15/05/2015	1	3.6
F	031705	202	2	Day 4	15/05/2015	2	17.0
F	031705	301	3	Day 4	15/05/2015	1	4.5
F	031705	302	3	Day 4	15/05/2015	1	5.5
F	031705	401	4	Day 4	15/05/2015	1	4.9
F	031705	402	4	Day 4	15/05/2015	1	9.4
F	031705	501	5	Day 4	15/05/2015	1	9.0
F	031705	502	5	Day 4	15/05/2015	1	5.5
F	031705	601	6	Day 4	15/05/2015	1	4.4
F	031705	602	6	Day 4	15/05/2015	1	7.6
F	031705	701	7	Day 4	15/05/2015	1	6.5
F	031705	702	7	Day 4	15/05/2015	1	9.0
F	031705	801	8	Day 4	15/05/2015	1	10.6
F	031705	802	8	Day 4	15/05/2015	1	5.9
F	031705	901	9	Day 4	15/05/2015	1	3.5
F	031705	902	9	Day 4	15/05/2015	1	3.2
F	031705	1001	10	Day 4	15/05/2015	2	23.9
F	031705	1002	10	Day 4	15/05/2015	1	7.5
F	031705	1101	11	Day 4	15/05/2015	1	5.0
F	031705	1102	11	Day 4	15/05/2015	1	4.9
F	031705	1201	12	Day 4	15/05/2015	1	8.4
F	031705	1202	12	Day 4	15/05/2015	1	5.8
F	031705	101	1	Day 5	16/05/2015	2	19.0
F	031705	102	1	Day 5	16/05/2015	3	39.5
F	031705	201	2	Day 5	16/05/2015	1	2.0
F	031705	202	2	Day 5	16/05/2015	3	38.1
F	031705	301	3	Day 5	16/05/2015	1	15.0
F	031705	302	3	Day 5	16/05/2015	1	6.9
F	031705	401	4	Day 5	16/05/2015	1	12.8
F	031705	402	4	Day 5	16/05/2015	1	14.3
F	031705	501	5	Day 5	16/05/2015	1	9.0
F	031705	502	5	Day 5	16/05/2015	1	9.4
F	031705	601	6	Day 5	16/05/2015	1	7.5
F	031705	602	6	Day 5	16/05/2015	1	8.1
F	031705	701	7	Day 5	16/05/2015	1	10.4
F	031705	702	7	Day 5	16/05/2015	1	8.8
F	031705	801	8	Day 5	16/05/2015	2	16.5
F	031705	802	8	Day 5	16/05/2015	2	23.0
F	031705	901	9	Day 5	16/05/2015	1	8.4
F	031705	902	9	Day 5	16/05/2015	1	3.9
F	031705	1001	10	Day 5	16/05/2015	3	43.8
F	031705	1002	10	Day 5	16/05/2015	2	20.0
F	031705	1101	11	Day 5	16/05/2015	1	7.4
F	031705	1102	11	Day 5	16/05/2015	1	5.3
F	031705	1201	12	Day 5	16/05/2015	1	7.5
F	031705	1202	12	Day 5	16/05/2015	1	15.0
F	031705	101	1	Day 6	17/05/2015	1	5.5
F	031705	102	1	Day 6	17/05/2015	1	3.7
F	031705	201	2	Day 6	17/05/2015	1	4.0

F	031705	202	2	Day 6	17/05/2015	1	4.2
F	031705	301	3	Day 6	17/05/2015	1	4.8
F	031705	302	3	Day 6	17/05/2015	1	3.5
F	031705	401	4	Day 6	17/05/2015	1	3.1
F	031705	402	4	Day 6	17/05/2015	1	4.0
F	031705	501	5	Day 6	17/05/2015	1	4.4
F	031705	502	5	Day 6	17/05/2015	1	4.7
F	031705	601	6	Day 6	17/05/2015	1	3.5
F	031705	602	6	Day 6	17/05/2015	1	4.1
F	031705	701	7	Day 6	17/05/2015	1	4.9
F	031705	702	7	Day 6	17/05/2015	1	4.0
F	031705	801	8	Day 6	17/05/2015	1	5.2
F	031705	802	8	Day 6	17/05/2015	1	3.9
F	031705	901	9	Day 6	17/05/2015	1	2.8
F	031705	902	9	Day 6	17/05/2015	1	3.9
F	031705	1001	10	Day 6	17/05/2015	1	4.1
F	031705	1002	10	Day 6	17/05/2015	1	2.5
F	031705	1101	11	Day 6	17/05/2015	1	3.9
F	031705	1102	11	Day 6	17/05/2015	1	4.0
F	031705	1201	12	Day 6	17/05/2015	1	4.0
F	031705	1202	12	Day 6	17/05/2015	1	4.5
F	031705	101	1	Day 9	20/05/2015	1	14.6
F	031705	102	1	Day 9	20/05/2015	1	14.4
F	031705	201	2	Day 9	20/05/2015	1	5.2
F	031705	202	2	Day 9	20/05/2015	1	14.5
F	031705	301	3	Day 9	20/05/2015	1	11.3
F	031705	302	3	Day 9	20/05/2015	1	6.9
F	031705	401	4	Day 9	20/05/2015	1	4.4
F	031705	402	4	Day 9	20/05/2015	1	10.8
F	031705	501	5	Day 9	20/05/2015	1	4.6
F	031705	502	5	Day 9	20/05/2015	1	9.0
F	031705	601	6	Day 9	20/05/2015	1	4.5
F	031705	602	6	Day 9	20/05/2015	1	12.9
F	031705	701	7	Day 9	20/05/2015	1	12.8
F	031705	702	7	Day 9	20/05/2015	1	6.9
F	031705	801	8	Day 9	20/05/2015	1	8.0
F	031705	802	8	Day 9	20/05/2015	1	1.0
F	031705	901	9	Day 9	20/05/2015	1	8.5
F	031705	902	9	Day 9	20/05/2015	1	6.4
F	031705	1001	10	Day 9	20/05/2015	3	42.2
F	031705	1002	10	Day 9	20/05/2015	1	9.0
F	031705	1101	11	Day 9	20/05/2015	1	6.0
F	031705	1102	11	Day 9	20/05/2015	1	6.0
F	031705	1201	12	Day 9	20/05/2015	1	8.2
F	031705	1202	12	Day 9	20/05/2015	1	11.9
F	031705	101	1	Day 10	21/05/2015	1	9.4
F	031705	102	1	Day 10	21/05/2015	1	9.0
F	031705	201	2	Day 10	21/05/2015	1	8.7
F	031705	202	2	Day 10	21/05/2015	1	3.8
F	031705	301	3	Day 10	21/05/2015	1	15.0
F	031705	302	3	Day 10	21/05/2015	1	8.6

F	031705	401	4	Day 10	21/05/2015	1	3.6
F	031705	402	4	Day 10	21/05/2015	1	12.5
F	031705	501	5	Day 10	21/05/2015	1	8.9
F	031705	502	5	Day 10	21/05/2015	1	11.8
F	031705	601	6	Day 10	21/05/2015	1	7.4
F	031705	602	6	Day 10	21/05/2015	1	10.8
F	031705	701	7	Day 10	21/05/2015	1	10.4
F	031705	702	7	Day 10	21/05/2015	1	10.5
F	031705	801	8	Day 10	21/05/2015	1	6.0
F	031705	802	8	Day 10	21/05/2015	2	20.0
F	031705	901	9	Day 10	21/05/2015	1	8.1
F	031705	902	9	Day 10	21/05/2015	1	6.9
F	031705	1001	10	Day 10	21/05/2015	2	29.5
F	031705	1002	10	Day 10	21/05/2015	2	20.8
F	031705	1101	11	Day 10	21/05/2015	1	3.5
F	031705	1102	11	Day 10	21/05/2015	1	5.4
F	031705	1201	12	Day 10	21/05/2015	1	7.9
F	031705	1202	12	Day 10	21/05/2015	1	15.0
F	031705	101	1	Day 11	22/05/2015	1	5.5
F	031705	102	1	Day 11	22/05/2015	1	3.5
F	031705	201	2	Day 11	22/05/2015	1	4.0
F	031705	202	2	Day 11	22/05/2015	2	14.5
F	031705	301	3	Day 11	22/05/2015	1	8.5
F	031705	302	3	Day 11	22/05/2015	1	3.0
F	031705	401	4	Day 11	22/05/2015	1	4.0
F	031705	402	4	Day 11	22/05/2015	1	5.9
F	031705	501	5	Day 11	22/05/2015	1	3.6
F	031705	502	5	Day 11	22/05/2015	1	6.0
F	031705	601	6	Day 11	22/05/2015	1	5.1
F	031705	602	6	Day 11	22/05/2015	1	5.0
F	031705	701	7	Day 11	22/05/2015	1	4.6
F	031705	702	7	Day 11	22/05/2015	1	5.1
F	031705	801	8	Day 11	22/05/2015	1	4.9
F	031705	802	8	Day 11	22/05/2015	1	6.3
F	031705	901	9	Day 11	22/05/2015	1	3.9
F	031705	902	9	Day 11	22/05/2015	1	4.5
F	031705	1001	10	Day 11	22/05/2015	1	4.2
F	031705	1002	10	Day 11	22/05/2015	1	1.0
F	031705	1101	11	Day 11	22/05/2015	1	3.5
F	031705	1102	11	Day 11	22/05/2015	1	4.3
F	031705	1201	12	Day 11	22/05/2015	1	5.9
F	031705	1202	12	Day 11	22/05/2015	1	4.8
F	031705	101	1	Day 12	23/05/2015	1	5.5
F	031705	102	1	Day 12	23/05/2015	1	5.4
F	031705	201	2	Day 12	23/05/2015	1	5.8
F	031705	202	2	Day 12	23/05/2015	1	6.0
F	031705	301	3	Day 12	23/05/2015	1	5.0
F	031705	302	3	Day 12	23/05/2015	1	2.5
F	031705	401	4	Day 12	23/05/2015	1	3.2
F	031705	402	4	Day 12	23/05/2015	1	7.0
F	031705	501	5	Day 12	23/05/2015	1	2.3

F	031705	502	5	Day 12	23/05/2015	1	6.4
F	031705	601	6	Day 12	23/05/2015	1	7.0
F	031705	602	6	Day 12	23/05/2015	1	6.0
F	031705	701	7	Day 12	23/05/2015	1	6.0
F	031705	702	7	Day 12	23/05/2015	1	5.6
F	031705	801	8	Day 12	23/05/2015	1	8.3
F	031705	802	8	Day 12	23/05/2015	1	7.4
F	031705	901	9	Day 12	23/05/2015	1	3.9
F	031705	902	9	Day 12	23/05/2015	1	5.2
F	031705	1001	10	Day 12	23/05/2015	1	6.0
F	031705	1002	10	Day 12	23/05/2015	1	4.9
F	031705	1101	11	Day 12	23/05/2015	1	3.5
F	031705	1102	11	Day 12	23/05/2015	1	4.0
F	031705	1201	12	Day 12	23/05/2015	1	6.5
F	031705	1202	12	Day 12	23/05/2015	1	5.5
F	031705	101	1	Day 13	24/05/2015	1	4.8
F	031705	102	1	Day 13	24/05/2015	1	4.5
F	031705	201	2	Day 13	24/05/2015	1	4.0
F	031705	202	2	Day 13	24/05/2015	1	4.9
F	031705	301	3	Day 13	24/05/2015	1	3.7
F	031705	302	3	Day 13	24/05/2015	1	5.2
F	031705	401	4	Day 13	24/05/2015	1	4.5
F	031705	402	4	Day 13	24/05/2015	1	6.0
F	031705	501	5	Day 13	24/05/2015	1	3.0
F	031705	502	5	Day 13	24/05/2015	1	5.7
F	031705	601	6	Day 13	24/05/2015	1	4.8
F	031705	602	6	Day 13	24/05/2015	1	5.5
F	031705	701	7	Day 13	24/05/2015	1	4.5
F	031705	702	7	Day 13	24/05/2015	1	5.9
F	031705	801	8	Day 13	24/05/2015	1	7.5
F	031705	802	8	Day 13	24/05/2015	1	8.5
F	031705	901	9	Day 13	24/05/2015	1	3.5
F	031705	902	9	Day 13	24/05/2015	1	5.4
F	031705	1001	10	Day 13	24/05/2015	1	4.6
F	031705	1002	10	Day 13	24/05/2015	1	4.0
F	031705	1101	11	Day 13	24/05/2015	1	5.0
F	031705	1102	11	Day 13	24/05/2015	1	3.0
F	031705	1201	12	Day 13	24/05/2015	1	6.6
F	031705	1202	12	Day 13	24/05/2015	1	4.0

www.axysanalytical.com

ACE
A DIVISION OF ALL-CAN EXPRESS LTD.

WARNING: THIS SHIPMENT IS NOT COVERED BY LIABILITY INSURANCE FOR DELAYED DELIVERY, LOSS OF MARKET, OR PENALTY EXPENSE DUE TO LATE RECEIPT.

① DATE May 26

FORWARDING BILL OF LADING # A1518322

CONSIGNEE'S COPY

SHIPPER - SEE REVERSE SIDE FOR TERMS & CONDITIONS

② SHIPPER ④ PREPAID

③ Ricerca Biosciences

POSTAL CODE

CONSIGNEE # ⑤ COLLECT

⑥ AXYS

POSTAL CODE

⑦ SHIPPER'S SIGNATURE ⑧ TIME

CONSIGNEE'S SIGNATURE DATE TIME

PLEASE PRINT NAME Megan Wilman

DELIVERY CHARGE

PIECES ⑨ DESCRIPTION / CONTENTS ⑩ WEIGHT ⑪

C.O.D. AMOUNT

⑫ SERVICE INSTRUCTIONS/DESCRIPTION Job # 9135

CONNECTING CARRIER OR C.O.D. FEE

⑬ CITY MESSENGER
- ☐ REGULAR (OVERNITE) (T/C)
- ☐ EXPEDITE (S.D.S.)
- ☐ RUSH
- ☐ DIRECT (HOT SHOT)

⑭ COURIER - INTER CITY

	GROUND	AIR
	☐ REGULAR	☐ REGULAR
	☐ EXPEDITE (S.D.S.)	☐ EXPEDITE (S.D.S.)
	☐ DIRECT (HOT SHOT)	☐ NEXT FLIGHT OUT

⑮ VALUE OF SHIPMENT

P/U DRIVER DETAIL

DRIVER DATE

NUMBER TIME

⑯ EXTRA INSURANCE ☐ YES ☐ NO

F.S.C.

H.S.T.

G.S.T.

D/O DRIVER DETAIL TOTAL

*RECEIVED: THE PROPERTY LISTED ABOVE (WHICH LIST IS A PART HEREOF) IN APPARENT GOOD ORDER, EXCEPT AS NOTED.

* Extra Insurance 3% of declared value.

World Courier®

AmerisourceBergen

World Courier Inc.
1313 Fourth Avenue
New Hyde Park, NY 11040-5541
1-800-223-4461
Fax 516-354-2644 / 516-354-2637
www.worldcourier.com

NON - NEGOTIABLE WAYBILL

4765 100603046

100603046

ACCOUNT #:	BILLING REFERENCE:	REC'D BY WC (NAME):	P/U TIME:	P/U DATE:
15305	JOB# 9135 / MSO# 31248	N. I. Bowers	13:06	05-26-2015

FROM (SHIPPER)

RICERCA BIOSCIENCES, LLC
7528 AUBURN ROAD
CONCORD, OH 44077
USA

TO (CONSIGNEE)

MILLION WOODNEH
AXYS ANALYTICAL SERVICES, LTD
2045 MILLS ROAD, WEST
SIDNEY, BC
CANADA, V8L 5X2
TEL: 205-655-5837

SHIPMENT INFORMATION

FULL DESCRIPTION OF CONTENTS:
336 TUBES (6mL/TUBE) = 2016 mL TOTAL VOLUME
MOUSE URINE
NON-INFECTIOUS, NON-HAZARDOUS

SPECIAL HANDLING:
SHIP ON DRY ICE

NO. OF PCS.	WEIGHT		DIMENSIONS:		DOES THIS SHIPMENT CONTAIN DANGEROUS GOODS?
1	94	☐ KGS ☒ LBS	24 x 18 x 18	☐ CM ☒ IN	☐ NO ☐ YES (Per attached shipper's declaration) ☒ YES (Shipper's declaration not required)

COUNTRY OF ORIGIN:	DECLARED VALUE FOR CUSTOMS:	DECLARED VALUE FOR CARRIAGE:	CHECK IF SURCHARGE ELECTED:
USA	5	—	☐

PLEASE SEE REVERSE SIDE FOR SUMMARY CONDITIONS OF CARRIAGE. By tendering this shipment to World Courier, shipper agrees to the Conditions described therein. **WORLD COURIER'S LIABILITY IS LIMITED.** Liability for loss, damage, or delay of this shipment is limited to the greater of 19 Special Drawing Rights per kilogram of this shipment or US$150. This shipment may also be subject to the liability limitations established by the Montreal Convention and other international conventions. Liability may be increased if shipper states in this waybill a declared value for carriage higher than the liability limitations that would otherwise apply and pays the surcharge quoted by World Courier. Under no circumstances shall World Courier be liable for special, punitive, consequential, indirect, or incidental damages or losses. AS PER TSA REGULATIONS SHIPPER AGREES TO THE INSPECTION OF THIS SHIPMENT. PLEASE SEE REVERSE SIDE FOR CONDITIONS OF CARRIAGE.

WARNING: These commodities, technology or software were exported from the United States in accordance with the Export Administration Regulations. Diversion contrary to U.S. Law prohibited.

PRINT NAME OF SHIPPER OR SHIPPER'S AGENT:	DATE:	PRINT NAME OF CONSIGNEE OR CONSIGNEE'S AGENT:	DATE:
WILLIAM CONTENZA	5-26-2015	M. WILMAN	
SIGNATURE OF SHIPPER OR SHIPPER'S AGENT:	**TIME:**	**SIGNATURE OF CONSIGNEE OR CONSIGNEE'S AGENT:**	**TIME:**
William Contenza	1306	X M. Wilman	

COPY 5 DESTINATION-OFFICE COPY COPY 5 WCH 2013 USA

AXYS Analytical Services Ltd
SAMPLE RECEIVING RECORD

Waybill : (Yes) /No — Waybill #: 100603046
Date Shipped: 26-MAY-15 — Date /Time Received: 29-MAY-15 10:00
AXYS Client & Contract # 4765-ARCADIS - FOSTER AFB
Project Number: — Receipt No: WB18389
Login Number:
Received By: IHARDER — Log in by: I. HARDER — Signature: [signature]
Axys Sample ID's: L23367-1 to 24, L23368-1 to 24 L23414-1 to 24 L23415-1 to 24
Matrix Type: Serums L23416-1 to 24 L23417-1 to 24 L23418-1 to 24 L23419-1 to 24
Condition of Shipping Container: Intact L23420-1 to 24 L23421-1 to 24 L23422-1 to 23
Temperature upon Receipt: -50 Celcius — Shipped on dry ice, lots left — Thermometer ID: 3437
L23422-1 to 24 Corrected Temperature: -49.7 Celcius

Custody Seals: Shipping Containers Yes (No) Intact Yes /No Seal Numbers Yes /No
Samples Yes (No) Intact Yes /No Seal Numbers Yes /No

Chain of Custody or Documents:	(Yes) /No	Tracking Report /Packing List:	Yes (No)
Sample ID's	(Yes) /No	Sample Tag Numbers	Yes (No)
Collection Location	(Yes) /No	Sample Type	(Yes) /No
Date & Time Collection	(Yes) /No	Preservative Added	Yes (No)
Collector's Name	Yes (No)	Preservation Requested	Yes (No)

Sample Tags	Yes (No)		
Sample Labels	(Yes) /No		
Sample Labels Cross Referenced to COC	(Yes) /No	Information Agrees	(Yes) /No
Sample Tags Cross Referenced to Sample Labels	Yes /No	Information Agrees	Yes /No
Sample Tags Cross Referenced to COC	Yes /No	Information Agrees	Yes /No

Comments:
Sample IDs logged in as per PM's instructions

Action Taken:

AXYS

AXYS Analytical Services Ltd.

Login Chain of Custody Report (In01)

Jul. 07, 2015
04:03 PM

Login Number: L23367
Account: 4765 ARCADIS - FOSTER AFB
Project: 06262044.0000

Axys ID versus Client Sample Identification		Received	Due	PR
L23367-1		29-MAY-15		
	Storage: -80, Freezer P			
101 Day 7/8				
18-MAY-15 00:00	Project #: 06262044.0000			
	Description: 19-MAY-15			
Comments: Day 7/8 Volume (mL): 20.0/ 7.4				
Urine	COMPOSITE	:		USD
Urine	MP905	:		USD
EDataDeliv	OH-PAH EDD	:		USD
Data Package	OH-PAH PKG	:		USD
ANY	SAMPLE RECEIPT	3	: 15 mL vial plastic	USD
L23367-2		29-MAY-15		
	Storage: -80, Freezer P			
102 Day 7/8				
18-MAY-15 00:00	Project #: 06262044.0000			
	Description: 19-MAY-15			
Comments: Day 7/8 Volume (mL): 4.6/ 6.0				
Urine	COMPOSITE	:		USD
Urine	MP905	:		USD
EDataDeliv	OH-PAH EDD	:		USD
Data Package	OH-PAH PKG	:		USD
ANY	SAMPLE RECEIPT	2	: 15 mL vial plastic	USD
L23367-3		29-MAY-15		
	Storage: -80, Freezer P			
201 Day 7/8				
18-MAY-15 00:00	Project #: 06262044.0000			
	Description: 19-MAY-15			
Comments: Day 7/8 Volume (mL): 5.0/ 5.0				
Urine	COMPOSITE	:		USD
Urine	MP905	:		USD
EDataDeliv	OH-PAH EDD	:		USD
Data Package	OH-PAH PKG	:		USD
ANY	SAMPLE RECEIPT	2	: 15 mL vial plastic	USD
L23367-4		29-MAY-15		
	Storage: -80, Freezer P			
202 Day 7/8				
18-MAY-15 00:00	Project #: 06262044.0000			
	Description: 19-MAY-15			
Comments: Day 7/8 Volume (mL): 4.5/ 5.5				
Urine	COMPOSITE	:		USD
Urine	MP905	:		USD
EDataDeliv	OH-PAH EDD	:		USD
Data Package	OH-PAH PKG	:		USD
ANY	SAMPLE RECEIPT	2	: 15 mL vial plastic	USD

AXYS

AXYS Analytical Services Ltd.

Login Chain of Custody Report (In01)

Jul. 07, 2015
04:03 PM

Login Number: L23367
Account: 4765 ARCADIS - FOSTER AFB
Project: 06262044.0000

Axys ID versus Client Sample Identification		Received	Due	PR
L23367-5		29-MAY-15		
	Storage: -80, Freezer P			
301 Day 7/8				
18-MAY-15 00:00	Project #: 06262044.0000			
	Description: 19-MAY-15			
Comments: Day 7/8 Volume (mL): 3.4/ 4.3				
Urine	COMPOSITE	:		USD
Urine	MP905	:		USD
EDataDeliv	OH-PAH EDD	:		USD
Data Package	OH-PAH PKG	:		USD
ANY	SAMPLE RECEIPT	2	: 15 mL vial plastic	USD
L23367-6		29-MAY-15		
	Storage: -80, Freezer P			
302 Day 7/8				
18-MAY-15 00:00	Project #: 06262044.0000			
	Description: 19-MAY-15			
Comments: Day 7/8 Volume (mL): 4.0/ 3.1				
Urine	COMPOSITE	:		USD
Urine	MP905	:		USD
EDataDeliv	OH-PAH EDD	:		USD
Data Package	OH-PAH PKG	:		USD
ANY	SAMPLE RECEIPT	2	: 15 mL vial plastic	USD
L23367-7		29-MAY-15		
	Storage: -80, Freezer P			
401 Day 7/8				
18-MAY-15 00:00	Project #: 06262044.0000			
	Description: 19-MAY-15			
Comments: Day 7/8 Volume (mL): 4.8/ 3.5				
Urine	COMPOSITE	:		USD
Urine	MP905	:		USD
EDataDeliv	OH-PAH EDD	:		USD
Data Package	OH-PAH PKG	:		USD
ANY	SAMPLE RECEIPT	2	: 15 mL vial plastic	USD
L23367-8		29-MAY-15		
	Storage: -80, Freezer P			
402 Day 7/8				
18-MAY-15 00:00	Project #: 06262044.0000			
	Description: 19-MAY-15			
Comments: Day 7/8 Volume (mL): 5.5/ 7.1				
Urine	COMPOSITE	:		USD
Urine	MP905	:		USD
EDataDeliv	OH-PAH EDD	:		USD
Data Package	OH-PAH PKG	:		USD
ANY	SAMPLE RECEIPT	2	: 15 mL vial plastic	USD

AXYS

AXYS Analytical Services Ltd.

Login Chain of Custody Report (In01)

Jul. 07, 2015
04:03 PM

Login Number: L23367
Account: 4765 ARCADIS - FOSTER AFB
Project: 06262044.0000

Axys ID versus Client Sample Identification		Received	Due	PR
L23367-9		29-MAY-15		
	Storage: -80, Freezer P			
501 Day 7/8				
18-MAY-15 00:00	Project #: 06262044.0000			
	Description: 19-MAY-15			
Comments: Day 7/8 Volume (mL): 3.5/ 5.5				
Urine	COMPOSITE	:		USD
Urine	MP905	:		USD
EDataDeliv	OH-PAH EDD	:		USD
Data Package	OH-PAH PKG	:		USD
ANY	SAMPLE RECEIPT	2	: 15 mL vial plastic	USD
L23367-10		29-MAY-15		
	Storage: -80, Freezer P			
502 Day 7/8				
18-MAY-15 00:00	Project #: 06262044.0000			
	Description: 19-MAY-15			
Comments: Day 7/8 Volume (mL): 9.6/ 5.5				
Urine	COMPOSITE	:		USD
Urine	MP905	:		USD
EDataDeliv	OH-PAH EDD	:		USD
Data Package	OH-PAH PKG	:		USD
ANY	SAMPLE RECEIPT	2	: 15 mL vial plastic	USD
L23367-11		29-MAY-15		
	Storage: -80, Freezer P			
601 Day 7/8				
18-MAY-15 00:00	Project #: 06262044.0000			
	Description: 19-MAY-15			
Comments: Day 7/8 Volume (mL): 5.1/ 5.9				
Urine	COMPOSITE	:		USD
Urine	MP905	:		USD
EDataDeliv	OH-PAH EDD	:		USD
Data Package	OH-PAH PKG	:		USD
ANY	SAMPLE RECEIPT	2	: 15 mL vial plastic	USD
L23367-12		29-MAY-15		
	Storage: -80, Freezer P			
602 Day 7/8				
18-MAY-15 00:00	Project #: 06262044.0000			
	Description: 19-MAY-15			
Comments: Day 7/8 Volume (mL): 4.0/ 4.5				
Urine	COMPOSITE	:		USD
Urine	MP905	:		USD
EDataDeliv	OH-PAH EDD	:		USD
Data Package	OH-PAH PKG	:		USD
ANY	SAMPLE RECEIPT	2	: 15 mL vial plastic	USD

AXYS

AXYS Analytical Services Ltd.

Login Chain of Custody Report (In01)

Jul. 07, 2015
04:03 PM

Login Number: L23367
Account: 4765 ARCADIS - FOSTER AFB
Project: 06262044.0000

Axys ID versus Client Sample Identification		Received	Due	PR
L23367-13		29-MAY-15		
	Storage: -80, Freezer P			
701 Day 7/8				
18-MAY-15 00:00	Project #: 06262044.0000			
	Description: 19-MAY-15			
Comments: Day 7/8 Volume (mL): 5.1/ 5.5				
Urine	COMPOSITE	:		USD
Urine	MP905	:		USD
EDataDeliv	OH-PAH EDD	:		USD
Data Package	OH-PAH PKG	:		USD
ANY	SAMPLE RECEIPT	2	: 15 mL vial plastic	USD
L23367-14		29-MAY-15		
	Storage: -80, Freezer P			
702 Day 7/8				
18-MAY-15 00:00	Project #: 06262044.0000			
	Description: 19-MAY-15			
Comments: Day 7/8 Volume (mL): 5.2/ 4.8				
Urine	COMPOSITE	:		USD
Urine	MP905	:		USD
EDataDeliv	OH-PAH EDD	:		USD
Data Package	OH-PAH PKG	:		USD
ANY	SAMPLE RECEIPT	2	: 15 mL vial plastic	USD
L23367-15		29-MAY-15		
	Storage: -80, Freezer P			
801 Day 7/8				
18-MAY-15 00:00	Project #: 06262044.0000			
	Description: 19-MAY-15			
Comments: Day 7/8 Volume (mL): 5.7/ 7.4				
Urine	COMPOSITE	:		USD
Urine	MP905	:		USD
EDataDeliv	OH-PAH EDD	:		USD
Data Package	OH-PAH PKG	:		USD
ANY	SAMPLE RECEIPT	2	: 15 mL vial plastic	USD
L23367-16		29-MAY-15		
	Storage: -80, Freezer P			
802 Day 7/8				
18-MAY-15 00:00	Project #: 06262044.0000			
	Description: 19-MAY-15			
Comments: Day 7/8 Volume (mL): 5.9/ 8.0				
Urine	COMPOSITE	:		USD
Urine	MP905	:		USD
EDataDeliv	OH-PAH EDD	:		USD
Data Package	OH-PAH PKG	:		USD
ANY	SAMPLE RECEIPT	2	: 15 mL vial plastic	USD

AXYS

AXYS Analytical Services Ltd.

Login Chain of Custody Report (ln01)

Jul. 07, 2015
04:03 PM

Login Number: L23367
Account: 4765 ARCADIS - FOSTER AFB
Project: 06262044.0000

Axys ID versus Client Sample Identification		**Received**	**Due**	**PR**
L23367-17		29-MAY-15		
	Storage: -80, Freezer P			
901 Day 7/8				
18-MAY-15 00:00	Project #: 06262044.0000			
	Description: 19-MAY-15			
Comments: Day 7/8 Volume (mL): 4.0/ 4.1				
Urine	COMPOSITE	:		USD
Urine	MP905	:		USD
EDataDeliv	OH-PAH EDD	:		USD
Data Package	OH-PAH PKG	:		USD
ANY	SAMPLE RECEIPT	2	: 15 mL vial plastic	USD
L23367-18		29-MAY-15		
	Storage: -80, Freezer P			
902 Day 7/8				
18-MAY-15 00:00	Project #: 06262044.0000			
	Description: 19-MAY-15			
Comments: Day 7/8 Volume (mL): 5.0/ 4.5				
Urine	COMPOSITE	:		USD
Urine	MP905	:		USD
EDataDeliv	OH-PAH EDD	:		USD
Data Package	OH-PAH PKG	:		USD
ANY	SAMPLE RECEIPT	2	: 15 mL vial plastic	USD
L23367-19		29-MAY-15		
	Storage: -80, Freezer P			
1001 Day 7/8				
18-MAY-15 00:00	Project #: 06262044.0000			
	Description: 19-MAY-15			
Comments: Day 7/8 Volume (mL): 5.4/ 6.3				
Urine	COMPOSITE	:		USD
Urine	MP905	:		USD
EDataDeliv	OH-PAH EDD	:		USD
Data Package	OH-PAH PKG	:		USD
ANY	SAMPLE RECEIPT	2	: 15 mL vial plastic	USD
L23367-20		29-MAY-15		
	Storage: -80, Freezer P			
1002 Day 7/8				
18-MAY-15 00:00	Project #: 06262044.0000			
	Description: 19-MAY-15			
Comments: Day 7/8 Volume (mL): 3.6/ 4.0				
Urine	COMPOSITE	:		USD
Urine	MP905	:		USD
EDataDeliv	OH-PAH EDD	:		USD
Data Package	OH-PAH PKG	:		USD
ANY	SAMPLE RECEIPT	2	: 15 mL vial plastic	USD

AXYS

AXYS Analytical Services Ltd.

Login Chain of Custody Report (In01)

Jul. 07, 2015
04:03 PM

Login Number: L23367
Account: 4765 ARCADIS - FOSTER AFB
Project: 06262044.0000

Axys ID versus Client Sample Identification		Received	Due	PR
L23367-21		29-MAY-15		
	Storage: -80, Freezer P			
1101 Day 7/8				
18-MAY-15 00:00	Project #: 06262044.0000			
	Description: 19-MAY-15			
Comments: Day 7/8 Volume (mL): 4.5/ 5.3				
Urine	COMPOSITE	:		USD
Urine	MP905	:		USD
EDataDeliv	OH-PAH EDD	:		USD
Data Package	OH-PAH PKG	:		USD
ANY	SAMPLE RECEIPT	2	: 15 mL vial plastic	USD
L23367-22		29-MAY-15		
	Storage: -80, Freezer P			
1102 Day 7/8				
18-MAY-15 00:00	Project #: 06262044.0000			
	Description: 19-MAY-15			
Comments: Day 7/8 Volume (mL): 5.0/ 5.5				
Urine	COMPOSITE	:		USD
Urine	MP905	:		USD
EDataDeliv	OH-PAH EDD	:		USD
Data Package	OH-PAH PKG	:		USD
ANY	SAMPLE RECEIPT	2	: 15 mL vial plastic	USD
L23367-23		29-MAY-15		
	Storage: -80, Freezer P			
1201 Day 7/8				
18-MAY-15 00:00	Project #: 06262044.0000			
	Description: 19-MAY-15			
Comments: Day 7/8 Volume (mL): 6.0/ 5.0				
Urine	COMPOSITE	:		USD
Urine	MP905	:		USD
EDataDeliv	OH-PAH EDD	:		USD
Data Package	OH-PAH PKG	:		USD
ANY	SAMPLE RECEIPT	2	: 15 mL vial plastic	USD
L23367-24		29-MAY-15		
	Storage: -80, Freezer P			
1202 Day 7/8				
18-MAY-15 00:00	Project #: 06262044.0000			
	Description: 19-MAY-15			
Comments: Day 7/8 Volume (mL): 5.0/ 5.4				
Urine	COMPOSITE	:		USD
Urine	MP905	:		USD
EDataDeliv	OH-PAH EDD	:		USD
Data Package	OH-PAH PKG	:		USD
ANY	SAMPLE RECEIPT	2	: 15 mL vial plastic	USD

AXYS

AXYS Analytical Services Ltd.

Login Chain of Custody Report (ln01)

Jul. 07, 2015
04:03 PM

Login Number: L23368
Account: 4765 ARCADIS - FOSTER AFB
Project: 06262044.0000

Axys ID versus Client Sample Identification		Received	Due	PR
L23368-1		29-MAY-15		
	Storage: -80, Freezer P			
101 Day 14/15				
25-MAY-15 00:00	Project #: 06262044.0000			
	Description: 26-MAY-15			
Comments: Day 7/8 Volume (mL): 7.3/ 6.4				
Urine	COMPOSITE	:		USD
Urine	MP905	:		USD
EDataDeliv	OH-PAH EDD	:		USD
Data Package	OH-PAH PKG	:		USD
ANY	SAMPLE RECEIPT	2	: 15 mL vial plastic	USD
L23368-2		29-MAY-15		
	Storage: -80, Freezer P			
102 Day 14/15				
25-MAY-15 00:00	Project #: 06262044.0000			
	Description: 26-MAY-15			
Comments: Day 7/8 Volume (mL): 4.5/ 2.5				
Urine	COMPOSITE	:		USD
Urine	MP905	:		USD
EDataDeliv	OH-PAH EDD	:		USD
Data Package	OH-PAH PKG	:		USD
ANY	SAMPLE RECEIPT	2	: 15 mL vial plastic	USD
L23368-3		29-MAY-15		
	Storage: -80, Freezer P			
201 Day 14/15				
25-MAY-15 00:00	Project #: 06262044.0000			
	Description: 26-MAY-15			
Comments: Day 7/8 Volume (mL): 1.8/ 2.5				
Urine	COMPOSITE	:		USD
Urine	MP905	:		USD
EDataDeliv	OH-PAH EDD	:		USD
Data Package	OH-PAH PKG	:		USD
ANY	SAMPLE RECEIPT	2	: 15 mL vial plastic	USD
L23368-4		29-MAY-15		
	Storage: -80, Freezer P			
202 Day 14/15				
25-MAY-15 00:00	Project #: 06262044.0000			
	Description: 26-MAY-15			
Comments: Day 7/8 Volume (mL): 4.5/ 5.5				
Urine	COMPOSITE	:		USD
Urine	MP905	:		USD
EDataDeliv	OH-PAH EDD	:		USD
Data Package	OH-PAH PKG	:		USD
ANY	SAMPLE RECEIPT	2	: 15 mL vial plastic	USD

AXYS

AXYS Analytical Services Ltd.

Login Chain of Custody Report (ln01)

Jul. 07, 2015
04:03 PM

Login Number: L23368
Account: 4765 ARCADIS - FOSTER AFB
Project: 06262044.0000

Axys ID versus Client Sample Identification			Received	Due	PR
L23368-5			29-MAY-15		
		Storage: -80, Freezer P			
301 Day 14/15					
25-MAY-15 00:00		Project #: 06262044.0000			
		Description: 26-MAY-15			
Comments: Day 7/8 Volume (mL): 5.8/ 3.8					
Urine	COMPOSITE		:		USD
Urine	MP905		:		USD
EDataDeliv	OH-PAH EDD		:		USD
Data Package	OH-PAH PKG		:		USD
ANY	SAMPLE RECEIPT		2	: 15 mL vial plastic	USD
L23368-6			29-MAY-15		
		Storage: -80, Freezer P			
302 Day 14/15					
25-MAY-15 00:00		Project #: 06262044.0000			
		Description: 26-MAY-15			
Comments: Day 7/8 Volume (mL): 6.5/ 4.5					
Urine	COMPOSITE		:		USD
Urine	MP905		:		USD
EDataDeliv	OH-PAH EDD		:		USD
Data Package	OH-PAH PKG		:		USD
ANY	SAMPLE RECEIPT		2	: 15 mL vial plastic	USD
L23368-7			29-MAY-15		
		Storage: -80, Freezer P			
401 Day 14/15					
25-MAY-15 00:00		Project #: 06262044.0000			
		Description: 26-MAY-15			
Comments: Day 7/8 Volume (mL): 3.9/ 5.0					
Urine	COMPOSITE		:		USD
Urine	MP905		:		USD
EDataDeliv	OH-PAH EDD		:		USD
Data Package	OH-PAH PKG		:		USD
ANY	SAMPLE RECEIPT		2	: 15 mL vial plastic	USD
L23368-8			29-MAY-15		
		Storage: -80, Freezer P			
402 Day 14/15					
25-MAY-15 00:00		Project #: 06262044.0000			
		Description: 26-MAY-15			
Comments: Day 7/8 Volume (mL): 8.0/ 7.6					
Urine	COMPOSITE		:		USD
Urine	MP905		:		USD
EDataDeliv	OH-PAH EDD		:		USD
Data Package	OH-PAH PKG		:		USD
ANY	SAMPLE RECEIPT		2	: 15 mL vial plastic	USD

AXYS

AXYS Analytical Services Ltd.

Login Chain of Custody Report (In01)

Jul. 07, 2015
04:03 PM

Login Number: L23368
Account: 4765 ARCADIS - FOSTER AFB
Project: 06262044.0000

Axys ID versus Client Sample Identification		Received	Due	PR
L23368-9		29-MAY-15		
	Storage: -80, Freezer P			
501 Day 14/15				
25-MAY-15 00:00	Project #: 06262044.0000			
	Description: 26-MAY-15			
Comments: Day 7/8 Volume (mL): 4.3/ 2.8				
Urine	COMPOSITE	:		USD
Urine	MP905	:		USD
EDataDeliv	OH-PAH EDD	:		USD
Data Package	OH-PAH PKG	:		USD
ANY	SAMPLE RECEIPT	2	: 15 mL vial plastic	USD
L23368-10		29-MAY-15		
	Storage: -80, Freezer P			
502 Day 14/15				
25-MAY-15 00:00	Project #: 06262044.0000			
	Description: 26-MAY-15			
Comments: Day 7/8 Volume (mL): 4.6/ 6.3				
Urine	COMPOSITE	:		USD
Urine	MP905	:		USD
EDataDeliv	OH-PAH EDD	:		USD
Data Package	OH-PAH PKG	:		USD
ANY	SAMPLE RECEIPT	2	: 15 mL vial plastic	USD
L23368-11		29-MAY-15		
	Storage: -80, Freezer P			
601 Day 14/15				
25-MAY-15 00:00	Project #: 06262044.0000			
	Description: 26-MAY-15			
Comments: Day 7/8 Volume (mL): 5.5/ 8.0				
Urine	COMPOSITE	:		USD
Urine	MP905	:		USD
EDataDeliv	OH-PAH EDD	:		USD
Data Package	OH-PAH PKG	:		USD
ANY	SAMPLE RECEIPT	2	: 15 mL vial plastic	USD
L23368-12		29-MAY-15		
	Storage: -80, Freezer P			
602 Day 14/15				
25-MAY-15 00:00	Project #: 06262044.0000			
	Description: 26-MAY-15			
Comments: Day 7/8 Volume (mL): 7.0/ 9.5				
Urine	COMPOSITE	:		USD
Urine	MP905	:		USD
EDataDeliv	OH-PAH EDD	:		USD
Data Package	OH-PAH PKG	:		USD
ANY	SAMPLE RECEIPT	2	: 15 mL vial plastic	USD

AXYS

AXYS Analytical Services Ltd.

Login Chain of Custody Report (In01)

Jul. 07, 2015
04:03 PM

Login Number: L23368
Account: 4765 ARCADIS - FOSTER AFB
Project: 06262044.0000

Axys ID versus Client Sample Identification		Received	Due	PR
L23368-13		29-MAY-15		
	Storage: -80, Freezer P			
701 Day 14/15				
25-MAY-15 00:00	Project #: 06262044.0000			
	Description: 26-MAY-15			
Comments: Day 7/8 Volume (mL): 5.4/ 4.4				
Urine	COMPOSITE	:		USD
Urine	MP905	:		USD
EDataDeliv	OH-PAH EDD	:		USD
Data Package	OH-PAH PKG	:		USD
ANY	SAMPLE RECEIPT	2	: 15 mL vial plastic	USD
L23368-14		29-MAY-15		
	Storage: -80, Freezer P			
702 Day 14/15				
25-MAY-15 00:00	Project #: 06262044.0000			
	Description: 26-MAY-15			
Comments: Day 7/8 Volume (mL): 3.8/ 8.0				
Urine	COMPOSITE	:		USD
Urine	MP905	:		USD
EDataDeliv	OH-PAH EDD	:		USD
Data Package	OH-PAH PKG	:		USD
ANY	SAMPLE RECEIPT	2	: 15 mL vial plastic	USD
L23368-15		29-MAY-15		
	Storage: -80, Freezer P			
801 Day 14/15				
25-MAY-15 00:00	Project #: 06262044.0000			
	Description: 26-MAY-15			
Comments: Day 7/8 Volume (mL): 7.0/ 5.8				
Urine	COMPOSITE	:		USD
Urine	MP905	:		USD
EDataDeliv	OH-PAH EDD	:		USD
Data Package	OH-PAH PKG	:		USD
ANY	SAMPLE RECEIPT	2	: 15 mL vial plastic	USD
L23368-16		29-MAY-15		
	Storage: -80, Freezer P			
802 Day 14/15				
25-MAY-15 00:00	Project #: 06262044.0000			
	Description: 26-MAY-15			
Comments: Day 7/8 Volume (mL): 7.7/ 14.8				
Urine	COMPOSITE	:		USD
Urine	MP905	:		USD
EDataDeliv	OH-PAH EDD	:		USD
Data Package	OH-PAH PKG	:		USD
ANY	SAMPLE RECEIPT	2	: 15 mL vial plastic	USD

AXYS

AXYS Analytical Services Ltd.

Login Chain of Custody Report (In01)

Jul. 07, 2015
04:03 PM

Login Number: L23368
Account: 4765 ARCADIS - FOSTER AFB
Project: 06262044.0000

Axys ID versus Client Sample Identification		Received	Due	PR
L23368-17		29-MAY-15		
	Storage: -80, Freezer P			
901 Day 14/15				
25-MAY-15 00:00	Project #: 06262044.0000			
	Description: 26-MAY-15			
Comments: Day 7/8 Volume (mL): 4.5/ 4.5				
Urine	COMPOSITE	:		USD
Urine	MP905	:		USD
EDataDeliv	OH-PAH EDD	:		USD
Data Package	OH-PAH PKG	:		USD
ANY	SAMPLE RECEIPT	2	: 15 mL vial plastic	USD
L23368-18		29-MAY-15		
	Storage: -80, Freezer P			
902 Day 14/15				
25-MAY-15 00:00	Project #: 06262044.0000			
	Description: 26-MAY-15			
Comments: Day 7/8 Volume (mL): 5.4/ 4.8				
Urine	COMPOSITE	:		USD
Urine	MP905	:		USD
EDataDeliv	OH-PAH EDD	:		USD
Data Package	OH-PAH PKG	:		USD
ANY	SAMPLE RECEIPT	2	: 15 mL vial plastic	USD
L23368-19		29-MAY-15		
	Storage: -80, Freezer P			
1001 Day 14/15				
25-MAY-15 00:00	Project #: 06262044.0000			
	Description: 26-MAY-15			
Comments: Day 7/8 Volume (mL): 6.0/ 19.4				
Urine	COMPOSITE	:		USD
Urine	MP905	:		USD
EDataDeliv	OH-PAH EDD	:		USD
Data Package	OH-PAH PKG	:		USD
ANY	SAMPLE RECEIPT	2	: 15 mL vial plastic	USD
L23368-20		29-MAY-15		
	Storage: -80, Freezer P			
1002 Day 14/15				
25-MAY-15 00:00	Project #: 06262044.0000			
	Description: 26-MAY-15			
Comments: Day 7/8 Volume (mL): 5.3/ 5.0				
Urine	COMPOSITE	:		USD
Urine	MP905	:		USD
EDataDeliv	OH-PAH EDD	:		USD
Data Package	OH-PAH PKG	:		USD
ANY	SAMPLE RECEIPT	2	: 15 mL vial plastic	USD

AXYS

AXYS Analytical Services Ltd.

Login Chain of Custody Report (In01)

Jul. 07, 2015
04:03 PM

Login Number: L23368
Account: 4765 ARCADIS - FOSTER AFB
Project: 06262044.0000

Axys ID versus Client Sample Identification		**Received**	**Due**	**PR**
L23368-21		29-MAY-15		
	Storage: -80, Freezer P			
1101 Day 14/15				
25-MAY-15 00:00	Project #: 06262044.0000			
	Description: 26-MAY-15			
Comments: Day 7/8 Volume (mL): 3.8/ 6.0				
Urine	COMPOSITE	:		USD
Urine	MP905	:		USD
EDataDeliv	OH-PAH EDD	:		USD
Data Package	OH-PAH PKG	:		USD
ANY	SAMPLE RECEIPT	2	: 15 mL vial plastic	USD
L23368-22		29-MAY-15		
	Storage: -80, Freezer P			
1102 Day 14/15				
25-MAY-15 00:00	Project #: 06262044.0000			
	Description: 26-MAY-15			
Comments: Day 7/8 Volume (mL): 3.8/ 5.5				
Urine	COMPOSITE	:		USD
Urine	MP905	:		USD
EDataDeliv	OH-PAH EDD	:		USD
Data Package	OH-PAH PKG	:		USD
ANY	SAMPLE RECEIPT	2	: 15 mL vial plastic	USD
L23368-23		29-MAY-15		
	Storage: -80, Freezer P			
1201 Day 14/15				
25-MAY-15 00:00	Project #: 06262044.0000			
	Description: 26-MAY-15			
Comments: Day 7/8 Volume (mL): 4.8/ 7.0				
Urine	COMPOSITE	:		USD
Urine	MP905	:		USD
EDataDeliv	OH-PAH EDD	:		USD
Data Package	OH-PAH PKG	:		USD
ANY	SAMPLE RECEIPT	2	: 15 mL vial plastic	USD
L23368-24		29-MAY-15		
	Storage: -80, Freezer P			
1202 Day 14/15				
25-MAY-15 00:00	Project #: 06262044.0000			
	Description: 26-MAY-15			
Comments: Day 7/8 Volume (mL): 4.5/ 10.0				
Urine	COMPOSITE	:		USD
Urine	MP905	:		USD
EDataDeliv	OH-PAH EDD	:		USD
Data Package	OH-PAH PKG	:		USD
ANY	SAMPLE RECEIPT	2	: 15 mL vial plastic	USD

AXYS

AXYS Analytical Services Ltd.

Login Chain of Custody Report (ln01)

Jul. 07, 2015
04:04 PM

Login Number: L23414
Account: 4765 ARCADIS - FOSTER AFB
Project: 06262044.0000

Axys ID versus Client Sample Identification			Received	Due	PR
L23414-1			29-MAY-15		
	Storage: -80, Freezer P, top compartment				
101 Day 2 13-MAY-15 00:00	Project #: 06262044.0000				
Urine	HOLD			:	USD
ANY	SAMPLE RECEIPT		1	: 15 mL vial plastic	USD
L23414-2			29-MAY-15		
	Storage: -80, Freezer P, top compartment				
102 Day 2 13-MAY-15 00:00	Project #: 06262044.0000				
Urine	HOLD			:	USD
ANY	SAMPLE RECEIPT		1	: 15 mL vial plastic	USD
L23414-3			29-MAY-15		
	Storage: -80, Freezer P, top compartment				
201 Day 2 13-MAY-15 00:00	Project #: 06262044.0000				
Urine	HOLD			:	USD
ANY	SAMPLE RECEIPT		1	: 15 mL vial plastic	USD
L23414-4			29-MAY-15		
	Storage: -80, Freezer P, top compartment				
202 Day 2 13-MAY-15 00:00	Project #: 06262044.0000				
Urine	HOLD			:	USD
ANY	SAMPLE RECEIPT		1	: 15 mL vial plastic	USD
L23414-5			29-MAY-15		
	Storage: -80, Freezer P, top compartment				
301 Day 2 13-MAY-15 00:00	Project #: 06262044.0000				
Urine	HOLD			:	USD
ANY	SAMPLE RECEIPT		1	: 15 mL vial plastic	USD

AXYS

AXYS Analytical Services Ltd.

Login Chain of Custody Report (ln01)

Jul. 07, 2015
04:04 PM

Login Number: L23414
Account: 4765 ARCADIS - FOSTER AFB
Project: 06262044.0000

Axys ID versus Client Sample Identification		Received	Due	PR
L23414-6		29-MAY-15		
	Storage: -80, Freezer P, top compartment			
302 Day 2				
13-MAY-15 00:00	Project #: 06262044.0000			
Urine	HOLD		:	USD
ANY	SAMPLE RECEIPT	1	: 15 mL vial plastic	USD
L23414-7		29-MAY-15		
	Storage: -80, Freezer P, top compartment			
401 Day 2				
13-MAY-15 00:00	Project #: 06262044.0000			
Urine	HOLD		:	USD
ANY	SAMPLE RECEIPT	1	: 15 mL vial plastic	USD
L23414-8		29-MAY-15		
	Storage: -80, Freezer P, top compartment			
402 Day 2				
13-MAY-15 00:00	Project #: 06262044.0000			
Urine	HOLD		:	USD
ANY	SAMPLE RECEIPT	1	: 15 mL vial plastic	USD
L23414-9		29-MAY-15		
	Storage: -80, Freezer P, top compartment			
501 Day 2				
13-MAY-15 00:00	Project #: 06262044.0000			
Urine	HOLD		:	USD
ANY	SAMPLE RECEIPT	1	: 15 mL vial plastic	USD
L23414-10		29-MAY-15		
	Storage: -80, Freezer P, top compartment			
502 Day 2				
13-MAY-15 00:00	Project #: 06262044.0000			
Urine	HOLD		:	USD
ANY	SAMPLE RECEIPT	1	: 15 mL vial plastic	USD

AXYS

AXYS Analytical Services Ltd.

Login Chain of Custody Report (In01)

Jul. 07, 2015
04:04 PM

Login Number: L23414
Account: 4765 ARCADIS - FOSTER AFB
Project: 06262044.0000

Axys ID versus Client Sample Identification		Received	Due	PR
L23414-11		29-MAY-15		
	Storage: -80, Freezer P, top compartment			
601 Day 2				
13-MAY-15 00:00	Project #: 06262044.0000			
Urine	HOLD		:	USD
ANY	SAMPLE RECEIPT	1	: 15 mL vial plastic	USD
L23414-12		29-MAY-15		
	Storage: -80, Freezer P, top compartment			
602 Day 2				
13-MAY-15 00:00	Project #: 06262044.0000			
Urine	HOLD		:	USD
ANY	SAMPLE RECEIPT	1	: 15 mL vial plastic	USD
L23414-13		29-MAY-15		
	Storage: -80, Freezer P, top compartment			
701 Day 2				
13-MAY-15 00:00	Project #: 06262044.0000			
Urine	HOLD		:	USD
ANY	SAMPLE RECEIPT	1	: 15 mL vial plastic	USD
L23414-14		29-MAY-15		
	Storage: -80, Freezer P, top compartment			
702 Day 2				
13-MAY-15 00:00	Project #: 06262044.0000			
Urine	HOLD		:	USD
ANY	SAMPLE RECEIPT	1	: 15 mL vial plastic	USD
L23414-15		29-MAY-15		
	Storage: -80, Freezer P, top compartment			
801 Day 2				
13-MAY-15 00:00	Project #: 06262044.0000			
Urine	HOLD		:	USD
ANY	SAMPLE RECEIPT	1	: 15 mL vial plastic	USD

AXYS

AXYS Analytical Services Ltd.

Login Chain of Custody Report (ln01)

Jul. 07, 2015
04:04 PM

Login Number: L23414
Account: 4765 ARCADIS - FOSTER AFB
Project: 06262044.0000

Axys ID versus Client Sample Identification		**Received**	**Due**	**PR**
L23414-16		29-MAY-15		
	Storage: -80, Freezer P, top compartment			
802 Day 2				
13-MAY-15 00:00	Project #: 06262044.0000			
Urine	HOLD	:		USD
ANY	SAMPLE RECEIPT	1	: 15 mL vial plastic	USD
L23414-17		29-MAY-15		
	Storage: -80, Freezer P, top compartment			
901 Day 2				
13-MAY-15 00:00	Project #: 06262044.0000			
Urine	HOLD	:		USD
ANY	SAMPLE RECEIPT	1	: 15 mL vial plastic	USD
L23414-18		29-MAY-15		
	Storage: -80, Freezer P, top compartment			
902 Day 2				
13-MAY-15 00:00	Project #: 06262044.0000			
Urine	HOLD	:		USD
ANY	SAMPLE RECEIPT	1	: 15 mL vial plastic	USD
L23414-19		29-MAY-15		
	Storage: -80, Freezer P, top compartment			
1001 Day 2				
13-MAY-15 00:00	Project #: 06262044.0000			
Urine	HOLD	:		USD
ANY	SAMPLE RECEIPT	2	: 15 mL vial plastic	USD
L23414-20		29-MAY-15		
	Storage: -80, Freezer P, top compartment			
1002 Day 2				
13-MAY-15 00:00	Project #: 06262044.0000			
Urine	HOLD	:		USD
ANY	SAMPLE RECEIPT	1	: 15 mL vial plastic	USD

AXYS

AXYS Analytical Services Ltd.

Login Chain of Custody Report (ln01)

Jul. 07, 2015
04:04 PM

Login Number: L23414
Account: 4765 ARCADIS - FOSTER AFB
Project: 06262044.0000

Axys ID versus Client Sample Identification		**Received**	**Due**	**PR**
L23414-21		29-MAY-15		
	Storage: -80, Freezer P, top compartment			
1101 Day 2 13-MAY-15 00:00	Project #: 06262044.0000			
Urine	HOLD		:	USD
ANY	SAMPLE RECEIPT	1	: 15 mL vial plastic	USD
L23414-22		29-MAY-15		
	Storage: -80, Freezer P, top compartment			
1102 Day 2 13-MAY-15 00:00	Project #: 06262044.0000			
Urine	HOLD		:	USD
ANY	SAMPLE RECEIPT	1	: 15 mL vial plastic	USD
L23414-23		29-MAY-15		
	Storage: -80, Freezer P, top compartment			
1201 Day 2 13-MAY-15 00:00	Project #: 06262044.0000			
Urine	HOLD		:	USD
ANY	SAMPLE RECEIPT	1	: 15 mL vial plastic	USD
L23414-24		29-MAY-15		
	Storage: -80, Freezer P, top compartment			
1202 Day 2 13-MAY-15 00:00	Project #: 06262044.0000			
Urine	HOLD		:	USD
ANY	SAMPLE RECEIPT	1	: 15 mL vial plastic	USD

AXYS

AXYS Analytical Services Ltd.

Login Chain of Custody Report (ln01)

Jul. 07, 2015
04:11 PM

Login Number: L23415
Account: 4765 ARCADIS - FOSTER AFB
Project: 06262044.0000

Axys ID versus Client Sample Identification		**Received**	**Due**	**PR**
L23415-1		29-MAY-15		
	Storage: -80, Freezer P, top compartment			
101 Day 3 14-MAY-15 00:00	Project #: 06262044.0000			
Urine	HOLD		:	USD
ANY	SAMPLE RECEIPT	1	: 15 mL vial plastic	USD
L23415-2		29-MAY-15		
	Storage: -80, Freezer P, top compartment			
102 Day 3 14-MAY-15 00:00	Project #: 06262044.0000			
Urine	HOLD		:	USD
ANY	SAMPLE RECEIPT	1	: 15 mL vial plastic	USD
L23415-3		29-MAY-15		
	Storage: -80, Freezer P, top compartment			
201 Day 3 14-MAY-15 00:00	Project #: 06262044.0000			
Urine	HOLD		:	USD
ANY	SAMPLE RECEIPT	1	: 15 mL vial plastic	USD
L23415-4		29-MAY-15		
	Storage: -80, Freezer P, top compartment			
202 Day 3 14-MAY-15 00:00	Project #: 06262044.0000			
Urine	HOLD		:	USD
ANY	SAMPLE RECEIPT	1	: 15 mL vial plastic	USD
L23415-5		29-MAY-15		
	Storage: -80, Freezer P, top compartment			
301 Day 3 14-MAY-15 00:00	Project #: 06262044.0000			
Urine	HOLD		:	USD
ANY	SAMPLE RECEIPT	1	: 15 mL vial plastic	USD

AXYS

AXYS Analytical Services Ltd.

Login Chain of Custody Report (In01)

Jul. 07, 2015
04:11 PM

Login Number: L23415
Account: 4765 ARCADIS - FOSTER AFB
Project: 06262044.0000

Axys ID versus Client Sample Identification		**Received**	**Due**	**PR**
L23415-6		29-MAY-15		
	Storage: -80, Freezer P, top compartment			
302 Day 3 14-MAY-15 00:00	Project #: 06262044.0000			
Urine	HOLD	:		USD
ANY	SAMPLE RECEIPT	1	: 15 mL vial plastic	USD
L23415-7		29-MAY-15		
	Storage: -80, Freezer P, top compartment			
401 Day 3 14-MAY-15 00:00	Project #: 06262044.0000			
Urine	HOLD	:		USD
ANY	SAMPLE RECEIPT	1	: 15 mL vial plastic	USD
L23415-8		29-MAY-15		
	Storage: -80, Freezer P, top compartment			
402 Day 3 14-MAY-15 00:00	Project #: 06262044.0000			
Urine	HOLD	:		USD
ANY	SAMPLE RECEIPT	1	: 15 mL vial plastic	USD
L23415-9		29-MAY-15		
	Storage: -80, Freezer P, top compartment			
501 Day 3 14-MAY-15 00:00	Project #: 06262044.0000			
Urine	HOLD	:		USD
ANY	SAMPLE RECEIPT	1	: 15 mL vial plastic	USD
L23415-10		29-MAY-15		
	Storage: -80, Freezer P, top compartment			
502 Day 3 14-MAY-15 00:00	Project #: 06262044.0000			
Urine	HOLD	:		USD
ANY	SAMPLE RECEIPT	1	: 15 mL vial plastic	USD

AXYS

AXYS Analytical Services Ltd.

Login Chain of Custody Report (ln01)

Jul. 07, 2015
04:11 PM

Login Number: L23415
Account: 4765 ARCADIS - FOSTER AFB
Project: 06262044.0000

Axys ID versus Client Sample Identification		Received	Due	PR
L23415-11		29-MAY-15		
	Storage: -80, Freezer P, top compartment			
601 Day 3				
14-MAY-15 00:00	Project #: 06262044.0000			
Urine	HOLD		:	USD
ANY	SAMPLE RECEIPT	1	: 15 mL vial plastic	USD
L23415-12		29-MAY-15		
	Storage: -80, Freezer P, top compartment			
602 Day 3				
14-MAY-15 00:00	Project #: 06262044.0000			
Urine	HOLD		:	USD
ANY	SAMPLE RECEIPT	1	: 15 mL vial plastic	USD
L23415-13		29-MAY-15		
	Storage: -80, Freezer P, top compartment			
701 Day 3				
14-MAY-15 00:00	Project #: 06262044.0000			
Urine	HOLD		:	USD
ANY	SAMPLE RECEIPT	1	: 15 mL vial plastic	USD
L23415-14		29-MAY-15		
	Storage: -80, Freezer P, top compartment			
702 Day 3				
14-MAY-15 00:00	Project #: 06262044.0000			
Urine	HOLD		:	USD
ANY	SAMPLE RECEIPT	1	: 15 mL vial plastic	USD
L23415-15		29-MAY-15		
	Storage: -80, Freezer P, top compartment			
801 Day 3				
14-MAY-15 00:00	Project #: 06262044.0000			
Urine	HOLD		:	USD
ANY	SAMPLE RECEIPT	1	: 15 mL vial plastic	USD

AXYS

AXYS Analytical Services Ltd.

Login Chain of Custody Report (ln01)

Jul. 07, 2015
04:11 PM

Login Number: L23415
Account: 4765 ARCADIS - FOSTER AFB
Project: 06262044.0000

Axys ID versus Client Sample Identification		**Received**	**Due**	**PR**
L23415-16		29-MAY-15		
	Storage: -80, Freezer P, top compartment			
802 Day 3				
14-MAY-15 00:00	Project #: 06262044.0000			
Urine	HOLD		:	USD
ANY	SAMPLE RECEIPT	1	: 15 mL vial plastic	USD
L23415-17		29-MAY-15		
	Storage: -80, Freezer P, top compartment			
901 Day 3				
14-MAY-15 00:00	Project #: 06262044.0000			
Urine	HOLD		:	USD
ANY	SAMPLE RECEIPT	1	: 15 mL vial plastic	USD
L23415-18		29-MAY-15		
	Storage: -80, Freezer P, top compartment			
902 Day 3				
14-MAY-15 00:00	Project #: 06262044.0000			
Urine	HOLD		:	USD
ANY	SAMPLE RECEIPT	1	: 15 mL vial plastic	USD
L23415-19		29-MAY-15		
	Storage: -80, Freezer P, top compartment			
1001 Day 3				
14-MAY-15 00:00	Project #: 06262044.0000			
Urine	HOLD		:	USD
ANY	SAMPLE RECEIPT	1	: 15 mL vial plastic	USD
L23415-20		29-MAY-15		
	Storage: -80, Freezer P, top compartment			
1002 Day 3				
14-MAY-15 00:00	Project #: 06262044.0000			
Urine	HOLD		:	USD
ANY	SAMPLE RECEIPT	1	: 15 mL vial plastic	USD

AXYS

AXYS Analytical Services Ltd.

Login Chain of Custody Report (ln01)

Jul. 07, 2015
04:11 PM

Login Number: L23415
Account: 4765 ARCADIS - FOSTER AFB
Project: 06262044.0000

Axys ID versus Client Sample Identification		**Received**	**Due**	**PR**
L23415-21		29-MAY-15		
	Storage: -80, Freezer P, top compartment			
1101 Day 3 14-MAY-15 00:00	Project #: 06262044.0000			
Urine	HOLD	:		USD
ANY	SAMPLE RECEIPT	1	: 15 mL vial plastic	USD
L23415-22		29-MAY-15		
	Storage: -80, Freezer P, top compartment			
1102 Day 3 14-MAY-15 00:00	Project #: 06262044.0000			
Urine	HOLD	:		USD
ANY	SAMPLE RECEIPT	1	: 15 mL vial plastic	USD
L23415-23		29-MAY-15		
	Storage: -80, Freezer P, top compartment			
1201 Day 3 14-MAY-15 00:00	Project #: 06262044.0000			
Urine	HOLD	:		USD
ANY	SAMPLE RECEIPT	1	: 15 mL vial plastic	USD
L23415-24		29-MAY-15		
	Storage: -80, Freezer P, top compartment			
1202 Day 3 14-MAY-15 00:00	Project #: 06262044.0000			
Urine	HOLD	:		USD
ANY	SAMPLE RECEIPT	1	: 15 mL vial plastic	USD

AXYS

AXYS Analytical Services Ltd.

Login Chain of Custody Report (ln01)

Jul. 07, 2015
04:11 PM

Login Number: L23416
Account: 4765 ARCADIS - FOSTER AFB
Project: 06262044.0000

Axys ID versus Client Sample Identification		Received	Due	PR
L23416-1		29-MAY-15		
	Storage: -80, Freezer P, top compartment			
101 Day 4				
15-MAY-15 00:00	Project #: 06262044.0000			
Urine	HOLD		:	USD
ANY	SAMPLE RECEIPT	1	: 15 mL vial plastic	USD
L23416-2		29-MAY-15		
	Storage: -80, Freezer P, top compartment			
102 Day 4				
15-MAY-15 00:00	Project #: 06262044.0000			
Urine	HOLD		:	USD
ANY	SAMPLE RECEIPT	1	: 15 mL vial plastic	USD
L23416-3		29-MAY-15		
	Storage: -80, Freezer P, top compartment			
201 Day 4				
15-MAY-15 00:00	Project #: 06262044.0000			
Urine	HOLD		:	USD
ANY	SAMPLE RECEIPT	1	: 15 mL vial plastic	USD
L23416-4		29-MAY-15		
	Storage: -80, Freezer P, top compartment			
202 Day 4				
15-MAY-15 00:00	Project #: 06262044.0000			
Urine	HOLD		:	USD
ANY	SAMPLE RECEIPT	2	: 15 mL vial plastic	USD
L23416-5		29-MAY-15		
	Storage: -80, Freezer P, top compartment			
301 Day 4				
15-MAY-15 00:00	Project #: 06262044.0000			
Urine	HOLD		:	USD
ANY	SAMPLE RECEIPT	1	: 15 mL vial plastic	USD

AXYS

AXYS Analytical Services Ltd.

Login Chain of Custody Report (ln01)

Jul. 07, 2015
04:11 PM

Login Number: L23416
Account: 4765 ARCADIS - FOSTER AFB
Project: 06262044.0000

Axys ID versus Client Sample Identification		Received	Due	PR
L23416-6		29-MAY-15		
	Storage: -80, Freezer P, top compartment			
302 Day 4				
15-MAY-15 00:00	Project #: 06262044.0000			
Urine	HOLD	:		USD
ANY	SAMPLE RECEIPT	1	: 15 mL vial plastic	USD
L23416-7		29-MAY-15		
	Storage: -80, Freezer P, top compartment			
401 Day 4				
15-MAY-15 00:00	Project #: 06262044.0000			
Urine	HOLD	:		USD
ANY	SAMPLE RECEIPT	1	: 15 mL vial plastic	USD
L23416-8		29-MAY-15		
	Storage: -80, Freezer P, top compartment			
402 Day 4				
15-MAY-15 00:00	Project #: 06262044.0000			
Urine	HOLD	:		USD
ANY	SAMPLE RECEIPT	1	: 15 mL vial plastic	USD
L23416-9		29-MAY-15		
	Storage: -80, Freezer P, top compartment			
501 Day 4				
15-MAY-15 00:00	Project #: 06262044.0000			
Urine	HOLD	:		USD
ANY	SAMPLE RECEIPT	1	: 15 mL vial plastic	USD
L23416-10		29-MAY-15		
	Storage: -80, Freezer P, top compartment			
502 Day 4				
15-MAY-15 00:00	Project #: 06262044.0000			
Urine	HOLD	:		USD
ANY	SAMPLE RECEIPT	1	: 15 mL vial plastic	USD

AXYS

AXYS Analytical Services Ltd.

Login Chain of Custody Report (ln01)

Jul. 07, 2015
04:11 PM

Login Number: L23416
Account: 4765 ARCADIS - FOSTER AFB
Project: 06262044.0000

Axys ID versus Client Sample Identification		Received	Due	PR
L23416-11		29-MAY-15		
	Storage: -80, Freezer P, top compartment			
601 Day 4				
15-MAY-15 00:00	Project #: 06262044.0000			
Urine	HOLD		:	USD
ANY	SAMPLE RECEIPT	1	: 15 mL vial plastic	USD
L23416-12		29-MAY-15		
	Storage: -80, Freezer P, top compartment			
602 Day 4				
15-MAY-15 00:00	Project #: 06262044.0000			
Urine	HOLD		:	USD
ANY	SAMPLE RECEIPT	1	: 15 mL vial plastic	USD
L23416-13		29-MAY-15		
	Storage: -80, Freezer P, top compartment			
701 Day 4				
15-MAY-15 00:00	Project #: 06262044.0000			
Urine	HOLD		:	USD
ANY	SAMPLE RECEIPT	1	: 15 mL vial plastic	USD
L23416-14		29-MAY-15		
	Storage: -80, Freezer P, top compartment			
702 Day 4				
15-MAY-15 00:00	Project #: 06262044.0000			
Urine	HOLD		:	USD
ANY	SAMPLE RECEIPT	1	: 15 mL vial plastic	USD
L23416-15		29-MAY-15		
	Storage: -80, Freezer P, top compartment			
801 Day 4				
15-MAY-15 00:00	Project #: 06262044.0000			
Urine	HOLD		:	USD
ANY	SAMPLE RECEIPT	1	: 15 mL vial plastic	USD

AXYS

AXYS Analytical Services Ltd.

Login Chain of Custody Report (In01)

Jul. 07, 2015
04:11 PM

Login Number: L23416
Account: 4765 ARCADIS - FOSTER AFB
Project: 06262044.0000

Axys ID versus Client Sample Identification		Received	Due	PR
L23416-16		29-MAY-15		
	Storage: -80, Freezer P, top compartment			
802 Day 4				
15-MAY-15 00:00	Project #: 06262044.0000			
Urine	HOLD		:	USD
ANY	SAMPLE RECEIPT	1	: 15 mL vial plastic	USD
L23416-17		29-MAY-15		
	Storage: -80, Freezer P, top compartment			
901 Day 4				
15-MAY-15 00:00	Project #: 06262044.0000			
Urine	HOLD		:	USD
ANY	SAMPLE RECEIPT	1	: 15 mL vial plastic	USD
L23416-18		29-MAY-15		
	Storage: -80, Freezer P, top compartment			
902 Day 4				
15-MAY-15 00:00	Project #: 06262044.0000			
Urine	HOLD		:	USD
ANY	SAMPLE RECEIPT	1	: 15 mL vial plastic	USD
L23416-19		29-MAY-15		
	Storage: -80, Freezer P, top compartment			
1001 Day 4				
15-MAY-15 00:00	Project #: 06262044.0000			
Urine	HOLD		:	USD
ANY	SAMPLE RECEIPT	2	: 15 mL vial plastic	USD
L23416-20		29-MAY-15		
	Storage: -80, Freezer P, top compartment			
1002 Day 4				
15-MAY-15 00:00	Project #: 06262044.0000			
Urine	HOLD		:	USD
ANY	SAMPLE RECEIPT	1	: 15 mL vial plastic	USD

AXYS

AXYS Analytical Services Ltd.

Login Chain of Custody Report (ln01)

Jul. 07, 2015
04:11 PM

Login Number: L23416
Account: 4765 ARCADIS - FOSTER AFB
Project: 06262044.0000

Axys ID versus Client Sample Identification		Received	Due	PR
L23416-21		29-MAY-15		
	Storage: -80, Freezer P, top compartment			
1101 Day 4				
15-MAY-15 00:00	Project #: 06262044.0000			
Urine	HOLD	:		USD
ANY	SAMPLE RECEIPT	1	: 15 mL vial plastic	USD
L23416-22		29-MAY-15		
	Storage: -80, Freezer P, top compartment			
1102 Day 4				
15-MAY-15 00:00	Project #: 06262044.0000			
Urine	HOLD	:		USD
ANY	SAMPLE RECEIPT	1	: 15 mL vial plastic	USD
L23416-23		29-MAY-15		
	Storage: -80, Freezer P, top compartment			
1201 Day 4				
15-MAY-15 00:00	Project #: 06262044.0000			
Urine	HOLD	:		USD
ANY	SAMPLE RECEIPT	1	: 15 mL vial plastic	USD
L23416-24		29-MAY-15		
	Storage: -80, Freezer P, top compartment			
1202 Day 4				
15-MAY-15 00:00	Project #: 06262044.0000			
Urine	HOLD	:		USD
ANY	SAMPLE RECEIPT	1	: 15 mL vial plastic	USD

AXYS

AXYS Analytical Services Ltd.

Login Chain of Custody Report (ln01)

Jul. 08, 2015
12:27 PM

Login Number: L23417
Account: 4765 ARCADIS - FOSTER AFB
Project: 06262044.0000

Axys ID versus Client Sample Identification		Received	Due	PR
L23417-1		29-MAY-15		
	Storage: -80, Freezer P, top compartment			
101 Day 5				
16-MAY-15 00:00	Project #: 06262044.0000			
Urine	HOLD	:		USD
ANY	SAMPLE RECEIPT	2	: 15 mL vial plastic	USD
L23417-2		29-MAY-15		
	Storage: -80, Freezer P, top compartment			
102 Day 5				
16-MAY-15 00:00	Project #: 06262044.0000			
Urine	HOLD	:		USD
ANY	SAMPLE RECEIPT	3	: 15 mL vial plastic	USD
L23417-3		29-MAY-15		
	Storage: -80, Freezer P, top compartment			
201 Day 5				
16-MAY-15 00:00	Project #: 06262044.0000			
Urine	HOLD	:		USD
ANY	SAMPLE RECEIPT	1	: 15 mL vial plastic	USD
L23417-4		29-MAY-15		
	Storage: -80, Freezer P, top compartment			
202 Day 5				
16-MAY-15 00:00	Project #: 06262044.0000			
Urine	HOLD	:		USD
ANY	SAMPLE RECEIPT	2	: 15 mL vial plastic	USD
L23417-5		29-MAY-15		
	Storage: -80, Freezer P, top compartment			
301 Day 5				
16-MAY-15 00:00	Project #: 06262044.0000			
Urine	HOLD	:		USD
ANY	SAMPLE RECEIPT	1	: 15 mL vial plastic	USD

AXYS

AXYS Analytical Services Ltd.

Login Chain of Custody Report (In01)

Jul. 08, 2015
12:27 PM

Login Number: L23417
Account: 4765 ARCADIS - FOSTER AFB
Project: 06262044.0000

Axys ID versus Client Sample Identification		Received	Due	PR
L23417-6		29-MAY-15		
	Storage: -80, Freezer P, top compartment			
302 Day 5 16-MAY-15 00:00	Project #: 06262044.0000			
Urine	HOLD	:		USD
ANY	SAMPLE RECEIPT	1	: 15 mL vial plastic	USD
L23417-7		29-MAY-15		
	Storage: -80, Freezer P, top compartment			
401 Day 5 16-MAY-15 00:00	Project #: 06262044.0000			
Urine	HOLD	:		USD
ANY	SAMPLE RECEIPT	1	: 15 mL vial plastic	USD
L23417-8		29-MAY-15		
	Storage: -80, Freezer P, top compartment			
402 Day 5 16-MAY-15 00:00	Project #: 06262044.0000			
Urine	HOLD	:		USD
ANY	SAMPLE RECEIPT	1	: 15 mL vial plastic	USD
L23417-9		29-MAY-15		
	Storage: -80, Freezer P, top compartment			
501 Day 5 16-MAY-15 00:00	Project #: 06262044.0000			
Urine	HOLD	:		USD
ANY	SAMPLE RECEIPT	1	: 15 mL vial plastic	USD
L23417-10		29-MAY-15		
	Storage: -80, Freezer P, top compartment			
502 Day 5 16-MAY-15 00:00	Project #: 06262044.0000			
Urine	HOLD	:		USD
ANY	SAMPLE RECEIPT	1	: 15 mL vial plastic	USD

AXYS

AXYS Analytical Services Ltd.

Login Chain of Custody Report (In01)

Jul. 08, 2015

12:27 PM

Login Number: L23417
Account: 4765 ARCADIS - FOSTER AFB
Project: 06262044.0000

Axys ID versus Client Sample Identification		Received	Due	PR
L23417-11		29-MAY-15		
	Storage: -80, Freezer P, top compartment			
601 Day 5				
16-MAY-15 00:00	Project #: 06262044.0000			
Urine	HOLD	:		USD
ANY	SAMPLE RECEIPT	1	: 15 mL vial plastic	USD
L23417-12		29-MAY-15		
	Storage: -80, Freezer P, top compartment			
602 Day 5				
16-MAY-15 00:00	Project #: 06262044.0000			
Urine	HOLD	:		USD
ANY	SAMPLE RECEIPT	1	: 15 mL vial plastic	USD
L23417-13		29-MAY-15		
	Storage: -80, Freezer P, top compartment			
701 Day 5				
16-MAY-15 00:00	Project #: 06262044.0000			
Urine	HOLD	:		USD
ANY	SAMPLE RECEIPT	1	: 15 mL vial plastic	USD
L23417-14		29-MAY-15		
	Storage: -80, Freezer P, top compartment			
702 Day 5				
16-MAY-15 00:00	Project #: 06262044.0000			
Urine	HOLD	:		USD
ANY	SAMPLE RECEIPT	1	: 15 mL vial plastic	USD
L23417-15		29-MAY-15		
	Storage: -80, Freezer P, top compartment			
801 Day 5				
16-MAY-15 00:00	Project #: 06262044.0000			
Urine	HOLD	:		USD
ANY	SAMPLE RECEIPT	2	: 15 mL vial plastic	USD

AXYS

AXYS Analytical Services Ltd.

Login Chain of Custody Report (ln01)

Jul. 08, 2015
12:27 PM

Login Number: L23417
Account: 4765 ARCADIS - FOSTER AFB
Project: 06262044.0000

Axys ID versus Client Sample Identification		Received	Due	PR
L23417-16		29-MAY-15		
	Storage: -80, Freezer P, top compartment			
802 Day 5				
16-MAY-15 00:00	Project #: 06262044.0000			
Urine	HOLD	:		USD
ANY	SAMPLE RECEIPT	2	: 15 mL vial plastic	USD
L23417-17		29-MAY-15		
	Storage: -80, Freezer P, top compartment			
901 Day 5				
16-MAY-15 00:00	Project #: 06262044.0000			
Urine	HOLD	:		USD
ANY	SAMPLE RECEIPT	1	: 15 mL vial plastic	USD
L23417-18		29-MAY-15		
	Storage: -80, Freezer P, top compartment			
902 Day 5				
16-MAY-15 00:00	Project #: 06262044.0000			
Urine	HOLD	:		USD
ANY	SAMPLE RECEIPT	1	: 15 mL vial plastic	USD
L23417-19		29-MAY-15		
	Storage: -80, Freezer P, top compartment			
1001 Day 5				
16-MAY-15 00:00	Project #: 06262044.0000			
Urine	HOLD	:		USD
ANY	SAMPLE RECEIPT	3	: 15 mL vial plastic	USD
L23417-20		29-MAY-15		
	Storage: -80, Freezer P, top compartment			
1002 Day 5				
16-MAY-15 00:00	Project #: 06262044.0000			
Urine	HOLD	:		USD
ANY	SAMPLE RECEIPT	2	: 15 mL vial plastic	USD

AXYS

AXYS Analytical Services Ltd.

Login Chain of Custody Report (In01)

Jul. 08, 2015
12:27 PM

Login Number: L23417
Account: 4765 ARCADIS - FOSTER AFB
Project: 06262044.0000

Axys ID versus Client Sample Identification		Received	Due	PR
L23417-21		29-MAY-15		
	Storage: -80, Freezer P, top compartment			
1101 Day 5				
16-MAY-15 00:00	Project #: 06262044.0000			
Urine	HOLD		:	USD
ANY	SAMPLE RECEIPT	1	: 15 mL vial plastic	USD
L23417-22		29-MAY-15		
	Storage: -80, Freezer P, top compartment			
1102 Day 5				
16-MAY-15 00:00	Project #: 06262044.0000			
Urine	HOLD		:	USD
ANY	SAMPLE RECEIPT	1	: 15 mL vial plastic	USD
L23417-23		29-MAY-15		
	Storage: -80, Freezer P, top compartment			
1201 Day 5				
16-MAY-15 00:00	Project #: 06262044.0000			
Urine	HOLD		:	USD
ANY	SAMPLE RECEIPT	1	: 15 mL vial plastic	USD
L23417-24		29-MAY-15		
	Storage: -80, Freezer P, top compartment			
1202 Day 5				
16-MAY-15 00:00	Project #: 06262044.0000			
Urine	HOLD		:	USD
ANY	SAMPLE RECEIPT	1	: 15 mL vial plastic	USD

AXYS

AXYS Analytical Services Ltd.

Login Chain of Custody Report (ln01)

Jul. 08, 2015

12:28 PM

Login Number: L23418

Account: 4765 ARCADIS - FOSTER AFB

Project: 06262044.0000

Axys ID versus Client Sample Identification		Received	Due	PR
L23418-1		29-MAY-15		
	Storage: -80, Freezer P, top compartment			
101 Day 6				
17-MAY-15 00:00	Project #: 06262044.0000			
Urine	HOLD		:	USD
ANY	SAMPLE RECEIPT	1	: 15 mL vial plastic	USD
L23418-2		29-MAY-15		
	Storage: -80, Freezer P, top compartment			
102 Day 6				
17-MAY-15 00:00	Project #: 06262044.0000			
Urine	HOLD		:	USD
ANY	SAMPLE RECEIPT	1	: 15 mL vial plastic	USD
L23418-3		29-MAY-15		
	Storage: -80, Freezer P, top compartment			
201 Day 6				
17-MAY-15 00:00	Project #: 06262044.0000			
Urine	HOLD		:	USD
ANY	SAMPLE RECEIPT	1	: 15 mL vial plastic	USD
L23418-4		29-MAY-15		
	Storage: -80, Freezer P, top compartment			
202 Day 6				
17-MAY-15 00:00	Project #: 06262044.0000			
Urine	HOLD		:	USD
ANY	SAMPLE RECEIPT	1	: 15 mL vial plastic	USD
L23418-5		29-MAY-15		
	Storage: -80, Freezer P, top compartment			
301 Day 6				
17-MAY-15 00:00	Project #: 06262044.0000			
Urine	HOLD		:	USD
ANY	SAMPLE RECEIPT	1	: 15 mL vial plastic	USD

AXYS

AXYS Analytical Services Ltd.

Login Chain of Custody Report (ln01)

Jul. 08, 2015
12:28 PM

Login Number: L23418
Account: 4765 ARCADIS - FOSTER AFB
Project: 06262044.0000

Axys ID versus Client Sample Identification		Received	Due	PR
L23418-6		29-MAY-15		
	Storage: -80, Freezer P, top compartment			
302 Day 6				
17-MAY-15 00:00	Project #: 06262044.0000			
Urine	HOLD	:		USD
ANY	SAMPLE RECEIPT	1	: 15 mL vial plastic	USD
L23418-7		29-MAY-15		
	Storage: -80, Freezer P, top compartment			
401 Day 6				
17-MAY-15 00:00	Project #: 06262044.0000			
Urine	HOLD	:		USD
ANY	SAMPLE RECEIPT	1	: 15 mL vial plastic	USD
L23418-8		29-MAY-15		
	Storage: -80, Freezer P, top compartment			
402 Day 6				
17-MAY-15 00:00	Project #: 06262044.0000			
Urine	HOLD	:		USD
ANY	SAMPLE RECEIPT	1	: 15 mL vial plastic	USD
L23418-9		29-MAY-15		
	Storage: -80, Freezer P, top compartment			
501 Day 6				
17-MAY-15 00:00	Project #: 06262044.0000			
Urine	HOLD	:		USD
ANY	SAMPLE RECEIPT	1	: 15 mL vial plastic	USD
L23418-10		29-MAY-15		
	Storage: -80, Freezer P, top compartment			
502 Day 6				
17-MAY-15 00:00	Project #: 06262044.0000			
Urine	HOLD	:		USD
ANY	SAMPLE RECEIPT	1	: 15 mL vial plastic	USD

AXYS

AXYS Analytical Services Ltd.

Login Chain of Custody Report (ln01)

Jul. 08, 2015

12:28 PM

Login Number: L23418
Account: 4765 ARCADIS - FOSTER AFB
Project: 06262044.0000

Axys ID versus Client Sample Identification		Received	Due	PR
L23418-11		29-MAY-15		
	Storage: -80, Freezer P, top compartment			
601 Day 6				
17-MAY-15 00:00	Project #: 06262044.0000			
Urine	HOLD	:		USD
ANY	SAMPLE RECEIPT	1	: 15 mL vial plastic	USD
L23418-12		29-MAY-15		
	Storage: -80, Freezer P, top compartment			
602 Day 6				
17-MAY-15 00:00	Project #: 06262044.0000			
Urine	HOLD	:		USD
ANY	SAMPLE RECEIPT	1	: 15 mL vial plastic	USD
L23418-13		29-MAY-15		
	Storage: -80, Freezer P, top compartment			
701 Day 6				
17-MAY-15 00:00	Project #: 06262044.0000			
Urine	HOLD	:		USD
ANY	SAMPLE RECEIPT	1	: 15 mL vial plastic	USD
L23418-14		29-MAY-15		
	Storage: -80, Freezer P, top compartment			
702 Day 6				
17-MAY-15 00:00	Project #: 06262044.0000			
Urine	HOLD	:		USD
ANY	SAMPLE RECEIPT	1	: 15 mL vial plastic	USD
L23418-15		29-MAY-15		
	Storage: -80, Freezer P, top compartment			
801 Day 6				
17-MAY-15 00:00	Project #: 06262044.0000			
Urine	HOLD	:		USD
ANY	SAMPLE RECEIPT	1	: 15 mL vial plastic	USD

AXYS

AXYS Analytical Services Ltd.

Login Chain of Custody Report (ln01)

Jul. 08, 2015

12:28 PM

Login Number: L23418

Account: 4765 ARCADIS - FOSTER AFB

Project: 06262044.0000

Axys ID versus Client Sample Identification		Received	Due	PR
L23418-16		29-MAY-15		
	Storage: -80, Freezer P, top compartment			
802 Day 6				
17-MAY-15 00:00	Project #: 06262044.0000			
Urine	HOLD		:	USD
ANY	SAMPLE RECEIPT	1	: 15 mL vial plastic	USD
L23418-17		29-MAY-15		
	Storage: -80, Freezer P, top compartment			
901 Day 6				
17-MAY-15 00:00	Project #: 06262044.0000			
Urine	HOLD		:	USD
ANY	SAMPLE RECEIPT	1	: 15 mL vial plastic	USD
L23418-18		29-MAY-15		
	Storage: -80, Freezer P, top compartment			
902 Day 6				
17-MAY-15 00:00	Project #: 06262044.0000			
Urine	HOLD		:	USD
ANY	SAMPLE RECEIPT	1	: 15 mL vial plastic	USD
L23418-19		29-MAY-15		
	Storage: -80, Freezer P, top compartment			
1001 Day 6				
17-MAY-15 00:00	Project #: 06262044.0000			
Urine	HOLD		:	USD
ANY	SAMPLE RECEIPT	1	: 15 mL vial plastic	USD
L23418-20		29-MAY-15		
	Storage: -80, Freezer P, top compartment			
1002 Day 6				
17-MAY-15 00:00	Project #: 06262044.0000			
Urine	HOLD		:	USD
ANY	SAMPLE RECEIPT	1	: 15 mL vial plastic	USD

AXYS

AXYS Analytical Services Ltd.

Login Chain of Custody Report (ln01)

Jul. 08, 2015
12:28 PM

Login Number: L23418
Account: 4765 ARCADIS - FOSTER AFB
Project: 06262044.0000

Axys ID versus Client Sample Identification		Received	Due	PR
L23418-21		29-MAY-15		
	Storage: -80, Freezer P, top compartment			
1101 Day 6 17-MAY-15 00:00	Project #: 06262044.0000			
Urine	HOLD		:	USD
ANY	SAMPLE RECEIPT	1	: 15 mL vial plastic	USD
L23418-22		29-MAY-15		
	Storage: -80, Freezer P, top compartment			
1102 Day 6 17-MAY-15 00:00	Project #: 06262044.0000			
Urine	HOLD		:	USD
ANY	SAMPLE RECEIPT	1	: 15 mL vial plastic	USD
L23418-23		29-MAY-15		
	Storage: -80, Freezer P, top compartment			
1201 Day 6 17-MAY-15 00:00	Project #: 06262044.0000			
Urine	HOLD		:	USD
ANY	SAMPLE RECEIPT	1	: 15 mL vial plastic	USD
L23418-24		29-MAY-15		
	Storage: -80, Freezer P, top compartment			
1202 Day 6 17-MAY-15 00:00	Project #: 06262044.0000			
Urine	HOLD		:	USD
ANY	SAMPLE RECEIPT	1	: 15 mL vial plastic	USD

AXYS

AXYS Analytical Services Ltd.

Login Chain of Custody Report (In01)

Jul. 08, 2015
12:28 PM

Login Number: L23419
Account: 4765 ARCADIS - FOSTER AFB
Project: 06262044.0000

Axys ID versus Client Sample Identification		**Received**	**Due**	**PR**
L23419-1		29-MAY-15		
	Storage: -80, Freezer P, top compartment			
101 Day 9 20-MAY-15 00:00	Project #: 06262044.0000			
Urine	HOLD		:	USD
ANY	SAMPLE RECEIPT	1	: 15 mL vial plastic	USD
L23419-2		29-MAY-15		
	Storage: -80, Freezer P, top compartment			
102 Day 9 20-MAY-15 00:00	Project #: 06262044.0000			
Urine	HOLD		:	USD
ANY	SAMPLE RECEIPT	1	: 15 mL vial plastic	USD
L23419-3		29-MAY-15		
	Storage: -80, Freezer P, top compartment			
201 Day 9 20-MAY-15 00:00	Project #: 06262044.0000			
Urine	HOLD		:	USD
ANY	SAMPLE RECEIPT	1	: 15 mL vial plastic	USD
L23419-4		29-MAY-15		
	Storage: -80, Freezer P, top compartment			
202 Day 9 20-MAY-15 00:00	Project #: 06262044.0000			
Urine	HOLD		:	USD
ANY	SAMPLE RECEIPT	1	: 15 mL vial plastic	USD
L23419-5		29-MAY-15		
	Storage: -80, Freezer P, top compartment			
301 Day 9 20-MAY-15 00:00	Project #: 06262044.0000			
Urine	HOLD		:	USD
ANY	SAMPLE RECEIPT	1	: 15 mL vial plastic	USD

AXYS

AXYS Analytical Services Ltd.

Login Chain of Custody Report (ln01)

Jul. 08, 2015

12:28 PM

Login Number: L23419

Account: 4765 ARCADIS - FOSTER AFB

Project: 06262044.0000

Axys ID versus Client Sample Identification		Received	Due	PR
L23419-6		29-MAY-15		
	Storage: -80, Freezer P, top compartment			
302 Day 9				
20-MAY-15 00:00	Project #: 06262044.0000			
Urine	HOLD	:		USD
ANY	SAMPLE RECEIPT	1	: 15 mL vial plastic	USD
L23419-7		29-MAY-15		
	Storage: -80, Freezer P, top compartment			
401 Day 9				
20-MAY-15 00:00	Project #: 06262044.0000			
Urine	HOLD	:		USD
ANY	SAMPLE RECEIPT	1	: 15 mL vial plastic	USD
L23419-8		29-MAY-15		
	Storage: -80, Freezer P, top compartment			
402 Day 9				
20-MAY-15 00:00	Project #: 06262044.0000			
Urine	HOLD	:		USD
ANY	SAMPLE RECEIPT	1	: 15 mL vial plastic	USD
L23419-9		29-MAY-15		
	Storage: -80, Freezer P, top compartment			
501 Day 9				
20-MAY-15 00:00	Project #: 06262044.0000			
Urine	HOLD	:		USD
ANY	SAMPLE RECEIPT	1	: 15 mL vial plastic	USD
L23419-10		29-MAY-15		
	Storage: -80, Freezer P, top compartment			
502 Day 9				
20-MAY-15 00:00	Project #: 06262044.0000			
Urine	HOLD	:		USD
ANY	SAMPLE RECEIPT	1	: 15 mL vial plastic	USD

AXYS

AXYS Analytical Services Ltd.

Login Chain of Custody Report (ln01)

Jul. 08, 2015
12:28 PM

Login Number: L23419
Account: 4765 ARCADIS - FOSTER AFB
Project: 06262044.0000

Axys ID versus Client Sample Identification		**Received**	**Due**	**PR**
L23419-11		29-MAY-15		
	Storage: -80, Freezer P, top compartment			
601 Day 9 20-MAY-15 00:00	Project #: 06262044.0000			
Urine	HOLD	:		USD
ANY	SAMPLE RECEIPT	1	: 15 mL vial plastic	USD
L23419-12		29-MAY-15		
	Storage: -80, Freezer P, top compartment			
602 Day 9 20-MAY-15 00:00	Project #: 06262044.0000			
Urine	HOLD	:		USD
ANY	SAMPLE RECEIPT	1	: 15 mL vial plastic	USD
L23419-13		29-MAY-15		
	Storage: -80, Freezer P, top compartment			
701 Day 9 20-MAY-15 00:00	Project #: 06262044.0000			
Urine	HOLD	:		USD
ANY	SAMPLE RECEIPT	1	: 15 mL vial plastic	USD
L23419-14		29-MAY-15		
	Storage: -80, Freezer P, top compartment			
702 Day 9 20-MAY-15 00:00	Project #: 06262044.0000			
Urine	HOLD	:		USD
ANY	SAMPLE RECEIPT	1	: 15 mL vial plastic	USD
L23419-15		29-MAY-15		
	Storage: -80, Freezer P, top compartment			
801 Day 9 20-MAY-15 00:00	Project #: 06262044.0000			
Urine	HOLD	:		USD
ANY	SAMPLE RECEIPT	1	: 15 mL vial plastic	USD

AXYS

AXYS Analytical Services Ltd.

Login Chain of Custody Report (ln01)

Jul. 08, 2015
12:28 PM

Login Number: L23419
Account: 4765 ARCADIS - FOSTER AFB
Project: 06262044.0000

Axys ID versus Client Sample Identification		**Received**	**Due**	**PR**
L23419-16		29-MAY-15		
	Storage: -80, Freezer P, top compartment			
802 Day 9				
20-MAY-15 00:00	Project #: 06262044.0000			
Urine	HOLD	:		USD
ANY	SAMPLE RECEIPT	1	: 15 mL vial plastic	USD
L23419-17		29-MAY-15		
	Storage: -80, Freezer P, top compartment			
901 Day 9				
20-MAY-15 00:00	Project #: 06262044.0000			
Urine	HOLD	:		USD
ANY	SAMPLE RECEIPT	1	: 15 mL vial plastic	USD
L23419-18		29-MAY-15		
	Storage: -80, Freezer P, top compartment			
902 Day 9				
20-MAY-15 00:00	Project #: 06262044.0000			
Urine	HOLD	:		USD
ANY	SAMPLE RECEIPT	1	: 15 mL vial plastic	USD
L23419-19		29-MAY-15		
	Storage: -80, Freezer P, top compartment			
1001 Day 9				
20-MAY-15 00:00	Project #: 06262044.0000			
Urine	HOLD	:		USD
ANY	SAMPLE RECEIPT	3	: 15 mL vial plastic	USD
L23419-20		29-MAY-15		
	Storage: -80, Freezer P, top compartment			
1002 Day 9				
20-MAY-15 00:00	Project #: 06262044.0000			
Urine	HOLD	:		USD
ANY	SAMPLE RECEIPT	1	: 15 mL vial plastic	USD

AXYS

AXYS Analytical Services Ltd.

Login Chain of Custody Report (ln01)

Jul. 08, 2015

12:28 PM

Login Number: L23419

Account: 4765 ARCADIS - FOSTER AFB

Project: 06262044.0000

Axys ID versus Client Sample Identification		**Received**	**Due**	**PR**
L23419-21		29-MAY-15		
	Storage: -80, Freezer P, top compartment			
1101 Day 9				
20-MAY-15 00:00	Project #: 06262044.0000			
Urine	HOLD	:		USD
ANY	SAMPLE RECEIPT	1	: 15 mL vial plastic	USD
L23419-22		29-MAY-15		
	Storage: -80, Freezer P, top compartment			
1102 Day 9				
20-MAY-15 00:00	Project #: 06262044.0000			
Urine	HOLD	:		USD
ANY	SAMPLE RECEIPT	1	: 15 mL vial plastic	USD
L23419-23		29-MAY-15		
	Storage: -80, Freezer P, top compartment			
1201 Day 9				
20-MAY-15 00:00	Project #: 06262044.0000			
Urine	HOLD	:		USD
ANY	SAMPLE RECEIPT	1	: 15 mL vial plastic	USD
L23419-24		29-MAY-15		
	Storage: -80, Freezer P, top compartment			
1202 Day 9				
20-MAY-15 00:00	Project #: 06262044.0000			
Urine	HOLD	:		USD
ANY	SAMPLE RECEIPT	1	: 15 mL vial plastic	USD

AXYS

AXYS Analytical Services Ltd.

Login Chain of Custody Report (ln01)

Jul. 08, 2015
12:29 PM

Login Number: L23420
Account: 4765 ARCADIS - FOSTER AFB
Project: 06262044.0000

Axys ID versus Client Sample Identification		Received	Due	PR
L23420-1		29-MAY-15		
	Storage: -80, Freezer P, top compartment			
101 Day 10				
21-MAY-15 00:00	Project #: 06262044.0000			
Urine	HOLD		:	USD
ANY	SAMPLE RECEIPT	1	: 15 mL vial plastic	USD
L23420-2		29-MAY-15		
	Storage: -80, Freezer P, top compartment			
102 Day 10				
21-MAY-15 00:00	Project #: 06262044.0000			
Urine	HOLD		:	USD
ANY	SAMPLE RECEIPT	1	: 15 mL vial plastic	USD
L23420-3		29-MAY-15		
	Storage: -80, Freezer P, top compartment			
201 Day 10				
21-MAY-15 00:00	Project #: 06262044.0000			
Urine	HOLD		:	USD
ANY	SAMPLE RECEIPT	1	: 15 mL vial plastic	USD
L23420-4		29-MAY-15		
	Storage: -80, Freezer P, top compartment			
202 Day 10				
21-MAY-15 00:00	Project #: 06262044.0000			
Urine	HOLD		:	USD
ANY	SAMPLE RECEIPT	1	: 15 mL vial plastic	USD
L23420-5		29-MAY-15		
	Storage: -80, Freezer P, top compartment			
301 Day 10				
21-MAY-15 00:00	Project #: 06262044.0000			
Urine	HOLD		:	USD
ANY	SAMPLE RECEIPT	1	: 15 mL vial plastic	USD

AXYS

AXYS Analytical Services Ltd.

Login Chain of Custody Report (ln01)

Jul. 08, 2015
12:29 PM

Login Number: L23420
Account: 4765 ARCADIS - FOSTER AFB
Project: 06262044.0000

Axys ID versus Client Sample Identification		**Received**	**Due**	**PR**
L23420-6		29-MAY-15		
	Storage: -80, Freezer P, top compartment			
302 Day 10 21-MAY-15 00:00	Project #: 06262044.0000			
Urine	HOLD	:		USD
ANY	SAMPLE RECEIPT	1	: 15 mL vial plastic	USD
L23420-7		29-MAY-15		
	Storage: -80, Freezer P, top compartment			
401 Day 10 21-MAY-15 00:00	Project #: 06262044.0000			
Urine	HOLD	:		USD
ANY	SAMPLE RECEIPT	1	: 15 mL vial plastic	USD
L23420-8		29-MAY-15		
	Storage: -80, Freezer P, top compartment			
402 Day 10 21-MAY-15 00:00	Project #: 06262044.0000			
Urine	HOLD	:		USD
ANY	SAMPLE RECEIPT	1	: 15 mL vial plastic	USD
L23420-9		29-MAY-15		
	Storage: -80, Freezer P, top compartment			
501 Day 10 21-MAY-15 00:00	Project #: 06262044.0000			
Urine	HOLD	:		USD
ANY	SAMPLE RECEIPT	1	: 15 mL vial plastic	USD
L23420-10		29-MAY-15		
	Storage: -80, Freezer P, top compartment			
502 Day 10 21-MAY-15 00:00	Project #: 06262044.0000			
Urine	HOLD	:		USD
ANY	SAMPLE RECEIPT	1	: 15 mL vial plastic	USD

AXYS

AXYS Analytical Services Ltd.

Login Chain of Custody Report (ln01)

Jul. 08, 2015

12:29 PM

Login Number: L23420

Account: 4765 ARCADIS - FOSTER AFB

Project: 06262044.0000

Axys ID versus Client Sample Identification		Received	Due	PR
L23420-11		29-MAY-15		
	Storage: -80, Freezer P, top compartment			
601 Day 10 21-MAY-15 00:00	Project #: 06262044.0000			
Urine	HOLD		:	USD
ANY	SAMPLE RECEIPT	1	: 15 mL vial plastic	USD
L23420-12		29-MAY-15		
	Storage: -80, Freezer P, top compartment			
602 Day 10 21-MAY-15 00:00	Project #: 06262044.0000			
Urine	HOLD		:	USD
ANY	SAMPLE RECEIPT	1	: 15 mL vial plastic	USD
L23420-13		29-MAY-15		
	Storage: -80, Freezer P, top compartment			
701 Day 10 21-MAY-15 00:00	Project #: 06262044.0000			
Urine	HOLD		:	USD
ANY	SAMPLE RECEIPT	1	: 15 mL vial plastic	USD
L23420-14		29-MAY-15		
	Storage: -80, Freezer P, top compartment			
702 Day 10 21-MAY-15 00:00	Project #: 06262044.0000			
Urine	HOLD		:	USD
ANY	SAMPLE RECEIPT	1	: 15 mL vial plastic	USD
L23420-15		29-MAY-15		
	Storage: -80, Freezer P, top compartment			
801 Day 10 21-MAY-15 00:00	Project #: 06262044.0000			
Urine	HOLD		:	USD
ANY	SAMPLE RECEIPT	1	: 15 mL vial plastic	USD

AXYS

AXYS Analytical Services Ltd.

Login Chain of Custody Report (In01)

Jul. 08, 2015
12:29 PM

Login Number: L23420
Account: 4765 ARCADIS - FOSTER AFB
Project: 06262044.0000

Axys ID versus Client Sample Identification		**Received**	**Due**	**PR**
L23420-16		29-MAY-15		
	Storage: -80, Freezer P, top compartment			
802 Day 10 21-MAY-15 00:00	Project #: 06262044.0000			
Urine	HOLD	:		USD
ANY	SAMPLE RECEIPT	2	: 15 mL vial plastic	USD
L23420-17		29-MAY-15		
	Storage: -80, Freezer P, top compartment			
901 Day 10 21-MAY-15 00:00	Project #: 06262044.0000			
Urine	HOLD	:		USD
ANY	SAMPLE RECEIPT	1	: 15 mL vial plastic	USD
L23420-18		29-MAY-15		
	Storage: -80, Freezer P, top compartment			
902 Day 10 21-MAY-15 00:00	Project #: 06262044.0000			
Urine	HOLD	:		USD
ANY	SAMPLE RECEIPT	1	: 15 mL vial plastic	USD
L23420-19		29-MAY-15		
	Storage: -80, Freezer P, top compartment			
1001 Day 10 21-MAY-15 00:00	Project #: 06262044.0000			
Urine	HOLD	:		USD
ANY	SAMPLE RECEIPT	2	: 15 mL vial plastic	USD
L23420-20		29-MAY-15		
	Storage: -80, Freezer P, top compartment			
1002 Day 10 21-MAY-15 00:00	Project #: 06262044.0000			
Urine	HOLD	:		USD
ANY	SAMPLE RECEIPT	2	: 15 mL vial plastic	USD

AXYS

AXYS Analytical Services Ltd.

Login Chain of Custody Report (ln01)

Jul. 08, 2015
12:29 PM

Login Number: L23420
Account: 4765 ARCADIS - FOSTER AFB
Project: 06262044.0000

Axys ID versus Client Sample Identification		**Received**	**Due**	**PR**
L23420-21		29-MAY-15		
	Storage: -80, Freezer P, top compartment			
1101 Day 10				
21-MAY-15 00:00	Project #: 06262044.0000			
Urine	HOLD		:	USD
ANY	SAMPLE RECEIPT	1	: 15 mL vial plastic	USD
L23420-22		29-MAY-15		
	Storage: -80, Freezer P, top compartment			
1102 Day 10				
21-MAY-15 00:00	Project #: 06262044.0000			
Urine	HOLD		:	USD
ANY	SAMPLE RECEIPT	1	: 15 mL vial plastic	USD
L23420-23		29-MAY-15		
	Storage: -80, Freezer P, top compartment			
1201 Day 10				
21-MAY-15 00:00	Project #: 06262044.0000			
Urine	HOLD		:	USD
ANY	SAMPLE RECEIPT	1	: 15 mL vial plastic	USD
L23420-24		29-MAY-15		
	Storage: -80, Freezer P, top compartment			
1202 Day 10				
21-MAY-15 00:00	Project #: 06262044.0000			
Urine	HOLD		:	USD
ANY	SAMPLE RECEIPT	1	: 15 mL vial plastic	USD

AXYS

AXYS Analytical Services Ltd.

Login Chain of Custody Report (ln01)

Jul. 08, 2015
12:29 PM

Login Number: L23421
Account: 4765 ARCADIS - FOSTER AFB
Project: 06262044.0000

Axys ID versus Client Sample Identification		Received	Due	PR
L23421-1		29-MAY-15		
	Storage: -80, Freezer P, top compartment			
101 Day 11				
22-MAY-15 00:00	Project #: 06262044.0000			
Urine	HOLD		:	USD
ANY	SAMPLE RECEIPT	1	: 15 mL vial plastic	USD
L23421-2		29-MAY-15		
	Storage: -80, Freezer P, top compartment			
102 Day 11				
22-MAY-15 00:00	Project #: 06262044.0000			
Urine	HOLD		:	USD
ANY	SAMPLE RECEIPT	1	: 15 mL vial plastic	USD
L23421-3		29-MAY-15		
	Storage: -80, Freezer P, top compartment			
201 Day 11				
22-MAY-15 00:00	Project #: 06262044.0000			
Urine	HOLD		:	USD
ANY	SAMPLE RECEIPT	1	: 15 mL vial plastic	USD
L23421-4		29-MAY-15		
	Storage: -80, Freezer P, top compartment			
202 Day 11				
22-MAY-15 00:00	Project #: 06262044.0000			
Urine	HOLD		:	USD
ANY	SAMPLE RECEIPT	2	: 15 mL vial plastic	USD
L23421-5		29-MAY-15		
	Storage: -80, Freezer P, top compartment			
301 Day 11				
22-MAY-15 00:00	Project #: 06262044.0000			
Urine	HOLD		:	USD
ANY	SAMPLE RECEIPT	1	: 15 mL vial plastic	USD

AXYS

AXYS Analytical Services Ltd.

Login Chain of Custody Report (ln01)

Jul. 08, 2015
12:29 PM

Login Number: L23421
Account: 4765 ARCADIS - FOSTER AFB
Project: 06262044.0000

Axys ID versus Client Sample Identification		Received	Due	PR
L23421-6		29-MAY-15		
	Storage: -80, Freezer P, top compartment			
302 Day 11 22-MAY-15 00:00	Project #: 06262044.0000			
Urine	HOLD		:	USD
ANY	SAMPLE RECEIPT	1	: 15 mL vial plastic	USD
L23421-7		29-MAY-15		
	Storage: -80, Freezer P, top compartment			
401 Day 11 22-MAY-15 00:00	Project #: 06262044.0000			
Urine	HOLD		:	USD
ANY	SAMPLE RECEIPT	1	: 15 mL vial plastic	USD
L23421-8		29-MAY-15		
	Storage: -80, Freezer P, top compartment			
402 Day 11 22-MAY-15 00:00	Project #: 06262044.0000			
Urine	HOLD		:	USD
ANY	SAMPLE RECEIPT	1	: 15 mL vial plastic	USD
L23421-9		29-MAY-15		
	Storage: -80, Freezer P, top compartment			
501 Day 11 22-MAY-15 00:00	Project #: 06262044.0000			
Urine	HOLD		:	USD
ANY	SAMPLE RECEIPT	1	: 15 mL vial plastic	USD
L23421-10		29-MAY-15		
	Storage: -80, Freezer P, top compartment			
502 Day 11 22-MAY-15 00:00	Project #: 06262044.0000			
Urine	HOLD		:	USD
ANY	SAMPLE RECEIPT	1	: 15 mL vial plastic	USD

AXYS

AXYS Analytical Services Ltd.

Login Chain of Custody Report (ln01)

Jul. 08, 2015
12:29 PM

Login Number: L23421
Account: 4765 ARCADIS - FOSTER AFB
Project: 06262044.0000

Axys ID versus Client Sample Identification		**Received**	**Due**	**PR**
L23421-11		29-MAY-15		
	Storage: -80, Freezer P, top compartment			
601 Day 11 22-MAY-15 00:00	Project #: 06262044.0000			
Urine	HOLD	:		USD
ANY	SAMPLE RECEIPT	1	: 15 mL vial plastic	USD
L23421-12		29-MAY-15		
	Storage: -80, Freezer P, top compartment			
602 Day 11 22-MAY-15 00:00	Project #: 06262044.0000			
Urine	HOLD	:		USD
ANY	SAMPLE RECEIPT	1	: 15 mL vial plastic	USD
L23421-13		29-MAY-15		
	Storage: -80, Freezer P, top compartment			
701 Day 11 22-MAY-15 00:00	Project #: 06262044.0000			
Urine	HOLD	:		USD
ANY	SAMPLE RECEIPT	1	: 15 mL vial plastic	USD
L23421-14		29-MAY-15		
	Storage: -80, Freezer P, top compartment			
702 Day 11 22-MAY-15 00:00	Project #: 06262044.0000			
Urine	HOLD	:		USD
ANY	SAMPLE RECEIPT	1	: 15 mL vial plastic	USD
L23421-15		29-MAY-15		
	Storage: -80, Freezer P, top compartment			
801 Day 11 22-MAY-15 00:00	Project #: 06262044.0000			
Urine	HOLD	:		USD
ANY	SAMPLE RECEIPT	1	: 15 mL vial plastic	USD

AXYS

AXYS Analytical Services Ltd.

Login Chain of Custody Report (ln01)

Jul. 08, 2015
12:29 PM

Login Number: L23421
Account: 4765 ARCADIS - FOSTER AFB
Project: 06262044.0000

Axys ID versus Client Sample Identification		Received	Due	PR
L23421-16		29-MAY-15		
	Storage: -80, Freezer P, top compartment			
802 Day 11				
22-MAY-15 00:00	Project #: 06262044.0000			
Urine	HOLD		:	USD
ANY	SAMPLE RECEIPT	1	: 15 mL vial plastic	USD
L23421-17		29-MAY-15		
	Storage: -80, Freezer P, top compartment			
901 Day 11				
22-MAY-15 00:00	Project #: 06262044.0000			
Urine	HOLD		:	USD
ANY	SAMPLE RECEIPT	1	: 15 mL vial plastic	USD
L23421-18		29-MAY-15		
	Storage: -80, Freezer P, top compartment			
902 Day 11				
22-MAY-15 00:00	Project #: 06262044.0000			
Urine	HOLD		:	USD
ANY	SAMPLE RECEIPT	1	: 15 mL vial plastic	USD
L23421-19		29-MAY-15		
	Storage: -80, Freezer P, top compartment			
1001 Day 11				
22-MAY-15 00:00	Project #: 06262044.0000			
Urine	HOLD		:	USD
ANY	SAMPLE RECEIPT	1	: 15 mL vial plastic	USD
L23421-20		29-MAY-15		
	Storage: -80, Freezer P, top compartment			
1002 Day 11				
22-MAY-15 00:00	Project #: 06262044.0000			
Urine	HOLD		:	USD
ANY	SAMPLE RECEIPT	1	: 15 mL vial plastic	USD

AXYS

AXYS Analytical Services Ltd.

Login Chain of Custody Report (ln01)

Jul. 08, 2015
12:29 PM

Login Number: L23421
Account: 4765 ARCADIS - FOSTER AFB
Project: 06262044.0000

Axys ID versus Client Sample Identification		Received	Due	PR
L23421-21		29-MAY-15		
	Storage: -80, Freezer P, top compartment			
1101 Day 11				
22-MAY-15 00:00	Project #: 06262044.0000			
Urine	HOLD	:		USD
ANY	SAMPLE RECEIPT	1	: 15 mL vial plastic	USD
L23421-22		29-MAY-15		
	Storage: -80, Freezer P, top compartment			
1102 Day 11				
22-MAY-15 00:00	Project #: 06262044.0000			
Urine	HOLD	:		USD
ANY	SAMPLE RECEIPT	1	: 15 mL vial plastic	USD
L23421-23		29-MAY-15		
	Storage: -80, Freezer P, top compartment			
1201 Day 11				
22-MAY-15 00:00	Project #: 06262044.0000			
Urine	HOLD	:		USD
ANY	SAMPLE RECEIPT	1	: 15 mL vial plastic	USD
L23421-24		29-MAY-15		
	Storage: -80, Freezer P, top compartment			
1202 Day 11				
22-MAY-15 00:00	Project #: 06262044.0000			
Urine	HOLD	:		USD
ANY	SAMPLE RECEIPT	1	: 15 mL vial plastic	USD

AXYS

AXYS Analytical Services Ltd.

Login Chain of Custody Report (ln01)

Jul. 08, 2015
12:31 PM

Login Number: L23422
Account: 4765 ARCADIS - FOSTER AFB
Project: 06262044.0000

Axys ID versus Client Sample Identification		**Received**	**Due**	**PR**
L23422-1		29-MAY-15		
	Storage: -80, Freezer P, top compartment			
101 Day 12				
23-MAY-15 00:00	Project #: 06262044.0000			
Urine	HOLD	:		USD
ANY	SAMPLE RECEIPT	1	: 15 mL vial plastic	USD
L23422-2		29-MAY-15		
	Storage: -80, Freezer P, top compartment			
102 Day 12				
23-MAY-15 00:00	Project #: 06262044.0000			
Urine	HOLD	:		USD
ANY	SAMPLE RECEIPT	1	: 15 mL vial plastic	USD
L23422-3		29-MAY-15		
	Storage: -80, Freezer P, top compartment			
201 Day 12				
23-MAY-15 00:00	Project #: 06262044.0000			
Urine	HOLD	:		USD
ANY	SAMPLE RECEIPT	1	: 15 mL vial plastic	USD
L23422-4		29-MAY-15		
	Storage: -80, Freezer P, top compartment			
202 Day 12				
23-MAY-15 00:00	Project #: 06262044.0000			
Urine	HOLD	:		USD
ANY	SAMPLE RECEIPT	1	: 15 mL vial plastic	USD
L23422-5		29-MAY-15		
	Storage: -80, Freezer P, top compartment			
301 Day 12				
23-MAY-15 00:00	Project #: 06262044.0000			
Urine	HOLD	:		USD
ANY	SAMPLE RECEIPT	1	: 15 mL vial plastic	USD

AXYS

AXYS Analytical Services Ltd.

Login Chain of Custody Report (ln01)

Jul. 08, 2015
12:31 PM

Login Number: L23422
Account: 4765 ARCADIS - FOSTER AFB
Project: 06262044.0000

Axys ID versus Client Sample Identification		**Received**	**Due**	**PR**
L23422-6		29-MAY-15		
	Storage: -80, Freezer P, top compartment			
302 Day 12 23-MAY-15 00:00	Project #: 06262044.0000			
Urine	HOLD	:		USD
ANY	SAMPLE RECEIPT	1	: 15 mL vial plastic	USD
L23422-7		29-MAY-15		
	Storage: -80, Freezer P, top compartment			
401 Day 12 23-MAY-15 00:00	Project #: 06262044.0000			
Urine	HOLD	:		USD
ANY	SAMPLE RECEIPT	1	: 15 mL vial plastic	USD
L23422-8		29-MAY-15		
	Storage: -80, Freezer P, top compartment			
402 Day 12 23-MAY-15 00:00	Project #: 06262044.0000			
Urine	HOLD	:		USD
ANY	SAMPLE RECEIPT	1	: 15 mL vial plastic	USD
L23422-9		29-MAY-15		
	Storage: -80, Freezer P, top compartment			
501 Day 12 23-MAY-15 00:00	Project #: 06262044.0000			
Urine	HOLD	:		USD
ANY	SAMPLE RECEIPT	1	: 15 mL vial plastic	USD
L23422-10		29-MAY-15		
	Storage: -80, Freezer P, top compartment			
502 Day 12 23-MAY-15 00:00	Project #: 06262044.0000			
Urine	HOLD	:		USD
ANY	SAMPLE RECEIPT	1	: 15 mL vial plastic	USD

AXYS

AXYS Analytical Services Ltd.

Login Chain of Custody Report (ln01)

Jul. 08, 2015
12:31 PM

Login Number: L23422
Account: 4765 ARCADIS - FOSTER AFB
Project: 06262044.0000

Axys ID versus Client Sample Identification		**Received**	**Due**	**PR**
L23422-11		29-MAY-15		
	Storage: -80, Freezer P, top compartment			
601 Day 12				
23-MAY-15 00:00	Project #: 06262044.0000			
Urine	HOLD	:		USD
ANY	SAMPLE RECEIPT	1	: 15 mL vial plastic	USD
L23422-12		29-MAY-15		
	Storage: -80, Freezer P, top compartment			
602 Day 12				
23-MAY-15 00:00	Project #: 06262044.0000			
Urine	HOLD	:		USD
ANY	SAMPLE RECEIPT	1	: 15 mL vial plastic	USD
L23422-13		29-MAY-15		
	Storage: -80, Freezer P, top compartment			
701 Day 12				
23-MAY-15 00:00	Project #: 06262044.0000			
Urine	HOLD	:		USD
ANY	SAMPLE RECEIPT	1	: 15 mL vial plastic	USD
L23422-14		29-MAY-15		
	Storage: -80, Freezer P, top compartment			
702 Day 12				
23-MAY-15 00:00	Project #: 06262044.0000			
Urine	HOLD	:		USD
ANY	SAMPLE RECEIPT	1	: 15 mL vial plastic	USD
L23422-15		29-MAY-15		
	Storage: -80, Freezer P, top compartment			
801 Day 12				
23-MAY-15 00:00	Project #: 06262044.0000			
Urine	HOLD	:		USD
ANY	SAMPLE RECEIPT	1	: 15 mL vial plastic	USD

AXYS

AXYS Analytical Services Ltd.

Login Chain of Custody Report (ln01)

Jul. 08, 2015
12:31 PM

Login Number: L23422
Account: 4765 ARCADIS - FOSTER AFB
Project: 06262044.0000

Axys ID versus Client Sample Identification		Received	Due	PR
L23422-16		29-MAY-15		
	Storage: -80, Freezer P, top compartment			
802 Day 12				
23-MAY-15 00:00	Project #: 06262044.0000			
Urine	HOLD		:	USD
ANY	SAMPLE RECEIPT	1	: 15 mL vial plastic	USD
L23422-17		29-MAY-15		
	Storage: -80, Freezer P, top compartment			
901 Day 12				
23-MAY-15 00:00	Project #: 06262044.0000			
Urine	HOLD		:	USD
ANY	SAMPLE RECEIPT	1	: 15 mL vial plastic	USD
L23422-18		29-MAY-15		
	Storage: -80, Freezer P, top compartment			
902 Day 12				
23-MAY-15 00:00	Project #: 06262044.0000			
Urine	HOLD		:	USD
ANY	SAMPLE RECEIPT	1	: 15 mL vial plastic	USD
L23422-19		29-MAY-15		
	Storage: -80, Freezer P, top compartment			
1001 Day 12				
23-MAY-15 00:00	Project #: 06262044.0000			
Urine	HOLD		:	USD
ANY	SAMPLE RECEIPT	1	: 15 mL vial plastic	USD
L23422-20		29-MAY-15		
	Storage: -80, Freezer P, top compartment			
1002 Day 12				
23-MAY-15 00:00	Project #: 06262044.0000			
Urine	HOLD		:	USD
ANY	SAMPLE RECEIPT	1	: 15 mL vial plastic	USD

AXYS

AXYS Analytical Services Ltd.

Login Chain of Custody Report (ln01)

Jul. 08, 2015
12:31 PM

Login Number: L23422
Account: 4765 ARCADIS - FOSTER AFB
Project: 06262044.0000

Axys ID versus Client Sample Identification		**Received**	**Due**	**PR**
L23422-21		29-MAY-15		
	Storage: -80, Freezer P, top compartment			
1101 Day 12				
23-MAY-15 00:00	Project #: 06262044.0000			
Urine	HOLD		:	USD
ANY	SAMPLE RECEIPT	1	: 15 mL vial plastic	USD
L23422-22		29-MAY-15		
	Storage: -80, Freezer P, top compartment			
1102 Day 12				
23-MAY-15 00:00	Project #: 06262044.0000			
Urine	HOLD		:	USD
ANY	SAMPLE RECEIPT	1	: 15 mL vial plastic	USD
L23422-23		29-MAY-15		
	Storage: -80, Freezer P, top compartment			
1201 Day 12				
23-MAY-15 00:00	Project #: 06262044.0000			
Urine	HOLD		:	USD
ANY	SAMPLE RECEIPT	1	: 15 mL vial plastic	USD
L23422-24		29-MAY-15		
	Storage: -80, Freezer P, top compartment			
1202 Day 12				
23-MAY-15 00:00	Project #: 06262044.0000			
Urine	HOLD		:	USD
ANY	SAMPLE RECEIPT	1	: 15 mL vial plastic	USD

AXYS

AXYS Analytical Services Ltd.

Login Chain of Custody Report (ln01)

Jul. 08, 2015
12:31 PM

Login Number: L23423
Account: 4765 ARCADIS - FOSTER AFB
Project: 06262044.0000

Axys ID versus Client Sample Identification		Received	Due	PR
L23423-1		29-MAY-15		
	Storage: -80, Freezer P, top compartment			
101 Day 13				
24-MAY-15 00:00	Project #: 06262044.0000			
Urine	HOLD		:	USD
ANY	SAMPLE RECEIPT	1	: 15 mL vial plastic	USD
L23423-2		29-MAY-15		
	Storage: -80, Freezer P, top compartment			
102 Day 13				
24-MAY-15 00:00	Project #: 06262044.0000			
Urine	HOLD		:	USD
ANY	SAMPLE RECEIPT	1	: 15 mL vial plastic	USD
L23423-3		29-MAY-15		
	Storage: -80, Freezer P, top compartment			
201 Day 13				
24-MAY-15 00:00	Project #: 06262044.0000			
Urine	HOLD		:	USD
ANY	SAMPLE RECEIPT	1	: 15 mL vial plastic	USD
L23423-4		29-MAY-15		
	Storage: -80, Freezer P, top compartment			
202 Day 13				
24-MAY-15 00:00	Project #: 06262044.0000			
Urine	HOLD		:	USD
ANY	SAMPLE RECEIPT	1	: 15 mL vial plastic	USD
L23423-5		29-MAY-15		
	Storage: -80, Freezer P, top compartment			
301 Day 13				
24-MAY-15 00:00	Project #: 06262044.0000			
Urine	HOLD		:	USD
ANY	SAMPLE RECEIPT	1	: 15 mL vial plastic	USD

AXYS

AXYS Analytical Services Ltd.

Login Chain of Custody Report (ln01)

Jul. 08, 2015
12:31 PM

Login Number: L23423
Account: 4765 ARCADIS - FOSTER AFB
Project: 06262044.0000

Axys ID versus Client Sample Identification		Received	Due	PR
L23423-6		29-MAY-15		
	Storage: -80, Freezer P, top compartment			
302 Day 13				
24-MAY-15 00:00	Project #: 06262044.0000			
Urine	HOLD	:		USD
ANY	SAMPLE RECEIPT	1	: 15 mL vial plastic	USD
L23423-7		29-MAY-15		
	Storage: -80, Freezer P, top compartment			
401 Day 13				
24-MAY-15 00:00	Project #: 06262044.0000			
Urine	HOLD	:		USD
ANY	SAMPLE RECEIPT	1	: 15 mL vial plastic	USD
L23423-8		29-MAY-15		
	Storage: -80, Freezer P, top compartment			
402 Day 13				
24-MAY-15 00:00	Project #: 06262044.0000			
Urine	HOLD	:		USD
ANY	SAMPLE RECEIPT	1	: 15 mL vial plastic	USD
L23423-9		29-MAY-15		
	Storage: -80, Freezer P, top compartment			
501 Day 13				
24-MAY-15 00:00	Project #: 06262044.0000			
Urine	HOLD	:		USD
ANY	SAMPLE RECEIPT	1	: 15 mL vial plastic	USD
L23423-10		29-MAY-15		
	Storage: -80, Freezer P, top compartment			
502 Day 13				
24-MAY-15 00:00	Project #: 06262044.0000			
Urine	HOLD	:		USD
ANY	SAMPLE RECEIPT	1	: 15 mL vial plastic	USD

AXYS

AXYS Analytical Services Ltd.

Login Chain of Custody Report (ln01)

Jul. 08, 2015
12:31 PM

Login Number: L23423
Account: 4765 ARCADIS - FOSTER AFB
Project: 06262044.0000

Axys ID versus Client Sample Identification		Received	Due	PR
L23423-11		29-MAY-15		
	Storage: -80, Freezer P, top compartment			
601 Day 13				
24-MAY-15 00:00	Project #: 06262044.0000			
Urine	HOLD	:		USD
ANY	SAMPLE RECEIPT	1	: 15 mL vial plastic	USD
L23423-12		29-MAY-15		
	Storage: -80, Freezer P, top compartment			
602 Day 13				
24-MAY-15 00:00	Project #: 06262044.0000			
Urine	HOLD	:		USD
ANY	SAMPLE RECEIPT	1	: 15 mL vial plastic	USD
L23423-13		29-MAY-15		
	Storage: -80, Freezer P, top compartment			
701 Day 13				
24-MAY-15 00:00	Project #: 06262044.0000			
Urine	HOLD	:		USD
ANY	SAMPLE RECEIPT	1	: 15 mL vial plastic	USD
L23423-14		29-MAY-15		
	Storage: -80, Freezer P, top compartment			
702 Day 13				
24-MAY-15 00:00	Project #: 06262044.0000			
Urine	HOLD	:		USD
ANY	SAMPLE RECEIPT	1	: 15 mL vial plastic	USD
L23423-15		29-MAY-15		
	Storage: -80, Freezer P, top compartment			
801 Day 13				
24-MAY-15 00:00	Project #: 06262044.0000			
Urine	HOLD	:		USD
ANY	SAMPLE RECEIPT	1	: 15 mL vial plastic	USD

AXYS

AXYS Analytical Services Ltd.

Login Chain of Custody Report (ln01)

Jul. 08, 2015

12:31 PM

Login Number: L23423

Account: 4765 ARCADIS - FOSTER AFB

Project: 06262044.0000

Axys ID versus Client Sample Identification		**Received**	**Due**	**PR**
L23423-16		29-MAY-15		
	Storage: -80, Freezer P, top compartment			
802 Day 13				
24-MAY-15 00:00	Project #: 06262044.0000			
Urine	HOLD	:		USD
ANY	SAMPLE RECEIPT	1	: 15 mL vial plastic	USD
L23423-17		29-MAY-15		
	Storage: -80, Freezer P, top compartment			
901 Day 13				
24-MAY-15 00:00	Project #: 06262044.0000			
Urine	HOLD	:		USD
ANY	SAMPLE RECEIPT	1	: 15 mL vial plastic	USD
L23423-18		29-MAY-15		
	Storage: -80, Freezer P, top compartment			
902 Day 13				
24-MAY-15 00:00	Project #: 06262044.0000			
Urine	HOLD	:		USD
ANY	SAMPLE RECEIPT	1	: 15 mL vial plastic	USD
L23423-19		29-MAY-15		
	Storage: -80, Freezer P, top compartment			
1001 Day 13				
24-MAY-15 00:00	Project #: 06262044.0000			
Urine	HOLD	:		USD
ANY	SAMPLE RECEIPT	1	: 15 mL vial plastic	USD
L23423-20		29-MAY-15		
	Storage: -80, Freezer P, top compartment			
1002 Day 13				
24-MAY-15 00:00	Project #: 06262044.0000			
Urine	HOLD	:		USD
ANY	SAMPLE RECEIPT	1	: 15 mL vial plastic	USD

AXYS

AXYS Analytical Services Ltd.

Login Chain of Custody Report (ln01)

Jul. 08, 2015
12:31 PM

Login Number: L23423
Account: 4765 ARCADIS - FOSTER AFB
Project: 06262044.0000

Axys ID versus Client Sample Identification		**Received**	**Due**	**PR**
L23423-21		29-MAY-15		
	Storage: -80, Freezer P, top compartment			
1101 Day 13 24-MAY-15 00:00	Project #: 06262044.0000			
Urine	HOLD		:	USD
ANY	SAMPLE RECEIPT	1	: 15 mL vial plastic	USD
L23423-22		29-MAY-15		
	Storage: -80, Freezer P, top compartment			
1102 Day 13 24-MAY-15 00:00	Project #: 06262044.0000			
Urine	HOLD		:	USD
ANY	SAMPLE RECEIPT	1	: 15 mL vial plastic	USD
L23423-23		29-MAY-15		
	Storage: -80, Freezer P, top compartment			
1201 Day 13 24-MAY-15 00:00	Project #: 06262044.0000			
Urine	HOLD		:	USD
ANY	SAMPLE RECEIPT	1	: 15 mL vial plastic	USD
L23423-24		29-MAY-15		
	Storage: -80, Freezer P, top compartment			
1202 Day 13 24-MAY-15 00:00	Project #: 06262044.0000			
Urine	HOLD		:	USD
ANY	SAMPLE RECEIPT	1	: 15 mL vial plastic	USD

Sample Transfer 4765

Study Number: 031705
Interval: Day 2 - Day 15
Species: Mouse
Sample Type/Anticoagulant: Urine/ None
Study Director: Hawks
Storage Condition: set at: ≤-70°C (LS-FRZR-00050)
Transfer/Shipping Conditions: Frozen

Sample(s) Logged By/Date: 5-13-15 / 5-14-15
Sample(s) Transferred By/Date: 5-26-15
Sample(s) Received By/Date: 29MAY15 10:00
Samples(s) Inventoried By/Date:
Sample(s) Received Intact/Frozen: (Yes) / No (circle)

Box Number	Box Position	Animal Number	Group	Sex	Interval	Sample Logged(✓)	Inventoried (✓)
1	1	101	1	F	Day 2	✓	
1	2	102	1	F	Day 2	✓	
1	3	201	2	F	Day 2	✓	
1	4	202	2	F	Day 2	✓	
1	5	301	3	F	Day 2	✓	
1	6	302	3	F	Day 2	✓	
1	7	401	4	F	Day 2	✓	
1	8	402	4	F	Day 2	✓	
1	9	501	5	F	Day 2	✓	
1	10	502	5	F	Day 2	✓	
1	11	601	6	F	Day 2	✓	
1	12	602	6	F	Day 2	✓	
1	13	701	7	F	Day 2	✓	
1	14	702	7	F	Day 2	✓	
1	15	801	8	F	Day 2	✓	
1	16	802	8	F	Day 2	✓	
1	17	901	9	F	Day 2	✓	
1	18	902	9	F	Day 2	✓	
1	19	1001	10	F	Day 2	✓	
1	20	1002	10	F	Day 2	✓	
1	21	1101	11	F	Day 2	✓	
1	22	1102	11	F	Day 2	✓	
1	23	1201	12	F	Day 2	✓	
1	24	1202	12	F	Day 2	✓	
1	25	101	1	F	Day 3	✓	
1	26	102	1	F	Day 3	✓	
1	27	201	2	F	Day 3	✓	
1	28	202	2	F	Day 3	✓	
1	29	301	3	F	Day 3	✓	
1	30	302	3	F	Day 3	✓	
1	31	401	4	F	Day 3	✓	
1	32	402	4	F	Day 3	✓	
1	33	501	5	F	Day 3	✓	
1	34	502	5	F	Day 3	✓	
1	35	601	6	F	Day 3	✓	
1	36	602	6	F	Day 3	✓	
2	1	701	7	F	Day 3	✓	
2	2	702	7	F	Day 3	✓	
2	3	801	8	F	Day 3	✓	
2	4	802	8	F	Day 3	✓	

NS=No Sample

Sample Transfer 4765

Study Number: 031705
Interval: Day 2 - Day 15
Species: Mouse
Sample Type/Anticoagulant: Urine/ None
Study Director: Hawks
Storage Condition: set at: ≤-70°C (LS-FRZR-00050)
Transfer/Shipping Conditions: Frozen

Sample(s) Logged By/Date: 5/14/15 PMP 5-15-15
① NF 5/18/15
Sample(s) Transferred By/Date: 5-26-15
Sample(s) Received By/Date: [illegible] 29 MAY 15 10:00
Samples(s) Inventoried By/Date:
Sample(s) Received Intact/Frozen: Yes / No (circle)

Box Number	Box Position	Animal Number	Group	Sex	Interval	Sample Logged(✓)	Inventoried (✓)
2	5	901	9	F	Day 3	✓	
2	6	902	9	F	Day 3	✓	
2	7	1001	10	F	Day 3	✓	
2	8	1002	10	F	Day 3	✓	
2	9	1101	11	F	Day 3	✓	
2	10	1102	11	F	Day 3	✓	
2	11	1201	12	F	Day 3	✓	
2	12	1202	12	F	Day 3	✓	
2	13	101	1	F	Day 4	✓ ③	
2	14	102	1	F	Day 4	✓	
2	15	201	2	F	Day 4	✓	
2	16	202	2	F	Day 4	✓	
2	17	301	3	F	Day 4	✓	
2	18	302	3	F	Day 4	✓	
2	19	401	4	F	Day 4	✓	
2	20	402	4	F	Day 4	✓	
2	21	501	5	F	Day 4	✓	
2	22	502	5	F	Day 4	✓	
2	23	601	6	F	Day 4	✓	
2	24	602	6	F	Day 4	✓	
2	25	701	7	F	Day 4	✓	
2	26	702	7	F	Day 4	✓	
2	27	801	8	F	Day 4	✓	
2	28	802	8	F	Day 4	✓	
2	29	901	9	F	Day 4	✓	
2	30	902	9	F	Day 4	✓	
2	31	1001	10	F	Day 4	✓	
2	32	1002	10	F	Day 4	✓	
2	33	1101	11	F	Day 4	✓	
2	34	1102	11	F	Day 4	✓	
2	35	1201	12	F	Day 4	✓	
2	36	1202	12	F	Day 4	✓ ③	
3	1	101	1	F	Day 5 ②	✓ ①	
3	2	102	1	F	Day 5 ②	✓ ①	
3	3	201	2	F	Day 5 ②	✓ ①	
3	4	202	2	F	Day 5 ②	✓ ①	
3	5	301	3	F	Day 5 ②	✓ ①	
3	6	302	3	F	Day 5 ②	✓ ①	
3	7	401	4	F	Day 5 ②	✓ ①	
3	8	402	4	F	Day 5 ②	✓ ①	

NS=No Sample

① Sample logged by NF on 5/18/15 but collected on 5/16/15. NF 5/18/15

② Day 5 sample collected by NF and placed into tubes labeled for day 12 NF 5/18/15

③ To clarify, Day 4 samples received on 5-15-15 in tubes labeled Day 14 / PMP 5-2

Sample Transfer

4765

Study Number: 031705
Interval: Day 2 - Day 15
Species: Mouse
Sample Type/Anticoagulant: Urine/ None
Study Director: Hawks
Storage Condition: set at: ≤-70°C (LS-FRZR-00050)
Transfer/Shipping Conditions: Frozen

Sample(s) Logged By/Date: (1)(3) NF 5/18/15
Sample(s) Transferred By/Date: [illegible] 5.26.15
Sample(s) Received By/Date: [illegible] 29 MAY 15 10:00
Samples(s) Inventoried By/Date:
Sample(s) Received Intact/Frozen: Yes / No (circle)

Box Number	Box Position	Animal Number	Group	Sex	Interval	Sample Logged(✓)	Inventoried (✓)
3	9	501	5	F	Day 5 (2)	✓ (1)	
3	10	502	5	F	Day 5 (2)	✓ (1)	
3	11	601	6	F	Day 5 (2)	✓ (1)	
3	12	602	6	F	Day 5 (2)	✓ (1)	
3	13	701	7	F	Day 5 (2)	✓ (1)	
3	14	702	7	F	Day 5 (2)	✓ (1)	
3	15	801	8	F	Day 5 (2)	✓ (1)	
3	16	802	8	F	Day 5 (2)	✓ (1)	
3	17	901	9	F	Day 5 (2)	✓ (1)	
3	18	902	9	F	Day 5 (2)	✓ (1)	
3	19	1001	10	F	Day 5 (2)	✓ (1)	
3	20	1002	10	F	Day 5 (2)	✓ (1)	
3	21	1101	11	F	Day 5 (2)	✓ (1)	
3	22	1102	11	F	Day 5 (2)	✓ (1)	
3	23	1201	12	F	Day 5 (2)	✓ (1)	
3	24	1202	12	F	Day 5 (2)	✓ (1)	
3	25	101	1	F	Day 6 (4)	✓ (3)	
3	26	102	1	F	Day 6 (4)	✓ (3)	
3	27	201	2	F	Day 6 (4)	✓ (3)	
3	28	202	2	F	Day 6 (4)	✓ (3)	
3	29	301	3	F	Day 6 (4)	✓ (3)	
3	30	302	3	F	Day 6 (4)	✓ (3)	
3	31	401	4	F	Day 6 (4)	✓ (3)	
3	32	402	4	F	Day 6 (4)	✓ (3)	
3	33	501	5	F	Day 6 (4)	✓ (3)	
3	34	502	5	F	Day 6 (4)	✓ (3)	
3	35	601	6	F	Day 6 (4)	✓ (3)	
3	36	602	6	F	Day 6 (4)	✓ (3)	
4	1	701	7	F	Day 6 (4)	✓ (3)	
4	2	702	7	F	Day 6 (4)	✓ (3)	
4	3	801	8	F	Day 6 (4)	✓ (3)	
4	4	802	8	F	Day 6 (4)	✓ (3)	
4	5	901	9	F	Day 6 (4)	✓ (3)	
4	6	902	9	F	Day 6 (4)	✓ (3)	
4	7	1001	10	F	Day 6 (4)	✓ (3)	
4	8	1002	10	F	Day 6 (4)	✓ (3)	
4	9	1101	11	F	Day 6 (4)	✓ (3)	
4	10	1102	11	F	Day 6 (4)	✓ (3)	
4	11	1201	12	F	Day 6 (4)	✓ (3)	
4	12	1202	12	F	Day 6 (4)	✓ (3)	

NS=No Sample

(1) Sample logged by NF on 5/18/15 but collected by NF on 5/16/15. NF 5/18/15
(2) DAY 5 sample collected by NF and placed into tubes labelED for...
(3) Sample logged by NF on 5/18/15 but collected on 5/17/15. NF 5/18/15
(4) DAY 6 sample collected by NF and placed into tubes labeled day 15. NF 5/18/15

Sample Transfer

4765

Study Number: 031705
Interval: Day 2 - Day 15
Species: Mouse
Sample Type/Anticoagulant: Urine/ None
Study Director: Hawks
Storage Condition: set at: ≤-70°C (LS-FRZR-00050)
Transfer/Shipping Conditions: Frozen

Sample(s) Logged By/Date: ① NF 5/18/15 5-19-15
Sample(s) Transferred By/Date: 5-26-15
Sample(s) Received By/Date: 29MAY15 10:00
Samples(s) Inventoried By/Date:
Sample(s) Received Intact/Frozen: Yes / No (circle)

Box Number	Box Position	Animal Number	Group	Sex	Interval	Sample Logged(✓)	Inventoried (✓)
4	13	101	1	F	Day 7 ①	✓	
4	14	102	1	F	Day 7 ①	✓	
4	15	201	2	F	Day 7 ①	✓	
4	16	202	2	F	Day 7 ①	✓	
4	17	301	3	F	Day 7 ①	✓	
4	18	302	3	F	Day 7 ①	✓	
4	19	401	4	F	Day 7 ①	✓	
4	20	402	4	F	Day 7 ①	✓	
4	21	501	5	F	Day 7 ①	✓	
4	22	502	5	F	Day 7 ①	✓	
4	23	601	6	F	Day 7 ①	✓	
4	24	602	6	F	Day 7 ①	✓	
4	25	701	7	F	Day 7 ①	✓	
4	26	702	7	F	Day 7 ①	✓	
4	27	801	8	F	Day 7 ①	✓	
4	28	802	8	F	Day 7 ①	✓	
4	29	901	9	F	Day 7 ①	✓	
4	30	902	9	F	Day 7 ①	✓	
4	31	1001	10	F	Day 7 ①	✓	
4	32	1002	10	F	Day 7 ①	✓	
4	33	1101	11	F	Day 7 ①	✓	
4	34	1102	11	F	Day 7 ①	✓	
4	35	1201	12	F	Day 7 ①	✓	
4	36	1202	12	F	Day 7 ①	✓ +e ① NF 5/18/15	
5	1	101	1	F	Day 8	✓	
5	2	102	1	F	Day 8	✓	
5	3	201	2	F	Day 8	✓	
5	4	202	2	F	Day 8	✓	
5	5	301	3	F	Day 8	✓	
5	6	302	3	F	Day 8	✓	
5	7	401	4	F	Day 8	✓	
5	8	402	4	F	Day 8	✓	
5	9	501	5	F	Day 8	✓	
5	10	502	5	F	Day 8	✓	
5	11	601	6	F	Day 8	✓	
5	12	602	6	F	Day 8	✓	
5	13	701	7	F	Day 8	✓	
5	14	702	7	F	Day 8	✓	
5	15	801	8	F	Day 8	✓	
5	16	802	8	F	Day 8	✓	

① Day 7 sample collected by NF and placed into tubes labeled Day 13. NF 5/18/15

NS=No Sample

Sample Transfer 4765

Study Number: 031705
Interval: Day 2 - Day 15
Species: Mouse
Sample Type/Anticoagulant: Urine/ None
Study Director: Hawks
Storage Condition: set at: ≤-70°C (LS-FRZR-00050)
Transfer/Shipping Conditions: Frozen

Sample(s) Logged By/Date: S 5.19.15 / S 5.20.15 S 5.21.15
Sample(s) Transferred By/Date: S 5.26.15
Sample(s) Received By/Date: Ellen Murphy 29 MAY 15 10:00
Samples(s) Inventoried By/Date:
Sample(s) Received Intact/Frozen: Yes / No (circle)

Box Number	Box Position	Animal Number	Group	Sex	Interval	Sample Logged(✓)	Inventoried (✓)
5	17	901	9	F	Day 8	✓	
5	18	902	9	F	Day 8	✓	
5	19	1001	10	F	Day 8	✓	
5	20	1002	10	F	Day 8	✓	
5	21	1101	11	F	Day 8	✓	
5	22	1102	11	F	Day 8	✓	
5	23	1201	12	F	Day 8	✓	
5	24	1202	12	F	Day 8	✓	
5	25	101	1	F	Day 9	✓	
5	26	102	1	F	Day 9	✓	
5	27	201	2	F	Day 9	✓	
5	28	202	2	F	Day 9	✓	
5	29	301	3	F	Day 9	✓	
5	30	302	3	F	Day 9	✓	
5	31	401	4	F	Day 9	✓	
5	32	402	4	F	Day 9	✓	
5	33	501	5	F	Day 9	✓	
5	34	502	5	F	Day 9	✓	
5	35	601	6	F	Day 9	✓	
5	36	602	6	F	Day 9	✓	
6	1	701	7	F	Day 9	✓	
6	2	702	7	F	Day 9	✓	
6	3	801	8	F	Day 9	✓	
6	4	802	8	F	Day 9	✓	
6	5	901	9	F	Day 9	✓	
6	6	902	9	F	Day 9	✓	
6	7	1001	10	F	Day 9	✓	
6	8	1002	10	F	Day 9	✓	
6	9	1101	11	F	Day 9	✓	
6	10	1102	11	F	Day 9	✓	
6	11	1201	12	F	Day 9	✓	
6	12	1202	12	F	Day 9	✓	
6	13	101	1	F	Day 10	✓	
6	14	102	1	F	Day 10	✓	
6	15	201	2	F	Day 10	✓	
6	16	202	2	F	Day 10	✓	
6	17	301	3	F	Day 10	✓	
6	18	302	3	F	Day 10	✓	
6	19	401	4	F	Day 10	✓	
6	20	402	4	F	Day 10	✓	

NS=No Sample

Sample Transfer 4765

Study Number: 031705
Interval: Day 2 - Day 15
Species: Mouse
Sample Type/Anticoagulant: Urine/ None
Study Director: Hawks
Storage Condition: set at: <-70°C (LS-FRZR-00050)
Transfer/Shipping Conditions: Frozen

Sample(s) Logged By/Date: [illegible] 5.21.15 45 5/22/15
Sample(s) Transferred By/Date: [illegible] 5.26.15
Sample(s) Received By/Date: [illegible] 29 MAY 15 10:00
Samples(s) Inventoried By/Date:
Sample(s) Received Intact/Frozen: Yes / No (circle)

Box Number	Box Position	Animal Number	Group	Sex	Interval	Sample Logged(✓)	Inventoried (✓)
6	21	501	5	F	Day 10	✓	
6	22	502	5	F	Day 10	✓	
6	23	601	6	F	Day 10	✓	
6	24	602	6	F	Day 10	✓	
6	25	701	7	F	Day 10	✓	
6	26	702	7	F	Day 10	✓	
6	27	801	8	F	Day 10	✓	
6	28	802	8	F	Day 10	✓	
6	29	901	9	F	Day 10	✓	
6	30	902	9	F	Day 10	✓	
6	31	1001	10	F	Day 10	✓	
6	32	1002	10	F	Day 10	✓	
6	33	1101	11	F	Day 10	✓	
6	34	1102	11	F	Day 10	✓	
6	35	1201	12	F	Day 10	✓	
6	36	1202	12	F	Day 10	✓	
7	1	101	1	F	Day 11	✓	
7	2	102	1	F	Day 11	✓	
7	3	201	2	F	Day 11	✓	
7	4	202	2	F	Day 11	✓	
7	5	301	3	F	Day 11	✓	
7	6	302	3	F	Day 11	✓	
7	7	401	4	F	Day 11	✓	
7	8	402	4	F	Day 11	✓	
7	9	501	5	F	Day 11	✓	
7	10	502	5	F	Day 11	✓	
7	11	601	6	F	Day 11	✓	
7	12	602	6	F	Day 11	✓	
7	13	701	7	F	Day 11	✓	
7	14	702	7	F	Day 11	✓	
7	15	801	8	F	Day 11	✓	
7	16	802	8	F	Day 11	✓	
7	17	901	9	F	Day 11	✓	
7	18	902	9	F	Day 11	✓	
7	19	1001	10	F	Day 11	✓	
7	20	1002	10	F	Day 11	✓	
7	21	1101	11	F	Day 11	✓	
7	22	1102	11	F	Day 11	✓	
7	23	1201	12	F	Day 11	✓	
7	24	1202	12	F	Day 11	✓	

NS=No Sample

Sample Transfer

4765

Study Number: 031705
Interval: Day 2 - Day 15
Species: Mouse
Sample Type/Anticoagulant: Urine/ None
Study Director: Hawks
Storage Condition: set at: ≤-70°C (LS-FRZR-00050)
Transfer/Shipping Conditions: Frozen

Sample(s) Logged By/Date: PMP 5-23-15 / 5-24-15
Sample(s) Transferred By/Date: [illegible] 5-26-15
Sample(s) Received By/Date: [illegible] 29 MAY 15 10:00
Samples(s) Inventoried By/Date:
Sample(s) Received Intact/Frozen: Yes / No (circle)

Box Number	Box Position	Animal Number	Group	Sex	Interval	Sample Logged(✓)	Inventoried (✓)
7	25	101	1	F	Day 12	✓ (1)	
7	26	102	1	F	Day 12	✓	
7	27	201	2	F	Day 12	✓	
7	28	202	2	F	Day 12	✓	
7	29	301	3	F	Day 12	✓	
7	30	302	3	F	Day 12	✓	
7	31	401	4	F	Day 12	✓	
7	32	402	4	F	Day 12	✓	
7	33	501	5	F	Day 12	✓	
7	34	502	5	F	Day 12	✓	
7	35	601	6	F	Day 12	✓	
7	36	602	6	F	Day 12	✓	
8	1	701	7	F	Day 12	✓	
8	2	702	7	F	Day 12	✓	
8	3	801	8	F	Day 12	✓	
8	4	802	8	F	Day 12	✓	
8	5	901	9	F	Day 12	✓	
8	6	902	9	F	Day 12	✓	
8	7	1001	10	F	Day 12	✓	
8	8	1002	10	F	Day 12	✓	
8	9	1101	11	F	Day 12	✓	
8	10	1102	11	F	Day 12	✓	
8	11	1201	12	F	Day 12	✓	
8	12	1202	12	F	Day 12	✓ (1)	
8	13	101	1	F	Day 13	✓ (2)	
8	14	102	1	F	Day 13	✓	
8	15	201	2	F	Day 13	✓	
8	16	202	2	F	Day 13	✓	
8	17	301	3	F	Day 13	✓	
8	18	302	3	F	Day 13	✓	
8	19	401	4	F	Day 13	✓	
8	20	402	4	F	Day 13	✓	
8	21	501	5	F	Day 13	✓	
8	22	502	5	F	Day 13	✓	
8	23	601	6	F	Day 13	✓	
8	24	602	6	F	Day 13	✓	
8	25	701	7	F	Day 13	✓	
8	26	702	7	F	Day 13	✓	
8	27	801	8	F	Day 13	✓	
8	28	802	8	F	Day 13	✓ (2)	

NS=No Sample

(2) "Day 13" samples were received collected into tubes labeled "Day 6" / 5-24-15

(1) It was noted at receipt technician PMP did not footnote that the Day 12 samples received in 5-23-15 were received in tubes labeled "Day 4" / [illegible]

Sample Transfer 4765

Study Number: 031705
Interval: Day 2 - Day 15
Species: Mouse
Sample Type/Anticoagulant: Urine/ None
Study Director: Hawks
Storage Condition: set at: ≤-70°C (LS-FRZR-00050)
Transfer/Shipping Conditions: Frozen

Sample(s) Logged By/Date: JS 5.24.15 / JS 5.26.15
YS 5/25/15
Sample(s) Transferred By/Date: JS 5.26.15
Sample(s) Received By/Date: Eileen Hawkes 29 MAY 15 10:00
Samples(s) Inventoried By/Date:
Sample(s) Received Intact/Frozen: Yes / No (circle)

Box Number	Box Position	Animal Number	Group	Sex	Interval	Sample Logged(✓)	Inventoried (✓)
8	29	901	9	F	Day 13	✓ (1)	
8	30	902	9	F	Day 13	✓	
8	31	1001	10	F	Day 13	✓	
8	32	1002	10	F	Day 13	✓	
8	33	1101	11	F	Day 13	✓	
8	34	1102	11	F	Day 13	✓	
8	35	1201	12	F	Day 13	✓	
8	36	1202	12	F	Day 13	✓ (1)	
9	1	101	1	F	Day 14	✓ (2)	
9	2	102	1	F	Day 14	✓	
9	3	201	2	F	Day 14	✓	
9	4	202	2	F	Day 14	✓	
9	5	301	3	F	Day 14	✓	
9	6	302	3	F	Day 14	✓	
9	7	401	4	F	Day 14	✓	
9	8	402	4	F	Day 14	✓	
9	9	501	5	F	Day 14	✓	
9	10	502	5	F	Day 14	✓	
9	11	601	6	F	Day 14	✓	
9	12	602	6	F	Day 14	✓	
9	13	701	7	F	Day 14	✓	
9	14	702	7	F	Day 14	✓	
9	15	801	8	F	Day 14	✓	
9	16	802	8	F	Day 14	✓	
9	17	901	9	F	Day 14	✓	
9	18	902	9	F	Day 14	✓	
9	19	1001	10	F	Day 14	✓	
9	20	1002	10	F	Day 14	✓	
9	21	1101	11	F	Day 14	✓	
9	22	1102	11	F	Day 14	✓	
9	23	1201	12	F	Day 14	✓	
9	24	1202	12	F	Day 14	✓ (2)	
9	25	101	1	F	Day 15	✓ (3)	
9	26	102	1	F	Day 15	✓	
9	27	201	2	F	Day 15	✓	
9	28	202	2	F	Day 15	✓	
9	29	301	3	F	Day 15	✓	
9	30	302	3	F	Day 15	✓	
9	31	401	4	F	Day 15	✓	
9	32	402	4	F	Day 15	✓ (3)	

(1) "Day 13" samples were received in ~~AXE~~ JS 5.24.15 tubes labeled "Day 6" / JS 5.24.15

NS=No Sample

(2) Day 14 samples received in tubes labeled Day 7. YS 5/25/15

C.Path.-0037-13

(3) Day 15 samples received in tubes labeled Day 5 / JS 5.26.15

Sample Transfer

4765

Study Number:	031705	Sample(s) Logged By/Date:	5-13-15 PRED 5-15-15
Interval:	Day 2 - Day 15		① NF 5/18/15 / 5-20-15
Species:	Mouse		5-21-15 YJS 5/22/15 / 5-26-15
Sample Type/Anticoagulant:	Urine/ None	Sample(s) Transferred By/Date:	5-26-15
Study Director:	Hawks	Sample(s) Received By/Date:	[illegible] 29 MAY 15 10:00
Storage Condition:	set at: ≤-70°C (LS-FRZR-00050)	Samples(s) Inventoried By/Date:	
Transfer/Shipping Conditions:	Frozen	Sample(s) Received Intact/Frozen:	Yes / No (circle)

Box Number	Box Position	Animal Number	Group	Sex	Interval	Sample Logged(✓)	Inventoried (✓)
9	33	501	5	F	Day 15	② ✓	
9	34	502	5	F	Day 15	✓	
9	35	601	6	F	Day 15	✓	
9	36	602	6	F	Day 15	✓	
10	1	701	7	F	Day 15	✓	
10	2	702	7	F	Day 15	✓	
10	3	801	8	F	Day 15	✓	
10	4	802	8	F	Day 15	✓	
10	5	901	9	F	Day 15	✓	
10	6	902	9	F	Day 15	✓	
10	7	1001	10	F	Day 15	✓ ~~✓~~ Ⓔ 5-13-15	
10	8	1002	10	F	Day 15	✓	
10	9	1101	11	F	Day 15	✓	
10	10	1102	11	F	Day 15	✓	
10	11	1201	12	F	Day 15	✓	
10	12	1202	12	F	Day 15	② ✓	
10	13	1001	10	F	Day 2	✓	
10	14	202	2	F	Day 4	✓	
10	15	1001	10	F	Day 4	✓	
10	16	101	1	F	DAY 5	✓ ①	
10	17	102	1	F	DAY 5	✓ ①	
10	18	102	1	F	DAY 5	✓ ①	
10	19	202	2	F	DAY 5	✓ ①	
10	20	202	2	F	DAY 5	✓ ①	
10	21	801	8	F	DAY 5	✓ ①	
10	22	802	8	F	DAY 5	✓ ①	
10	23	1001	10	F	DAY 5	✓ ①	
10	24	1001	10	F	DAY 5	✓ ①	
10	25	1002	10	F	DAY 5	✓ ①	
10	26	101	1	F	DAY	✓	
10	27	1001	10	F	Day 9	✓	
10	28	1001	10	F	Day 9	✓	
10	29	802	8	F	Day 10	✓	
10	30	1001	10	F	Day 10	✓	
10	31	1002	10	F	Day 10	✓	
10	32	202	11	F	Day 11	✓	
10	33	802	8	F	Day 15	③ ~~②~~ ✓	
10	34	1001	10	F	Day 15	③ ~~②~~ ✓	
10	35						
10	36						

① Day 5 sample collected by NF on 5/16/15 but logged on 5/18/15. NF 5/18/15

NS=No Sample ③ ~~② Day 15 samples received in tubes labeled "Day 5" / 5-26-15~~

③ footnote error, not needed / 5-26-15

Sample Transfer

Study Number: 031705
Interval: Day 2 - Day 15
Species: Mouse
Sample Type/Anticoagulant: Urine/ None
Study Director: Hawks
Storage Condition: set at: ≤-70°C (LS-FRZR-00050)
Transfer/Shipping Conditions: Frozen

Sample(s) Logged By/Date: 4765
Sample(s) Transferred By/Date: N/A
Sample(s) Received By/Date:
Samples(s) Inventoried By/Date:
Sample(s) Received Intact/Frozen: Yes / No (circle)

Box Number	Box Position	Animal Number	Group	Sex	Interval	Sample Logged(✓)	Inventoried (✓)
11	1						
11	2						
11	3						
11	4						
11	5						
11	6						
11	7						
11	8						
11	9						
11	10						
11	11						
11	12						
11	13						
11	14						
11	15						
11	16						
11	17				N/A		
11	18						
11	19						
11	20						
11	21						
11	22						
11	23						
11	24						
11	25						
11	26						
11	27						
11	28						
11	29						
11	30						
11	31						
11	32						
11	33						
11	34						
11	35						
11	36						
12	1						
12	2						
12	3						
12	4						

NS=No Sample

www.axysanalytical.com

4765

May 26, 2015

Million Woodneh
AXYS Analytical Services, LTD
2045 Mills Road, West, Sidney, BC
Canada V8L 5X2

(1)

I have shipped samples collected from Day 2 through Day 15 (10 urine sample boxes) per Ricerca protocol 031705 (Arcadis, U.S., Inc.) overnight on dry ice.

Please draw your attention to the attached memo clarifying an error in collection interval days noted on the sample collection tubes.

Please use the attached Sample Transfer records to note receipt of the samples. Also, please let me know if the shipment was received in acceptable condition. **For our records, a copy of the *completed* Sample Transfer record(s) must be sent or emailed to my attention as soon as possible.**

Thank you in advance for your time. If you have any questions, please feel free to contact Dr. Roger Hawks or myself.

Best Regards,

5.26.15

Stacy L. Martz
Associate Scientist III
Clinical Pathology
Ph: 440-357-3771
E-Mail: ccd-clinpath@ricerca.com

(1) Shipment checked 5.26.15

Enclosures

www.axysanalytical.com

ricerca MEMO

4765

Date: May 26, 2015

To: Study File 031705

From: Stacy L. Martz – Clinical Pathology

RE: Interval of collection noted on sample storage tube

It was noted following the Day 5 sample collection that the technician collecting samples had inadvertently collected the Day 4 through the Day 7 samples into the incorrect "Day Interval" labeled storage tubes. Documentation was made on the Sample Transfer record to note the discrepancies and the Study Director was notified. Since the incorrect interval tubes were used for Day 4 though Day 7, the remaining intervals for Day 12 through Day 15, were collected and stored in the remaining unused storage tubes which then had the incorrect interval noted.

Please refer to the below chart noting the tube label discrepancies.

We apologize for the error and for the inconvenience on the receiving end.

Actual Interval of collection	Storage tube labeled
Day 4	Day 14
Day 5	Day 12
Day 6	Day 15
Day 7	Day 13
Day 12	Day 4
Day 13	Day 6
Day 14	Day 7
Day 15	Day 5

5.26.15

Stacy L. Martz

Exact Copy of the Original
if stamped in red. Original located in:
___ Facility Files - - - - - - -
✓ Study File 031705
Initials ___ Date 5.26.15

www.axysanalytical.com

ricerca MEMO

4765

Date: April 23, 2015

To: Study File 031705

From: Stacy L. Martz – Clinical Pathology

RE: Pooled animal number information

Per protocol, samples will be pooled from 2 subgroups per group. The individual animal IDs per pooled sample ID are listed on the attached spreadsheet.

4.23.15

Stacy L. Martz

Exact Copy of the Original
if stamped in red. Original located in:
Facility Files
✓ Study File 031705
Initials [illegible] Date 4.24.15

www.axysanalytical.com

ricerca MEMO

4765

Date: May 13, 2015

To: Study File 031705

From: Stacy L. Martz – Clinical Pathology

RE: Date on sample labels

Note: due to the study start delay, all pre-labeled sample tubes will have an incorrect collection date noted. The correct date will be 18 days post the label date.

Example: Day 2 label notes 4-25-15 collection date, actual collection date is 5-13-15

5/13/15

Stacy L. Martz

Exact Copy of the Original
if stamped in red. Original located in:
___ Facility Files - - - - - - -
✓ Study File 031705
Initials S Date 5.26.15

4765

Pooled Sample ID List								
Pooled ID	Animal	Group	Sex		Pooled ID	Animal	Group	Sex
101	298414	1	F		701	298462	7	F
101	298415	1	F		701	298463	7	F
101	298416	1	F		701	298464	7	F
101	298417	1	F		701	298465	7	F
102	298418	1	F		702	298466	7	F
102	298419	1	F		702	298467	7	F
102	298420	1	F		702	298468	7	F
102	298421	1	F		702	298469	7	F
201	298422	2	F		801	298470	8	F
201	298423	2	F		801	298471	8	F
201	298424	2	F		801	298472	8	F
201	298425	2	F		801	298473	8	F
202	298426	2	F		802	298474	8	F
202	298427	2	F		802	298475	8	F
202	298428	2	F		802	298476	8	F
202	298429	2	F		802	298477	8	F
301	298430	3	F		901	298478	9	F
301	298431	3	F		901	298479	9	F
301	298432	3	F		901	298480	9	F
301	298433	3	F		901	298481	9	F
302	298434	3	F		902	298482	9	F
302	298435	3	F		902	298483	9	F
302	298436	3	F		902	298484	9	F
302	298437	3	F		902	298485	9	F
401	298438	4	F		1001	298486	10	F
401	298439	4	F		1001	298487	10	F
401	298440	4	F		1001	298488	10	F
401	298441	4	F		1001	298489	10	F
402	298442	4	F		1002	298490	10	F
402	298443	4	F		1002	298491	10	F
402	298444	4	F		1002	298492	10	F
402	298445	4	F		1002	298493	10	F
501	298446	5	F		1101	298494	11	F
501	298447	5	F		1101	298495	11	F
501	298448	5	F		1101	298496	11	F
501	298449	5	F		1101	298497	11	F
502	298450	5	F		1102	298498	11	F
502	298451	5	F		1102	298499	11	F
502	298452	5	F		1102	298500	11	F
502	298453	5	F		1102	298501	11	F
601	298454	6	F		1201	298502	12	F
601	298455	6	F		1201	298503	12	F
601	298456	6	F		1201	298504	12	F
601	298457	6	F		1201	298505	12	F
602	298458	6	F		1202	298506	12	F
602	298459	6	F		1202	298507	12	F
602	298460	6	F		1202	298508	12	F
602	298461	6	F		1202	298509	12	F

Table of Urine Volumes Collected on Ricerca Study 031705: Foster AFB Main Study

Group	Cage	Test Article	Test Article Lot Number	Study Day. Urine volume in mLs. Volumes shown on volume collected *per cage* (4 animals per cage)													
				2	3	4	5	6	7	8	9	10	11	12	13	14	15
1	1	- control	HS15040080-17	4.5	6.5	10.8	19	5.5	20.0	7.4	14.6	9.4	5.5	5.5	4.8	7.3	6.4
	2			11.5	30	11.5	39.5	3.7	4.6	6.0	14.4	9.0	3.5	5.4	4.5	4.5	2.5
2	1	+ Control	SLBG9477V	3.5	5.0	3.6	2.0	4.0	5.0	5.0	5.2	8.7	4.0	5.8	4.0	1.8	2.5
	2			9.5	5.8	17	38.1	4.2	4.5	5.5	14.5	3.8	14.5	6.0	4.9	4.5	5.5
3	1	Sieved Soil	HS15040099	3.5	2.2	4.5	15.0	4.8	3.4	4.3	11.3	15.0	8.5	5.0	3.7	5.8	3.8
	2			3.5	4.4	5.5	9.6	3.5	4.0	3.1	6.9	8.6	3.0	2.5	5.2	6.5	4.5
4	1	Sieved Soil	HS15040097	2.6	4.0	4.9	12.8	3.1	4.8	3.5	4.4	3.6	4.0	3.2	4.5	3.9	5.0
	2			4.4	8.4	9.4	14.3	4.0	5.5	7.1	10.8	12.5	5.9	7.0	6.0	8.0	7.6
5	1	Sieved Soil	HS15040080	4.1	5.5	9.0	9.0	4.4	3.5	5.5	4.6	8.9	3.6	5.3	3.0	4.3	2.8
	2			4.5	13.2	5.5	9.4	4.7	9.6	5.5	9.0	11.8	6.0	6.4	5.7	4.6	6.3
6	1	Sieved Soil	HS15040100	4.4	5.0	4.4	7.5	3.5	5.1	5.9	4.5	7.4	5.1	7.0	4.8	5.5	8.0
	2			3.1	6.6	7.6	8.1	4.1	4.0	4.5	12.9	10.8	5.0	6.0	5.5	7.0	9.5
7	1	Sieved Soil	HS15040110	3.7	5.0	6.5	10.4	4.9	5.1	5.5	12.8	10.4	4.6	6.0	4.5	5.4	4.4
	2			3.2	7.0	9.0	8.8	4.0	5.2	4.8	6.9	10.5	5.1	5.6	5.9	3.8	8.0
8	1	Extract of Group 3	FAFB-G1	8.2	14.0	10.6	16.5	5.2	5.7	7.4	8.0	6.0	4.9	8.3	7.5	7.0	5.8
	2			6.0	26.0	5.9	23.0	3.9	5.9	8.0	15.0	20.0	6.3	7.4	8.5	7.7	14.8

9	1	Extract of Group 4	FAFB-G2	3.8	4.0	3.5	8.4	2.8	4.0	4.1	8.5	8.1	3.9	3.9	3.5	4.5	4.5
	2			3.5	3.8	3.2	3.9	3.9	5.0	4.5	6.4	6.9	4.5	5.2	5.4	4.5	4.8
10	1	Extract of Group 5	FAFB-G3	20.0	34.0	23.9	43.8	4.1	5.4	6.3	42.2	29.5	4.2	6.0	4.6	6.0	19.4
	2			10.5	11.5	7.5	20.0	2.5	3.6	4.0	9.0	20.8	1.0	4.9	4.0	5.3	5.0
11	1	Extract of Group 6	FAFB-G4	7.0	4.6	5.0	7.4	3.9	4.5	5.3	6.0	3.5	3.5	3.5	5.0	3.8	6.0
	2			2.0	4.6	4.9	5.3	4.0	5.0	5.5	6.0	5.4	4.3	4.0	3.0	3.8	5.5
12	1	Extract of Group 7	FAFB-G5	5.2	4.6	8.4	7.5	4.0	6.0	5.0	8.2	7.9	5.9	6.5	6.6	4.8	7.0
	2			4.5	27.5	5.8	15.0	4.5	5.0	5.4	11.9	15.0	4.8	5.5	4.0	4.5	10.0

Ricerca Study 031705; Foster AFB Main Study
Concordance of Date of Urine Collection to Tube Label

Study Day	Calendar Date and Tube Holder Label Date	Tube Label Date
2*	May 13, 2015	April 25, 2015
3	May 14, 2015	April 26, 2015
4	May 15, 2015	May 7, 2015
5	May 16, 2015	May 5, 2015
6	May 17, 2015	May 8, 2015
7	May 18, 2015	May 6, 2015
8	May 19, 2015	May 1, 2015
9	May 20, 2015	May 2, 2015
10	May 21, 2015	May 3, 2015
11	May 22, 2015	May 4, 2015
12	May 23, 2015	April 27, 2015
13	May 24, 2015	April 29, 2015
14	May 25, 2015	April 30, 2015
15	May 26, 2015	April 28, 2015

*First collection is Day 2. Animals are first dosed on Day 1, 24 hours later (Day 2) is the first urine collection.

AXYS Analytical Services Ltd.

Composite Sample Preparation Record

WG: 515608 Date: 16JUN15 Chemist: SM Contract: 4765

Axys Sample ID: L22965-24

Sample ID for individuals	Client ID	Length (cm)	Weight (g)	Fillet wt (g)
Day7 Group4 1/2	406-409 Day7 *		9.83	
Day7 Group4 2/2	406-409 Day7 *		7.29	

*LIMS label correct

Jar weight: 13.39g.

Total sample weight after homogenization _____ g

Reviewed by: SM Date: 19JUN15

FWO-250 Rev 05, 22-Feb-2010

www.axysanalytical.com

Composite Sample Preparation Record

WG: 51568 Date: 16JUN15 Chemist: SM Contract: 4765

Axys Sample ID: L22965-50

Sample ID for individuals	Client ID	Length (cm)	Weight (g)	Fillet wt (g)
Day 14 Group 2 1/2	398-401 Day 14 *		9.73	
Day 14 Group 2 3/2	398-401 Day 14 *		8.73	

* LIMS label corrected.

Jar Weight 13.39g.

Total sample weight after homogenization _____ g

Reviewed by: SM Date: 19JUN15

AXYS Analytical Services Ltd.

Composite Sample Preparation Record

WG: 51568 Date: 16JUN15 Chemist: SM Contract: 4765

Axys Sample ID: L22965-51

Sample ID for individuals	Client ID	Length (cm)	Weight (g)	Fillet wt (g)
Day 14 Group 3 1/2	402-405 Day 14 *		9.79	
Day 14 Group 3 2/2	402-405 Day 14 *		6.59	

* LIMS label correct.
Jar weight 13.33g

Total sample weight after homogenization _____ g

Reviewed by: SM Date: 19JUN15

FWO-250 Rev 05, 22-Feb-2010

AXYS Analytical Services Ltd.

Composite Sample Preparation Record

WG: 51568 Date: 16JUN15 Chemist: SM Contract: 4765

Axys Sample ID: L22965-52

Sample ID for individuals	Client ID	Length (cm)	Weight (g)	Fillet wt (g)
Day 14 Group 4 1/2	406-409 Day 14 *		9.51	
Day 14 Group 4 2/2	406-409 Day 14 *		3.98	

*LIMS label correct

Jar Wt: 13.51g.

Total sample weight after homogenization _____ g

Reviewed by: SM Date: 19JUN15

AXYS Analytical Services Ltd.

Composite Sample Preparation Record

WG: 51568 Date: 16JUN15 Chemist: SM Contract: 4765

Axys Sample ID: L233607-1

Sample ID for individuals	Client ID 16JUN15SM.	Length (cm)	Weight (g)	Fillet wt (g)
101 Day 7/8 1/3	101 HF Day 13 *		14.50	
101 Day 7/8 2/3	101 Day 8 *		7.37	
101 Day 7/8 3/3	101 11F *		5.62	

* LIMS label correct.

Jar weight 13.37 g

Total sample weight after homogenization _____ g

Reviewed by: SM Date: 19JUN15

FWO-250 Rev 05, 22-Feb-2010

AXYS Analytical Services Ltd.

Composite Sample Preparation Record

WG: 51568 Date: 16JUN15 Chemist: SM Contract: 4765

Axys Sample ID: L233367-2

Sample ID for individuals	Client ID	Length (cm)	Weight (g)	Fillet wt (g)
102 Day 7/8 1/2	102 Day 13 *		4.78	
102 Day 7/8 2/2	102 Day 8 *		6.26	

* LIMS label correct

Jar weight 13.41

Total sample weight after homogenization _____ g

Reviewed by: SM Date: 19JUN15

FWO-250 Rev 05, 22-Feb-2010

AXYS Analytical Services Ltd.

Composite Sample Preparation Record

WG: 51568 Date: 16JUN15 Chemist: SM Contract: 4765

Axys Sample ID: L23367-3

Sample ID for individuals	Client ID	Length (cm)	Weight (g)	Fillet wt (g)
201 Day 7/8 1/2	201 Day 13 *		5.27	
201 Day 7/8 2/2	201 Day 8 *		5.29	

* LIMS label correct
Jar weight 13.45g.

Total sample weight after homogenization _____ g

Reviewed by: SM Date: 19JUN15

www.axysanalytical.com

Composite Sample Preparation Record

WG: 51568 Date: 16JUN15 Chemist: SM Contract: 4765

Axys Sample ID: L23367-4

Sample ID for individuals	Client ID	Length (cm)	Weight (g)	Fillet wt (g)
202 Day7/8 1/2	202 Day13 *		4.57	
202 Day7/8 2/2	202 Day 8 *		5.60	

*LIMS label correct

Jar weight 13.18g.

Total sample weight after homogenization _____ g

Reviewed by: SM Date: 19JUN15

www.axysanalytical.com

Composite Sample Preparation Record

WG: 51568 Date: 16JUN15 Chemist: SM Contract: 4765

Axys Sample ID: L23367-5

Sample ID for individuals	Client ID	Length (cm)	Weight (g)	Fillet wt (g)
301Day7/8 1/2	301 Day13*		3.44	
301Day7/8 2/2	301 Day8*		4.38	

* LIMS label correct

Jar weight 13.38g.

Total sample weight after homogenization _____ g

Reviewed by: SM Date: 19JUN15

FWO-250 Rev 05, 22-Feb-2010

AXYS Analytical Services Ltd.

Composite Sample Preparation Record

WG: 51568 Date: 16JUN15 Chemist: SM Contract: 4765

Axys Sample ID: L23367-6

Sample ID for individuals	Client ID	Length (cm)	Weight (g)	Fillet wt (g)
302 Day 7/8 1/2	302 Day 13*		4.17	
302 Day 7/8 2/2	302 Day 8*		3.17	

*LIMS label correct

Jar weight: 13.46.

Total sample weight after homogenization _____ g

Reviewed by: SM Date: 19JUN15

FWO-250 Rev 05, 22-Feb-2010

AXYS Analytical Services Ltd.

Composite Sample Preparation Record

WG: 51568 Date: 16 JUN 15 Chemist: SM Contract: 4765

Axys Sample ID: L23367-7

Sample ID for individuals	Client ID	Length (cm)	Weight (g)	Fillet wt (g)
401 Day 7/8 1/2	401 Day 13 *		4.17 4.82	
401 Day 7/8 2/2	401 Day 8 *		3.17 3.71	

* LIMS label correct
Jar weight. 13.46

Total sample weight after homogenization _____ g

Reviewed by: SM Date: 19 JUN 15

AXYS Analytical Services Ltd.

Composite Sample Preparation Record

WG: 51568 Date: 16JUN15 Chemist: SM Contract: 4765

Axys Sample ID: L23367-8

Sample ID for individuals	Client ID	Length (cm)	Weight (g)	Fillet wt (g)
402 Day 7/8 1/2	402 Day 13 *		5.52	
402 Day 7/8 2/2	402 Day 8 *		7.33	

Jar weight 13.49g.

Total sample weight after homogenization _____ g

Reviewed by: SM Date: 19JUN15

AXYS Analytical Services Ltd.

Composite Sample Preparation Record

WG: 51568 Date: 16JUN15 Chemist: SM Contract: 4765

Axys Sample ID: L233367-9

Sample ID for individuals	Client ID	Length (cm)	Weight (g)	Fillet wt (g)
501 Day 7/8 1/2	501 Day 13 *		3.83	
501 Day 7/8 1/2	501 Day 8 *		5.63	

* LIMS label correct

Jar weight 13.39g

Total sample weight after homogenization _____ g

Reviewed by: SM Date: 19JUN15

AXYS Analytical Services Ltd.

Composite Sample Preparation Record

WG: 51568 Date: 16JUN15 Chemist: SM Contract: 4765

Axys Sample ID: L23367-10

Sample ID for individuals	Client ID	Length (cm)	Weight (g)	Fillet wt (g)
502 Day 7/8 1/2	502 Day 13 *		9.83	
502 Day 7/8 2/2	502 Day 8 *		5.92	

* LIMS label correct
Jar weight 13.43g.

Total sample weight after homogenization _____ g

Reviewed by: SM Date: 19JUN15

AXYS Analytical Services Ltd.

Composite Sample Preparation Record

WG: 51568 Date: 16JUN15 Chemist: SM Contract: 4765

Axys Sample ID: L23367-11

Sample ID for individuals	Client ID	Length (cm)	Weight (g)	Fillet wt (g)
601 Day 7/8 1/2	601 Day 13 *		5.25	
601 Day 7/8 2/2	601 Day 8 *		5.91	

*LIMS label correct Jar weight. 13.46

Total sample weight after homogenization _____ g

Reviewed by: SM Date: 19JUN15

FWO-250 Rev 05, 22-Feb-2010

AXYS Analytical Services Ltd.

Composite Sample Preparation Record

WG: 515768 Date: 16JUN15 Chemist: SM Contract: 4765

Axys Sample ID: L23367-12

Sample ID for individuals	Client ID	Length (cm)	Weight (g)	Fillet wt (g)
602 Day 7/8 1/2	602 Day 13 *		4.02	
602 Day 7/8 2/2	602 Day 8 *	16JUN15 SM	~~8.484~~ 4.46	

*LIMS label correct

Jar Wt: 13.41g.

Total sample weight after homogenization _____ g

Reviewed by: SM Date: 19JUN15

AXYS Analytical Services Ltd.

Composite Sample Preparation Record

WG: 51568 Date: 16JUN15 Chemist: SM Contract: 4765

Axys Sample ID: L23367-13

Sample ID for individuals	Client ID	Length (cm)	Weight (g)	Fillet wt (g)
Tol Day 7/8 #2	Tol Day 13 *		5.30	
Tol Day 7/8 #2	Tol Day 8 *		4.41	

* LIMS label correct

Jar Wt: 13.44g.

Total sample weight after homogenization _____ g

Reviewed by: SM Date: 19JUN15

AXYS Analytical Services Ltd.

Composite Sample Preparation Record

WG: 51568 Date: 16JUN15 Chemist: SM Contract: 4765

Axys Sample ID: L23367-14

Sample ID for individuals	Client ID	Length (cm)	Weight (g)	Fillet wt (g)
702 Day7|8 1/2	702 Day13 *		3.76	
702 Day7|8 2/2	702 Day8 *		8.22	

* LIMS label correct

Jar wt: 13.40g.

Total sample weight after homogenization _____ g

Reviewed by: SM Date: 19JUN15

AXYS Analytical Services Ltd.

Composite Sample Preparation Record

WG: 51568 Date: 16JUN15 Chemist: SM Contract: 4765

Axys Sample ID: L23367-15

Sample ID for individuals	Client ID	Length (cm)	Weight (g)	Fillet wt (g)
801 Day 7/8 1/2	801 Day 13 *		6.84	
801 Day 7/8 2/2	801 Day 8 *		5.87	

* LIMS label correct

Jar wt: 13.43g.

Total sample weight after homogenization _____ g

Reviewed by: SM Date: 19JUN15

AXYS Analytical Services Ltd.

Composite Sample Preparation Record

WG: 51568 Date: 16JUN15 Chemist: SM Contract: 4765

Axys Sample ID: L23367-16

Sample ID for individuals	Client ID	Length (cm)	Weight (g)	Fillet wt (g)
802 Day7/8 1/2	802Day13 *		7.78	
802 Day7/8 2/2	802 Day 8 *		10.51	

* LIMS label correct

Jar wt: 13.36g.

Total sample weight after homogenization _____ g

Reviewed by: SM Date: 19JUN15

FWO-250 Rev 05, 22-Feb-2010

AXYS Analytical Services Ltd.

Composite Sample Preparation Record

WG: 51568 Date: 16JUN15 Chemist: SM Contract: 4765

Axys Sample ID: L23367-17

Sample ID for individuals	Client ID	Length (cm)	Weight (g)	Fillet wt (g)
901 Day 7/8 1/2	901 Day 13 *		4.37	
901 Day 7/8 2/2	901 Day 8 *		4.57	

* LIMS label correct

Jar Wt: 13.40g.

Total sample weight after homogenization _____ g

Reviewed by: SM Date: 19JUN15

AXYS Analytical Services Ltd.

Composite Sample Preparation Record

WG: 51568 Date: 16JUN15 Chemist: SM Contract: 4765

Axys Sample ID: L233367-18

Sample ID for individuals	Client ID	Length (cm)	Weight (g)	Fillet wt (g)
902 Day 7/8 1/2	902 Day 13 *		4.59	
902 Day 7/8 2/2	902 Day 8 *		4.88	

* LIMS label correct

Jar wt: 13.50g

Total sample weight after homogenization _____ g

Reviewed by: SM Date: 19JUN15

AXYS Analytical Services Ltd.

Composite Sample Preparation Record

WG: 51568 Date: 16JUN15 Chemist: SM Contract: 4765

Axys Sample ID: L23367-19

Sample ID for individuals	Client ID	Length (cm)	Weight (g)	Fillet wt (g)
1001 Day 7/8 1/2	1001 Day 13 *		5.82	
1001 Day 7/8 2/2	1001 Day 8 *		9.90	

* LIMS label correct

Jar wt: 13.489

Total sample weight after homogenization _____ g

Reviewed by: SM Date: 19JUN15

FWO-250 Rev 05, 22-Feb-2010

AXYS Analytical Services Ltd.

Composite Sample Preparation Record

WG: 51568 Date: 16JUN15 Chemist: SM Contract: 4765

Axys Sample ID: L23367-20

Sample ID for individuals	Client ID	Length (cm)	Weight (g)	Fillet wt (g)
1002 Day 7/8 1/2	1002 Day 13 *		5.29	
1002 Day 7/8 2/2	1002 Day 8 *		5.17	

* LIMS label correct.

Jar Wt. 13.45g.

Total sample weight after homogenization _____ g

Reviewed by: SM Date: 19JUN15

AXYS Analytical Services Ltd.

Composite Sample Preparation Record

WG: 51568 Date: 16JUN15 Chemist: SM Contract: 4765

Axys Sample ID: L233167-21

Sample ID for individuals	Client ID	Length (cm)	Weight (g)	Fillet wt (g)
1101 Day 7/8 ½	1101 Day 13 *		3.60	
1101 Day 7/8 ½	1101 Day 8 *		5.93	

* LIMS label correct

Jar wt: 13.22g.

Total sample weight after homogenization _____ g

Reviewed by: SM Date: 19JUN15

AXYS Analytical Services Ltd.

Composite Sample Preparation Record

WG: 51568 Date: 16JUN15 Chemist: SM Contract: 4765

Axys Sample ID: L233167-22

Sample ID for individuals	Client ID	Length (cm)	Weight (g)	Fillet wt (g)
1102 Day 7/8 1/2	1102 Day 13 *		3.71	
1102 Day 7/8 3/2	1102 Day 8 *		5.41	

*LIMS label correct

Jar WT: 13.38g.

Total sample weight after homogenization _____ g

Reviewed by: SM Date: 19JUN15

FWO-250 Rev 05, 22-Feb-2010

AXYS Analytical Services Ltd.

Composite Sample Preparation Record

WG: 51568 Date: 16JUN15 Chemist: SM Contract: 4765

Axys Sample ID: L23367-23

Sample ID for individuals	Client ID	Length (cm)	Weight (g)	Fillet wt (g)
1201 Day 7/8 1/2	1201 Day 13 *		4.79	
1201 Day 7/8 2/2	1201 Day 8 *		7.08	

*LIMS label correct

Jar Wt: ~~13.51g~~ 13.15g
16JUN15 SM.

Total sample weight after homogenization _____ g

Reviewed by: SM Date: 19JUN15

FWO-250 Rev 05, 22-Feb-2010

AXYS Analytical Services Ltd.

Composite Sample Preparation Record

WG: 51568 Date: 16JUN15 Chemist: SM Contract: 4765

Axys Sample ID: _____

Sample ID for individuals	Client ID	Length (cm)	Weight (g)	Fillet wt (g)
1202 Day 7/8 1/2	1202 Day 13*		4.47	
1202 Day 7/8 2/2	1202 Day 8*		9.95	

*LIMS label correct

Jar wt: 13.58g.

Total sample weight after homogenization _____ g

Reviewed by: SM Date: 19JUN15

AXYS Analytical Services Ltd.

Composite Sample Preparation Record

WG: 51568 Date: 16JUN15 Chemist: SM Contract: 4765

Axys Sample ID: L23368-1

Sample ID for individuals	Client ID	Length (cm)	Weight (g)	Fillet wt (g)
101 Day 14/15 1/2	101 Day 7 *		6.36	
101 Day 14/15 2/2	101 Day 5 *		7.47	

* LIMS label correct

Jar wt: 13.42g

Total sample weight after homogenization _____ g

Reviewed by: SM Date: 19JUN15

FWO-250 Rev 05, 22-Feb-2010

AXYS Analytical Services Ltd.

Composite Sample Preparation Record

WG: 51568 Date: 16JUN15 Chemist: SM Contract: 4765

Axys Sample ID: L233668-2

Sample ID for individuals	Client ID	Length (cm)	Weight (g)	Fillet wt (g)
102 Day 14/15 1/2	102 Day 7 *		4.47	
102 Day 14/15 2/2	102 Day 5 *		2.50	

* LIMS label correct.

Jar wt: 13.40g

Total sample weight after homogenization _____ g

Reviewed by: SM Date: 19JUN15

FWO-250 Rev 05, 22-Feb-2010

AXYS Analytical Services Ltd.

Composite Sample Preparation Record

WG: 51568 Date: 16JUN15 Chemist: SM Contract: 4765

Axys Sample ID: L23368-3

Sample ID for individuals	Client ID	Length (cm)	Weight (g)	Fillet wt (g)
201 Day 14/15 1/2	201 Day 7 *		1.71	
201 Day 14/15 2/2	201 Day 5 *		2.43	

*LIMS label correct

Jar wt: 13.39 g.

Total sample weight after homogenization _____ g

Reviewed by: SM Date: 19JUN15

FWO-250 Rev 05, 22-Feb-2010

www.axysanalytical.com

Composite Sample Preparation Record

WG: 51568 Date: 16JUN15 Chemist: SM Contract: 4765

Axys Sample ID: L23368-4

Sample ID for individuals	Client ID	Length (cm)	Weight (g)	Fillet wt (g)
~~L23368~~ 16JUN15SM				
202Day14/15 1/2	202 Day7 *		4.49	
202 Day14/15 2/2	202 Day5 *		5.35	

* LIMS label correct.

Jar wt: 13.37g

Total sample weight after homogenization _____ g

Reviewed by: SM Date: ~~SM~~ 19JUN15
19JUN15SM

FWO-250 Rev 05, 22-Feb-2010

AXYS Analytical Services Ltd.

Composite Sample Preparation Record

WG: 51568 Date: 16JUN15 Chemist: SM Contract: 4765

Axys Sample ID: L23368-5

Sample ID for individuals	Client ID	Length (cm)	Weight (g)	Fillet wt (g)
301 Day 14/15 ½	301 Day 7 *		5.78	
302 16JUN15 Sm.				
301 Day 14/15 ½	301 Day 5 *		3.98	

*LIMS label correct

Jar Wt: 13.41g

Total sample weight after homogenization _____ g

Reviewed by: SM Date: 19JUN15

AXYS Analytical Services Ltd.

Composite Sample Preparation Record

WG: 51568 Date: 16JUN15 Chemist: SM Contract: 4765

Axys Sample ID: L23368-6

Sample ID for individuals	Client ID	Length (cm)	Weight (g)	Fillet wt (g)
302 Day14/15 1/2	302 Day7*		6.49	
302 Day14/15 2/2	302 Day5*		4.50	

*LIMS label correct.

Jar wt: 13.44g.

Total sample weight after homogenization _____ g

Reviewed by: SM Date: 19JUN15

AXYS Analytical Services Ltd.

Composite Sample Preparation Record

WG: 51568 Date: 16JUN15 Chemist: SM Contract: 4765

Axys Sample ID: L233608-7

Sample ID for individuals	Client ID	Length (cm)	Weight (g)	Fillet wt (g)
401 Day 14/15 1/2	401 Day 7 *		4.97	
401 Day 14/15 2/2	401 Day 5 *		3.93	

* LIMS label correct

Jar Wt: 13.40g.

Total sample weight after homogenization _____ g

Reviewed by: SM Date: 19JUN15

AXYS Analytical Services Ltd.

Composite Sample Preparation Record

WG: 51568 Date: 16JUN15 Chemist: SM Contract: 4765

Axys Sample ID: L233168-8

Sample ID for individuals	Client ID	Length (cm)	Weight (g)	Fillet wt (g)
402 Day 14/15 1/2	402 Day 7 *		7.59	
402 Day 14/15 2/2	402 Day 5 *		8.37	

* LIMS label correct.

Jar wt: 13.33g

Total sample weight after homogenization _____ g

Reviewed by: SM Date: 19JUN15

FWO-250 Rev 05, 22-Feb-2010

AXYS Analytical Services Ltd.

Composite Sample Preparation Record

WG: 51568 Date: 16JUN15 Chemist: SM Contract: 4765

Axys Sample ID: L23368-9

Sample ID for individuals	Client ID	Length (cm)	Weight (g)	Fillet wt (g)
501 Day 14/15 1/2	501 Day 7 *		4.28	
501 Day 14/15 2/2	501 Day 5 *		3.00	

* LIMS label correct.

Jar Wt: 13.32g

Total sample weight after homogenization _____ g

Reviewed by: SM Date: 19 JUN 15

AXYS Analytical Services Ltd.

Composite Sample Preparation Record

WG: 51568 Date: 16JUN15 Chemist: SM Contract: 4765

Axys Sample ID: L23368-10

Sample ID for individuals	Client ID	Length (cm)	Weight (g)	Fillet wt (g)
SD2 Day 14/15 1/2	SD2 Day7 *		4.72	
SD2 Day 14/15 2/2	SD2 Day5 *		6.33	

*LIMS label correct

Jar wt: 13.42g

Total sample weight after homogenization _____ g

Reviewed by: SM Date: 26JUN15

FWO-250 Rev 05, 22-Feb-2010

AXYS Analytical Services Ltd.

Composite Sample Preparation Record

WG: 51568 Date: 16JUN15 Chemist: SM Contract: 4765

Axys Sample ID: L233368-11

Sample ID for individuals	Client ID	Length (cm)	Weight (g)	Fillet wt (g)
601 Day 14/15 1/2	601 Day7 *		5.68	
601 Day 14/15 2/2	601 Day5 *		8.15	

* Lids label correct.

Jar wt: 13.43g

Total sample weight after homogenization _____ g

Reviewed by: SM Date: 26JUN15

FWO-250 Rev 05, 22-Feb-2010

AXYS Analytical Services Ltd.

Composite Sample Preparation Record

WG: 51568 Date: 16JUN15 Chemist: SM Contract: 4765

Axys Sample ID: L233608-12

Sample ID for individuals	Client ID	Length (cm)	Weight (g)	Fillet wt (g)
602 Day 14|15 1/2	602 Day 7 *		9.48	
602 Day 14|15 2/2	602 Day 5 *		7.05	

* LIMS label correct.

Jar Wt: 13.35g

Total sample weight after homogenization _____ g

Reviewed by: SM Date: 26JUN15

AXYS Analytical Services Ltd.

Composite Sample Preparation Record

WG: 5568 Date: 16JUN15 Chemist: SM Contract: 4765

Axys Sample ID: L23368-13

Sample ID for individuals	Client ID	Length (cm)	Weight (g)	Fillet wt (g)
701 Day 14/15 1/2	701 Day 7 *		5.14	
701 Day 14/15 2/2	701 Day 5 *		5.55	

* LIMS label correct.

Jar wt: 13.33g

Total sample weight after homogenization _____ g

Reviewed by: SM Date: 26JUN15

FWO-250 Rev 05, 22-Feb-2010

www.axysanalytical.com

Composite Sample Preparation Record

WG: 51568 Date: 16JUN15 Chemist: SM Contract: 4765

Axys Sample ID: L233168-14

Sample ID for individuals	Client ID	Length (cm)	Weight (g)	Fillet wt (g)
702 Day 14/15 1/2	702 Day 7 *		5.16	
702 Day 14/15 2/2	702 Day 5 *		4.85	

* LIMS label correct.

Jar Wt: 13.45g

Total sample weight after homogenization _____ g

Reviewed by: SM Date: 26JUN15

AXYS Analytical Services Ltd.

Composite Sample Preparation Record

WG: 51568 Date: 16JUN15 Chemist: SM Contract: 4765

Axys Sample ID: L233668-15

Sample ID for individuals	Client ID	Length (cm)	Weight (g)	Fillet wt (g)
801 Day 14/15 1/2	801 Day 7 *		5.88	
801 Day 14/15 2/2	801 Day 5 *		7.52	

* LIMS label correct

Jar wt: 13.38g.

Total sample weight after homogenization _____ g

Reviewed by: SM Date: 26JUN15

AXYS Analytical Services Ltd.

Composite Sample Preparation Record

WG: 51568 Date: 16JUN15 Chemist: SM Contract: 4765

Axys Sample ID: L23368-16

Sample ID for individuals	Client ID	Length (cm)	Weight (g)	Fillet wt (g)
802 Day 14/15 1/2	802 Day7 *		6.08	
802 Day 14/15 2/2	802 Day5 *		8.17	

*LIMS label correct.

Jar Wt: 13.41g

Total sample weight after homogenization _____ g

Reviewed by: SM Date: 26JUN15

AXYS Analytical Services Ltd.

Composite Sample Preparation Record

WG: 51568 Date: 16JUN15 Chemist: SM Contract: 4765

Axys Sample ID: L233168-17

Sample ID for individuals	Client ID	Length (cm)	Weight (g)	Fillet wt (g)
901 Day 14/15 ½	901 Day 7 *		4.11	
901 Day 14/15 ½	901 Day 5 *		4.32	

*LIMS label correct.

Jar wt: 13.34g

Total sample weight after homogenization _____ g

Reviewed by: SM Date: 26JUN15

FWO-250 Rev 05, 22-Feb-2010

AXYS Analytical Services Ltd.

Composite Sample Preparation Record

WG: 51568 Date: 16JUN15 Chemist: SM Contract: 4765

Axys Sample ID: L23368-18

Sample ID for individuals	Client ID	Length (cm)	Weight (g)	Fillet wt (g)
902 Day 14/15 1/2	902 Day 7 *		5.15	
902 Day 14/15 2/2	902 Day 5 *		4.54	
			16JUN15 SM	

*LIMS label correct.

Jar WT: 13.20g

Total sample weight after homogenization _____ g

Reviewed by: SM Date: 26JUN15

FWO-250 Rev 05, 22-Feb-2010

AXYS Analytical Services Ltd.

Composite Sample Preparation Record

WG: S1568 Date: 16JUN15 Chemist: JL Contract: 4765

Axys Sample ID: L23368-19

Sample ID for individuals	Client ID	Length (cm)	Weight (g)	Fillet wt (g)
1001 Day 14/15 1/2	1001 Day 7 *		5.53	
1001 Day 14/15 2/2	1001 Day 5 *		6.34	

* LIMS label correct.

Jar Wt: 13.24g

Total sample weight after homogenization _____ g

Reviewed by: SM Date: 26JUN15

AXYS Analytical Services Ltd.

Composite Sample Preparation Record

WG: 51568 Date: 16JUN15 Chemist: SM Contract: 4765

Axys Sample ID: L23368-20

Sample ID for individuals	Client ID	Length (cm)	Weight (g)	Fillet wt (g)
1002 Day 14|15 1/2	1002 Day 7 *		3.76	
1002 Day 14|15 3/2	1002 Day 5 *		4.15	

*LIMS label correct

Jar wt: 13.40g

Total sample weight after homogenization _____ g

Reviewed by: SM Date: 16JUN15

FWO-250 Rev 05, 22-Feb-2010

AXYS Analytical Services Ltd.

Composite Sample Preparation Record

WG: 51568 Date: 16JUN15 Chemist: SM Contract: 4765

Axys Sample ID: L233568-21

Sample ID for individuals	Client ID	Length (cm)	Weight (g)	Fillet wt (g)
1101 Day 14/15 1/2	1101 Day 7 *		4.52	
1101 Day 14/15 3/2	1101 Day 5 *		5.42	

*LIMS label correct

Jar wt: 13.37g

Total sample weight after homogenization _____ g

Reviewed by: SM Date: 26JUN15

FWO-250 Rev 05, 22-Feb-2010

AXYS Analytical Services Ltd.

Composite Sample Preparation Record

WG: 51568 Date: 16JUN15 Chemist: SM Contract: 4765

Axys Sample ID: L23368-22

Sample ID for individuals	Client ID	Length (cm)	Weight (g)	Fillet wt (g)
1102 Day 14/15 1/2	1102 Day 7 *		5.03	
1102 Day 14/15 2/2	1102 Day 5 *		5.72	

*LIMS label correct

Jar wt: 13.43g

Total sample weight after homogenization _____ g

Reviewed by: SM Date: 26JUN15

FWO-250 Rev 05, 22-Feb-2010

AXYS Analytical Services Ltd.

Composite Sample Preparation Record

WG: 51568 Date: 16JUN15 Chemist: SM Contract: 4765

Axys Sample ID: L23368-23.

Sample ID for individuals	Client ID	Length (cm)	Weight (g)	Fillet wt (g)
1201 Day 14/15 1/2	1201 Day 7 *		6.11	
1201 Day 14/15 2/2	1201 Day 5 *		5.24	

* LIMS label correct.

Jar wt: 13.40 g

Total sample weight after homogenization _____ g

Reviewed by: SM Date: 26JUN15

FWO-250 Rev 05, 22-Feb-2010

AXYS Analytical Services Ltd.

Composite Sample Preparation Record

WG: S1568 Date: 16JUN15 Chemist: SM Contract: 4765

Axys Sample ID: L23368-24

Sample ID for individuals	Client ID	Length (cm)	Weight (g)	Fillet wt (g)
1202 Day 14/15 1/2	1202 Day 7 *		5.09	
1202 Day 14/15 2/2	1202 Day 5 *		5.64	

*LIMS label correct.

Jar wt: 13.21g

Total sample weight after homogenization _____ g

Reviewed by: SM Date: 26JUN15

FWO-250 Rev 05, 22-Feb-2010

BATCH ID: WG51611

Method ID: MLA-905 R01.02	
Method ID:	
Method ID:	
Analyst:	
Start Date:	22-Jun-15
Batch List Author:	SDHESI
Checked By:	SZ
Project Manager:	Kirsten
Glassware Type:	N/A
Glassware Treatment:	N/A
Rotovap Type:	N/A

Matrix:	Urine
Sample size:	4 mL
Moistures required?	NO
Lipids required?	NO
Extraction Solvent:	Pentane
	N/A
	N/A
Biohazard Type:	Human Biohazard

Comments:

Sample size - 4mL. Please document sample sizes in volumes and weight

Sample vials are presently being stored in the -80°C. They should be brought into the WIC the day before extraction to ensure that they do not stay too long at temps above 0 °C.

• Conduct all aspects of the sample preparation at low light and minimize exposure of the samples and extracts to light.

| 40UL MP035A-STK/ must be added to BLK as well as to the SPM

Please prepare a new linearity to run with the samples.

Calibration: | MP004-CAL/

previous WG's associated with samples:

WG51568_D2

Contract #	Sample	Wt	Contract #	Sample	Wt
4765	L22965-21	4 mL			
4765	L22965-22	4 mL			
4765	L22965-23	4 mL			
4765	L22965-24	4 mL			
4765	L22965-49	4 mL			
4765	L22965-50	4 mL			
4765	L22965-51	4 mL			
4765	L22965-52	4 mL			
4765	L23367-1	4 mL			
4765	L23367-2	4 mL			
4765	L23367-3	4 mL			
4765	L23367-4	4 mL			
4765	L23367-5	4 mL			
4765	L23367-6	4 mL			
4765	L23367-7	4 mL			
4765	L23367-8	4 mL			
4765	L23367-9	4 mL			
4765	L23367-10	4 mL			

Spiking:

Product	Samples required:	Before Extraction: Surrogate	After Extraction: Cleanup Surrogate	Recovery	F.V. 225 uL	U-vial	Instructions and Comments:
MP905	L22965-21, 22, 23, 24, 49, 50, 51, 52 L23367-1, 2, 3, 4, 5, 6, 7, 8, 9, 10 WG51611-101, 102, 103	(8304) 50uL MP004A-SUR/ (8304) Vol. MP 23-Jun-15	N/A	10uL MP004A-REC/ 8301 Vol. MP	~~200~~ uL 225 uL SZ 22 Jun 15	SZ 24 Jun 15 SILANISED GCMS	Store final extracts in -80 C freezer

BATCH ID: WG51611

QC Samples	Type and Weight	Analysis QC required for:	Authentic spiking:	Comments:
WG51611-101 BLANK	4ML HPLC WATER	MP905	40 uL MP035A-STK/01 (8304) yfa Vol. (8304) MP 23-Jun-15	
WG51611-102 SPM	4ML SC6235 HUMAN URINE	MP905	10uL MP004A-AUT/01 (8201) yfa Vol.	
		22 Jun 15	~~40uL MP035A-STK/~~	
WG51611-103 SAR	SAR	MP905	50uL MP004A-SUR/	
			10uL MP004A-AUT/	
			10uL MP029A-STK/01 Vol. yfa (8201)	
			10uL MP004A-REC/	
			FV: 225 uL	
WG51611-10A BLANK	4ML HPLC WATER	MP905	40 uL MP035A-STK/01	

QC Samples	Type and Weight	Analysis QC required for:	Authentic spiking:	Comments:

AXYS Analytical Services Ltd

Sample Labeling Information: Batch ID: WG51611 Date: 22 Jun 15 Analyst: SZ / SZ Contract #: 4765

Method: MLA-905 R01.02

Sample ID	Sample Type and Description	Original Labelling	LIMS label correct as per client
L22965-21	yellow clear liquid	Original: Day 7 394-397 LIMS: Day 7 Group 1	☑
L22965-22	yellow clear liquid	Original: Day 7 398-401 LIMS: Day 7 Group 2	☑
L22965-23	yellow clear liquid	Original: Day 7 402-405 LIMS: Day 7 Group 3	☑
L22965-24	yellow clear liquid	Original: Day 7 406-409 1/2 LIMS: Day 7 Group 4	☑
L22965-49	yellow clear liquid	Original: Day 14 394-397 LIMS: Day 14 Group 1	☑
L22965-50	yellow clear liquid	Original: Day 14 398-401 LIMS: Day 14 Group 2 1/2	☑
L22965-51	yellow clear liquid	Original: Day 14 402-405 LIMS Day 14 Group 3 2/2	☑
L22965-52	yellow clear liquid	Original: Day 14 406-409 LIMS: Day 14 Group 4 1/2	☑
L23367-1	yellow clear liquid	Original: 101 Day 13, 101 Day 8 LIMS: 101 Day 7/8 1/3	☑
L23367-2	yellow clear liquid	Original: 102 Day 13, 102 Day 8 LIMS: 102 Day 7/8 1/2	☑
L23367-3	yellow clear liquid	Original: 201 Day 13, 201 Day 8 LIMS: 201 Day 7/8 1/2	☑
L23367-4	yellow clear liquid	Original: 202 Day 13, 202 Day 8 LIMS: 202 Day 7/8 2/2	☑
L23367-5	yellow clear liquid	Original: 301 Day 8, 301 Day 13 LIMS: 301 Day 7/8 1/2	☑
L23367-6	yellow clear liquid	Original: 302 Day 8, 302 Day 13 LIMS: 302 Day 7/8 2/2	☑
L23367-7	yellow clear liquid	Original: 401 Day 8, 401 Day 13 LIMS: 401 Day 7/8 1/2	☑
L23367-8	yellow clear liquid	Original: 402 Day 8, 402 Day 13 LIMS: 402 Day 7/8 1/2	☑

AXYS Analytical Services Ltd

Sample Labeling Information: Batch ID: WG51611 Date: 22 Jun 15 Analyst: SZ / SZ Contract #: 4765

Method: MLA-905 R01.02

Sample ID	Sample Type and Description	Original Labelling	LIMS label correct as per client
L23367-9	yellow clear liquid	Original: SO1 Day 8, SO1 Day 13 LIMS: SO1 Day 7/8 1/2	☑
L23367-10	yellow clear liquid	Original: SO2 Day 8, SO2 Day 13 LIMS: SO7 Day 7/8 1/2	☑
WG51611-101 (BLANK)	clear colorless liquid Procedural Blank	Fisher Chemical W5-4 Water Lot# 143195	☐
WG51611-102 (SPM)	yellow clear liquid Spiked Matrix	SC6235 Jar 9 of 10	☐
WG51611-103 (SAR)	S.A.R.	S.A.R.	☐
WG51611-104 BLK	clear colorless liquid Procedural Blank	Fisher Chemical W5-4 Water Lot# 143195	☐
			☐
			☐
			☐
			☐
			☐
			☐
			☐
			☐
			☐

AXYS Analytical Services Ltd

3089 / 8205

Sample Wt & Moistures: Batch ID: WG51611 Date: 22Jun15 Analyst: SZ/SZ Balance or Syringe # ~~8205 / 3089~~ SZ 23Jun15

Method: MLA-905 R01.02

Sample ID	Moisture (SLA-015) (all weights in grams)						Sample Wt or Vol (SLA-085) (g or mL)	Backup ~~(g)~~ mL
	Tare (a)	Tare + Wet	Tare + dry	Tare (b)	Tare + wet	Tare + dry		
L22965-21							4.138	~5mL
L22965-22							4.131	~4.5
L22965-23							4.129	~5
L22965-24							4.080	~12
L22965-49							4.154	3.5
L22965-50							4.100	13
L22965-51							4.072	12
L22965-52							4.085	8
L23367-1							4.102	22
L23367-2							4.213	6
L23367-3							4.216	6
L23367-4							4.200	5
L23367-5							4.177	3.5
L23367-6							4.261	2.5
L23367-7							4.230	4.5
L23367-8							4.184	8
L23367-9							4.253	4.5
L23367-10							4.165	10

Moistures into oven: Date: _____ Time: _____ Analyst: _____ Out of Oven: Date: _____ Time: _____ Analyst: _____

Extraction Information: Soxhlet: ____ Dean Stark: ____ Steam Distillation: ____ Base Digest: ____ Vol: _____ mL

Drying: Drying Time: _____ mins Analyst: _____ Reagent: _____

Extraction Solvent used: _____ Volume: _____ mL

Begin: Date: _____ Time: _____ Analyst: _____ **End:** Date: _____ Time: _____ Analyst: _____

Reviewed by SZ date 24Jun15

AXYS Analytical Services Ltd

Sample Wt & Moistures: Batch ID: WG51611 Date: 22Jun15 Analyst: SZ/SZ Balance or Syringe # ~~3089/8205~~ 3089/8205 SZ 22Jun15

Method: MLA-905 R01.02

Sample ID	Moisture (SLA-015) (all weights in grams)						Sample Wt or Vol (SLA-085) (g or mL)	Backup (g)
	Tare (a)	Tare + Wet	Tare + dry	Tare (b)	Tare + wet	Tare + dry		SZ 23Jun15
WG51611-101 (BLANK)						SZ 23Jun15	3.930 ~~4.014~~ ~~3.930~~ 3.930	—
WG51611-102 (SPM)							4.077	—
WG51611-103 (SAR)							—	—
WG51611-104 BLANK							4.014	—

Moistures into oven: Date: _____ Time: _____ Analyst: _____ Out of Oven: Date: _____ Time: _____ Analyst: _____

Extraction Information: Soxhlet: ____ Dean Stark: ____ Steam Distillation: ____ Base Digest: ____ Vol: _____mL

Drying: Drying Time: _____ mins Analyst: _____ Reagent: _____

Extraction Solvent used: _____ Volume: _____ mL

Begin: Date:_____ Time: _____ Analyst: _____ **End:** Date: _____ Time: _____ Analyst: _____

AXYS Analytical Services Ltd

Spiking Sheet: Batch ID: WG51611 Method: MLA-905 R01.02

Witness name/ initials: Songmei Zhao / SZ

Sample ID	Before extraction Surr. ID: MP004A-SUR/01 Date: 22 Jun 15 Vol.: 50 µL Syringe#: 8304 Ampoule: Vol. Analyst: SZ		Before extraction Surr. ID: MP035A-STK/01 Date: 22 Jun 15 Vol.: 40 µL Syringe#: 8304 Ampoule: Vol. Analyst: SZ 22 Jun 15		Cleanup Std. Surr.: Date: Vol.: µL Syringe#: Ampoule: Start time: Fin. time:	Cleanup Std. Surr.: Date: Vol.: µL Syringe#: Ampoule: Start time: Fin. time:	Recovery Surr.: MP004A-REC/02 Date: 24 Jun 15 Vol.: 10 µL F.V.: 225 µL Syringe#: 8301 Ampoule: Vol Start time: 14:23 Fin. time: 14:31	Recovery Surr.: Date: Vol.: µL F.V.: µL Syringe#: Ampoule: Start time: Fin. time:
	Time	Witness	Time	Witness	Analyst:	Analyst:	Analyst: SZ	Analyst:
L22965-21	14:10	SZ			☐	☐	☑	☐
L22965-22	14:10	SZ			☐	☐	☑	☐
L22965-23	14:10	SZ			☐	☐	☑	☐
L22965-24	14:10	SZ			☐	☐	☑	☐
L22965-49	14:09	SZ			☐	☐	☑	☐
L22965-50	14:09	SZ			☐	☐	☑	☐
L22965-51	14:09	SZ			☐	☐	☑	☐
L22965-52	14:09	SZ			☐	☐	☑	☐
L23367-1	14:11	SZ			☐	☐	☑	☐
L23367-2	14:11	SZ			☐	☐	☑	☐
L23367-3	14:11	SZ			☐	☐	☑	☐
L23367-4	14:11	SZ			☐	☐	☑	☐
L23367-5	14:12	SZ			☐	☐	☑	☐
L23367-6	14:12	SZ			☐	☐	☑	☐
L23367-7	14:12	SZ			☐	☐	☑	☐
L23367-8	14:12	SZ			☐	☐	☑	☐
L23367-9	14:13	SZ			☐	☐	☑	☐
L23367-10	14:13	SZ			☐	☐	☑	☐

Sample ID	Authentic Std: MP004A-AUT/01 Date: 22 Jun 15 Vol.: 10 µL Syringe#: 8201 Ampoule#: vol. Analyst: SZ		Authentic Std: MP029A-STK/01 Date: 22 Jun 15 Vol.: 10 µL Syringe#: 8201 Ampoule#: Vol Analyst: SZ		Authentic Std: Date: Vol.: µL Syringe#: Ampoule#: Analyst:	
	Time	Witness	Time	Witness	Time	Witness
WG51611-~~102~~ 102 SPM SZ 22 Jun 15	14:04	SZ	—	—		
WG51611-103SAR	14:03	SZ	14:02	SZ		

FWO-310 Rev 09, 10-Jan-2014

Reviewed by SZ date 24 Jun 15

Page 3a of [illegible]

SZ 24 Jun 15

AXYS Analytical Services Ltd

Spiking Sheet: Batch ID: WG51611 Method: MLA-905 R01.02

Witness name/ initials: Songmei Zhao / SZ

Sample ID	**Before extraction** Surr. ID: MP004A-SUR/01 Date: 22Jun15 Vol.: 50 µL Syringe#: 8304 Ampoule: Vol Analyst: SZ		**Before extraction** Surr. ID: MP035A-STK/01 Date: 22Jun15 Vol.: 40 µL Syringe#: 8304 Ampoule: Vol Analyst: SZ		**Cleanup Std.** Surr.: MP004A-SUR/01 Date: 23Jun15 Vol.: 50 µL Syringe#: 8304 Ampoule: Vol Start time: — Fin. time: —	**Cleanup Std.** Surr.: MP035A-STK/01 Date: 23Jun15 Vol.: 40 µL Syringe#: 8304 Ampoule: Vol Start time: — Fin. time: —	**Recovery** Surr.: MP004A-REC/02 Date: 24Jun15 Vol.: 10 µL F.V.: 225 µL Syringe#: 8301 Ampoule: Vol Start time: 14:23 Fin. time: 14:31	**Recovery** Surr.: Date: Vol.: µL F.V.: µL Syringe#: Ampoule: Start time: Fin. time:
	Time	Witness	Time	Witness	Analyst: SZ	Analyst: SZ	Analyst: SZ	Analyst:
WG51611-101 (BLANK)	SZ 22Jun15 14:05	SZ	14:00	SZ	23Jun15 SZ	☐	☐	☐
WG51611-102 (SPM)	14:05	SZ			☐	☐	☑	☐
WG51611-103 (SAR)	14:05	SZ			1:45 ☐ SZ	24Jun15 SZ 1:46 ☐ SZ	☑	☐
WG51611-104 BLK	~~13:45~~ ~~SZ~~		~~13:44~~ ~~SZ~~		13:45 ☐ SZ	13:46 ☐ SZ	☑	☐
	SZ 24Jun15				~~13:45~~ ☐ ~~SZ~~	~~13:46~~ ☐ ~~SZ~~	☐	☐
					24Jun15 SZ	☐	☐	☐
					☐	☐	☐	☐
					☐	☐	☐	☐
					☐	☐	☐	☐
					☐	☐	☐	☐
					☐	☐	☐	☐
					☐	☐	☐	☐
					☐	☐	☐	☐
					☐	☐	☐	☐
					☐	☐	☐	☐
					☐	☐	☐	☐
					☐	☐	☐	☐
					☐	☐	☐	☐

Sample ID	Authentic Std: Date: Vol.: µL Syringe#: Ampoule#: Analyst:		Authentic Std: Date: Vol.: µL Syringe#: Ampoule#: Analyst:		Authentic Std: Date: Vol.: µL Syringe#: Ampoule#: Analyst:	
	Time	Witness	Time	Witness	Time	Witness

LC Methods Worksheet

Sample Preparation - Extraction - Derivatization

Workgroup: **WG51611**

Method: **MLA-905 R01.02**

Reagent	Lot#	Vol. mL	Time	Vol. mL	Time	Vol. mL	Time
2-Mercaptoethanol	SHBD6659V	30 ul	13:45	30 ul to	104 BLK SZ 23 Jun 15	13:42	
β-Glucuronidase Enzyme Solution	1	1 ml	14:16	1 ml to	104 BLK	13:50	
Pentane	143995	4	8:40	4	11:15	4	13:15
Pentane	143995	4 to BLK	8:05	4	08:50	~~09:24~~	09:30
Mercaptoethanol : Acetonitril : Toluene	1	140 ul	13:00			SZ 24 Jun 15	
Petane	143995	500 ul	13:03				
MSTFA	BCBL4248V	90 ul	14:35				

Shake /tipper ☑	Sonication ☐	Millipore ☐
Analyst:	SZ / SZ	
Date:	23 Jun 15	
Time:	9:00 11:40	13:30
#times	3	

BLK 24 Jun 15 08:20 8:50 09:30

Extract pH check/adjust

1.pH:
Date:
Time:
Analyst:

2.pH:
Date:
Time:
Analyst:

3.pH:
Date:
Time:
Analyst:

Derivatization

Analyst:
Date:
Start time:
End time:

Incubation:

Analyst:	SZ / SZ	SZ / SZ
Date:	22 Jun 15	23 Jun 15
Start time:	15:10	15:00
End time:	23 Jun 15 8:30	24 Jun 15 8:00 SZ

Sample ID:	# of Filters - Millipore
L22965-21	
L22965-22	
L22965-23	
L22965-24	
L22965-49	
L22965-50	
L22965-51	
L22965-52	
L23367-1	
L23367-2	
L23367-3	
L23367-4	
L23367-5	
L23367-6	
L23367-7	
L23367-8	
L23367-9	
L23367-10	
WG51611-101 (BLANK)	
WG51611-102 (SPM)	
WG51611-103 (SAR)	

AXYS Analytical Services Ltd

Notes: Batch ID: WG51611 Method: MLA-905 R01.02

Date:	Analyst	Fraction	Notes:
23Jun15	SZ	MP	WG51611-101 BLK was lost due to broken c-tube while centrifudging

Reviewed by _____ date _____

AXYS METHOD MLA-905 Rev 01

Form 1A
ANALYSIS REPORT

CLIENT SAMPLE NO.
Day 7 Group 1
Sample Collection:
N/A

AXYS ANALYTICAL SERVICES
2045 MILLS RD., SIDNEY, B.C., CANADA
V8L 5X2 TEL (250) 655-5800 FAX (250) 655-5811

Project No.	04285076.0000		
Contract No.:	4765	**Lab Sample I.D.:**	L22965-21 Wi2
Matrix:	URINE	**Sample Size:**	4.00 mL (wet)
Sample Receipt Date:	02-Apr-2015	**Initial Calibration Date:**	17-Jul-2015
Extraction Date:	23-Jun-2015	**Instrument ID:**	HR GC/MS
Analysis Date:	17-Jul-2015 **Time:** 22:48:43	**GC Column ID:**	DB17-MS
Extract Volume (uL):	800	**Sample Data Filename:**	**MP51_134 S: 16**
Injection Volume (uL):	2.0	**Blank Data Filename:**	MP51_134 S: 12
Dilution Factor:	4	**Cal. Ver. Data Filename:**	MP51_134 S: 2

Concentration Units: pg/mL (wet weight basis)

This page is part of a total report that contains information necessary for accreditation compliance.
This test is not NELAP accredited. Sample results relate only to the sample tested.

COMPOUND	CAS NO.	LAB FLAG [1]	CONC. FOUND	REPORTING LIMIT (RL)[2]	ION ABUND. RATIO	RRT
3-OH-Chrysene	63019-39-6	U D		900 (S)		
3-OH-Benzo[a]pyrene	13345-21-6	U D		68.0 (S)		
9-OH-Benzo[a]pyrene	17573-21-6	K D	649	53.5 (S)	2.24	1.150
3-OH-Benz[a]anthracene	4834-35-9	U D		777 (S)		

(1) Where applicable, custom lab flags have been used on this report; U = not detected at RL; K = peak detected but did not meet quantification criteria, result reported represents the estimated maximum possible concentration; D = dilution data.
(2) Reporting Limit (Code): S = sample detection limit; M = method detection limit; L = lowest calibration level equivalent; Q = contract defined limit.

These data are validated and reported as accurate and in accord with AXYS Analytical Services Ltd. ISO17025 compliant quality assurance processes.
Signed: _____Million Woudneh_____

For Axys Internal Use Only [XSL Template: Pest1A.xsl; Created: 14-Aug-2015 13:51:22; Application: XMLTransformer-1.14.15;
Report Filename: Pest_PAH_HI_OHPAH_L22965-21_Form1A_MP51_134S16_SJ1911935.html; Workgroup: WG51611; Design ID: 2302]

AXYS METHOD MLA-905 Rev 01

Form 2

ANALYSIS REPORT

CLIENT SAMPLE NO.
Day 7 Group 1
Sample Collection:
N/A

AXYS ANALYTICAL SERVICES
2045 MILLS RD., SIDNEY, B.C., CANADA
V8L 5X2 TEL (250) 655-5800 FAX (250) 655-5811

Project No.	04285076.0000		
Contract No.:	4765	**Lab Sample I.D.:**	L22965-21 Wi2
Matrix:	URINE	**Sample Size:**	4.00 mL (wet)
Sample Receipt Date:	02-Apr-2015	**Initial Calibration Date:**	17-Jul-2015
Extraction Date:	23-Jun-2015	**Instrument ID:**	HR GC/MS
Analysis Date:	17-Jul-2015 **Time:** 22:48:43	**GC Column ID:**	DB17-MS
Extract Volume (uL):	800	**Sample Data Filename:**	**MP51_134 S: 16**
Injection Volume (uL):	2.0	**Blank Data Filename:**	MP51_134 S: 12
Dilution Factor:	4	**Cal. Ver. Data Filename:**	MP51_134 S: 2
Concentration Units:	pg absolute		

This page is part of a total report that contains information necessary for accreditation compliance.
This test is not NELAP accredited. Sample results relate only to the sample tested.

LABELED COMPOUND	LAB FLAG [1]	SPIKE CONC.	CONC. FOUND	R(%) [2]	ION ABUND. RATIO	RRT
13C6-3-OH-Chrysene	D	50500	39500	78.3	1.95	1.405
13C6-1-OH-Benz[a]anthracene	D	50400	41700	82.8	2.06	1.372
d11-3-OH-Benzo[a]pyrene	D	49800	53400	107	6.56	1.625

(1) Where applicable, custom lab flags have been used on this report; D = dilution data.
(2) R% = percent recovery.

These data are validated and reported as accurate and in accord with AXYS Analytical Services Ltd. ISO17025 compliant quality assurance processes.
Signed: _____Million Woudneh_____

For Axys Internal Use Only [XSL Template: Pest2.xsl; Created: 14-Aug-2015 13:51:22; Application: XMLTransformer-1.14.15;
Report Filename: Pest_PAH_HI_OHPAH_L22965-21_Form2_MP51_134S16_SJ1911935.html; Workgroup: WG51611; Design ID: 2302]

AXYS METHOD MLA-905 Rev 01

Form 1A
ANALYSIS REPORT

CLIENT SAMPLE NO.
Day 7 Group 2
Sample Collection:
N/A

AXYS ANALYTICAL SERVICES
2045 MILLS RD., SIDNEY, B.C., CANADA
V8L 5X2 TEL (250) 655-5800 FAX (250) 655-5811

Project No.	04285076.0000		
Contract No.:	4765	**Lab Sample I.D.:**	L22965-22 Wi2
Matrix:	URINE	**Sample Size:**	4.00 mL (wet)
Sample Receipt Date:	02-Apr-2015	**Initial Calibration Date:**	17-Jul-2015
Extraction Date:	23-Jun-2015	**Instrument ID:**	HR GC/MS
Analysis Date:	18-Jul-2015 **Time:** 03:21:32	**GC Column ID:**	DB17-MS
Extract Volume (uL):	800	**Sample Data Filename:**	**MP51_134 S: 24**
Injection Volume (uL):	2.0	**Blank Data Filename:**	MP51_134 S: 12
Dilution Factor:	4	**Cal. Ver. Data Filename:**	MP51_134 S: 20

Concentration Units: pg/mL (wet weight basis)

This page is part of a total report that contains information necessary for accreditation compliance.
This test is not NELAP accredited. Sample results relate only to the sample tested.

COMPOUND	CAS NO.	LAB FLAG [1]	CONC. FOUND	REPORTING LIMIT (RL)[2]	ION ABUND. RATIO	RRT
3-OH-Chrysene	63019-39-6	U D		936 (S)		
3-OH-Benzo[a]pyrene	13345-21-6	D	7440	93.3 (S)	5.54	1.003
9-OH-Benzo[a]pyrene	17573-21-6	D	3260	63.8 (S)	5.44	1.152
3-OH-Benz[a]anthracene	4834-35-9	U D		801 (S)		

(1) Where applicable, custom lab flags have been used on this report; U = not detected at RL; D = dilution data.
(2) Reporting Limit (Code): S = sample detection limit; M = method detection limit; L = lowest calibration level equivalent; Q = contract defined limit.

These data are validated and reported as accurate and in accord with AXYS Analytical Services Ltd. ISO17025 compliant quality assurance processes.
Signed: _____Million Woudneh_____

For Axys Internal Use Only [XSL Template: Pest1A.xsl; Created: 14-Aug-2015 13:51:22; Application: XMLTransformer-1.14.15;
Report Filename: Pest_PAH_HI_OHPAH_L22965-22_Form1A_MP51_134S24_SJ1911944.html; Workgroup: WG51611; Design ID: 2302]

AXYS METHOD MLA-905 Rev 01

Form 2

ANALYSIS REPORT

CLIENT SAMPLE NO.
Day 7 Group 2
Sample Collection:
N/A

AXYS ANALYTICAL SERVICES
2045 MILLS RD., SIDNEY, B.C., CANADA
V8L 5X2 TEL (250) 655-5800 FAX (250) 655-5811

Project No.	04285076.0000		
Contract No.:	4765	**Lab Sample I.D.:**	L22965-22 Wi2
Matrix:	URINE	**Sample Size:**	4.00 mL (wet)
Sample Receipt Date:	02-Apr-2015	**Initial Calibration Date:**	17-Jul-2015
Extraction Date:	23-Jun-2015	**Instrument ID:**	HR GC/MS
Analysis Date:	18-Jul-2015 **Time:** 03:21:32	**GC Column ID:**	DB17-MS
Extract Volume (uL):	800	**Sample Data Filename:**	**MP51_134 S: 24**
Injection Volume (uL):	2.0	**Blank Data Filename:**	MP51_134 S: 12
Dilution Factor:	4	**Cal. Ver. Data Filename:**	MP51_134 S: 20
Concentration Units:	pg absolute		

This page is part of a total report that contains information necessary for accreditation compliance.
This test is not NELAP accredited. Sample results relate only to the sample tested.

LABELED COMPOUND	LAB FLAG [1]	SPIKE CONC.	CONC. FOUND	R(%) [2]	ION ABUND. RATIO	RRT
13C6-3-OH-Chrysene	D	50500	43800	86.7	2.06	1.405
13C6-1-OH-Benz[a]anthracene	D	50400	45900	91.1	2.22	1.371
d11-3-OH-Benzo[a]pyrene	D	49800	52800	106	6.49	1.626

(1) Where applicable, custom lab flags have been used on this report; D = dilution data.
(2) R% = percent recovery.

These data are validated and reported as accurate and in accord with AXYS Analytical Services Ltd. ISO17025 compliant quality assurance processes.
Signed: _____Million Woudneh_____

For Axys Internal Use Only [XSL Template: Pest2.xsl; Created: 14-Aug-2015 13:51:22; Application: XMLTransformer-1.14.15;
Report Filename: Pest_PAH_HI_OHPAH_L22965-22_Form2_MP51_134S24_SJ1911944.html; Workgroup: WG51611; Design ID: 2302]

AXYS METHOD MLA-905 Rev 01

Form 1A
ANALYSIS REPORT

CLIENT SAMPLE NO.
Day 7 Group 3
Sample Collection:
N/A

AXYS ANALYTICAL SERVICES
2045 MILLS RD., SIDNEY, B.C., CANADA
V8L 5X2 TEL (250) 655-5800 FAX (250) 655-5811

Project No.	04285076.0000		
Contract No.:	4765	**Lab Sample I.D.:**	L22965-23 Wi2
Matrix:	URINE	**Sample Size:**	4.00 mL (wet)
Sample Receipt Date:	02-Apr-2015	**Initial Calibration Date:**	17-Jul-2015
Extraction Date:	23-Jun-2015	**Instrument ID:**	HR GC/MS
Analysis Date:	17-Jul-2015 **Time:** 23:56:54	**GC Column ID:**	DB17-MS
Extract Volume (uL):	800	**Sample Data Filename:**	**MP51_134 S: 18**
Injection Volume (uL):	2.0	**Blank Data Filename:**	MP51_134 S: 12
Dilution Factor:	4	**Cal. Ver. Data Filename:**	MP51_134 S: 2

Concentration Units: pg/mL (wet weight basis)

This page is part of a total report that contains information necessary for accreditation compliance.
This test is not NELAP accredited. Sample results relate only to the sample tested.

COMPOUND	CAS NO.	LAB FLAG [1]	CONC. FOUND	REPORTING LIMIT (RL)[2]	ION ABUND. RATIO	RRT
3-OH-Chrysene	63019-39-6	U D		894 (S)		
3-OH-Benzo[a]pyrene	13345-21-6	K D	453	97.2 (S)	7.62	1.003
9-OH-Benzo[a]pyrene	17573-21-6	K D	545	68.1 (S)	2.44	1.151
3-OH-Benz[a]anthracene	4834-35-9	U D		745 (S)		

(1) Where applicable, custom lab flags have been used on this report; U = not detected at RL; K = peak detected but did not meet quantification criteria, result reported represents the estimated maximum possible concentration; D = dilution data.
(2) Reporting Limit (Code): S = sample detection limit; M = method detection limit; L = lowest calibration level equivalent; Q = contract defined limit.

These data are validated and reported as accurate and in accord with AXYS Analytical Services Ltd. ISO17025 compliant quality assurance processes.
Signed: _____Million Woudneh_____

For Axys Internal Use Only [XSL Template: Pest1A.xsl; Created: 14-Aug-2015 13:51:22; Application: XMLTransformer-1.14.15;
Report Filename: Pest_PAH_HI_OHPAH_L22965-23_Form1A_MP51_134S18_SJ1911937.html; Workgroup: WG51611; Design ID: 2302]

AXYS METHOD MLA-905 Rev 01

Form 2

ANALYSIS REPORT

CLIENT SAMPLE NO.
Day 7 Group 3
Sample Collection:
N/A

AXYS ANALYTICAL SERVICES
2045 MILLS RD., SIDNEY, B.C., CANADA
V8L 5X2 TEL (250) 655-5800 FAX (250) 655-5811

Project No.	04285076.0000		
Contract No.:	4765	**Lab Sample I.D.:**	L22965-23 Wi2
Matrix:	URINE	**Sample Size:**	4.00 mL (wet)
Sample Receipt Date:	02-Apr-2015	**Initial Calibration Date:**	17-Jul-2015
Extraction Date:	23-Jun-2015	**Instrument ID:**	HR GC/MS
Analysis Date:	17-Jul-2015 **Time:** 23:56:54	**GC Column ID:**	DB17-MS
Extract Volume (uL):	800	**Sample Data Filename:**	**MP51_134 S: 18**
Injection Volume (uL):	2.0	**Blank Data Filename:**	MP51_134 S: 12
Dilution Factor:	4	**Cal. Ver. Data Filename:**	MP51_134 S: 2
Concentration Units:	pg absolute		

This page is part of a total report that contains information necessary for accreditation compliance.
This test is not NELAP accredited. Sample results relate only to the sample tested.

LABELED COMPOUND	LAB FLAG [1]	SPIKE CONC.	CONC. FOUND	R(%) [2]	ION ABUND. RATIO	RRT
13C6-3-OH-Chrysene	D	50500	51600	102	2.04	1.404
13C6-1-OH-Benz[a]anthracene	D	50400	56600	112	2.20	1.371
d11-3-OH-Benzo[a]pyrene	D V	49800	62000	125	6.56	1.624

(1) Where applicable, custom lab flags have been used on this report; D = dilution data; V = surrogate recovery is not within method/contract control limits.
(2) R% = percent recovery.

These data are validated and reported as accurate and in accord with AXYS Analytical Services Ltd. ISO17025 compliant quality assurance processes.
Signed: _____Million Woudneh_____

For Axys Internal Use Only [XSL Template: Pest2.xsl; Created: 14-Aug-2015 13:51:22; Application: XMLTransformer-1.14.15;
Report Filename: Pest_PAH_HI_OHPAH_L22965-23_Form2_MP51_134S18_SJ1911937.html; Workgroup: WG51611; Design ID: 2302]

AXYS METHOD MLA-905 Rev 01

Form 1A
ANALYSIS REPORT

CLIENT SAMPLE NO.
Day 7 Group 4
Sample Collection:
N/A

AXYS ANALYTICAL SERVICES
2045 MILLS RD., SIDNEY, B.C., CANADA
V8L 5X2 TEL (250) 655-5800 FAX (250) 655-5811

Project No.	04285076.0000		
Contract No.:	4765	**Lab Sample I.D.:**	L22965-24 Wi2
Matrix:	URINE	**Sample Size:**	4.00 mL (wet)
Sample Receipt Date:	02-Apr-2015	**Initial Calibration Date:**	17-Jul-2015
Extraction Date:	23-Jun-2015	**Instrument ID:**	HR GC/MS
Analysis Date:	18-Jul-2015 **Time:** 02:13:19	**GC Column ID:**	DB17-MS
Extract Volume (uL):	800	**Sample Data Filename:**	**MP51_134 S: 22**
Injection Volume (uL):	2.0	**Blank Data Filename:**	MP51_134 S: 12
Dilution Factor:	4	**Cal. Ver. Data Filename:**	MP51_134 S: 20

Concentration Units: pg/mL (wet weight basis)

This page is part of a total report that contains information necessary for accreditation compliance.
This test is not NELAP accredited. Sample results relate only to the sample tested.

COMPOUND	CAS NO.	LAB FLAG [1]	CONC. FOUND	REPORTING LIMIT (RL)[2]	ION ABUND. RATIO	RRT
3-OH-Chrysene	63019-39-6	D	767	311 (S)	1.61	1.000
3-OH-Benzo[a]pyrene	13345-21-6	D	954	93.8 (S)	5.92	1.003
9-OH-Benzo[a]pyrene	17573-21-6	K D	715	52.9 (S)	3.54	1.152
3-OH-Benz[a]anthracene	4834-35-9	U D		257 (S)		

(1) Where applicable, custom lab flags have been used on this report; U = not detected at RL; K = peak detected but did not meet quantification criteria, result reported represents the estimated maximum possible concentration; D = dilution data.
(2) Reporting Limit (Code): S = sample detection limit; M = method detection limit; L = lowest calibration level equivalent; Q = contract defined limit.

These data are validated and reported as accurate and in accord with AXYS Analytical Services Ltd. ISO17025 compliant quality assurance processes.
Signed: _____Million Woudneh_____

For Axys Internal Use Only [XSL Template: Pest1A.xsl; Created: 14-Aug-2015 13:51:22; Application: XMLTransformer-1.14.15;
Report Filename: Pest_PAH_HI_OHPAH_L22965-24_Form1A_MP51_134S22_SJ1911942.html; Workgroup: WG51611; Design ID: 2302]

AXYS METHOD MLA-905 Rev 01

Form 2

ANALYSIS REPORT

CLIENT SAMPLE NO.
Day 7 Group 4
Sample Collection:
N/A

AXYS ANALYTICAL SERVICES
2045 MILLS RD., SIDNEY, B.C., CANADA
V8L 5X2 TEL (250) 655-5800 FAX (250) 655-5811

Project No.	04285076.0000		
Contract No.:	4765	**Lab Sample I.D.:**	L22965-24 Wi2
Matrix:	URINE	**Sample Size:**	4.00 mL (wet)
Sample Receipt Date:	02-Apr-2015	**Initial Calibration Date:**	17-Jul-2015
Extraction Date:	23-Jun-2015	**Instrument ID:**	HR GC/MS
Analysis Date:	18-Jul-2015 **Time:** 02:13:19	**GC Column ID:**	DB17-MS
Extract Volume (uL):	800	**Sample Data Filename:**	**MP51_134 S: 22**
Injection Volume (uL):	2.0	**Blank Data Filename:**	MP51_134 S: 12
Dilution Factor:	4	**Cal. Ver. Data Filename:**	MP51_134 S: 20
Concentration Units:	pg absolute		

This page is part of a total report that contains information necessary for accreditation compliance.
This test is not NELAP accredited. Sample results relate only to the sample tested.

LABELED COMPOUND	LAB FLAG [1]	SPIKE CONC.	CONC. FOUND	R(%) [2]	ION ABUND. RATIO	RRT
13C6-3-OH-Chrysene	D	50500	31900	63.3	2.02	1.404
13C6-1-OH-Benz[a]anthracene	D	50400	34700	68.9	2.18	1.371
d11-3-OH-Benzo[a]pyrene	D	49800	34600	69.5	6.57	1.625

(1) Where applicable, custom lab flags have been used on this report; D = dilution data.
(2) R% = percent recovery.

These data are validated and reported as accurate and in accord with AXYS Analytical Services Ltd. ISO17025 compliant quality assurance processes.
Signed: _____Million Woudneh_____

For Axys Internal Use Only [XSL Template: Pest2.xsl; Created: 14-Aug-2015 13:51:22; Application: XMLTransformer-1.14.15;
Report Filename: Pest_PAH_HI_OHPAH_L22965-24_Form2_MP51_134S22_SJ1911942.html; Workgroup: WG51611; Design ID: 2302]

AXYS METHOD MLA-905 Rev 01

Form 1A
ANALYSIS REPORT

CLIENT SAMPLE NO.
Day 14 Group 1
Sample Collection:
N/A

AXYS ANALYTICAL SERVICES
2045 MILLS RD., SIDNEY, B.C., CANADA
V8L 5X2 TEL (250) 655-5800 FAX (250) 655-5811

Project No.		04285076.0000	
Contract No.:	4765	**Lab Sample I.D.:**	L22965-49 i2
Matrix:	URINE	**Sample Size:**	4.00 mL (wet)
Sample Receipt Date:	02-Apr-2015	**Initial Calibration Date:**	17-Jul-2015
Extraction Date:	23-Jun-2015	**Instrument ID:**	HR GC/MS
Analysis Date:	17-Jul-2015 **Time:** 21:06:24	**GC Column ID:**	DB17-MS
Extract Volume (uL):	200	**Sample Data Filename:**	**MP51_134 S: 13**
Injection Volume (uL):	2.0	**Blank Data Filename:**	MP51_134 S: 12
Dilution Factor:	N/A	**Cal. Ver. Data Filename:**	MP51_134 S: 2

Concentration Units: pg/mL (wet weight basis)

This page is part of a total report that contains information necessary for accreditation compliance.
This test is not NELAP accredited. Sample results relate only to the sample tested.

COMPOUND	CAS NO.	LAB FLAG [1]	CONC. FOUND	REPORTING LIMIT (RL)[2]	ION ABUND. RATIO	RRT
3-OH-Chrysene	63019-39-6	U		1120 (S)		
3-OH-Benzo[a]pyrene	13345-21-6	U		40.1 (S)		
9-OH-Benzo[a]pyrene	17573-21-6	K	169	26.9 (S)	2.20	1.151
3-OH-Benz[a]anthracene	4834-35-9	U		858 (S)		

(1) Where applicable, custom lab flags have been used on this report; U = not detected at RL; K = peak detected but did not meet quantification criteria, result reported represents the estimated maximum possible concentration.
(2) Reporting Limit (Code): S = sample detection limit; M = method detection limit; L = lowest calibration level equivalent; Q = contract defined limit.

These data are validated and reported as accurate and in accord with AXYS Analytical Services Ltd. ISO17025 compliant quality assurance processes.
Signed: _____Million Woudneh_____

For Axys Internal Use Only [XSL Template: Pest1A.xsl; Created: 14-Aug-2015 13:51:22; Application: XMLTransformer-1.14.15;
Report Filename: Pest_PAH_HI_OHPAH_L22965-49_Form1A_MP51_134S13_SJ1911932.html; Workgroup: WG51611; Design ID: 2302]

AXYS METHOD MLA-905 Rev 01

Form 2

ANALYSIS REPORT

CLIENT SAMPLE NO.
Day 14 Group 1
Sample Collection:
N/A

AXYS ANALYTICAL SERVICES
2045 MILLS RD., SIDNEY, B.C., CANADA
V8L 5X2 TEL (250) 655-5800 FAX (250) 655-5811

Project No.	04285076.0000		
Contract No.:	4765	**Lab Sample I.D.:**	L22965-49 i2
Matrix:	URINE	**Sample Size:**	4.00 mL (wet)
Sample Receipt Date:	02-Apr-2015	**Initial Calibration Date:**	17-Jul-2015
Extraction Date:	23-Jun-2015	**Instrument ID:**	HR GC/MS
Analysis Date:	17-Jul-2015 **Time:** 21:06:24	**GC Column ID:**	DB17-MS
Extract Volume (uL):	200	**Sample Data Filename:**	**MP51_134 S: 13**
Injection Volume (uL):	2.0	**Blank Data Filename:**	MP51_134 S: 12
Dilution Factor:	N/A	**Cal. Ver. Data Filename:**	MP51_134 S: 2
Concentration Units:	pg absolute		

This page is part of a total report that contains information necessary for accreditation compliance.
This test is not NELAP accredited. Sample results relate only to the sample tested.

LABELED COMPOUND	LAB FLAG [1]	SPIKE CONC.	CONC. FOUND	R(%) [2]	ION ABUND. RATIO	RRT
13C6-3-OH-Chrysene		50500	29200	57.7	2.05	1.403
13C6-1-OH-Benz[a]anthracene		50400	34400	68.3	2.40	1.371
d11-3-OH-Benzo[a]pyrene		49800	32700	65.7	6.39	1.624

(1) Where applicable, custom lab flags have been used on this report.
(2) R% = percent recovery.

These data are validated and reported as accurate and in accord with AXYS Analytical Services Ltd. ISO17025 compliant quality assurance processes.
Signed: _____Million Woudneh_____

For Axys Internal Use Only [XSL Template: Pest2.xsl; Created: 14-Aug-2015 13:51:22; Application: XMLTransformer-1.14.15;
Report Filename: Pest_PAH_HI_OHPAH_L22965-49_Form2_MP51_134S13_SJ1911932.html; Workgroup: WG51611; Design ID: 2302]

AXYS METHOD MLA-905 Rev 01

Form 1A
ANALYSIS REPORT

CLIENT SAMPLE NO.
Day 14 Group 2
Sample Collection:
N/A

AXYS ANALYTICAL SERVICES
2045 MILLS RD., SIDNEY, B.C., CANADA
V8L 5X2 TEL (250) 655-5800 FAX (250) 655-5811

Project No.	04285076.0000		
Contract No.:	4765	**Lab Sample I.D.:**	L22965-50 i2
Matrix:	URINE	**Sample Size:**	4.00 mL (wet)
Sample Receipt Date:	02-Apr-2015	**Initial Calibration Date:**	17-Jul-2015
Extraction Date:	23-Jun-2015	**Instrument ID:**	HR GC/MS
Analysis Date:	18-Jul-2015 **Time:** 05:03:44	**GC Column ID:**	DB17-MS
Extract Volume (uL):	200	**Sample Data Filename:**	**MP51_134 S: 27**
Injection Volume (uL):	2.0	**Blank Data Filename:**	MP51_134 S: 12
Dilution Factor:	N/A	**Cal. Ver. Data Filename:**	MP51_134 S: 20

Concentration Units: pg/mL (wet weight basis)

This page is part of a total report that contains information necessary for accreditation compliance.
This test is not NELAP accredited. Sample results relate only to the sample tested.

COMPOUND	CAS NO.	LAB FLAG [1]	CONC. FOUND	REPORTING LIMIT (RL)[2]	ION ABUND. RATIO	RRT
3-OH-Chrysene	63019-39-6	U		335 (S)		
3-OH-Benzo[a]pyrene	13345-21-6		4190	34.6 (S)	5.16	1.003
9-OH-Benzo[a]pyrene	17573-21-6		1650	21.4 (S)	5.21	1.152
3-OH-Benz[a]anthracene	4834-35-9	U		260 (S)		

(1) Where applicable, custom lab flags have been used on this report; U = not detected at RL.
(2) Reporting Limit (Code): S = sample detection limit; M = method detection limit; L = lowest calibration level equivalent; Q = contract defined limit.

These data are validated and reported as accurate and in accord with AXYS Analytical Services Ltd. ISO17025 compliant quality assurance processes.
Signed: _____Million Woudneh_____

For Axys Internal Use Only [XSL Template: Pest1A.xsl; Created: 14-Aug-2015 13:51:22; Application: XMLTransformer-1.14.15;
Report Filename: Pest_PAH_HI_OHPAH_L22965-50_Form1A_MP51_134S27_SJ1911947.html; Workgroup: WG51611; Design ID: 2302]

AXYS METHOD MLA-905 Rev 01

Form 2

ANALYSIS REPORT

CLIENT SAMPLE NO.
Day 14 Group 2
Sample Collection:
N/A

AXYS ANALYTICAL SERVICES
2045 MILLS RD., SIDNEY, B.C., CANADA
V8L 5X2 TEL (250) 655-5800 FAX (250) 655-5811

Project No.	04285076.0000		
Contract No.:	4765	**Lab Sample I.D.:**	L22965-50 i2
Matrix:	URINE	**Sample Size:**	4.00 mL (wet)
Sample Receipt Date:	02-Apr-2015	**Initial Calibration Date:**	17-Jul-2015
Extraction Date:	23-Jun-2015	**Instrument ID:**	HR GC/MS
Analysis Date:	18-Jul-2015 **Time:** 05:03:44	**GC Column ID:**	DB17-MS
Extract Volume (uL):	200	**Sample Data Filename:**	**MP51_134 S: 27**
Injection Volume (uL):	2.0	**Blank Data Filename:**	MP51_134 S: 12
Dilution Factor:	N/A	**Cal. Ver. Data Filename:**	MP51_134 S: 20
Concentration Units:	pg absolute		

This page is part of a total report that contains information necessary for accreditation compliance.
This test is not NELAP accredited. Sample results relate only to the sample tested.

LABELED COMPOUND	LAB FLAG [1]	SPIKE CONC.	CONC. FOUND	R(%) [2]	ION ABUND. RATIO	RRT
13C6-3-OH-Chrysene		50500	25900	51.2	1.87	1.403
13C6-1-OH-Benz[a]anthracene		50400	30500	60.6	2.23	1.371
d11-3-OH-Benzo[a]pyrene		49800	27400	55.1	6.48	1.624

(1) Where applicable, custom lab flags have been used on this report.
(2) R% = percent recovery.

These data are validated and reported as accurate and in accord with AXYS Analytical Services Ltd. ISO17025 compliant quality assurance processes.
Signed: _____Million Woudneh_____

For Axys Internal Use Only [XSL Template: Pest2.xsl; Created: 14-Aug-2015 13:51:22; Application: XMLTransformer-1.14.15;
Report Filename: Pest_PAH_HI_OHPAH_L22965-50_Form2_MP51_134S27_SJ1911947.html; Workgroup: WG51611; Design ID: 2302]

AXYS METHOD MLA-905 Rev 01

Form 1A
ANALYSIS REPORT

CLIENT SAMPLE NO.
Day 14 Group 3
Sample Collection:
N/A

AXYS ANALYTICAL SERVICES
2045 MILLS RD., SIDNEY, B.C., CANADA
V8L 5X2 TEL (250) 655-5800 FAX (250) 655-5811

Project No.	04285076.0000		
Contract No.:	4765	**Lab Sample I.D.:**	L22965-51 i2
Matrix:	URINE	**Sample Size:**	4.00 mL (wet)
Sample Receipt Date:	02-Apr-2015	**Initial Calibration Date:**	17-Jul-2015
Extraction Date:	23-Jun-2015	**Instrument ID:**	HR GC/MS
Analysis Date:	17-Jul-2015 **Time:** 21:40:30	**GC Column ID:**	DB17-MS
Extract Volume (uL):	200	**Sample Data Filename:**	**MP51_134 S: 14**
Injection Volume (uL):	2.0	**Blank Data Filename:**	MP51_134 S: 12
Dilution Factor:	N/A	**Cal. Ver. Data Filename:**	MP51_134 S: 2

Concentration Units: pg/mL (wet weight basis)

This page is part of a total report that contains information necessary for accreditation compliance.
This test is not NELAP accredited. Sample results relate only to the sample tested.

COMPOUND	CAS NO.	LAB FLAG [1]	CONC. FOUND	REPORTING LIMIT (RL)[2]	ION ABUND. RATIO	RRT
3-OH-Chrysene	63019-39-6	U		429 (S)		
3-OH-Benzo[a]pyrene	13345-21-6		183	27.2 (S)	7.06	1.003
9-OH-Benzo[a]pyrene	17573-21-6	K	140	15.4 (S)	2.91	1.151
3-OH-Benz[a]anthracene	4834-35-9	U		348 (S)		

(1) Where applicable, custom lab flags have been used on this report; U = not detected at RL; K = peak detected but did not meet quantification criteria, result reported represents the estimated maximum possible concentration.
(2) Reporting Limit (Code): S = sample detection limit; M = method detection limit; L = lowest calibration level equivalent; Q = contract defined limit.

These data are validated and reported as accurate and in accord with AXYS Analytical Services Ltd. ISO17025 compliant quality assurance processes.
Signed: _____Million Woudneh_____

For Axys Internal Use Only [XSL Template: Pest1A.xsl; Created: 14-Aug-2015 13:51:22; Application: XMLTransformer-1.14.15;
Report Filename: Pest_PAH_HI_OHPAH_L22965-51_Form1A_MP51_134S14_SJ1911933.html; Workgroup: WG51611; Design ID: 2302]

AXYS METHOD MLA-905 Rev 01

Form 2

ANALYSIS REPORT

CLIENT SAMPLE NO.
Day 14 Group 3
Sample Collection:
N/A

AXYS ANALYTICAL SERVICES
2045 MILLS RD., SIDNEY, B.C., CANADA
V8L 5X2 TEL (250) 655-5800 FAX (250) 655-5811

Project No.	04285076.0000		
Contract No.:	4765	**Lab Sample I.D.:**	L22965-51 i2
Matrix:	URINE	**Sample Size:**	4.00 mL (wet)
Sample Receipt Date:	02-Apr-2015	**Initial Calibration Date:**	17-Jul-2015
Extraction Date:	23-Jun-2015	**Instrument ID:**	HR GC/MS
Analysis Date:	17-Jul-2015 **Time:** 21:40:30	**GC Column ID:**	DB17-MS
Extract Volume (uL):	200	**Sample Data Filename:**	**MP51_134 S: 14**
Injection Volume (uL):	2.0	**Blank Data Filename:**	MP51_134 S: 12
Dilution Factor:	N/A	**Cal. Ver. Data Filename:**	MP51_134 S: 2
Concentration Units:	pg absolute		

This page is part of a total report that contains information necessary for accreditation compliance.
This test is not NELAP accredited. Sample results relate only to the sample tested.

LABELED COMPOUND	LAB FLAG [1]	SPIKE CONC.	CONC. FOUND	R(%) [2]	ION ABUND. RATIO	RRT
13C6-3-OH-Chrysene		50500	25600	50.7	2.04	1.404
13C6-1-OH-Benz[a]anthracene		50400	29100	57.7	2.40	1.370
d11-3-OH-Benzo[a]pyrene		49800	24400	49.1	6.52	1.624

(1) Where applicable, custom lab flags have been used on this report.
(2) R% = percent recovery.

These data are validated and reported as accurate and in accord with AXYS Analytical Services Ltd. ISO17025 compliant quality assurance processes.
Signed: _____Million Woudneh_____

For Axys Internal Use Only [XSL Template: Pest2.xsl; Created: 14-Aug-2015 13:51:22; Application: XMLTransformer-1.14.15;
Report Filename: Pest_PAH_HI_OHPAH_L22965-51_Form2_MP51_134S14_SJ1911933.html; Workgroup: WG51611; Design ID: 2302]

AXYS METHOD MLA-905 Rev 01

Form 1A
ANALYSIS REPORT

CLIENT SAMPLE NO.
Day 14 Group 4
Sample Collection:
N/A

AXYS ANALYTICAL SERVICES
2045 MILLS RD., SIDNEY, B.C., CANADA
V8L 5X2 TEL (250) 655-5800 FAX (250) 655-5811

Project No.	04285076.0000		
Contract No.:	4765	**Lab Sample I.D.:**	L22965-52 Wi2
Matrix:	URINE	**Sample Size:**	4.00 mL (wet)
Sample Receipt Date:	02-Apr-2015	**Initial Calibration Date:**	17-Jul-2015
Extraction Date:	23-Jun-2015	**Instrument ID:**	HR GC/MS
Analysis Date:	18-Jul-2015 **Time:** 00:31:01	**GC Column ID:**	DB17-MS
Extract Volume (uL):	800	**Sample Data Filename:**	**MP51_134 S: 19**
Injection Volume (uL):	2.0	**Blank Data Filename:**	MP51_134 S: 12
Dilution Factor:	4	**Cal. Ver. Data Filename:**	MP51_134 S: 2

Concentration Units: pg/mL (wet weight basis)

This page is part of a total report that contains information necessary for accreditation compliance.
This test is not NELAP accredited. Sample results relate only to the sample tested.

COMPOUND	CAS NO.	LAB FLAG [1]	CONC. FOUND	REPORTING LIMIT (RL)[2]	ION ABUND. RATIO	RRT
3-OH-Chrysene	63019-39-6	U D		877 (S)		
3-OH-Benzo[a]pyrene	13345-21-6	D	1030	94.7 (S)	5.77	1.003
9-OH-Benzo[a]pyrene	17573-21-6	K D	786	62.8 (S)	3.38	1.152
3-OH-Benz[a]anthracene	4834-35-9	U D		750 (S)		

(1) Where applicable, custom lab flags have been used on this report; U = not detected at RL; K = peak detected but did not meet quantification criteria, result reported represents the estimated maximum possible concentration; D = dilution data.
(2) Reporting Limit (Code): S = sample detection limit; M = method detection limit; L = lowest calibration level equivalent; Q = contract defined limit.

These data are validated and reported as accurate and in accord with AXYS Analytical Services Ltd. ISO17025 compliant quality assurance processes.
Signed: _____Million Woudneh_____

For Axys Internal Use Only [XSL Template: Pest1A.xsl; Created: 14-Aug-2015 13:51:22; Application: XMLTransformer-1.14.15;
Report Filename: Pest_PAH_HI_OHPAH_L22965-52_Form1A_MP51_134S19_SJ1911938.html; Workgroup: WG51611; Design ID: 2302]

AXYS METHOD MLA-905 Rev 01

Form 2

ANALYSIS REPORT

CLIENT SAMPLE NO.
Day 14 Group 4
Sample Collection:
N/A

AXYS ANALYTICAL SERVICES
2045 MILLS RD., SIDNEY, B.C., CANADA
V8L 5X2 TEL (250) 655-5800 FAX (250) 655-5811

Project No.	04285076.0000		
Contract No.:	4765	**Lab Sample I.D.:**	L22965-52 Wi2
Matrix:	URINE	**Sample Size:**	4.00 mL (wet)
Sample Receipt Date:	02-Apr-2015	**Initial Calibration Date:**	17-Jul-2015
Extraction Date:	23-Jun-2015	**Instrument ID:**	HR GC/MS
Analysis Date:	18-Jul-2015 **Time:** 00:31:01	**GC Column ID:**	DB17-MS
Extract Volume (uL):	800	**Sample Data Filename:**	**MP51_134 S: 19**
Injection Volume (uL):	2.0	**Blank Data Filename:**	MP51_134 S: 12
Dilution Factor:	4	**Cal. Ver. Data Filename:**	MP51_134 S: 2
Concentration Units:	pg absolute		

This page is part of a total report that contains information necessary for accreditation compliance.
This test is not NELAP accredited. Sample results relate only to the sample tested.

LABELED COMPOUND	LAB FLAG [1]	SPIKE CONC.	CONC. FOUND	R(%) [2]	ION ABUND. RATIO	RRT
13C6-3-OH-Chrysene	D	50500	38900	77.0	2.05	1.403
13C6-1-OH-Benz[a]anthracene	D	50400	41200	81.8	2.29	1.371
d11-3-OH-Benzo[a]pyrene	D	49800	46700	93.9	6.42	1.624

(1) Where applicable, custom lab flags have been used on this report; D = dilution data.
(2) R% = percent recovery.

These data are validated and reported as accurate and in accord with AXYS Analytical Services Ltd. ISO17025 compliant quality assurance processes.
Signed: _____Million Woudneh_____

For Axys Internal Use Only [XSL Template: Pest2.xsl; Created: 14-Aug-2015 13:51:22; Application: XMLTransformer-1.14.15;
Report Filename: Pest_PAH_HI_OHPAH_L22965-52_Form2_MP51_134S19_SJ1911938.html; Workgroup: WG51611; Design ID: 2302]

AXYS METHOD MLA-905 Rev 01

Form 1A
ANALYSIS REPORT

CLIENT SAMPLE NO.
101 Day 7/8
Sample Collection:
18-May-2015

AXYS ANALYTICAL SERVICES
2045 MILLS RD., SIDNEY, B.C., CANADA
V8L 5X2 TEL (250) 655-5800 FAX (250) 655-5811

Project No.	06262044.0000		
Contract No.:	4765	**Lab Sample I.D.:**	L23367-1 i2
Matrix:	URINE	**Sample Size:**	4.00 mL (wet)
Sample Receipt Date:	29-May-2015	**Initial Calibration Date:**	17-Jul-2015
Extraction Date:	23-Jun-2015	**Instrument ID:**	HR GC/MS
Analysis Date:	17-Jul-2015 **Time:** 22:14:36	**GC Column ID:**	DB17-MS
Extract Volume (uL):	200	**Sample Data Filename:**	**MP51_134 S: 15**
Injection Volume (uL):	2.0	**Blank Data Filename:**	MP51_134 S: 12
Dilution Factor:	N/A	**Cal. Ver. Data Filename:**	MP51_134 S: 2

Concentration Units: pg/mL (wet weight basis)

This page is part of a total report that contains information necessary for accreditation compliance.
This test is not NELAP accredited. Sample results relate only to the sample tested.

COMPOUND	CAS NO.	LAB FLAG [1]	CONC. FOUND	REPORTING LIMIT (RL)[2]	ION ABUND. RATIO	RRT
3-OH-Chrysene	63019-39-6	U		411 (S)		
3-OH-Benzo[a]pyrene	13345-21-6	U		31.8 (S)		
9-OH-Benzo[a]pyrene	17573-21-6	K	110	20.8 (S)	2.17	1.150
3-OH-Benz[a]anthracene	4834-35-9	U		320 (S)		

(1) Where applicable, custom lab flags have been used on this report; U = not detected at RL; K = peak detected but did not meet quantification criteria, result reported represents the estimated maximum possible concentration.
(2) Reporting Limit (Code): S = sample detection limit; M = method detection limit; L = lowest calibration level equivalent; Q = contract defined limit.

These data are validated and reported as accurate and in accord with AXYS Analytical Services Ltd. ISO17025 compliant quality assurance processes.
Signed: _____Million Woudneh_____

For Axys Internal Use Only [XSL Template: Pest1A.xsl; Created: 14-Aug-2015 13:51:22; Application: XMLTransformer-1.14.15;
Report Filename: Pest_PAH_HI_OHPAH_L23367-1_Form1A_MP51_134S15_SJ1911934.html; Workgroup: WG51611; Design ID: 2302]

AXYS METHOD MLA-905 Rev 01

Form 2

ANALYSIS REPORT

CLIENT SAMPLE NO.
101 Day 7/8
Sample Collection:
18-May-2015

AXYS ANALYTICAL SERVICES
2045 MILLS RD., SIDNEY, B.C., CANADA
V8L 5X2 TEL (250) 655-5800 FAX (250) 655-5811

Project No.	06262044.0000		
Contract No.:	4765	**Lab Sample I.D.:**	L23367-1 i2
Matrix:	URINE	**Sample Size:**	4.00 mL (wet)
Sample Receipt Date:	29-May-2015	**Initial Calibration Date:**	17-Jul-2015
Extraction Date:	23-Jun-2015	**Instrument ID:**	HR GC/MS
Analysis Date:	17-Jul-2015 **Time:** 22:14:36	**GC Column ID:**	DB17-MS
Extract Volume (uL):	200	**Sample Data Filename:**	**MP51_134 S: 15**
Injection Volume (uL):	2.0	**Blank Data Filename:**	MP51_134 S: 12
Dilution Factor:	N/A	**Cal. Ver. Data Filename:**	MP51_134 S: 2
Concentration Units:	pg absolute		

This page is part of a total report that contains information necessary for accreditation compliance.
This test is not NELAP accredited. Sample results relate only to the sample tested.

LABELED COMPOUND	LAB FLAG [1]	SPIKE CONC.	CONC. FOUND	R(%) [2]	ION ABUND. RATIO	RRT
13C6-3-OH-Chrysene		50500	25600	50.7	1.96	1.404
13C6-1-OH-Benz[a]anthracene		50400	30300	60.0	2.37	1.371
d11-3-OH-Benzo[a]pyrene		49800	28400	57.1	6.40	1.624

(1) Where applicable, custom lab flags have been used on this report.
(2) R% = percent recovery.

These data are validated and reported as accurate and in accord with AXYS Analytical Services Ltd. ISO17025 compliant quality assurance processes.
Signed: _____Million Woudneh_____

For Axys Internal Use Only [XSL Template: Pest2.xsl; Created: 14-Aug-2015 13:51:22; Application: XMLTransformer-1.14.15;
Report Filename: Pest_PAH_HI_OHPAH_L23367-1_Form2_MP51_134S15_SJ1911934.html; Workgroup: WG51611; Design ID: 2302]

AXYS METHOD MLA-905 Rev 01

Form 1A
ANALYSIS REPORT

CLIENT SAMPLE NO.
102 Day 7/8
Sample Collection:
18-May-2015

AXYS ANALYTICAL SERVICES
2045 MILLS RD., SIDNEY, B.C., CANADA
V8L 5X2 TEL (250) 655-5800 FAX (250) 655-5811

Project No.	06262044.0000		
Contract No.:	4765	**Lab Sample I.D.:**	L23367-2 i2
Matrix:	URINE	**Sample Size:**	4.00 mL (wet)
Sample Receipt Date:	29-May-2015	**Initial Calibration Date:**	17-Jul-2015
Extraction Date:	23-Jun-2015	**Instrument ID:**	HR GC/MS
Analysis Date:	17-Jul-2015 **Time:** 23:22:48	**GC Column ID:**	DB17-MS
Extract Volume (uL):	200	**Sample Data Filename:**	**MP51_134 S: 17**
Injection Volume (uL):	2.0	**Blank Data Filename:**	MP51_134 S: 12
Dilution Factor:	N/A	**Cal. Ver. Data Filename:**	MP51_134 S: 2

Concentration Units: pg/mL (wet weight basis)

This page is part of a total report that contains information necessary for accreditation compliance.
This test is not NELAP accredited. Sample results relate only to the sample tested.

COMPOUND	CAS NO.	LAB FLAG [1]	CONC. FOUND	REPORTING LIMIT (RL)[2]	ION ABUND. RATIO	RRT
3-OH-Chrysene	63019-39-6	U		1660 (S)		
3-OH-Benzo[a]pyrene	13345-21-6	U		46.5 (S)		
9-OH-Benzo[a]pyrene	17573-21-6	K	213	35.0 (S)	1.97	1.150
3-OH-Benz[a]anthracene	4834-35-9	U		1250 (S)		

(1) Where applicable, custom lab flags have been used on this report; U = not detected at RL; K = peak detected but did not meet quantification criteria, result reported represents the estimated maximum possible concentration.
(2) Reporting Limit (Code): S = sample detection limit; M = method detection limit; L = lowest calibration level equivalent; Q = contract defined limit.

These data are validated and reported as accurate and in accord with AXYS Analytical Services Ltd. ISO17025 compliant quality assurance processes.
Signed: _____Million Woudneh_____

For Axys Internal Use Only [XSL Template: Pest1A.xsl; Created: 14-Aug-2015 13:51:22; Application: XMLTransformer-1.14.15;
Report Filename: Pest_PAH_HI_OHPAH_L23367-2_Form1A_MP51_134S17_SJ1911936.html; Workgroup: WG51611; Design ID: 2302]

AXYS METHOD MLA-905 Rev 01

Form 2

ANALYSIS REPORT

CLIENT SAMPLE NO.
102 Day 7/8
Sample Collection:
18-May-2015

AXYS ANALYTICAL SERVICES
2045 MILLS RD., SIDNEY, B.C., CANADA
V8L 5X2 TEL (250) 655-5800 FAX (250) 655-5811

Project No.	06262044.0000		
Contract No.:	4765	**Lab Sample I.D.:**	L23367-2 i2
Matrix:	URINE	**Sample Size:**	4.00 mL (wet)
Sample Receipt Date:	29-May-2015	**Initial Calibration Date:**	17-Jul-2015
Extraction Date:	23-Jun-2015	**Instrument ID:**	HR GC/MS
Analysis Date:	17-Jul-2015 **Time:** 23:22:48	**GC Column ID:**	DB17-MS
Extract Volume (uL):	200	**Sample Data Filename:**	**MP51_134 S: 17**
Injection Volume (uL):	2.0	**Blank Data Filename:**	MP51_134 S: 12
Dilution Factor:	N/A	**Cal. Ver. Data Filename:**	MP51_134 S: 2
Concentration Units:	pg absolute		

This page is part of a total report that contains information necessary for accreditation compliance.
This test is not NELAP accredited. Sample results relate only to the sample tested.

LABELED COMPOUND	LAB FLAG [1]	SPIKE CONC.	CONC. FOUND	R(%) [2]	ION ABUND. RATIO	RRT
13C6-3-OH-Chrysene		50500	27100	53.7	2.03	1.405
13C6-1-OH-Benz[a]anthracene		50400	33300	66.0	2.43	1.372
d11-3-OH-Benzo[a]pyrene		49800	34300	68.9	6.46	1.625

(1) Where applicable, custom lab flags have been used on this report.
(2) R% = percent recovery.

These data are validated and reported as accurate and in accord with AXYS Analytical Services Ltd. ISO17025 compliant quality assurance processes.
Signed: _____Million Woudneh_____

For Axys Internal Use Only [XSL Template: Pest2.xsl; Created: 14-Aug-2015 13:51:22; Application: XMLTransformer-1.14.15;
Report Filename: Pest_PAH_HI_OHPAH_L23367-2_Form2_MP51_134S17_SJ1911936.html; Workgroup: WG51611; Design ID: 2302]

AXYS METHOD MLA-905 Rev 01

Form 1A
ANALYSIS REPORT

CLIENT SAMPLE NO.
201 Day 7/8
Sample Collection:
18-May-2015

AXYS ANALYTICAL SERVICES
2045 MILLS RD., SIDNEY, B.C., CANADA
V8L 5X2 TEL (250) 655-5800 FAX (250) 655-5811

Project No.	06262044.0000		
Contract No.:	4765	**Lab Sample I.D.:**	L23367-3 W
Matrix:	URINE	**Sample Size:**	4.00 mL (wet)
Sample Receipt Date:	29-May-2015	**Initial Calibration Date:**	26-Jun-2015
Extraction Date:	23-Jun-2015	**Instrument ID:**	HR GC/MS
Analysis Date:	27-Jun-2015 **Time:** 05:51:56	**GC Column ID:**	DB17-MS
Extract Volume (uL):	800	**Sample Data Filename:**	**MP51_119G S: 15**
Injection Volume (uL):	1.0	**Blank Data Filename:**	MP51_118B S: 12
Dilution Factor:	4	**Cal. Ver. Data Filename:**	MP51_119G S: 1

Concentration Units: pg/mL (wet weight basis)

This page is part of a total report that contains information necessary for accreditation compliance.
This test is not NELAP accredited. Sample results relate only to the sample tested.

COMPOUND	CAS NO.	LAB FLAG [1]	CONC. FOUND	REPORTING LIMIT (RL)[2]	ION ABUND. RATIO	RRT
3-OH-Chrysene	63019-39-6	X				
3-OH-Benzo[a]pyrene	13345-21-6	D	349000	1000 (S)	4.79	1.002
9-OH-Benzo[a]pyrene	17573-21-6	D	137000	685 (S)	5.42	1.155
3-OH-Benz[a]anthracene	4834-35-9	X				

(1) Where applicable, custom lab flags have been used on this report; D = dilution data; X = result reported separately.
(2) Reporting Limit (Code): S = sample detection limit; M = method detection limit; L = lowest calibration level equivalent; Q = contract defined limit.

These data are validated and reported as accurate and in accord with AXYS Analytical Services Ltd. ISO17025 compliant quality assurance processes.
Signed: _____Million Woudneh_____

For Axys Internal Use Only [XSL Template: Pest1A.xsl; Created: 14-Aug-2015 13:51:22; Application: XMLTransformer-1.14.15;
Report Filename: Pest_PAH_HI_OHPAH_L23367-3_Form1A_MP51_119GS15_SJ1903238.html; Workgroup: WG51611; Design ID: 2302]

AXYS METHOD MLA-905 Rev 01

Form 2

ANALYSIS REPORT

CLIENT SAMPLE NO.
201 Day 7/8
Sample Collection:
18-May-2015

AXYS ANALYTICAL SERVICES
2045 MILLS RD., SIDNEY, B.C., CANADA
V8L 5X2 TEL (250) 655-5800 FAX (250) 655-5811

Project No.	06262044.0000		
Contract No.:	4765	**Lab Sample I.D.:**	L23367-3 W
Matrix:	URINE	**Sample Size:**	4.00 mL (wet)
Sample Receipt Date:	29-May-2015	**Initial Calibration Date:**	26-Jun-2015
Extraction Date:	23-Jun-2015	**Instrument ID:**	HR GC/MS
Analysis Date:	27-Jun-2015 **Time:** 05:51:56	**GC Column ID:**	DB17-MS
Extract Volume (uL):	800	**Sample Data Filename:**	**MP51_119G S: 15**
Injection Volume (uL):	1.0	**Blank Data Filename:**	MP51_118B S: 12
Dilution Factor:	4	**Cal. Ver. Data Filename:**	MP51_119G S: 1
Concentration Units:	pg absolute		

This page is part of a total report that contains information necessary for accreditation compliance.
This test is not NELAP accredited. Sample results relate only to the sample tested.

LABELED COMPOUND	LAB FLAG [1]	SPIKE CONC.	CONC. FOUND	R(%) [2]	ION ABUND. RATIO	RRT
13C6-3-OH-Chrysene	D	50500	26600	52.7	2.01	1.403
13C6-1-OH-Benz[a]anthracene	X					
d11-3-OH-Benzo[a]pyrene	D	49800	22800	45.9	5.76	1.627

(1) Where applicable, custom lab flags have been used on this report; D = dilution data; X = result reported separately.
(2) R% = percent recovery.

These data are validated and reported as accurate and in accord with AXYS Analytical Services Ltd. ISO17025 compliant quality assurance processes.
Signed: _____Million Woudneh_____

For Axys Internal Use Only [XSL Template: Pest2.xsl; Created: 14-Aug-2015 13:51:22; Application: XMLTransformer-1.14.15;
Report Filename: Pest_PAH_HI_OHPAH_L23367-3_Form2_MP51_119GS15_SJ1903238.html; Workgroup: WG51611; Design ID: 2302]

AXYS METHOD MLA-905 Rev 01

Form 1A
ANALYSIS REPORT

CLIENT SAMPLE NO.
201 Day 7/8
Sample Collection:
18-May-2015

AXYS ANALYTICAL SERVICES
2045 MILLS RD., SIDNEY, B.C., CANADA
V8L 5X2 TEL (250) 655-5800 FAX (250) 655-5811

Project No.	06262044.0000		
Contract No.:	4765	**Lab Sample I.D.:**	L23367-3 Wi2
Matrix:	URINE	**Sample Size:**	4.00 mL (wet)
Sample Receipt Date:	29-May-2015	**Initial Calibration Date:**	17-Jul-2015
Extraction Date:	23-Jun-2015	**Instrument ID:**	HR GC/MS
Analysis Date:	18-Jul-2015 **Time:** 07:54:14	**GC Column ID:**	DB17-MS
Extract Volume (uL):	800	**Sample Data Filename:**	**MP51_134 S: 32**
Injection Volume (uL):	2.0	**Blank Data Filename:**	MP51_134 S: 12
Dilution Factor:	4	**Cal. Ver. Data Filename:**	MP51_134 S: 20

Concentration Units: pg/mL (wet weight basis)

This page is part of a total report that contains information necessary for accreditation compliance.
This test is not NELAP accredited. Sample results relate only to the sample tested.

COMPOUND	CAS NO.	LAB FLAG [1]	CONC. FOUND	REPORTING LIMIT (RL)[2]	ION ABUND. RATIO	RRT
3-OH-Chrysene	63019-39-6	U D		1960 (S)		
3-OH-Benzo[a]pyrene	13345-21-6	E				
9-OH-Benzo[a]pyrene	17573-21-6	E				
3-OH-Benz[a]anthracene	4834-35-9	U D		1510 (S)		

(1) Where applicable, custom lab flags have been used on this report; U = not detected at RL; D = dilution data; E = exceeds calibrated linear range, see dilution data.
(2) Reporting Limit (Code): S = sample detection limit; M = method detection limit; L = lowest calibration level equivalent; Q = contract defined limit.

These data are validated and reported as accurate and in accord with AXYS Analytical Services Ltd. ISO17025 compliant quality assurance processes.
Signed: _____Million Woudneh_____

For Axys Internal Use Only [XSL Template: Pest1A.xsl; Created: 14-Aug-2015 13:51:22; Application: XMLTransformer-1.14.15;
Report Filename: Pest_PAH_HI_OHPAH_L23367-3_Form1A_MP51_134S32_SJ1911952.html; Workgroup: WG51611; Design ID: 2302]

AXYS METHOD MLA-905 Rev 01

Form 2

ANALYSIS REPORT

CLIENT SAMPLE NO.
201 Day 7/8
Sample Collection:
18-May-2015

AXYS ANALYTICAL SERVICES
2045 MILLS RD., SIDNEY, B.C., CANADA
V8L 5X2 TEL (250) 655-5800 FAX (250) 655-5811

Project No.	06262044.0000		
Contract No.:	4765	**Lab Sample I.D.:**	L23367-3 Wi2
Matrix:	URINE	**Sample Size:**	4.00 mL (wet)
Sample Receipt Date:	29-May-2015	**Initial Calibration Date:**	17-Jul-2015
Extraction Date:	23-Jun-2015	**Instrument ID:**	HR GC/MS
Analysis Date:	18-Jul-2015 **Time:** 07:54:14	**GC Column ID:**	DB17-MS
Extract Volume (uL):	800	**Sample Data Filename:**	**MP51_134 S: 32**
Injection Volume (uL):	2.0	**Blank Data Filename:**	MP51_134 S: 12
Dilution Factor:	4	**Cal. Ver. Data Filename:**	MP51_134 S: 20
Concentration Units:	pg absolute		

This page is part of a total report that contains information necessary for accreditation compliance.
This test is not NELAP accredited. Sample results relate only to the sample tested.

LABELED COMPOUND	LAB FLAG [1]	SPIKE CONC.	CONC. FOUND	R(%) [2]	ION ABUND. RATIO	RRT
13C6-3-OH-Chrysene	D	50500	30600	60.6	1.96	1.403
13C6-1-OH-Benz[a]anthracene	D	50400	36200	71.9	2.24	1.371
d11-3-OH-Benzo[a]pyrene	X					

(1) Where applicable, custom lab flags have been used on this report; D = dilution data; X = result reported separately.
(2) R% = percent recovery.

These data are validated and reported as accurate and in accord with AXYS Analytical Services Ltd. ISO17025 compliant quality assurance processes.
Signed: _____Million Woudneh_____

For Axys Internal Use Only [XSL Template: Pest2.xsl; Created: 14-Aug-2015 13:51:22; Application: XMLTransformer-1.14.15;
Report Filename: Pest_PAH_HI_OHPAH_L23367-3_Form2_MP51_134S32_SJ1911952.html; Workgroup: WG51611; Design ID: 2302]

AXYS METHOD MLA-905 Rev 01

Form 1A

ANALYSIS REPORT

CLIENT SAMPLE NO.
202 Day 7/8
Sample Collection:
18-May-2015

AXYS ANALYTICAL SERVICES
2045 MILLS RD., SIDNEY, B.C., CANADA
V8L 5X2 TEL (250) 655-5800 FAX (250) 655-5811

Project No.	06262044.0000		
Contract No.:	4765	**Lab Sample I.D.:**	L23367-4 W
Matrix:	URINE	**Sample Size:**	4.00 mL (wet)
Sample Receipt Date:	29-May-2015	**Initial Calibration Date:**	26-Jun-2015
Extraction Date:	23-Jun-2015	**Instrument ID:**	HR GC/MS
Analysis Date:	27-Jun-2015 **Time:** 06:25:41	**GC Column ID:**	DB17-MS
Extract Volume (uL):	800	**Sample Data Filename:**	**MP51_119G S: 16**
Injection Volume (uL):	1.0	**Blank Data Filename:**	MP51_118B S: 12
Dilution Factor:	4	**Cal. Ver. Data Filename:**	MP51_119G S: 1

Concentration Units: pg/mL (wet weight basis)

This page is part of a total report that contains information necessary for accreditation compliance.
This test is not NELAP accredited. Sample results relate only to the sample tested.

COMPOUND	CAS NO.	LAB FLAG [1]	CONC. FOUND	REPORTING LIMIT (RL)[2]	ION ABUND. RATIO	RRT
3-OH-Chrysene	63019-39-6	X				
3-OH-Benzo[a]pyrene	13345-21-6	D	335000	1380 (S)	4.70	1.003
9-OH-Benzo[a]pyrene	17573-21-6	X				
3-OH-Benz[a]anthracene	4834-35-9	X				

(1) Where applicable, custom lab flags have been used on this report; D = dilution data; X = result reported separately.
(2) Reporting Limit (Code): S = sample detection limit; M = method detection limit; L = lowest calibration level equivalent; Q = contract defined limit.

These data are validated and reported as accurate and in accord with AXYS Analytical Services Ltd. ISO17025 compliant quality assurance processes.
Signed: _____Million Woudneh_____

For Axys Internal Use Only [XSL Template: Pest1A.xsl; Created: 14-Aug-2015 13:51:22; Application: XMLTransformer-1.14.15;
Report Filename: Pest_PAH_HI_OHPAH_L23367-4_Form1A_MP51_119GS16_SJ1903239.html; Workgroup: WG51611; Design ID: 2302]

AXYS METHOD MLA-905 Rev 01

Form 2

ANALYSIS REPORT

CLIENT SAMPLE NO.
202 Day 7/8
Sample Collection:
18-May-2015

AXYS ANALYTICAL SERVICES
2045 MILLS RD., SIDNEY, B.C., CANADA
V8L 5X2 TEL (250) 655-5800 FAX (250) 655-5811

Project No.	06262044.0000		
Contract No.:	4765	**Lab Sample I.D.:**	L23367-4 W
Matrix:	URINE	**Sample Size:**	4.00 mL (wet)
Sample Receipt Date:	29-May-2015	**Initial Calibration Date:**	26-Jun-2015
Extraction Date:	23-Jun-2015	**Instrument ID:**	HR GC/MS
Analysis Date:	27-Jun-2015 **Time:** 06:25:41	**GC Column ID:**	DB17-MS
Extract Volume (uL):	800	**Sample Data Filename:**	**MP51_119G S: 16**
Injection Volume (uL):	1.0	**Blank Data Filename:**	MP51_118B S: 12
Dilution Factor:	4	**Cal. Ver. Data Filename:**	MP51_119G S: 1
Concentration Units:	pg absolute		

This page is part of a total report that contains information necessary for accreditation compliance.
This test is not NELAP accredited. Sample results relate only to the sample tested.

LABELED COMPOUND	LAB FLAG [1]	SPIKE CONC.	CONC. FOUND	R(%) [2]	ION ABUND. RATIO	RRT
13C6-3-OH-Chrysene	X					
13C6-1-OH-Benz[a]anthracene	X					
d11-3-OH-Benzo[a]pyrene	D	49800	21600	43.3	5.68	1.626

(1) Where applicable, custom lab flags have been used on this report; D = dilution data; X = result reported separately.
(2) R% = percent recovery.

These data are validated and reported as accurate and in accord with AXYS Analytical Services Ltd. ISO17025 compliant quality assurance processes.
Signed: _____Million Woudneh_____

For Axys Internal Use Only [XSL Template: Pest2.xsl; Created: 14-Aug-2015 13:51:22; Application: XMLTransformer-1.14.15;
Report Filename: Pest_PAH_HI_OHPAH_L23367-4_Form2_MP51_119GS16_SJ1903239.html; Workgroup: WG51611; Design ID: 2302]

AXYS METHOD MLA-905 Rev 01

Form 1A

ANALYSIS REPORT

CLIENT SAMPLE NO.
202 Day 7/8
Sample Collection:
18-May-2015

AXYS ANALYTICAL SERVICES
2045 MILLS RD., SIDNEY, B.C., CANADA
V8L 5X2 TEL (250) 655-5800 FAX (250) 655-5811

Project No.	06262044.0000		
Contract No.:	4765	**Lab Sample I.D.:**	L23367-4 Wi2
Matrix:	URINE	**Sample Size:**	4.00 mL (wet)
Sample Receipt Date:	29-May-2015	**Initial Calibration Date:**	17-Jul-2015
Extraction Date:	23-Jun-2015	**Instrument ID:**	HR GC/MS
Analysis Date:	18-Jul-2015 **Time:** 07:20:06	**GC Column ID:**	DB17-MS
Extract Volume (uL):	800	**Sample Data Filename:**	**MP51_134 S: 31**
Injection Volume (uL):	2.0	**Blank Data Filename:**	MP51_134 S: 12
Dilution Factor:	4	**Cal. Ver. Data Filename:**	MP51_134 S: 20

Concentration Units: pg/mL (wet weight basis)

This page is part of a total report that contains information necessary for accreditation compliance.
This test is not NELAP accredited. Sample results relate only to the sample tested.

COMPOUND	CAS NO.	LAB FLAG [1]	CONC. FOUND	REPORTING LIMIT (RL)[2]	ION ABUND. RATIO	RRT
3-OH-Chrysene	63019-39-6	U D		1320 (S)		
3-OH-Benzo[a]pyrene	13345-21-6	E				
9-OH-Benzo[a]pyrene	17573-21-6	D	176000	297 (S)	6.00	1.152
3-OH-Benz[a]anthracene	4834-35-9	U D		1010 (S)		

(1) Where applicable, custom lab flags have been used on this report; U = not detected at RL; D = dilution data; E = exceeds calibrated linear range, see dilution data.
(2) Reporting Limit (Code): S = sample detection limit; M = method detection limit; L = lowest calibration level equivalent; Q = contract defined limit.

These data are validated and reported as accurate and in accord with AXYS Analytical Services Ltd. ISO17025 compliant quality assurance processes.
Signed: _____Million Woudneh_____

For Axys Internal Use Only [XSL Template: Pest1A.xsl; Created: 14-Aug-2015 13:51:22; Application: XMLTransformer-1.14.15;
Report Filename: Pest_PAH_HI_OHPAH_L23367-4_Form1A_MP51_134S31_SJ1911951.html; Workgroup: WG51611; Design ID: 2302]

AXYS METHOD MLA-905 Rev 01

Form 2

ANALYSIS REPORT

CLIENT SAMPLE NO.
202 Day 7/8
Sample Collection:
18-May-2015

AXYS ANALYTICAL SERVICES
2045 MILLS RD., SIDNEY, B.C., CANADA
V8L 5X2 TEL (250) 655-5800 FAX (250) 655-5811

Project No.	06262044.0000		
Contract No.:	4765	**Lab Sample I.D.:**	L23367-4 Wi2
Matrix:	URINE	**Sample Size:**	4.00 mL (wet)
Sample Receipt Date:	29-May-2015	**Initial Calibration Date:**	17-Jul-2015
Extraction Date:	23-Jun-2015	**Instrument ID:**	HR GC/MS
Analysis Date:	18-Jul-2015 **Time:** 07:20:06	**GC Column ID:**	DB17-MS
Extract Volume (uL):	800	**Sample Data Filename:**	**MP51_134 S: 31**
Injection Volume (uL):	2.0	**Blank Data Filename:**	MP51_134 S: 12
Dilution Factor:	4	**Cal. Ver. Data Filename:**	MP51_134 S: 20
Concentration Units:	pg absolute		

This page is part of a total report that contains information necessary for accreditation compliance.
This test is not NELAP accredited. Sample results relate only to the sample tested.

LABELED COMPOUND	LAB FLAG [1]	SPIKE CONC.	CONC. FOUND	R(%) [2]	ION ABUND. RATIO	RRT
13C6-3-OH-Chrysene	D	50500	35600	70.5	1.97	1.404
13C6-1-OH-Benz[a]anthracene	D	50400	41800	82.9	2.42	1.371
d11-3-OH-Benzo[a]pyrene	X					

(1) Where applicable, custom lab flags have been used on this report; D = dilution data; X = result reported separately.
(2) R% = percent recovery.

These data are validated and reported as accurate and in accord with AXYS Analytical Services Ltd. ISO17025 compliant quality assurance processes.
Signed: _____Million Woudneh_____

For Axys Internal Use Only [XSL Template: Pest2.xsl; Created: 14-Aug-2015 13:51:22; Application: XMLTransformer-1.14.15;
Report Filename: Pest_PAH_HI_OHPAH_L23367-4_Form2_MP51_134S31_SJ1911951.html; Workgroup: WG51611; Design ID: 2302]

AXYS METHOD MLA-905 Rev 01

Form 1A
ANALYSIS REPORT

CLIENT SAMPLE NO.
301 Day 7/8
Sample Collection:
18-May-2015

AXYS ANALYTICAL SERVICES
2045 MILLS RD., SIDNEY, B.C., CANADA
V8L 5X2 TEL (250) 655-5800 FAX (250) 655-5811

Project No.	06262044.0000		
Contract No.:	4765	**Lab Sample I.D.:**	L23367-5 i3
Matrix:	URINE	**Sample Size:**	4.00 mL (wet)
Sample Receipt Date:	29-May-2015	**Initial Calibration Date:**	17-Jul-2015
Extraction Date:	23-Jun-2015	**Instrument ID:**	HR GC/MS
Analysis Date:	18-Jul-2015 **Time:** 02:47:25	**GC Column ID:**	DB17-MS
Extract Volume (uL):	200	**Sample Data Filename:**	**MP51_134 S: 23**
Injection Volume (uL):	2.0	**Blank Data Filename:**	MP51_134 S: 12
Dilution Factor:	N/A	**Cal. Ver. Data Filename:**	MP51_134 S: 20

Concentration Units: pg/mL (wet weight basis)

This page is part of a total report that contains information necessary for accreditation compliance.
This test is not NELAP accredited. Sample results relate only to the sample tested.

COMPOUND	CAS NO.	LAB FLAG [1]	CONC. FOUND	REPORTING LIMIT (RL)[2]	ION ABUND. RATIO	RRT
3-OH-Chrysene	63019-39-6	U		1550 (S)		
3-OH-Benzo[a]pyrene	13345-21-6		1620	64.7 (S)	5.92	1.004
9-OH-Benzo[a]pyrene	17573-21-6		973	46.2 (S)	4.61	1.152
3-OH-Benz[a]anthracene	4834-35-9	U		1140 (S)		

(1) Where applicable, custom lab flags have been used on this report; U = not detected at RL.
(2) Reporting Limit (Code): S = sample detection limit; M = method detection limit; L = lowest calibration level equivalent; Q = contract defined limit.

These data are validated and reported as accurate and in accord with AXYS Analytical Services Ltd. ISO17025 compliant quality assurance processes.
Signed: _____Million Woudneh_____

For Axys Internal Use Only [XSL Template: Pest1A.xsl; Created: 14-Aug-2015 13:51:22; Application: XMLTransformer-1.14.15;
Report Filename: Pest_PAH_HI_OHPAH_L23367-5_Form1A_MP51_134S23_SJ1911943.html; Workgroup: WG51611; Design ID: 2302]

AXYS METHOD MLA-905 Rev 01

Form 2

ANALYSIS REPORT

CLIENT SAMPLE NO.
301 Day 7/8
Sample Collection:
18-May-2015

AXYS ANALYTICAL SERVICES
2045 MILLS RD., SIDNEY, B.C., CANADA
V8L 5X2 TEL (250) 655-5800 FAX (250) 655-5811

Project No.	06262044.0000		
Contract No.:	4765	**Lab Sample I.D.:**	L23367-5 i3
Matrix:	URINE	**Sample Size:**	4.00 mL (wet)
Sample Receipt Date:	29-May-2015	**Initial Calibration Date:**	17-Jul-2015
Extraction Date:	23-Jun-2015	**Instrument ID:**	HR GC/MS
Analysis Date:	18-Jul-2015 **Time:** 02:47:25	**GC Column ID:**	DB17-MS
Extract Volume (uL):	200	**Sample Data Filename:**	**MP51_134 S: 23**
Injection Volume (uL):	2.0	**Blank Data Filename:**	MP51_134 S: 12
Dilution Factor:	N/A	**Cal. Ver. Data Filename:**	MP51_134 S: 20
Concentration Units:	pg absolute		

This page is part of a total report that contains information necessary for accreditation compliance.
This test is not NELAP accredited. Sample results relate only to the sample tested.

LABELED COMPOUND	LAB FLAG [1]	SPIKE CONC.	CONC. FOUND	R(%) [2]	ION ABUND. RATIO	RRT
13C6-3-OH-Chrysene		50500	27100	53.6	2.03	1.403
13C6-1-OH-Benz[a]anthracene		50400	33400	66.2	2.40	1.371
d11-3-OH-Benzo[a]pyrene		49800	32500	65.4	6.55	1.623

(1) Where applicable, custom lab flags have been used on this report.
(2) R% = percent recovery.

These data are validated and reported as accurate and in accord with AXYS Analytical Services Ltd. ISO17025 compliant quality assurance processes.
Signed: _____Million Woudneh_____

For Axys Internal Use Only [XSL Template: Pest2.xsl; Created: 14-Aug-2015 13:51:22; Application: XMLTransformer-1.14.15;
Report Filename: Pest_PAH_HI_OHPAH_L23367-5_Form2_MP51_134S23_SJ1911943.html; Workgroup: WG51611; Design ID: 2302]

AXYS METHOD MLA-905 Rev 01

Form 1A
ANALYSIS REPORT

CLIENT SAMPLE NO.
302 Day 7/8
Sample Collection:
18-May-2015

AXYS ANALYTICAL SERVICES
2045 MILLS RD., SIDNEY, B.C., CANADA
V8L 5X2 TEL (250) 655-5800 FAX (250) 655-5811

Project No.	06262044.0000		
Contract No.:	4765	**Lab Sample I.D.:**	L23367-6 i3
Matrix:	URINE	**Sample Size:**	4.00 mL (wet)
Sample Receipt Date:	29-May-2015	**Initial Calibration Date:**	17-Jul-2015
Extraction Date:	23-Jun-2015	**Instrument ID:**	HR GC/MS
Analysis Date:	18-Jul-2015 **Time:** 03:55:32	**GC Column ID:**	DB17-MS
Extract Volume (uL):	200	**Sample Data Filename:**	**MP51_134 S: 25**
Injection Volume (uL):	2.0	**Blank Data Filename:**	MP51_134 S: 12
Dilution Factor:	N/A	**Cal. Ver. Data Filename:**	MP51_134 S: 20

Concentration Units: pg/mL (wet weight basis)

This page is part of a total report that contains information necessary for accreditation compliance.
This test is not NELAP accredited. Sample results relate only to the sample tested.

COMPOUND	CAS NO.	LAB FLAG [1]	CONC. FOUND	REPORTING LIMIT (RL)[2]	ION ABUND. RATIO	RRT
3-OH-Chrysene	63019-39-6	U		2070 (S)		
3-OH-Benzo[a]pyrene	13345-21-6		1610	96.7 (S)	5.35	1.003
9-OH-Benzo[a]pyrene	17573-21-6	K	953	72.3 (S)	4.18	1.151
3-OH-Benz[a]anthracene	4834-35-9	U		1580 (S)		

(1) Where applicable, custom lab flags have been used on this report; U = not detected at RL; K = peak detected but did not meet quantification criteria, result reported represents the estimated maximum possible concentration.
(2) Reporting Limit (Code): S = sample detection limit; M = method detection limit; L = lowest calibration level equivalent; Q = contract defined limit.

These data are validated and reported as accurate and in accord with AXYS Analytical Services Ltd. ISO17025 compliant quality assurance processes.
Signed: _____Million Woudneh_____

For Axys Internal Use Only [XSL Template: Pest1A.xsl; Created: 14-Aug-2015 13:51:22; Application: XMLTransformer-1.14.15;
Report Filename: Pest_PAH_HI_OHPAH_L23367-6_Form1A_MP51_134S25_SJ1911945.html; Workgroup: WG51611; Design ID: 2302]

AXYS METHOD MLA-905 Rev 01

Form 2

ANALYSIS REPORT

CLIENT SAMPLE NO.
302 Day 7/8
Sample Collection:
18-May-2015

AXYS ANALYTICAL SERVICES
2045 MILLS RD., SIDNEY, B.C., CANADA
V8L 5X2 TEL (250) 655-5800 FAX (250) 655-5811

Project No.	06262044.0000		
Contract No.:	4765	**Lab Sample I.D.:**	L23367-6 i3
Matrix:	URINE	**Sample Size:**	4.00 mL (wet)
Sample Receipt Date:	29-May-2015	**Initial Calibration Date:**	17-Jul-2015
Extraction Date:	23-Jun-2015	**Instrument ID:**	HR GC/MS
Analysis Date:	18-Jul-2015 **Time:** 03:55:32	**GC Column ID:**	DB17-MS
Extract Volume (uL):	200	**Sample Data Filename:**	**MP51_134 S: 25**
Injection Volume (uL):	2.0	**Blank Data Filename:**	MP51_134 S: 12
Dilution Factor:	N/A	**Cal. Ver. Data Filename:**	MP51_134 S: 20
Concentration Units:	pg absolute		

This page is part of a total report that contains information necessary for accreditation compliance.
This test is not NELAP accredited. Sample results relate only to the sample tested.

LABELED COMPOUND	LAB FLAG [1]	SPIKE CONC.	CONC. FOUND	R(%) [2]	ION ABUND. RATIO	RRT
13C6-3-OH-Chrysene		50500	32700	64.7	1.95	1.405
13C6-1-OH-Benz[a]anthracene		50400	38900	77.3	2.31	1.372
d11-3-OH-Benzo[a]pyrene		49800	40700	81.8	6.46	1.625

(1) Where applicable, custom lab flags have been used on this report.
(2) R% = percent recovery.

These data are validated and reported as accurate and in accord with AXYS Analytical Services Ltd. ISO17025 compliant quality assurance processes.
Signed: _____Million Woudneh_____

For Axys Internal Use Only [XSL Template: Pest2.xsl; Created: 14-Aug-2015 13:51:22; Application: XMLTransformer-1.14.15;
Report Filename: Pest_PAH_HI_OHPAH_L23367-6_Form2_MP51_134S25_SJ1911945.html; Workgroup: WG51611; Design ID: 2302]

AXYS METHOD MLA-905 Rev 01

Form 1A
ANALYSIS REPORT

CLIENT SAMPLE NO.
401 Day 7/8
Sample Collection:
18-May-2015

AXYS ANALYTICAL SERVICES
2045 MILLS RD., SIDNEY, B.C., CANADA
V8L 5X2 TEL (250) 655-5800 FAX (250) 655-5811

Project No.	06262044.0000		
Contract No.:	4765	**Lab Sample I.D.:**	L23367-7 W
Matrix:	URINE	**Sample Size:**	4.00 mL (wet)
Sample Receipt Date:	29-May-2015	**Initial Calibration Date:**	26-Jun-2015
Extraction Date:	23-Jun-2015	**Instrument ID:**	HR GC/MS
Analysis Date:	27-Jun-2015 **Time:** 03:37:06	**GC Column ID:**	DB17-MS
Extract Volume (uL):	800	**Sample Data Filename:**	**MP51_119G S: 11**
Injection Volume (uL):	1.0	**Blank Data Filename:**	MP51_118B S: 12
Dilution Factor:	4	**Cal. Ver. Data Filename:**	MP51_119G S: 1

Concentration Units: pg/mL (wet weight basis)

This page is part of a total report that contains information necessary for accreditation compliance.
This test is not NELAP accredited. Sample results relate only to the sample tested.

COMPOUND	CAS NO.	LAB FLAG [1]	CONC. FOUND	REPORTING LIMIT (RL)[2]	ION ABUND. RATIO	RRT
3-OH-Chrysene	63019-39-6	X				
3-OH-Benzo[a]pyrene	13345-21-6	D	53500	470 (S)	4.95	1.002
9-OH-Benzo[a]pyrene	17573-21-6	X				
3-OH-Benz[a]anthracene	4834-35-9	X				

(1) Where applicable, custom lab flags have been used on this report; D = dilution data; X = result reported separately.
(2) Reporting Limit (Code): S = sample detection limit; M = method detection limit; L = lowest calibration level equivalent; Q = contract defined limit.

These data are validated and reported as accurate and in accord with AXYS Analytical Services Ltd. ISO17025 compliant quality assurance processes.
Signed: _____Million Woudneh_____

For Axys Internal Use Only [XSL Template: Pest1A.xsl; Created: 14-Aug-2015 13:51:22; Application: XMLTransformer-1.14.15;
Report Filename: Pest_PAH_HI_OHPAH_L23367-7_Form1A_MP51_119GS11_SJ1903234.html; Workgroup: WG51611; Design ID: 2302]

AXYS METHOD MLA-905 Rev 01

Form 2

ANALYSIS REPORT

CLIENT SAMPLE NO.
401 Day 7/8
Sample Collection:
18-May-2015

AXYS ANALYTICAL SERVICES
2045 MILLS RD., SIDNEY, B.C., CANADA
V8L 5X2 TEL (250) 655-5800 FAX (250) 655-5811

Project No.	06262044.0000		
Contract No.:	4765	**Lab Sample I.D.:**	L23367-7 W
Matrix:	URINE	**Sample Size:**	4.00 mL (wet)
Sample Receipt Date:	29-May-2015	**Initial Calibration Date:**	26-Jun-2015
Extraction Date:	23-Jun-2015	**Instrument ID:**	HR GC/MS
Analysis Date:	27-Jun-2015 **Time:** 03:37:06	**GC Column ID:**	DB17-MS
Extract Volume (uL):	800	**Sample Data Filename:**	**MP51_119G S: 11**
Injection Volume (uL):	1.0	**Blank Data Filename:**	MP51_118B S: 12
Dilution Factor:	4	**Cal. Ver. Data Filename:**	MP51_119G S: 1
Concentration Units:	pg absolute		

This page is part of a total report that contains information necessary for accreditation compliance.
This test is not NELAP accredited. Sample results relate only to the sample tested.

LABELED COMPOUND	LAB FLAG [1]	SPIKE CONC.	CONC. FOUND	R(%) [2]	ION ABUND. RATIO	RRT
13C6-3-OH-Chrysene	X					
13C6-1-OH-Benz[a]anthracene	X					
d11-3-OH-Benzo[a]pyrene	D	49800	26700	53.6	6.02	1.626

(1) Where applicable, custom lab flags have been used on this report; D = dilution data; X = result reported separately.
(2) R% = percent recovery.

These data are validated and reported as accurate and in accord with AXYS Analytical Services Ltd. ISO17025 compliant quality assurance processes.
Signed: _____Million Woudneh_____

For Axys Internal Use Only [XSL Template: Pest2.xsl; Created: 14-Aug-2015 13:51:22; Application: XMLTransformer-1.14.15;
Report Filename: Pest_PAH_HI_OHPAH_L23367-7_Form2_MP51_119GS11_SJ1903234.html; Workgroup: WG51611; Design ID: 2302]

AXYS METHOD MLA-905 Rev 01

Form 1A
ANALYSIS REPORT

CLIENT SAMPLE NO.
401 Day 7/8
Sample Collection:
18-May-2015

AXYS ANALYTICAL SERVICES
2045 MILLS RD., SIDNEY, B.C., CANADA
V8L 5X2 TEL (250) 655-5800 FAX (250) 655-5811

Project No.	06262044.0000		
Contract No.:	4765	**Lab Sample I.D.:**	L23367-7 Wi2
Matrix:	URINE	**Sample Size:**	4.00 mL (wet)
Sample Receipt Date:	29-May-2015	**Initial Calibration Date:**	17-Jul-2015
Extraction Date:	23-Jun-2015	**Instrument ID:**	HR GC/MS
Analysis Date:	18-Jul-2015 **Time:** 06:11:55	**GC Column ID:**	DB17-MS
Extract Volume (uL):	800	**Sample Data Filename:**	**MP51_134 S: 29**
Injection Volume (uL):	2.0	**Blank Data Filename:**	MP51_134 S: 12
Dilution Factor:	4	**Cal. Ver. Data Filename:**	MP51_134 S: 20

Concentration Units: pg/mL (wet weight basis)

This page is part of a total report that contains information necessary for accreditation compliance.
This test is not NELAP accredited. Sample results relate only to the sample tested.

COMPOUND	CAS NO.	LAB FLAG [1]	CONC. FOUND	REPORTING LIMIT (RL)[2]	ION ABUND. RATIO	RRT
3-OH-Chrysene	63019-39-6	D	42500	1930 (S)	1.82	0.999
3-OH-Benzo[a]pyrene	13345-21-6	E				
9-OH-Benzo[a]pyrene	17573-21-6	D	32000	226 (S)	5.64	1.152
3-OH-Benz[a]anthracene	4834-35-9	D	2180	1580 (S)	2.66	1.032

(1) Where applicable, custom lab flags have been used on this report; D = dilution data; E = exceeds calibrated linear range, see dilution data.
(2) Reporting Limit (Code): S = sample detection limit; M = method detection limit; L = lowest calibration level equivalent; Q = contract defined limit.

These data are validated and reported as accurate and in accord with AXYS Analytical Services Ltd. ISO17025 compliant quality assurance processes.
Signed: _____Million Woudneh_____

For Axys Internal Use Only [XSL Template: Pest1A.xsl; Created: 14-Aug-2015 13:51:22; Application: XMLTransformer-1.14.15;
Report Filename: Pest_PAH_HI_OHPAH_L23367-7_Form1A_MP51_134S29_SJ1911949.html; Workgroup: WG51611; Design ID: 2302]

AXYS METHOD MLA-905 Rev 01

Form 2

ANALYSIS REPORT

CLIENT SAMPLE NO.
401 Day 7/8
Sample Collection:
18-May-2015

AXYS ANALYTICAL SERVICES
2045 MILLS RD., SIDNEY, B.C., CANADA
V8L 5X2 TEL (250) 655-5800 FAX (250) 655-5811

Project No.	06262044.0000		
Contract No.:	4765	**Lab Sample I.D.:**	L23367-7 Wi2
Matrix:	URINE	**Sample Size:**	4.00 mL (wet)
Sample Receipt Date:	29-May-2015	**Initial Calibration Date:**	17-Jul-2015
Extraction Date:	23-Jun-2015	**Instrument ID:**	HR GC/MS
Analysis Date:	18-Jul-2015 **Time:** 06:11:55	**GC Column ID:**	DB17-MS
Extract Volume (uL):	800	**Sample Data Filename:**	**MP51_134 S: 29**
Injection Volume (uL):	2.0	**Blank Data Filename:**	MP51_134 S: 12
Dilution Factor:	4	**Cal. Ver. Data Filename:**	MP51_134 S: 20
Concentration Units:	pg absolute		

This page is part of a total report that contains information necessary for accreditation compliance.
This test is not NELAP accredited. Sample results relate only to the sample tested.

LABELED COMPOUND	LAB FLAG [1]	SPIKE CONC.	CONC. FOUND	R(%) [2]	ION ABUND. RATIO	RRT
13C6-3-OH-Chrysene	D	50500	35800	70.9	2.00	1.404
13C6-1-OH-Benz[a]anthracene	D	50400	40000	79.4	2.21	1.371
d11-3-OH-Benzo[a]pyrene	X					

(1) Where applicable, custom lab flags have been used on this report; D = dilution data; X = result reported separately.
(2) R% = percent recovery.

These data are validated and reported as accurate and in accord with AXYS Analytical Services Ltd. ISO17025 compliant quality assurance processes.
Signed: _____Million Woudneh_____

For Axys Internal Use Only [XSL Template: Pest2.xsl; Created: 14-Aug-2015 13:51:22; Application: XMLTransformer-1.14.15;
Report Filename: Pest_PAH_HI_OHPAH_L23367-7_Form2_MP51_134S29_SJ1911949.html; Workgroup: WG51611; Design ID: 2302]

AXYS METHOD MLA-905 Rev 01

Form 1A
ANALYSIS REPORT

CLIENT SAMPLE NO.
402 Day 7/8
Sample Collection:
18-May-2015

AXYS ANALYTICAL SERVICES
2045 MILLS RD., SIDNEY, B.C., CANADA
V8L 5X2 TEL (250) 655-5800 FAX (250) 655-5811

Project No.	06262044.0000		
Contract No.:	4765	**Lab Sample I.D.:**	L23367-8 W
Matrix:	URINE	**Sample Size:**	4.00 mL (wet)
Sample Receipt Date:	29-May-2015	**Initial Calibration Date:**	26-Jun-2015
Extraction Date:	23-Jun-2015	**Instrument ID:**	HR GC/MS
Analysis Date:	27-Jun-2015 **Time:** 04:10:51	**GC Column ID:**	DB17-MS
Extract Volume (uL):	800	**Sample Data Filename:**	**MP51_119G S: 12**
Injection Volume (uL):	1.0	**Blank Data Filename:**	MP51_118B S: 12
Dilution Factor:	4	**Cal. Ver. Data Filename:**	MP51_119G S: 1

Concentration Units: pg/mL (wet weight basis)

This page is part of a total report that contains information necessary for accreditation compliance.
This test is not NELAP accredited. Sample results relate only to the sample tested.

COMPOUND	CAS NO.	LAB FLAG [1]	CONC. FOUND	REPORTING LIMIT (RL)[2]	ION ABUND. RATIO	RRT
3-OH-Chrysene	63019-39-6	X				
3-OH-Benzo[a]pyrene	13345-21-6	D	47500	304 (S)	4.94	1.003
9-OH-Benzo[a]pyrene	17573-21-6	X				
3-OH-Benz[a]anthracene	4834-35-9	X				

(1) Where applicable, custom lab flags have been used on this report; D = dilution data; X = result reported separately.
(2) Reporting Limit (Code): S = sample detection limit; M = method detection limit; L = lowest calibration level equivalent; Q = contract defined limit.

These data are validated and reported as accurate and in accord with AXYS Analytical Services Ltd. ISO17025 compliant quality assurance processes.
Signed: _____Million Woudneh_____

For Axys Internal Use Only [XSL Template: Pest1A.xsl; Created: 14-Aug-2015 13:51:22; Application: XMLTransformer-1.14.15;
Report Filename: Pest_PAH_HI_OHPAH_L23367-8_Form1A_MP51_119GS12_SJ1903235.html; Workgroup: WG51611; Design ID: 2302]

AXYS METHOD MLA-905 Rev 01

Form 2

ANALYSIS REPORT

CLIENT SAMPLE NO.
402 Day 7/8
Sample Collection:
18-May-2015

AXYS ANALYTICAL SERVICES
2045 MILLS RD., SIDNEY, B.C., CANADA
V8L 5X2 TEL (250) 655-5800 FAX (250) 655-5811

Project No.	06262044.0000		
Contract No.:	4765	**Lab Sample I.D.:**	L23367-8 W
Matrix:	URINE	**Sample Size:**	4.00 mL (wet)
Sample Receipt Date:	29-May-2015	**Initial Calibration Date:**	26-Jun-2015
Extraction Date:	23-Jun-2015	**Instrument ID:**	HR GC/MS
Analysis Date:	27-Jun-2015 **Time:** 04:10:51	**GC Column ID:**	DB17-MS
Extract Volume (uL):	800	**Sample Data Filename:**	**MP51_119G S: 12**
Injection Volume (uL):	1.0	**Blank Data Filename:**	MP51_118B S: 12
Dilution Factor:	4	**Cal. Ver. Data Filename:**	MP51_119G S: 1
Concentration Units:	pg absolute		

This page is part of a total report that contains information necessary for accreditation compliance.
This test is not NELAP accredited. Sample results relate only to the sample tested.

LABELED COMPOUND	LAB FLAG [1]	SPIKE CONC.	CONC. FOUND	R(%) [2]	ION ABUND. RATIO	RRT
13C6-3-OH-Chrysene	X					
13C6-1-OH-Benz[a]anthracene	X					
d11-3-OH-Benzo[a]pyrene	D	49800	27200	54.6	5.90	1.626

(1) Where applicable, custom lab flags have been used on this report; D = dilution data; X = result reported separately.
(2) R% = percent recovery.

These data are validated and reported as accurate and in accord with AXYS Analytical Services Ltd. ISO17025 compliant quality assurance processes.
Signed: _____Million Woudneh_____

For Axys Internal Use Only [XSL Template: Pest2.xsl; Created: 14-Aug-2015 13:51:22; Application: XMLTransformer-1.14.15;
Report Filename: Pest_PAH_HI_OHPAH_L23367-8_Form2_MP51_119GS12_SJ1903235.html; Workgroup: WG51611; Design ID: 2302]

AXYS METHOD MLA-905 Rev 01

Form 1A
ANALYSIS REPORT

CLIENT SAMPLE NO.
402 Day 7/8
Sample Collection:
18-May-2015

AXYS ANALYTICAL SERVICES
2045 MILLS RD., SIDNEY, B.C., CANADA
V8L 5X2 TEL (250) 655-5800 FAX (250) 655-5811

Contract No.:	4765	**Project No.**	06262044.0000
Matrix:	URINE	**Lab Sample I.D.:**	L23367-8 Wi2
Sample Receipt Date:	29-May-2015	**Sample Size:**	4.00 mL (wet)
Extraction Date:	23-Jun-2015	**Initial Calibration Date:**	17-Jul-2015
Analysis Date:	18-Jul-2015 **Time:** 06:46:00	**Instrument ID:**	HR GC/MS
Extract Volume (uL):	800	**GC Column ID:**	DB17-MS
Injection Volume (uL):	2.0	**Sample Data Filename:**	**MP51_134 S: 30**
Dilution Factor:	4	**Blank Data Filename:**	MP51_134 S: 12
		Cal. Ver. Data Filename:	MP51_134 S: 20

Concentration Units: pg/mL (wet weight basis)

This page is part of a total report that contains information necessary for accreditation compliance.
This test is not NELAP accredited. Sample results relate only to the sample tested.

COMPOUND	CAS NO.	LAB FLAG [1]	CONC. FOUND	REPORTING LIMIT (RL)[2]	ION ABUND. RATIO	RRT
3-OH-Chrysene	63019-39-6	D	42400	1380 (S)	2.22	1.001
3-OH-Benzo[a]pyrene	13345-21-6	E				
9-OH-Benzo[a]pyrene	17573-21-6	D	26700	242 (S)	5.94	1.152
3-OH-Benz[a]anthracene	4834-35-9	K D	2790	1170 (S)	4.08	1.033

(1) Where applicable, custom lab flags have been used on this report; K = peak detected but did not meet quantification criteria, result reported represents the estimated maximum possible concentration; D = dilution data; E = exceeds calibrated linear range, see dilution data.
(2) Reporting Limit (Code): S = sample detection limit; M = method detection limit; L = lowest calibration level equivalent; Q = contract defined limit.

These data are validated and reported as accurate and in accord with AXYS Analytical Services Ltd. ISO17025 compliant quality assurance processes.
Signed: _____Million Woudneh_____

For Axys Internal Use Only [XSL Template: Pest1A.xsl; Created: 14-Aug-2015 13:51:22; Application: XMLTransformer-1.14.15;
Report Filename: Pest_PAH_HI_OHPAH_L23367-8_Form1A_MP51_134S30_SJ1911950.html; Workgroup: WG51611; Design ID: 2302]

AXYS METHOD MLA-905 Rev 01

Form 2

ANALYSIS REPORT

CLIENT SAMPLE NO.
402 Day 7/8
Sample Collection:
18-May-2015

AXYS ANALYTICAL SERVICES
2045 MILLS RD., SIDNEY, B.C., CANADA
V8L 5X2 TEL (250) 655-5800 FAX (250) 655-5811

Project No.	06262044.0000		
Contract No.:	4765	**Lab Sample I.D.:**	L23367-8 Wi2
Matrix:	URINE	**Sample Size:**	4.00 mL (wet)
Sample Receipt Date:	29-May-2015	**Initial Calibration Date:**	17-Jul-2015
Extraction Date:	23-Jun-2015	**Instrument ID:**	HR GC/MS
Analysis Date:	18-Jul-2015 **Time:** 06:46:00	**GC Column ID:**	DB17-MS
Extract Volume (uL):	800	**Sample Data Filename:**	**MP51_134 S: 30**
Injection Volume (uL):	2.0	**Blank Data Filename:**	MP51_134 S: 12
Dilution Factor:	4	**Cal. Ver. Data Filename:**	MP51_134 S: 20
Concentration Units:	pg absolute		

This page is part of a total report that contains information necessary for accreditation compliance.
This test is not NELAP accredited. Sample results relate only to the sample tested.

LABELED COMPOUND	LAB FLAG [1]	SPIKE CONC.	CONC. FOUND	R(%) [2]	ION ABUND. RATIO	RRT
13C6-3-OH-Chrysene	D	50500	49900	98.8	2.01	1.404
13C6-1-OH-Benz[a]anthracene	D	50400	54300	108	2.38	1.372
d11-3-OH-Benzo[a]pyrene	X					

(1) Where applicable, custom lab flags have been used on this report; D = dilution data; X = result reported separately.
(2) R% = percent recovery.

These data are validated and reported as accurate and in accord with AXYS Analytical Services Ltd. ISO17025 compliant quality assurance processes.
Signed: _____Million Woudneh_____

For Axys Internal Use Only [XSL Template: Pest2.xsl; Created: 14-Aug-2015 13:51:22; Application: XMLTransformer-1.14.15;
Report Filename: Pest_PAH_HI_OHPAH_L23367-8_Form2_MP51_134S30_SJ1911950.html; Workgroup: WG51611; Design ID: 2302]

AXYS METHOD MLA-905 Rev 01

Form 1A
ANALYSIS REPORT

CLIENT SAMPLE NO.
501 Day 7/8
Sample Collection:
18-May-2015

AXYS ANALYTICAL SERVICES
2045 MILLS RD., SIDNEY, B.C., CANADA
V8L 5X2 TEL (250) 655-5800 FAX (250) 655-5811

Project No.	06262044.0000		
Contract No.:	4765	**Lab Sample I.D.:**	L23367-9 Wi2
Matrix:	URINE	**Sample Size:**	4.00 mL (wet)
Sample Receipt Date:	29-May-2015	**Initial Calibration Date:**	17-Jul-2015
Extraction Date:	23-Jun-2015	**Instrument ID:**	HR GC/MS
Analysis Date:	18-Jul-2015 **Time:** 05:37:48	**GC Column ID:**	DB17-MS
Extract Volume (uL):	800	**Sample Data Filename:**	**MP51_134 S: 28**
Injection Volume (uL):	2.0	**Blank Data Filename:**	MP51_134 S: 12
Dilution Factor:	4	**Cal. Ver. Data Filename:**	MP51_134 S: 20

Concentration Units: pg/mL (wet weight basis)

This page is part of a total report that contains information necessary for accreditation compliance.
This test is not NELAP accredited. Sample results relate only to the sample tested.

COMPOUND	CAS NO.	LAB FLAG [1]	CONC. FOUND	REPORTING LIMIT (RL)[2]	ION ABUND. RATIO	RRT
3-OH-Chrysene	63019-39-6	D	8130	1350 (S)	2.02	1.000
3-OH-Benzo[a]pyrene	13345-21-6	D	8690	139 (S)	5.53	1.003
9-OH-Benzo[a]pyrene	17573-21-6	D	4240	101 (S)	5.12	1.151
3-OH-Benz[a]anthracene	4834-35-9	U D		1080 (S)		

(1) Where applicable, custom lab flags have been used on this report; U = not detected at RL; D = dilution data.
(2) Reporting Limit (Code): S = sample detection limit; M = method detection limit; L = lowest calibration level equivalent; Q = contract defined limit.

These data are validated and reported as accurate and in accord with AXYS Analytical Services Ltd. ISO17025 compliant quality assurance processes.
Signed: _____Million Woudneh_____

For Axys Internal Use Only [XSL Template: Pest1A.xsl; Created: 14-Aug-2015 13:51:22; Application: XMLTransformer-1.14.15;
Report Filename: Pest_PAH_HI_OHPAH_L23367-9_Form1A_MP51_134S28_SJ1911948.html; Workgroup: WG51611; Design ID: 2302]

AXYS METHOD MLA-905 Rev 01

Form 2

ANALYSIS REPORT

CLIENT SAMPLE NO.
501 Day 7/8
Sample Collection:
18-May-2015

AXYS ANALYTICAL SERVICES
2045 MILLS RD., SIDNEY, B.C., CANADA
V8L 5X2 TEL (250) 655-5800 FAX (250) 655-5811

Project No.	06262044.0000		
Contract No.:	4765	**Lab Sample I.D.:**	L23367-9 Wi2
Matrix:	URINE	**Sample Size:**	4.00 mL (wet)
Sample Receipt Date:	29-May-2015	**Initial Calibration Date:**	17-Jul-2015
Extraction Date:	23-Jun-2015	**Instrument ID:**	HR GC/MS
Analysis Date:	18-Jul-2015 **Time:** 05:37:48	**GC Column ID:**	DB17-MS
Extract Volume (uL):	800	**Sample Data Filename:**	**MP51_134 S: 28**
Injection Volume (uL):	2.0	**Blank Data Filename:**	MP51_134 S: 12
Dilution Factor:	4	**Cal. Ver. Data Filename:**	MP51_134 S: 20
Concentration Units:	pg absolute		

This page is part of a total report that contains information necessary for accreditation compliance.
This test is not NELAP accredited. Sample results relate only to the sample tested.

LABELED COMPOUND	LAB FLAG [1]	SPIKE CONC.	CONC. FOUND	R(%) [2]	ION ABUND. RATIO	RRT
13C6-3-OH-Chrysene	D	50500	43800	86.8	2.01	1.405
13C6-1-OH-Benz[a]anthracene	D	50400	50000	99.2	2.33	1.372
d11-3-OH-Benzo[a]pyrene	D	49800	55700	112	6.62	1.625

(1) Where applicable, custom lab flags have been used on this report; D = dilution data.
(2) R% = percent recovery.

These data are validated and reported as accurate and in accord with AXYS Analytical Services Ltd. ISO17025 compliant quality assurance processes.
Signed: _____Million Woudneh_____

For Axys Internal Use Only [XSL Template: Pest2.xsl; Created: 14-Aug-2015 13:51:22; Application: XMLTransformer-1.14.15;
Report Filename: Pest_PAH_HI_OHPAH_L23367-9_Form2_MP51_134S28_SJ1911948.html; Workgroup: WG51611; Design ID: 2302]

AXYS METHOD MLA-905 Rev 01

Form 1A

ANALYSIS REPORT

CLIENT SAMPLE NO.
502 Day 7/8
Sample Collection:
18-May-2015

AXYS ANALYTICAL SERVICES
2045 MILLS RD., SIDNEY, B.C., CANADA
V8L 5X2 TEL (250) 655-5800 FAX (250) 655-5811

Project No.	06262044.0000		
Contract No.:	4765	**Lab Sample I.D.:**	L23367-10 Wi2
Matrix:	URINE	**Sample Size:**	4.00 mL (wet)
Sample Receipt Date:	29-May-2015	**Initial Calibration Date:**	17-Jul-2015
Extraction Date:	23-Jun-2015	**Instrument ID:**	HR GC/MS
Analysis Date:	18-Jul-2015 **Time:** 04:29:37	**GC Column ID:**	DB17-MS
Extract Volume (uL):	800	**Sample Data Filename:**	**MP51_134 S: 26**
Injection Volume (uL):	2.0	**Blank Data Filename:**	MP51_134 S: 12
Dilution Factor:	4	**Cal. Ver. Data Filename:**	MP51_134 S: 20

Concentration Units: pg/mL (wet weight basis)

This page is part of a total report that contains information necessary for accreditation compliance.
This test is not NELAP accredited. Sample results relate only to the sample tested.

COMPOUND	CAS NO.	LAB FLAG [1]	CONC. FOUND	REPORTING LIMIT (RL)[2]	ION ABUND. RATIO	RRT
3-OH-Chrysene	63019-39-6	D	5420	1140 (S)	1.84	0.999
3-OH-Benzo[a]pyrene	13345-21-6	D	6140	73.4 (S)	5.66	1.003
9-OH-Benzo[a]pyrene	17573-21-6	D	2630	51.6 (S)	6.09	1.152
3-OH-Benz[a]anthracene	4834-35-9	U D		883 (S)		

(1) Where applicable, custom lab flags have been used on this report; U = not detected at RL; D = dilution data.
(2) Reporting Limit (Code): S = sample detection limit; M = method detection limit; L = lowest calibration level equivalent; Q = contract defined limit.

These data are validated and reported as accurate and in accord with AXYS Analytical Services Ltd. ISO17025 compliant quality assurance processes.
Signed: _____Million Woudneh_____

For Axys Internal Use Only [XSL Template: Pest1A.xsl; Created: 14-Aug-2015 13:51:22; Application: XMLTransformer-1.14.15;
Report Filename: Pest_PAH_HI_OHPAH_L23367-10_Form1A_MP51_134S26_SJ1911946.html; Workgroup: WG51611; Design ID: 2302]

AXYS METHOD MLA-905 Rev 01

Form 2

ANALYSIS REPORT

CLIENT SAMPLE NO.
502 Day 7/8
Sample Collection:
18-May-2015

AXYS ANALYTICAL SERVICES
2045 MILLS RD., SIDNEY, B.C., CANADA
V8L 5X2 TEL (250) 655-5800 FAX (250) 655-5811

Project No.	06262044.0000		
Contract No.:	4765	**Lab Sample I.D.:**	L23367-10 Wi2
Matrix:	URINE	**Sample Size:**	4.00 mL (wet)
Sample Receipt Date:	29-May-2015	**Initial Calibration Date:**	17-Jul-2015
Extraction Date:	23-Jun-2015	**Instrument ID:**	HR GC/MS
Analysis Date:	18-Jul-2015 **Time:** 04:29:37	**GC Column ID:**	DB17-MS
Extract Volume (uL):	800	**Sample Data Filename:**	**MP51_134 S: 26**
Injection Volume (uL):	2.0	**Blank Data Filename:**	MP51_134 S: 12
Dilution Factor:	4	**Cal. Ver. Data Filename:**	MP51_134 S: 20
Concentration Units:	pg absolute		

This page is part of a total report that contains information necessary for accreditation compliance.
This test is not NELAP accredited. Sample results relate only to the sample tested.

LABELED COMPOUND	LAB FLAG [1]	SPIKE CONC.	CONC. FOUND	R(%) [2]	ION ABUND. RATIO	RRT
13C6-3-OH-Chrysene	D	50500	35500	70.3	1.99	1.404
13C6-1-OH-Benz[a]anthracene	D	50400	41900	83.2	2.41	1.371
d11-3-OH-Benzo[a]pyrene	D	49800	42100	84.7	6.61	1.624

(1) Where applicable, custom lab flags have been used on this report; D = dilution data.
(2) R% = percent recovery.

These data are validated and reported as accurate and in accord with AXYS Analytical Services Ltd. ISO17025 compliant quality assurance processes.
Signed: _____Million Woudneh_____

For Axys Internal Use Only [XSL Template: Pest2.xsl; Created: 14-Aug-2015 13:51:22; Application: XMLTransformer-1.14.15;
Report Filename: Pest_PAH_HI_OHPAH_L23367-10_Form2_MP51_134S26_SJ1911946.html; Workgroup: WG51611; Design ID: 2302]

AXYS METHOD MLA-905 Rev 01

Form 1A

ANALYSIS REPORT

CLIENT SAMPLE NO.
Lab Blank
Sample Collection:
N/A

AXYS ANALYTICAL SERVICES
2045 MILLS RD., SIDNEY, B.C., CANADA
V8L 5X2 TEL (250) 655-5800 FAX (250) 655-5811

Contract No.:	4765	**Project No.**	N/A
Matrix:	AQUEOUS	**Lab Sample I.D.:**	WG51611-104 i2
Sample Receipt Date:	N/A	**Sample Size:**	4.00 mL
Extraction Date:	23-Jun-2015	**Initial Calibration Date:**	17-Jul-2015
Analysis Date:	17-Jul-2015 **Time:** 20:32:13	**Instrument ID:**	HR GC/MS
Extract Volume (uL):	200	**GC Column ID:**	DB17-MS
Injection Volume (uL):	2.0	**Sample Data Filename:**	**MP51_134 S: 12**
Dilution Factor:	N/A	**Blank Data Filename:**	MP51_134 S: 12
		Cal. Ver. Data Filename:	MP51_134 S: 2

Concentration Units: pg/mL

This page is part of a total report that contains information necessary for accreditation compliance.
This test is not NELAP accredited. Sample results relate only to the sample tested.

COMPOUND	CAS NO.	LAB FLAG [1]	CONC. FOUND	REPORTING LIMIT (RL)[2]	ION ABUND. RATIO	RRT
3-OH-Chrysene	63019-39-6	U		15.2 (S)		
3-OH-Benzo[a]pyrene	13345-21-6		75.9	34.4 (S)	5.88	1.003
9-OH-Benzo[a]pyrene	17573-21-6		12.9	10.3 (S)	4.70	1.149
3-OH-Benz[a]anthracene	4834-35-9	U		10.6 (S)		

(1) Where applicable, custom lab flags have been used on this report; U = not detected at RL.
(2) Reporting Limit (Code): S = sample detection limit; M = method detection limit; L = lowest calibration level equivalent; Q = contract defined limit.

These data are validated and reported as accurate and in accord with AXYS Analytical Services Ltd. ISO17025 compliant quality assurance processes.
Signed: _____Million Woudneh_____

For Axys Internal Use Only [XSL Template: Pest1A.xsl; Created: 14-Aug-2015 13:51:22; Application: XMLTransformer-1.14.15;
Report Filename: Pest_PAH_HI_OHPAH_WG51611-104_Form1A_MP51_134S12_SJ1911931.html; Workgroup: WG51611; Design ID: 2302]

AXYS METHOD MLA-905 Rev 01

Form 2

ANALYSIS REPORT

CLIENT SAMPLE NO.
Lab Blank
Sample Collection:
N/A

AXYS ANALYTICAL SERVICES
2045 MILLS RD., SIDNEY, B.C., CANADA
V8L 5X2 TEL (250) 655-5800 FAX (250) 655-5811

Project No.	N/A		
Contract No.:	4765	**Lab Sample I.D.:**	WG51611-104 i2
Matrix:	AQUEOUS	**Sample Size:**	4.00 mL
Sample Receipt Date:	N/A	**Initial Calibration Date:**	17-Jul-2015
Extraction Date:	23-Jun-2015	**Instrument ID:**	HR GC/MS
Analysis Date:	17-Jul-2015 **Time:** 20:32:13	**GC Column ID:**	DB17-MS
Extract Volume (uL):	200	**Sample Data Filename:**	**MP51_134 S: 12**
Injection Volume (uL):	2.0	**Blank Data Filename:**	MP51_134 S: 12
Dilution Factor:	N/A	**Cal. Ver. Data Filename:**	MP51_134 S: 2
Concentration Units:	pg absolute		

This page is part of a total report that contains information necessary for accreditation compliance.
This test is not NELAP accredited. Sample results relate only to the sample tested.

LABELED COMPOUND	LAB FLAG [1]	SPIKE CONC.	CONC. FOUND	R(%) [2]	ION ABUND. RATIO	RRT
13C6-3-OH-Chrysene		50500	25300	50.0	2.02	1.404
13C6-1-OH-Benz[a]anthracene		50400	32500	64.5	2.33	1.370
d11-3-OH-Benzo[a]pyrene		49800	15000	30.1	6.33	1.625

(1) Where applicable, custom lab flags have been used on this report.
(2) R% = percent recovery.

These data are validated and reported as accurate and in accord with AXYS Analytical Services Ltd. ISO17025 compliant quality assurance processes.
Signed: _____Million Woudneh_____

For Axys Internal Use Only [XSL Template: Pest2.xsl; Created: 14-Aug-2015 13:51:22; Application: XMLTransformer-1.14.15;
Report Filename: Pest_PAH_HI_OHPAH_WG51611-104_Form2_MP51_134S12_SJ1911931.html; Workgroup: WG51611; Design ID: 2302]

AXYS METHOD MLA-905 Rev 01

Form 8A
ONGOING PRECISION AND RECOVERY (OPR)

AXYS ANALYTICAL SERVICES
2045 MILLS RD., SIDNEY, B.C., CANADA
V8L 5X2 TEL (250) 655-5800 FAX (250) 655-5811

Contract No.:	4765	**OPR Data Filename:**	**MP51_134 S: 10**
Matrix:	URINE	**Lab Sample I.D.:**	WG51611-102 Wi2
Extraction Date:	23-Jun-2015	**Analysis Date:**	17-Jul-2015 **Time:** 19:24:02

ALL CONCENTRATIONS REPORTED ON THIS FORM ARE CONCENTRATIONS IN EXTRACT, BASED ON 100 uL EXTRACT.

COMPOUND	CAS NO.	LAB FLAG [1]	ION ABUND. RATIO	SPIKE CONC. (ng/mL)	CONC. FOUND (ng/mL)	OPR CONC. LIMITS (ng/mL)	% RECOVERY
3-OH-Chrysene	63019-39-6	D	2.01	102000	97500	71700 - 133000	95.2
3-OH-Benzo[a]pyrene	13345-21-6	D	5.25	105000	128000	73200 - 136000	123
9-OH-Benzo[a]pyrene	17573-21-6	D	6.86	103000	115000	61600 - 144000	113
3-OH-Benz[a]anthracene	4834-35-9	D	2.07	101000	110000	70800 - 131000	109

(1) Where applicable, custom lab flags have been used on this report; D = dilution data.

These data are validated and reported as accurate and in accord with AXYS Analytical Services Ltd. ISO17025 compliant quality assurance processes.
Signed: _____Million Woudneh_____

These pages are part of a larger report that may contain information necessary for full data evaluation. Results reported relate only to the sample tested.

For Axys Internal Use Only [XSL Template: Pest8A.xsl; Created: 14-Aug-2015 13:51:22; Application: XMLTransformer-1.14.15;
Report Filename: Pest_PAH_HI_OHPAH_WG51611-102_Form8A_SJ1911929.html; Workgroup: WG51611; Design ID: 2302]

AXYS METHOD MLA-905 Rev 01

Form 8B
ONGOING PRECISION AND RECOVERY (OPR)

AXYS ANALYTICAL SERVICES
2045 MILLS RD., SIDNEY, B.C., CANADA
V8L 5X2 TEL (250) 655-5800 FAX (250) 655-5811

Contract No.:	4765	**OPR Data Filename:**	**MP51_134 S: 10**
Matrix:	URINE	**Lab Sample I.D.:**	WG51611-102 Wi2
Extraction Date:	23-Jun-2015	**Analysis Date:**	17-Jul-2015 **Time:** 19:24:02

ALL CONCENTRATIONS REPORTED ON THIS FORM ARE CONCENTRATIONS IN EXTRACT, BASED ON 100 uL EXTRACT.

LABELED COMPOUND	CAS NO.	LAB FLAG [1]	ION ABUND. RATIO	SPIKE CONC. (ng/mL)	CONC. FOUND (ng/mL)	OPR CONC. LIMITS (ng/mL)	% RECOVERY
13C6-3-OH-Chrysene		D V	2.01	505000	249000	253000-758000	49.3
13C6-1-OH-Benz[a]anthracene		D	2.30	504000	299000	252000-756000	59.4
d11-3-OH-Benzo[a]pyrene		D	6.59	498000	286000	99500-597000	57.4

(1) Where applicable, custom lab flags have been used on this report; D = dilution data; V = surrogate recovery is not within method/contract control limits.

These data are validated and reported as accurate and in accord with AXYS Analytical Services Ltd. ISO17025 compliant quality assurance processes.
Signed: _____Million Woudneh_____

These pages are part of a larger report that may contain information necessary for full data evaluation. Results reported relate only to the sample tested.

For Axys Internal Use Only [XSL Template: Pest8B.xsl; Created: 14-Aug-2015 13:51:22; Application: XMLTransformer-1.14.15;
Report Filename: Pest_PAH_HI_OHPAH_WG51611-102_Form8B_SJ1911929.html; Workgroup: WG51611; Design ID: 2302]

www.axysanalytical.com

Page 1

```
Experiment  : MP-DB17MS-1_03      Temps -source: 250    Tune  : NH       Date -list  : 26-Jun-2015
GC Program  : MP-DB17MS-1_01            -s resv: 160    List  : NH            -liner : 26-Jun-2015
Column type : DB17-MS                   -re_ent: 270    Check :               -septum: 22-Jun-2015
Serial #    : USB503442H                -cap_1 : 270    LIMS  :               -guard : NEW 26-Jun-2014
kPa         : 146                       -cap_2 : 270   Logfile:               -column: NEW? 26-JUN-2010
Vol injected: 2.0uL                                                           -t line: NEW26-JUN-2015
PMT Voltage : 380
```

#	Data file	S	V	Sample Text	Comments	Acquisition Date/Time
1	MP51_119G	1	1	MP004E-CAL,,/02	1,,1.0uL CS-5/Cal	26-JUN-15 22:00:09
2	MP51_119G	2	2	MP004D-CAL,,/02	1,,1.0uL CS-4	26-JUN-15 22:33:49
3	MP51_119G	3	3	MP004C-CAL,,/02	1,,1.0uL CS-3	26-JUN-15 23:07:31
4	MP51_119G	4	4	MP004B-CAL,,/02	1,,1.0uL CS-2	26-JUN-15 23:41:11
5	MP51_119G	5	5	MP004A-CAL,,/02	1,,1.0uL CS-1/Sens	27-JUN-15 00:14:53
6	MP51_119G	6	6	MP004H-CAL,,/02	1,,1.0uL CS-8	27-JUN-15 00:48:34
7	MP51_119G	7	7	MP004G-CAL,,/02	1,,1.0uL CS-7	27-JUN-15 01:22:15
8	MP51_119G	8	8	MP004F-CAL,,/02	1,,1.0uL CS-6	27-JUN-15 01:56:00
9	MP51_119G	9	9	Toluene,,	1,,1.0uL	27-JUN-15 02:29:46
10	MP51_119G	10	10	Toluene,,	1,,1.0uL	27-JUN-15 03:03:26
11	MP51_119G	11	11	L23367-7,W,	4,WG51611,1.0/800uL	27-JUN-15 03:37:06
12	MP51_119G	12	12	L23367-8,W,	4,WG51611,1.0/800uL	27-JUN-15 04:10:51
13	MP51_119G	13	13	L23367-9,W,	4,WG51611,1.0/800uL	27-JUN-15 04:44:31
14	MP51_119G	14	14	L23367-10,W,	4,WG51611,1.0/800uL	27-JUN-15 05:18:11
15	MP51_119G	15	15	L23367-3,W,	4,WG51611,1.0/800uL	27-JUN-15 05:51:56
16	MP51_119G	16	16	L23367-4,W,	4,WG51611,1.0/800uL	27-JUN-15 06:25:41
17	MP51_119G	17	17	MP004E-CAL,,/02	1,,1.0uL CS-5/Cal	27-JUN-15 06:59:22



Peak Locate Examination:26-JUN-2015:21:56 File:MP51_119GCAL
Experiment:MP-DB17MS-1_03 Function:1 Reference:PFK_1668A

Approved by BA
26-JUN-15

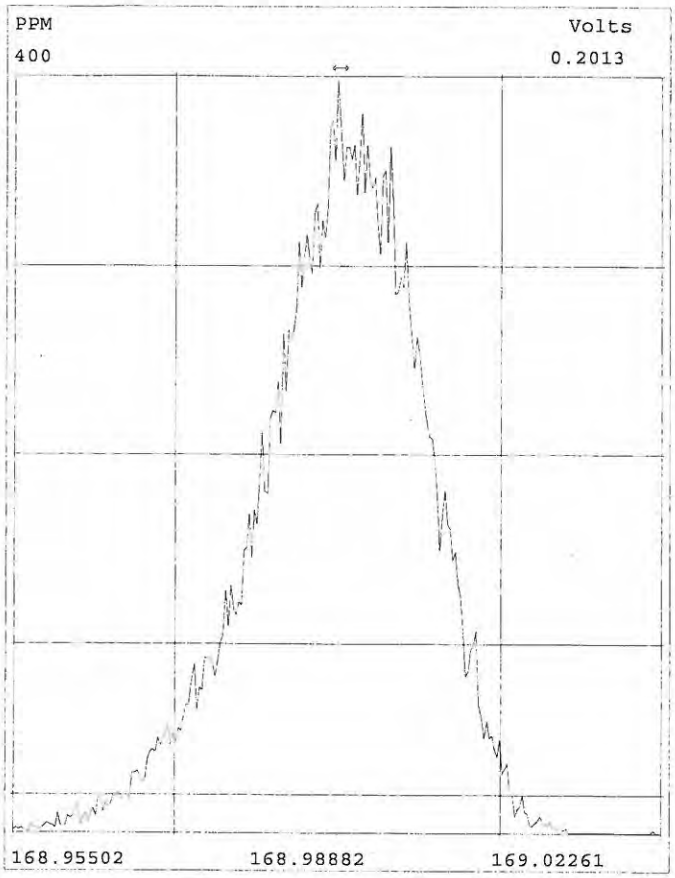

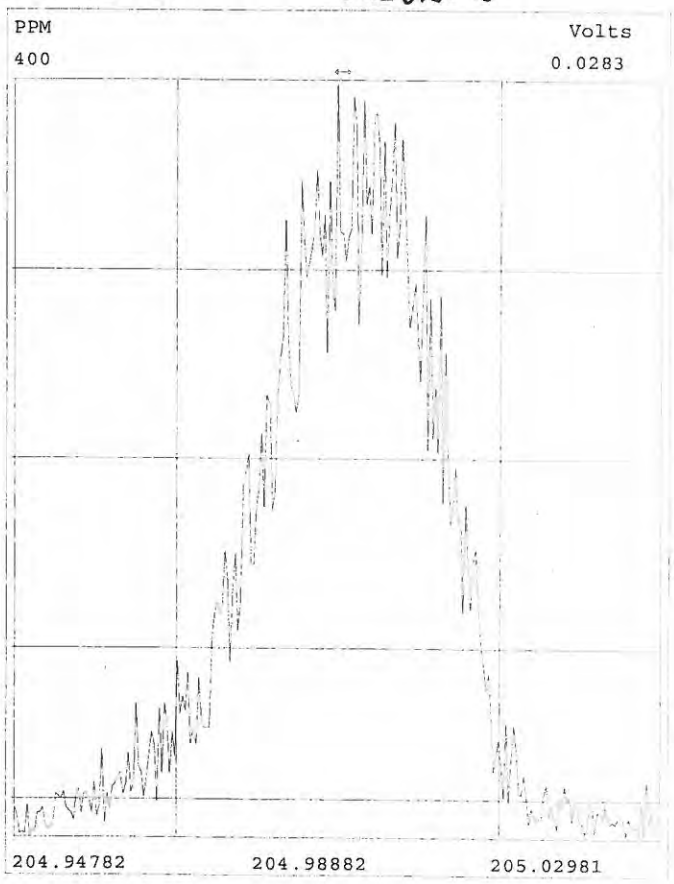

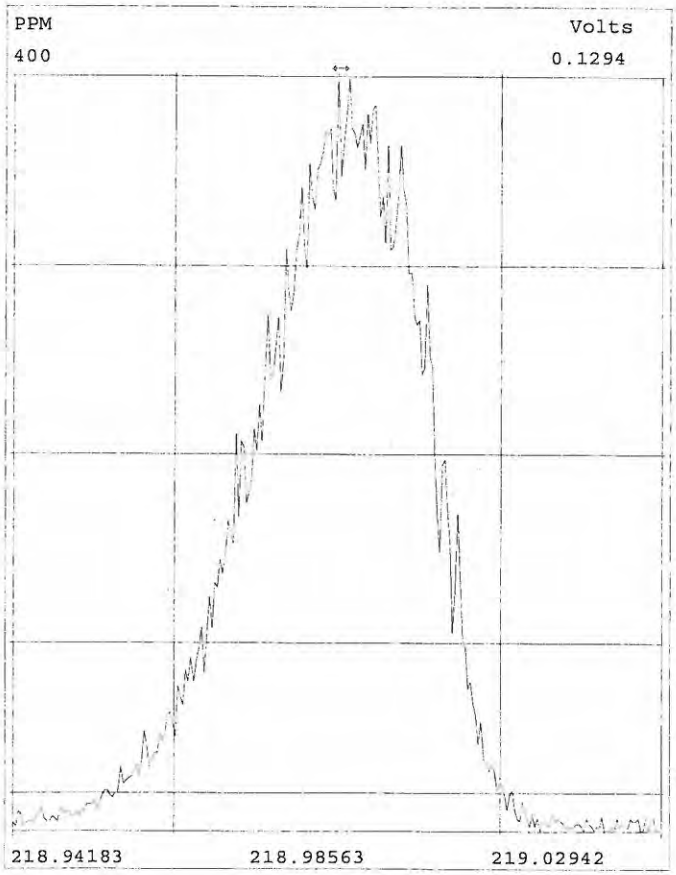

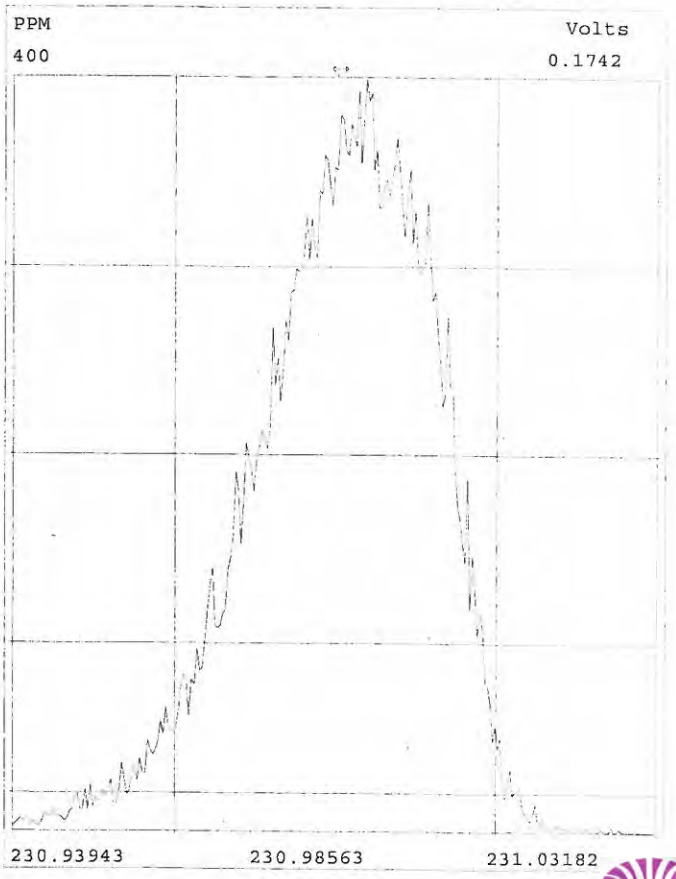

Peak Locate Examination:26-JUN-2015:21:57 File:MP51_119GCAL
Experiment:MP-DB17MS-1_03 Function:2 Reference:PFK_1668A

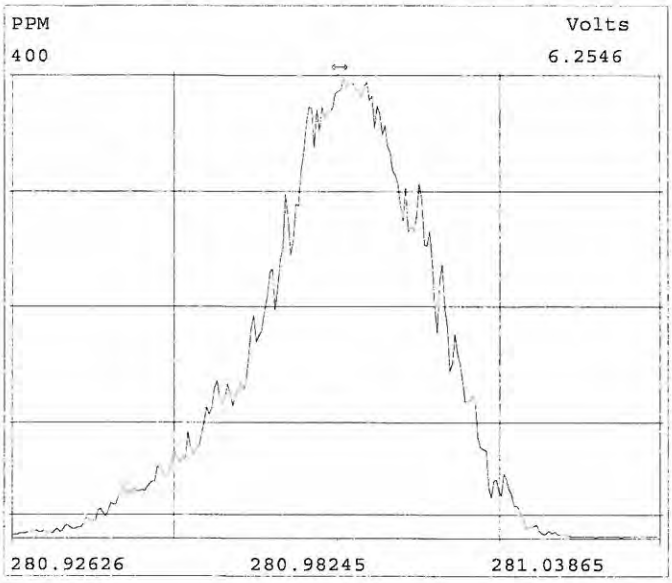

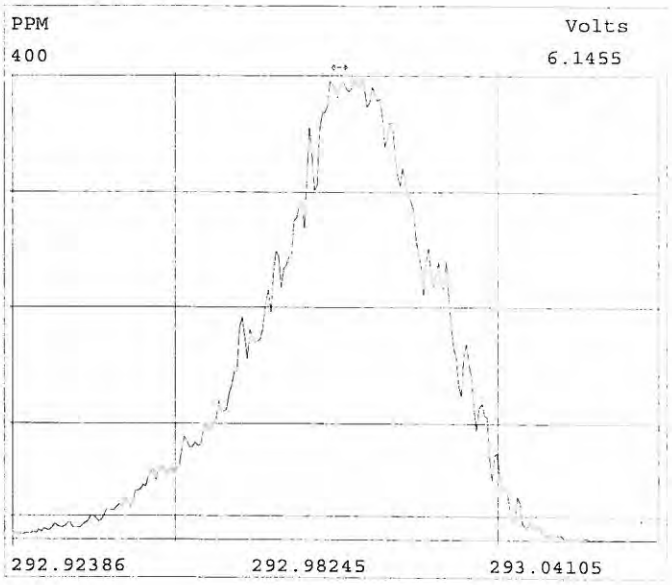

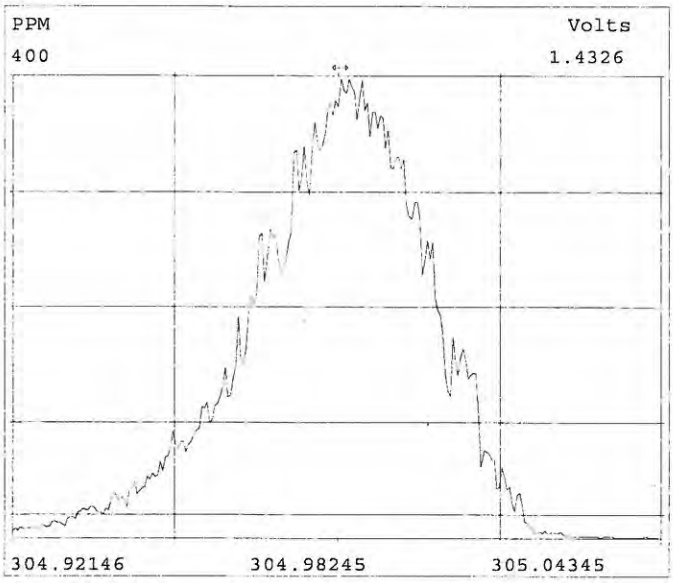

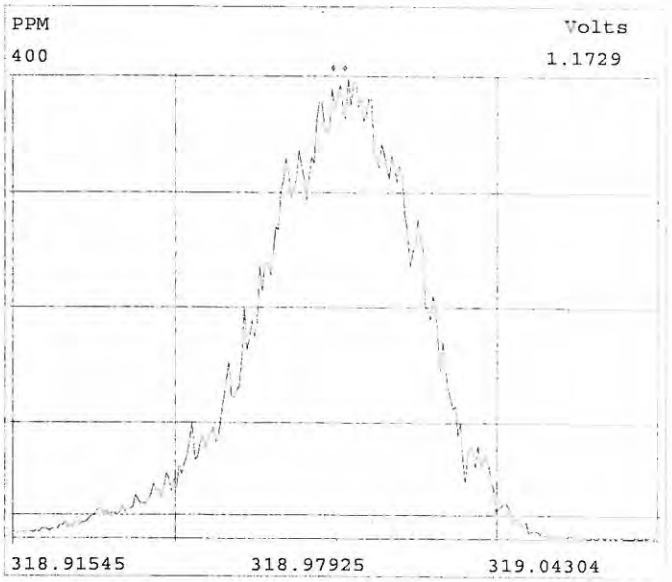

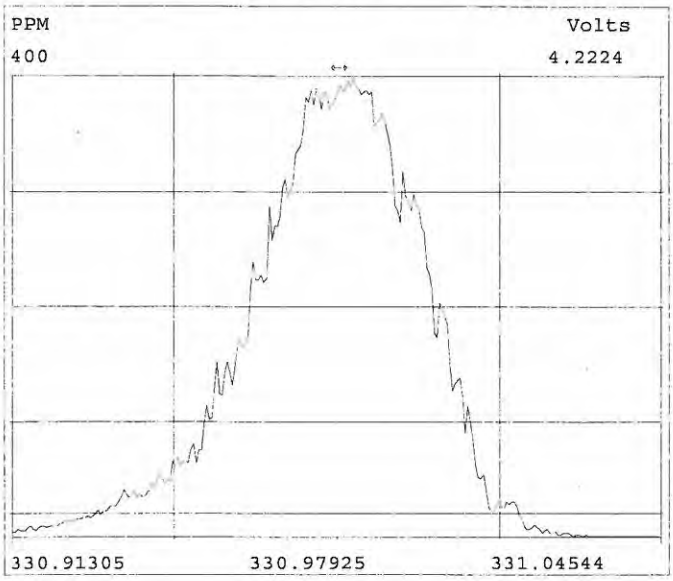

Peak Locate Examination:26-JUN-2015:21:58 File:MP51_119GCAL
Experiment:MP-DB17MS-1_03 Function:3 Reference:PFK_1668A

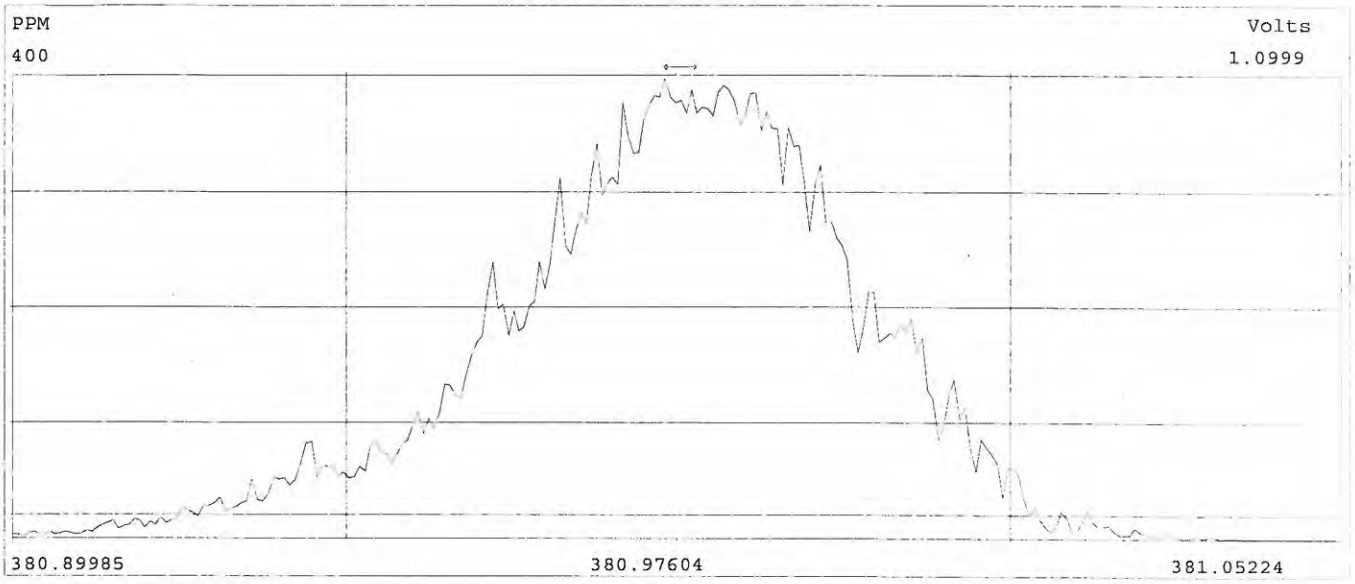

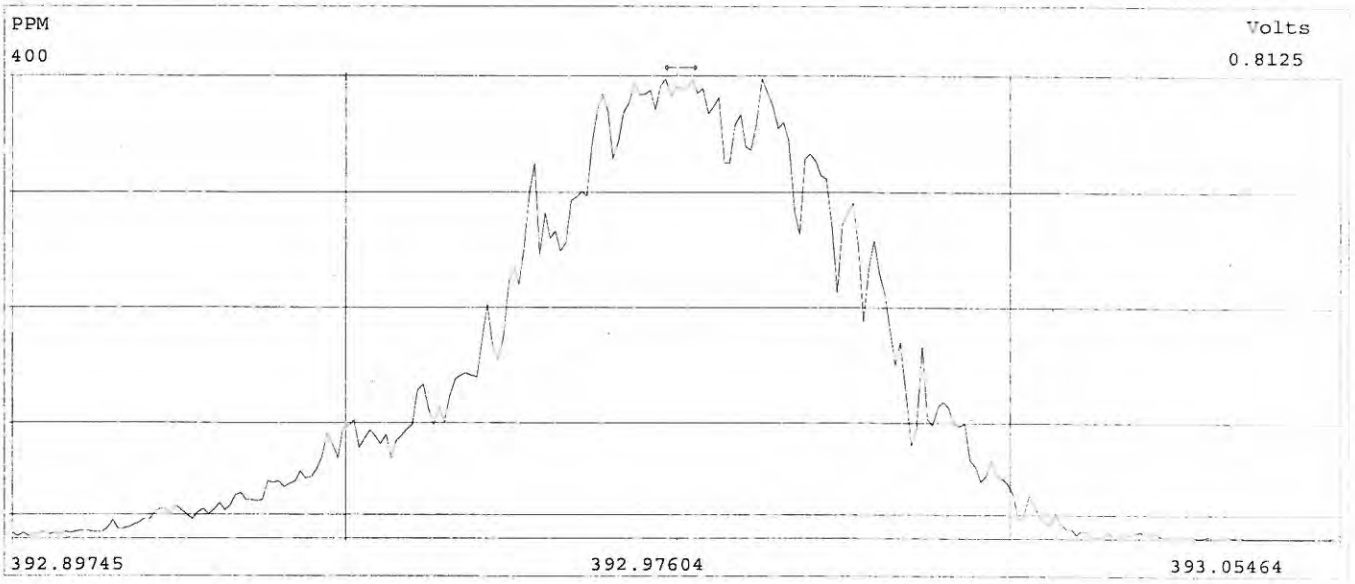



Peak Locate Examination:26-JUN-2015:21:58 File:MP51_119GCAL
Experiment:MP-DB17MS-1_03 Function:4 Reference:PFK_1668A

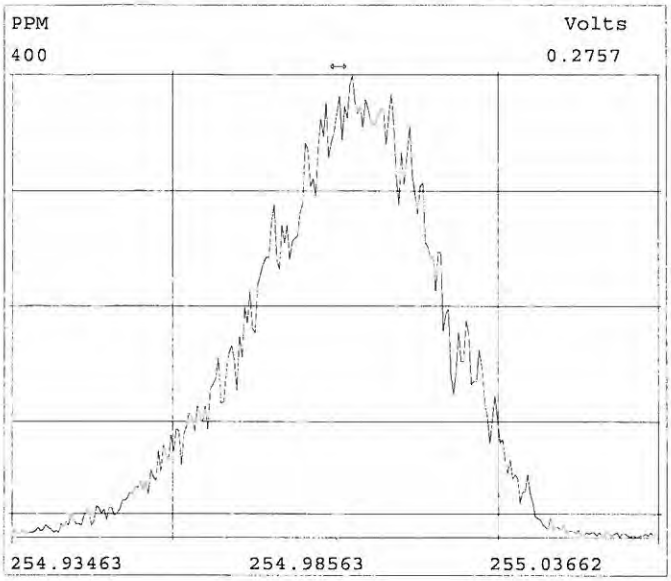

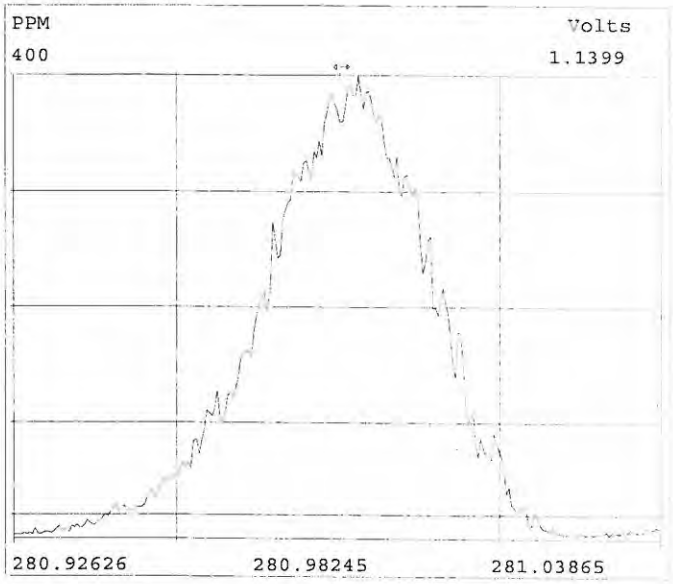

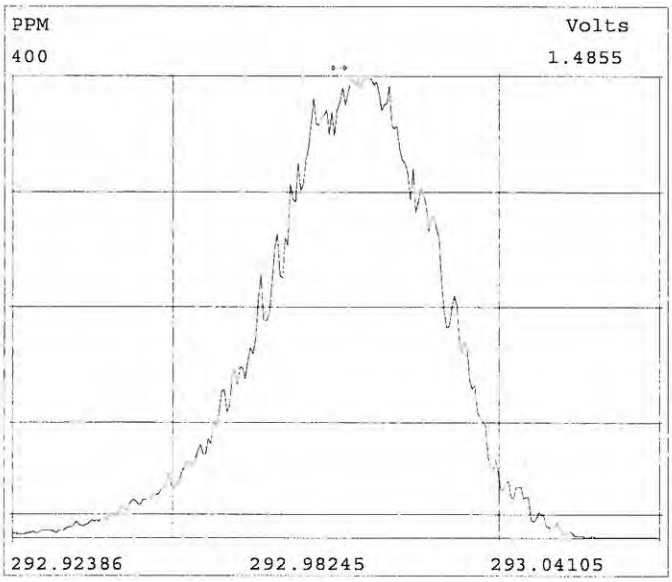

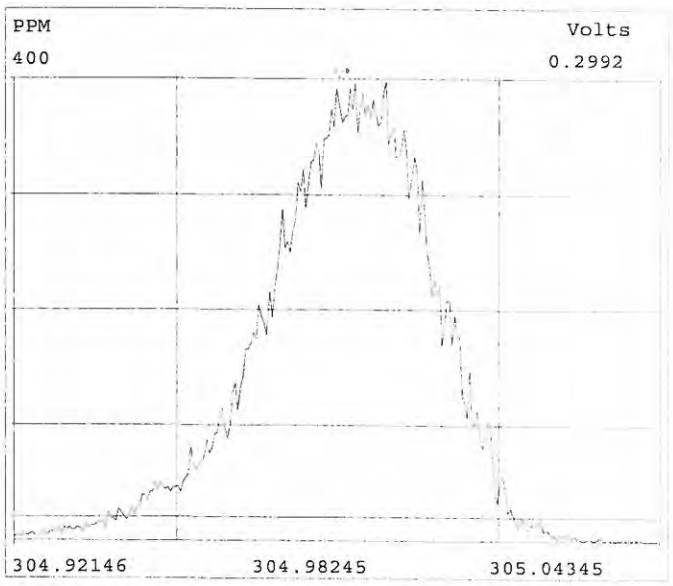

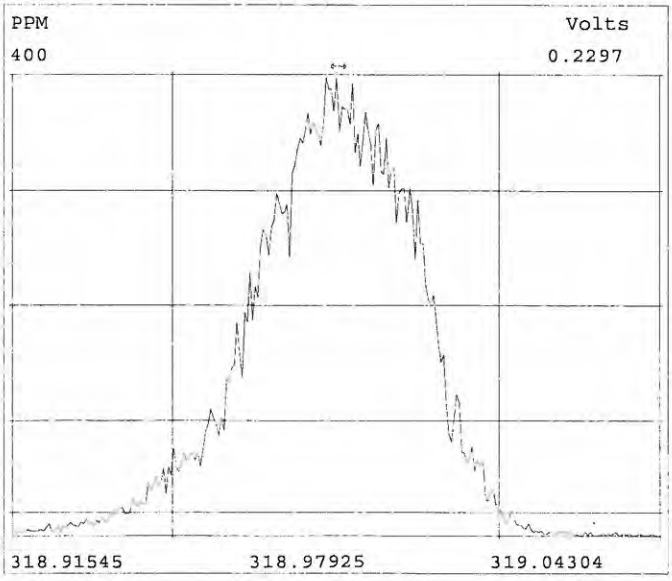

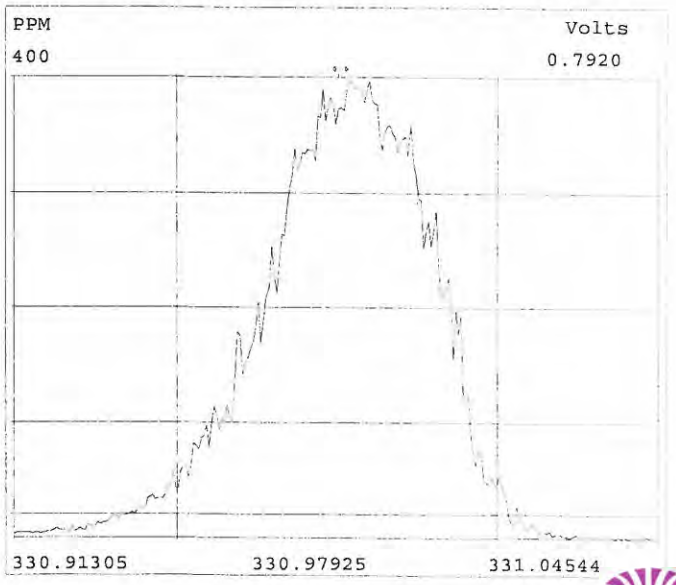

Peak Locate Examination:26-JUN-2015:21:59 File:MP51_119GCAL
Experiment:MP-DB17MS-1_03 Function:5 Reference:PFK_1668A

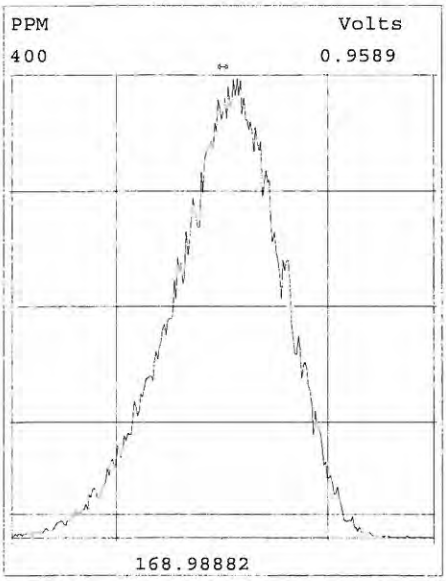

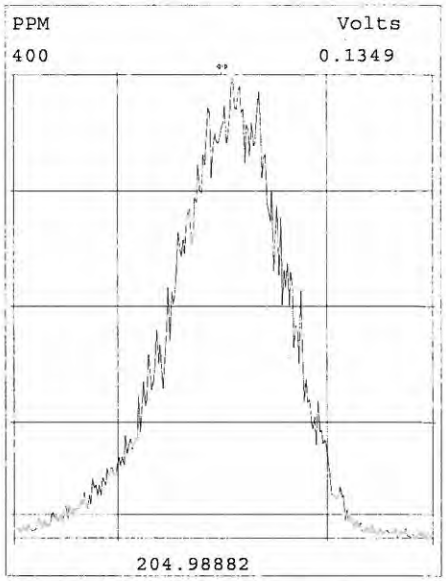

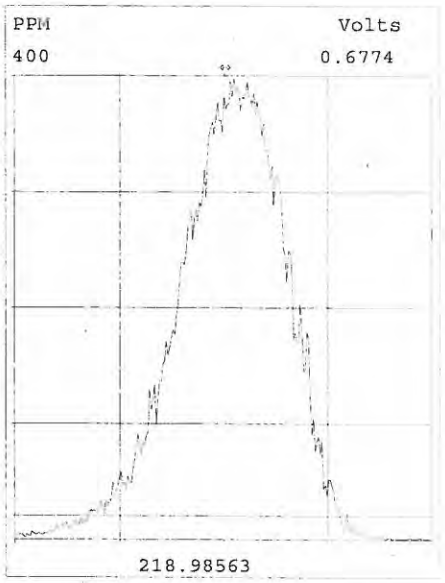

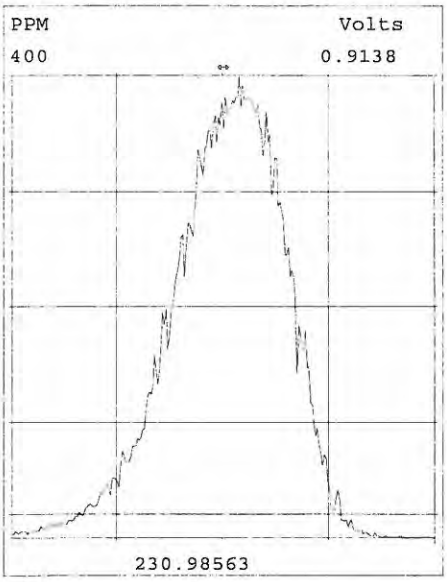

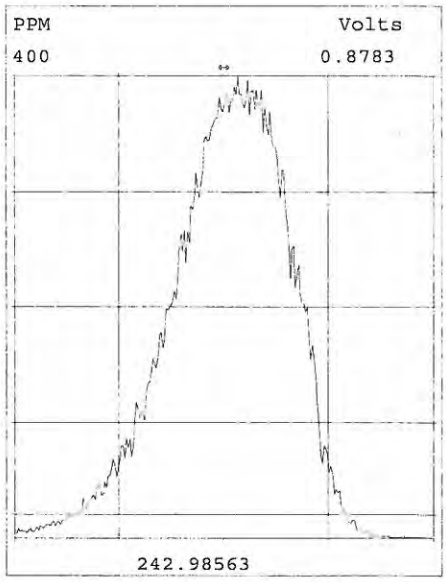

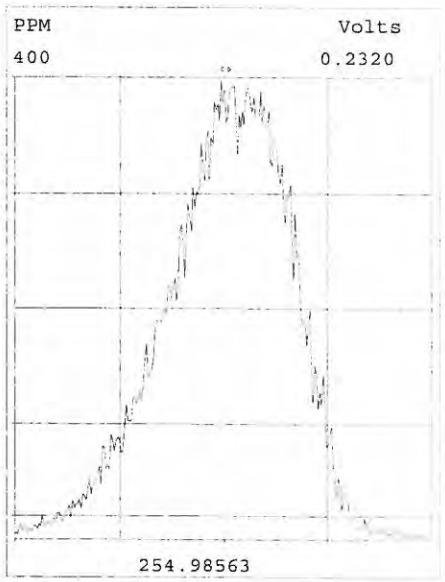

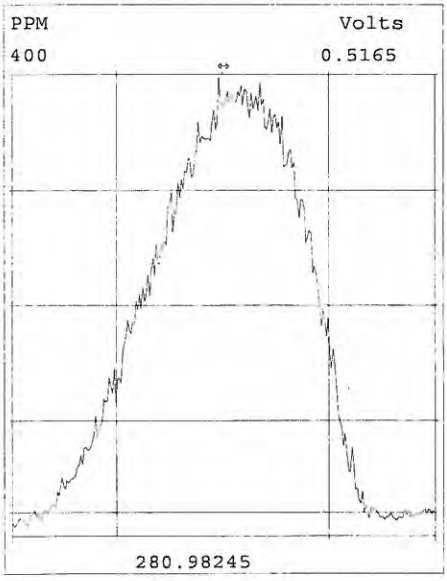

Peak Locate Examination:26-JUN-2015:21:59 File:MP51_119GCAL
Experiment:MP-DB17MS-1_03 Function:6 Reference:PFK_1668A

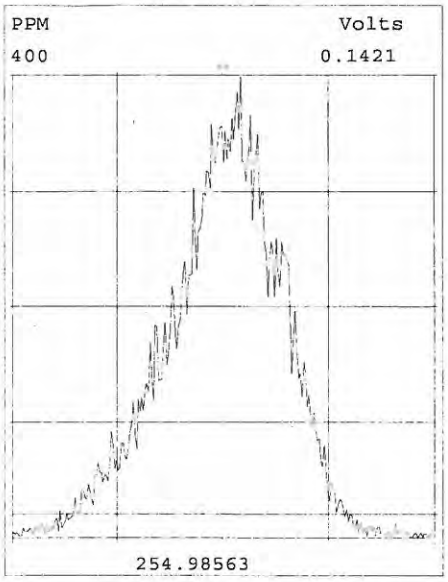

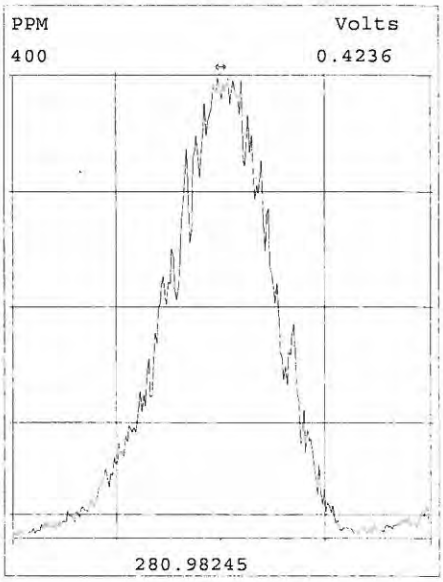

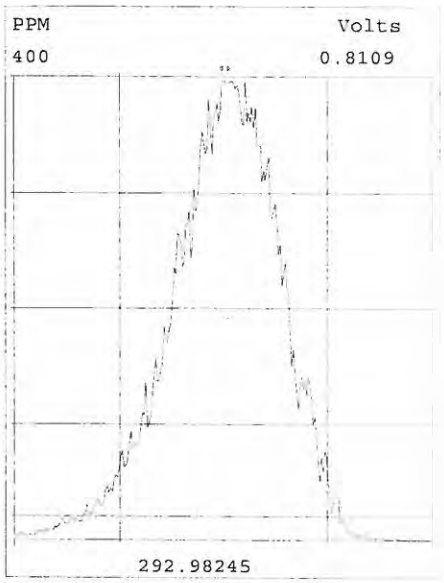

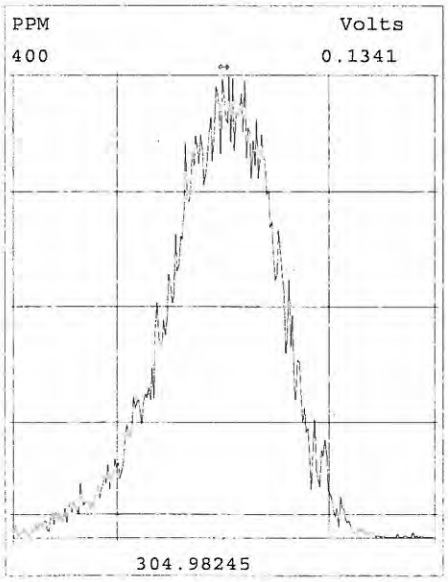

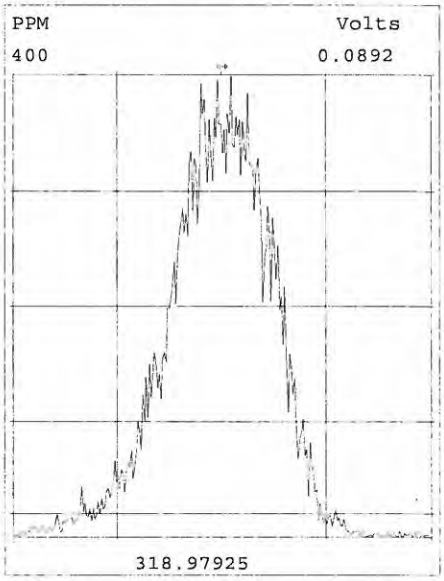

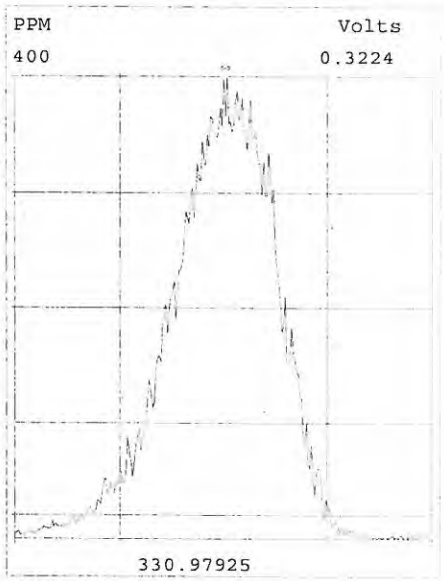

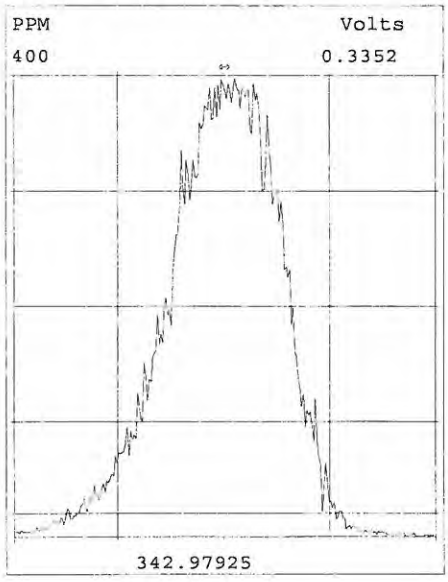

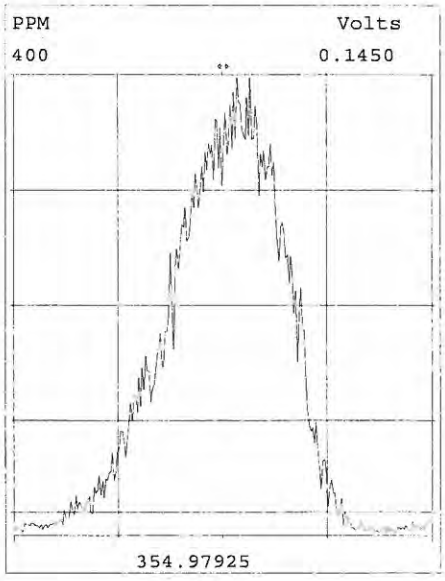

www.axysanalytical.com

only 4 K pg Approved by D 27 Jun 15

Peak Locate Examination:27-JUN-2015:07:47 File:MP51_119GCAL2
Experiment:MP-DB17MS-1_03 Function:1 Reference:PFK_1668A

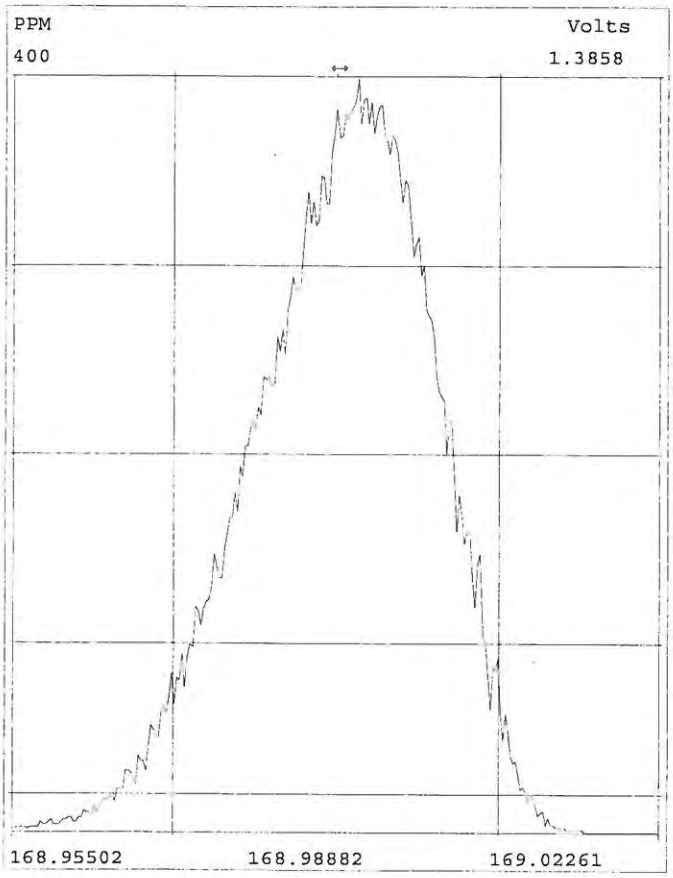

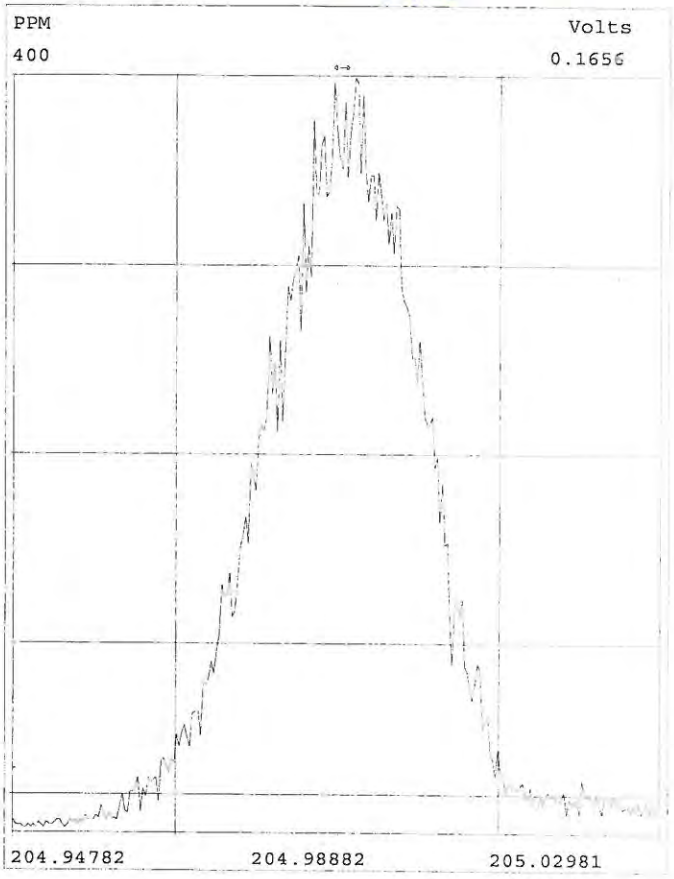

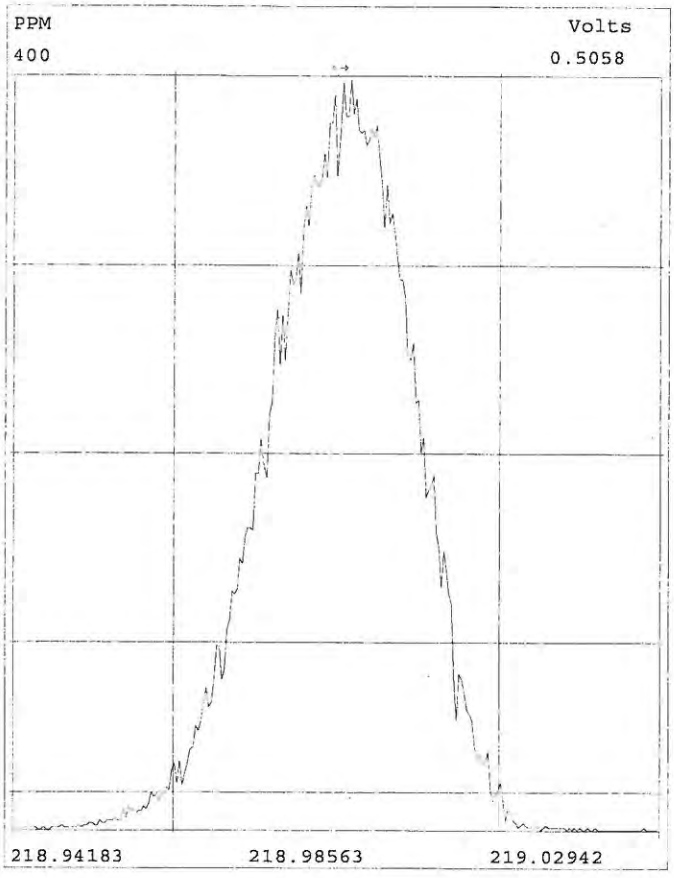

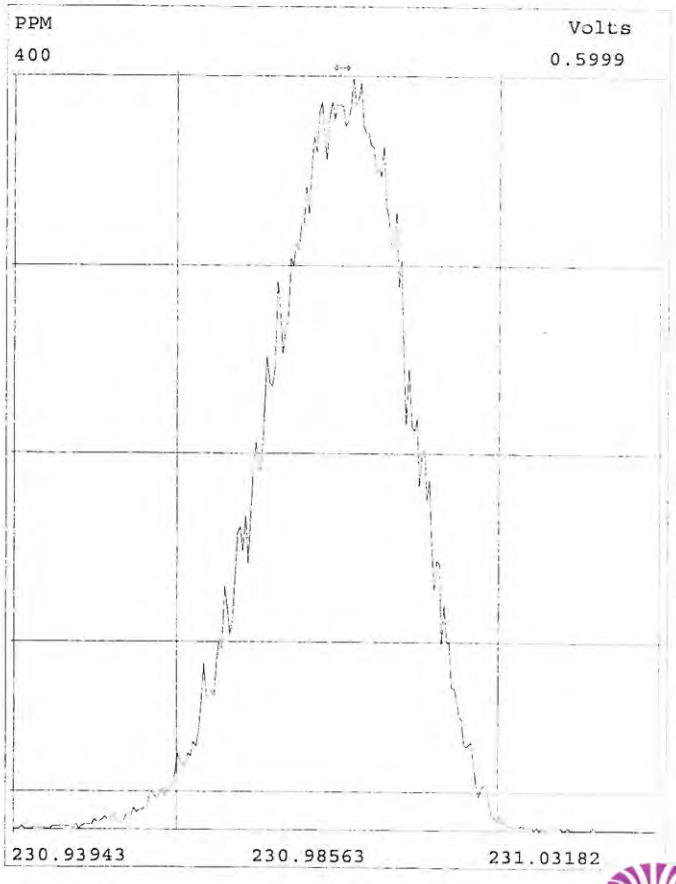

Peak Locate Examination:27-JUN-2015:07:47 File:MP51_119GCAL2
Experiment:MP-DB17MS-1_03 Function:2 Reference:PFK_1668A

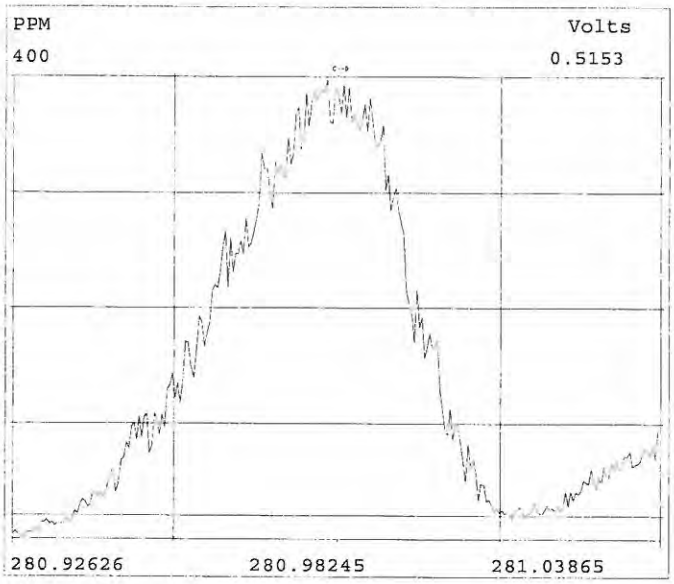

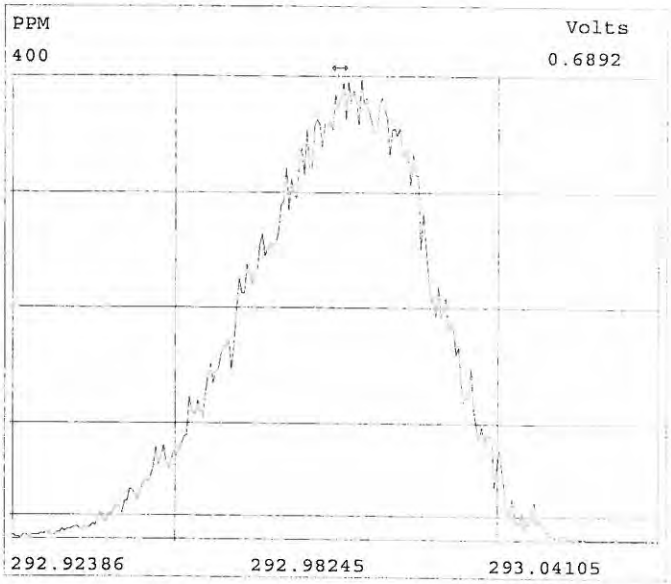

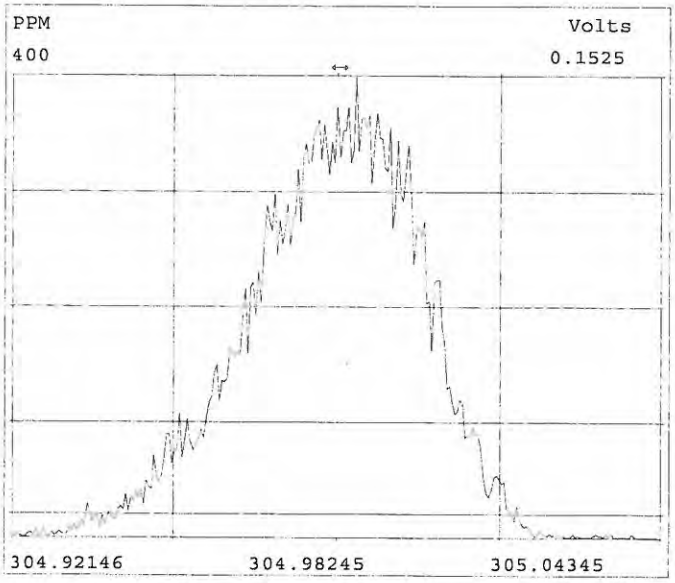

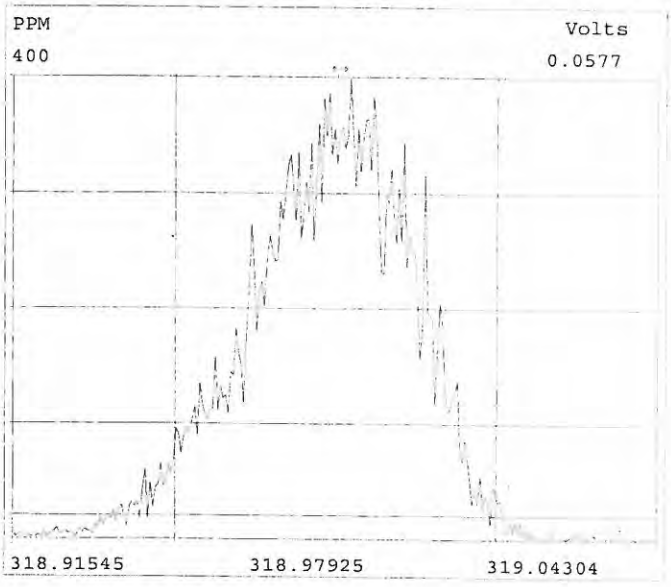

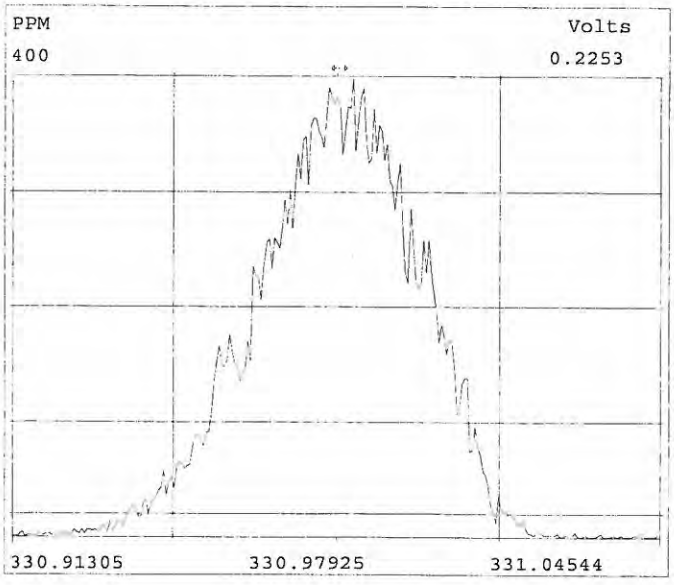

Peak Locate Examination:27-JUN-2015:07:48 File:MP51_119GCAL2
Experiment:MP-DB17MS-1_03 Function:3 Reference:PFK_1668A

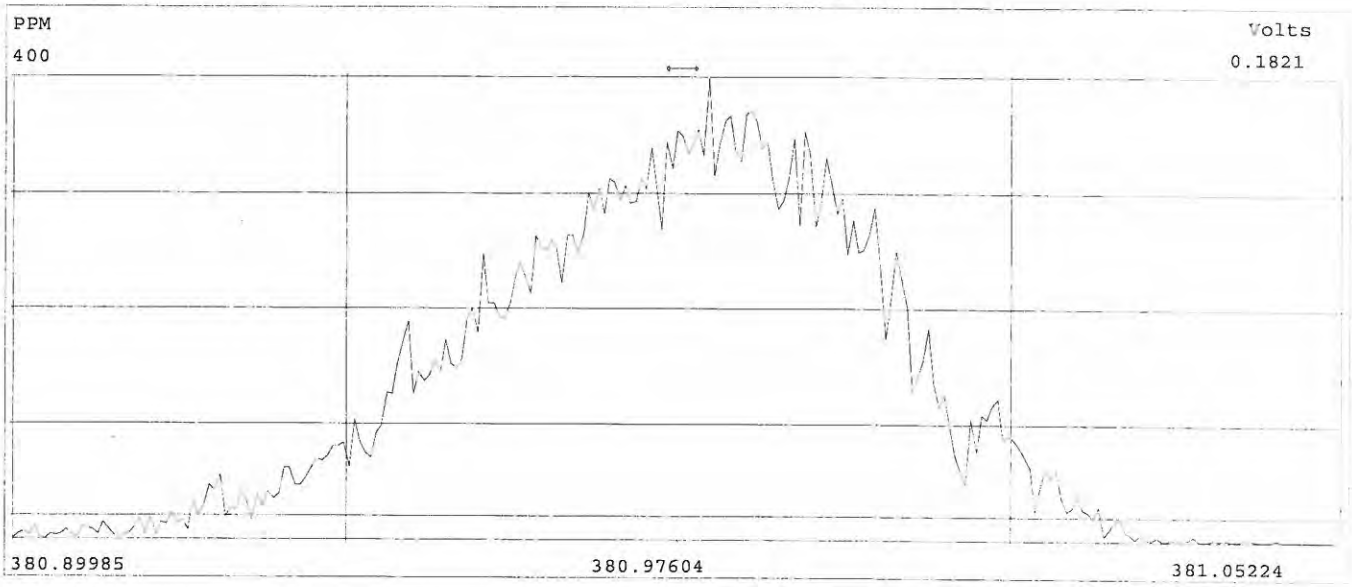



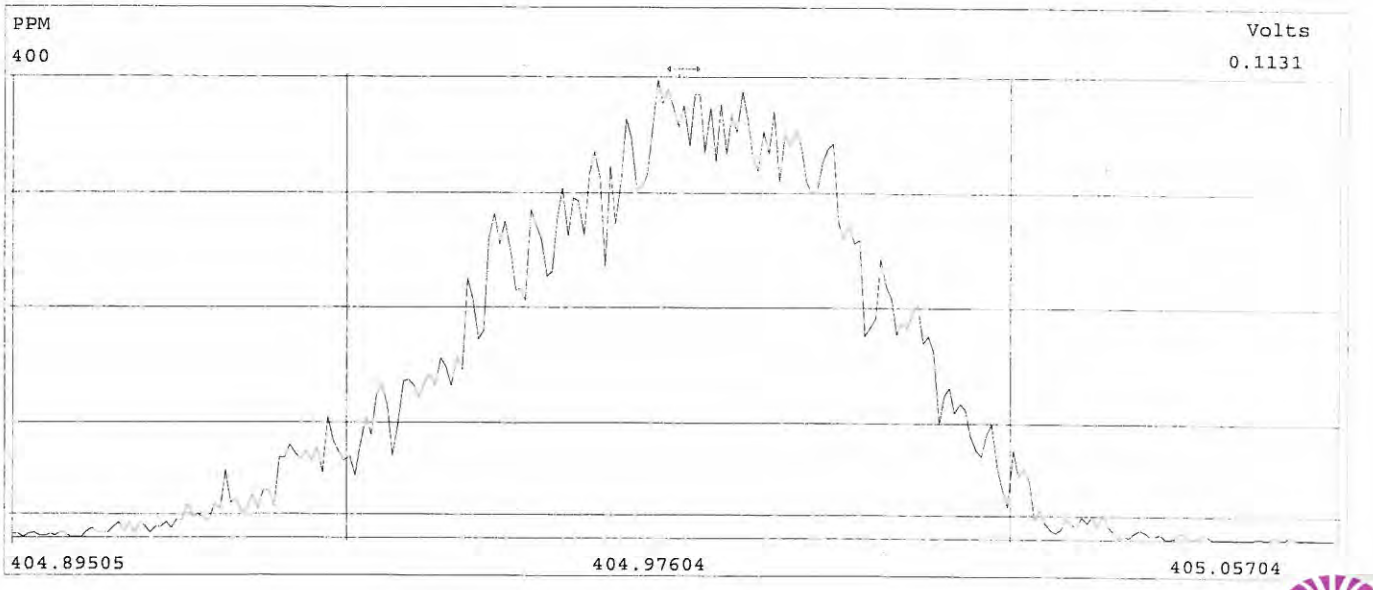

Peak Locate Examination:27-JUN-2015:07:48 File:MP51_119GCAL2
Experiment:MP-DB17MS-1_03 Function:4 Reference:PFK_1668A

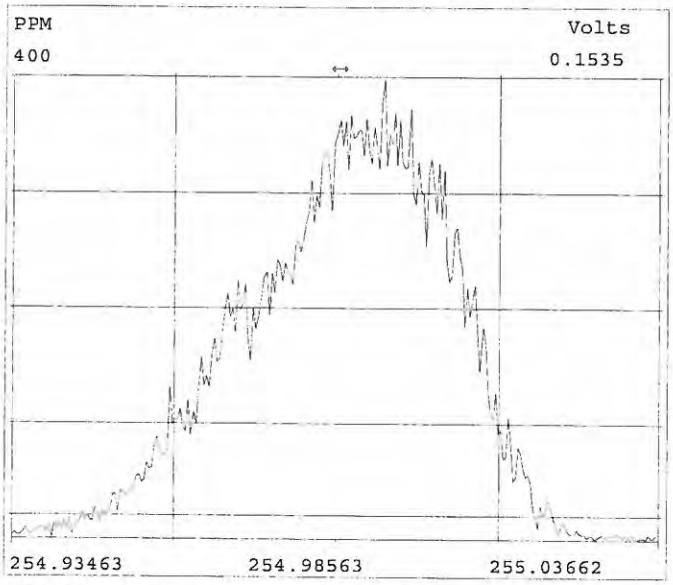

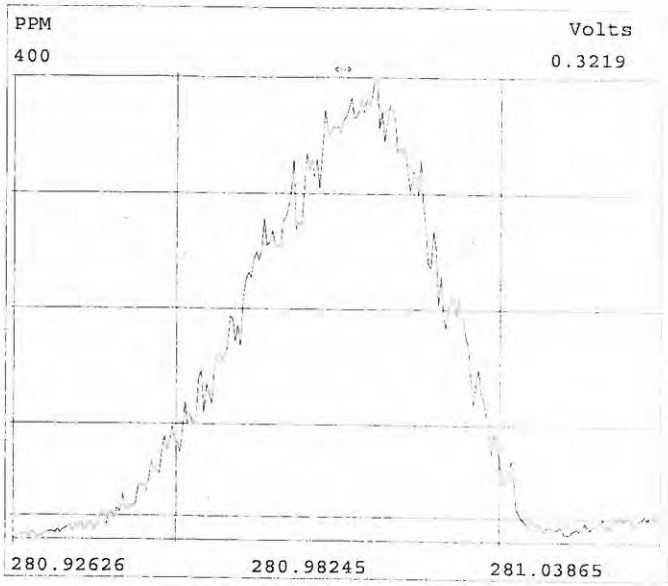

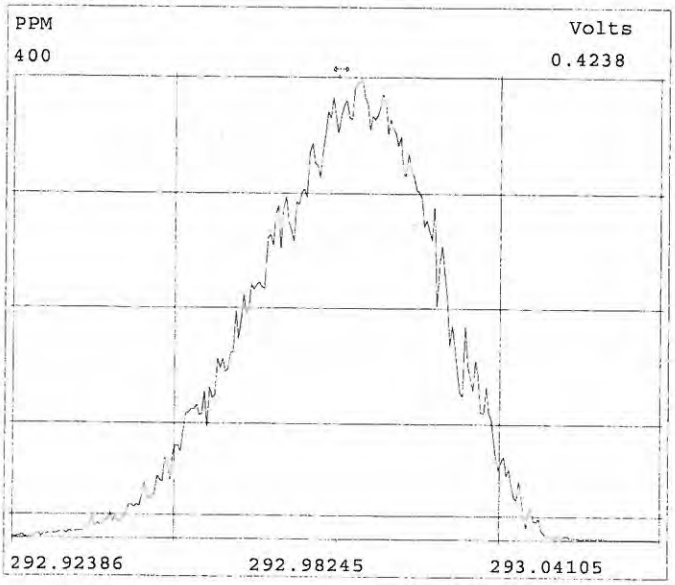

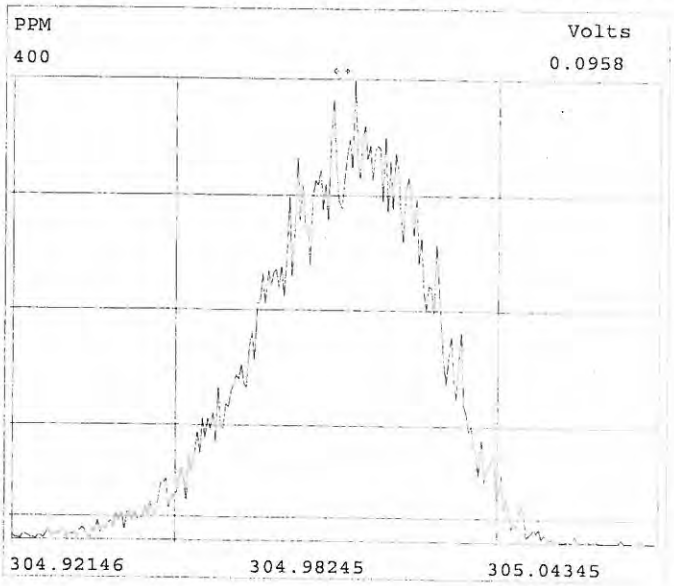

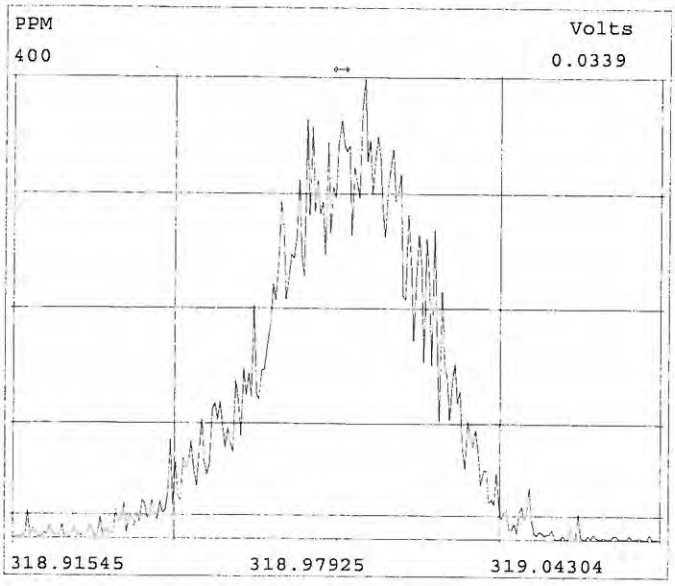

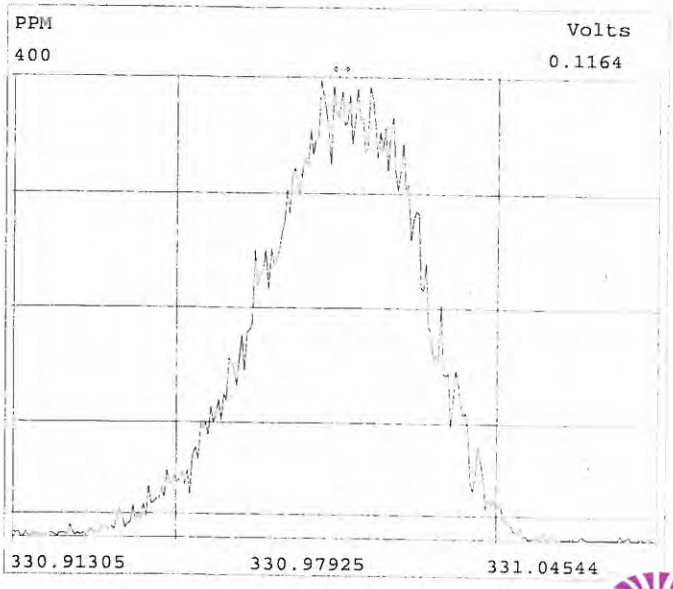

Peak Locate Examination:27-JUN-2015:07:48 File:MP51_119GCAL2
Experiment:MP-DB17MS-1_03 Function:5 Reference:PFK_1668A

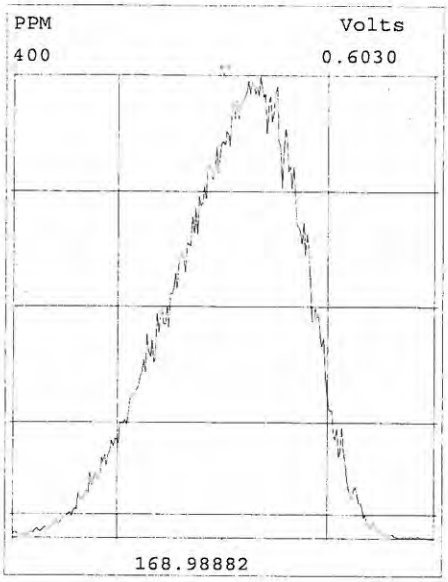

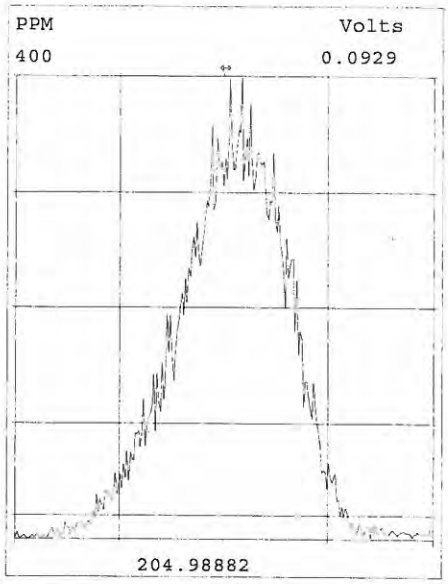

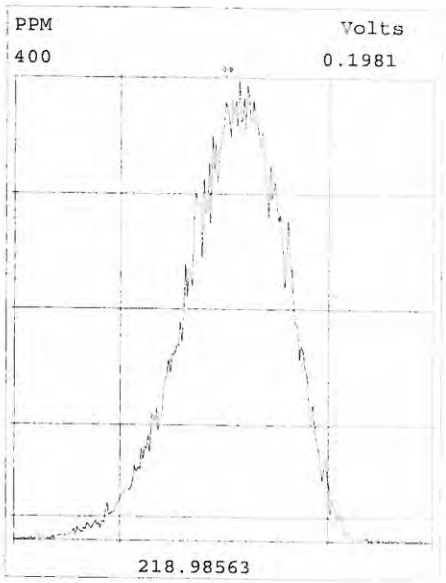

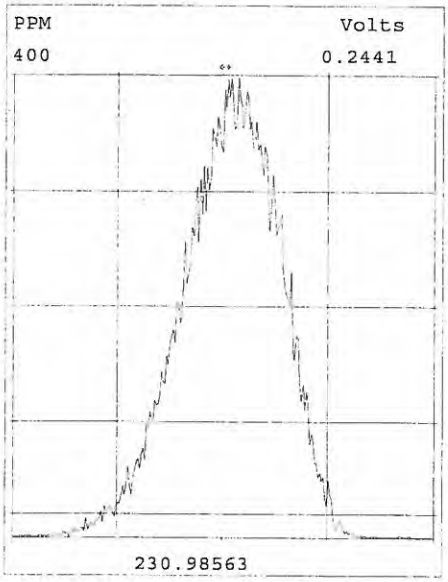

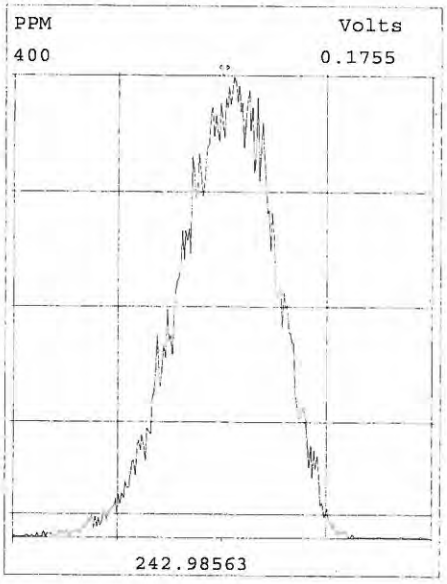

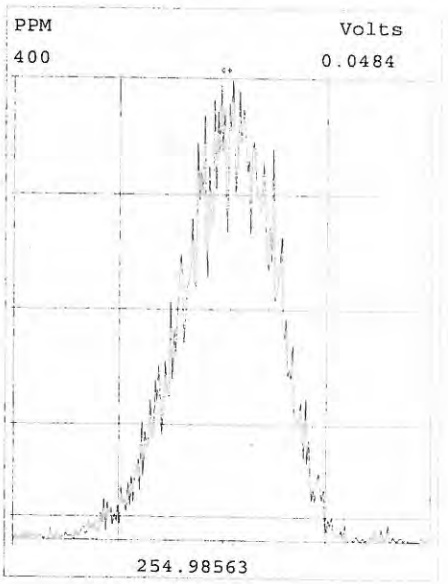

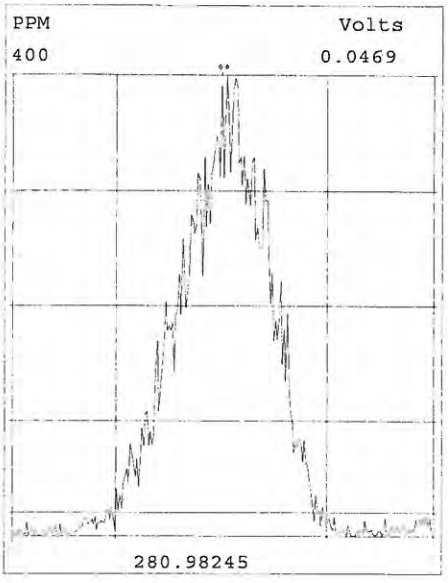

Peak Locate Examination:27-JUN-2015:07:49 File:MP51_119GCAL2
Experiment:MP-DB17MS-1_03 Function:6 Reference:PFK_1668A

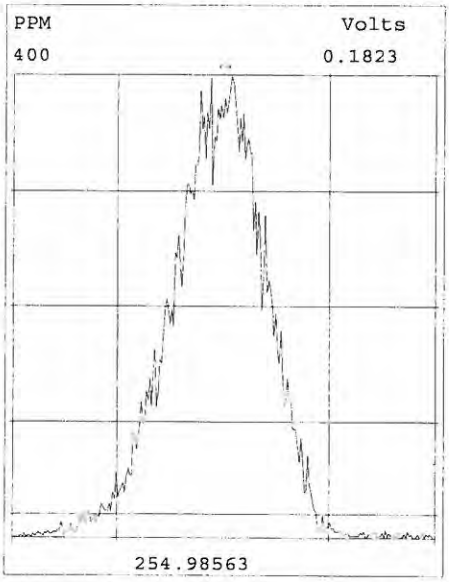

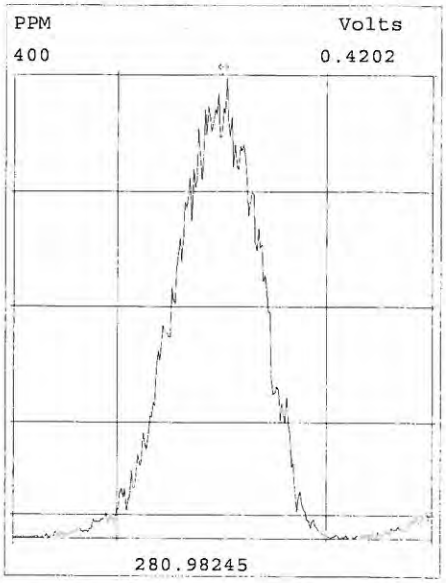

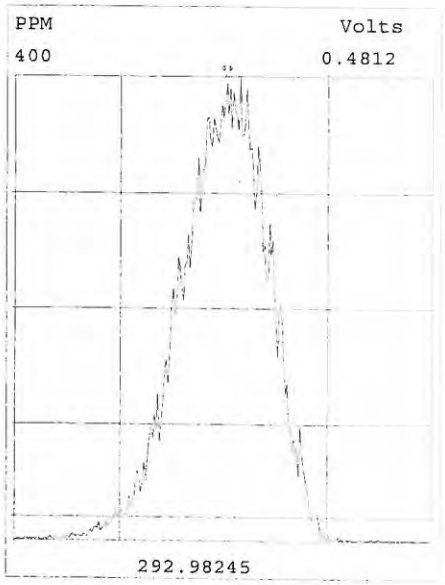

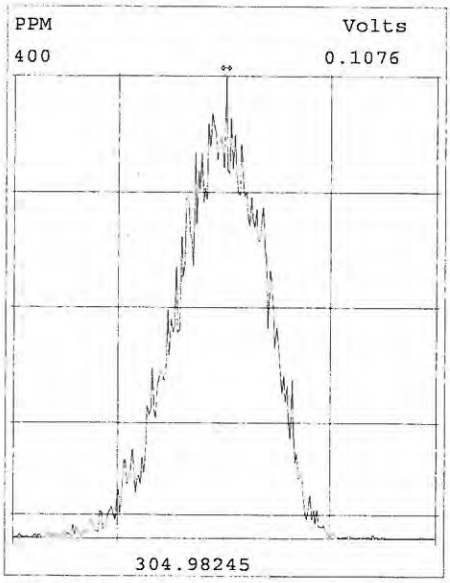

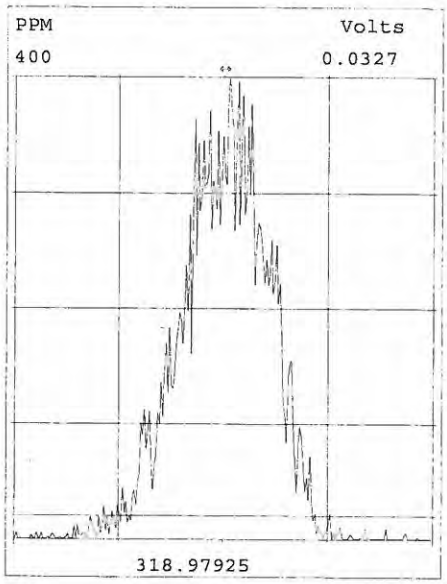

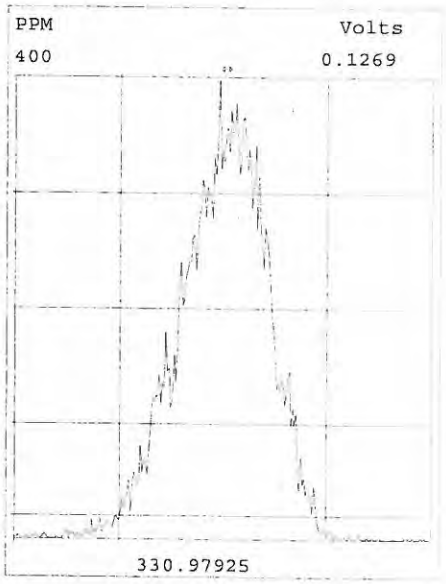

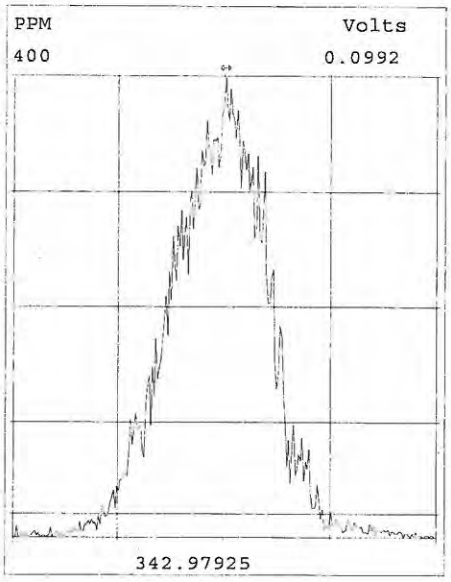

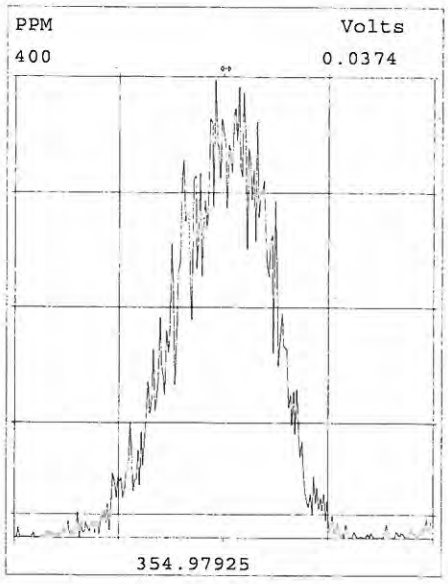

OPUSquan 23-JUL-2015 Page 1 MP51_119G-6A

c/q	Data Area	Data File	S	I	AnalyteTable	Factr #1	Factr #2	Size	HC	Sample Text	Comments	Done
1	c	STEM-DEFAULT	MP51_119G	3	1	MP-DB17-C06	0.2000	1.0000	1.000000	y	MP004C-CAL,,»	1,,1.0uL CS-3	y
2	c	STEM-DEFAULT	MP51_119G	2	1	MP-DB17-C06	1.0000	1.0000	1.000000	y	MP004D-CAL,,»	1,,1.0uL CS-4	y
3	c	STEM-DEFAULT	MP51_119G	1	1	MP-DB17-C06	10.0000	1.0000	1.000000	y	MP004E-CAL,,»	1,,1.0uL CS-5/Cal	y
4	c	STEM-DEFAULT	MP51_119G	8	1	MP-DB17-C06	50.0000	1.0000	1.000000	y	MP004F-CAL,,»	1,,1.0uL CS-6	y
5	c	STEM-DEFAULT	MP51_119G	7	1	MP-DB17-C06	100.0000	1.0000	1.000000	y	MP004G-CAL,,»	1,,1.0uL CS-7	y
6	c	STEM-DEFAULT	MP51_119G	6	1	MP-DB17-C06	200.0000	1.0000	1.000000	y	MP004H-CAL,,»	1,,1.0uL CS-8	y

OPUSquan 23-JUL-2015 Page 1 MP51 119G-A

	c/q	Data Area	Data File	S	I	AnalyteTable	Factr #1	Factr #2	Size	HC	Sample Text	Comments	Done
1	c	STEM-DEFAULT	MP51_119G	3	1	MP-DB17-C06	0.2000	1.0000	1.000000	y	MP004C-CAL,,»	1,,1.0uL CS-3	y
2	c	STEM-DEFAULT	MP51_119G	2	1	MP-DB17-C06	1.0000	1.0000	1.000000	y	MP004D-CAL,,»	1,,1.0uL CS-4	y
3	c	STEM-DEFAULT	MP51_119G	1	1	MP-DB17-C06	10.0000	1.0000	1.000000	y	MP004E-CAL,,»	1,,1.0uL CS-5/Cal	y
4	c	STEM-DEFAULT	MP51_119G	8	1	MP-DB17-C06	50.0000	1.0000	1.000000	y	MP004F-CAL,,»	1,,1.0uL CS-6	y
5	c	STEM-DEFAULT	MP51_119G	7	1	MP-DB17-C06	100.0000	1.0000	1.000000	y	MP004G-CAL,,»	1,,1.0uL CS-7	y
6	c	STEM-DEFAULT	MP51_119G	6	1	MP-DB17-C06	200.0000	1.0000	1.000000	y	MP004H-CAL,,»	1,,1.0uL CS-8	y
7	q	STEM-DEFAULT	MP51_119G	1	1	MP-DB17-C06	10.0000	1.0000	1.000000	y	MP004E-CAL,,»	1,,1.0uL CS-5/Cal	y
8	q	STEM-DEFAULT	MP51_119G	9	1	MP-DB17-S12	1.0000	1.0000	1.000000	y	Toluene,,	1,,1.0uL	y
9	q	STEM-DEFAULT	MP51_119G	10	1	MP-DB17-S12	1.0000	1.0000	1.000000	y	Toluene,,	1,,1.0uL	y
10	q	STEM-DEFAULT	MP51_119G	11	1	MP-DB17-S12	1.0000	1.0000	4.230000	y	L23367-7,W,	4,WG51611,1.0/80»	y
11	q	STEM-DEFAULT	MP51_119G	12	1	MP-DB17-S12	1.0000	1.0000	4.184000	y	L23367-8,W,	4,WG51611,1.0/80»	y
12	q	STEM-DEFAULT	MP51_119G	13	1	MP-DB17-S12	1.0000	1.0000	4.253000	y	L23367-9,W,	4,WG51611,1.0/80»	y
13	q	STEM-DEFAULT	MP51_119G	14	1	MP-DB17-S12	1.0000	1.0000	4.165000	y	L23367-10,W,	4,WG51611,1.0/80»	y
14	q	STEM-DEFAULT	MP51_119G	15	1	MP-DB17-S12	1.0000	1.0000	4.216000	y	L23367-3,W,	4,WG51611,1.0/80»	y
15	q	STEM-DEFAULT	MP51_119G	16	1	MP-DB17-S12	1.0000	1.0000	4.200000	y	L23367-4,W,	4,WG51611,1.0/80»	y
16	q	STEM-DEFAULT	MP51_119G	17	1	MP-DB17-C06	10.0000	1.0000	1.000000	y	MP004E-CAL,,»	1,,1.0uL CS-5/Cal	y

AXYS METHOD MLA-905 Rev 01

Form 3A
INITIAL CALIBRATION RELATIVE RESPONSES

AXYS ANALYTICAL SERVICES
2045 MILLS RD., SIDNEY, B.C., CANADA
V8L 5X2 TEL (250) 655-5800 FAX (250) 655-5811

Initial Calibration Date: 26-Jun-2015

Instrument ID: HR GC/MS

GC Column ID: DB17-MS

CS0 Data Filename: N/A

CS1 Data Filename: N/A

CS2 Data Filename: N/A

CS3 Data Filename: MP51_119G S: 3

CS4 Data Filename: MP51_119G S: 2

CS5 Data Filename: MP51_119G S: 1

CS6 Data Filename: MP51_119G S: 8

		RELATIVE RESPONSE (RR)								
COMPOUND	**LAB FLAG [1]**	**CS0**	**CS1**	**CS2**	**CS3**	**CS4**	**CS5**	**CS6**	**MEAN RR**	**CV (%RSD)[2]**
3-OH-Chrysene					0.82	0.74	0.72	0.73	0.75	5.58
3-OH-Benzo[a]pyrene					0.77	0.80	0.74	0.83	0.78	5.09
9-OH-Benzo[a]pyrene					0.53	0.58	0.52	0.49	0.53	6.76
3-OH-Benz[a]anthracene					0.98	1.04	1.09	1.12	1.06	5.76

(1) Where applicable, custom lab flags have been used on this report.
(2) QC limit is 25% RSD.

These data are validated and reported as accurate and in accord with AXYS Analytical Services Ltd. ISO17025 compliant quality assurance processes.

Signed: _____Million Woudneh_____

For Axys Internal Use Only [XSL Template: Form3A.xsl; Created: 14-Aug-2015 13:51:22; Application: XMLTransformer-1.14.15;
Report Filename: GENERIC-SPECS_Pest_26-Jun-2015_MP51__Form3A_GS59942.html; Workgroup: WG51611; Design ID: 2302]

AXYS METHOD MLA-905 Rev 01

Form 3B
INITIAL CALIBRATION RELATIVE RESPONSES

AXYS ANALYTICAL SERVICES
2045 MILLS RD., SIDNEY, B.C., CANADA
V8L 5X2 TEL (250) 655-5800 FAX (250) 655-5811

Initial Calibration Date: 26-Jun-2015

Instrument ID: HR GC/MS

GC Column ID: DB17-MS

CS0 Data Filename: N/A

CS1 Data Filename: N/A

CS2 Data Filename: N/A

CS3 Data Filename: MP51_119G S: 3

CS4 Data Filename: MP51_119G S: 2

CS5 Data Filename: MP51_119G S: 1

CS6 Data Filename: MP51_119G S: 8

		RELATIVE RESPONSE (RR)								
LABELED COMPOUND	**LAB FLAG [1]**	**CS0**	**CS1**	**CS2**	**CS3**	**CS4**	**CS5**	**CS6**	**MEAN RR**	**CV (%RSD)[2]**
13C6-3-OH-Chrysene					1.51	1.58	1.62	1.27	1.49	10.5
13C6-1-OH-Benz[a]anthracene					1.41	1.52	1.51	1.17	1.40	11.7
d11-3-OH-Benzo[a]pyrene					1.03	1.12	1.16	0.75	1.01	18.3

(1) Where applicable, custom lab flags have been used on this report.
(2) QC limit is 35% for labeled compounds.

These data are validated and reported as accurate and in accord with AXYS Analytical Services Ltd. ISO17025 compliant quality assurance processes.
Signed: _____Million Woudneh_____

For Axys Internal Use Only [XSL Template: Form3B.xsl; Created: 14-Aug-2015 13:51:22; Application: XMLTransformer-1.14.15;
Report Filename: GENERIC-SPECS_Pest_26-Jun-2015_MP51__Form3B_GS59942.html; Workgroup: WG51611; Design ID: 2302]

AXYS METHOD MLA-905 Rev 01

Form 3C
INITIAL CALIBRATION ION ABUNDANCE RATIOS

AXYS ANALYTICAL SERVICES
2045 MILLS RD., SIDNEY, B.C., CANADA
V8L 5X2 TEL (250) 655-5800 FAX (250) 655-5811

Initial Calibration Date: 26-Jun-2015

Instrument ID: HR GC/MS

GC Column ID: DB17-MS

CS0 Data Filename: N/A
CS1 Data Filename: N/A
CS2 Data Filename: N/A
CS3 Data Filename: MP51_119G S: 3
CS4 Data Filename: MP51_119G S: 2
CS5 Data Filename: MP51_119G S: 1
CS6 Data Filename: MP51_119G S: 8

COMPOUND	LAB FLAG [1]	M/Z's FORMING RATIO	ION ABUNDANCE RATIO CS0	CS1	CS2	CS3	CS4	CS5	CS6	QC LIMITS[2]
3-OH-Chrysene		**316/301**				2.17	2.31	2.39	2.15	1.47-3.04
3-OH-Benzo[a]pyrene		**340/325**				6.56	5.82	6.07	4.96	3.80-7.90
9-OH-Benzo[a]pyrene		**340/325**				10.4	7.34	7.85	6.70	5.25-10.9
3-OH-Benz[a]anthracene		**316/301**				2.39	2.40	2.47	2.18	1.53-3.19

(1) Where applicable, custom lab flags have been used on this report.
(2) QC limits are +/- 20% of the theoretical ion ratios for calibration standards CS2 to CS5, and +/- 50% for calibration standard CS1.

These data are validated and reported as accurate and in accord with AXYS Analytical Services Ltd. ISO17025 compliant quality assurance processes.
Signed: _____Million Woudneh_____

For Axys Internal Use Only [XSL Template: Form3C.xsl; Created: 14-Aug-2015 13:51:22; Application: XMLTransformer-1.14.15;
Report Filename: GENERIC-SPECS_Pest_26-Jun-2015_MP51__Form3C_GS59942.html; Workgroup: WG51611; Design ID: 2302]

AXYS METHOD MLA-905 Rev 01

Form 3D
INITIAL CALIBRATION ION ABUNDANCE RATIOS

AXYS ANALYTICAL SERVICES
2045 MILLS RD., SIDNEY, B.C., CANADA
V8L 5X2 TEL (250) 655-5800 FAX (250) 655-5811

Initial Calibration Date: 26-Jun-2015

Instrument ID: HR GC/MS

GC Column ID: DB17-MS

CS0 Data Filename: N/A

CS1 Data Filename: N/A

CS2 Data Filename: N/A

CS3 Data Filename: MP51_119G S: 3

CS4 Data Filename: MP51_119G S: 2

CS5 Data Filename: MP51_119G S: 1

CS6 Data Filename: MP51_119G S: 8

LABELED COMPOUND	LAB FLAG[1]	M/Z's FORMING RATIO	ION ABUNDANCE RATIO CS0	CS1	CS2	CS3	CS4	CS5	CS6	QC LIMITS[2]
13C6-3-OH-Chrysene		**322/307**				2.28	2.36	2.31	2.13	1.48-3.06
13C6-1-OH-Benz[a]anthracene		**322/307**				2.75	2.86	2.80	2.58	1.79-3.71
d11-3-OH-Benzo[a]pyrene		**351/336**				6.52	6.83	7.01	5.93	4.27-8.87

(1) Where applicable, custom lab flags have been used on this report.

These data are validated and reported as accurate and in accord with AXYS Analytical Services Ltd. ISO17025 compliant quality assurance processes.
Signed: _____Million Woudneh_____

For Axys Internal Use Only [XSL Template: Form3D.xsl; Created: 14-Aug-2015 13:51:22; Application: XMLTransformer-1.14.15;
Report Filename: GENERIC-SPECS_Pest_26-Jun-2015_MP51__Form3D_GS59942.html; Workgroup: WG51611; Design ID: 2302]

AXYS METHOD MLA-905 Rev 01

Form 4A
CALIBRATION VERIFICATION

AXYS ANALYTICAL SERVICES
2045 MILLS RD., SIDNEY, B.C., CANADA
V8L 5X2 TEL (250) 655-5800 FAX (250) 655-5811

Initial Calibration Date:	26-Jun-2015	**VER Data Filename:**	MP51_119G S: 1
Instrument ID:	HR GC/MS	**Analysis Date:**	26-Jun-2015
GC Column ID:	DB17-MS	**Analysis Time:**	22:00:09

COMPOUND	CAS NO.	LAB FLAG [1]	m/e ION CHANNELS	ION ABUND. RATIO	QC LIMITS	CONC. FOUND (ng/mL)	CONC. RANGE (ng/mL)
3-OH-Chrysene	63019-39-6		316/301	2.39	1.55-3.23	49.4	35.8-66.6
3-OH-Benzo[a]pyrene	13345-21-6		340/325	5.92	3.85-7.99	42.9	36.6-68.0
9-OH-Benzo[a]pyrene	17573-21-6		340/325	7.85	5.10-10.6	47.5	35.9-66.7
3-OH-Benz[a]anthracene	4834-35-9		316/301	2.47	1.61-3.33	52.5	35.4-65.8

(1) Where applicable, custom lab flags have been used on this report.

These data are validated and reported as accurate and in accord with AXYS Analytical Services Ltd. ISO17025 compliant quality assurance processes.
Signed: _____Angela Schlak_____

For Axys Internal Use Only [XSL Template: Pest4A.xsl; Created: 14-Aug-2015 13:51:22; Application: XMLTransformer-1.14.15;
Report Filename: GENERIC-SPECS_Pest_MP51_119GS1__Form4A_SJ1903231.html; Workgroup: WG51611; Design ID: 2302]

AXYS METHOD MLA-905 Rev 01

Form 4B
CALIBRATION VERIFICATION

AXYS ANALYTICAL SERVICES
2045 MILLS RD., SIDNEY, B.C., CANADA
V8L 5X2 TEL (250) 655-5800 FAX (250) 655-5811

Initial Calibration Date:	26-Jun-2015	**VER Data Filename:**	MP51_119G S: 1
Instrument ID:	HR GC/MS	**Analysis Date:**	26-Jun-2015
GC Column ID:	DB17-MS	**Analysis Time:**	22:00:09

LABELED COMPOUND	CAS NO.	LAB FLAG [1]	m/e ION CHANNELS	ION ABUND. RATIO	QC LIMITS	CONC. FOUND (ng/mL)	CONC. RANGE (ng/mL)
13C6-3-OH-Chrysene			322/307	2.31	1.50-3.12	278	126-379
13C6-1-OH-Benz[a]anthracene			322/307	2.80	1.82-3.78	277	126-378
d11-3-OH-Benzo[a]pyrene			351/336	7.01	4.56-9.46	292	49.8-299

(1) Where applicable, custom lab flags have been used on this report.

These data are validated and reported as accurate and in accord with AXYS Analytical Services Ltd. ISO17025 compliant quality assurance processes.
Signed: _____Angela Schlak_____

For Axys Internal Use Only [XSL Template: Pest4B.xsl; Created: 14-Aug-2015 13:51:22; Application: XMLTransformer-1.14.15;
Report Filename: GENERIC-SPECS_Pest_MP51_119GS1__Form4B_SJ1903231.html; Workgroup: WG51611; Design ID: 2302]

www.axysanalytical.com

Experiment : MP-DB17MS-1_03
GC Program : MP-DB17MS-1_01
Column type : DB17-MS
Serial # : USB503442H
kPa : 143
Vol injected: 2.0uL
PMT Voltage : 399

Temps -source: 250
-s resv: 160
-re_ent: 270
-cap_1 : 270
-cap_2 : 270

Tune : TD
List : TD
Check :
LIMS :
Logfile:

Date -list : 17-JUL-2015
-liner : 17-JUL-2015
-septum: 17-JUL-2015
-guard : 30CM 17-JuL-2014
-column: NEW 26-JUN-2010
-t line: NEW26-JUN-2015

#	Data file	S	V	Sample Text	Comments	Acquisition Date/Time
1	MP51_134	1	1	MP004E-CAL,,/03	1,,2.0uL CS-5/Cal	17-JUL-15 13:50:52
2	MP51_134	2	2	MP004E-CAL,,/03	1,,2.0uL CS-5/Cal	17-JUL-15 14:31:26
3	MP51_134	3	3	MP004D-CAL,,/03	1,,2.0uL CS-4	17-JUL-15 15:25:19
4	MP51_134	4	4	MP004C-CAL,,/03	1,,2.0uL CS-3	17-JUL-15 15:59:24
5	MP51_134	5	5	MP004B-CAL,,/03	1,,2.0uL CS-2	17-JUL-15 16:33:30
6	MP51_134	6	6	MP004A-CAL,,/03	1,,2.0uL CS-1/Sens	17-JUL-15 17:07:38
7	MP51_134	7	7	MP004H-CAL,,/03	1,,2.0uL CS-8	17-JUL-15 17:41:43
8	MP51_134	8	8	MP004G-CAL,,/03	1,,2.0uL CS-7	17-JUL-15 18:15:50
9	MP51_134	9	9	MP004F-CAL,,/03	1,,2.0uL CS-6	17-JUL-15 18:49:57
10	MP51_134	10	10	WG51611-102,WI2,SPM	4,WG51611,2.0/800uL	17-JUL-15 19:24:02
11	MP51_134	11	11	Toluene,,	1,,1.0uL	17-JUL-15 19:58:09
12	MP51_134	12	12	WG51611-104,I2,BLK	1,WG51611,2.0/200uL	17-JUL-15 20:32:13
13	MP51_134	13	13	L22965-49,I2,	1,WG51611,2.0/200uL	17-JUL-15 21:06:24
14	MP51_134	14	14	L22965-51,I2,	1,WG51611,2.0/200uL	17-JUL-15 21:40:30
15	MP51_134	15	15	L23367-1,I2,	1,WG51611,2.0/200uL	17-JUL-15 22:14:36
16	MP51_134	16	16	L22965-21,WI2,	4,WG51611,2.0/800uL	17-JUL-15 22:48:43
17	MP51_134	17	17	L23367-2,I2,	1,WG51611,2.0/200uL	17-JUL-15 23:22:48
18	MP51_134	18	18	L22965-23,WI2,	4,WG51611,2.0/800uL	17-JUL-15 23:56:54
19	MP51_134	19	19	L22965-52,WI2,	4,WG51611,2.0/800uL	18-JUL-15 00:31:01
20	MP51_134	20	20	MP004E-CAL,,/03	1,,2.0uL CS-5/Cal	18-JUL-15 01:05:05
21	MP51_134	21	21	Toluene,,	1,,1.0uL	18-JUL-15 01:39:12
22	MP51_134	22	22	L22965-24,WI2,	4,WG51611,2.0/800uL	18-JUL-15 02:13:19
23	MP51_134	23	23	L23367-5,I22,	1,WG51611,2.0/200uL	18-JUL-15 02:47:25
24	MP51_134	24	24	L22965-22,WI2,	4,WG51611,2.0/800uL	18-JUL-15 03:21:32
25	MP51_134	25	25	L23367-6,I22,	1,WG51611,2.0/200uL	18-JUL-15 03:55:32
26	MP51_134	26	26	L23367-10,WI2,	4,WG51611,2.0/800uL	18-JUL-15 04:29:37
27	MP51_134	27	27	L22965-50,I2,	1,WG51611,2.0/200uL	18-JUL-15 05:03:44
28	MP51_134	28	28	L23367-9,WI2,	4,WG51611,2.0/800uL	18-JUL-15 05:37:48
29	MP51_134	29	29	L23367-7,WI2,	4,WG51611,2.0/800uL	18-JUL-15 06:11:55
30	MP51_134	30	30	L23367-8,WI2,	4,WG51611,2.0/800uL	18-JUL-15 06:46:00
31	MP51_134	31	31	L23367-4,WI2,	4,WG51611,2.0/800uL	18-JUL-15 07:20:06
32	MP51_134	32	32	L23367-3,WI2,	4,WG51611,2.0/800uL	18-JUL-15 07:54:14
33	MP51_134	33	33	WG51611-103,I2,SAR	1,WG51611,2.0/200uL	18-JUL-15 08:28:20
34	MP51_134	34	34	MP004E-CAL,,/03	1,,1.0uL Cal	18-JUL-15 09:02:25
35	MP51_134	35	35	MP004E-CAL,,/03	1,,1.0uL Cal	18-JUL-15 09:36:31

Approved by DT
17 Jul 15

Peak Locate Examination:17-JUL-2015:13:39 File:MP51_134CAL1
Experiment:MP-DB17MS-1_03 Function:1 Reference:PFK_1668A

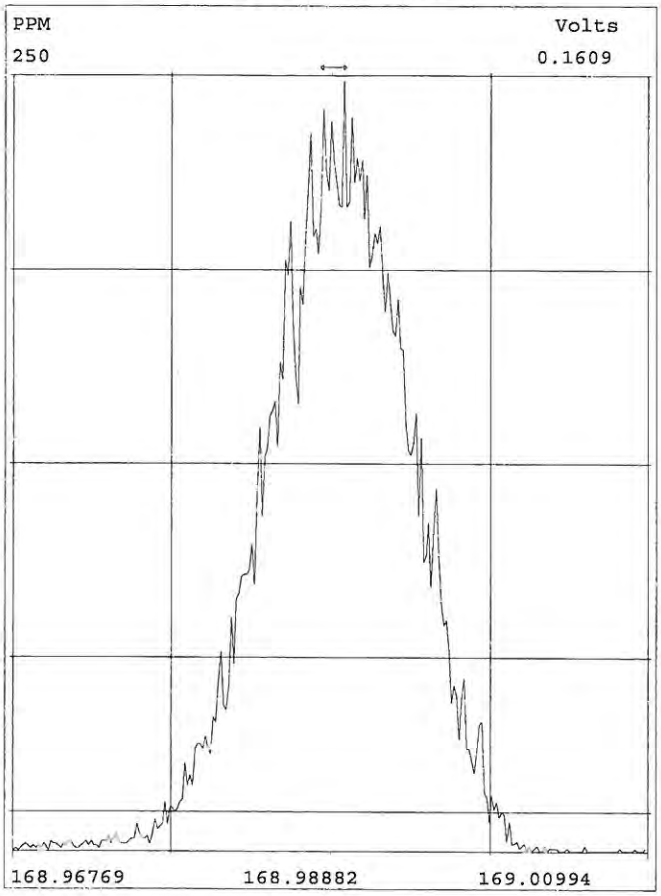

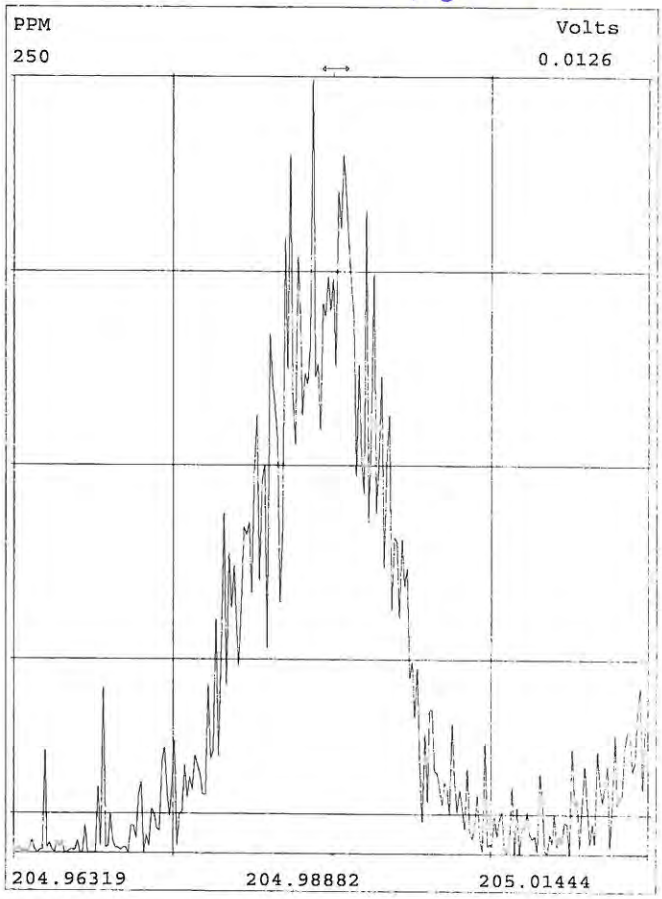

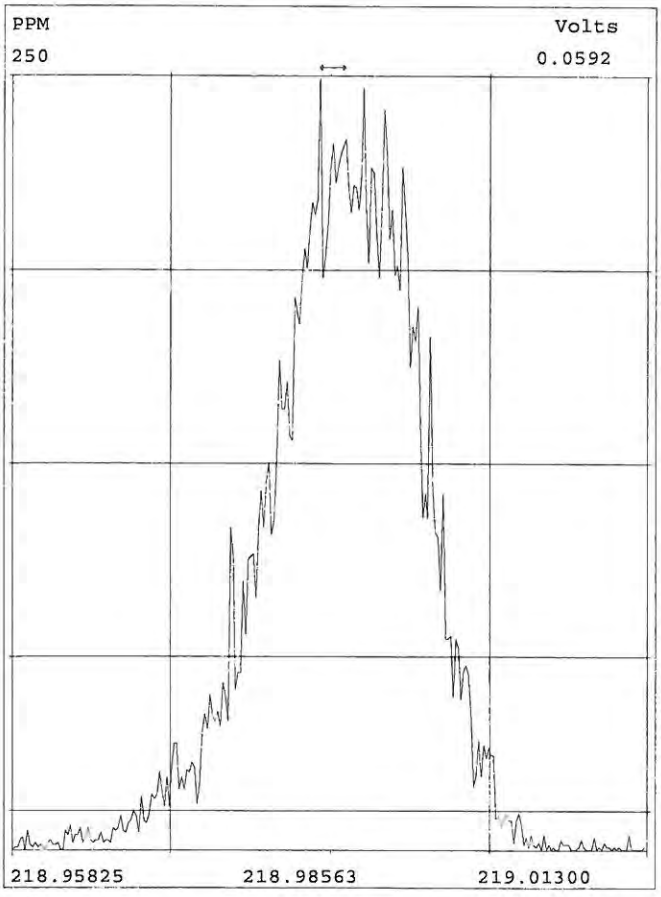

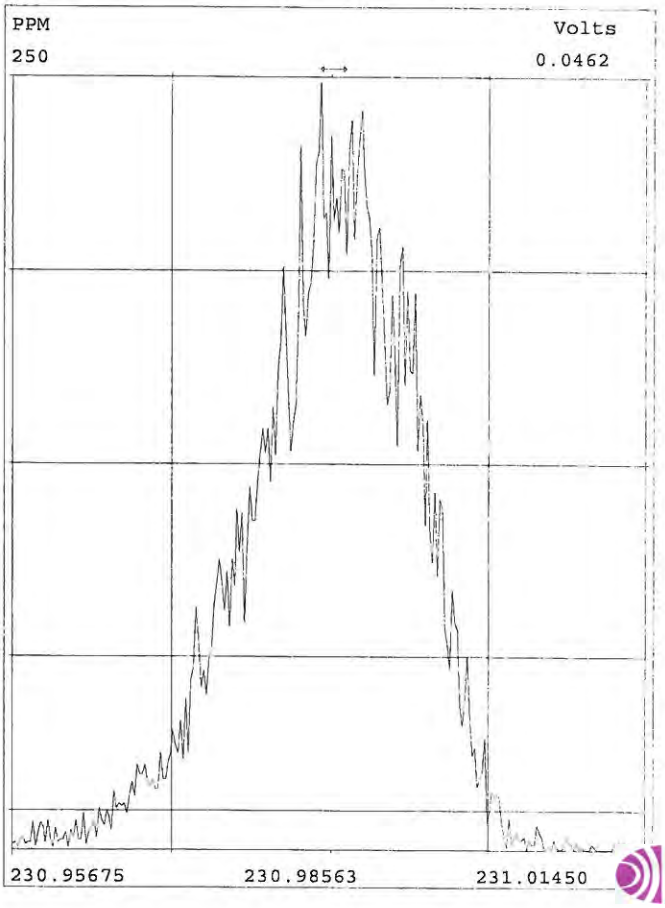

Peak Locate Examination:17-JUL-2015:13:40 File:MP51_134CAL1
Experiment:MP-DB17MS-1_03 Function:2 Reference:PFK_1668A

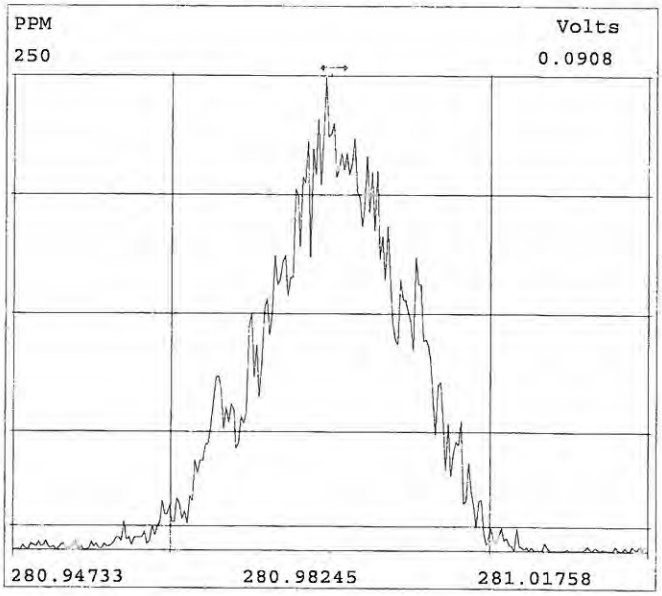

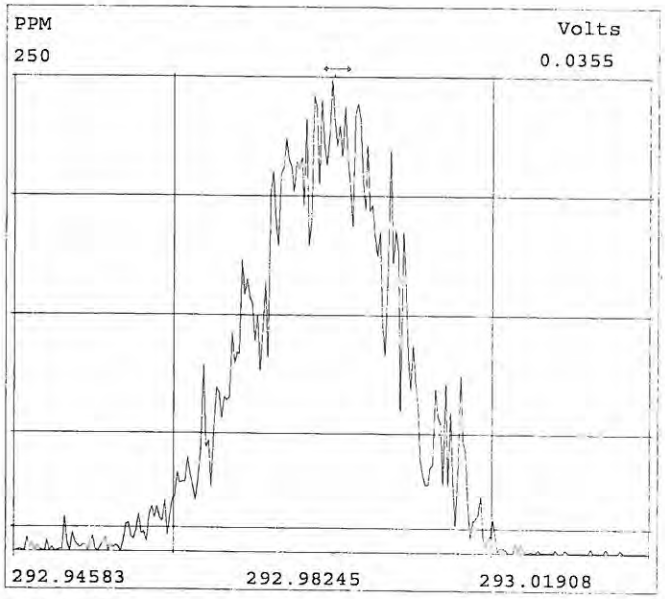

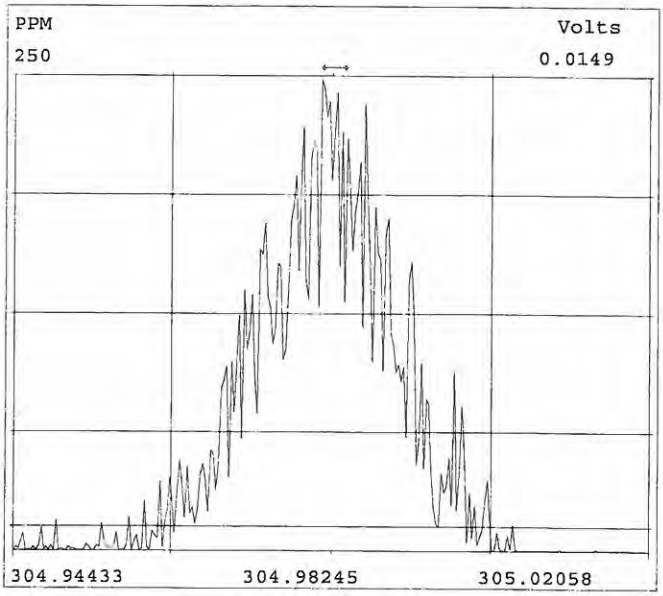

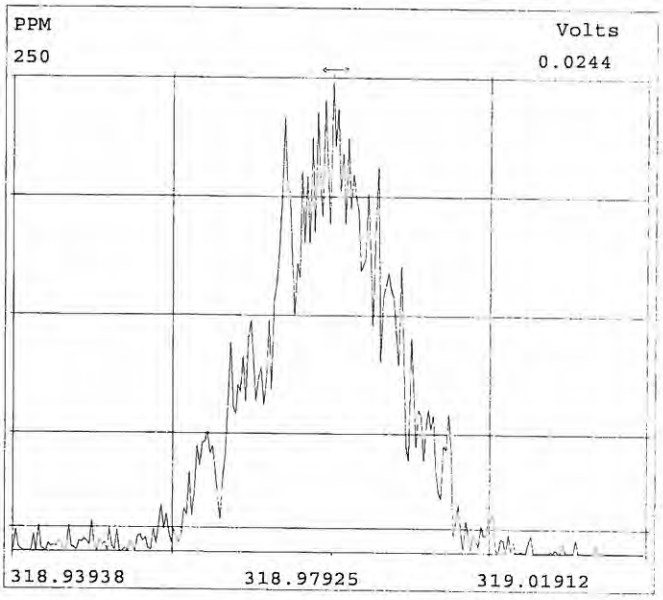

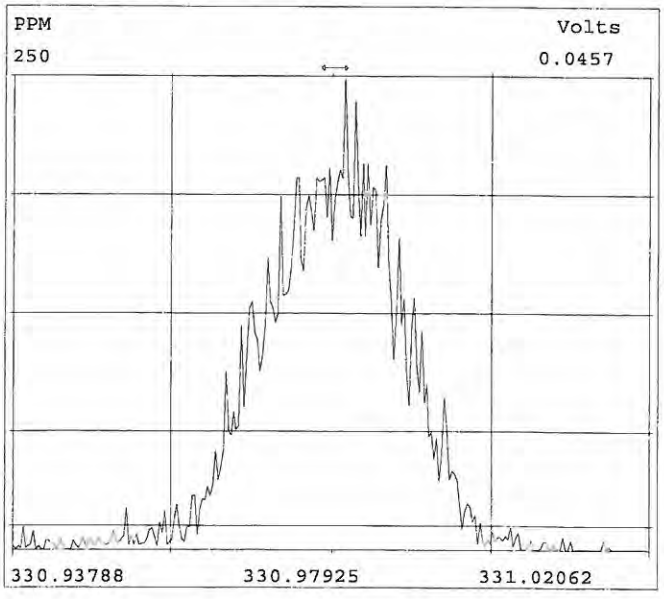

Peak Locate Examination:17-JUL-2015:13:40 File:MP51_134CAL1
Experiment:MP-DB17MS-1_03 Function:3 Reference:PFK_1668A



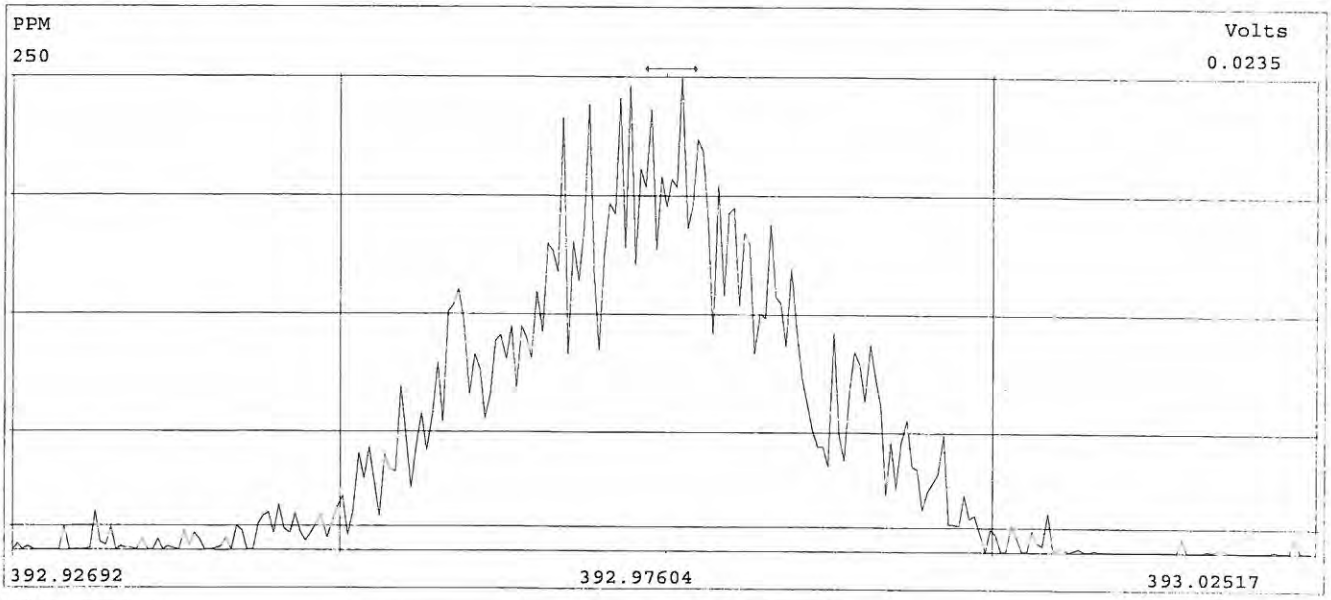

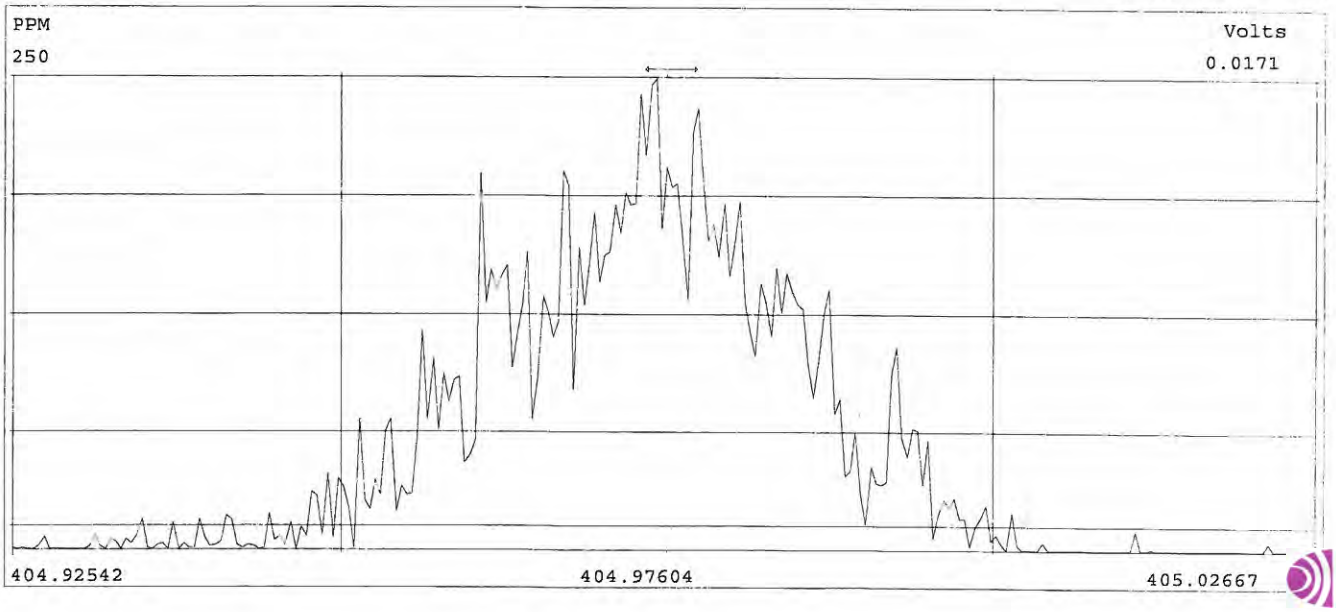

Peak Locate Examination:17-JUL-2015:13:40 File:MP51_134CAL1
Experiment:MP-DB17MS-1_03 Function:4 Reference:PFK_1668A

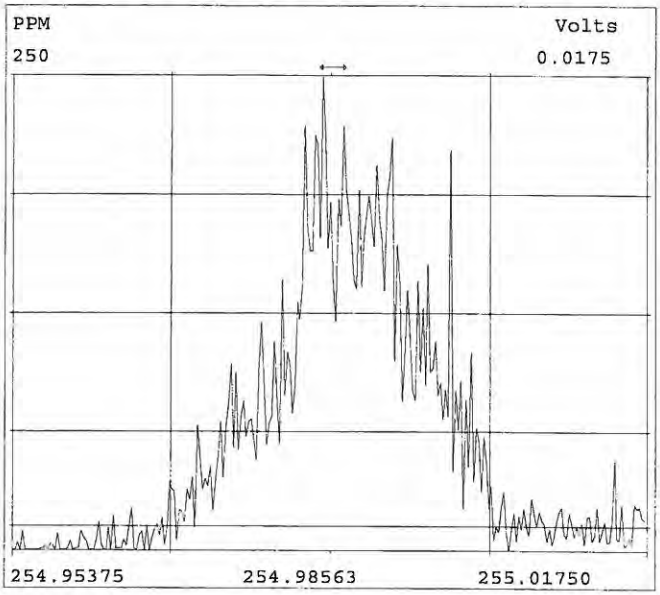

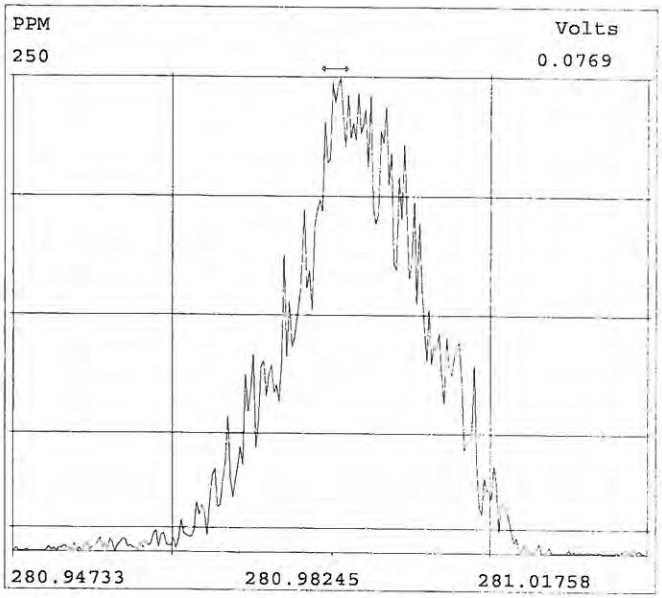

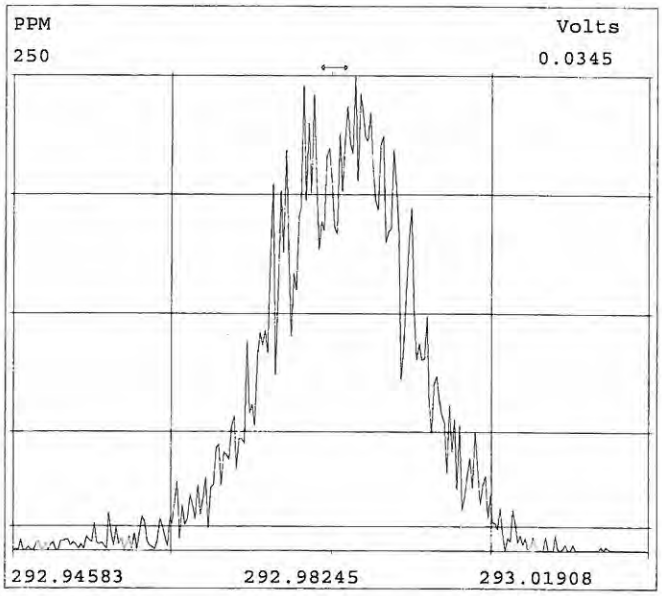

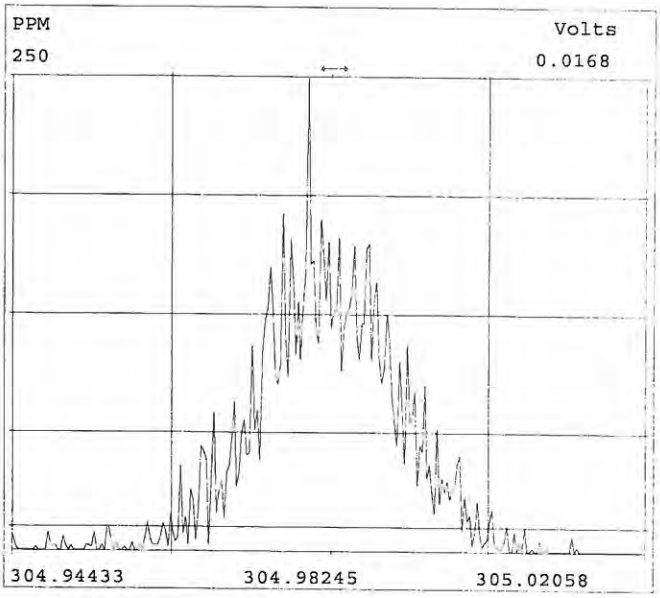

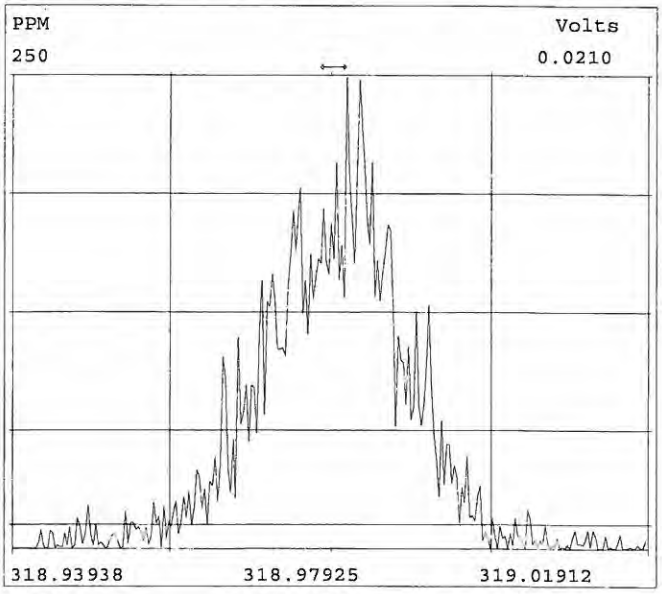

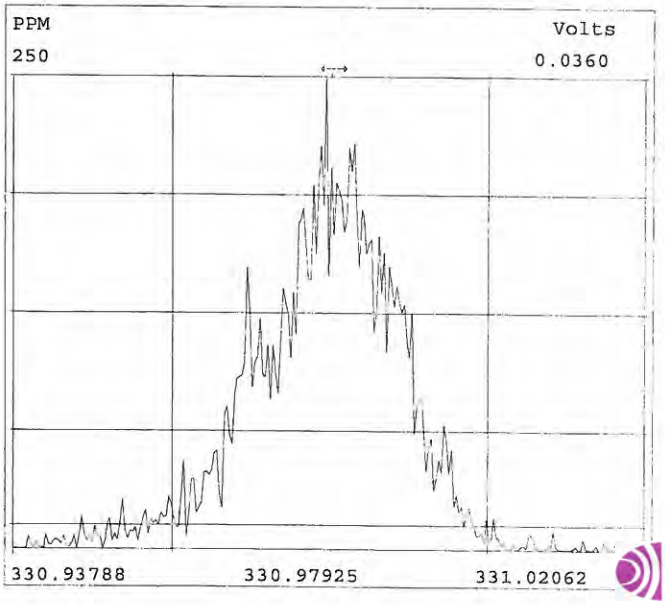

Peak Locate Examination:17-JUL-2015:13:45 File:MP51_134CAL1
Experiment:MP-DB17MS-1_03 Function:5 Reference:PFK_1668A

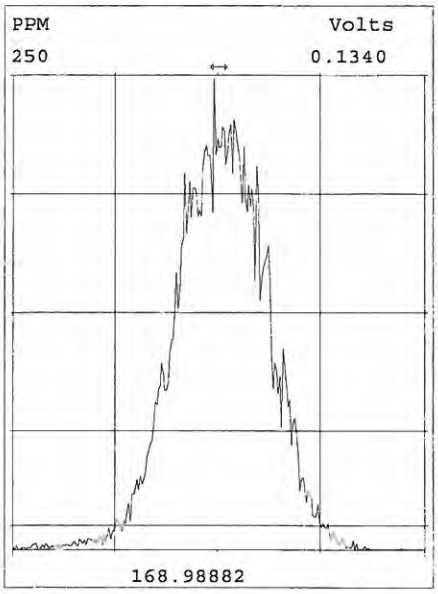

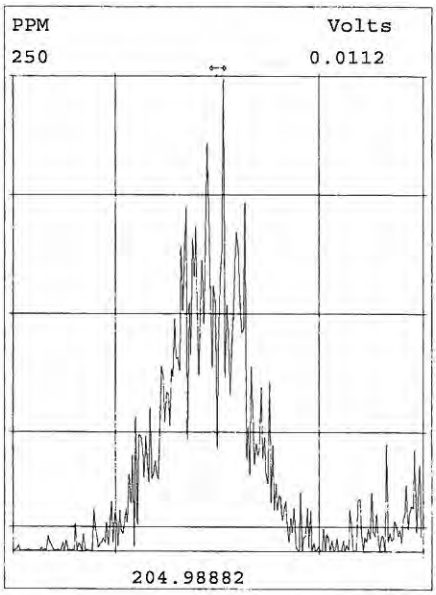

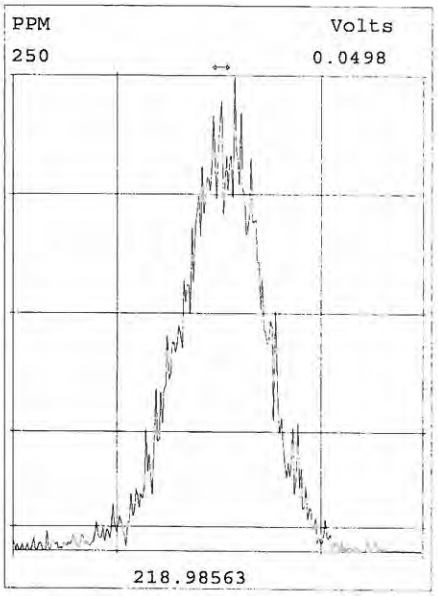

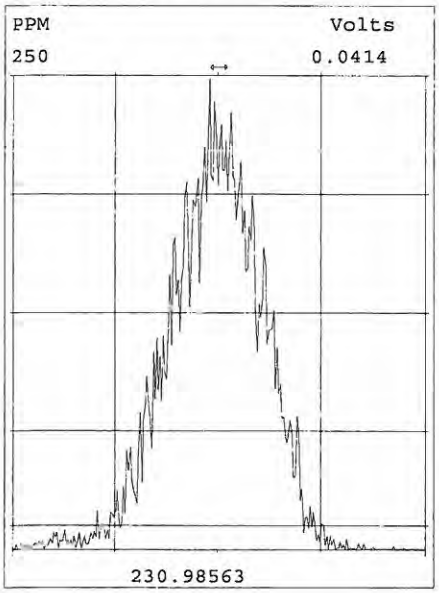

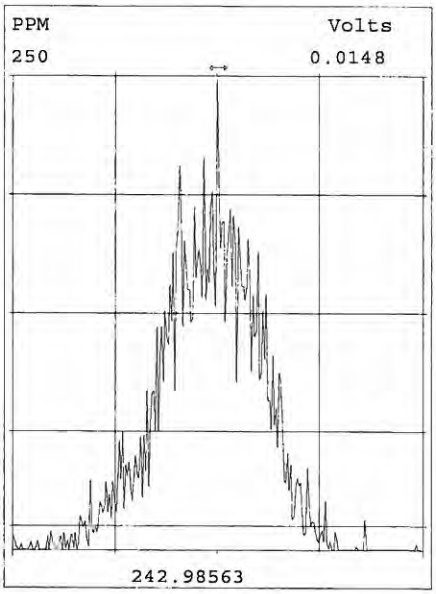

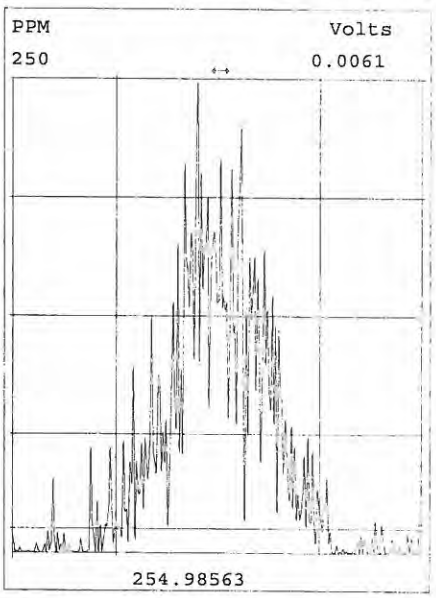

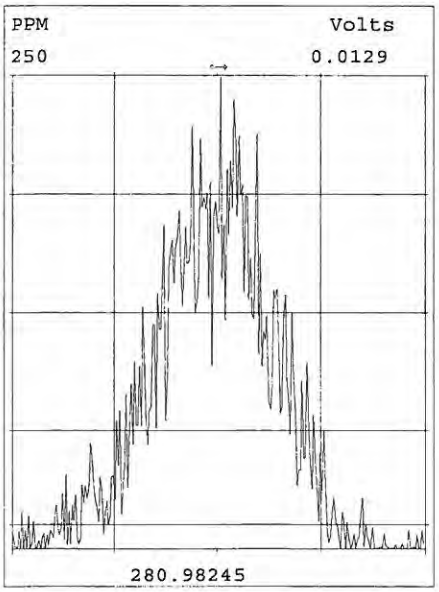

Peak Locate Examination:17-JUL-2015:13:46 File:MP51_134CAL1
Experiment:MP-DB17MS-1_03 Function:6 Reference:PFK_1668A

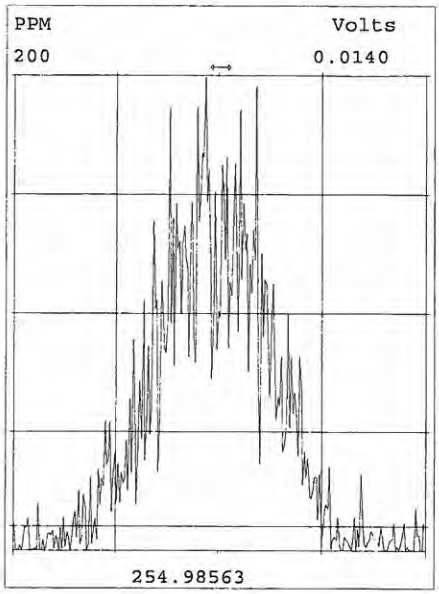

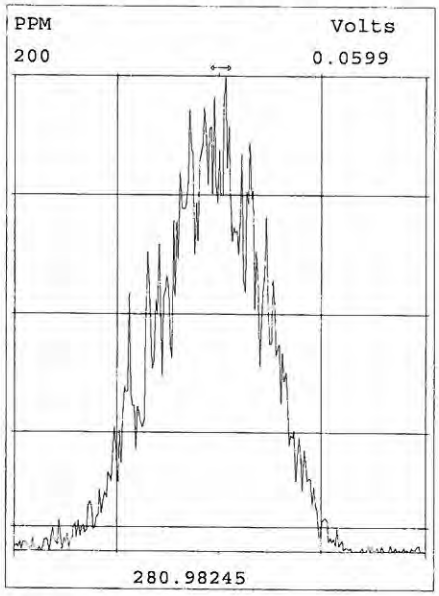

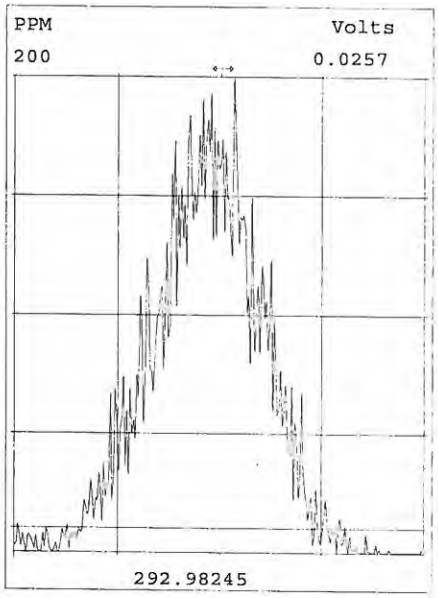

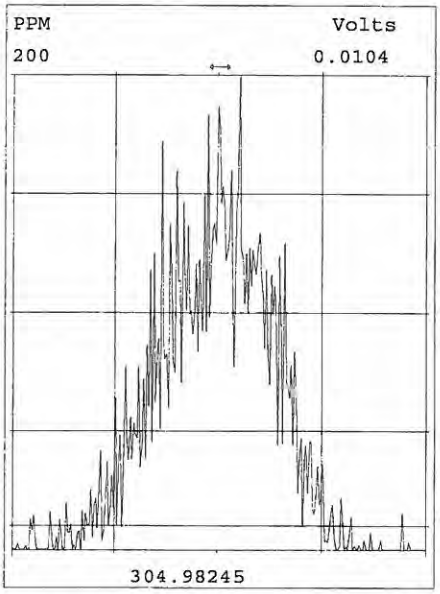

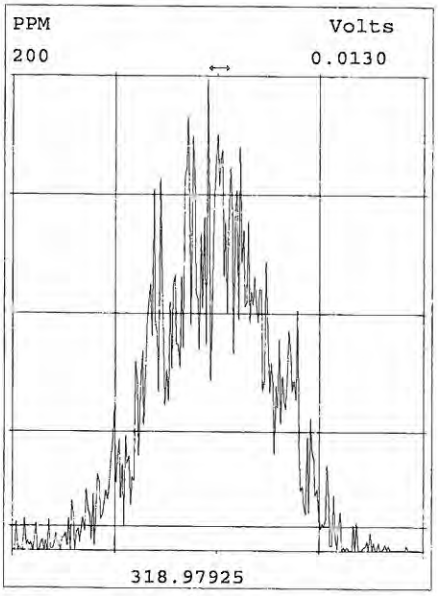

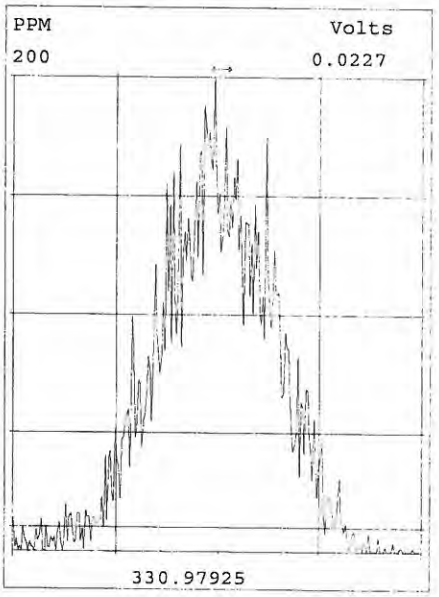

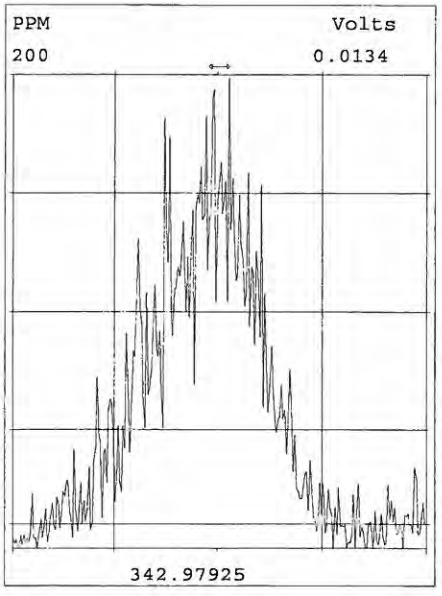

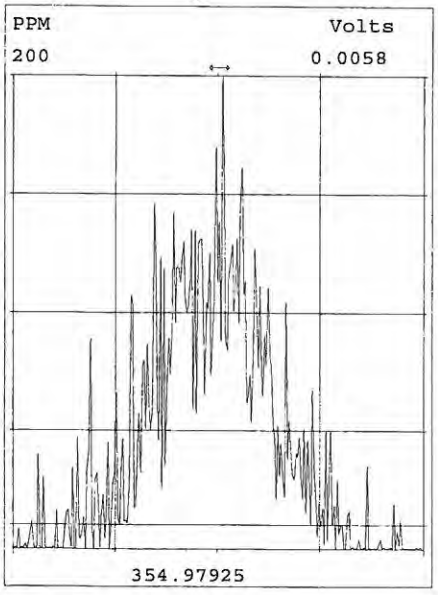

www.axysanalytical.com

Approved by D
18 Jul 15

Peak Locate Examination:18-JUL-2015:10:14 File:MP51_134CAL2
Experiment:MP-DB17MS-1_03 Function:1 Reference:PFK_1668A

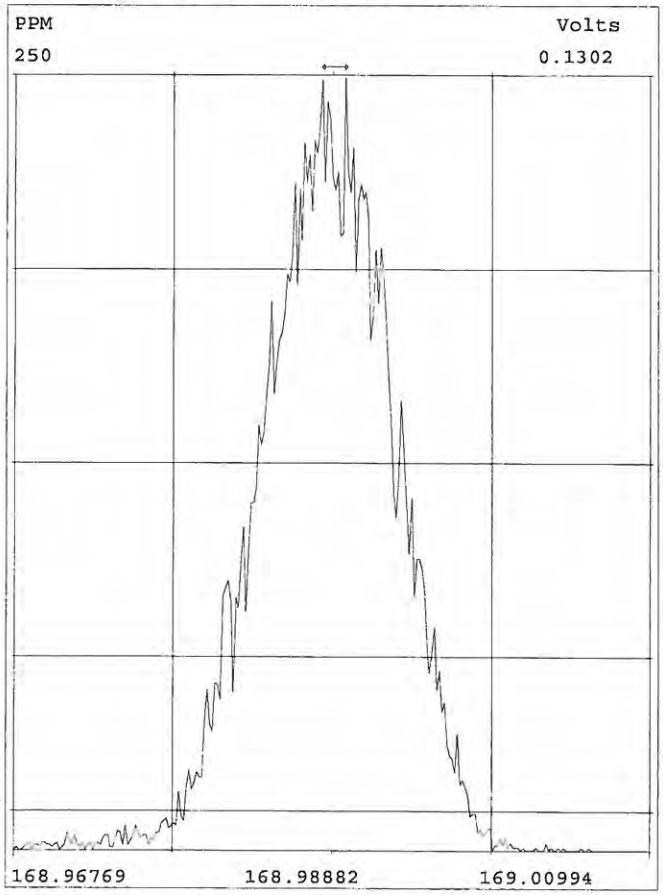

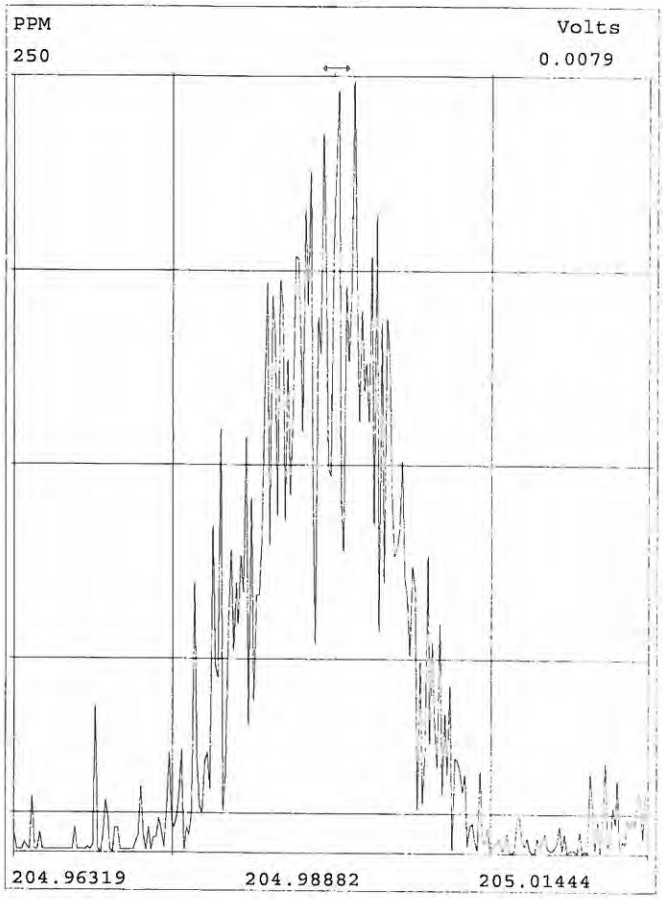

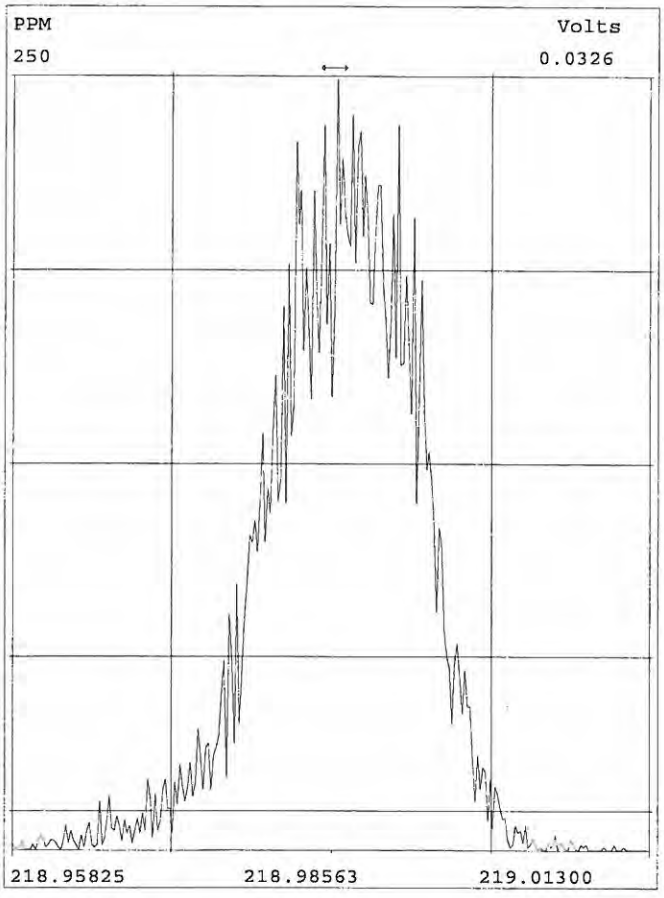

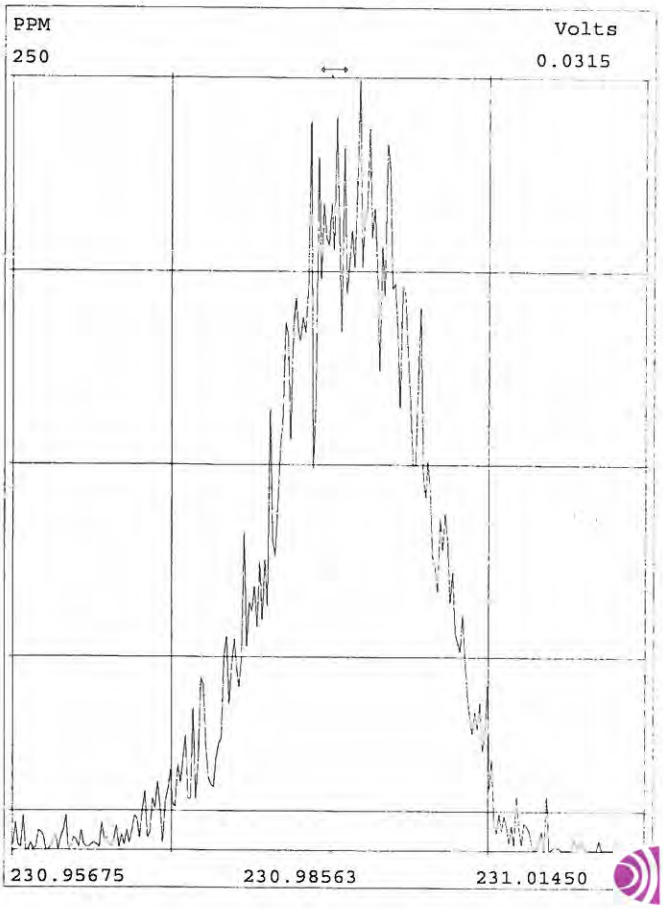

Peak Locate Examination:18-JUL-2015:10:15 File:MP51_134CAL2
Experiment:MP-DB17MS-1_03 Function:2 Reference:PFK_1668A

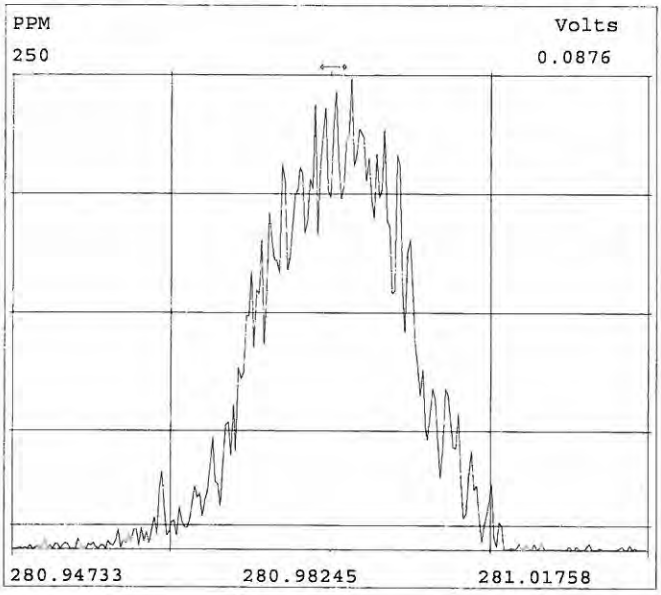

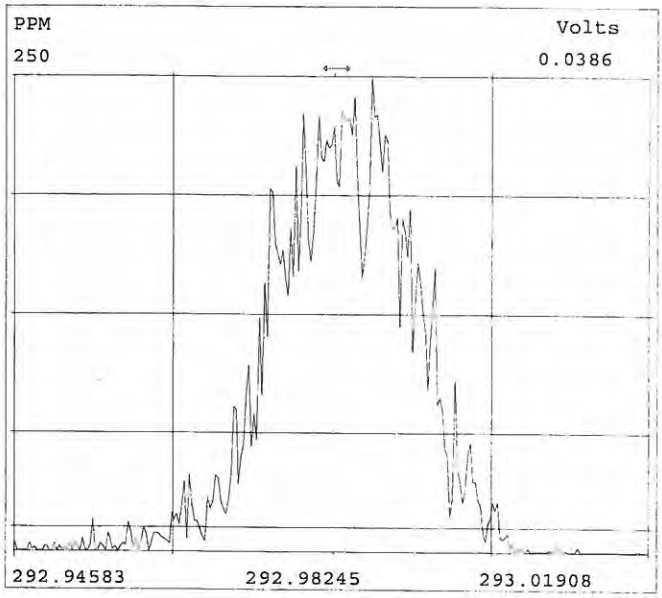

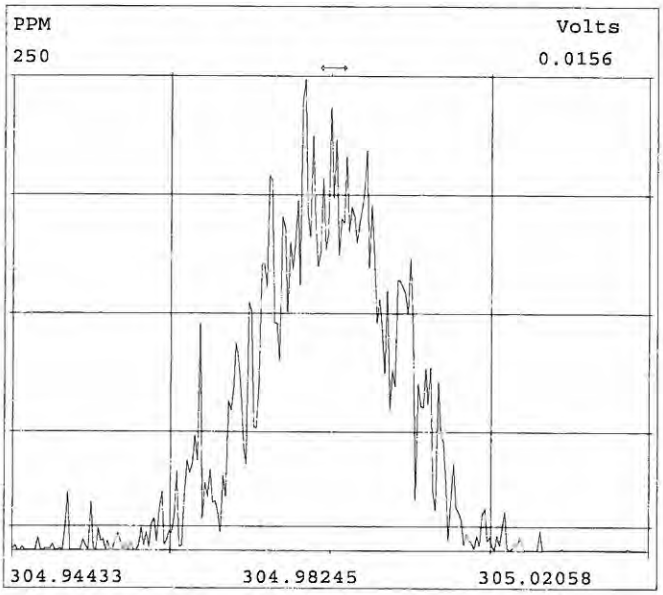

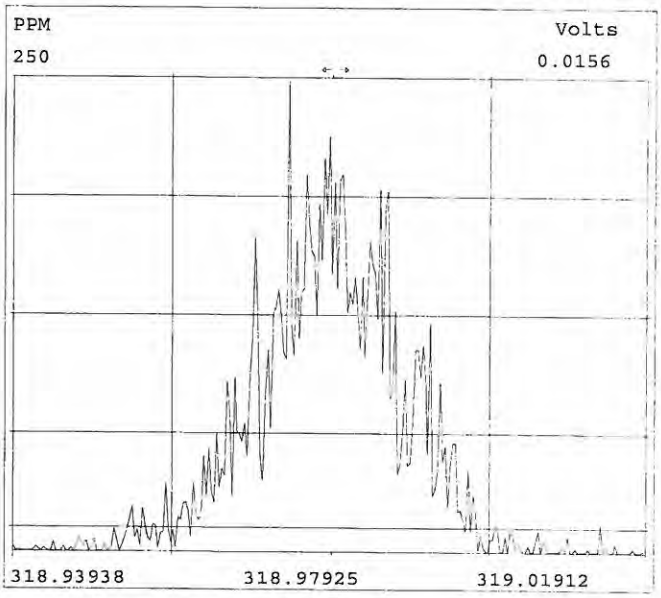

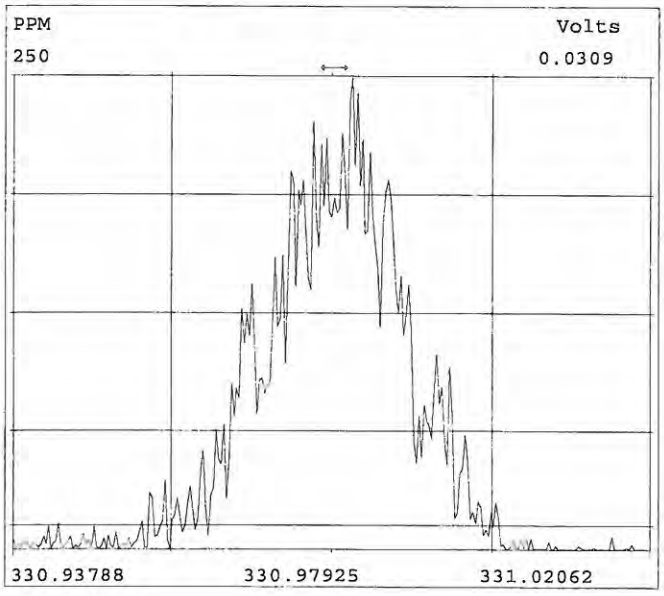

Peak Locate Examination:18-JUL-2015:10:15 File:MP51_134CAL2
Experiment:MP-DB17MS-1_03 Function:3 Reference:PFK_1668A

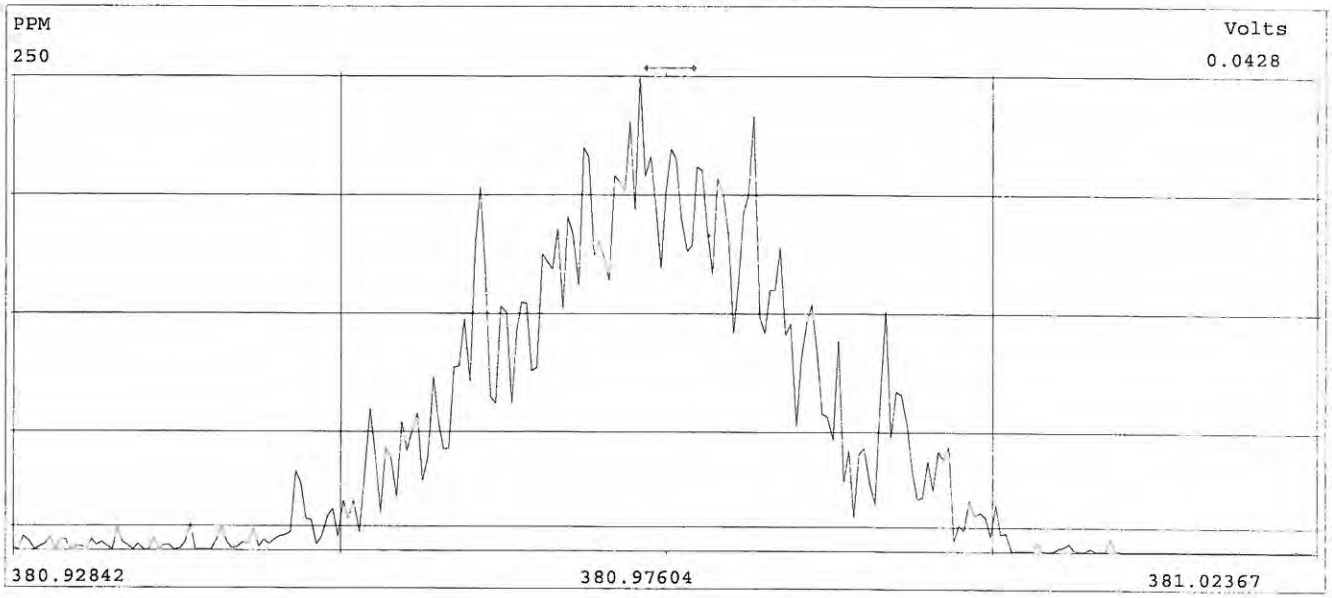

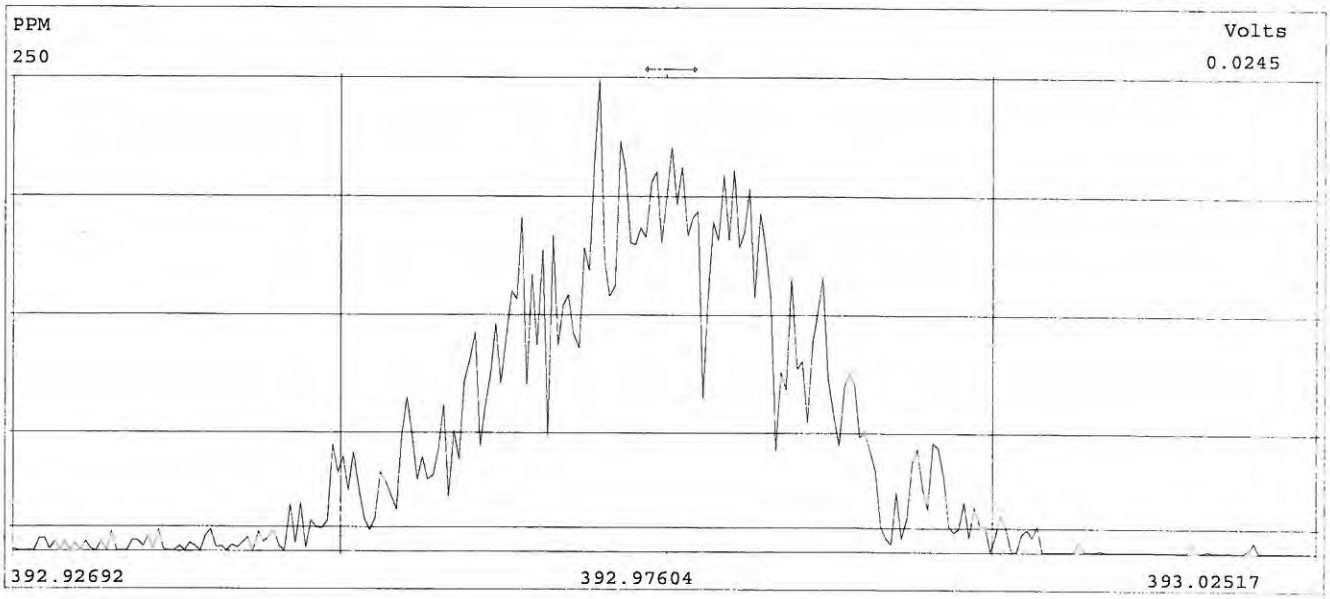

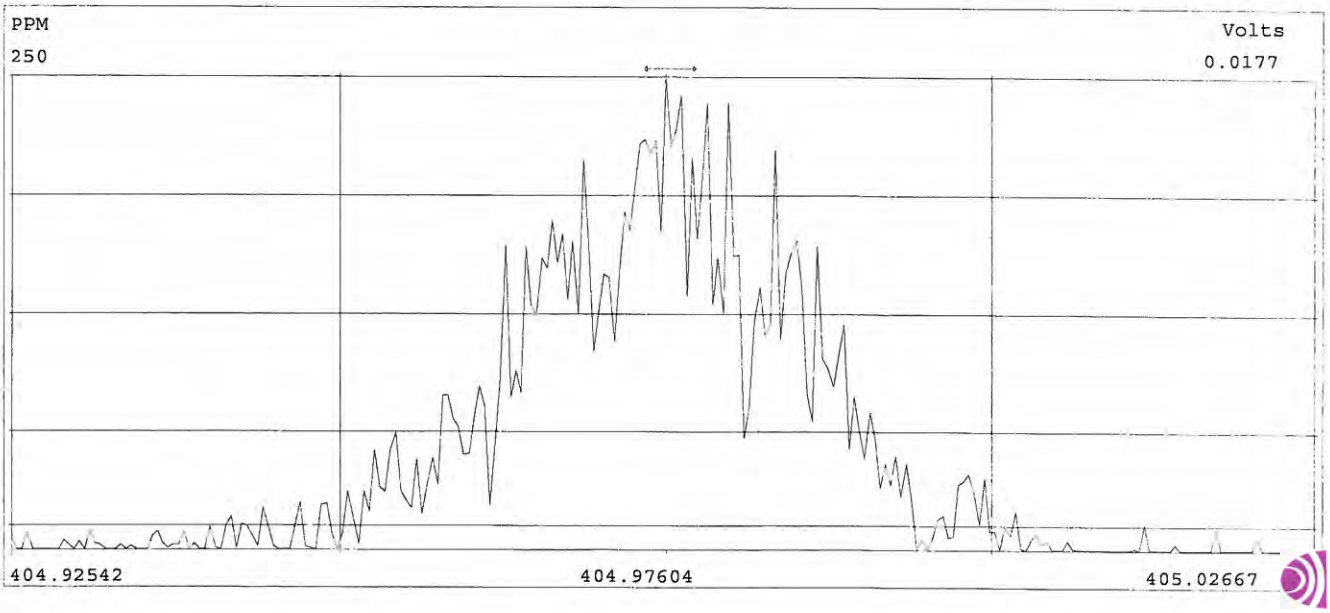

Peak Locate Examination:18-JUL-2015:10:15 File:MP51_134CAL2
Experiment:MP-DB17MS-1_03 Function:4 Reference:PFK_1668A

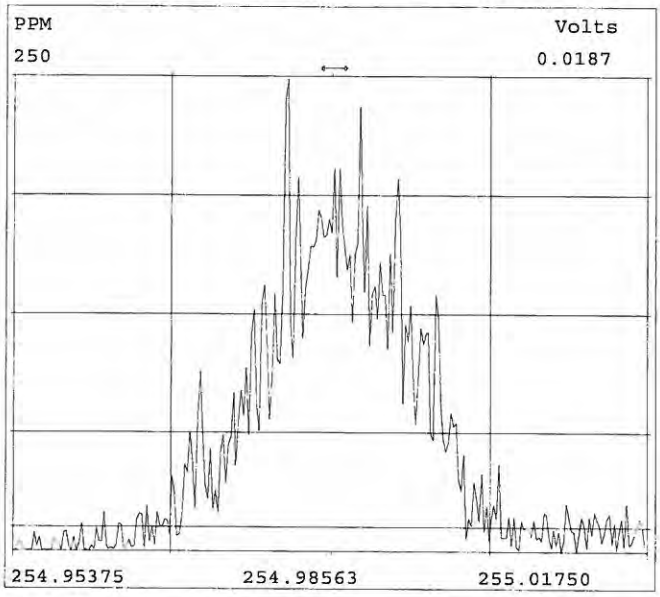

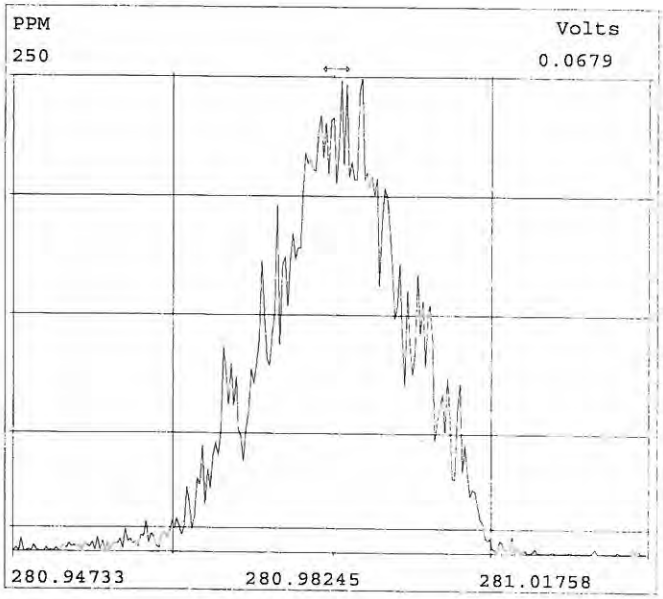

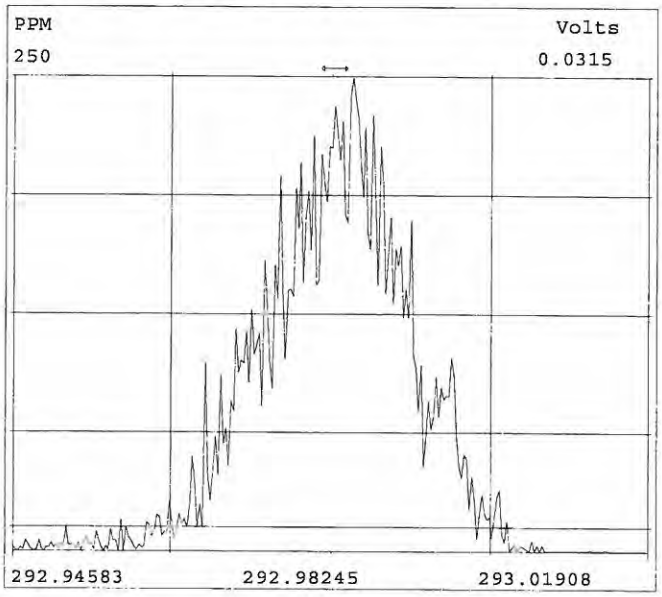

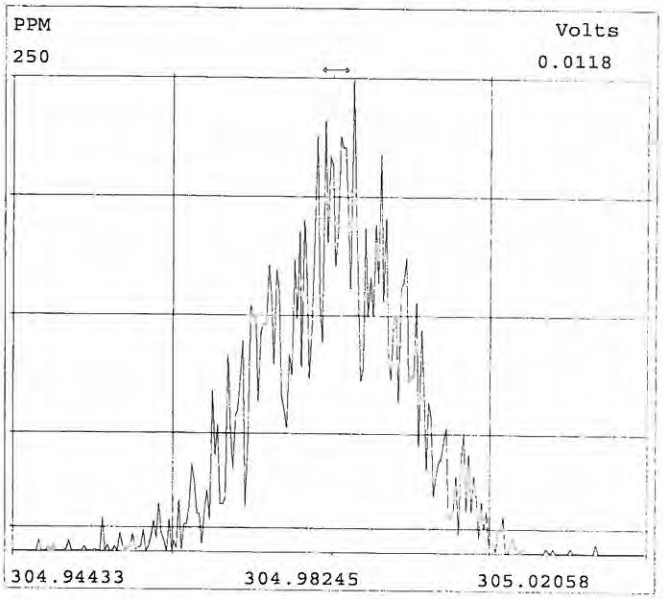

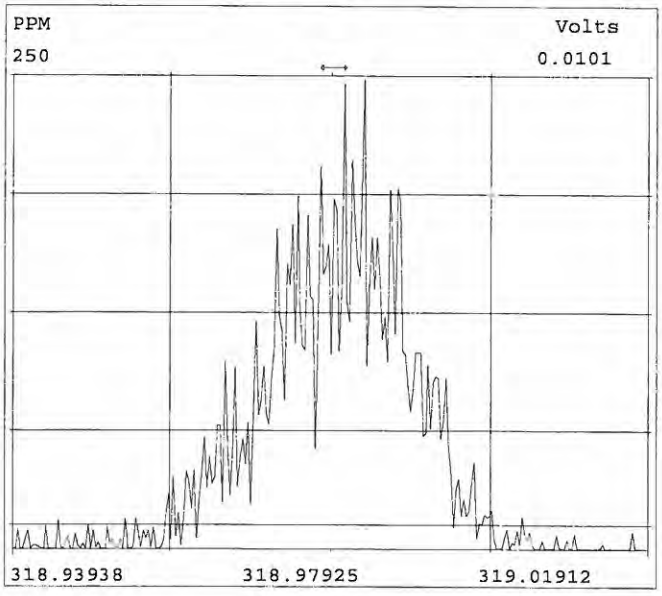

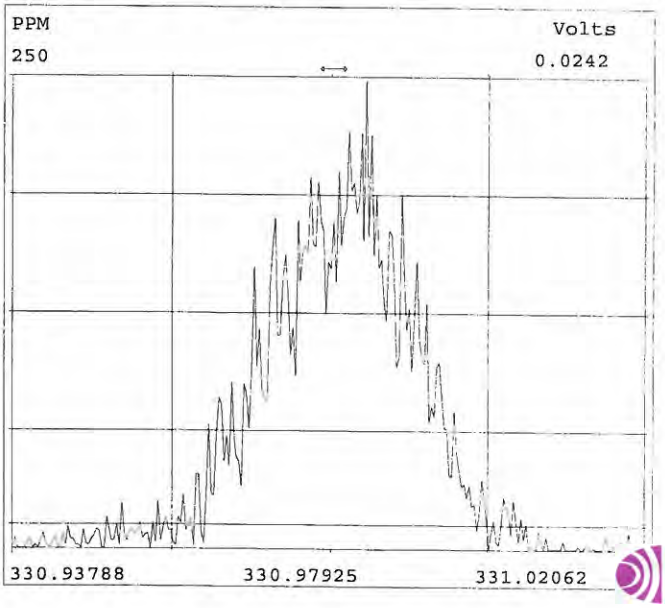

Peak Locate Examination:18-JUL-2015:10:16 File:MP51_134CAL2
Experiment:MP-DB17MS-1_03 Function:5 Reference:PFK_1668A

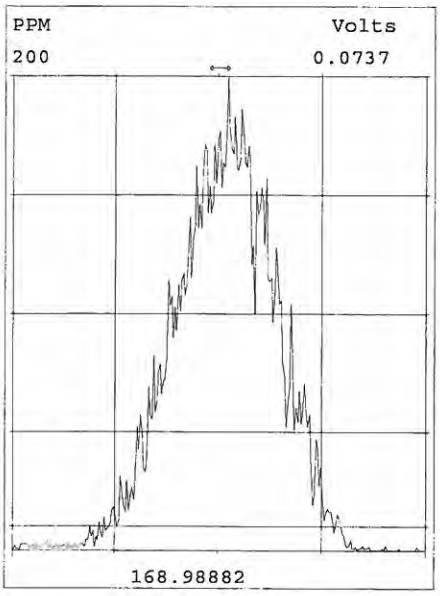

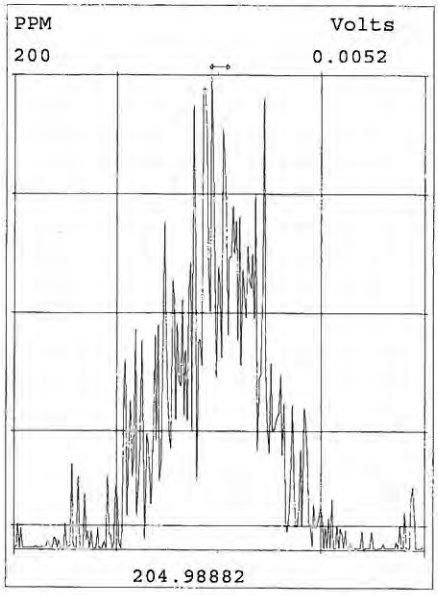

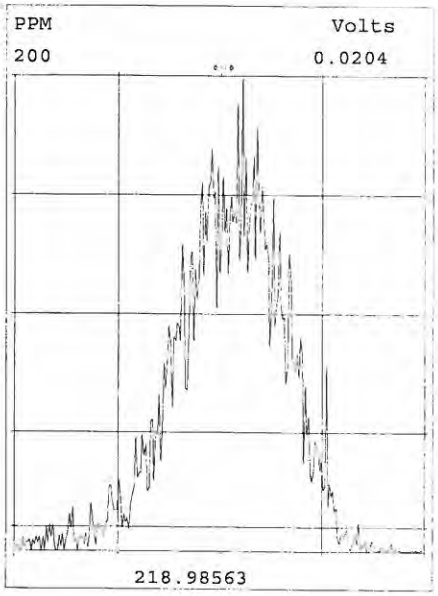

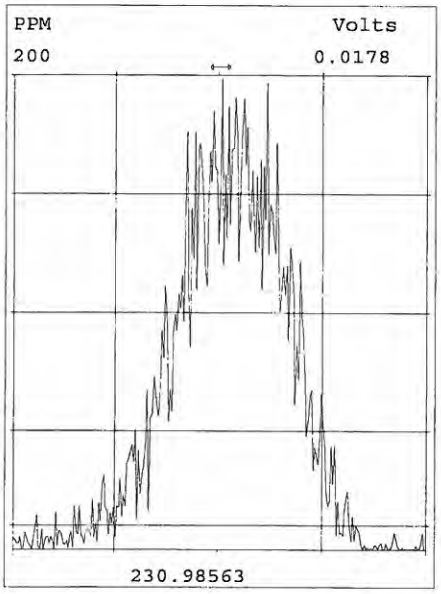

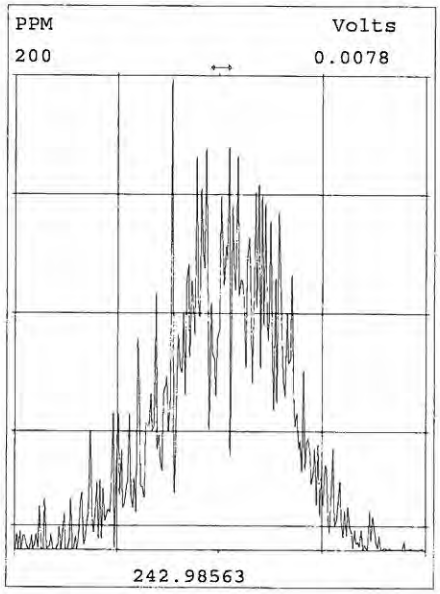

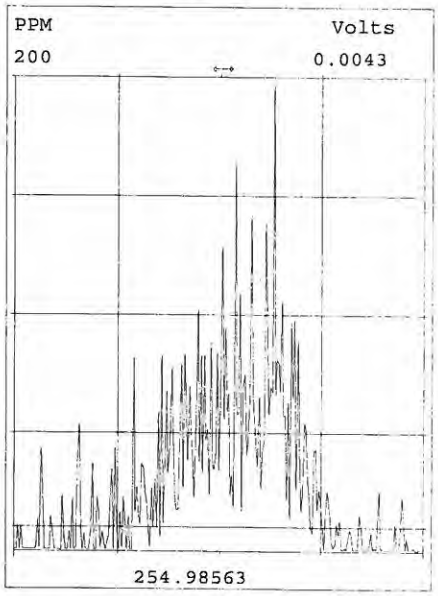

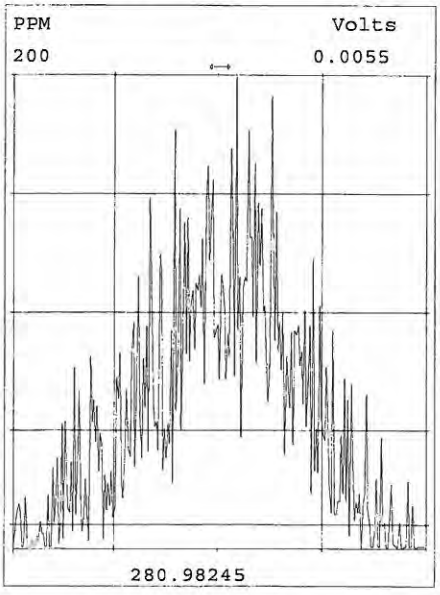

Peak Locate Examination:18-JUL-2015:10:16 File:MP51_134CAL2
Experiment:MP-DB17MS-1_03 Function:6 Reference:PFK_1668A

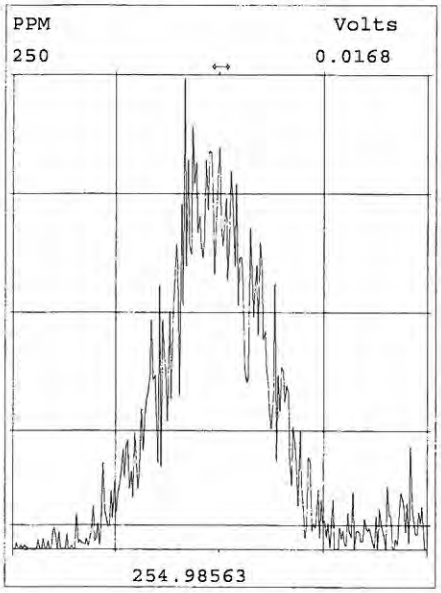

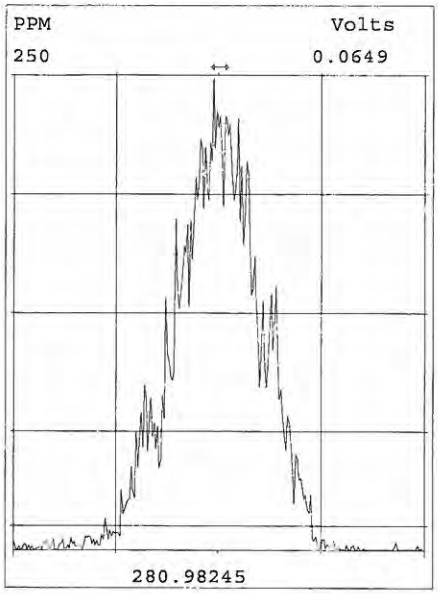

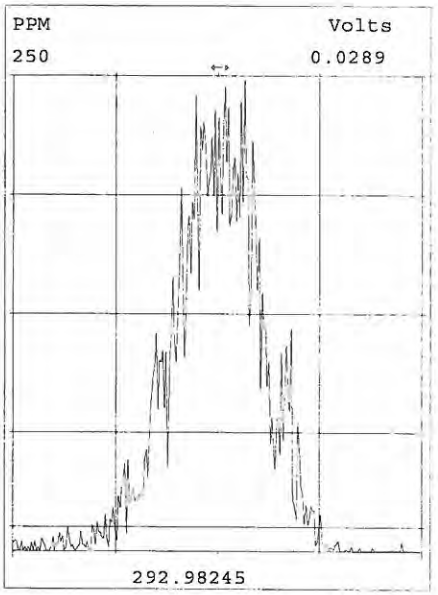

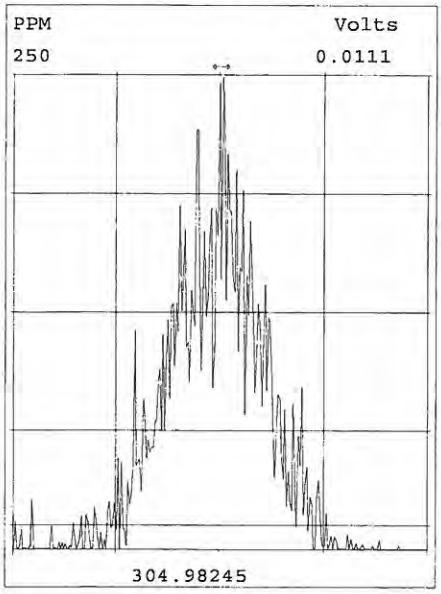

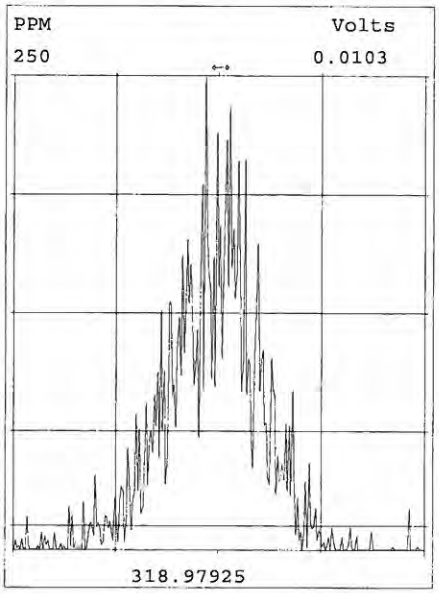

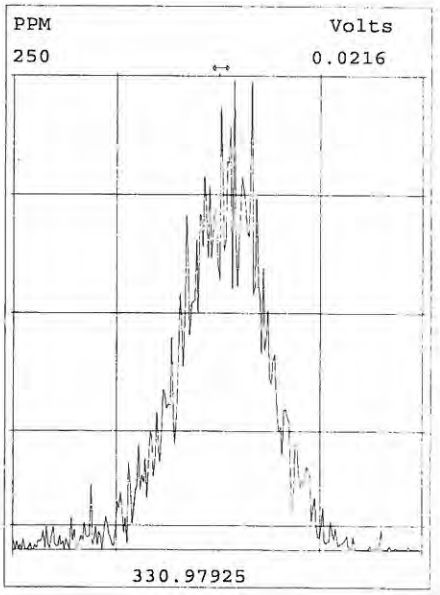

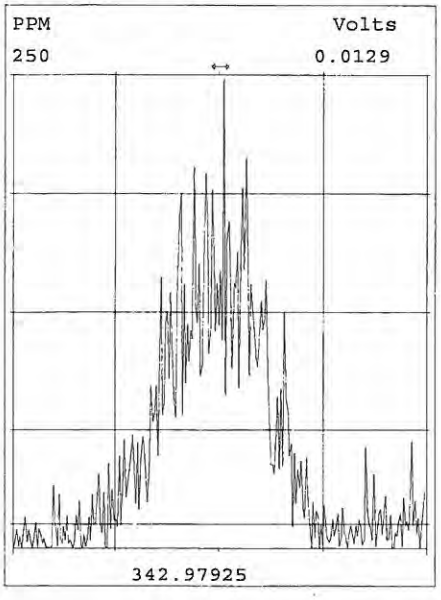

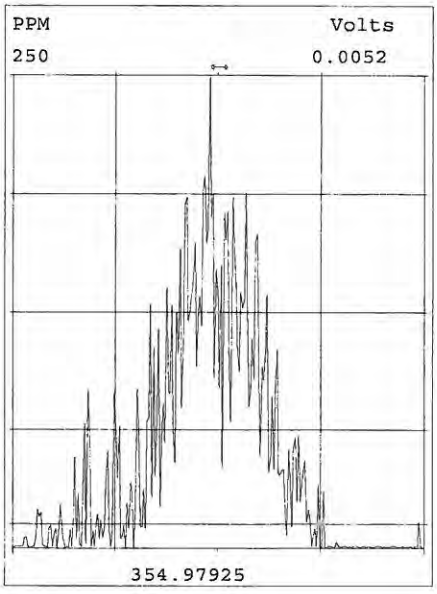

OPUSquan 23-JUL-2015 Page 1 MP51_134-8A

c/q	Data Area	Data File	S	I	AnalyteTable	Factr #1	Factr #2	Size	HC	Sample Text	Comments	Done
1 c	STEM-DEFAULT	MP51_134	6	1	MP-DB17-C06	0.0500	1.0000	1.000000	y	MP004A-CAL,,»	1,,2.0uL CS-1/Se»	y
2 c	STEM-DEFAULT	MP51_134	5	1	MP-DB17-C06	0.1000	1.0000	1.000000	y	MP004B-CAL,,»	1,,2.0uL CS-2	y
3 c	STEM-DEFAULT	MP51_134	4	1	MP-DB17-C06	0.2000	1.0000	1.000000	y	MP004C-CAL,,»	1,,2.0uL CS-3	y
4 c	STEM-DEFAULT	MP51_134	3	1	MP-DB17-C06	1.0000	1.0000	1.000000	y	MP004D-CAL,,»	1,,2.0uL CS-4	y
5 c	STEM-DEFAULT	MP51_134	2	1	MP-DB17-C06	10.0000	1.0000	1.000000	y	MP004E-CAL,,»	1,,2.0uL CS-5/Cal	y
6 c	STEM-DEFAULT	MP51_134	9	1	MP-DB17-C06	50.0000	1.0000	1.000000	y	MP004F-CAL,,»	1,,2.0uL CS-6	y
7 c	STEM-DEFAULT	MP51_134	8	1	MP-DB17-C06	100.0000	1.0000	1.000000	y	MP004G-CAL,,»	1,,2.0uL CS-7	y
8 c	STEM-DEFAULT	MP51_134	7	1	MP-DB17-C06	200.0000	1.0000	1.000000	y	MP004H-CAL,,»	1,,2.0uL CS-8	y

OPUSquan 23-JUL-2015 Page 1 MP51_134-A

	c/q	Data Area	Data File	S	I	AnalyteTable	Factr #1	Factr #2	Size	HC	Sample Text	Comments	Done
1	c	STEM-DEFAULT	MP51_134	6	1	MP-DB17-C06	0.0500	1.0000	1.000000	y	MP004A-CAL,,»	1,,2.0uL CS-1/Se»	y
2	c	STEM-DEFAULT	MP51_134	5	1	MP-DB17-C06	0.1000	1.0000	1.000000	y	MP004B-CAL,,»	1,,2.0uL CS-2	y
3	c	STEM-DEFAULT	MP51_134	4	1	MP-DB17-C06	0.2000	1.0000	1.000000	y	MP004C-CAL,,»	1,,2.0uL CS-3	y
4	c	STEM-DEFAULT	MP51_134	3	1	MP-DB17-C06	1.0000	1.0000	1.000000	y	MP004D-CAL,,»	1,,2.0uL CS-4	y
5	c	STEM-DEFAULT	MP51_134	2	1	MP-DB17-C06	10.0000	1.0000	1.000000	y	MP004E-CAL,,»	1,,2.0uL CS-5/Cal	y
6	c	STEM-DEFAULT	MP51_134	9	1	MP-DB17-C06	50.0000	1.0000	1.000000	y	MP004F-CAL,,»	1,,2.0uL CS-6	y
7	c	STEM-DEFAULT	MP51_134	8	1	MP-DB17-C06	100.0000	1.0000	1.000000	y	MP004G-CAL,,»	1,,2.0uL CS-7	y
8	c	STEM-DEFAULT	MP51_134	7	1	MP-DB17-C06	200.0000	1.0000	1.000000	y	MP004H-CAL,,»	1,,2.0uL CS-8	y
9	q	STEM-DEFAULT	MP51_134	2	1	MP-DB17-C06	10.0000	1.0000	1.000000	y	MP004E-CAL,,»	1,,2.0uL CS-5/Cal	y
10	q	STEM-DEFAULT	MP51_134	10	1	MP-DB17-S12	1.0000	1.0000	0.100000	y	WG51611-102,»	4,WG51611,2.0/80»	y
11	q	STEM-DEFAULT	MP51_134	11	1	MP-DB17-S12	1.0000	1.0000	1.000000	y	Toluene,,	1,,1.0uL	y
12	q	STEM-DEFAULT	MP51_134	12	1	MP-DB17-S12	1.0000	1.0000	4.000000	y	WG51611-104,»	1,WG51611,2.0/20»	y
13	q	STEM-DEFAULT	MP51_134	13	1	MP-DB17-S12	1.0000	1.0000	4.154000	y	L22965-49,I2,	1,WG51611,2.0/20»	y
14	q	STEM-DEFAULT	MP51_134	14	1	MP-DB17-S12	1.0000	1.0000	4.072000	y	L22965-51,I2,	1,WG51611,2.0/20»	y
15	q	STEM-DEFAULT	MP51_134	15	1	MP-DB17-S12	1.0000	1.0000	4.102000	y	L23367-1,I2,	1,WG51611,2.0/20»	y
16	q	STEM-DEFAULT	MP51_134	16	1	MP-DB17-S12	1.0000	1.0000	4.138000	y	L22965-21,WI»	4,WG51611,2.0/80»	y
17	q	STEM-DEFAULT	MP51_134	17	1	MP-DB17-S12	1.0000	1.0000	4.213000	y	L23367-2,I2,	1,WG51611,2.0/20»	y
18	q	STEM-DEFAULT	MP51_134	18	1	MP-DB17-S12	1.0000	1.0000	4.122000	y	L22965-23,WI»	4,WG51611,2.0/80»	y
19	q	STEM-DEFAULT	MP51_134	19	1	MP-DB17-S12	1.0000	1.0000	4.085000	y	L22965-52,WI»	4,WG51611,2.0/80»	y
20	q	STEM-DEFAULT	MP51_134	20	1	MP-DB17-C06	10.0000	1.0000	1.000000	y	MP004E-CAL,,»	1,,2.0uL CS-5/Cal	y

OPUSquan 23-JUL-2015 Page 1 MP51 134-B

	c/q	Data Area	Data File	S	I	AnalyteTable	Factr #1	Factr #2	Size	HC	Sample Text	Comments	Done
1	c	STEM-DEFAULT	MP51_134	6	1	MP-DB17-C06	0.0500	1.0000	1.000000	y	MP004A-CAL,,»	1,,2.0uL CS-1/Se»	y
2	c	STEM-DEFAULT	MP51_134	5	1	MP-DB17-C06	0.1000	1.0000	1.000000	y	MP004B-CAL,,»	1,,2.0uL CS-2	y
3	c	STEM-DEFAULT	MP51_134	4	1	MP-DB17-C06	0.2000	1.0000	1.000000	y	MP004C-CAL,,»	1,,2.0uL CS-3	y
4	c	STEM-DEFAULT	MP51_134	3	1	MP-DB17-C06	1.0000	1.0000	1.000000	y	MP004D-CAL,,»	1,,2.0uL CS-4	y
5	c	STEM-DEFAULT	MP51_134	2	1	MP-DB17-C06	10.0000	1.0000	1.000000	y	MP004E-CAL,,»	1,,2.0uL CS-5/Cal	y
6	c	STEM-DEFAULT	MP51_134	9	1	MP-DB17-C06	50.0000	1.0000	1.000000	y	MP004F-CAL,,»	1,,2.0uL CS-6	y
7	c	STEM-DEFAULT	MP51_134	8	1	MP-DB17-C06	100.0000	1.0000	1.000000	y	MP004G-CAL,,»	1,,2.0uL CS-7	y
8	c	STEM-DEFAULT	MP51_134	7	1	MP-DB17-C06	200.0000	1.0000	1.000000	y	MP004H-CAL,,»	1,,2.0uL CS-8	y
9	q	STEM-DEFAULT	MP51_134	20	1	MP-DB17-C06	10.0000	1.0000	1.000000	y	MP004E-CAL,,»	1,,2.0uL CS-5/Cal	y
10	q	STEM-DEFAULT	MP51_134	21	1	MP-DB17-S12	1.0000	1.0000	1.000000	y	Toluene,,	1,,1.0uL	y
11	q	STEM-DEFAULT	MP51_134	22	1	MP-DB17-S12	1.0000	1.0000	4.080000	y	L22965-24,WI»	4,WG51611,2.0/80»	y
12	q	STEM-DEFAULT	MP51_134	23	1	MP-DB17-S12	1.0000	1.0000	4.177000	y	L23367-5,I3,	1,WG51611,2.0/20»	y
13	q	STEM-DEFAULT	MP51_134	24	1	MP-DB17-S12	1.0000	1.0000	4.131000	y	L22965-22,WI»	4,WG51611,2.0/80»	y
14	q	STEM-DEFAULT	MP51_134	25	1	MP-DB17-S12	1.0000	1.0000	4.261000	y	L23367-6,I3,	1,WG51611,2.0/20»	y
15	q	STEM-DEFAULT	MP51_134	26	1	MP-DB17-S12	1.0000	1.0000	4.165000	y	L23367-10,WI»	4,WG51611,2.0/80»	y
16	q	STEM-DEFAULT	MP51_134	27	1	MP-DB17-S12	1.0000	1.0000	4.100000	y	L22965-50,I2,	1,WG51611,2.0/20»	y
17	q	STEM-DEFAULT	MP51_134	28	1	MP-DB17-S12	1.0000	1.0000	4.253000	y	L23367-9,WI2,	4,WG51611,2.0/80»	y
18	q	STEM-DEFAULT	MP51_134	29	1	MP-DB17-S12	1.0000	1.0000	4.230000	y	L23367-7,WI2,	4,WG51611,2.0/80»	y
19	q	STEM-DEFAULT	MP51_134	30	1	MP-DB17-S12	1.0000	1.0000	4.184000	y	L23367-8,WI2,	4,WG51611,2.0/80»	y
20	q	STEM-DEFAULT	MP51_134	31	1	MP-DB17-S12	1.0000	1.0000	4.200000	y	L23367-4,WI2,	4,WG51611,2.0/80»	y
21	q	STEM-DEFAULT	MP51_134	32	1	MP-DB17-S12	1.0000	1.0000	4.216000	y	L23367-3,WI2,	4,WG51611,2.0/80»	y
22	q	STEM-DEFAULT	MP51_134	33	1	MP-DB17-S12	1.0000	1.0000	1.000000	y	WG51611-103,»	1,WG51611,2.0/20»	y
23	q	STEM-DEFAULT	MP51_134	34	1	MP-DB17-C06	10.0000	1.0000	1.000000	y	MP004E-CAL,,»	1,,1.0uL Cal	y
24	q	STEM-DEFAULT	MP51_134	35	1	MP-DB17-C06	10.0000	1.0000	1.000000	y	MP004E-CAL,,»	1,,1.0uL Cal	y

AXYS METHOD MLA-905 Rev 01

Form 3A
INITIAL CALIBRATION RELATIVE RESPONSES

AXYS ANALYTICAL SERVICES
2045 MILLS RD., SIDNEY, B.C., CANADA
V8L 5X2 TEL (250) 655-5800 FAX (250) 655-5811

Initial Calibration Date: 17-Jul-2015

Instrument ID: HR GC/MS

GC Column ID: DB17-MS

CS0 Data Filename: N/A

CS1 Data Filename: MP51_134 S: 6

CS2 Data Filename: MP51_134 S: 5

CS3 Data Filename: MP51_134 S: 4

CS4 Data Filename: MP51_134 S: 3

CS5 Data Filename: MP51_134 S: 2

CS6 Data Filename: MP51_134 S: 9

		RELATIVE RESPONSE (RR)								
COMPOUND	**LAB FLAG [1]**	**CS0**	**CS1**	**CS2**	**CS3**	**CS4**	**CS5**	**CS6**	**MEAN RR**	**CV (%RSD)[2]**
3-OH-Chrysene			1.16	0.89	0.92	0.81	0.74	0.77	0.88	17.3
3-OH-Benzo[a]pyrene			0.61	0.63	0.64	0.63	0.64	0.70	0.64	4.91
9-OH-Benzo[a]pyrene			0.27	0.31	0.33	0.33	0.38	0.35	0.33	11.6
3-OH-Benz[a]anthracene			0.86	0.86	0.92	0.95	1.00	1.10	0.95	9.60

(1) Where applicable, custom lab flags have been used on this report.
(2) QC limit is 25% RSD.

These data are validated and reported as accurate and in accord with AXYS Analytical Services Ltd. ISO17025 compliant quality assurance processes.

Signed: _____Million Woudneh_____

For Axys Internal Use Only [XSL Template: Form3A.xsl; Created: 14-Aug-2015 13:51:22; Application: XMLTransformer-1.14.15;
Report Filename: GENERIC-SPECS_Pest_17-Jul-2015_MP51__Form3A_GS60209.html; Workgroup: WG51611; Design ID: 2302]

AXYS METHOD MLA-905 Rev 01

Form 3B
INITIAL CALIBRATION RELATIVE RESPONSES

AXYS ANALYTICAL SERVICES
2045 MILLS RD., SIDNEY, B.C., CANADA
V8L 5X2 TEL (250) 655-5800 FAX (250) 655-5811

Initial Calibration Date: 17-Jul-2015

Instrument ID: HR GC/MS

GC Column ID: DB17-MS

CS0 Data Filename: N/A

CS1 Data Filename: MP51_134 S: 6

CS2 Data Filename: MP51_134 S: 5

CS3 Data Filename: MP51_134 S: 4

CS4 Data Filename: MP51_134 S: 3

CS5 Data Filename: MP51_134 S: 2

CS6 Data Filename: MP51_134 S: 9

		RELATIVE RESPONSE (RR)								
LABELED COMPOUND	**LAB FLAG [1]**	**CS0**	**CS1**	**CS2**	**CS3**	**CS4**	**CS5**	**CS6**	**MEAN RR**	**CV (%RSD)[2]**
13C6-3-OH-Chrysene			1.24	1.24	1.24	1.27	1.21	1.36	1.26	4.15
13C6-1-OH-Benz[a]anthracene			1.17	1.16	1.16	1.20	1.11	1.18	1.16	2.33
d11-3-OH-Benzo[a]pyrene			0.55	0.55	0.57	0.55	0.59	0.56	0.56	2.79

(1) Where applicable, custom lab flags have been used on this report.
(2) QC limit is 35% for labeled compounds.

These data are validated and reported as accurate and in accord with AXYS Analytical Services Ltd. ISO17025 compliant quality assurance processes.

Signed: _____Million Woudneh_____

For Axys Internal Use Only [XSL Template: Form3B.xsl; Created: 14-Aug-2015 13:51:22; Application: XMLTransformer-1.14.15;
Report Filename: GENERIC-SPECS_Pest_17-Jul-2015_MP51__Form3B_GS60209.html; Workgroup: WG51611; Design ID: 2302]

AXYS METHOD MLA-905 Rev 01

Form 3C
INITIAL CALIBRATION ION ABUNDANCE RATIOS

AXYS ANALYTICAL SERVICES
2045 MILLS RD., SIDNEY, B.C., CANADA
V8L 5X2 TEL (250) 655-5800 FAX (250) 655-5811

Initial Calibration Date: 17-Jul-2015

Instrument ID: HR GC/MS

GC Column ID: DB17-MS

CS0 Data Filename: N/A
CS1 Data Filename: MP51_134 S: 6
CS2 Data Filename: MP51_134 S: 5
CS3 Data Filename: MP51_134 S: 4
CS4 Data Filename: MP51_134 S: 3
CS5 Data Filename: MP51_134 S: 2
CS6 Data Filename: MP51_134 S: 9

COMPOUND	LAB FLAG [1]	M/Z's FORMING RATIO	ION ABUNDANCE RATIO CS0	CS1	CS2	CS3	CS4	CS5	CS6	QC LIMITS[2]
3-OH-Chrysene		**316/301**		2.28	1.85	2.04	2.00	1.97	1.91	1.31-2.71
3-OH-Benzo[a]pyrene		**340/325**		4.11	5.90	5.13	5.17	5.30	5.19	3.34-6.93
9-OH-Benzo[a]pyrene		**340/325**		7.90	5.11	7.26	7.17	6.82	6.75	4.44-9.23
3-OH-Benz[a]anthracene		**316/301**		2.11	2.50	2.40	1.99	2.03	1.94	1.41-2.92

(1) Where applicable, custom lab flags have been used on this report.
(2) QC limits are +/- 20% of the theoretical ion ratios for calibration standards CS2 to CS5, and +/- 50% for calibration standard CS1.

These data are validated and reported as accurate and in accord with AXYS Analytical Services Ltd. ISO17025 compliant quality assurance processes.
Signed: _____Million Woudneh_____

For Axys Internal Use Only [XSL Template: Form3C.xsl; Created: 14-Aug-2015 13:51:22; Application: XMLTransformer-1.14.15;
Report Filename: GENERIC-SPECS_Pest_17-Jul-2015_MP51__Form3C_GS60209.html; Workgroup: WG51611; Design ID: 2302]

AXYS METHOD MLA-905 Rev 01

Form 3D
INITIAL CALIBRATION ION ABUNDANCE RATIOS

AXYS ANALYTICAL SERVICES
2045 MILLS RD., SIDNEY, B.C., CANADA
V8L 5X2 TEL (250) 655-5800 FAX (250) 655-5811

Initial Calibration Date: 17-Jul-2015

Instrument ID: HR GC/MS

GC Column ID: DB17-MS

CS0 Data Filename: N/A

CS1 Data Filename: MP51_134 S: 6

CS2 Data Filename: MP51_134 S: 5

CS3 Data Filename: MP51_134 S: 4

CS4 Data Filename: MP51_134 S: 3

CS5 Data Filename: MP51_134 S: 2

CS6 Data Filename: MP51_134 S: 9

LABELED COMPOUND	LAB FLAG[1]	M/Z's FORMING RATIO	ION ABUNDANCE RATIO CS0	CS1	CS2	CS3	CS4	CS5	CS6	QC LIMITS[2]
13C6-3-OH-Chrysene		**322/307**		2.07	2.04	1.99	2.00	2.00	1.92	1.30-2.70
13C6-1-OH-Benz[a]anthracene		**322/307**		2.31	2.35	2.34	2.28	2.37	2.20	1.50-3.12
d11-3-OH-Benzo[a]pyrene		**351/336**		6.29	6.17	6.26	6.33	6.32	6.12	4.06-8.44

(1) Where applicable, custom lab flags have been used on this report.

These data are validated and reported as accurate and in accord with AXYS Analytical Services Ltd. ISO17025 compliant quality assurance processes.

Signed: _____Million Woudneh_____

For Axys Internal Use Only [XSL Template: Form3D.xsl; Created: 14-Aug-2015 13:51:22; Application: XMLTransformer-1.14.15;
Report Filename: GENERIC-SPECS_Pest_17-Jul-2015_MP51__Form3D_GS60209.html; Workgroup: WG51611; Design ID: 2302]

AXYS METHOD MLA-905 Rev 01

Form 4A
CALIBRATION VERIFICATION

AXYS ANALYTICAL SERVICES
2045 MILLS RD., SIDNEY, B.C., CANADA
V8L 5X2 TEL (250) 655-5800 FAX (250) 655-5811

Initial Calibration Date:	17-Jul-2015	**VER Data Filename:**	MP51_134 S: 2
Instrument ID:	HR GC/MS	**Analysis Date:**	17-Jul-2015
GC Column ID:	DB17-MS	**Analysis Time:**	14:31:26

COMPOUND	CAS NO.	LAB FLAG [1]	m/e ION CHANNELS	ION ABUND. RATIO	QC LIMITS	CONC. FOUND (ng/mL)	CONC. RANGE (ng/mL)
3-OH-Chrysene	63019-39-6		316/301	1.97	1.28-2.66	46.2	35.8-66.6
3-OH-Benzo[a]pyrene	13345-21-6		340/325	5.30	3.45-7.16	52.3	36.6-68.0
9-OH-Benzo[a]pyrene	17573-21-6		340/325	6.82	4.43-9.21	53.5	35.9-66.7
3-OH-Benz[a]anthracene	4834-35-9		316/301	2.03	1.32-2.74	51.3	35.4-65.8

(1) Where applicable, custom lab flags have been used on this report.

These data are validated and reported as accurate and in accord with AXYS Analytical Services Ltd. ISO17025 compliant quality assurance processes.
Signed: _____Angela Schlak_____

For Axys Internal Use Only [XSL Template: Pest4A.xsl; Created: 14-Aug-2015 13:51:22; Application: XMLTransformer-1.14.15;
Report Filename: GENERIC-SPECS_Pest_MP51_134S2__Form4A_SJ1911928.html; Workgroup: WG51611; Design ID: 2302]

AXYS METHOD MLA-905 Rev 01

Form 4B
CALIBRATION VERIFICATION

AXYS ANALYTICAL SERVICES
2045 MILLS RD., SIDNEY, B.C., CANADA
V8L 5X2 TEL (250) 655-5800 FAX (250) 655-5811

Initial Calibration Date:	17-Jul-2015	**VER Data Filename:**	MP51_134 S: 2
Instrument ID:	HR GC/MS	**Analysis Date:**	17-Jul-2015
GC Column ID:	DB17-MS	**Analysis Time:**	14:31:26

LABELED COMPOUND	CAS NO.	LAB FLAG [1]	m/e ION CHANNELS	ION ABUND. RATIO	QC LIMITS	CONC. FOUND (ng/mL)	CONC. RANGE (ng/mL)
13C6-3-OH-Chrysene			322/307	2.00	1.30-2.70	230	126-379
13C6-1-OH-Benz[a]anthracene			322/307	2.37	1.54-3.20	238	126-378
d11-3-OH-Benzo[a]pyrene			351/336	6.32	4.11-8.53	252	49.8-299

(1) Where applicable, custom lab flags have been used on this report.

These data are validated and reported as accurate and in accord with AXYS Analytical Services Ltd. ISO17025 compliant quality assurance processes.
Signed: _____Angela Schlak_____

For Axys Internal Use Only [XSL Template: Pest4B.xsl; Created: 14-Aug-2015 13:51:22; Application: XMLTransformer-1.14.15;
Report Filename: GENERIC-SPECS_Pest_MP51_134S2__Form4B_SJ1911928.html; Workgroup: WG51611; Design ID: 2302]

AXYS METHOD MLA-905 Rev 01

Form 4A
CALIBRATION VERIFICATION

AXYS ANALYTICAL SERVICES
2045 MILLS RD., SIDNEY, B.C., CANADA
V8L 5X2 TEL (250) 655-5800 FAX (250) 655-5811

Initial Calibration Date:	17-Jul-2015	**VER Data Filename:**	MP51_134 S: 20
Instrument ID:	HR GC/MS	**Analysis Date:**	18-Jul-2015
GC Column ID:	DB17-MS	**Analysis Time:**	01:05:05

COMPOUND	CAS NO.	LAB FLAG [1]	m/e ION CHANNELS	ION ABUND. RATIO	QC LIMITS	CONC. FOUND (ng/mL)	CONC. RANGE (ng/mL)
3-OH-Chrysene	63019-39-6		316/301	2.04	1.33-2.75	46.4	35.8-66.6
3-OH-Benzo[a]pyrene	13345-21-6		340/325	5.17	3.36-6.98	54.4	36.6-68.0
9-OH-Benzo[a]pyrene	17573-21-6		340/325	6.93	4.50-9.36	53.4	35.9-66.7
3-OH-Benz[a]anthracene	4834-35-9		316/301	2.07	1.35-2.79	50.6	35.4-65.8

(1) Where applicable, custom lab flags have been used on this report.

These data are validated and reported as accurate and in accord with AXYS Analytical Services Ltd. ISO17025 compliant quality assurance processes.
Signed: _____Angela Schlak_____

For Axys Internal Use Only [XSL Template: Pest4A.xsl; Created: 14-Aug-2015 13:51:22; Application: XMLTransformer-1.14.15;
Report Filename: GENERIC-SPECS_Pest_MP51_134S20__Form4A_SJ1911940.html; Workgroup: WG51611; Design ID: 2302]

AXYS METHOD MLA-905 Rev 01

Form 4B
CALIBRATION VERIFICATION

AXYS ANALYTICAL SERVICES
2045 MILLS RD., SIDNEY, B.C., CANADA
V8L 5X2 TEL (250) 655-5800 FAX (250) 655-5811

Initial Calibration Date:	17-Jul-2015	**VER Data Filename:**	MP51_134 S: 20
Instrument ID:	HR GC/MS	**Analysis Date:**	18-Jul-2015
GC Column ID:	DB17-MS	**Analysis Time:**	01:05:05

LABELED COMPOUND	CAS NO.	LAB FLAG [1]	m/e ION CHANNELS	ION ABUND. RATIO	QC LIMITS	CONC. FOUND (ng/mL)	CONC. RANGE (ng/mL)
13C6-3-OH-Chrysene			322/307	2.03	1.32-2.74	258	126-379
13C6-1-OH-Benz[a]anthracene			322/307	2.42	1.57-3.27	267	126-378
d11-3-OH-Benzo[a]pyrene			351/336	6.37	4.14-8.60	281	49.8-299

(1) Where applicable, custom lab flags have been used on this report.

These data are validated and reported as accurate and in accord with AXYS Analytical Services Ltd. ISO17025 compliant quality assurance processes.
Signed: _____Angela Schlak_____

For Axys Internal Use Only [XSL Template: Pest4B.xsl; Created: 14-Aug-2015 13:51:22; Application: XMLTransformer-1.14.15;
Report Filename: GENERIC-SPECS_Pest_MP51_134S20__Form4B_SJ1911940.html; Workgroup: WG51611; Design ID: 2302]

www.axysanalytical.com

Run #16 Filename MP51_134 S: 16 I: 1 Acquired: 17-JUL-15 22:48:43 Processed: 20-JUL-15 14:49:16
Run: mp51_134-a Analyte: MP-DB17-S12 Cal: mp51_134-8a Results: mp51_134-a Version: V3.6 6-JAN-2000 17:51:42
Sample text: L22965-21,WI2, Comments: 4,WG51611,2.0/800uL
sample size: 4.138000 conc units: pg/sample total toxicity: 329.06 F1: 1.0000 F2: 1.0000

	Typ	Name	#Hom	Resp	RA		RT	Conc	Tox #1	DL	Rec	M?
1	Unk	1-OH-Naphthalene	1	1.35e+07	0.85	n	8:09	1014.836	101	342.1645	-	y
2	Unk	1-OH-Pyrene	1	3.12e+07	3.57	n	20:42	1610.500	161	209.3023	-	n
3	Unk	3-OH-Chrysene	0	*	*	n	NotFnd	*	*	869.1887	-	n
4	Unk	3-OH-Benz[a]anthracene	0	*	*	n	NotFnd	*	*	750.4681	-	n
5	Unk	7,8-OH-Benzo[a]pyrene-C	0	*	*	n	NotFnd	*	*	*	-	n
6	Unk	7,8-OH-Benzo[a]pyrene-T	0	*	*	n	NotFnd	*	*	*	-	n
7	Unk	7,8-OH-Benzo[a]pyrene-3	0	*	*	n	NotFnd	*	*	*	-	n
8	Unk	9-OH-Benzo[a]pyrene	1	4.40e+06	2.24	n	26:25	626.670	63	51.6477	-	n
9	Unk	3-OH-Benzo[a]pyrene	1	2.82e+05	2.69	n	26:39	38.612	4	65.7332	-	y
10	Unk	7,8-OH-Benzo[a]pyrene-4	0	*	*	n	NotFnd	*	*	*	-	n
11	IS	13C6-1-OH-Naphthalene	1	1.34e+08	0.78	n	8:09	6567.288	-	365.9581	54.4	n
12	IS	13C6-1-OH-Pyrene	1	2.31e+08	3.19	n	20:42	8341.738	-	80.6658	69.0	n
13	IS	13C6-1-OH-BAA	1	2.17e+08	2.06	n	22:26	10082.101	-	70.0760	82.8	n
14	IS	13C6-3-OH-Chrysene	1	2.33e+08	1.95	n	22:58	9555.149	-	61.8755	78.3	n
15	IS	D11-3-OH-Benzo[a]pyrene	1	1.37e+08	6.56	n	26:34	12914.600	-	49.8298	107.4	n
16	IS	13C-CL4-OH-PCB-79	1	5.77e+06	0.77	y	20:01	1503.354	-	66.9771	62.2	n
17	IS	13C-CL4-PCB-79	0	*	*	n	NotFnd	*	-	*	Div0	n
18	RS	13C-CL4-PCB-81	1	4.40e+07	0.78	y	16:21	3.364	-	-	-	n
19	Tot	Fn1 Lock	-	-			-	-	-	-	-	n
20	Tot	Fn2 Lock	-	-			-	-	-	-	-	n
21	Tot	Fn3 Lock	-	-			-	-	-	-	-	n
22	Tot	Fn4 Lock	-	-			-	-	-	-	-	n
23	Tot	Fn4 Lock	-	-			-	-	-	-	-	n
24	Tot	Fn5 Lock	-	-			-	-	-	-	-	n
25	Tot	Fn6 Lock	-	-			-	-	-	-	-	n

* Conc. ≥ DL by 1.035

PV AS 23-JUL-2015

SV by MW
26-July-2015

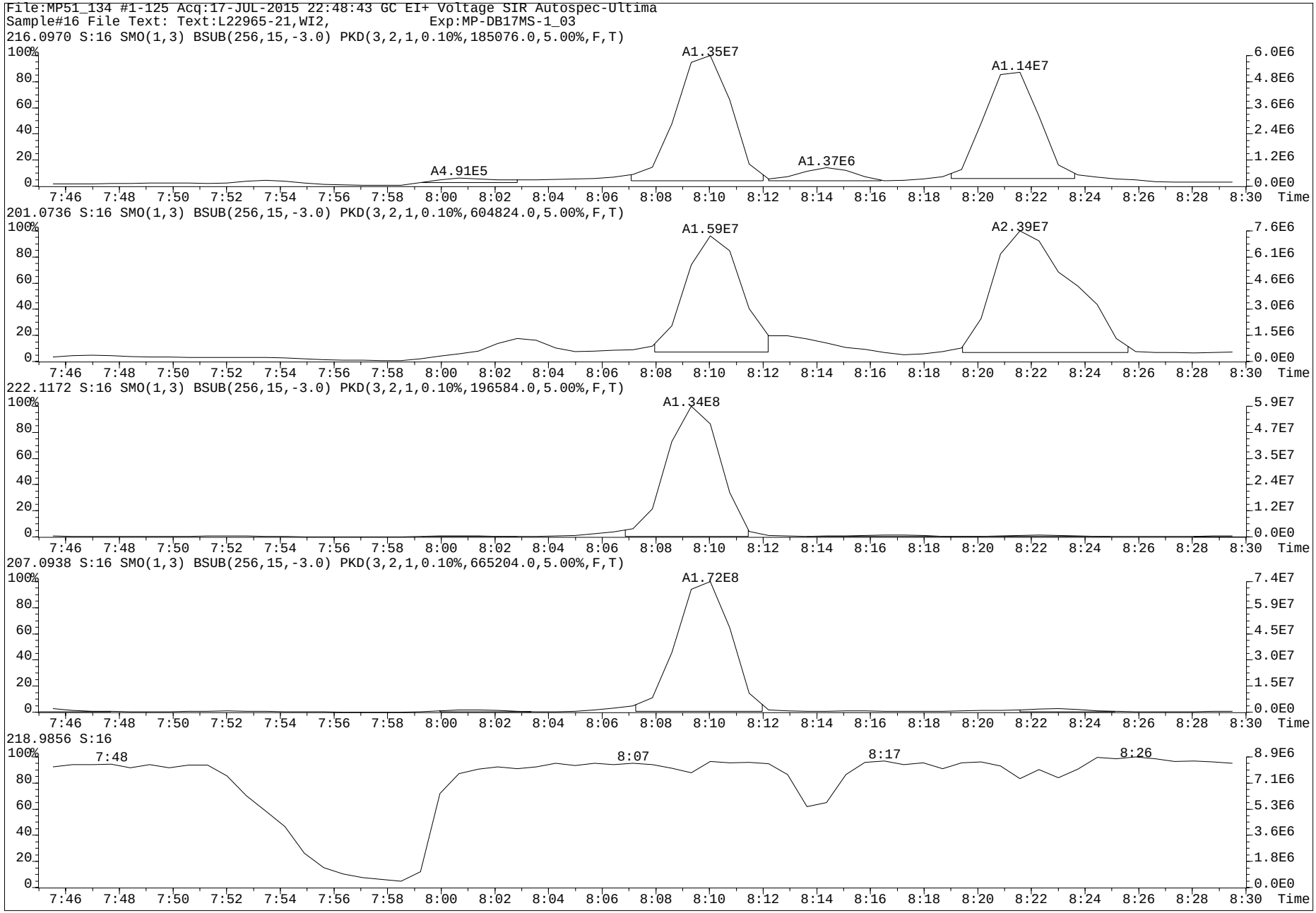
File:MP51_134 #1-125 Acq:17-JUL-2015 22:48:43 GC EI+ Voltage SIR Autospec-Ultima
Sample#16 File Text: Text:L22965-21,WI2, Exp:MP-DB17MS-1_03
216.0970 S:16 SMO(1,3) BSUB(256,15,-3.0) PKD(3,2,1,0.10%,185076.0,5.00%,F,T)
A4.91E5
A1.35E7
A1.37E6
A1.14E7
201.0736 S:16 SMO(1,3) BSUB(256,15,-3.0) PKD(3,2,1,0.10%,604824.0,5.00%,F,T)
A1.59E7
A2.39E7
222.1172 S:16 SMO(1,3) BSUB(256,15,-3.0) PKD(3,2,1,0.10%,196584.0,5.00%,F,T)
A1.34E8
207.0938 S:16 SMO(1,3) BSUB(256,15,-3.0) PKD(3,2,1,0.10%,665204.0,5.00%,F,T)
A1.72E8
218.9856 S:16
7:48
8:07
8:17
8:26
Time

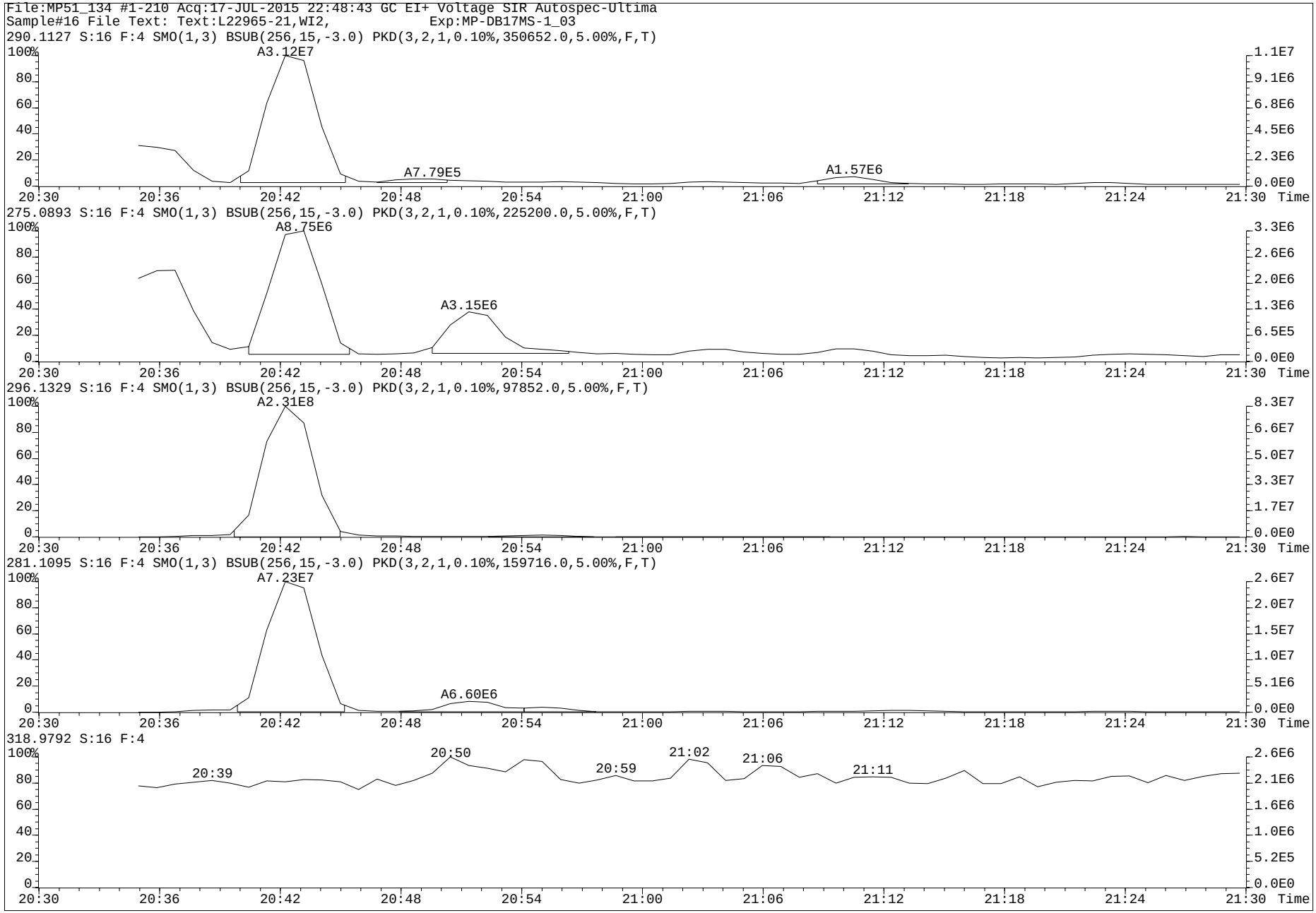
File:MP51_134 #1-210 Acq:17-JUL-2015 22:48:43 GC EI+ Voltage SIR Autospec-Ultima
Sample#16 File Text: Text:L22965-21,WI2, Exp:MP-DB17MS-1_03
290.1127 S:16 F:4 SMO(1,3) BSUB(256,15,-3.0) PKD(3,2,1,0.10%,350652.0,5.00%,F,T)
A3.12E7
A7.79E5
A1.57E6
275.0893 S:16 F:4 SMO(1,3) BSUB(256,15,-3.0) PKD(3,2,1,0.10%,225200.0,5.00%,F,T)
A8.75E6
A3.15E6
296.1329 S:16 F:4 SMO(1,3) BSUB(256,15,-3.0) PKD(3,2,1,0.10%,97852.0,5.00%,F,T)
A2.31E8
281.1095 S:16 F:4 SMO(1,3) BSUB(256,15,-3.0) PKD(3,2,1,0.10%,159716.0,5.00%,F,T)
A7.23E7
A6.60E6
318.9792 S:16 F:4
20:39
20:50
20:59
21:02
21:06
21:11
Time

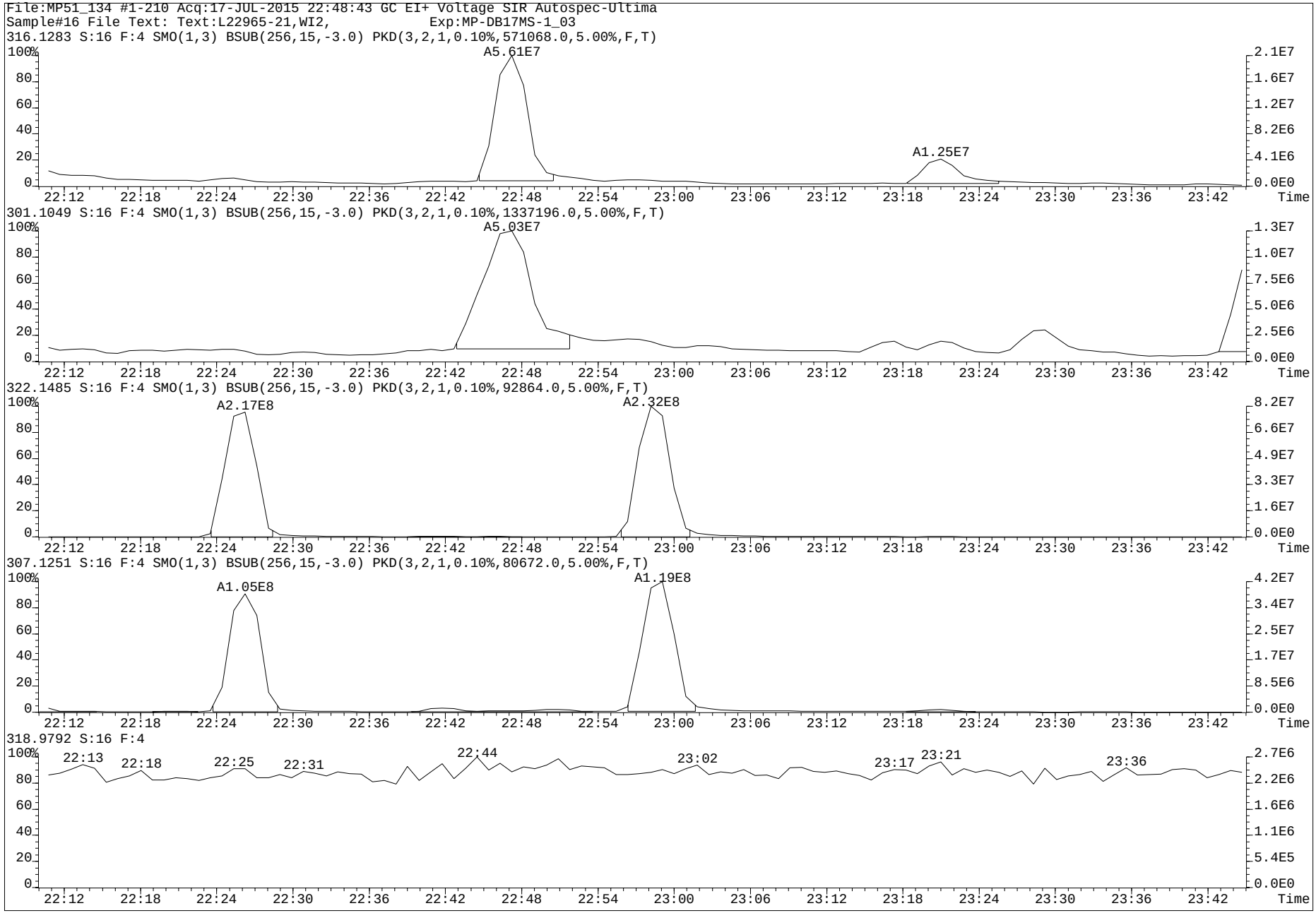
File:MP51_134 #1-210 Acq:17-JUL-2015 22:48:43 GC EI+ Voltage SIR Autospec-Ultima
Sample#16 File Text: Text:L22965-21,WI2, Exp:MP-DB17MS-1_03
316.1283 S:16 F:4 SMO(1,3) BSUB(256,15,-3.0) PKD(3,2,1,0.10%,571068.0,5.00%,F,T)
A5.61E7
A1.25E7
301.1049 S:16 F:4 SMO(1,3) BSUB(256,15,-3.0) PKD(3,2,1,0.10%,1337196.0,5.00%,F,T)
A5.03E7
322.1485 S:16 F:4 SMO(1,3) BSUB(256,15,-3.0) PKD(3,2,1,0.10%,92864.0,5.00%,F,T)
A2.17E8
A2.32E8
307.1251 S:16 F:4 SMO(1,3) BSUB(256,15,-3.0) PKD(3,2,1,0.10%,80672.0,5.00%,F,T)
A1.05E8
A1.19E8
318.9792 S:16 F:4
22:13
22:18
22:25
22:31
22:44
23:02
23:17
23:21
23:36
Time

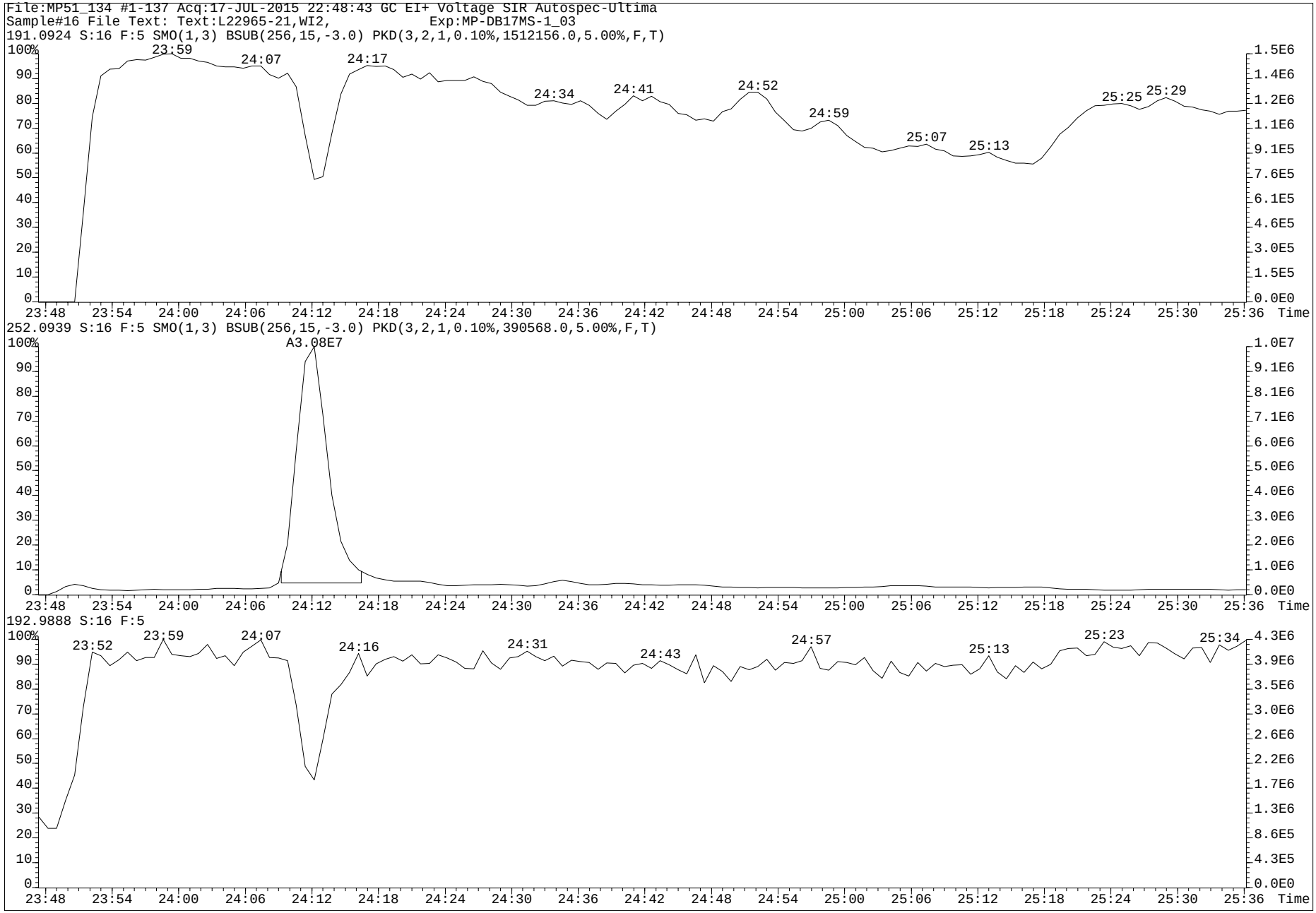
File:MP51_134 #1-137 Acq:17-JUL-2015 22:48:43 GC EI+ Voltage SIR Autospec-Ultima
Sample#16 File Text: Text:L22965-21,WI2, Exp:MP-DB17MS-1_03
191.0924 S:16 F:5 SMO(1,3) BSUB(256,15,-3.0) PKD(3,2,1,0.10%,1512156.0,5.00%,F,T)
23:59
24:07
24:17
24:34
24:41
24:52
24:59
25:07
25:13
25:25
25:29
252.0939 S:16 F:5 SMO(1,3) BSUB(256,15,-3.0) PKD(3,2,1,0.10%,390568.0,5.00%,F,T)
A3.08E7
192.9888 S:16 F:5
23:52
23:59
24:07
24:16
24:31
24:43
24:57
25:13
25:23
25:34
Time

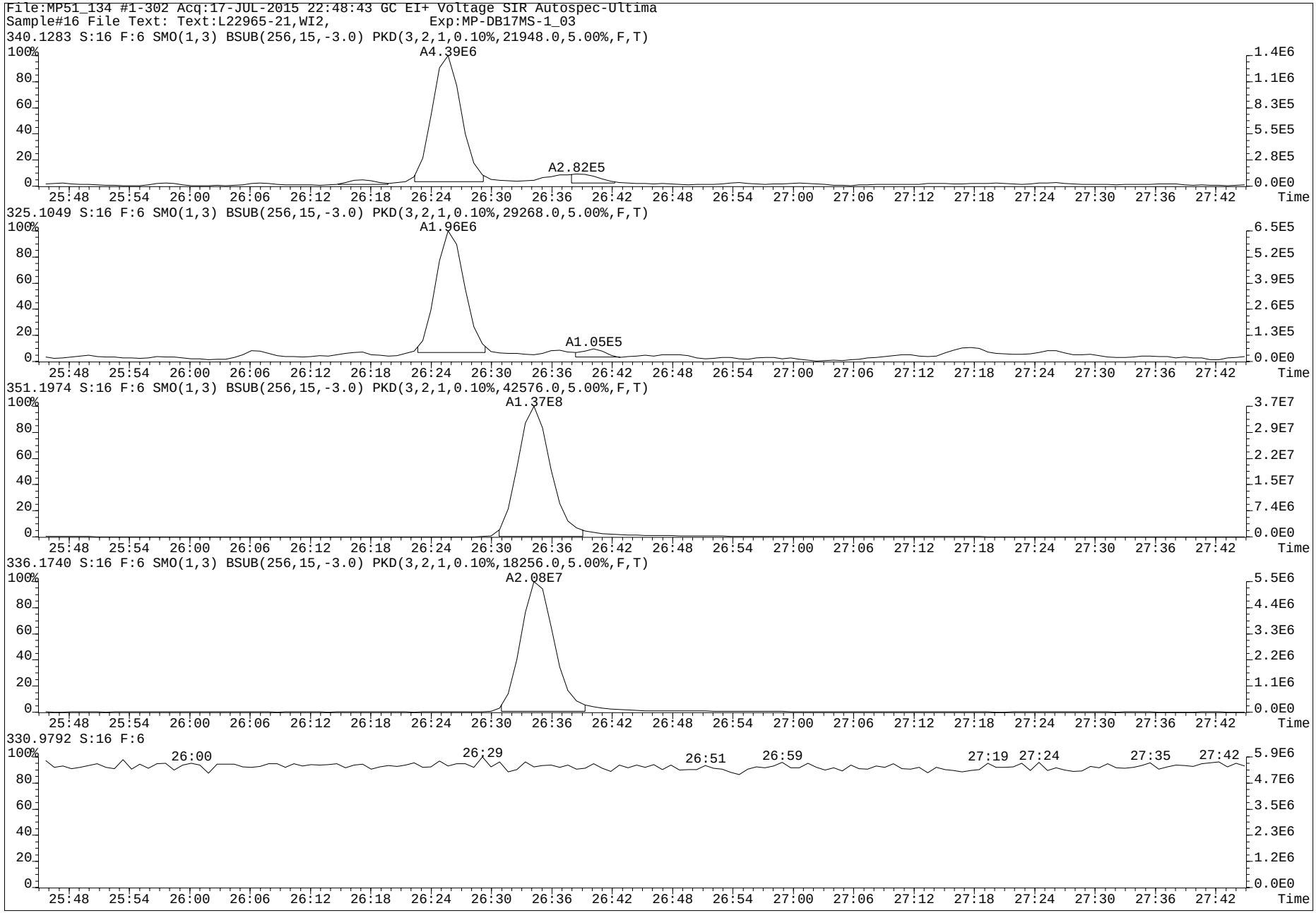
File:MP51_134 #1-302 Acq:17-JUL-2015 22:48:43 GC EI+ Voltage SIR Autospec-Ultima
Sample#16 File Text: Text:L22965-21,WI2, Exp:MP-DB17MS-1_03
340.1283 S:16 F:6 SMO(1,3) BSUB(256,15,-3.0) PKD(3,2,1,0.10%,21948.0,5.00%,F,T)
A4.39E6
A2.82E5
325.1049 S:16 F:6 SMO(1,3) BSUB(256,15,-3.0) PKD(3,2,1,0.10%,29268.0,5.00%,F,T)
A1.96E6
A1.05E5
351.1974 S:16 F:6 SMO(1,3) BSUB(256,15,-3.0) PKD(3,2,1,0.10%,42576.0,5.00%,F,T)
A1.37E8
336.1740 S:16 F:6 SMO(1,3) BSUB(256,15,-3.0) PKD(3,2,1,0.10%,18256.0,5.00%,F,T)
A2.08E7
330.9792 S:16 F:6
26:00
26:29
26:51
26:59
27:19
27:24
27:35
27:42
Time

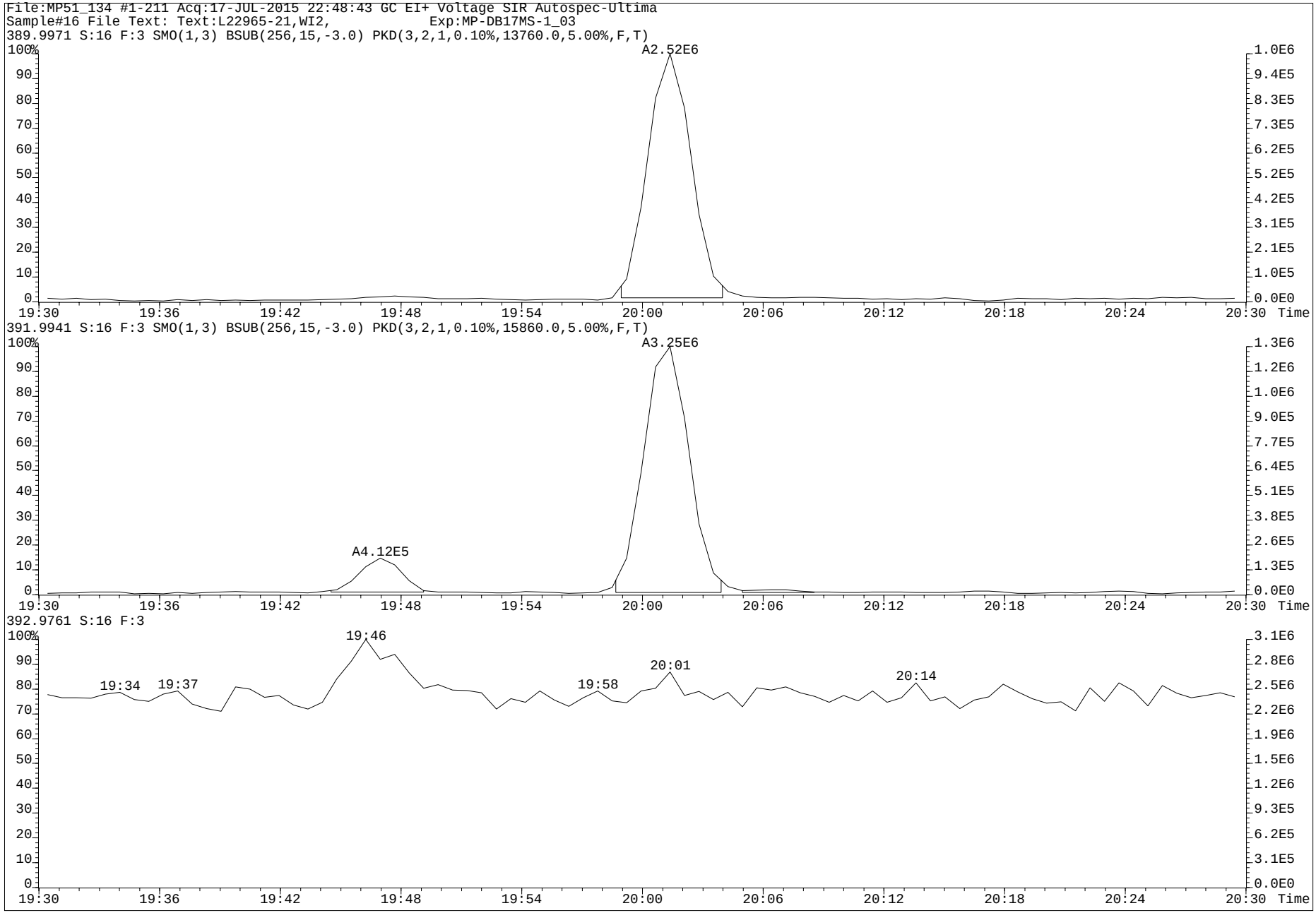
File:MP51_134 #1-211 Acq:17-JUL-2015 22:48:43 GC EI+ Voltage SIR Autospec-Ultima
Sample#16 File Text: Text:L22965-21,WI2, Exp:MP-DB17MS-1_03
389.9971 S:16 F:3 SMO(1,3) BSUB(256,15,-3.0) PKD(3,2,1,0.10%,13760.0,5.00%,F,T)
A2.52E6
391.9941 S:16 F:3 SMO(1,3) BSUB(256,15,-3.0) PKD(3,2,1,0.10%,15860.0,5.00%,F,T)
A3.25E6
A4.12E5
392.9761 S:16 F:3
19:46
19:34
19:37
19:58
20:01
20:14
Time

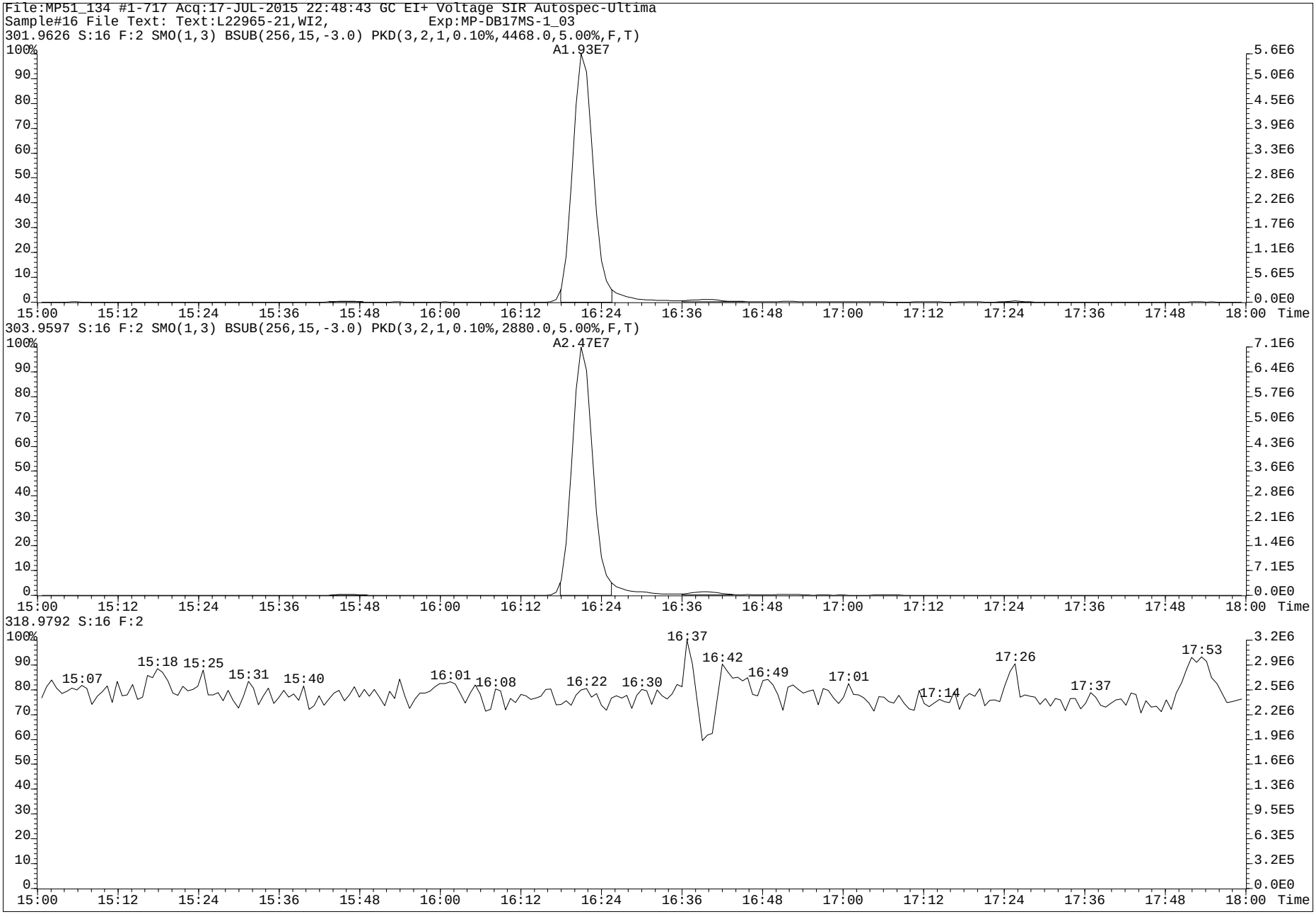
File:MP51_134 #1-717 Acq:17-JUL-2015 22:48:43 GC EI+ Voltage SIR Autospec-Ultima
Sample#16 File Text: Text:L22965-21,WI2, Exp:MP-DB17MS-1_03
301.9626 S:16 F:2 SMO(1,3) BSUB(256,15,-3.0) PKD(3,2,1,0.10%,4468.0,5.00%,F,T)
A1.93E7
303.9597 S:16 F:2 SMO(1,3) BSUB(256,15,-3.0) PKD(3,2,1,0.10%,2880.0,5.00%,F,T)
A2.47E7
318.9792 S:16 F:2
15:07
15:18
15:25
15:31
15:40
16:01
16:08
16:22
16:30
16:37
16:42
16:49
17:01
17:14
17:26
17:37
17:53
Time

www.axysanalytical.com

Run #13 Filename MP51_134 S: 24 I: 1 Acquired: 18-JUL-15 03:21:32 Processed: 20-JUL-15 14:49:23
Run: mp51_134-a Analyte: MP-DB17-S12 Cal: mp51_134-8a Results: mp51_134-b Version: V3.6 6-JAN-2000 17:51:42
Sample text: L22965-22,WI2, Comments: 4,WG51611,2.0/800uL
sample size: 4.131000 conc units: pg/ total toxicity: 1251.66 F1: 1.0000 F2: 1.0000

	Typ	Name	#Hom	Resp	RA		RT	Conc	Tox #1	DL	Rec	M?
1	Unk	1-OH-Naphthalene	1	1.23e+07	0.85	n	8:09	949.915	95	386.1324	-	y
2	Unk	1-OH-Pyrene	1	2.47e+07	3.47	n	20:42	1210.648	121	164.6319	-	n
3	Unk	3-OH-Chrysene	0	*	*	n	NotFnd	*	*	906.4136	-	n
4	Unk	3-OH-Benz[a]anthracene	0	*	*	n	NotFnd	*	*	775.8367	-	n
5	Unk	7,8-OH-Benzo[a]pyrene-C	0	*	*	n	NotFnd	*	*	*	-	n
6	Unk	7,8-OH-Benzo[a]pyrene-T	0	*	*	n	NotFnd	*	*	*	-	n
7	Unk	7,8-OH-Benzo[a]pyrene-3	0	*	*	n	NotFnd	*	*	*	-	n
8	Unk	9-OH-Benzo[a]pyrene	1	2.28e+07	5.44	n	26:28	3154.760	315	61.7154	-	n
9	Unk	3-OH-Benzo[a]pyrene	1	4.84e+07	5.54	n	26:40	7201.325	720	90.2900	-	n
10	Unk	7,8-OH-Benzo[a]pyrene-4	0	*	*	n	NotFnd	*	*	*	-	n
11	IS	13C6-1-OH-Naphthalene	1	1.30e+08	0.76	n	8:09	6851.982	-	434.1012	56.6	n
12	IS	13C6-1-OH-Pyrene	1	2.44e+08	3.25	n	20:42	9435.475	-	88.4812	78.0	n
13	IS	13C6-1-OH-BAA	1	2.23e+08	2.22	n	22:25	11119.959	-	216.8943	91.1	n
14	IS	13C6-3-OH-Chrysene	1	2.40e+08	2.06	n	22:58	10598.021	-	191.5126	86.7	n
15	IS	D11-3-OH-Benzo[a]pyrene	1	1.26e+08	6.49	n	26:35	12776.099	-	36.2614	106.1	n
16	IS	13C-CL4-OH-PCB-79	1	5.91e+06	0.77	y	20:01	1653.927	-	103.1770	68.3	n
17	IS	13C-CL4-PCB-79	0	*	*	n	NotFnd	*	-	*	Div0	n
18	RS	13C-CL4-PCB-81	1	4.11e+07	0.80	y	16:21	3.143	-	-	-	n
19	Tot	Fn1 Lock	-	-			-	-	-	-	-	n
20	Tot	Fn2 Lock	-	-			-	-	-	-	-	n
21	Tot	Fn3 Lock	-	-			-	-	-	-	-	n
22	Tot	Fn4 Lock	-	-			-	-	-	-	-	n
23	Tot	Fn4 Lock	-	-			-	-	-	-	-	n
24	Tot	Fn5 Lock	-	-			-	-	-	-	-	n
25	Tot	Fn6 Lock	-	-			-	-	-	-	-	n

PV AS 23-JUL-2015

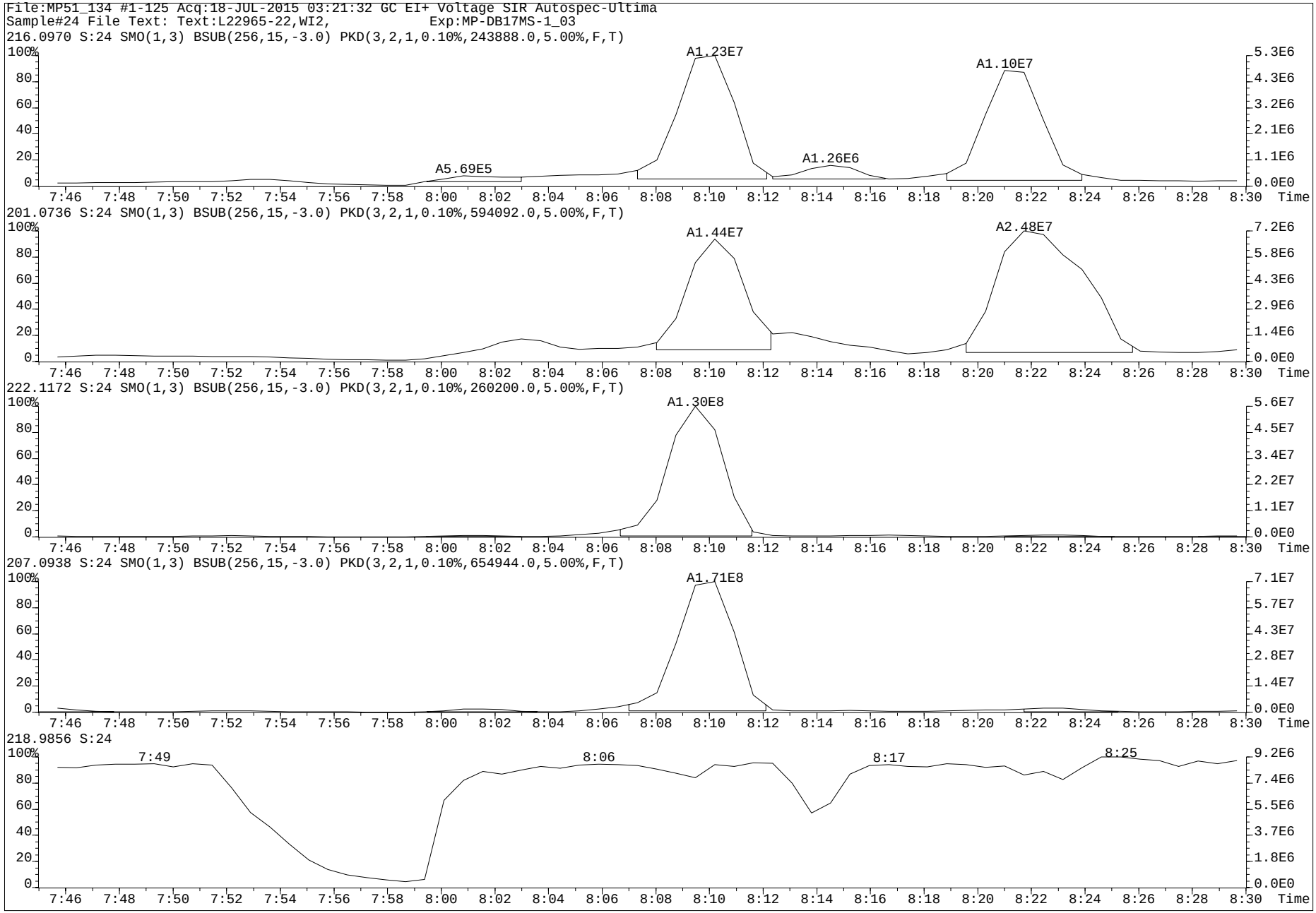
File:MP51_134 #1-125 Acq:18-JUL-2015 03:21:32 GC EI+ Voltage SIR Autospec-Ultima
Sample#24 File Text: Text:L22965-22,WI2, Exp:MP-DB17MS-1_03
216.0970 S:24 SMO(1,3) BSUB(256,15,-3.0) PKD(3,2,1,0.10%,243888.0,5.00%,F,T)
A5.69E5
A1.23E7
A1.26E6
A1.10E7
201.0736 S:24 SMO(1,3) BSUB(256,15,-3.0) PKD(3,2,1,0.10%,594092.0,5.00%,F,T)
A1.44E7
A2.48E7
222.1172 S:24 SMO(1,3) BSUB(256,15,-3.0) PKD(3,2,1,0.10%,260200.0,5.00%,F,T)
A1.30E8
207.0938 S:24 SMO(1,3) BSUB(256,15,-3.0) PKD(3,2,1,0.10%,654944.0,5.00%,F,T)
A1.71E8
218.9856 S:24
7:49
8:06
8:17
8:25
Time

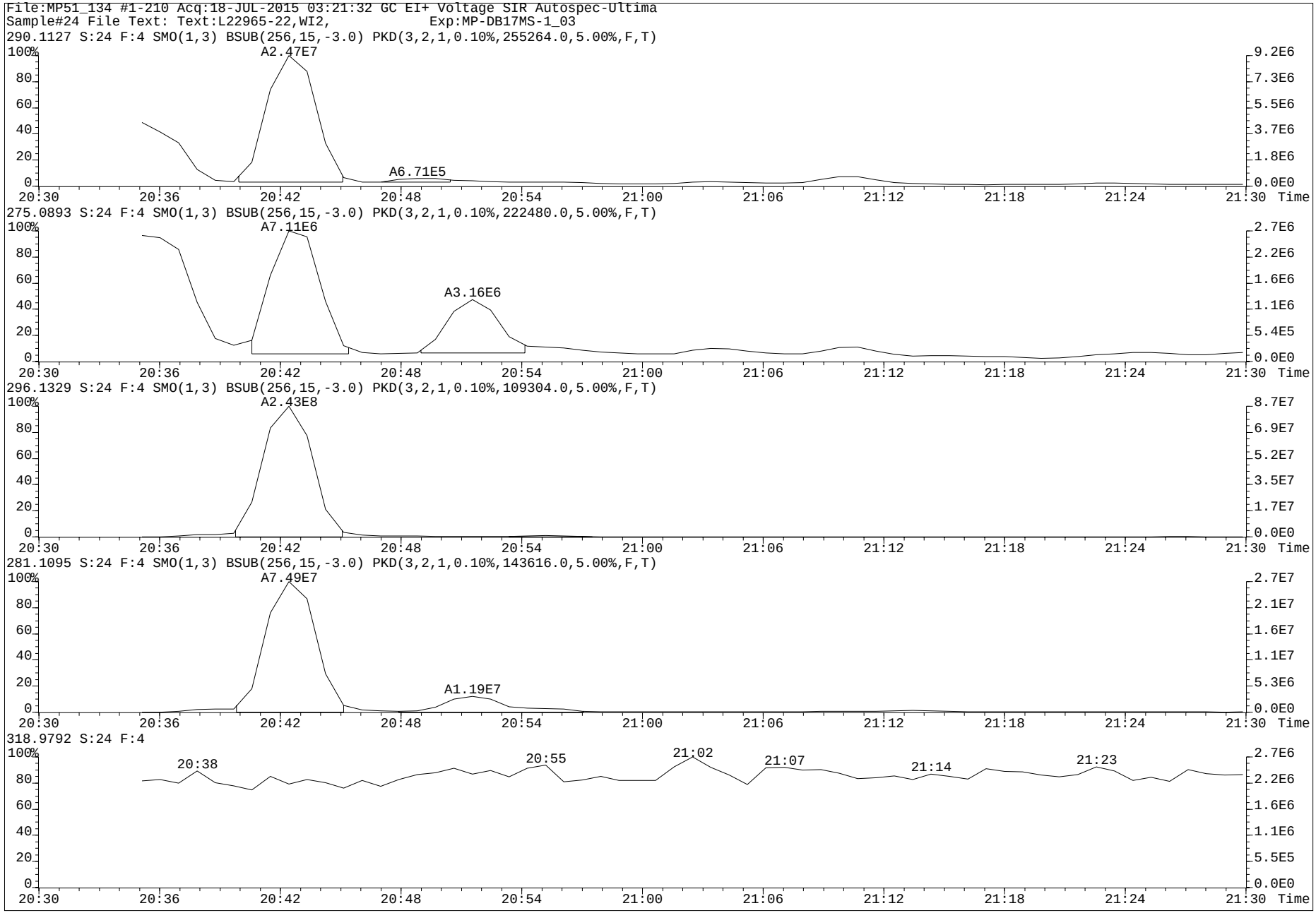
File:MP51_134 #1-210 Acq:18-JUL-2015 03:21:32 GC EI+ Voltage SIR Autospec-Ultima
Sample#24 File Text: Text:L22965-22,WI2, Exp:MP-DB17MS-1_03
290.1127 S:24 F:4 SMO(1,3) BSUB(256,15,-3.0) PKD(3,2,1,0.10%,255264.0,5.00%,F,T)
A2.47E7
A6.71E5
275.0893 S:24 F:4 SMO(1,3) BSUB(256,15,-3.0) PKD(3,2,1,0.10%,222480.0,5.00%,F,T)
A7.11E6
A3.16E6
296.1329 S:24 F:4 SMO(1,3) BSUB(256,15,-3.0) PKD(3,2,1,0.10%,109304.0,5.00%,F,T)
A2.43E8
281.1095 S:24 F:4 SMO(1,3) BSUB(256,15,-3.0) PKD(3,2,1,0.10%,143616.0,5.00%,F,T)
A7.49E7
A1.19E7
318.9792 S:24 F:4
20:38
20:55
21:02
21:07
21:14
21:23
Time

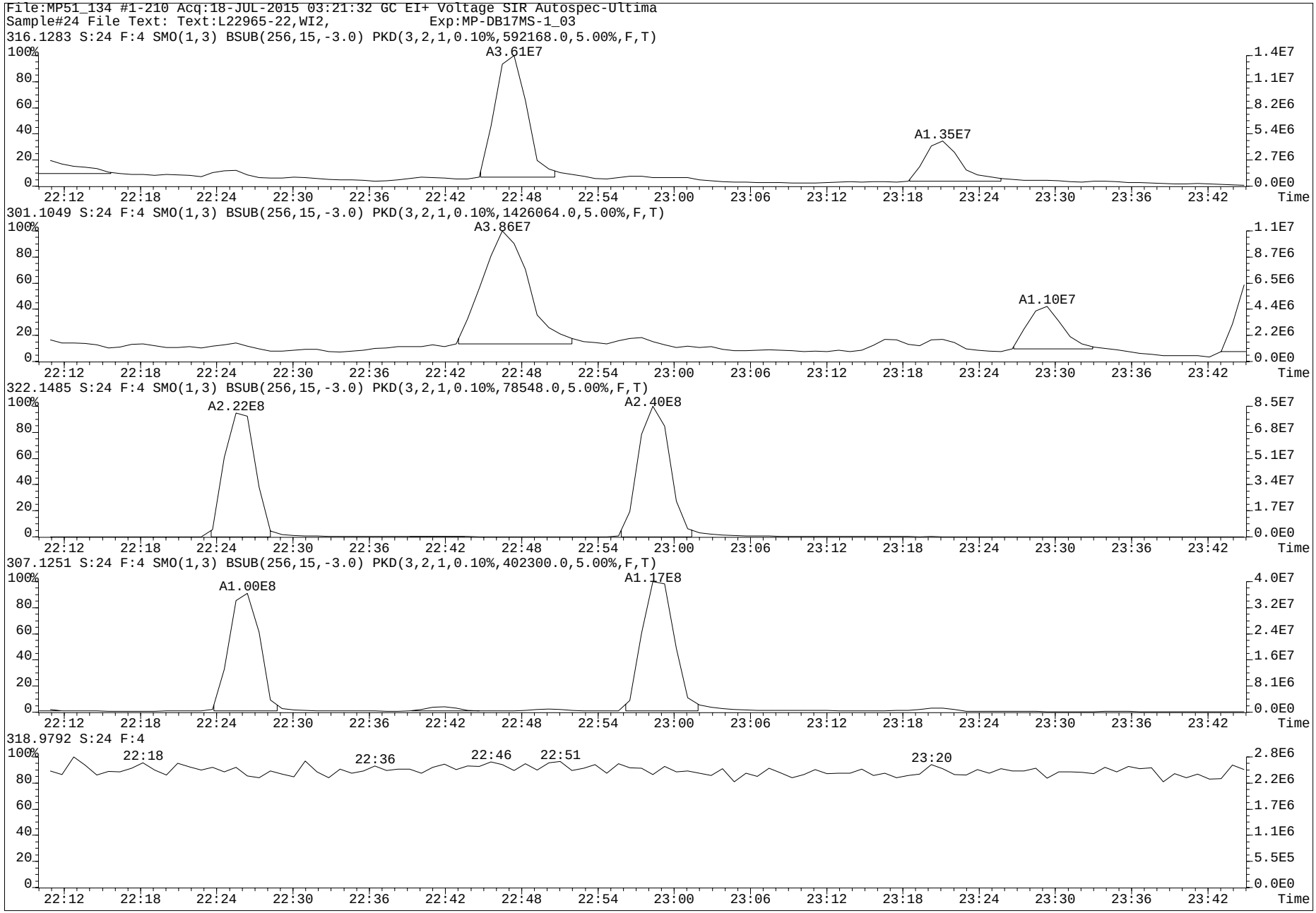
File:MP51_134 #1-210 Acq:18-JUL-2015 03:21:32 GC EI+ Voltage SIR Autospec-Ultima
Sample#24 File Text: Text:L22965-22,WI2, Exp:MP-DB17MS-1_03
316.1283 S:24 F:4 SMO(1,3) BSUB(256,15,-3.0) PKD(3,2,1,0.10%,592168.0,5.00%,F,T)
A3.61E7
A1.35E7
301.1049 S:24 F:4 SMO(1,3) BSUB(256,15,-3.0) PKD(3,2,1,0.10%,1426064.0,5.00%,F,T)
A3.86E7
A1.10E7
322.1485 S:24 F:4 SMO(1,3) BSUB(256,15,-3.0) PKD(3,2,1,0.10%,78548.0,5.00%,F,T)
A2.22E8
A2.40E8
307.1251 S:24 F:4 SMO(1,3) BSUB(256,15,-3.0) PKD(3,2,1,0.10%,402300.0,5.00%,F,T)
A1.00E8
A1.17E8
318.9792 S:24 F:4
22:18
22:36
22:46
22:51
23:20
Time

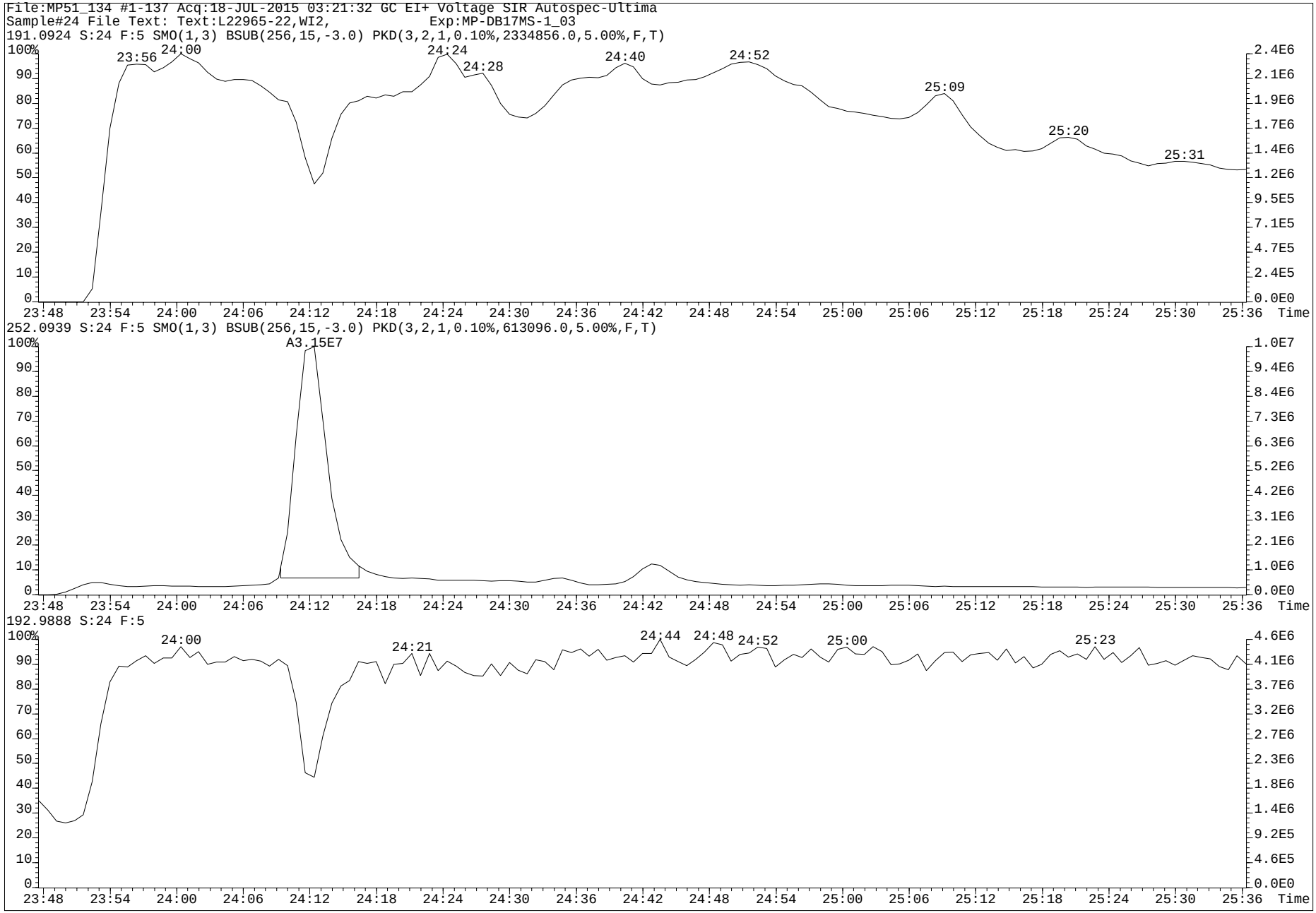
File:MP51_134 #1-137 Acq:18-JUL-2015 03:21:32 GC EI+ Voltage SIR Autospec-Ultima
Sample#24 File Text: Text:L22965-22,WI2, Exp:MP-DB17MS-1_03
191.0924 S:24 F:5 SMO(1,3) BSUB(256,15,-3.0) PKD(3,2,1,0.10%,2334856.0,5.00%,F,T)
23:56
24:00
24:24
24:28
24:40
24:52
25:09
25:20
25:31
252.0939 S:24 F:5 SMO(1,3) BSUB(256,15,-3.0) PKD(3,2,1,0.10%,613096.0,5.00%,F,T)
A3.15E7
192.9888 S:24 F:5
24:00
24:21
24:44
24:48
24:52
25:00
25:23
Time

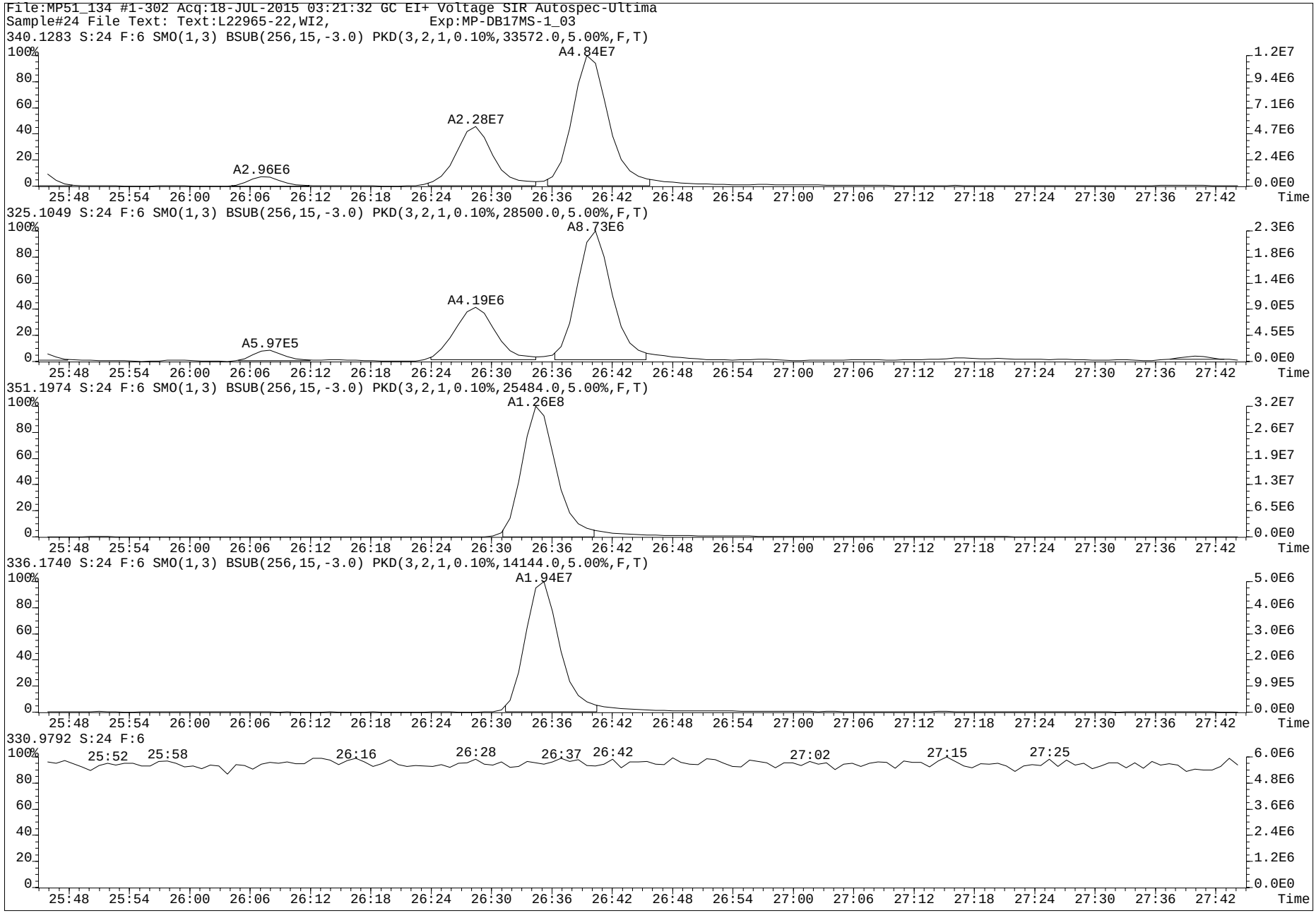
File:MP51_134 #1-302 Acq:18-JUL-2015 03:21:32 GC EI+ Voltage SIR Autospec-Ultima
Sample#24 File Text: Text:L22965-22,WI2, Exp:MP-DB17MS-1_03
340.1283 S:24 F:6 SMO(1,3) BSUB(256,15,-3.0) PKD(3,2,1,0.10%,33572.0,5.00%,F,T)
A4.84E7
A2.28E7
A2.96E6
325.1049 S:24 F:6 SMO(1,3) BSUB(256,15,-3.0) PKD(3,2,1,0.10%,28500.0,5.00%,F,T)
A8.73E6
A4.19E6
A5.97E5
351.1974 S:24 F:6 SMO(1,3) BSUB(256,15,-3.0) PKD(3,2,1,0.10%,25484.0,5.00%,F,T)
A1.26E8
336.1740 S:24 F:6 SMO(1,3) BSUB(256,15,-3.0) PKD(3,2,1,0.10%,14144.0,5.00%,F,T)
A1.94E7
330.9792 S:24 F:6
25:52
25:58
26:16
26:28
26:37
26:42
27:02
27:15
27:25
Time

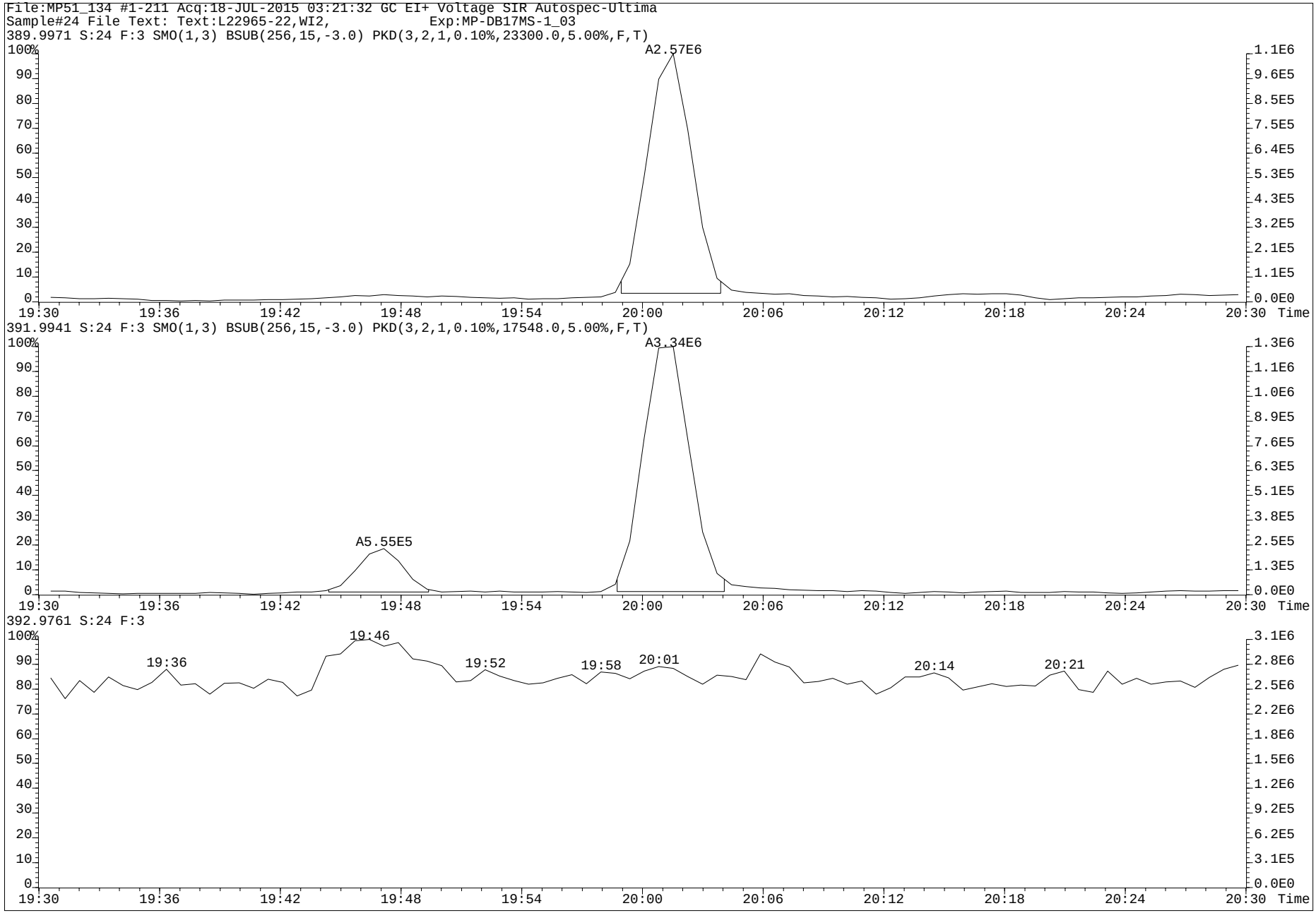
File:MP51_134 #1-211 Acq:18-JUL-2015 03:21:32 GC EI+ Voltage SIR Autospec-Ultima
Sample#24 File Text: Text:L22965-22,WI2, Exp:MP-DB17MS-1_03
389.9971 S:24 F:3 SMO(1,3) BSUB(256,15,-3.0) PKD(3,2,1,0.10%,23300.0,5.00%,F,T)
A2.57E6
391.9941 S:24 F:3 SMO(1,3) BSUB(256,15,-3.0) PKD(3,2,1,0.10%,17548.0,5.00%,F,T)
A3.34E6
A5.55E5
392.9761 S:24 F:3
19:46
19:36
19:52
19:58
20:01
20:14
20:21
Time

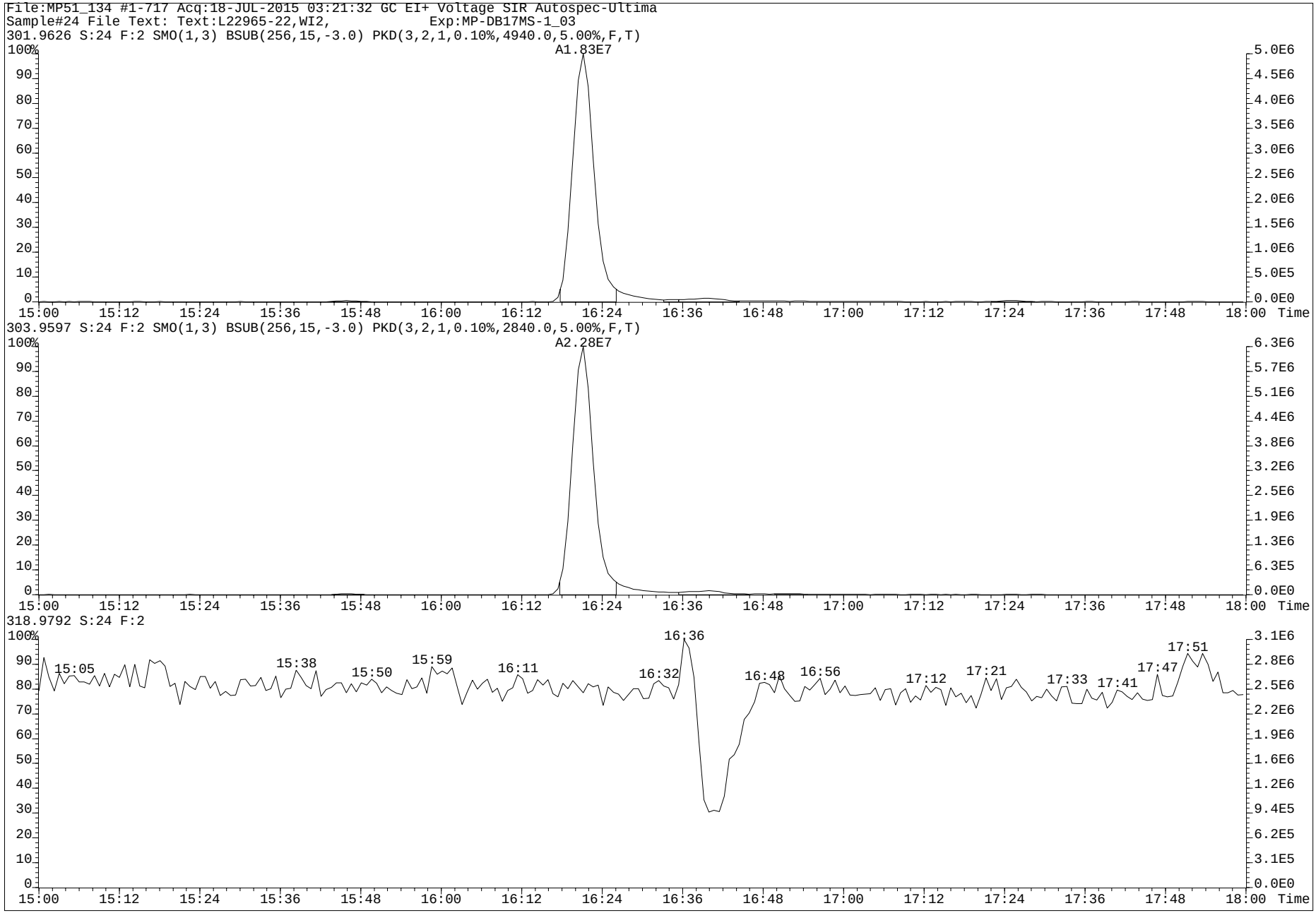
File:MP51_134 #1-717 Acq:18-JUL-2015 03:21:32 GC EI+ Voltage SIR Autospec-Ultima
Sample#24 File Text: Text:L22965-22,WI2, Exp:MP-DB17MS-1_03
301.9626 S:24 F:2 SMO(1,3) BSUB(256,15,-3.0) PKD(3,2,1,0.10%,4940.0,5.00%,F,T)
A1.83E7
303.9597 S:24 F:2 SMO(1,3) BSUB(256,15,-3.0) PKD(3,2,1,0.10%,2840.0,5.00%,F,T)
A2.28E7
318.9792 S:24 F:2
15:05
15:38
15:50
15:59
16:11
16:32
16:36
16:48
16:56
17:12
17:21
17:33
17:41
17:47
17:51
Time

www.axysanalytical.com

Run #18 Filename MP51_134 S: 18 I: 1 Acquired: 17-JUL-15 23:56:54 Processed: 20-JUL-15 14:49:18
Run: mp51_134-a Analyte: MP-DB17-S12 Cal: mp51_134-8a Results: mp51_134-a Version: V3.6 6-JAN-2000 17:51:42
Sample text: L22965-23,WI2, Comments: 4,WG51611,2.0/800uL
sample size: 4.121000 conc units: pg/g total toxicity: 1081.34 F1: 1.0000 F2: 1.0000

	Typ	Name	#Hom	Resp	RA		RT	Conc	Tox #1	DL	Rec	M?
1	Unk	1-OH-Naphthalene	1	1.08e+07	0.83	n	8:10	953.265	95	435.9583	-	y
2	Unk	1-OH-Pyrene	1	1.58e+08	3.35	n	20:43	8892.641	889	157.1381	-	n
3	Unk	3-OH-Chrysene	0	*	*	n	NotFnd	*	*	865.9870	-	n
4	Unk	3-OH-Benz[a]anthracene	0	*	*	n	NotFnd	*	*	722.3304	-	n
5	Unk	7,8-OH-Benzo[a]pyrene-C	0	*	*	n	NotFnd	*	*	*	-	n
6	Unk	7,8-OH-Benzo[a]pyrene-T	0	*	*	n	NotFnd	*	*	*	-	n
7	Unk	7,8-OH-Benzo[a]pyrene-3	0	*	*	n	NotFnd	*	*	*	-	n
8	Unk	9-OH-Benzo[a]pyrene	1	3.22e+06	2.44	n	26:27	528.527	53	65.9722	-	y
9	Unk	3-OH-Benzo[a]pyrene	1	2.47e+06	7.62	n	26:39	439.015	44	94.2070	-	y
10	Unk	7,8-OH-Benzo[a]pyrene-4	0	*	*	n	NotFnd	*	*	*	-	n
11	IS	13C6-1-OH-Naphthalene	1	1.15e+08	0.76	n	8:10	8455.016	-	572.2216	69.7	n
12	IS	13C6-1-OH-Pyrene	1	2.13e+08	3.06	n	20:42	11568.270	-	102.5445	95.3	n
13	IS	13C6-1-OH-BAA	1	1.96e+08	2.20	n	22:26	13732.891	-	280.7951	112.3	n
14	IS	13C6-3-OH-Chrysene	1	2.03e+08	2.04	n	22:59	12532.180	-	247.9355	102.3	n
15	IS	D11-3-OH-Benzo[a]pyrene	1	1.06e+08	6.56	n	26:35	15038.935	-	66.6649	124.6	n
16	IS	13C-CL4-OH-PCB-79	1	3.80e+06	0.79	y	20:01	1488.565	-	108.0559	61.3	n
17	IS	13C-CL4-PCB-79	0	*	*	n	NotFnd	*	-	*	Div0	n
18	RS	13C-CL4-PCB-81	1	2.94e+07	0.79	y	16:22	2.255	-	-	-	n
19	Tot	Fn1 Lock	-	-			-	-	-	-	-	n
20	Tot	Fn2 Lock	-	-			-	-	-	-	-	n
21	Tot	Fn3 Lock	-	-			-	-	-	-	-	n
22	Tot	Fn4 Lock	-	-			-	-	-	-	-	n
23	Tot	Fn4 Lock	-	-			-	-	-	-	-	n
24	Tot	Fn5 Lock	-	-			-	-	-	-	-	n
25	Tot	Fn6 Lock	-	-			-	-	-	-	-	n

x conc. 2 DL
by 1.032

PV AS 23-JUL-2015

SV by MW
26-July-2015

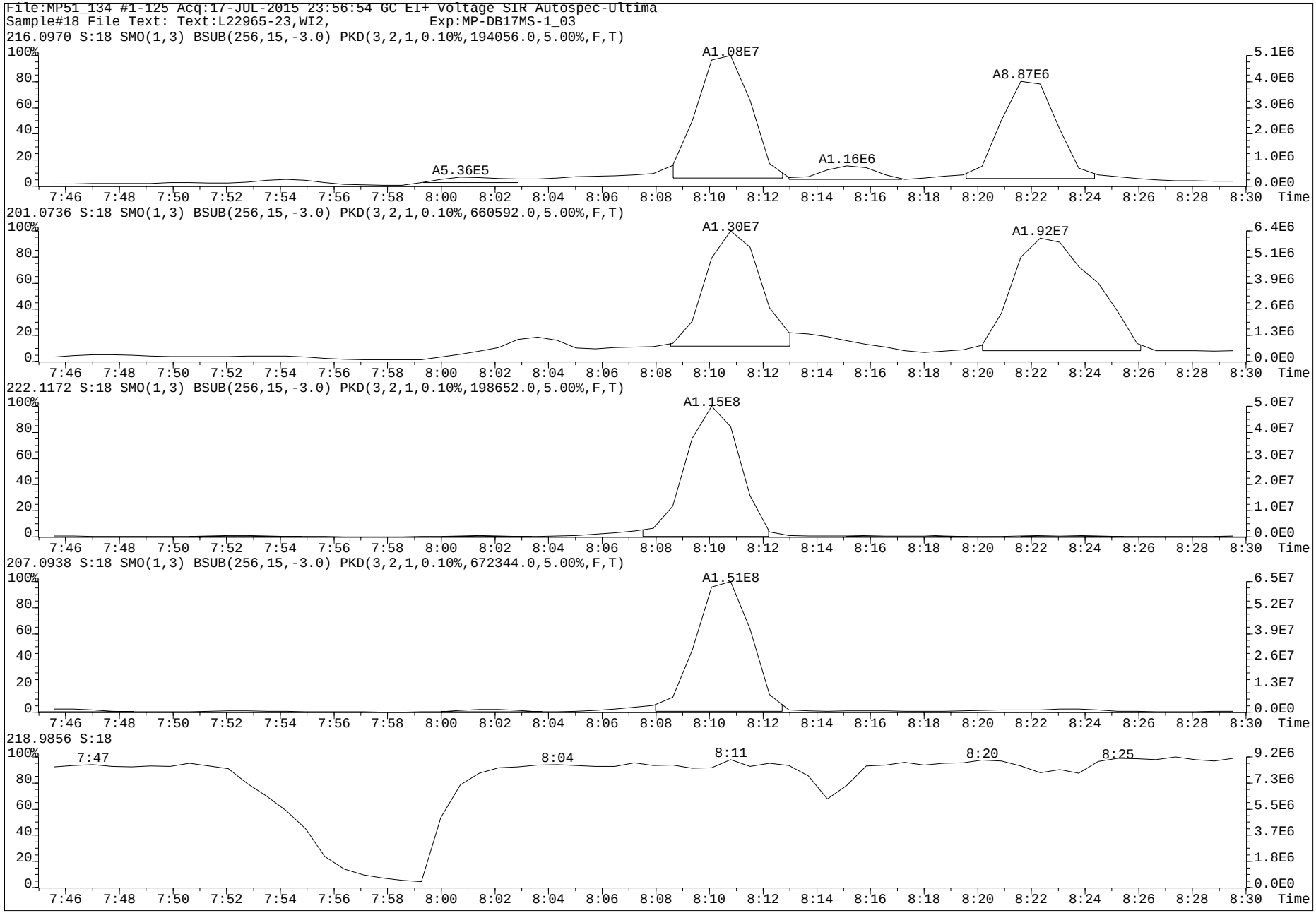
File:MP51_134 #1-125 Acq:17-JUL-2015 23:56:54 GC EI+ Voltage SIR Autospec-Ultima
Sample#18 File Text: Text:L22965-23,WI2, Exp:MP-DB17MS-1_03
216.0970 S:18 SMO(1,3) BSUB(256,15,-3.0) PKD(3,2,1,0.10%,194056.0,5.00%,F,T)
A1.08E7
A8.87E6
A1.16E6
A5.36E5
201.0736 S:18 SMO(1,3) BSUB(256,15,-3.0) PKD(3,2,1,0.10%,660592.0,5.00%,F,T)
A1.30E7
A1.92E7
222.1172 S:18 SMO(1,3) BSUB(256,15,-3.0) PKD(3,2,1,0.10%,198652.0,5.00%,F,T)
A1.15E8
207.0938 S:18 SMO(1,3) BSUB(256,15,-3.0) PKD(3,2,1,0.10%,672344.0,5.00%,F,T)
A1.51E8
218.9856 S:18
7:47
8:04
8:11
8:20
8:25
Time

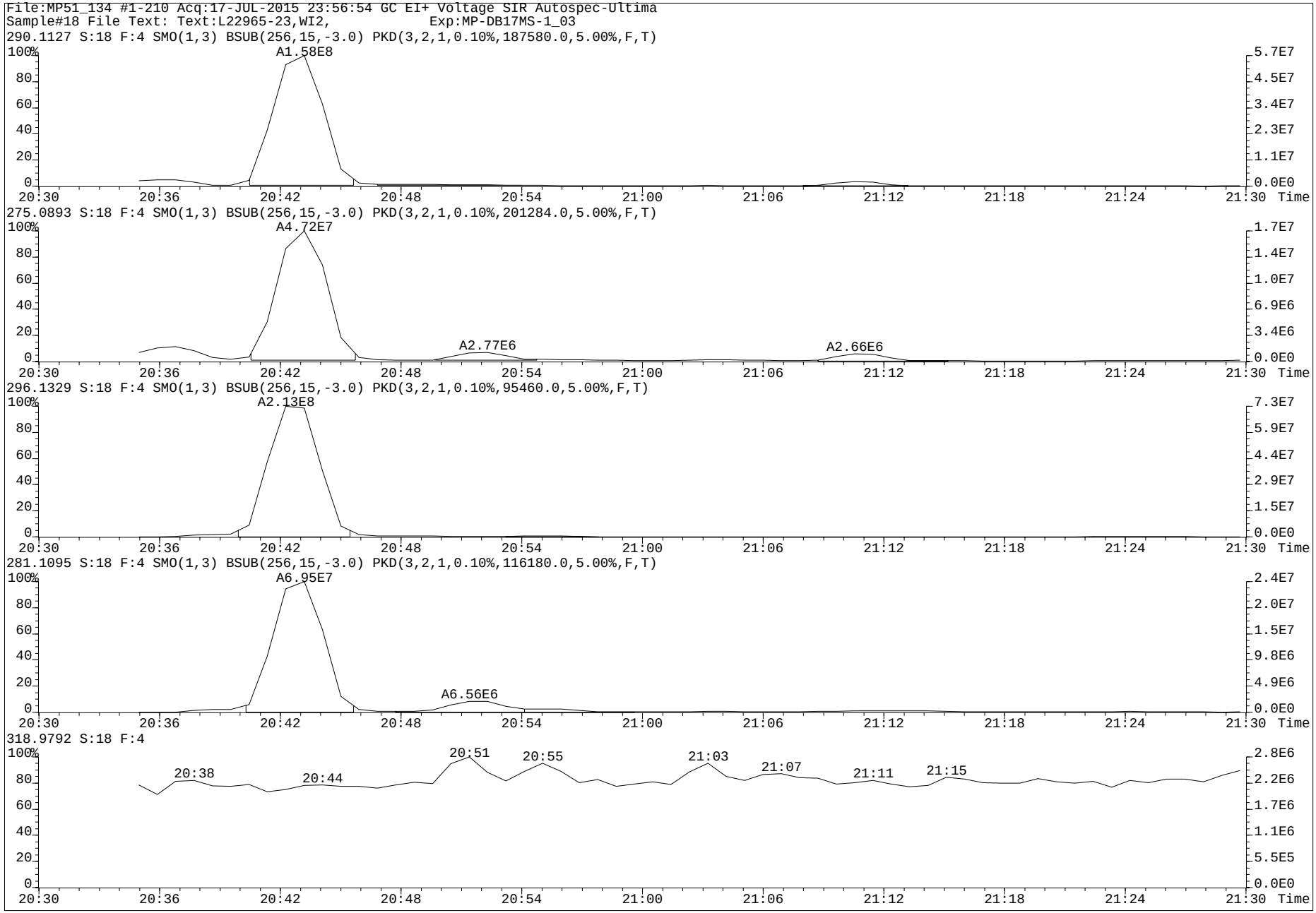
File:MP51_134 #1-210 Acq:17-JUL-2015 23:56:54 GC EI+ Voltage SIR Autospec-Ultima
Sample#18 File Text: Text:L22965-23,WI2, Exp:MP-DB17MS-1_03
290.1127 S:18 F:4 SMO(1,3) BSUB(256,15,-3.0) PKD(3,2,1,0.10%,187580.0,5.00%,F,T)
A1.58E8
275.0893 S:18 F:4 SMO(1,3) BSUB(256,15,-3.0) PKD(3,2,1,0.10%,201284.0,5.00%,F,T)
A4.72E7
A2.77E6
A2.66E6
296.1329 S:18 F:4 SMO(1,3) BSUB(256,15,-3.0) PKD(3,2,1,0.10%,95460.0,5.00%,F,T)
A2.13E8
281.1095 S:18 F:4 SMO(1,3) BSUB(256,15,-3.0) PKD(3,2,1,0.10%,116180.0,5.00%,F,T)
A6.95E7
A6.56E6
318.9792 S:18 F:4
20:38
20:44
20:51
20:55
21:03
21:07
21:11
21:15
Time

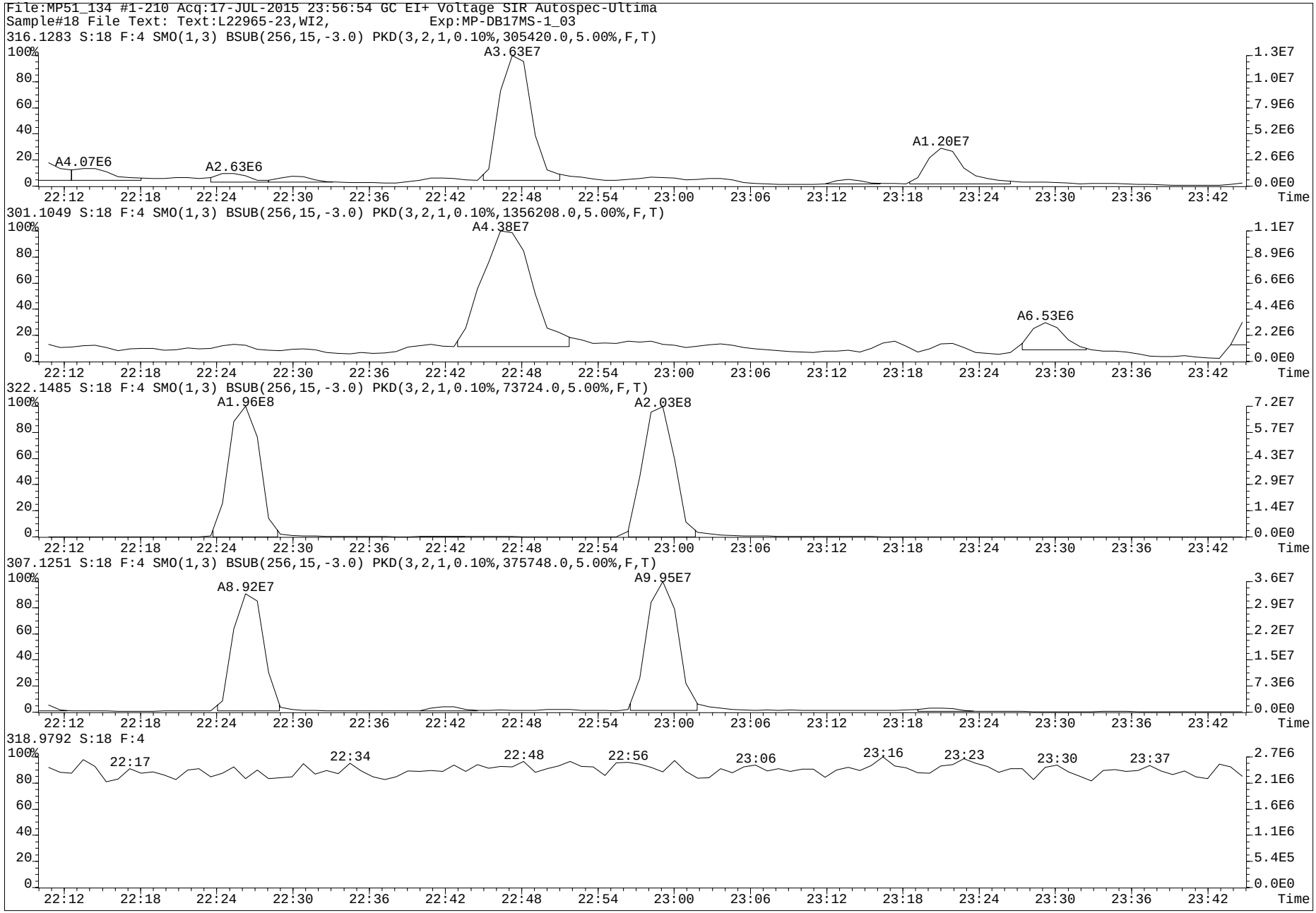
File:MP51_134 #1-210 Acq:17-JUL-2015 23:56:54 GC EI+ Voltage SIR Autospec-Ultima
Sample#18 File Text: Text:L22965-23,WI2, Exp:MP-DB17MS-1_03
316.1283 S:18 F:4 SMO(1,3) BSUB(256,15,-3.0) PKD(3,2,1,0.10%,305420.0,5.00%,F,T)
A3.63E7
A4.07E6
A2.63E6
A1.20E7
301.1049 S:18 F:4 SMO(1,3) BSUB(256,15,-3.0) PKD(3,2,1,0.10%,1356208.0,5.00%,F,T)
A4.38E7
A6.53E6
322.1485 S:18 F:4 SMO(1,3) BSUB(256,15,-3.0) PKD(3,2,1,0.10%,73724.0,5.00%,F,T)
A1.96E8
A2.03E8
307.1251 S:18 F:4 SMO(1,3) BSUB(256,15,-3.0) PKD(3,2,1,0.10%,375748.0,5.00%,F,T)
A8.92E7
A9.95E7
318.9792 S:18 F:4
22:17
22:34
22:48
22:56
23:06
23:16
23:23
23:30
23:37
Time

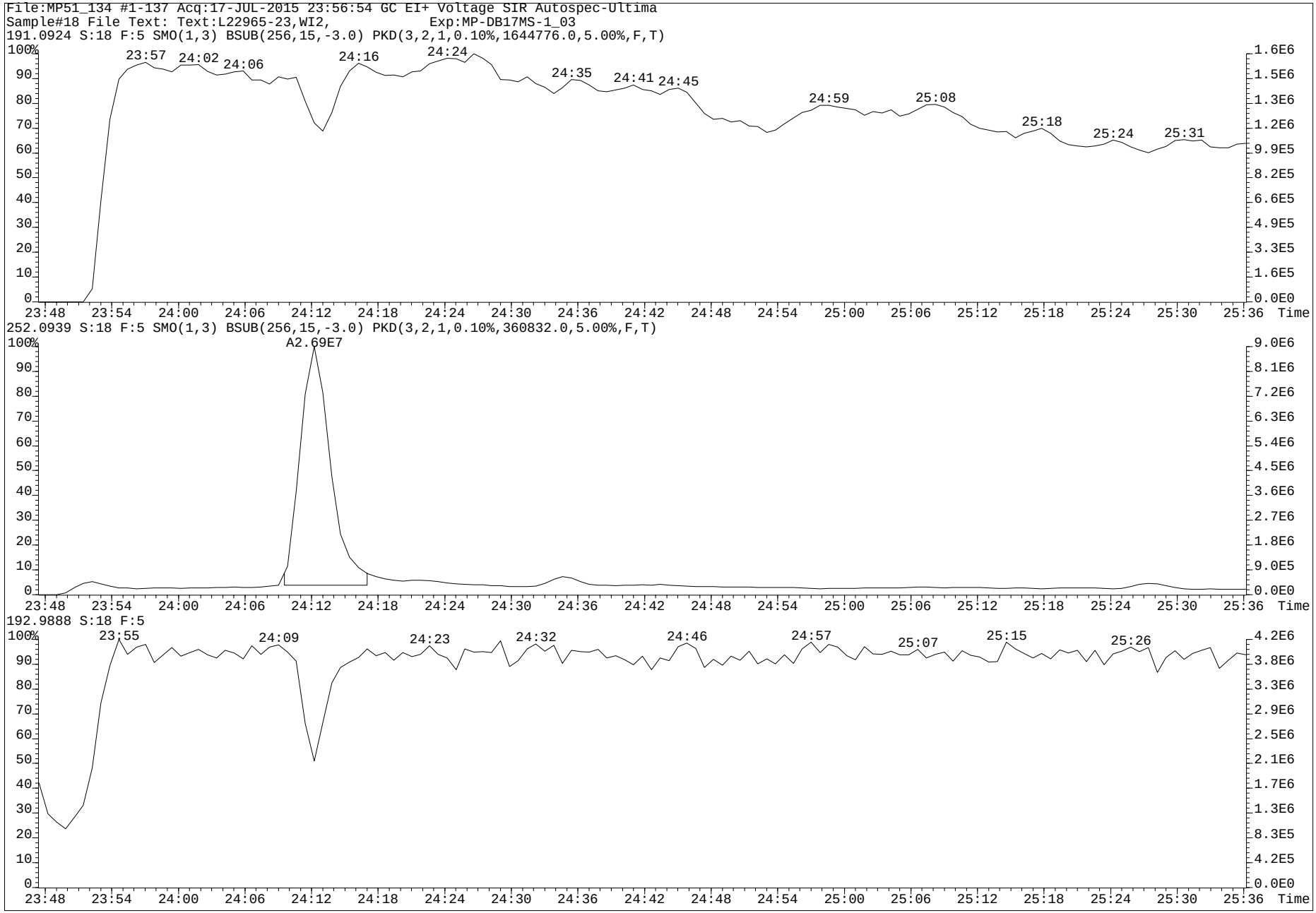
File:MP51_134 #1-137 Acq:17-JUL-2015 23:56:54 GC EI+ Voltage SIR Autospec-Ultima
Sample#18 File Text: Text:L22965-23,WI2, Exp:MP-DB17MS-1_03
191.0924 S:18 F:5 SMO(1,3) BSUB(256,15,-3.0) PKD(3,2,1,0.10%,1644776.0,5.00%,F,T)
23:57
24:02
24:06
24:16
24:24
24:35
24:41
24:45
24:59
25:08
25:18
25:24
25:31
252.0939 S:18 F:5 SMO(1,3) BSUB(256,15,-3.0) PKD(3,2,1,0.10%,360832.0,5.00%,F,T)
A2.69E7
192.9888 S:18 F:5
23:55
24:09
24:23
24:32
24:46
24:57
25:07
25:15
25:26
Time

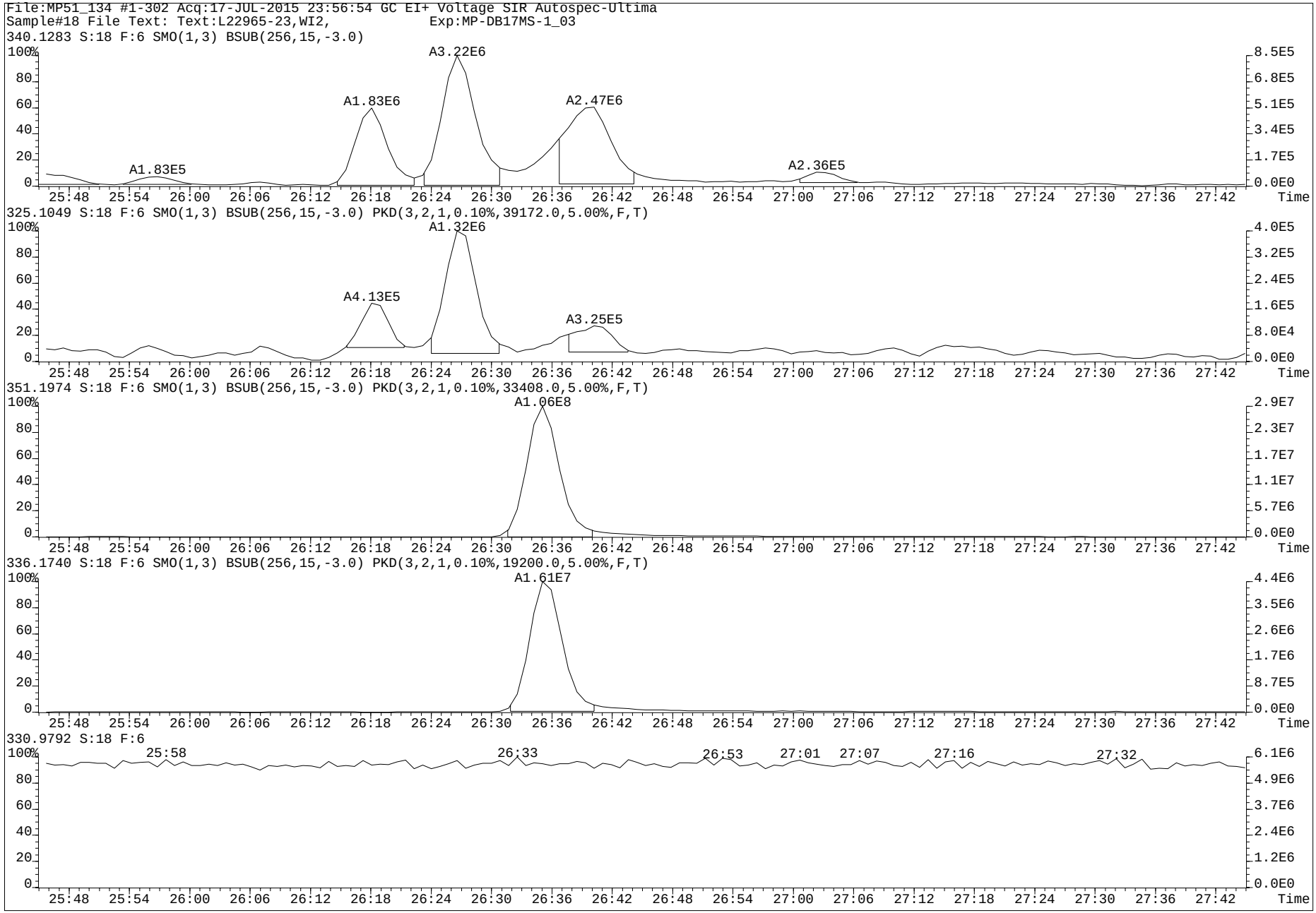
File:MP51_134 #1-302 Acq:17-JUL-2015 23:56:54 GC EI+ Voltage SIR Autospec-Ultima
Sample#18 File Text: Text:L22965-23,WI2, Exp:MP-DB17MS-1_03
340.1283 S:18 F:6 SMO(1,3) BSUB(256,15,-3.0)
A1.83E5
A1.83E6
A3.22E6
A2.47E6
A2.36E5
325.1049 S:18 F:6 SMO(1,3) BSUB(256,15,-3.0) PKD(3,2,1,0.10%,39172.0,5.00%,F,T)
A4.13E5
A1.32E6
A3.25E5
351.1974 S:18 F:6 SMO(1,3) BSUB(256,15,-3.0) PKD(3,2,1,0.10%,33408.0,5.00%,F,T)
A1.06E8
336.1740 S:18 F:6 SMO(1,3) BSUB(256,15,-3.0) PKD(3,2,1,0.10%,19200.0,5.00%,F,T)
A1.61E7
330.9792 S:18 F:6
25:58
26:33
26:53
27:01
27:07
27:16
27:32
Time

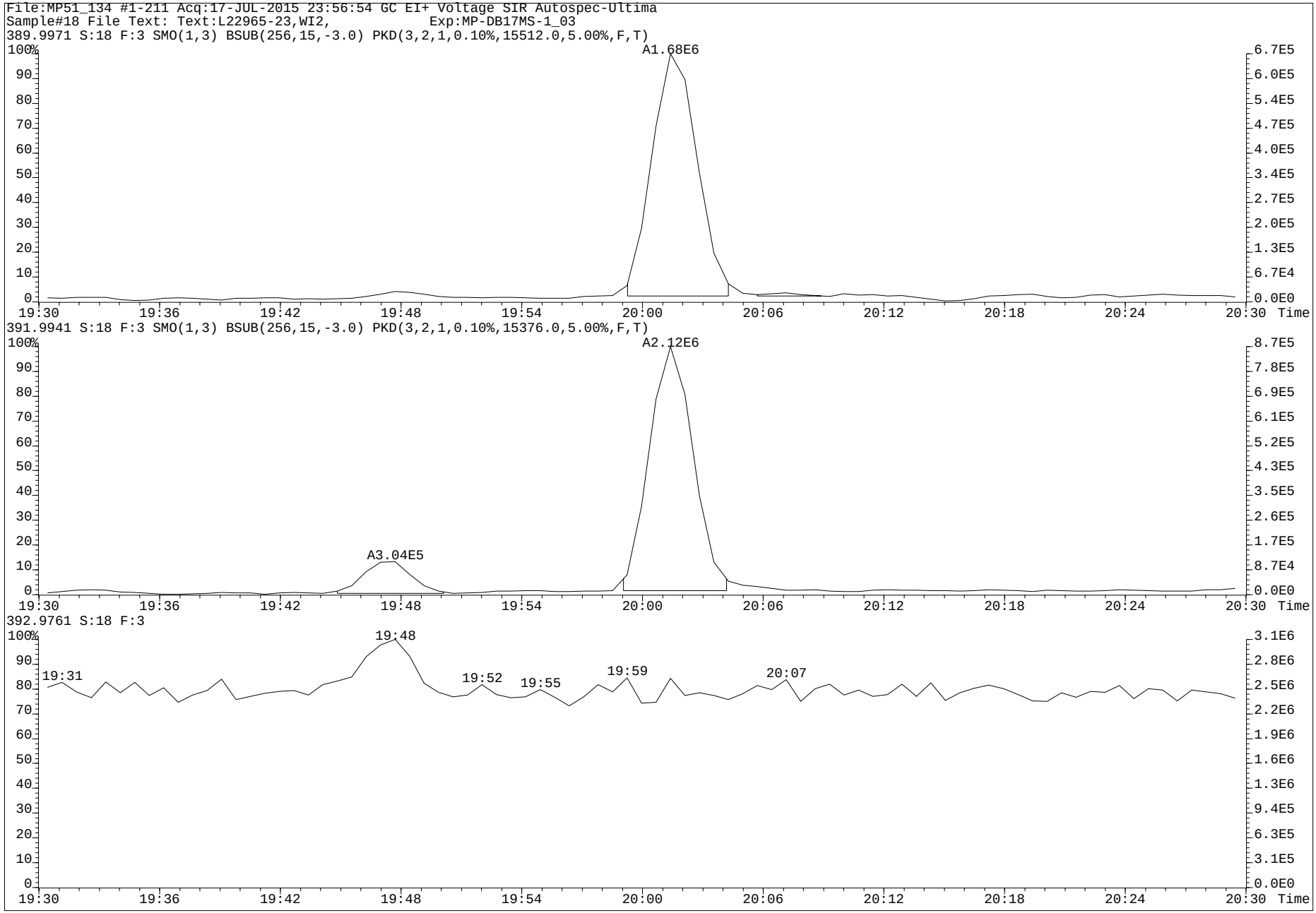
File:MP51_134 #1-211 Acq:17-JUL-2015 23:56:54 GC EI+ Voltage SIR Autospec-Ultima
Sample#18 File Text: Text:L22965-23,WI2, Exp:MP-DB17MS-1_03
389.9971 S:18 F:3 SMO(1,3) BSUB(256,15,-3.0) PKD(3,2,1,0.10%,15512.0,5.00%,F,T)
A1.68E6
391.9941 S:18 F:3 SMO(1,3) BSUB(256,15,-3.0) PKD(3,2,1,0.10%,15376.0,5.00%,F,T)
A2.12E6
A3.04E5
392.9761 S:18 F:3
19:31
19:48
19:52
19:55
19:59
20:07
Time

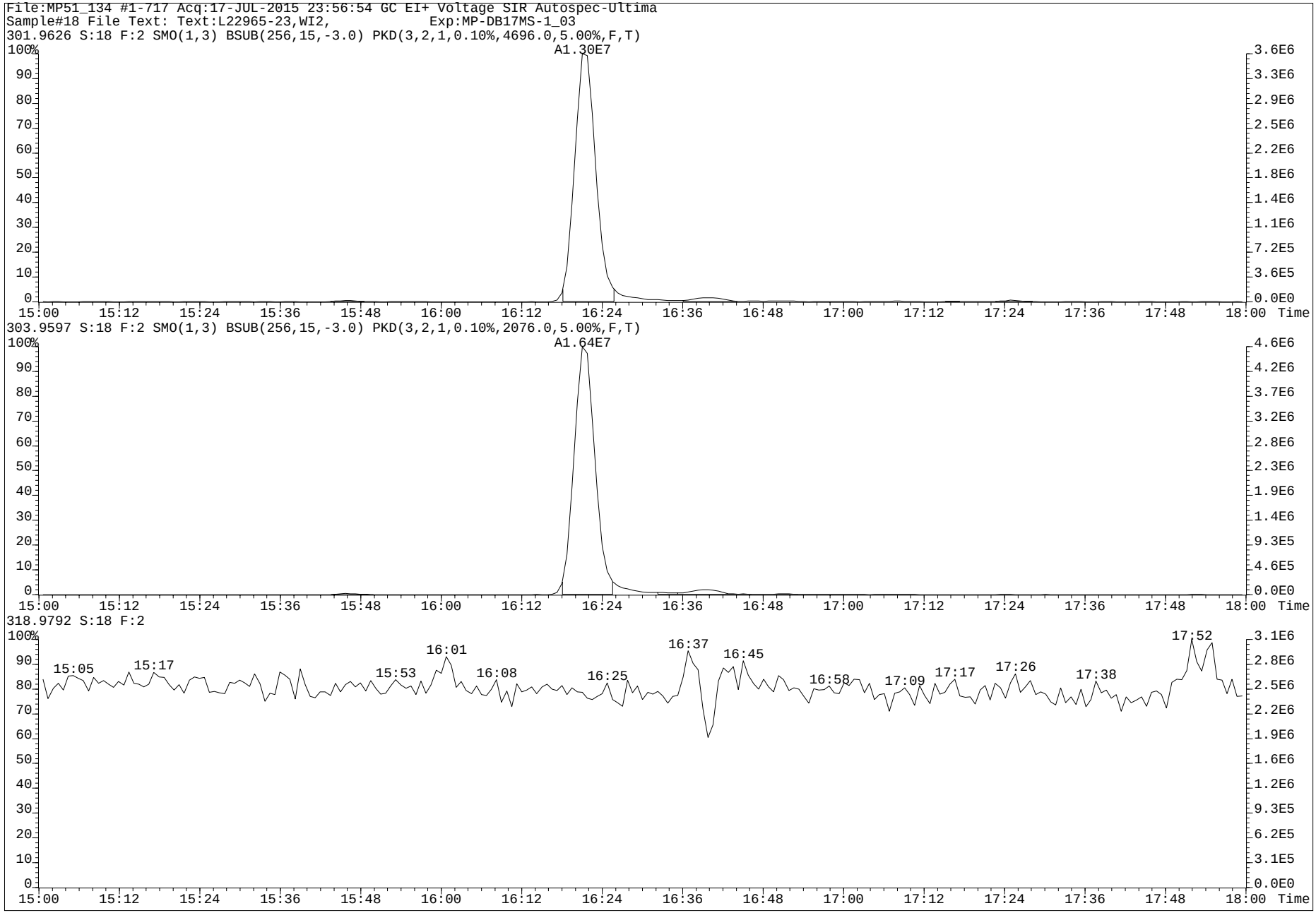
File:MP51_134 #1-717 Acq:17-JUL-2015 23:56:54 GC EI+ Voltage SIR Autospec-Ultima
Sample#18 File Text: Text:L22965-23,WI2, Exp:MP-DB17MS-1_03
301.9626 S:18 F:2 SMO(1,3) BSUB(256,15,-3.0) PKD(3,2,1,0.10%,4696.0,5.00%,F,T)
A1.30E7
303.9597 S:18 F:2 SMO(1,3) BSUB(256,15,-3.0) PKD(3,2,1,0.10%,2076.0,5.00%,F,T)
A1.64E7
318.9792 S:18 F:2
15:05
15:17
15:53
16:01
16:08
16:25
16:37
16:45
16:58
17:09
17:17
17:26
17:38
17:52
Time

www.axysanalytical.com

Run #11 Filename MP51_134 S: 22 I: 1 Acquired: 18-JUL-15 02:13:19 Processed: 20-JUL-15 14:49:22
Run: mp51_134-a Analyte: MP-DB17-S12 Cal: mp51_134-8a Results: mp51_134-b Version: V3.6 6-JAN-2000 17:51:42
Sample text: L22965-24,WI2, 4 Comments: 4,WG51611,2.0/800uL
sample size: ~~4.080000~~ conc units: pg/~~g~~mL total toxicity: 5126.62 F1: 1.0000 F2: 1.0000

	Typ	Name	#Hom	Resp	RA		RT	Conc	Tox #1	DL	Rec	M?
1	Unk	1-OH-Naphthalene	1	8.81e+06	0.88	n	8:11	876.458	88	336.9395	-	y
2	Unk	1-OH-Pyrene	1	7.24e+08	3.54	n	20:43	47694.828	4769	110.0373	-	n
3	Unk	3-OH-Chrysene	1	7.61e+06	1.61	n	22:59	752.353	75	304.4828	-	y
4	Unk	3-OH-Benz[a]anthracene	1	7.19e+05	3.33	n	23:11	61.265	31	251.7155	-	y
5	Unk	7,8-OH-Benzo[a]pyrene-C	0	*	*	n	NotFnd	*	*	*	-	n
6	Unk	7,8-OH-Benzo[a]pyrene-T	0	*	*	n	NotFnd	*	*	*	-	n
7	Unk	7,8-OH-Benzo[a]pyrene-3	0	*	*	n	NotFnd	*	*	*	-	n
8	Unk	9-OH-Benzo[a]pyrene	1	3.20e+06	3.54	n	26:28	701.224	70	51.8142	-	n
9	Unk	3-OH-Benzo[a]pyrene	1	3.57e+06	5.92	n	26:41	935.001	94	92.0009	-	n
10	Unk	7,8-OH-Benzo[a]pyrene-4	0	*	*	n	NotFnd	*	*	*	-	n
11	IS	13C6-1-OH-Naphthalene	1	1.03e+08	0.77	n	8:10	6232.584	-	288.4007	50.9	n
12	IS	13C6-1-OH-Pyrene	1	1.83e+08	3.28	n	20:43	8208.282	-	58.1528	67.0	n
13	IS	13C6-1-OH-BAA	1	1.47e+08	2.18	n	22:26	8505.813	-	65.5793	68.9	n
14	IS	13C6-3-OH-Chrysene	1	1.54e+08	2.02	n	22:59	7830.122	-	57.9050	63.3	n
15	IS	D11-3-OH-Benzo[a]pyrene	1	7.24e+07	6.57	n	26:36	8472.391	-	26.3107	69.5	n
16	IS	13C-CL4-OH-PCB-79	1	3.89e+06	0.79	y	20:02	1256.909	-	68.1723	51.3	y
17	IS	13C-CL4-PCB-79	0	*	*	n	NotFnd	*	-	*	Div0	n
18	RS	13C-CL4-PCB-81	1	3.60e+07	0.79	y	16:22	2.790	-	-	-	n
19	Tot	Fn1 Lock	-	-			-	-	-	-	-	n
20	Tot	Fn2 Lock	-	-			-	-	-	-	-	n
21	Tot	Fn3 Lock	-	-			-	-	-	-	-	n
22	Tot	Fn4 Lock	-	-			-	-	-	-	-	n
23	Tot	Fn4 Lock	-	-			-	-	-	-	-	n
24	Tot	Fn5 Lock	-	-			-	-	-	-	-	n
25	Tot	Fn6 Lock	-	-			-	-	-	-	-	n

x conc. 2 DL
by
~~tot~~ 1.020
14-Aug-2015

PV AS 23-JUL-2015

SV by MW
28-July-2015

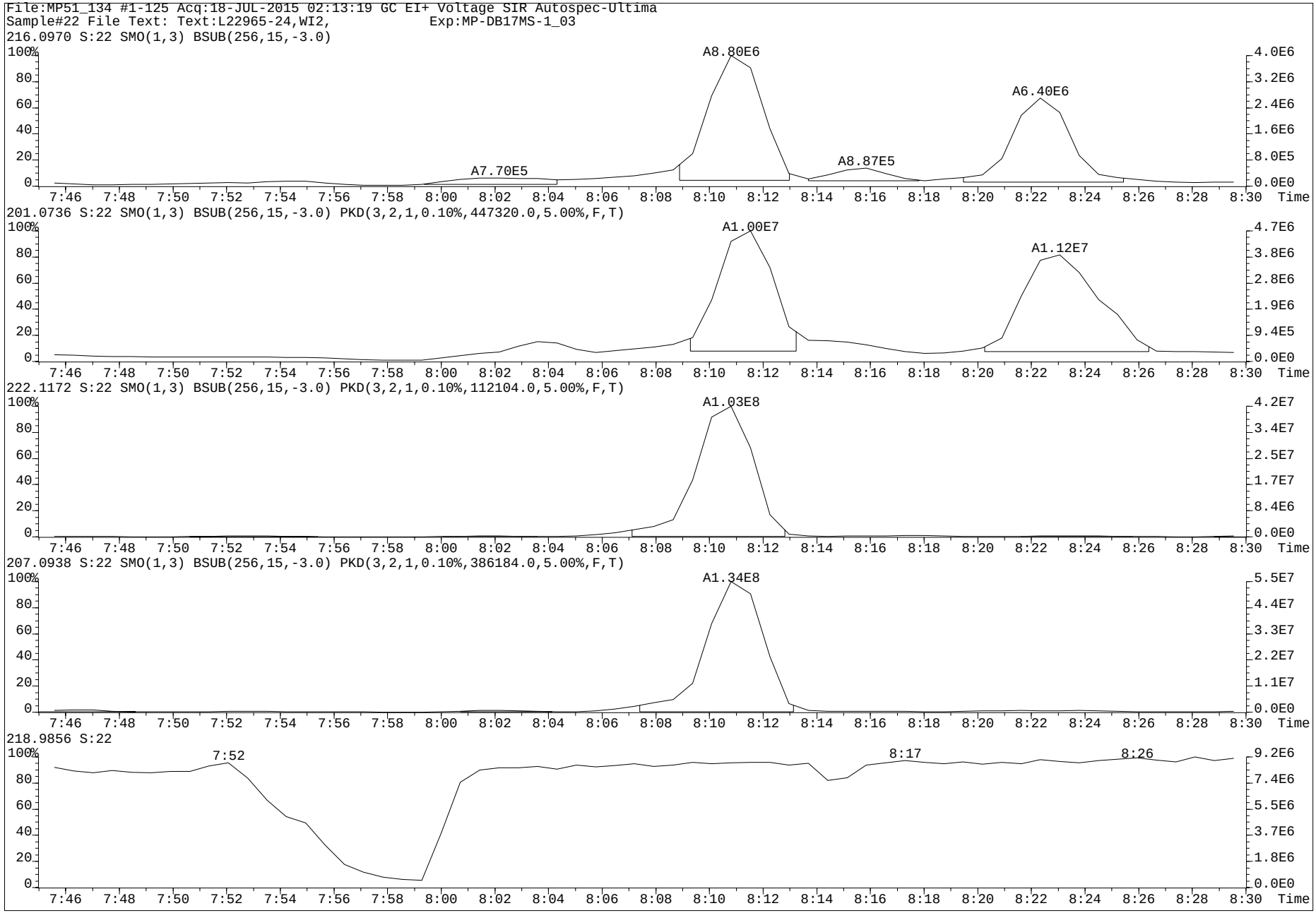
File:MP51_134 #1-125 Acq:18-JUL-2015 02:13:19 GC EI+ Voltage SIR Autospec-Ultima
Sample#22 File Text: Text:L22965-24,WI2, Exp:MP-DB17MS-1_03
216.0970 S:22 SMO(1,3) BSUB(256,15,-3.0)
A8.80E6
A6.40E6
A7.70E5
A8.87E5
201.0736 S:22 SMO(1,3) BSUB(256,15,-3.0) PKD(3,2,1,0.10%,447320.0,5.00%,F,T)
A1.00E7
A1.12E7
222.1172 S:22 SMO(1,3) BSUB(256,15,-3.0) PKD(3,2,1,0.10%,112104.0,5.00%,F,T)
A1.03E8
207.0938 S:22 SMO(1,3) BSUB(256,15,-3.0) PKD(3,2,1,0.10%,386184.0,5.00%,F,T)
A1.34E8
218.9856 S:22
7:52
8:17
8:26
Time

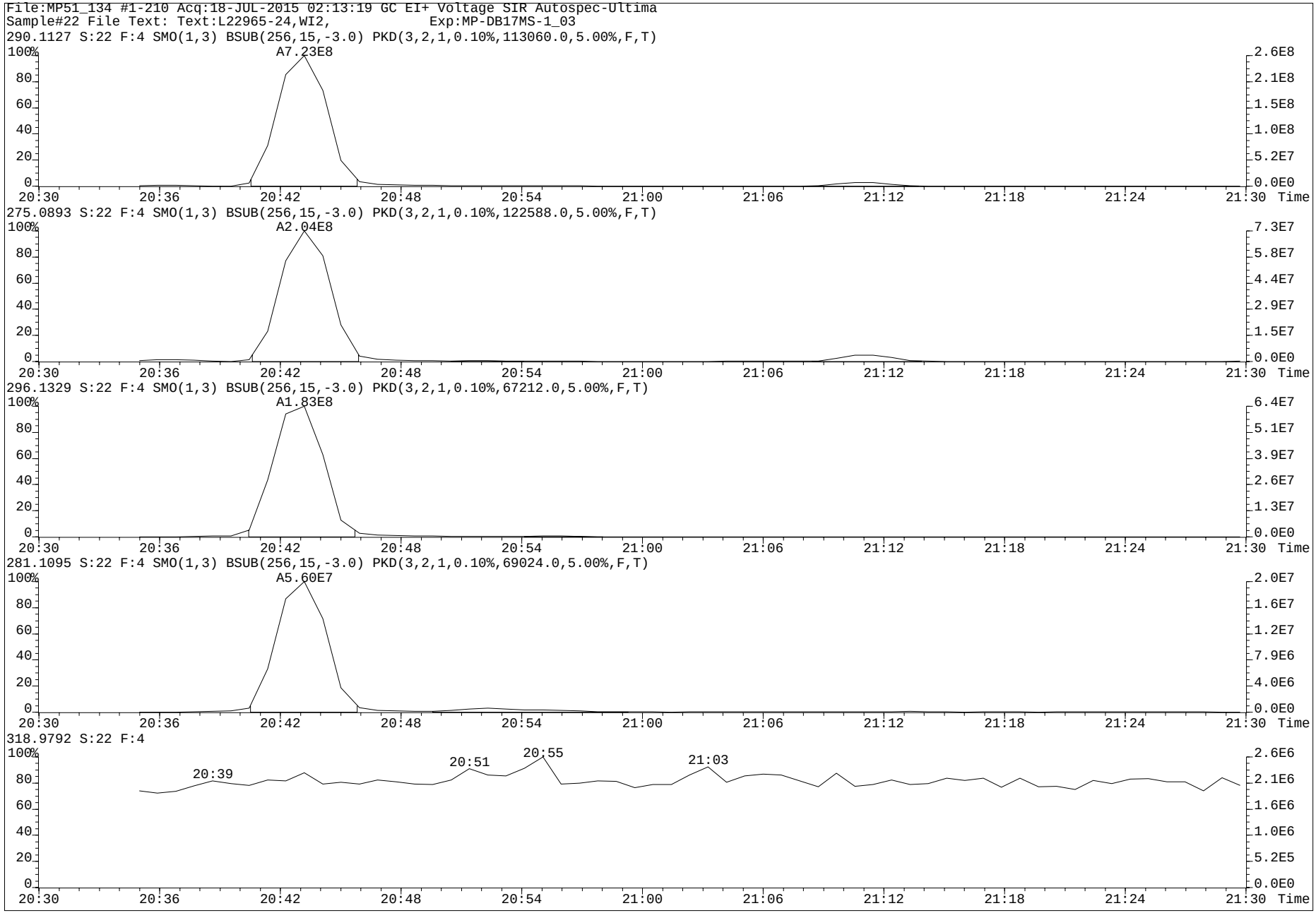
File:MP51_134 #1-210 Acq:18-JUL-2015 02:13:19 GC EI+ Voltage SIR Autospec-Ultima
Sample#22 File Text: Text:L22965-24,WI2, Exp:MP-DB17MS-1_03
290.1127 S:22 F:4 SMO(1,3) BSUB(256,15,-3.0) PKD(3,2,1,0.10%,113060.0,5.00%,F,T)
A7.23E8
275.0893 S:22 F:4 SMO(1,3) BSUB(256,15,-3.0) PKD(3,2,1,0.10%,122588.0,5.00%,F,T)
A2.04E8
296.1329 S:22 F:4 SMO(1,3) BSUB(256,15,-3.0) PKD(3,2,1,0.10%,67212.0,5.00%,F,T)
A1.83E8
281.1095 S:22 F:4 SMO(1,3) BSUB(256,15,-3.0) PKD(3,2,1,0.10%,69024.0,5.00%,F,T)
A5.60E7
318.9792 S:22 F:4
20:39
20:51
20:55
21:03
Time

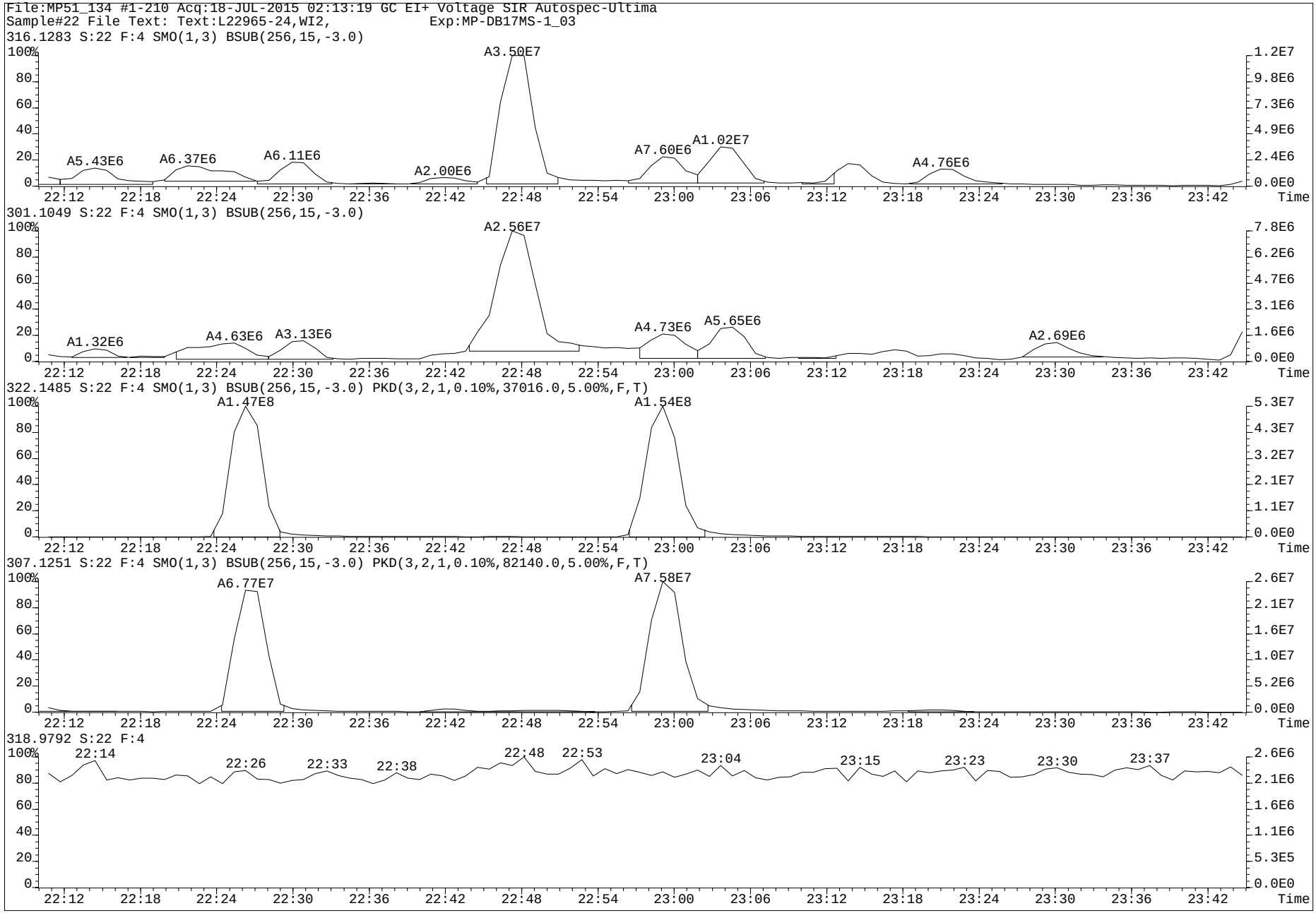
File:MP51_134 #1-210 Acq:18-JUL-2015 02:13:19 GC EI+ Voltage SIR Autospec-Ultima
Sample#22 File Text: Text:L22965-24,WI2, Exp:MP-DB17MS-1_03
316.1283 S:22 F:4 SMO(1,3) BSUB(256,15,-3.0)
A5.43E6
A6.37E6
A6.11E6
A2.00E6
A3.50E7
A7.60E6
A1.02E7
A4.76E6
301.1049 S:22 F:4 SMO(1,3) BSUB(256,15,-3.0)
A1.32E6
A4.63E6
A3.13E6
A2.56E7
A4.73E6
A5.65E6
A2.69E6
322.1485 S:22 F:4 SMO(1,3) BSUB(256,15,-3.0) PKD(3,2,1,0.10%,37016.0,5.00%,F,T)
A1.47E8
A1.54E8
307.1251 S:22 F:4 SMO(1,3) BSUB(256,15,-3.0) PKD(3,2,1,0.10%,82140.0,5.00%,F,T)
A6.77E7
A7.58E7
318.9792 S:22 F:4
22:14
22:26
22:33
22:38
22:48
22:53
23:04
23:15
23:23
23:30
23:37
Time

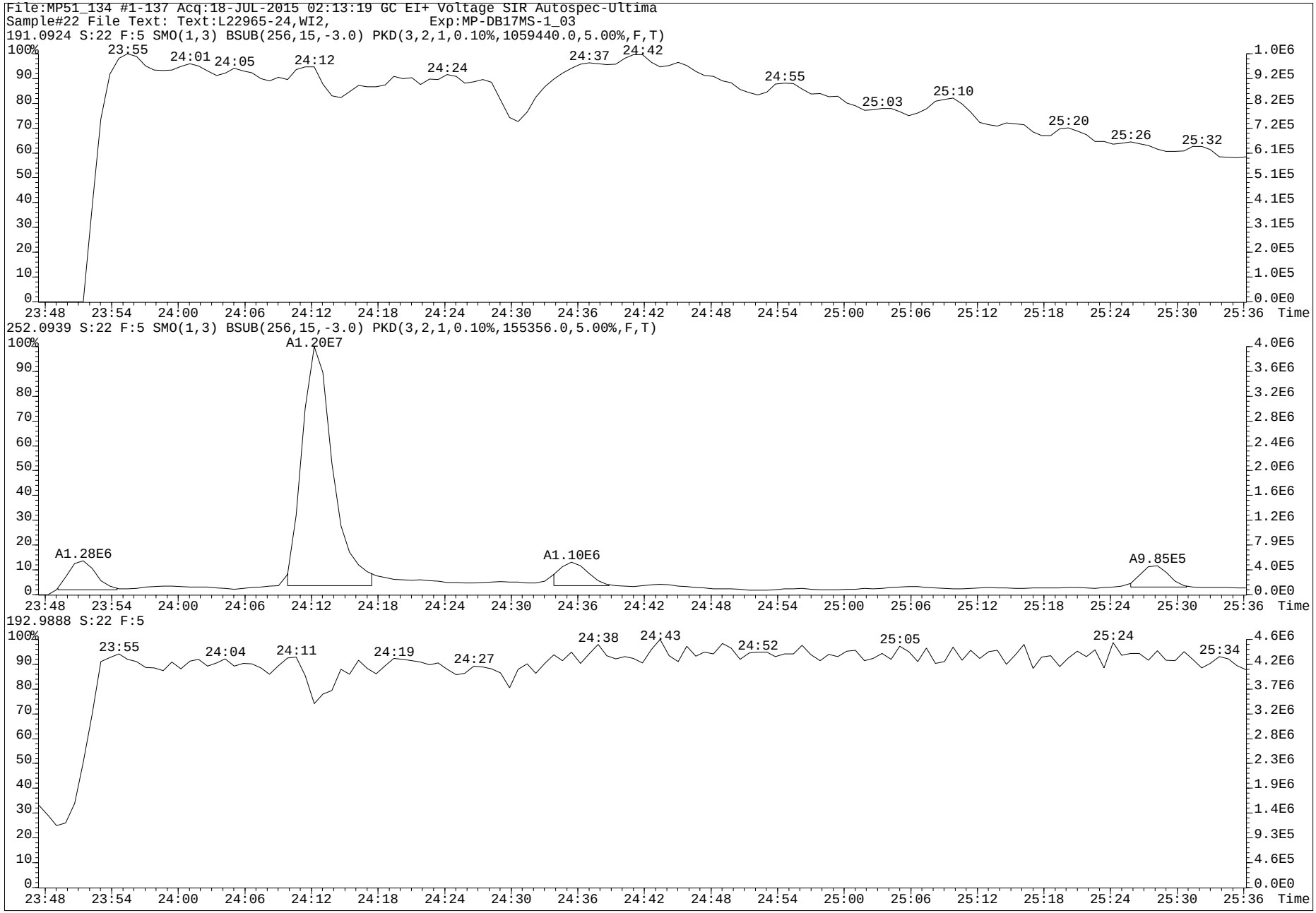
File:MP51_134 #1-137 Acq:18-JUL-2015 02:13:19 GC EI+ Voltage SIR Autospec-Ultima
Sample#22 File Text: Text:L22965-24,WI2, Exp:MP-DB17MS-1_03
191.0924 S:22 F:5 SMO(1,3) BSUB(256,15,-3.0) PKD(3,2,1,0.10%,1059440.0,5.00%,F,T)
23:55
24:01
24:05
24:12
24:24
24:37
24:42
24:55
25:03
25:10
25:20
25:26
25:32
252.0939 S:22 F:5 SMO(1,3) BSUB(256,15,-3.0) PKD(3,2,1,0.10%,155356.0,5.00%,F,T)
A1.20E7
A1.28E6
A1.10E6
A9.85E5
192.9888 S:22 F:5
23:55
24:04
24:11
24:19
24:27
24:38
24:43
24:52
25:05
25:24
25:34
Time

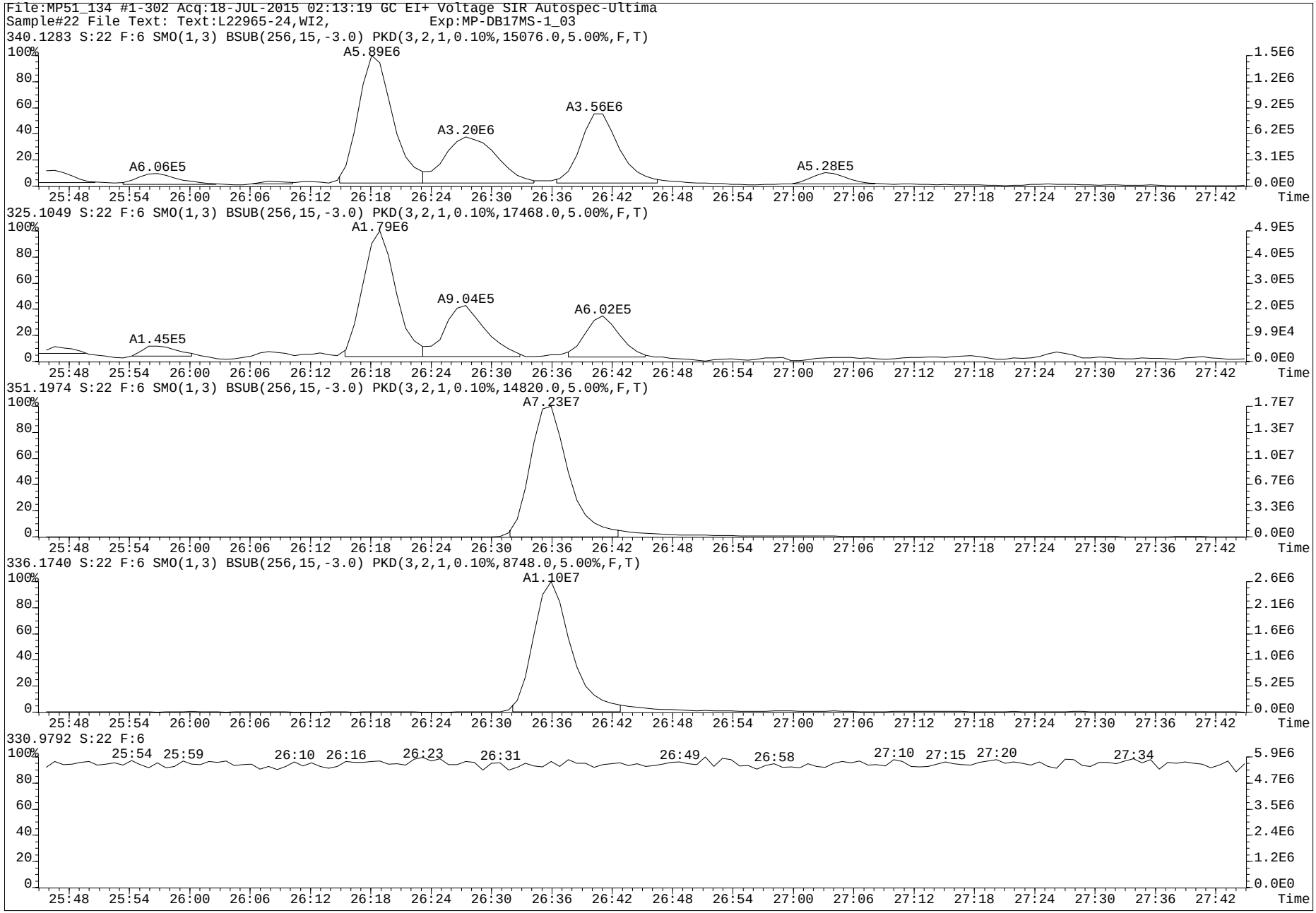
File:MP51_134 #1-302 Acq:18-JUL-2015 02:13:19 GC EI+ Voltage SIR Autospec-Ultima
Sample#22 File Text: Text:L22965-24,WI2, Exp:MP-DB17MS-1_03
340.1283 S:22 F:6 SMO(1,3) BSUB(256,15,-3.0) PKD(3,2,1,0.10%,15076.0,5.00%,F,T)
A5.89E6
A3.56E6
A3.20E6
A6.06E5
A5.28E5
325.1049 S:22 F:6 SMO(1,3) BSUB(256,15,-3.0) PKD(3,2,1,0.10%,17468.0,5.00%,F,T)
A1.79E6
A9.04E5
A6.02E5
A1.45E5
351.1974 S:22 F:6 SMO(1,3) BSUB(256,15,-3.0) PKD(3,2,1,0.10%,14820.0,5.00%,F,T)
A7.23E7
336.1740 S:22 F:6 SMO(1,3) BSUB(256,15,-3.0) PKD(3,2,1,0.10%,8748.0,5.00%,F,T)
A1.10E7
330.9792 S:22 F:6
Time

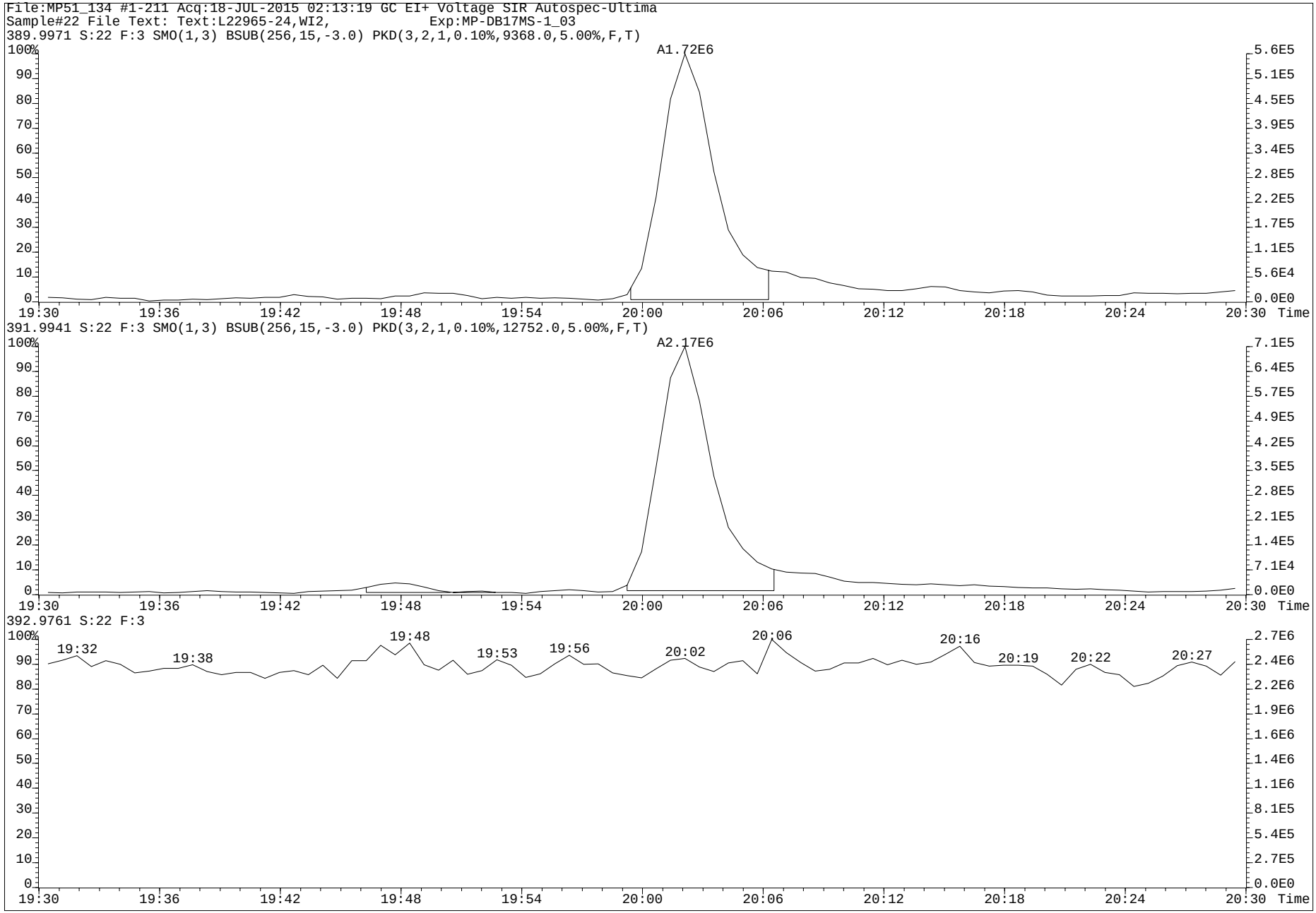
File:MP51_134 #1-211 Acq:18-JUL-2015 02:13:19 GC EI+ Voltage SIR Autospec-Ultima
Sample#22 File Text: Text:L22965-24,WI2, Exp:MP-DB17MS-1_03
389.9971 S:22 F:3 SMO(1,3) BSUB(256,15,-3.0) PKD(3,2,1,0.10%,9368.0,5.00%,F,T)
A1.72E6
391.9941 S:22 F:3 SMO(1,3) BSUB(256,15,-3.0) PKD(3,2,1,0.10%,12752.0,5.00%,F,T)
A2.17E6
392.9761 S:22 F:3
19:32
19:38
19:48
19:53
19:56
20:02
20:06
20:16
20:19
20:22
20:27
Time

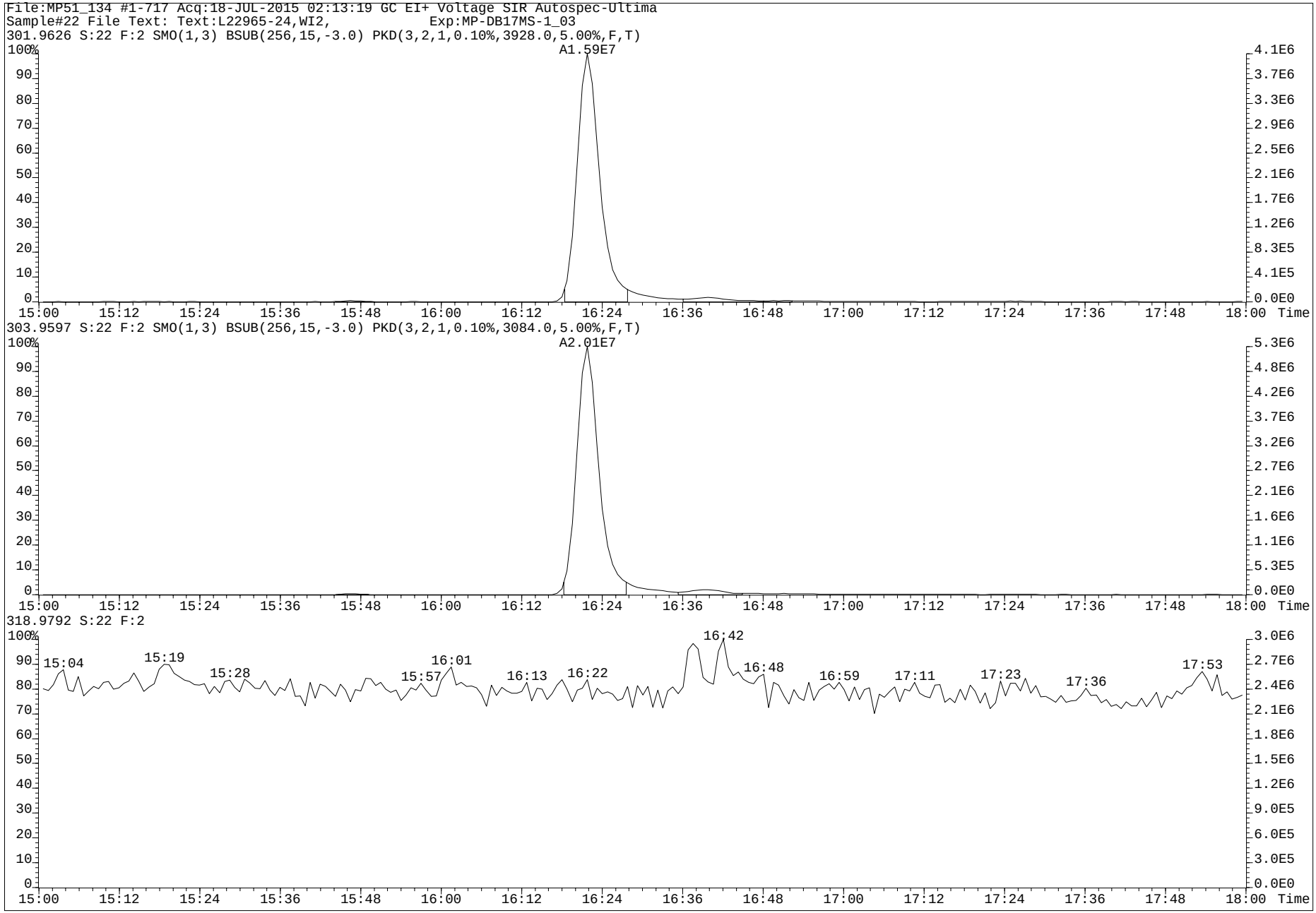
File:MP51_134 #1-717 Acq:18-JUL-2015 02:13:19 GC EI+ Voltage SIR Autospec-Ultima
Sample#22 File Text: Text:L22965-24,WI2, Exp:MP-DB17MS-1_03
301.9626 S:22 F:2 SMO(1,3) BSUB(256,15,-3.0) PKD(3,2,1,0.10%,3928.0,5.00%,F,T)
A1.59E7
303.9597 S:22 F:2 SMO(1,3) BSUB(256,15,-3.0) PKD(3,2,1,0.10%,3084.0,5.00%,F,T)
A2.01E7
318.9792 S:22 F:2
15:04
15:19
15:28
15:57
16:01
16:13
16:22
16:42
16:48
16:59
17:11
17:23
17:36
17:53
Time

OPUSquan 23-JUL-2015 Page 5

Run #13 Filename MP51_134 S: 13 I: 1 Acquired: 17-JUL-15 21:06:24 Processed: 20-JUL-15 14:49:14
Run: mp51_134-a Analyte: MP-DB17-S12 Cal: mp51_134-8a Results: mp51_134-a Version: V3.6 6-JAN-2000 17:51:42
Sample text: L22965-49,I2, Comments: 1,WG51611,2.0/200uL
sample size: ~~4.154000~~ 4 conc units: pg/g total toxicity: 305.24 F1: 1.0000 F2: 1.0000

	Typ	Name	#Hom	Resp	RA		RT	Conc	Tox #1	DL	Rec	M?
1	Unk	1-OH-Naphthalene	1	3.93e+07	0.87	n	8:14	861.368	86	463.5344	-	y
2	Unk	1-OH-Pyrene	1	2.62e+08	3.51	n	20:43	1990.944	199	88.6662	-	n
3	Unk	3-OH-Chrysene	0	*	*	n	NotFnd	*	*	1074.6342	-	n
4	Unk	3-OH-Benz[a]anthracene	0	*	*	n	NotFnd	*	*	826.0422	-	n
5	Unk	7,8-OH-Benzo[a]pyrene-C	0	*	*	n	NotFnd	*	*	*	-	n
6	Unk	7,8-OH-Benzo[a]pyrene-T	0	*	*	n	NotFnd	*	*	*	-	n
7	Unk	7,8-OH-Benzo[a]pyrene-3	0	*	*	n	NotFnd	*	*	*	-	n
8	Unk	9-OH-Benzo[a]pyrene	1	5.80e+06	2.20	n	26:26	162.390	16	25.8978	-	y
9	Unk	3-OH-Benzo[a]pyrene	1	1.17e+06	6.21	n	26:39	37.744	4	38.5609	-	y
10	Unk	7,8-OH-Benzo[a]pyrene-4	0	*	*	n	NotFnd	*	*	*	-	n
11	IS	13C6-1-OH-Naphthalene	1	4.58e+08	0.76	n	8:14	3244.819	-	231.5387	27.0	n
12	IS	13C6-1-OH-Pyrene	1	1.56e+09	3.29	n	20:42	8174.755	-	49.3927	67.9	n
13	IS	13C6-1-OH-BAA	1	1.23e+09	2.40	n	22:26	8287.121	-	84.0825	68.3	n
14	IS	13C6-3-OH-Chrysene	1	1.18e+09	2.05	n	22:58	7017.514	-	74.2429	✓ 57.7	n
15	IS	D11-3-OH-Benzo[a]pyrene	1	5.76e+08	6.39	n	26:35	7871.446	-	17.4315	65.7	n
16	IS	13C-CL4-OH-PCB-79	1	7.16e+07	0.80	y	20:01	2699.822	-	12.4836	112.2	n
17	IS	13C-CL4-PCB-79	0	*	*	n	NotFnd	*	-	*	Div0	n
18	RS	13C-CL4-PCB-81	1	3.03e+08	0.78	y	16:22	23.050	-	-	-	n
19	Tot	Fn1 Lock	-	-			-	-	-	-	-	n
20	Tot	Fn2 Lock	-	-			-	-	-	-	-	n
21	Tot	Fn3 Lock	-	-			-	-	-	-	-	n
22	Tot	Fn4 Lock	-	-			-	-	-	-	-	n
23	Tot	Fn4 Lock	-	-			-	-	-	-	-	n
24	Tot	Fn5 Lock	-	-			-	-	-	-	-	n
25	Tot	Fn6 Lock	-	-			-	-	-	-	-	n

x conc. & DL by 1.039

PV AS 23-JUL-2015

SV by MW
26-July-2015

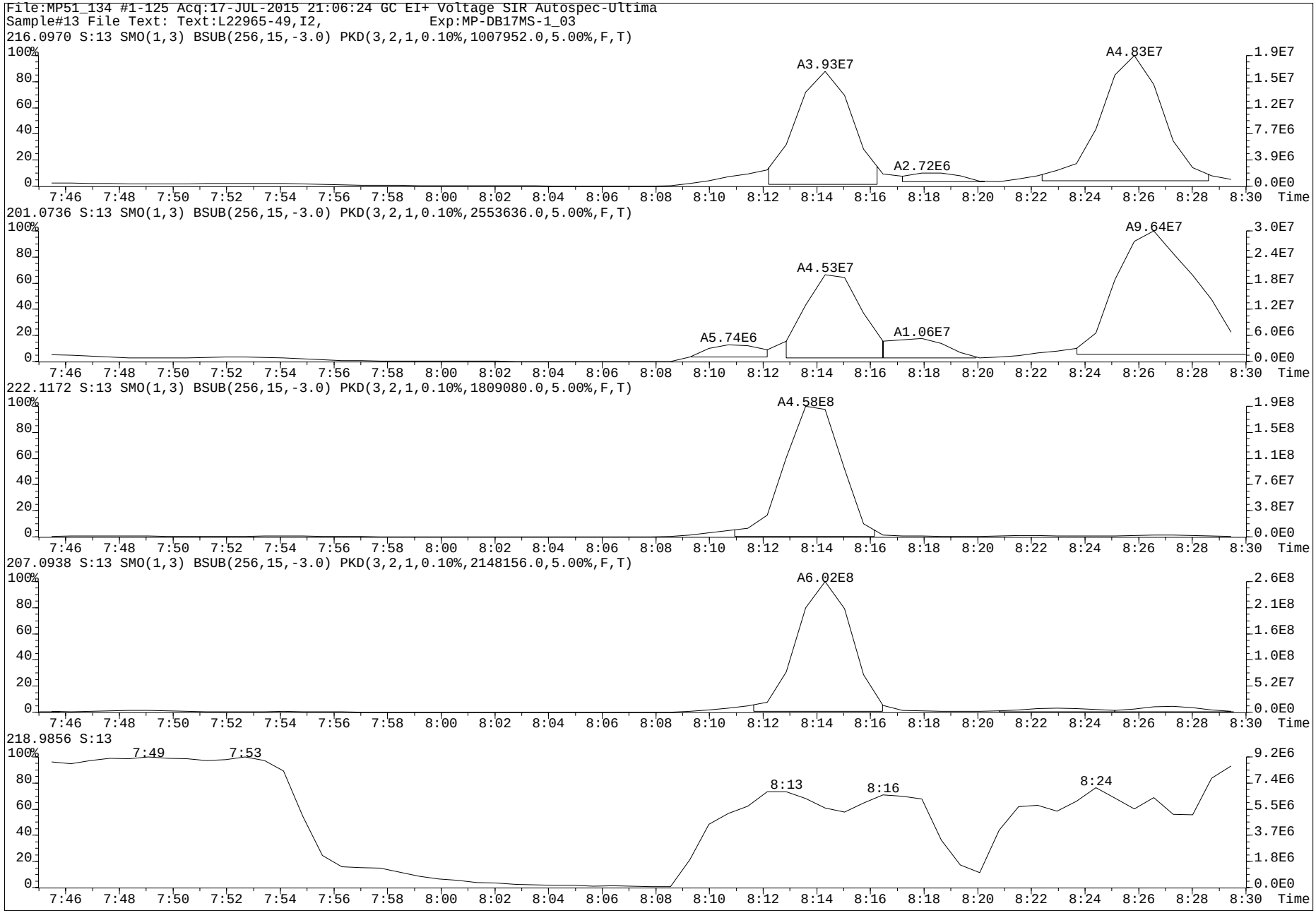
File:MP51_134 #1-125 Acq:17-JUL-2015 21:06:24 GC EI+ Voltage SIR Autospec-Ultima
Sample#13 File Text: Text:L22965-49,I2, Exp:MP-DB17MS-1_03
216.0970 S:13 SMO(1,3) BSUB(256,15,-3.0) PKD(3,2,1,0.10%,1007952.0,5.00%,F,T)
A3.93E7
A2.72E6
A4.83E7
201.0736 S:13 SMO(1,3) BSUB(256,15,-3.0) PKD(3,2,1,0.10%,2553636.0,5.00%,F,T)
A5.74E6
A4.53E7
A1.06E7
A9.64E7
222.1172 S:13 SMO(1,3) BSUB(256,15,-3.0) PKD(3,2,1,0.10%,1809080.0,5.00%,F,T)
A4.58E8
207.0938 S:13 SMO(1,3) BSUB(256,15,-3.0) PKD(3,2,1,0.10%,2148156.0,5.00%,F,T)
A6.02E8
218.9856 S:13
7:49
7:53
8:13
8:16
8:24
Time

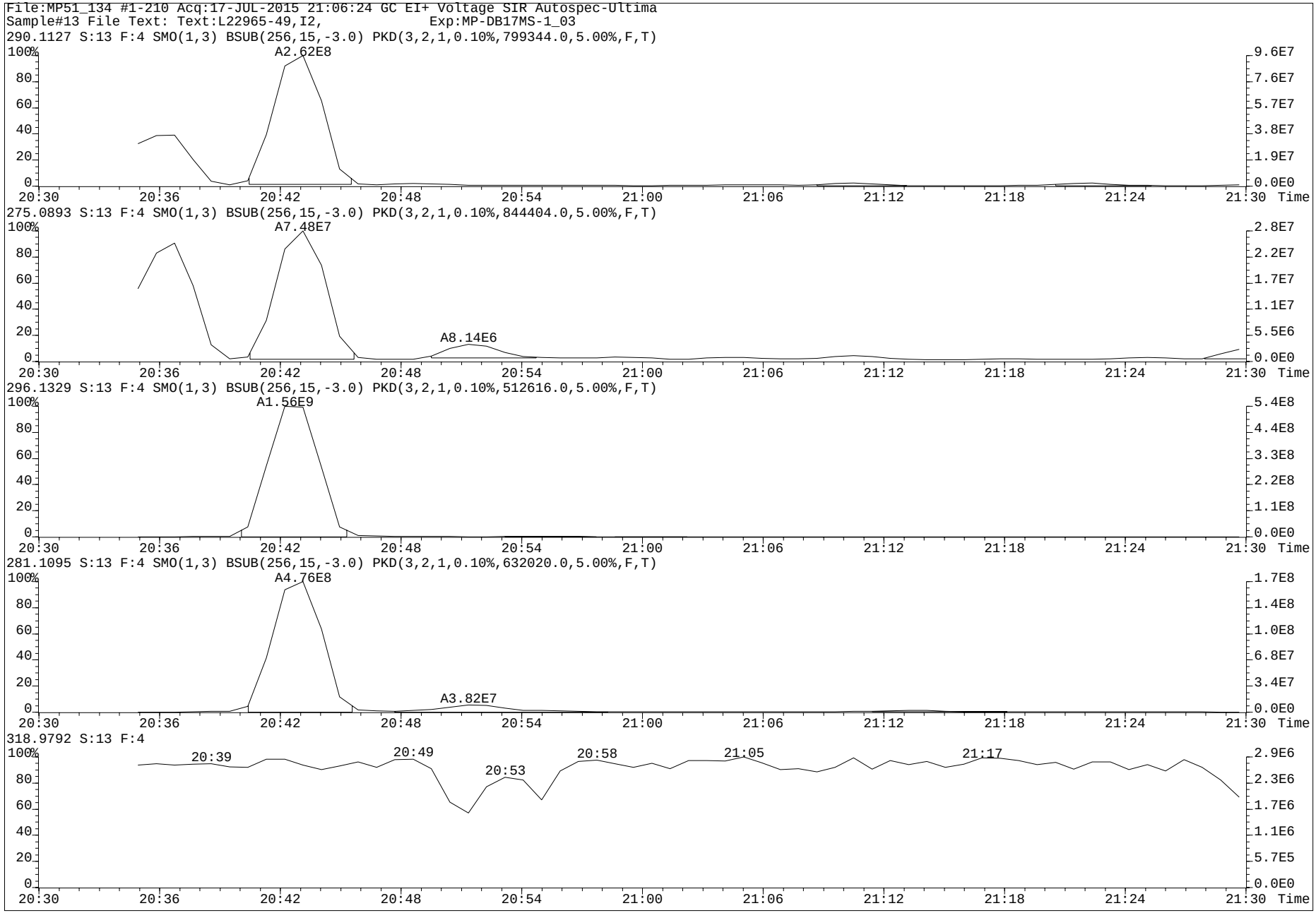
File:MP51_134 #1-210 Acq:17-JUL-2015 21:06:24 GC EI+ Voltage SIR Autospec-Ultima
Sample#13 File Text: Text:L22965-49,I2, Exp:MP-DB17MS-1_03
290.1127 S:13 F:4 SMO(1,3) BSUB(256,15,-3.0) PKD(3,2,1,0.10%,799344.0,5.00%,F,T)
A2.62E8
275.0893 S:13 F:4 SMO(1,3) BSUB(256,15,-3.0) PKD(3,2,1,0.10%,844404.0,5.00%,F,T)
A7.48E7
A8.14E6
296.1329 S:13 F:4 SMO(1,3) BSUB(256,15,-3.0) PKD(3,2,1,0.10%,512616.0,5.00%,F,T)
A1.56E9
281.1095 S:13 F:4 SMO(1,3) BSUB(256,15,-3.0) PKD(3,2,1,0.10%,632020.0,5.00%,F,T)
A4.76E8
A3.82E7
318.9792 S:13 F:4
20:39
20:49
20:53
20:58
21:05
21:17
Time

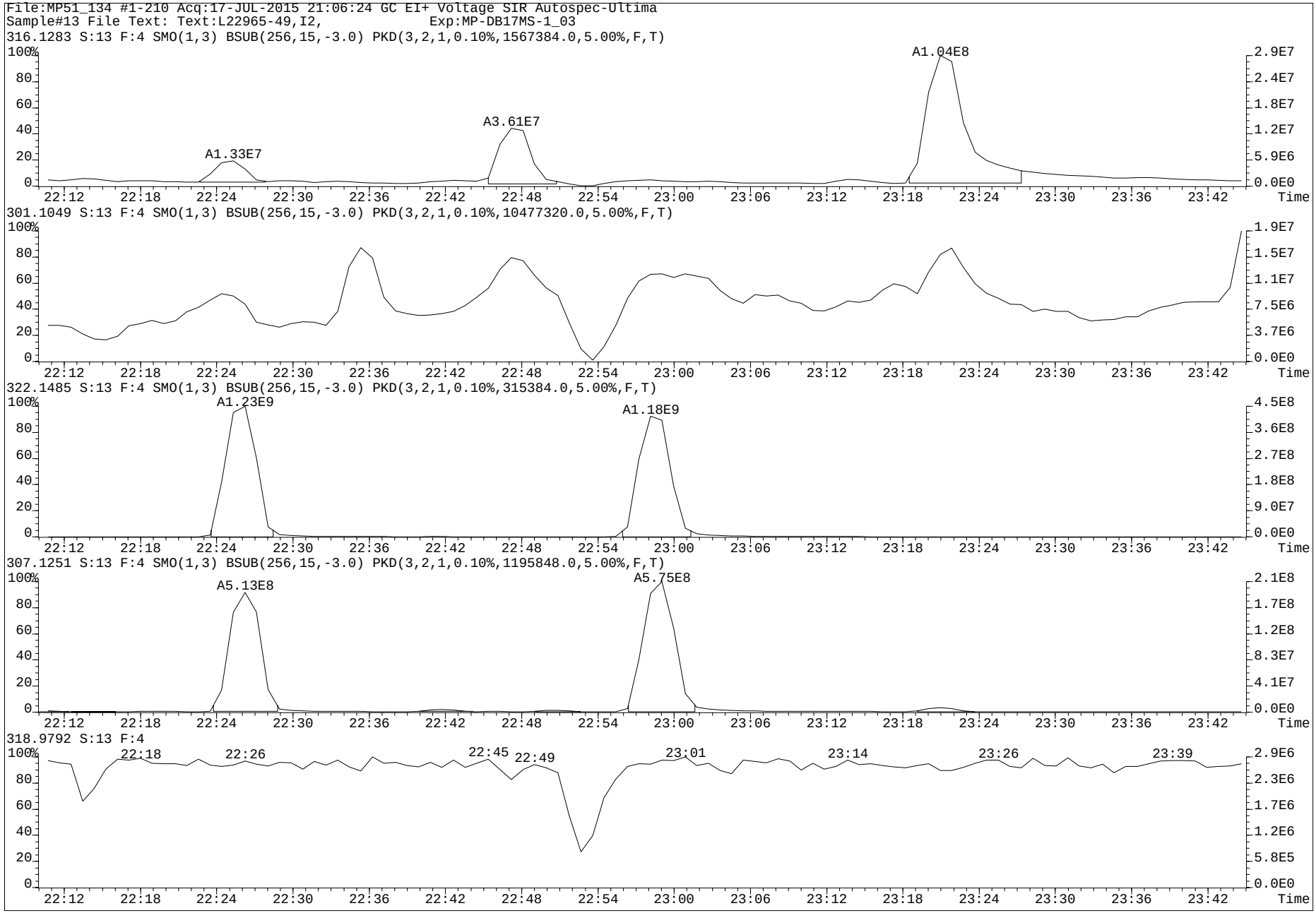
File:MP51_134 #1-210 Acq:17-JUL-2015 21:06:24 GC EI+ Voltage SIR Autospec-Ultima
Sample#13 File Text: Text:L22965-49,I2, Exp:MP-DB17MS-1_03
316.1283 S:13 F:4 SMO(1,3) BSUB(256,15,-3.0) PKD(3,2,1,0.10%,1567384.0,5.00%,F,T)
A1.33E7
A3.61E7
A1.04E8
301.1049 S:13 F:4 SMO(1,3) BSUB(256,15,-3.0) PKD(3,2,1,0.10%,10477320.0,5.00%,F,T)
322.1485 S:13 F:4 SMO(1,3) BSUB(256,15,-3.0) PKD(3,2,1,0.10%,315384.0,5.00%,F,T)
A1.23E9
A1.18E9
307.1251 S:13 F:4 SMO(1,3) BSUB(256,15,-3.0) PKD(3,2,1,0.10%,1195848.0,5.00%,F,T)
A5.13E8
A5.75E8
318.9792 S:13 F:4
22:18
22:26
22:45
22:49
23:01
23:14
23:26
23:39
Time

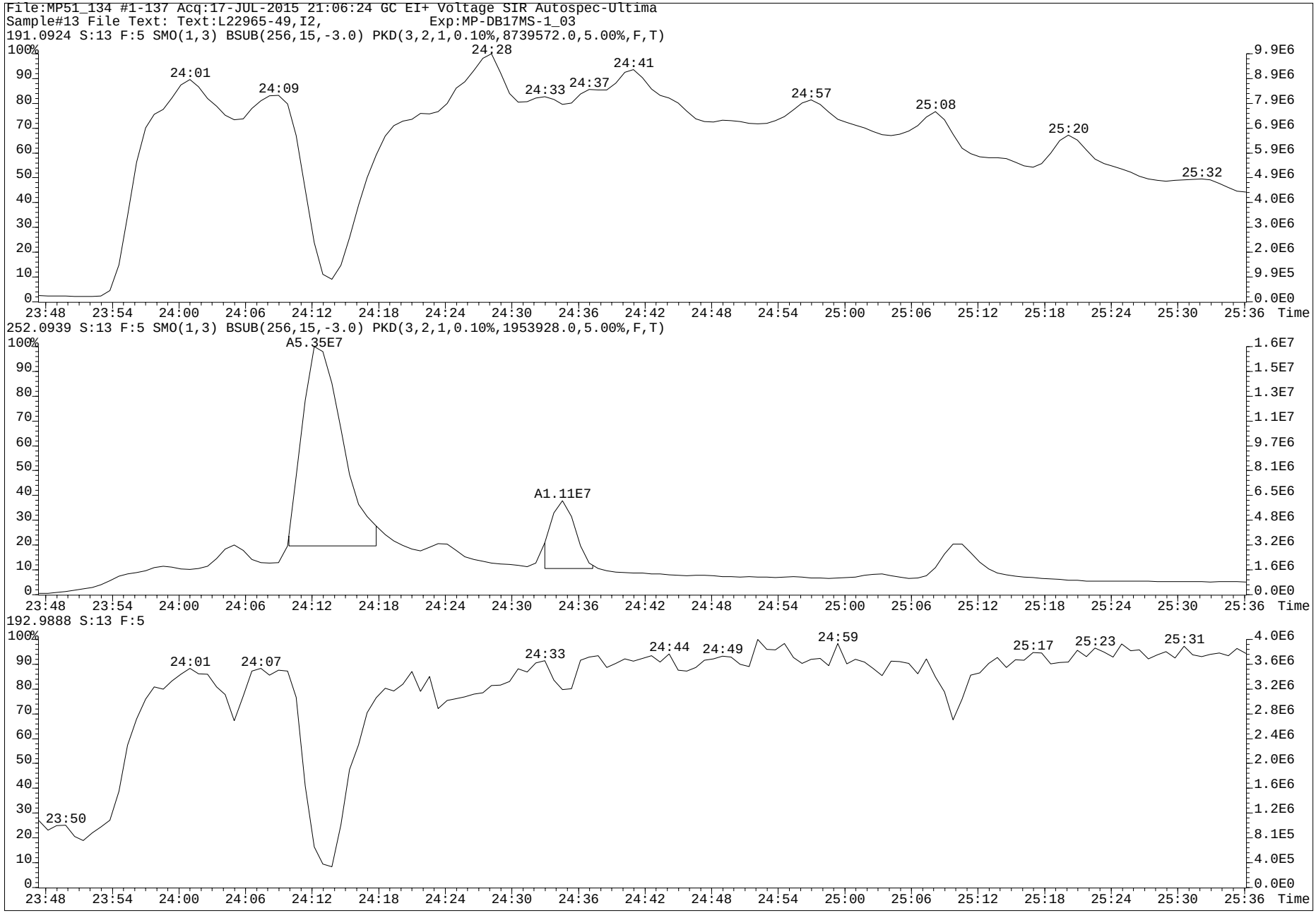
File:MP51_134 #1-137 Acq:17-JUL-2015 21:06:24 GC EI+ Voltage SIR Autospec-Ultima
Sample#13 File Text: Text:L22965-49,I2, Exp:MP-DB17MS-1_03
191.0924 S:13 F:5 SMO(1,3) BSUB(256,15,-3.0) PKD(3,2,1,0.10%,8739572.0,5.00%,F,T)
24:01
24:09
24:28
24:33
24:37
24:41
24:57
25:08
25:20
25:32
252.0939 S:13 F:5 SMO(1,3) BSUB(256,15,-3.0) PKD(3,2,1,0.10%,1953928.0,5.00%,F,T)
A5.35E7
A1.11E7
192.9888 S:13 F:5
23:50
24:01
24:07
24:33
24:44
24:49
24:59
25:17
25:23
25:31
Time

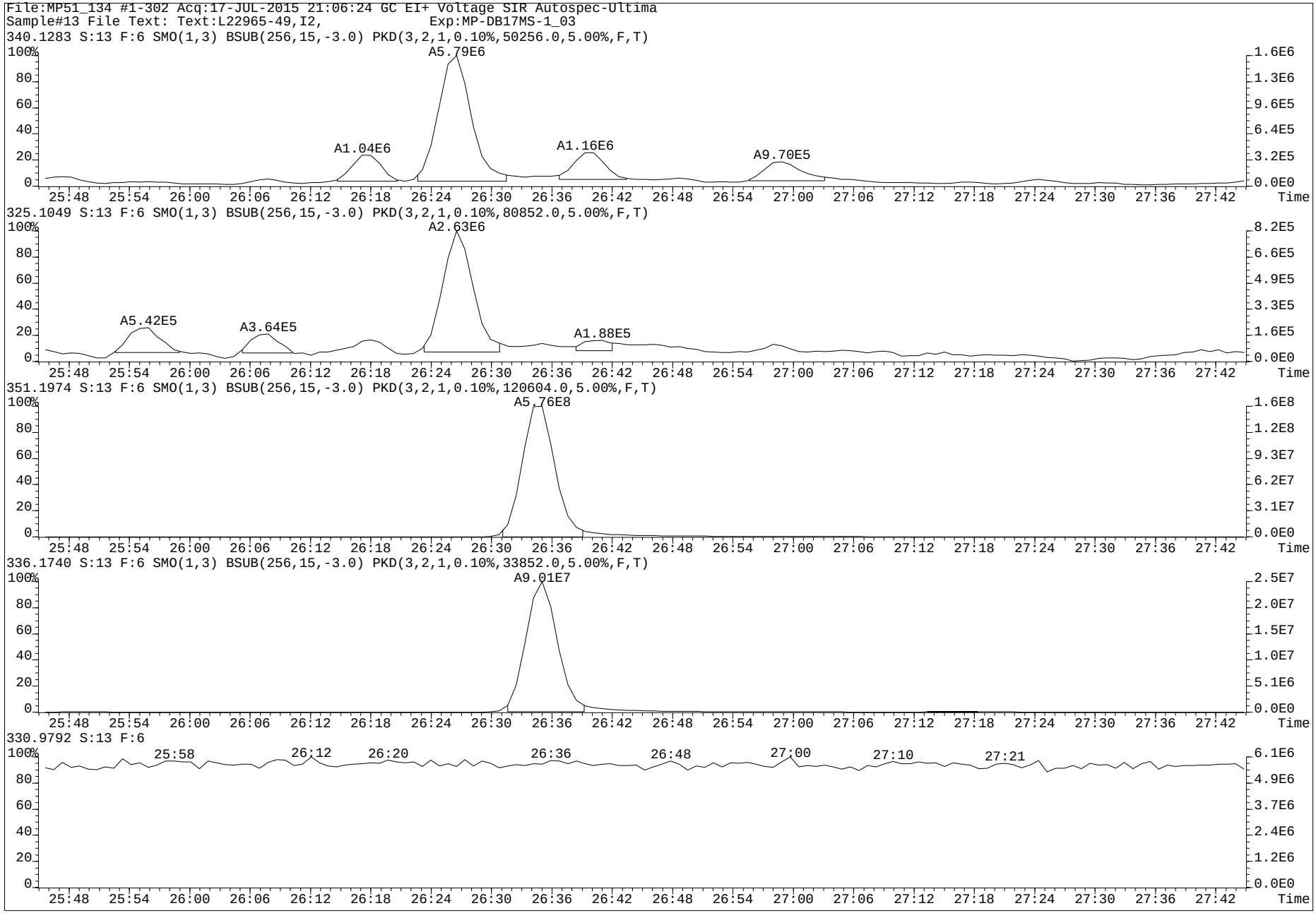
File:MP51_134 #1-302 Acq:17-JUL-2015 21:06:24 GC EI+ Voltage SIR Autospec-Ultima
Sample#13 File Text: Text:L22965-49,I2, Exp:MP-DB17MS-1_03
340.1283 S:13 F:6 SMO(1,3) BSUB(256,15,-3.0) PKD(3,2,1,0.10%,50256.0,5.00%,F,T)
A5.79E6
A1.04E6
A1.16E6
A9.70E5
325.1049 S:13 F:6 SMO(1,3) BSUB(256,15,-3.0) PKD(3,2,1,0.10%,80852.0,5.00%,F,T)
A2.63E6
A5.42E5
A3.64E5
A1.88E5
351.1974 S:13 F:6 SMO(1,3) BSUB(256,15,-3.0) PKD(3,2,1,0.10%,120604.0,5.00%,F,T)
A5.76E8
336.1740 S:13 F:6 SMO(1,3) BSUB(256,15,-3.0) PKD(3,2,1,0.10%,33852.0,5.00%,F,T)
A9.01E7
330.9792 S:13 F:6
25:58
26:12
26:20
26:36
26:48
27:00
27:10
27:21
Time

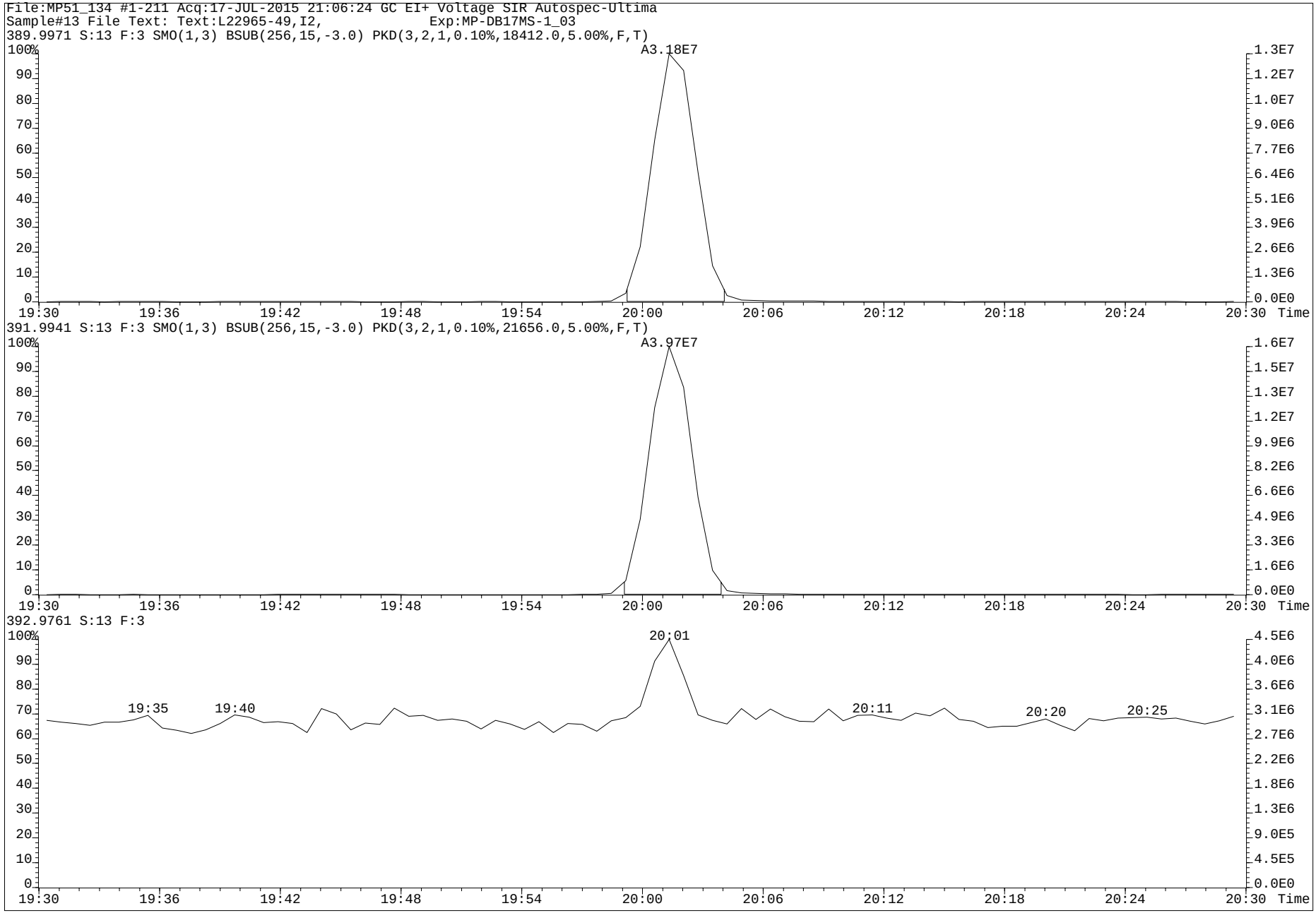
File:MP51_134 #1-211 Acq:17-JUL-2015 21:06:24 GC EI+ Voltage SIR Autospec-Ultima
Sample#13 File Text: Text:L22965-49,I2, Exp:MP-DB17MS-1_03
389.9971 S:13 F:3 SMO(1,3) BSUB(256,15,-3.0) PKD(3,2,1,0.10%,18412.0,5.00%,F,T)
A3.18E7
391.9941 S:13 F:3 SMO(1,3) BSUB(256,15,-3.0) PKD(3,2,1,0.10%,21656.0,5.00%,F,T)
A3.97E7
392.9761 S:13 F:3
20:01
19:35
19:40
20:11
20:20
20:25
Time

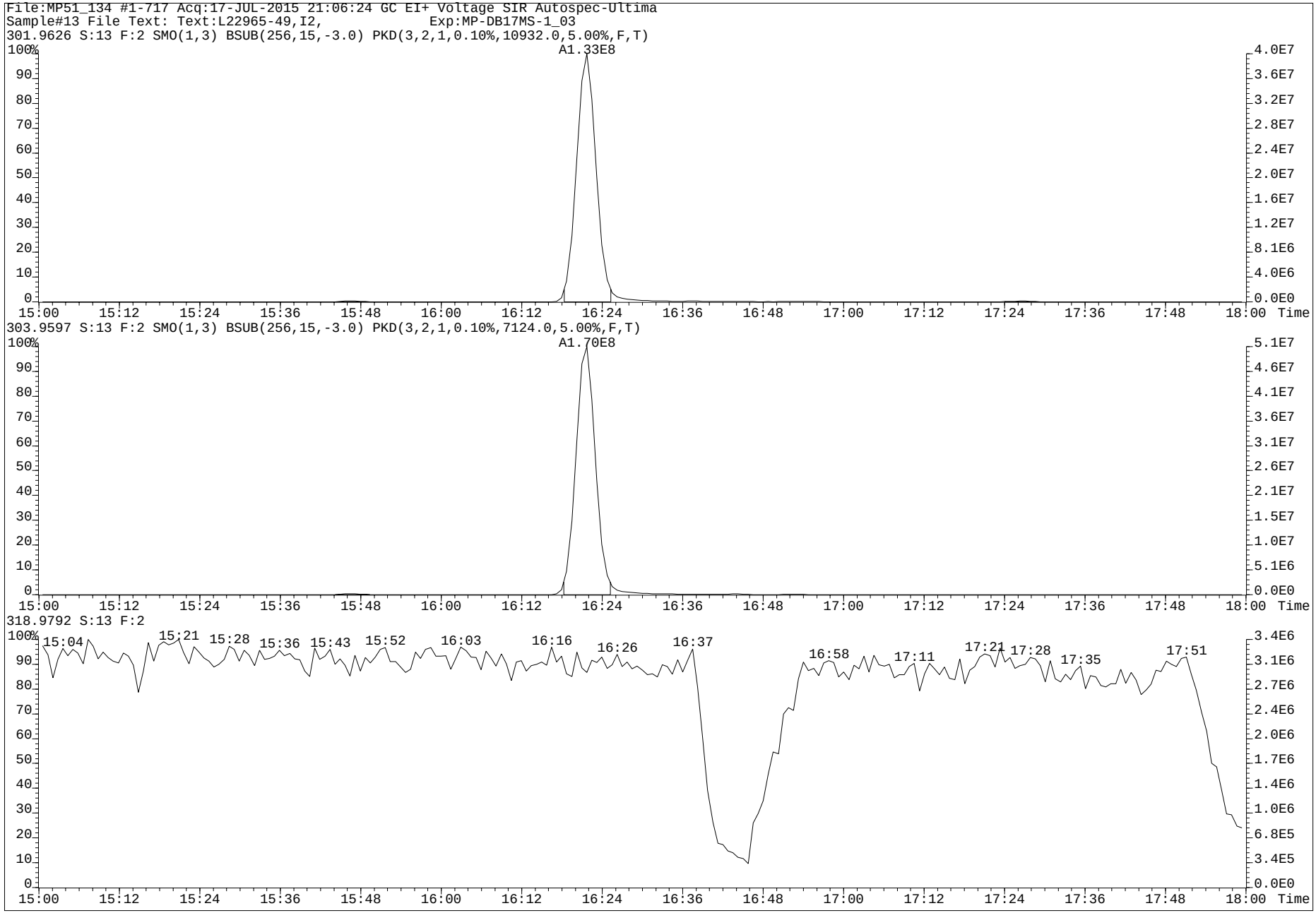
File:MP51_134 #1-717 Acq:17-JUL-2015 21:06:24 GC EI+ Voltage SIR Autospec-Ultima
Sample#13 File Text: Text:L22965-49,I2, Exp:MP-DB17MS-1_03
301.9626 S:13 F:2 SMO(1,3) BSUB(256,15,-3.0) PKD(3,2,1,0.10%,10932.0,5.00%,F,T)
A1.33E8
303.9597 S:13 F:2 SMO(1,3) BSUB(256,15,-3.0) PKD(3,2,1,0.10%,7124.0,5.00%,F,T)
A1.70E8
318.9792 S:13 F:2
15:04
15:21
15:28
15:36
15:43
15:52
16:03
16:16
16:26
16:37
16:58
17:11
17:21
17:28
17:35
17:51
Time

www.axysanalytical.com

Run #16 Filename MP51_134 S: 27 I: 1 Acquired: 18-JUL-15 05:03:44 Processed: 20-JUL-15 14:49:26
Run: mp51_134-a Analyte: MP-DB17-S12 Cal: mp51_134-8a Results: mp51_134-b Version: V3.6 6-JAN-2000 17:51:42
Sample text: L22965-50,I2, Comments: 1,WG51611,2.0/200uL
sample size: 4.100000 conc units: pg/GmL total toxicity: 641.64 F1: 1.0000 F2: 1.0000

	Typ	Name	#Hom	Resp	RA		RT	Conc	Tox #1	DL	Rec	M?
1	Unk	1-OH-Naphthalene	0	*	*	n	NotFnd	*	*	1821.9352	-	n
2	Unk	1-OH-Pyrene	1	5.55e+07	3.19	n	20:43	645.028	65	60.7858	-	n
3	Unk	3-OH-Chrysene	1	3.71e+06	0.15	n	22:57	70.498	7	327.1089	-	y
4	Unk	3-OH-Benz[a]anthracene	0	*	*	n	NotFnd	*	*	253.1872	-	n
5	Unk	7,8-OH-Benzo[a]pyrene-C	0	*	*	n	NotFnd	*	*	*	-	n
6	Unk	7,8-OH-Benzo[a]pyrene-T	0	*	*	n	NotFnd	*	*	*	-	n
7	Unk	7,8-OH-Benzo[a]pyrene-3	0	*	*	n	NotFnd	*	*	*	-	n
8	Unk	9-OH-Benzo[a]pyrene	1	3.84e+07	5.21	n	26:28	1614.536	161	20.8633	-	n
9	Unk	3-OH-Benzo[a]pyrene	1	7.95e+07	5.16	n	26:40	4086.369	409	33.7255	-	n
10	Unk	7,8-OH-Benzo[a]pyrene-4	0	*	*	n	NotFnd	*	*	*	-	n
11	IS	13C6-1-OH-Naphthalene	1	9.14e+07	1.45	n	8:14	862.688	-	151.7298	7.1	n
12	IS	13C6-1-OH-Pyrene	1	1.04e+09	3.15	n	20:42	7207.692	-	28.3062	59.1	n
13	IS	13C6-1-OH-BAA	1	8.30e+08	2.23	n	22:26	7444.028	-	61.4378	60.6	n
14	IS	13C6-3-OH-Chrysene	1	7.96e+08	1.87	n	22:58	6306.482	-	54.2481	51.2	n
15	IS	D11-3-OH-Benzo[a]pyrene	1	3.67e+08	6.48	n	26:35	6686.510	-	10.9887	55.1	n
16	IS	13C-CL4-OH-PCB-79	1	5.30e+07	0.78	y	20:01	2661.548	-	18.5356	109.1	n
17	IS	13C-CL4-PCB-79	0	*	*	n	NotFnd	*	-	*	Div0	n
18	RS	13C-CL4-PCB-81	1	2.30e+08	0.79	y	16:22	17.765	-	-	-	n
19	Tot	Fn1 Lock	-	-			-	-	-	-	-	n
20	Tot	Fn2 Lock	-	-			-	-	-	-	-	n
21	Tot	Fn3 Lock	-	-			-	-	-	-	-	n
22	Tot	Fn4 Lock	-	-			-	-	-	-	-	n
23	Tot	Fn4 Lock	-	-			-	-	-	-	-	n
24	Tot	Fn5 Lock	-	-			-	-	-	-	-	n
25	Tot	Fn6 Lock	-	-			-	-	-	-	-	n

x conc & DL by 1.02

PV AS 23-JUL-2015

sv by mw
28-July-2015

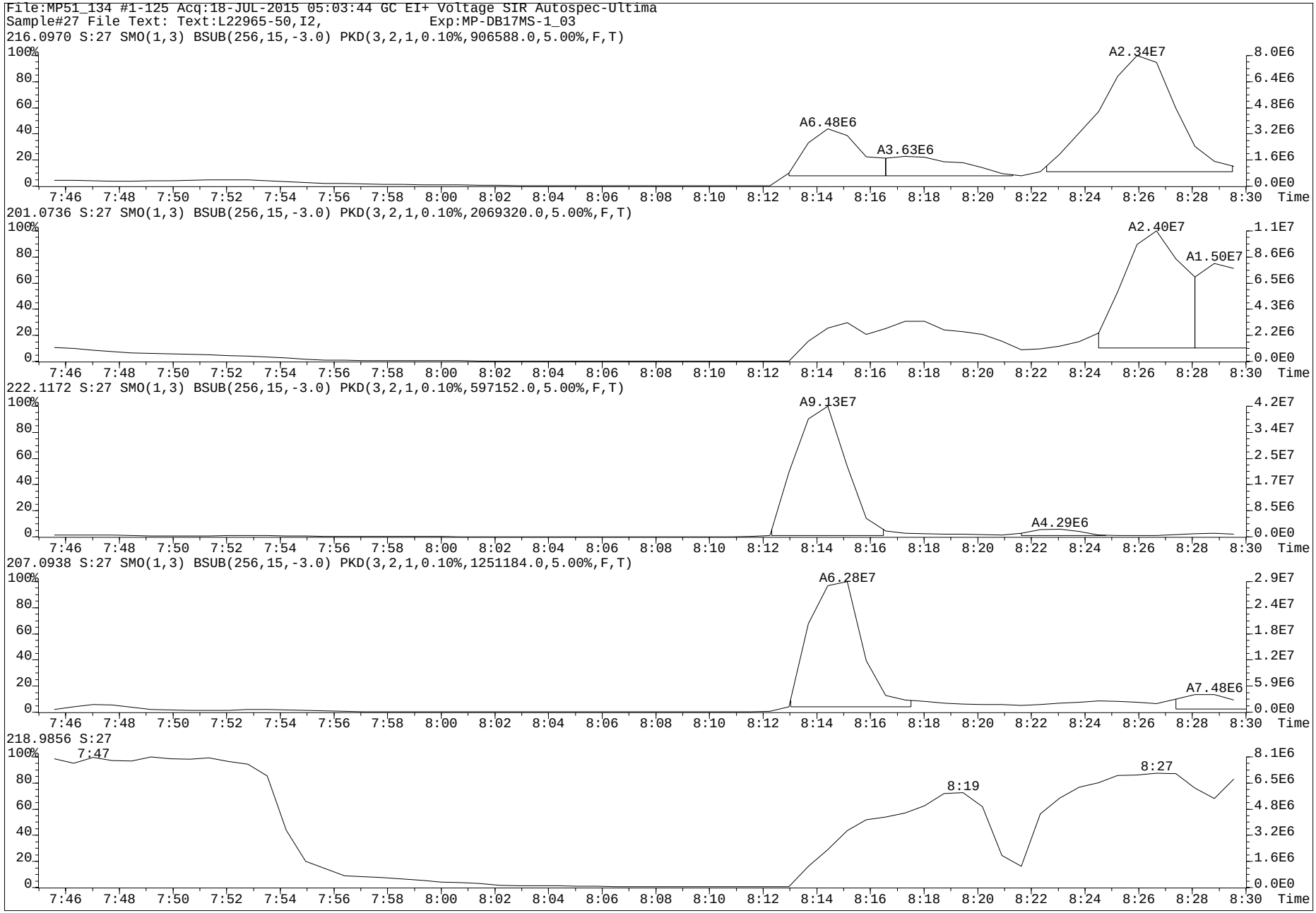
File:MP51_134 #1-125 Acq:18-JUL-2015 05:03:44 GC EI+ Voltage SIR Autospec-Ultima
Sample#27 File Text: Text:L22965-50,I2, Exp:MP-DB17MS-1_03
216.0970 S:27 SMO(1,3) BSUB(256,15,-3.0) PKD(3,2,1,0.10%,906588.0,5.00%,F,T)
A6.48E6
A3.63E6
A2.34E7
201.0736 S:27 SMO(1,3) BSUB(256,15,-3.0) PKD(3,2,1,0.10%,2069320.0,5.00%,F,T)
A2.40E7
A1.50E7
222.1172 S:27 SMO(1,3) BSUB(256,15,-3.0) PKD(3,2,1,0.10%,597152.0,5.00%,F,T)
A9.13E7
A4.29E6
207.0938 S:27 SMO(1,3) BSUB(256,15,-3.0) PKD(3,2,1,0.10%,1251184.0,5.00%,F,T)
A6.28E7
A7.48E6
218.9856 S:27
7:47
8:19
8:27
Time

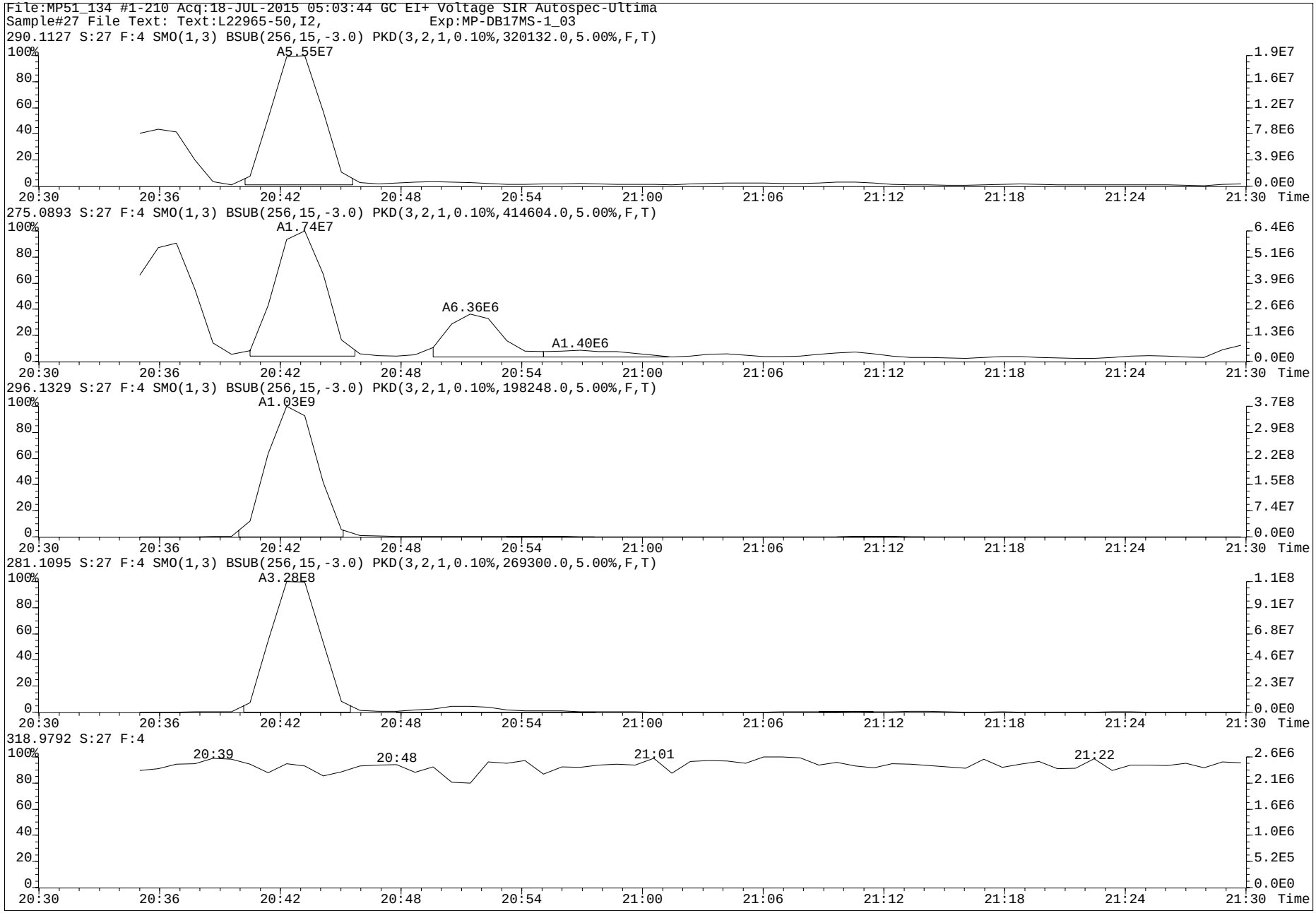
File:MP51_134 #1-210 Acq:18-JUL-2015 05:03:44 GC EI+ Voltage SIR Autospec-Ultima
Sample#27 File Text: Text:L22965-50,I2, Exp:MP-DB17MS-1_03
290.1127 S:27 F:4 SMO(1,3) BSUB(256,15,-3.0) PKD(3,2,1,0.10%,320132.0,5.00%,F,T)
A5.55E7
275.0893 S:27 F:4 SMO(1,3) BSUB(256,15,-3.0) PKD(3,2,1,0.10%,414604.0,5.00%,F,T)
A1.74E7
A6.36E6
A1.40E6
296.1329 S:27 F:4 SMO(1,3) BSUB(256,15,-3.0) PKD(3,2,1,0.10%,198248.0,5.00%,F,T)
A1.03E9
281.1095 S:27 F:4 SMO(1,3) BSUB(256,15,-3.0) PKD(3,2,1,0.10%,269300.0,5.00%,F,T)
A3.28E8
318.9792 S:27 F:4
20:39
20:48
21:01
21:22
Time

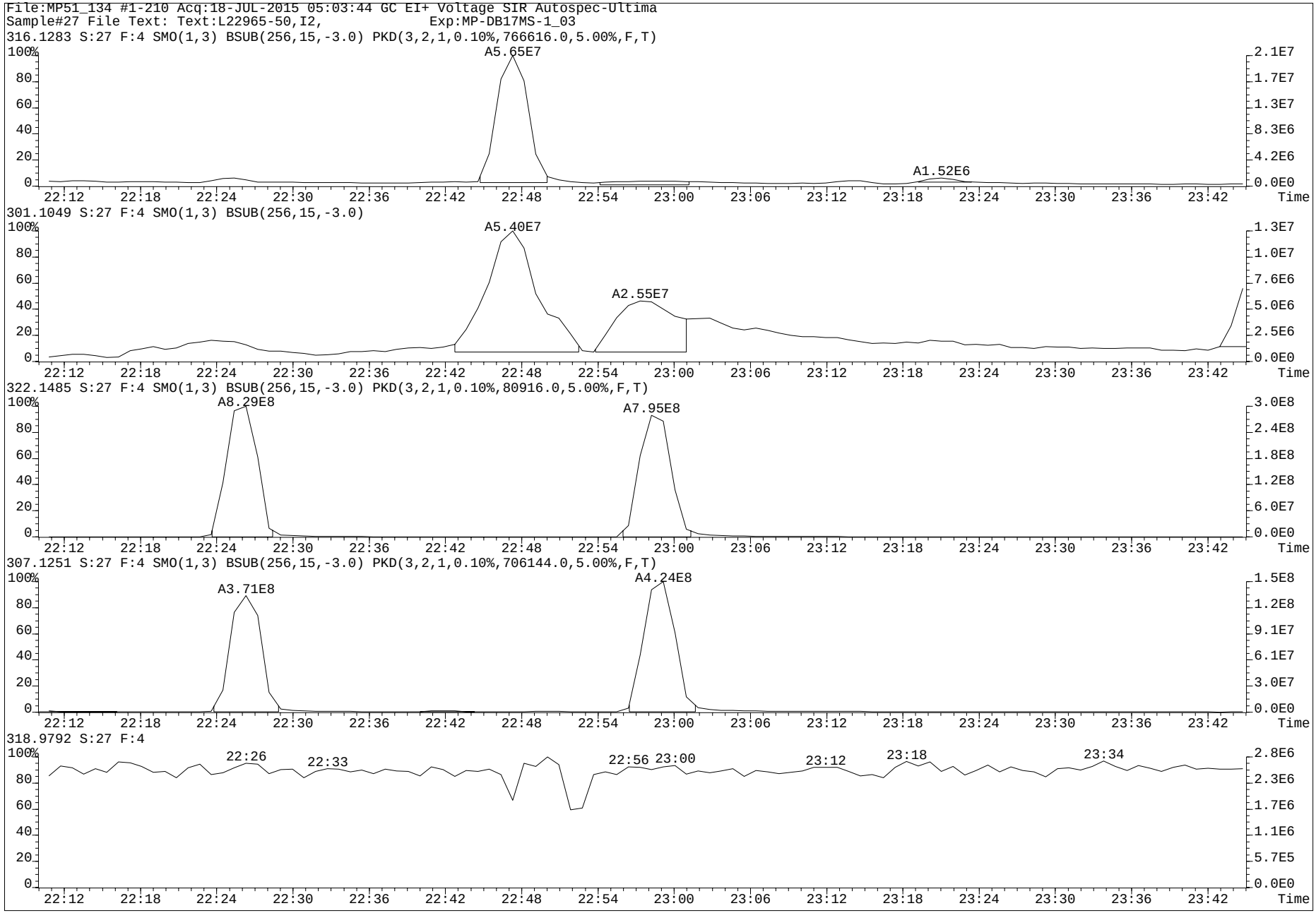
File:MP51_134 #1-210 Acq:18-JUL-2015 05:03:44 GC EI+ Voltage SIR Autospec-Ultima
Sample#27 File Text: Text:L22965-50,I2, Exp:MP-DB17MS-1_03
316.1283 S:27 F:4 SMO(1,3) BSUB(256,15,-3.0) PKD(3,2,1,0.10%,766616.0,5.00%,F,T)
A5.65E7
A1.52E6
301.1049 S:27 F:4 SMO(1,3) BSUB(256,15,-3.0)
A5.40E7
A2.55E7
322.1485 S:27 F:4 SMO(1,3) BSUB(256,15,-3.0) PKD(3,2,1,0.10%,80916.0,5.00%,F,T)
A8.29E8
A7.95E8
307.1251 S:27 F:4 SMO(1,3) BSUB(256,15,-3.0) PKD(3,2,1,0.10%,706144.0,5.00%,F,T)
A3.71E8
A4.24E8
318.9792 S:27 F:4
22:26
22:33
22:56
23:00
23:12
23:18
23:34
Time

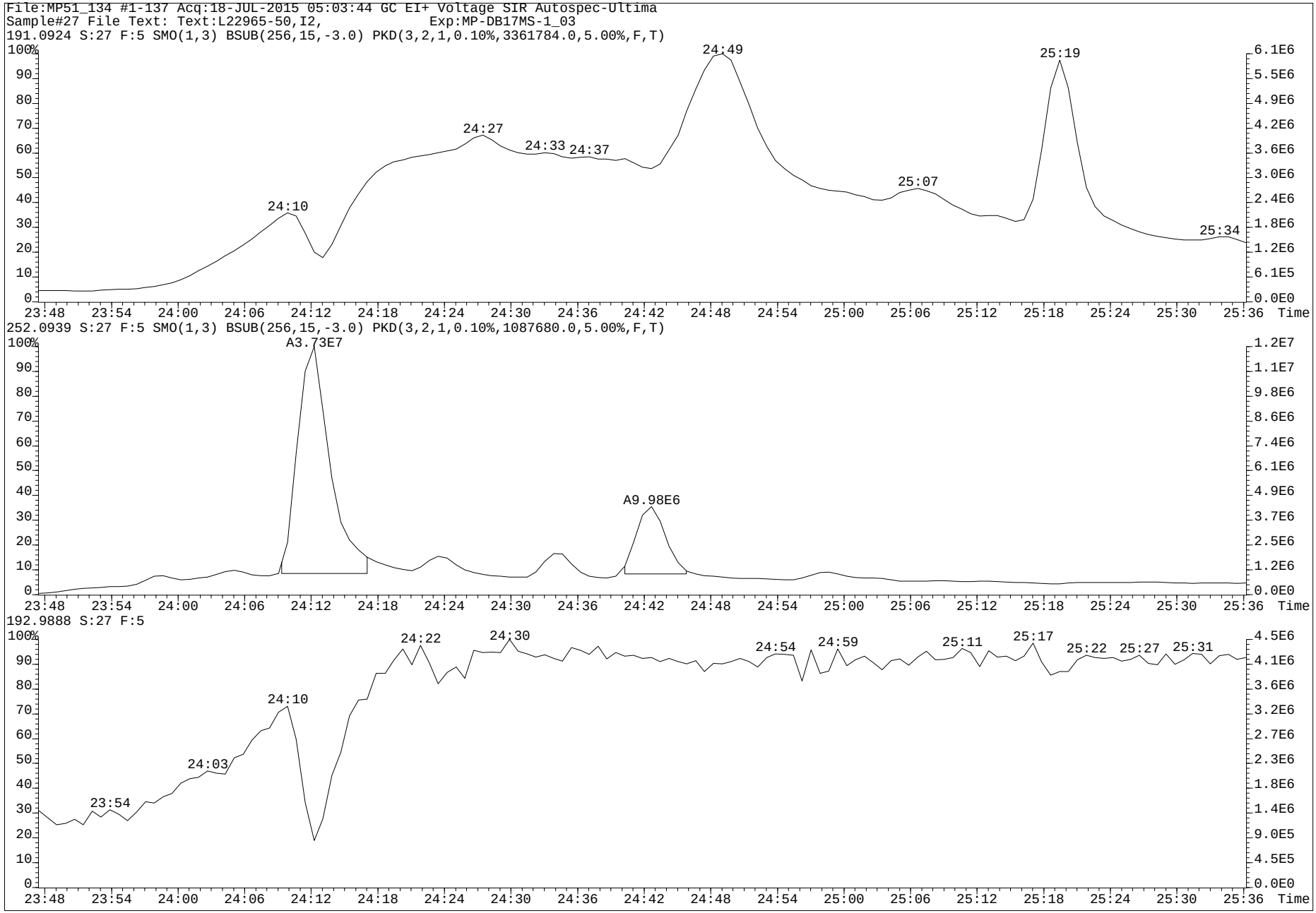
File:MP51_134 #1-137 Acq:18-JUL-2015 05:03:44 GC EI+ Voltage SIR Autospec-Ultima
Sample#27 File Text: Text:L22965-50,I2, Exp:MP-DB17MS-1_03
191.0924 S:27 F:5 SMO(1,3) BSUB(256,15,-3.0) PKD(3,2,1,0.10%,3361784.0,5.00%,F,T)
24:10
24:27
24:33
24:37
24:49
25:07
25:19
25:34
252.0939 S:27 F:5 SMO(1,3) BSUB(256,15,-3.0) PKD(3,2,1,0.10%,1087680.0,5.00%,F,T)
A3.73E7
A9.98E6
192.9888 S:27 F:5
23:54
24:03
24:10
24:22
24:30
24:54
24:59
25:11
25:17
25:22
25:27
25:31
Time

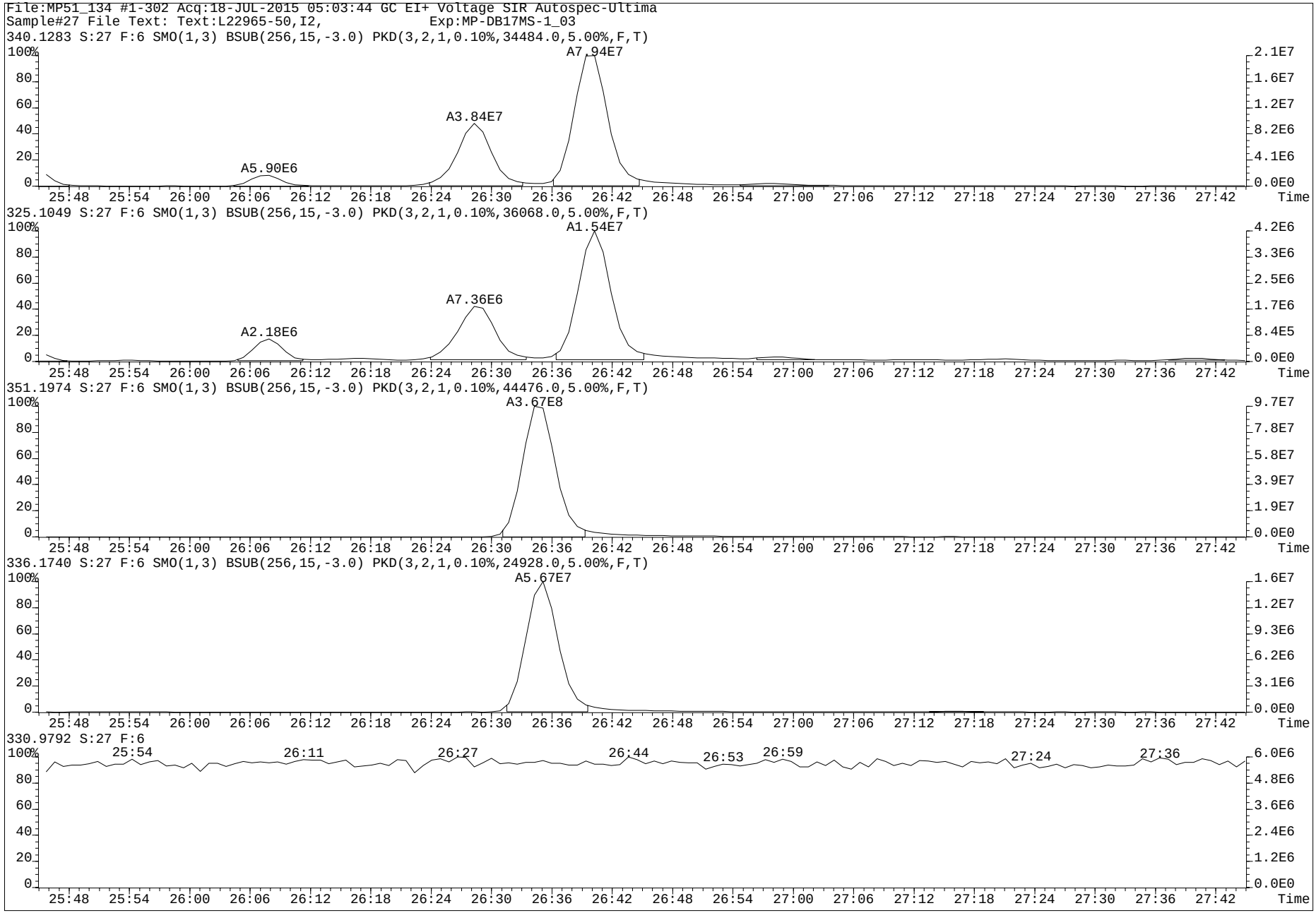
File:MP51_134 #1-302 Acq:18-JUL-2015 05:03:44 GC EI+ Voltage SIR Autospec-Ultima
Sample#27 File Text: Text:L22965-50,I2, Exp:MP-DB17MS-1_03
340.1283 S:27 F:6 SMO(1,3) BSUB(256,15,-3.0) PKD(3,2,1,0.10%,34484.0,5.00%,F,T)
A5.90E6
A3.84E7
A7.94E7
325.1049 S:27 F:6 SMO(1,3) BSUB(256,15,-3.0) PKD(3,2,1,0.10%,36068.0,5.00%,F,T)
A2.18E6
A7.36E6
A1.54E7
351.1974 S:27 F:6 SMO(1,3) BSUB(256,15,-3.0) PKD(3,2,1,0.10%,44476.0,5.00%,F,T)
A3.67E8
336.1740 S:27 F:6 SMO(1,3) BSUB(256,15,-3.0) PKD(3,2,1,0.10%,24928.0,5.00%,F,T)
A5.67E7
330.9792 S:27 F:6
25:54
26:11
26:27
26:44
26:53
26:59
27:24
27:36
Time

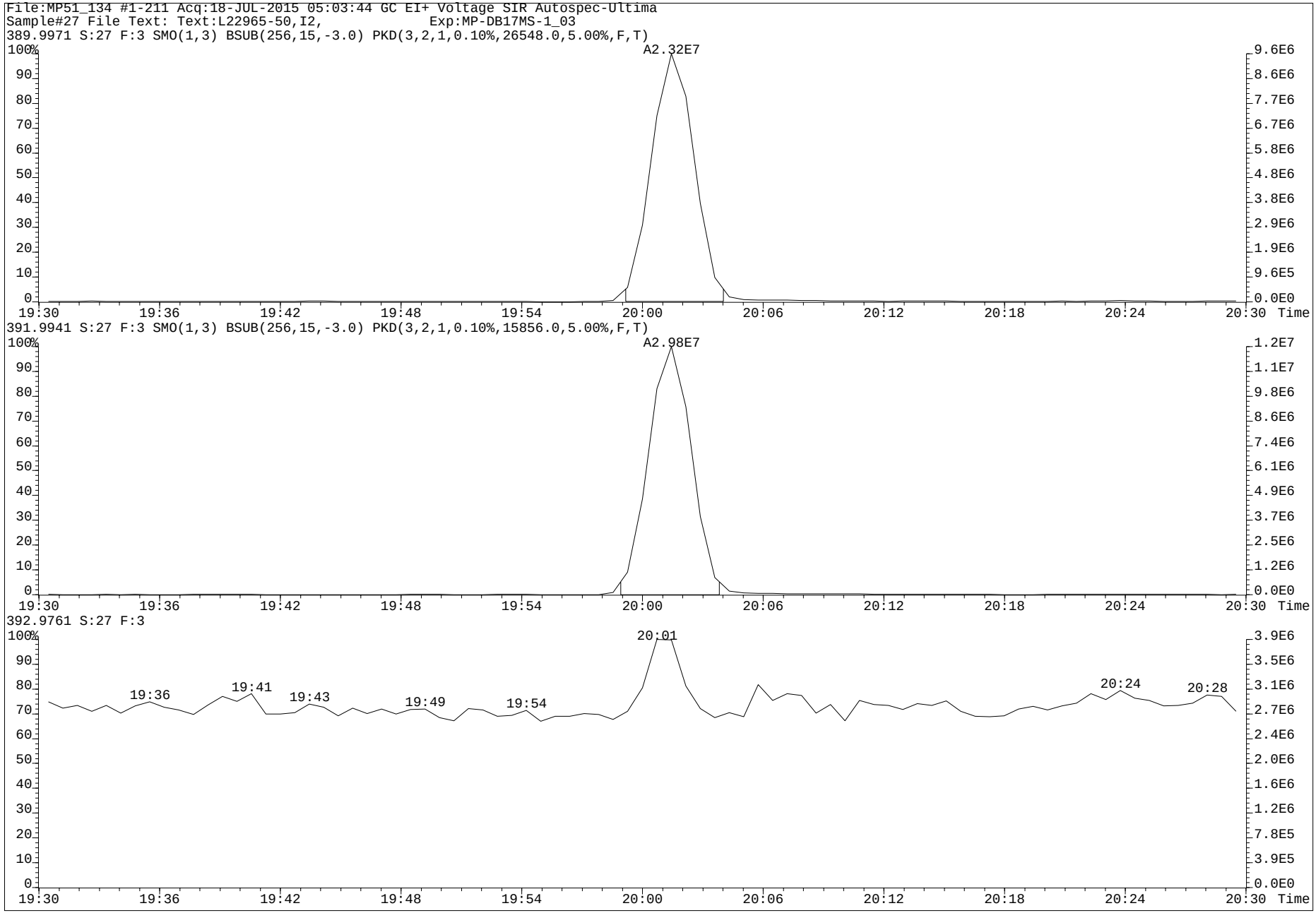
File:MP51_134 #1-211 Acq:18-JUL-2015 05:03:44 GC EI+ Voltage SIR Autospec-Ultima
Sample#27 File Text: Text:L22965-50,I2, Exp:MP-DB17MS-1_03
389.9971 S:27 F:3 SMO(1,3) BSUB(256,15,-3.0) PKD(3,2,1,0.10%,26548.0,5.00%,F,T)
A2.32E7
391.9941 S:27 F:3 SMO(1,3) BSUB(256,15,-3.0) PKD(3,2,1,0.10%,15856.0,5.00%,F,T)
A2.98E7
392.9761 S:27 F:3
20:01
19:36
19:41
19:43
19:49
19:54
20:24
20:28
Time

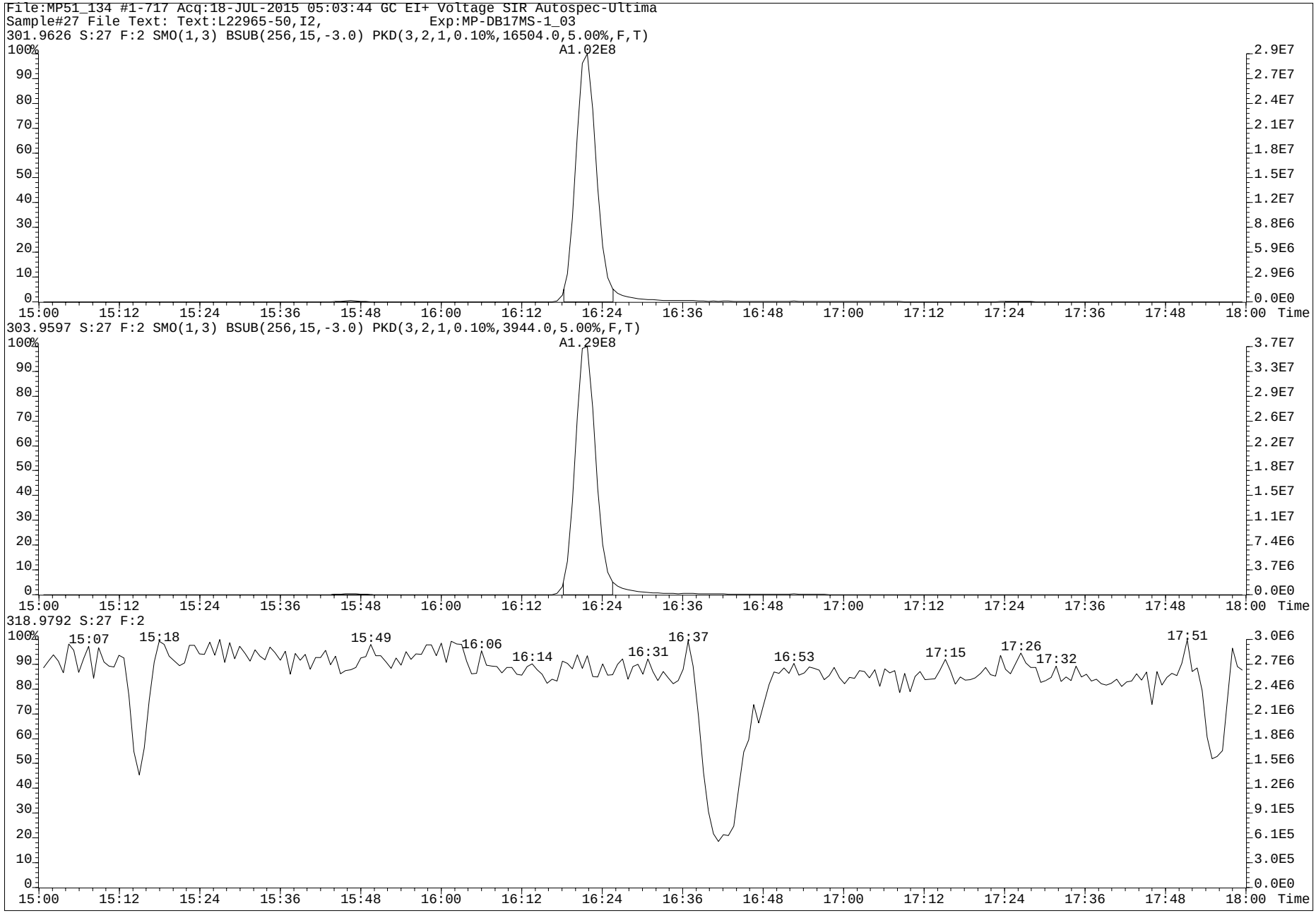
File:MP51_134 #1-717 Acq:18-JUL-2015 05:03:44 GC EI+ Voltage SIR Autospec-Ultima
Sample#27 File Text: Text:L22965-50,I2, Exp:MP-DB17MS-1_03
301.9626 S:27 F:2 SMO(1,3) BSUB(256,15,-3.0) PKD(3,2,1,0.10%,16504.0,5.00%,F,T)
A1.02E8
303.9597 S:27 F:2 SMO(1,3) BSUB(256,15,-3.0) PKD(3,2,1,0.10%,3944.0,5.00%,F,T)
A1.29E8
318.9792 S:27 F:2
15:07
15:18
15:49
16:06
16:14
16:31
16:37
16:53
17:15
17:26
17:32
17:51
Time

www.axysanalytical.com

Run #14 Filename MP51_134 S: 14 I: 1 Acquired: 17-JUL-15 21:40:30 Processed: 20-JUL-15 14:49:15
Run: mp51_134-a Analyte: MP-DB17-S12 Cal: mp51_134-8a Results: mp51_134-a Version: V3.6 6-JAN-2000 17:51:42
Sample text: L22965-51,I2, Comments: 1,WG51611,2.0/200uL
sample size: 4.072000 conc units: pg/g total toxicity: 566.18 F1: 1.0000 F2: 1.0000

	Typ	Name	#Hom	Resp	RA		RT	Conc	Tox #1	DL	Rec	M?
1	Unk	1-OH-Naphthalene	1	2.44e+07	0.87	n	8:15	515.698	52	371.0123	-	y
2	Unk	1-OH-Pyrene	1	6.13e+08	3.31	n	20:44	4828.573	483	56.0603	-	n
3	Unk	3-OH-Chrysene	0	*	*	n	NotFnd	*	*	421.3002	-	n
4	Unk	3-OH-Benz[a]anthracene	0	*	*	n	NotFnd	*	*	341.6555	-	n
5	Unk	7,8-OH-Benzo[a]pyrene-C	0	*	*	n	NotFnd	*	*	*	-	n
6	Unk	7,8-OH-Benzo[a]pyrene-T	0	*	*	n	NotFnd	*	*	*	-	n
7	Unk	7,8-OH-Benzo[a]pyrene-3	0	*	*	n	NotFnd	*	*	*	-	n
8	Unk	9-OH-Benzo[a]pyrene	1	4.53e+06	2.91	n	26:28	137.536	14	15.1143	-	y
9	Unk	3-OH-Benzo[a]pyrene	1	4.36e+06	7.06	n	26:41	180.012	18	26.7194	-	y
10	Unk	7,8-OH-Benzo[a]pyrene-4	0	*	*	n	NotFnd	*	*	*	-	n
11	IS	13C6-1-OH-Naphthalene	1	4.86e+08	0.77	n	8:15	3275.262	-	127.1887	26.7	n
12	IS	13C6-1-OH-Pyrene	1	1.54e+09	3.19	n	20:44	7649.068	-	27.5869	62.3	n
13	IS	13C6-1-OH-BAA	1	1.11e+09	2.40	n	22:27	7139.199	-	65.4987	57.7	n
14	IS	13C6-3-OH-Chrysene	1	1.11e+09	2.04	n	23:00	6285.039	-	57.8338	50.7	n
15	IS	D11-3-OH-Benzo[a]pyrene	1	4.61e+08	6.52	n	26:36	6000.720	-	26.7865	49.1	n
16	IS	13C-CL4-OH-PCB-79	1	8.00e+07	0.77	y	20:03	2871.967	-	11.6243	116.9	n
17	IS	13C-CL4-PCB-79	0	*	*	n	NotFnd	*	-	*	Div0	n
18	RS	13C-CL4-PCB-81	1	3.25e+08	0.79	y	16:23	25.191	-	-	-	n
19	Tot	Fn1 Lock	-	-			-	-	-	-	-	n
20	Tot	Fn2 Lock	-	-			-	-	-	-	-	n
21	Tot	Fn3 Lock	-	-			-	-	-	-	-	n
22	Tot	Fn4 Lock	-	-			-	-	-	-	-	n
23	Tot	Fn4 Lock	-	-			-	-	-	-	-	n
24	Tot	Fn5 Lock	-	-			-	-	-	-	-	n
25	Tot	Fn6 Lock	-	-			-	-	-	-	-	n

PV AS 23-JUL-2015

SV by MW
25-July-2015

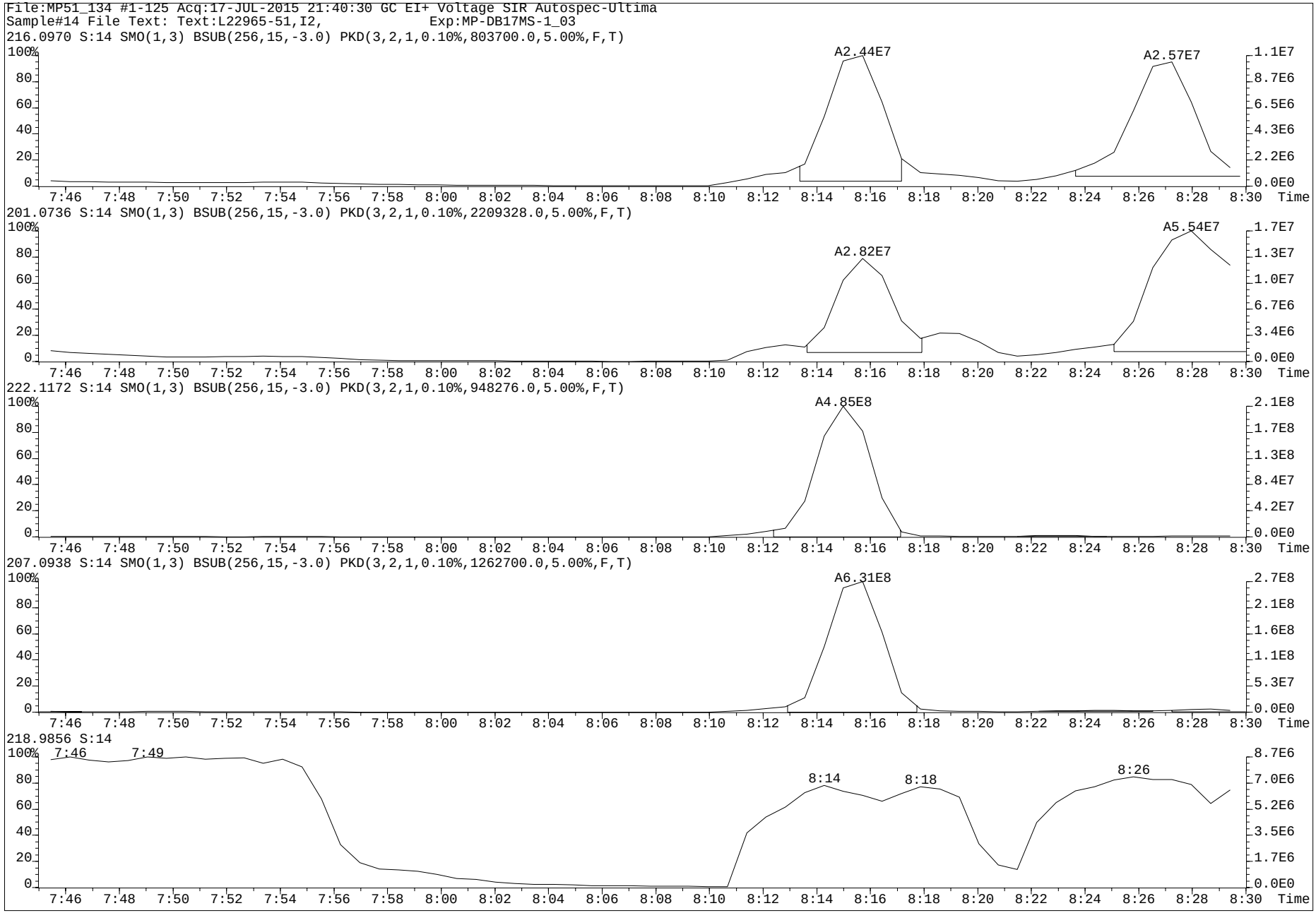
File:MP51_134 #1-125 Acq:17-JUL-2015 21:40:30 GC EI+ Voltage SIR Autospec-Ultima
Sample#14 File Text: Text:L22965-51,I2, Exp:MP-DB17MS-1_03
216.0970 S:14 SMO(1,3) BSUB(256,15,-3.0) PKD(3,2,1,0.10%,803700.0,5.00%,F,T)
A2.44E7
A2.57E7
201.0736 S:14 SMO(1,3) BSUB(256,15,-3.0) PKD(3,2,1,0.10%,2209328.0,5.00%,F,T)
A2.82E7
A5.54E7
222.1172 S:14 SMO(1,3) BSUB(256,15,-3.0) PKD(3,2,1,0.10%,948276.0,5.00%,F,T)
A4.85E8
207.0938 S:14 SMO(1,3) BSUB(256,15,-3.0) PKD(3,2,1,0.10%,1262700.0,5.00%,F,T)
A6.31E8
218.9856 S:14
7:46
7:49
8:14
8:18
8:26
Time

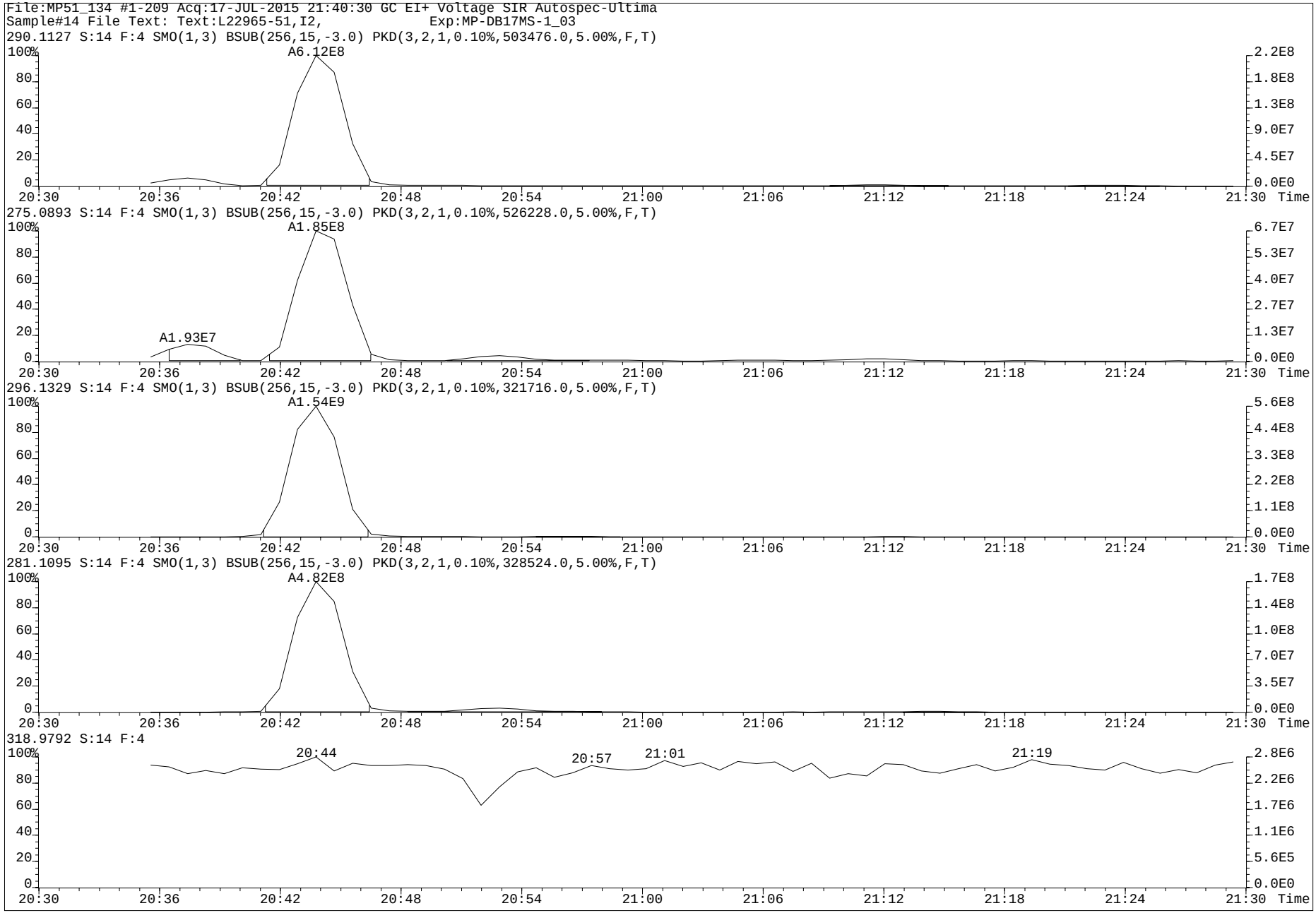
File:MP51_134 #1-209 Acq:17-JUL-2015 21:40:30 GC EI+ Voltage SIR Autospec-Ultima
Sample#14 File Text: Text:L22965-51,I2, Exp:MP-DB17MS-1_03
290.1127 S:14 F:4 SMO(1,3) BSUB(256,15,-3.0) PKD(3,2,1,0.10%,503476.0,5.00%,F,T)
A6.12E8
275.0893 S:14 F:4 SMO(1,3) BSUB(256,15,-3.0) PKD(3,2,1,0.10%,526228.0,5.00%,F,T)
A1.85E8
A1.93E7
296.1329 S:14 F:4 SMO(1,3) BSUB(256,15,-3.0) PKD(3,2,1,0.10%,321716.0,5.00%,F,T)
A1.54E9
281.1095 S:14 F:4 SMO(1,3) BSUB(256,15,-3.0) PKD(3,2,1,0.10%,328524.0,5.00%,F,T)
A4.82E8
318.9792 S:14 F:4
20:44
20:57
21:01
21:19
Time

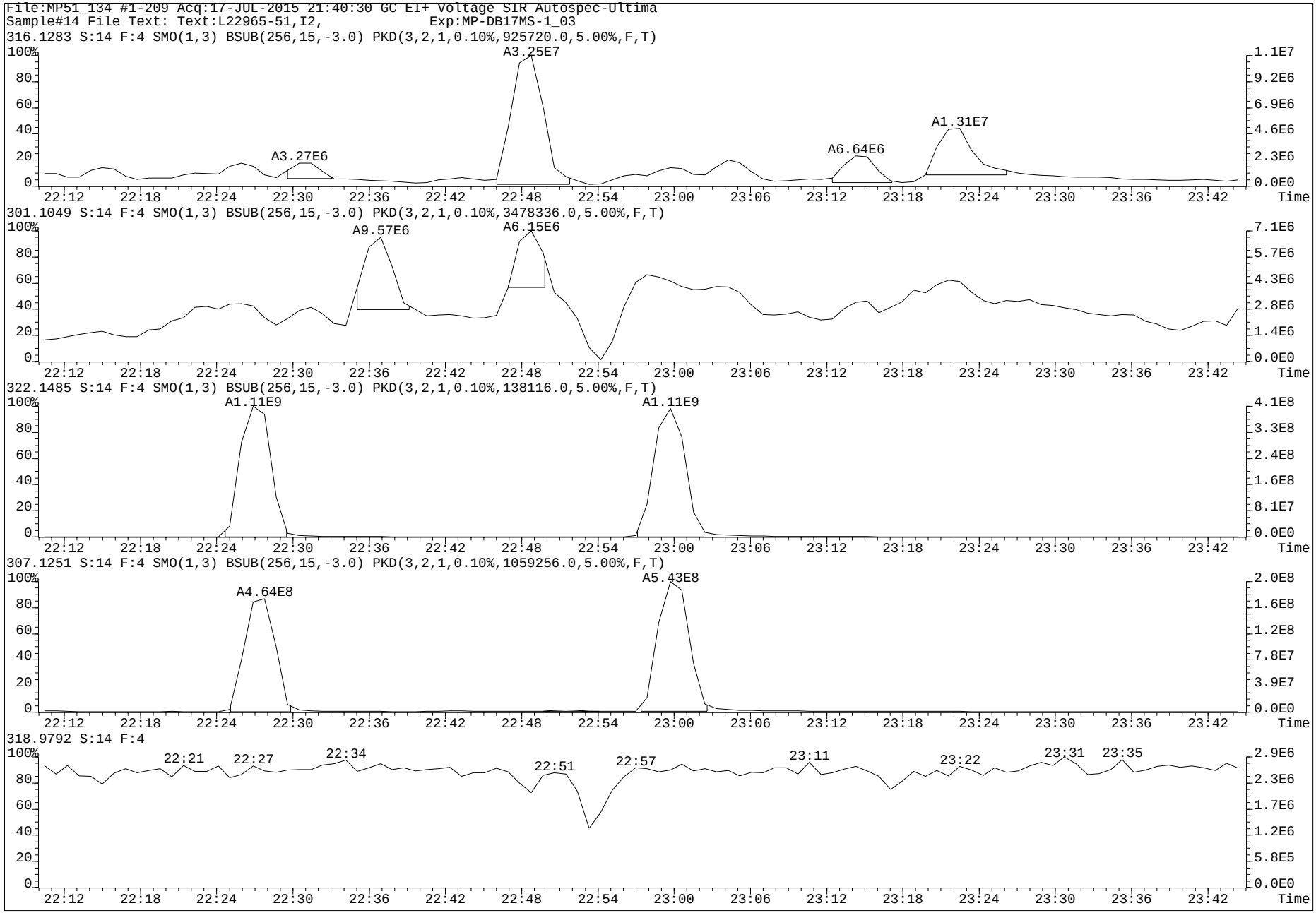
File:MP51_134 #1-209 Acq:17-JUL-2015 21:40:30 GC EI+ Voltage SIR Autospec-Ultima
Sample#14 File Text: Text:L22965-51,I2, Exp:MP-DB17MS-1_03
316.1283 S:14 F:4 SMO(1,3) BSUB(256,15,-3.0) PKD(3,2,1,0.10%,925720.0,5.00%,F,T)
A3.25E7
A3.27E6
A6.64E6
A1.31E7
301.1049 S:14 F:4 SMO(1,3) BSUB(256,15,-3.0) PKD(3,2,1,0.10%,3478336.0,5.00%,F,T)
A9.57E6
A6.15E6
322.1485 S:14 F:4 SMO(1,3) BSUB(256,15,-3.0) PKD(3,2,1,0.10%,138116.0,5.00%,F,T)
A1.11E9
A1.11E9
307.1251 S:14 F:4 SMO(1,3) BSUB(256,15,-3.0) PKD(3,2,1,0.10%,1059256.0,5.00%,F,T)
A4.64E8
A5.43E8
318.9792 S:14 F:4
22:21
22:27
22:34
22:51
22:57
23:11
23:22
23:31
23:35
Time

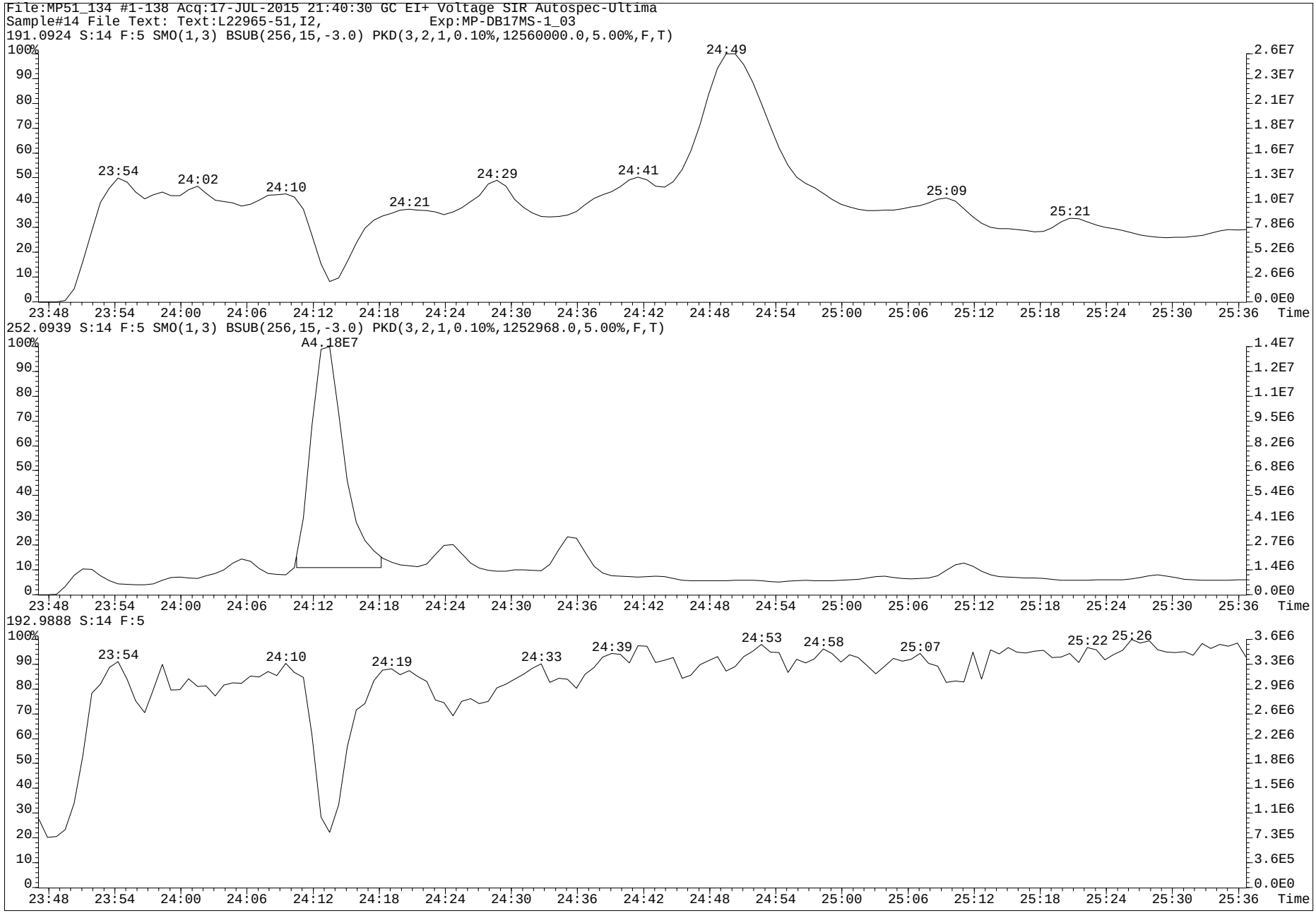
File:MP51_134 #1-138 Acq:17-JUL-2015 21:40:30 GC EI+ Voltage SIR Autospec-Ultima
Sample#14 File Text: Text:L22965-51,I2, Exp:MP-DB17MS-1_03
191.0924 S:14 F:5 SMO(1,3) BSUB(256,15,-3.0) PKD(3,2,1,0.10%,12560000.0,5.00%,F,T)
23:54
24:02
24:10
24:21
24:29
24:41
24:49
25:09
25:21
252.0939 S:14 F:5 SMO(1,3) BSUB(256,15,-3.0) PKD(3,2,1,0.10%,1252968.0,5.00%,F,T)
A4.18E7
192.9888 S:14 F:5
23:54
24:10
24:19
24:33
24:39
24:53
24:58
25:07
25:22
25:26
Time

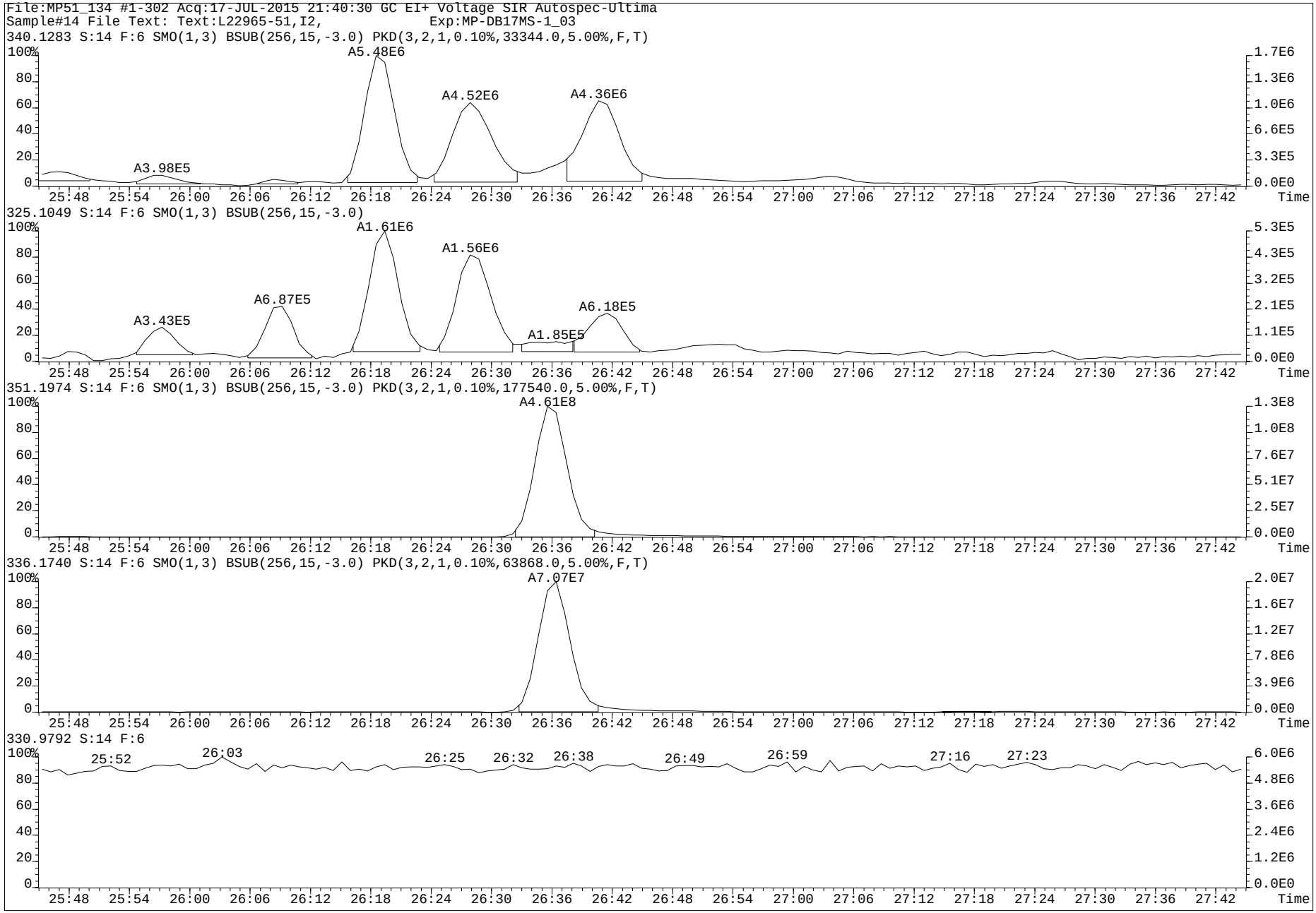
File:MP51_134 #1-302 Acq:17-JUL-2015 21:40:30 GC EI+ Voltage SIR Autospec-Ultima
Sample#14 File Text: Text:L22965-51,I2, Exp:MP-DB17MS-1_03
340.1283 S:14 F:6 SMO(1,3) BSUB(256,15,-3.0) PKD(3,2,1,0.10%,33344.0,5.00%,F,T)
A5.48E6
A4.52E6
A4.36E6
A3.98E5
325.1049 S:14 F:6 SMO(1,3) BSUB(256,15,-3.0)
A1.61E6
A1.56E6
A6.87E5
A6.18E5
A3.43E5
A1.85E5
351.1974 S:14 F:6 SMO(1,3) BSUB(256,15,-3.0) PKD(3,2,1,0.10%,177540.0,5.00%,F,T)
A4.61E8
336.1740 S:14 F:6 SMO(1,3) BSUB(256,15,-3.0) PKD(3,2,1,0.10%,63868.0,5.00%,F,T)
A7.07E7
330.9792 S:14 F:6
25:52
26:03
26:25
26:32
26:38
26:49
26:59
27:16
27:23
Time

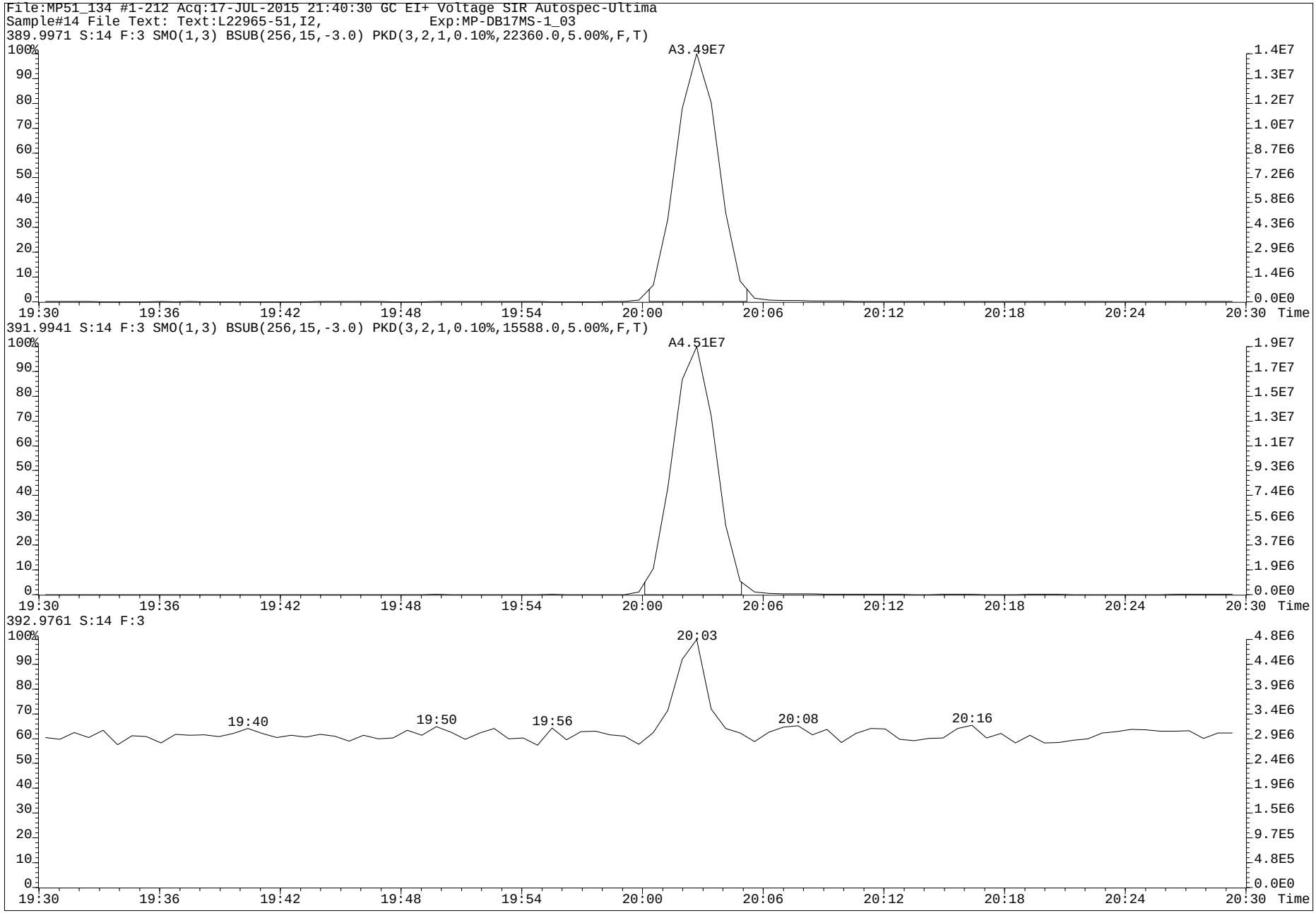
File:MP51_134 #1-212 Acq:17-JUL-2015 21:40:30 GC EI+ Voltage SIR Autospec-Ultima
Sample#14 File Text: Text:L22965-51,I2, Exp:MP-DB17MS-1_03
389.9971 S:14 F:3 SMO(1,3) BSUB(256,15,-3.0) PKD(3,2,1,0.10%,22360.0,5.00%,F,T)
A3.49E7
391.9941 S:14 F:3 SMO(1,3) BSUB(256,15,-3.0) PKD(3,2,1,0.10%,15588.0,5.00%,F,T)
A4.51E7
392.9761 S:14 F:3
20:03
19:40
19:50
19:56
20:08
20:16
Time

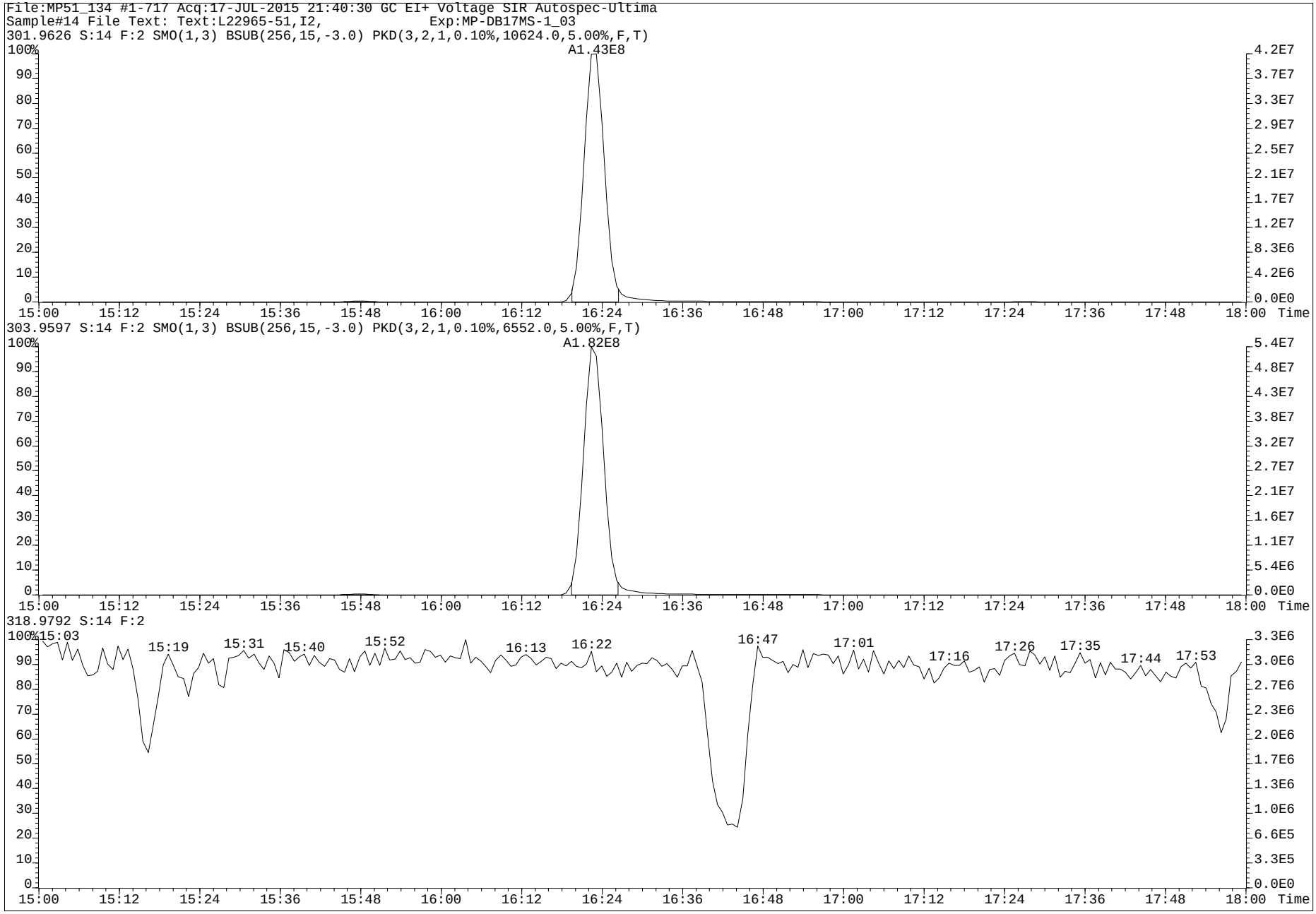
File:MP51_134 #1-717 Acq:17-JUL-2015 21:40:30 GC EI+ Voltage SIR Autospec-Ultima
Sample#14 File Text: Text:L22965-51,I2, Exp:MP-DB17MS-1_03
301.9626 S:14 F:2 SMO(1,3) BSUB(256,15,-3.0) PKD(3,2,1,0.10%,10624.0,5.00%,F,T)
A1.43E8
303.9597 S:14 F:2 SMO(1,3) BSUB(256,15,-3.0) PKD(3,2,1,0.10%,6552.0,5.00%,F,T)
A1.82E8
318.9792 S:14 F:2
15:03
15:19
15:31
15:40
15:52
16:13
16:22
16:47
17:01
17:16
17:26
17:35
17:44
17:53
Time

www.axysanalytical.com

Run #19 Filename MP51_134 S: 19 I: 1 Acquired: 18-JUL-15 00:31:01 Processed: 20-JUL-15 14:49:19
Run: mp51_134-a Analyte: MP-DB17-S12 Cal: mp51_134-8a Results: mp51_134-a Version: V3.6 6-JAN-2000 17:51:42
Sample text: L22965-52,WI2, Comments: 4,WG51611,2.0/800uL
sample size: 4.085000 conc units: pg/g total toxicity: 5608.46 F1: 1.0000 F2: 1.0000

	Typ	Name	#Hom	Resp	RA		RT	Conc	Tox #1	DL	Rec	M?
1	Unk	1-OH-Naphthalene	1	9.28e+06	0.83	n	8:09	802.420	80	364.5859	-	y
2	Unk	1-OH-Pyrene	1	8.29e+08	3.55	n	20:42	50092.637	5009	155.3700	-	n
3	Unk	3-OH-Chrysene	1	9.54e+06	3.14	n	22:58	789.039	79	858.9663	-	y
4	Unk	3-OH-Benz[a]anthracene	1	7.17e+06	11.62	n	23:13	524.290	262	734.1760	-	y
5	Unk	7,8-OH-Benzo[a]pyrene-C	0	*	*	n	NotFnd	*	*	*	-	n
6	Unk	7,8-OH-Benzo[a]pyrene-T	0	*	*	n	NotFnd	*	*	*	-	n
7	Unk	7,8-OH-Benzo[a]pyrene-3	0	*	*	n	NotFnd	*	*	*	-	n
8	Unk	9-OH-Benzo[a]pyrene	1	4.20e+06	3.38	n	26:27	769.799	77	61.5533	-	n
9	Unk	3-OH-Benzo[a]pyrene	1	5.10e+06	5.77	n	26:40	1009.229	101	92.7368	-	n
10	Unk	7,8-OH-Benzo[a]pyrene-4	0	*	*	n	NotFnd	*	*	*	-	n
11	IS	13C6-1-OH-Naphthalene	1	1.18e+08	0.77	n	8:09	7301.132	-	201.3867	59.7	n
12	IS	13C6-1-OH-Pyrene	1	2.00e+08	3.30	n	20:42	9112.349	-	63.3364	74.4	n
13	IS	13C6-1-OH-BAA	1	1.72e+08	2.29	n	22:26	10096.335	-	75.0949	81.8	n
14	IS	13C6-3-OH-Chrysene	1	1.83e+08	2.05	n	22:58	9523.615	-	66.3070	77.0	n
15	IS	D11-3-OH-Benzo[a]pyrene	1	9.59e+07	6.42	n	26:35	11432.148	-	40.5180	93.9	n
16	IS	13C-CL4-OH-PCB-79	1	4.70e+06	0.79	y	20:02	1547.502	-	98.6071	63.2	n
17	IS	13C-CL4-PCB-79	0	*	*	n	NotFnd	*	-	*	Div0	n
18	RS	13C-CL4-PCB-81	1	3.53e+07	0.79	y	16:22	2.731	-	-	-	n
19	Tot	Fn1 Lock	-	-			-	-	-	-	-	n
20	Tot	Fn2 Lock	-	-			-	-	-	-	-	n
21	Tot	Fn3 Lock	-	-			-	-	-	-	-	n
22	Tot	Fn4 Lock	-	-			-	-	-	-	-	n
23	Tot	Fn4 Lock	-	-			-	-	-	-	-	n
24	Tot	Fn5 Lock	-	-			-	-	-	-	-	n
25	Tot	Fn6 Lock	-	-			-	-	-	-	-	n

x conc. 1 pc
by 1.021

PV AS 23-JUL-2015

SV by MW
28-July-2015

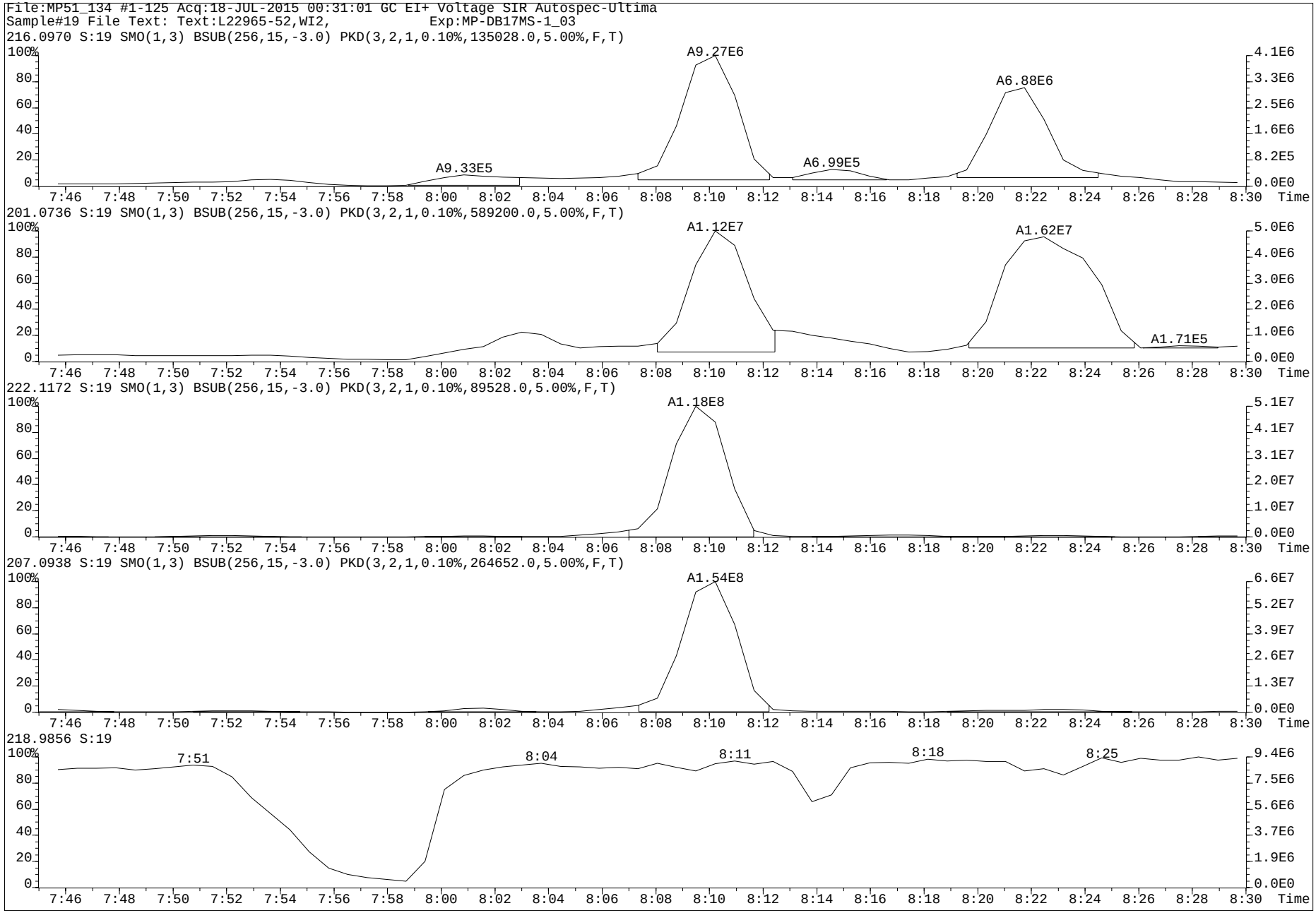
File:MP51_134 #1-125 Acq:18-JUL-2015 00:31:01 GC EI+ Voltage SIR Autospec-Ultima
Sample#19 File Text: Text:L22965-52,WI2, Exp:MP-DB17MS-1_03
216.0970 S:19 SMO(1,3) BSUB(256,15,-3.0) PKD(3,2,1,0.10%,135028.0,5.00%,F,T)
A9.27E6
A6.88E6
A9.33E5
A6.99E5
201.0736 S:19 SMO(1,3) BSUB(256,15,-3.0) PKD(3,2,1,0.10%,589200.0,5.00%,F,T)
A1.12E7
A1.62E7
A1.71E5
222.1172 S:19 SMO(1,3) BSUB(256,15,-3.0) PKD(3,2,1,0.10%,89528.0,5.00%,F,T)
A1.18E8
207.0938 S:19 SMO(1,3) BSUB(256,15,-3.0) PKD(3,2,1,0.10%,264652.0,5.00%,F,T)
A1.54E8
218.9856 S:19
7:51
8:04
8:11
8:18
8:25
Time

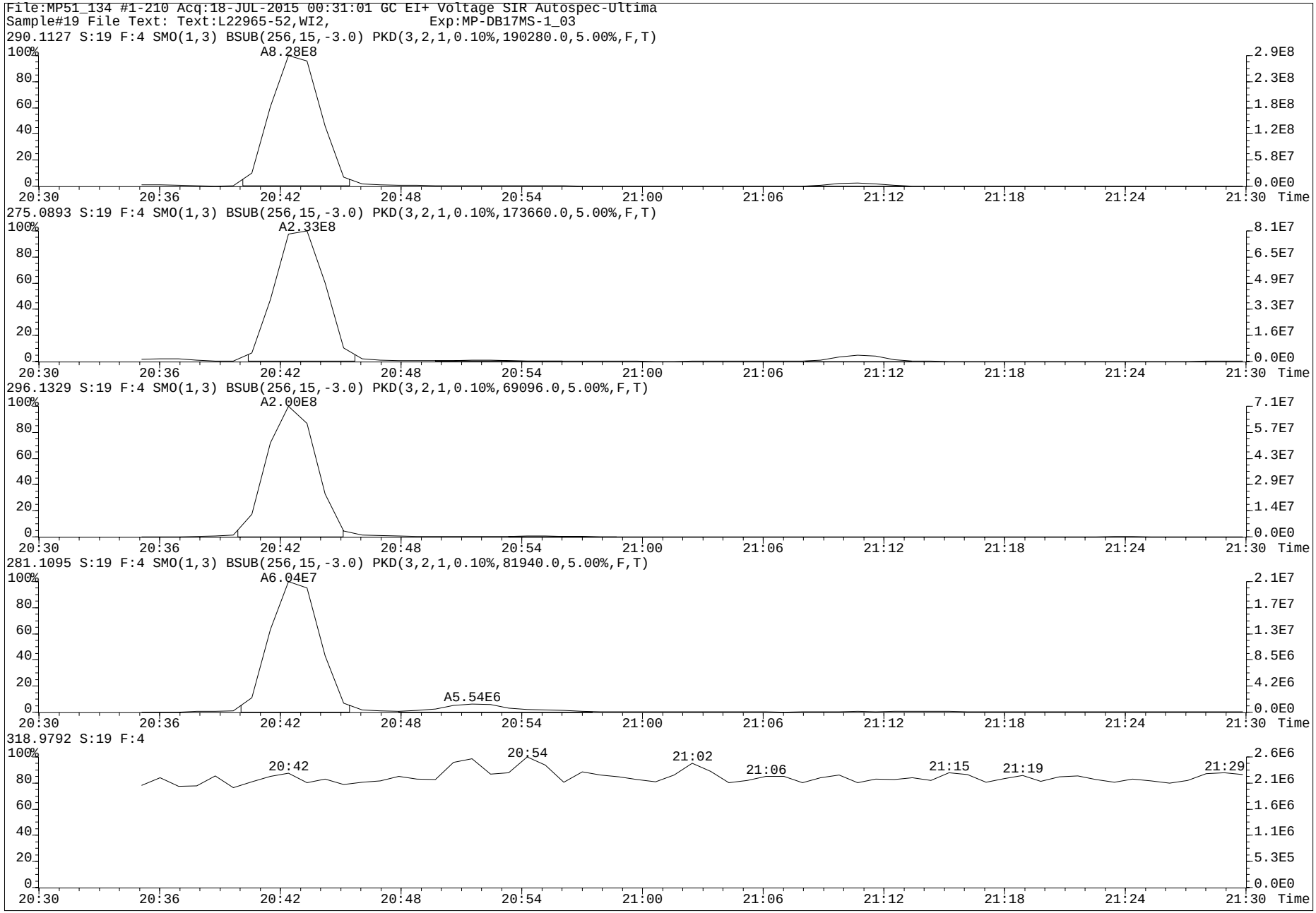
File:MP51_134 #1-210 Acq:18-JUL-2015 00:31:01 GC EI+ Voltage SIR Autospec-Ultima
Sample#19 File Text: Text:L22965-52,WI2, Exp:MP-DB17MS-1_03
290.1127 S:19 F:4 SMO(1,3) BSUB(256,15,-3.0) PKD(3,2,1,0.10%,190280.0,5.00%,F,T)
A8.28E8
275.0893 S:19 F:4 SMO(1,3) BSUB(256,15,-3.0) PKD(3,2,1,0.10%,173660.0,5.00%,F,T)
A2.33E8
296.1329 S:19 F:4 SMO(1,3) BSUB(256,15,-3.0) PKD(3,2,1,0.10%,69096.0,5.00%,F,T)
A2.00E8
281.1095 S:19 F:4 SMO(1,3) BSUB(256,15,-3.0) PKD(3,2,1,0.10%,81940.0,5.00%,F,T)
A6.04E7
A5.54E6
318.9792 S:19 F:4
20:42
20:54
21:02
21:06
21:15
21:19
21:29
Time

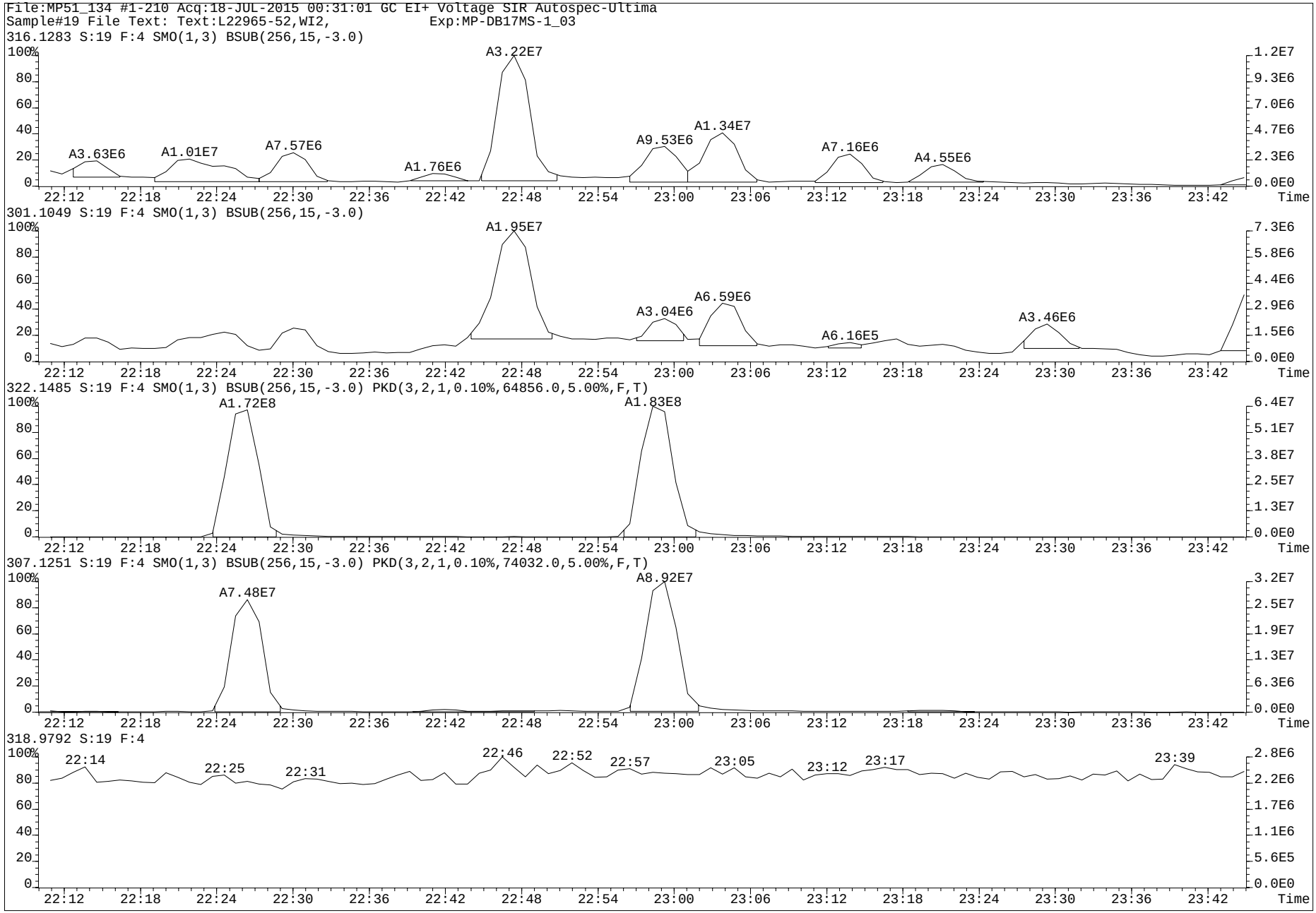
File:MP51_134 #1-210 Acq:18-JUL-2015 00:31:01 GC EI+ Voltage SIR Autospec-Ultima
Sample#19 File Text: Text:L22965-52,WI2, Exp:MP-DB17MS-1_03
316.1283 S:19 F:4 SMO(1,3) BSUB(256,15,-3.0)
A3.63E6
A1.01E7
A7.57E6
A1.76E6
A3.22E7
A9.53E6
A1.34E7
A7.16E6
A4.55E6
301.1049 S:19 F:4 SMO(1,3) BSUB(256,15,-3.0)
A1.95E7
A3.04E6
A6.59E6
A6.16E5
A3.46E6
322.1485 S:19 F:4 SMO(1,3) BSUB(256,15,-3.0) PKD(3,2,1,0.10%,64856.0,5.00%,F,T)
A1.72E8
A1.83E8
307.1251 S:19 F:4 SMO(1,3) BSUB(256,15,-3.0) PKD(3,2,1,0.10%,74032.0,5.00%,F,T)
A7.48E7
A8.92E7
318.9792 S:19 F:4
22:14
22:25
22:31
22:46
22:52
22:57
23:05
23:12
23:17
23:39
Time

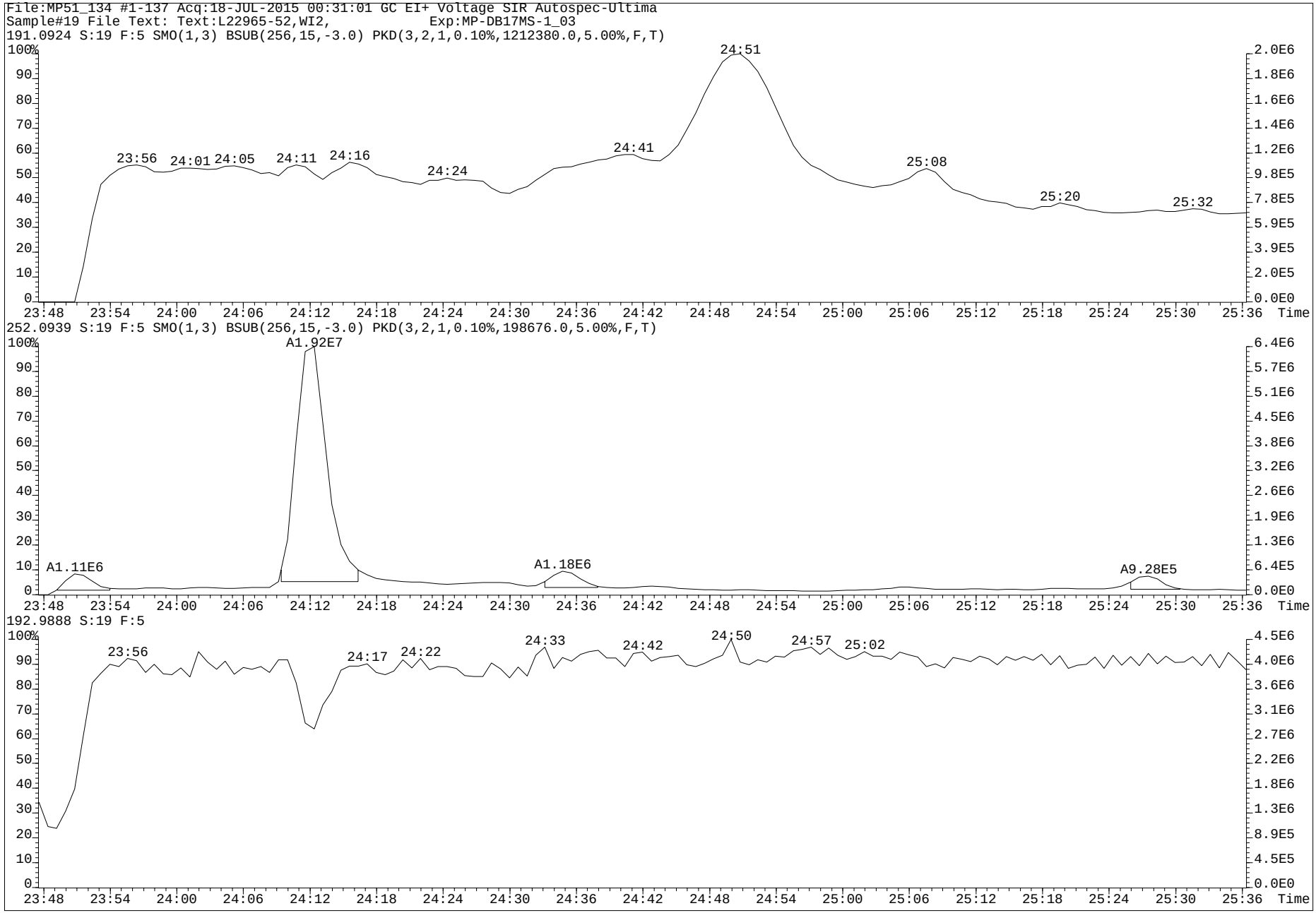
File:MP51_134 #1-137 Acq:18-JUL-2015 00:31:01 GC EI+ Voltage SIR Autospec-Ultima
Sample#19 File Text: Text:L22965-52,WI2, Exp:MP-DB17MS-1_03
191.0924 S:19 F:5 SMO(1,3) BSUB(256,15,-3.0) PKD(3,2,1,0.10%,1212380.0,5.00%,F,T)
23:56
24:01
24:05
24:11
24:16
24:24
24:41
24:51
25:08
25:20
25:32
252.0939 S:19 F:5 SMO(1,3) BSUB(256,15,-3.0) PKD(3,2,1,0.10%,198676.0,5.00%,F,T)
A1.11E6
A1.92E7
A1.18E6
A9.28E5
192.9888 S:19 F:5
23:56
24:17
24:22
24:33
24:42
24:50
24:57
25:02
Time

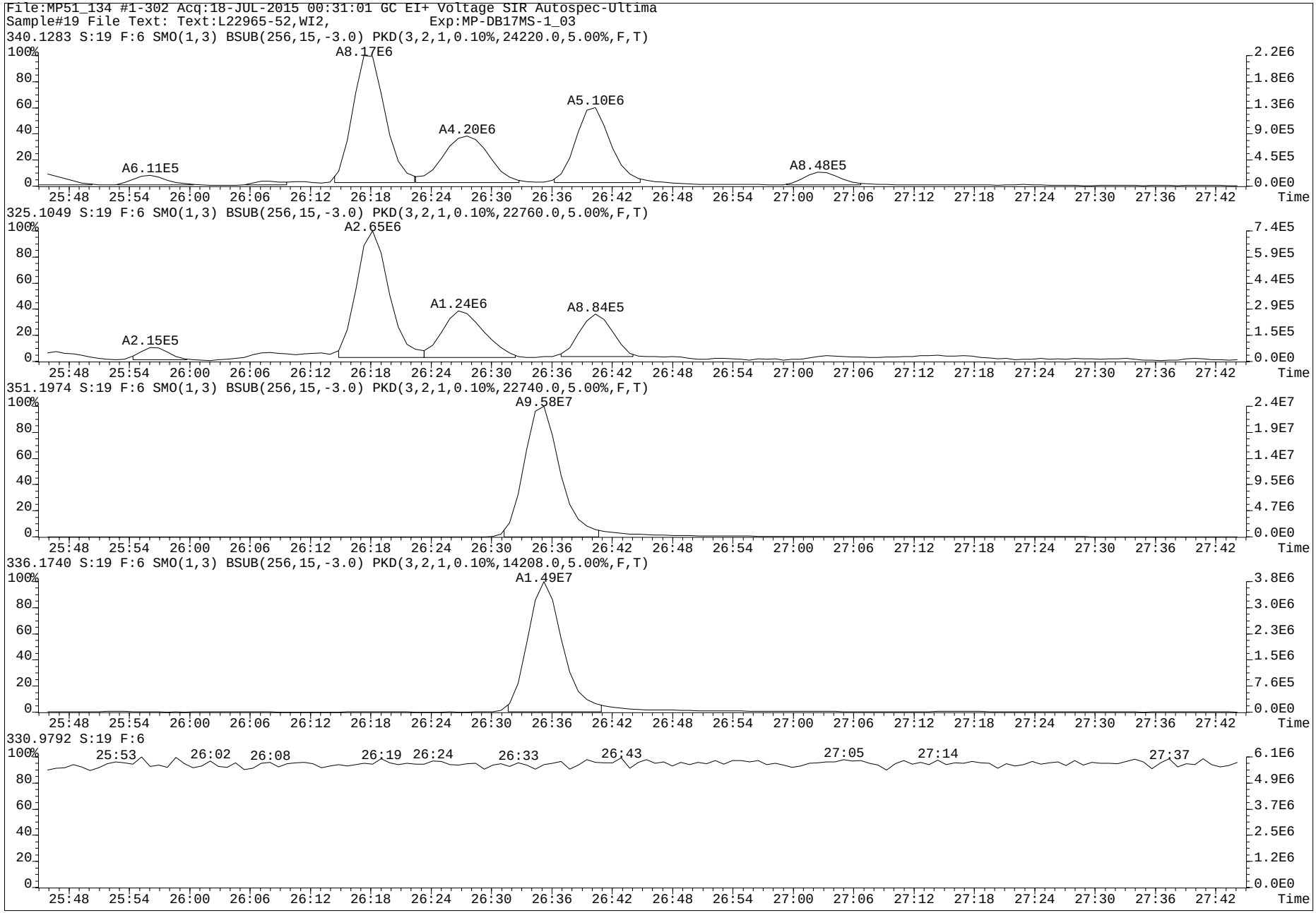
File:MP51_134 #1-302 Acq:18-JUL-2015 00:31:01 GC EI+ Voltage SIR Autospec-Ultima
Sample#19 File Text: Text:L22965-52,WI2, Exp:MP-DB17MS-1_03
340.1283 S:19 F:6 SMO(1,3) BSUB(256,15,-3.0) PKD(3,2,1,0.10%,24220.0,5.00%,F,T)
A8.17E6
A5.10E6
A4.20E6
A6.11E5
A8.48E5
325.1049 S:19 F:6 SMO(1,3) BSUB(256,15,-3.0) PKD(3,2,1,0.10%,22760.0,5.00%,F,T)
A2.65E6
A1.24E6
A8.84E5
A2.15E5
351.1974 S:19 F:6 SMO(1,3) BSUB(256,15,-3.0) PKD(3,2,1,0.10%,22740.0,5.00%,F,T)
A9.58E7
336.1740 S:19 F:6 SMO(1,3) BSUB(256,15,-3.0) PKD(3,2,1,0.10%,14208.0,5.00%,F,T)
A1.49E7
330.9792 S:19 F:6
25:53
26:02
26:08
26:19
26:24
26:33
26:43
27:05
27:14
27:37
Time

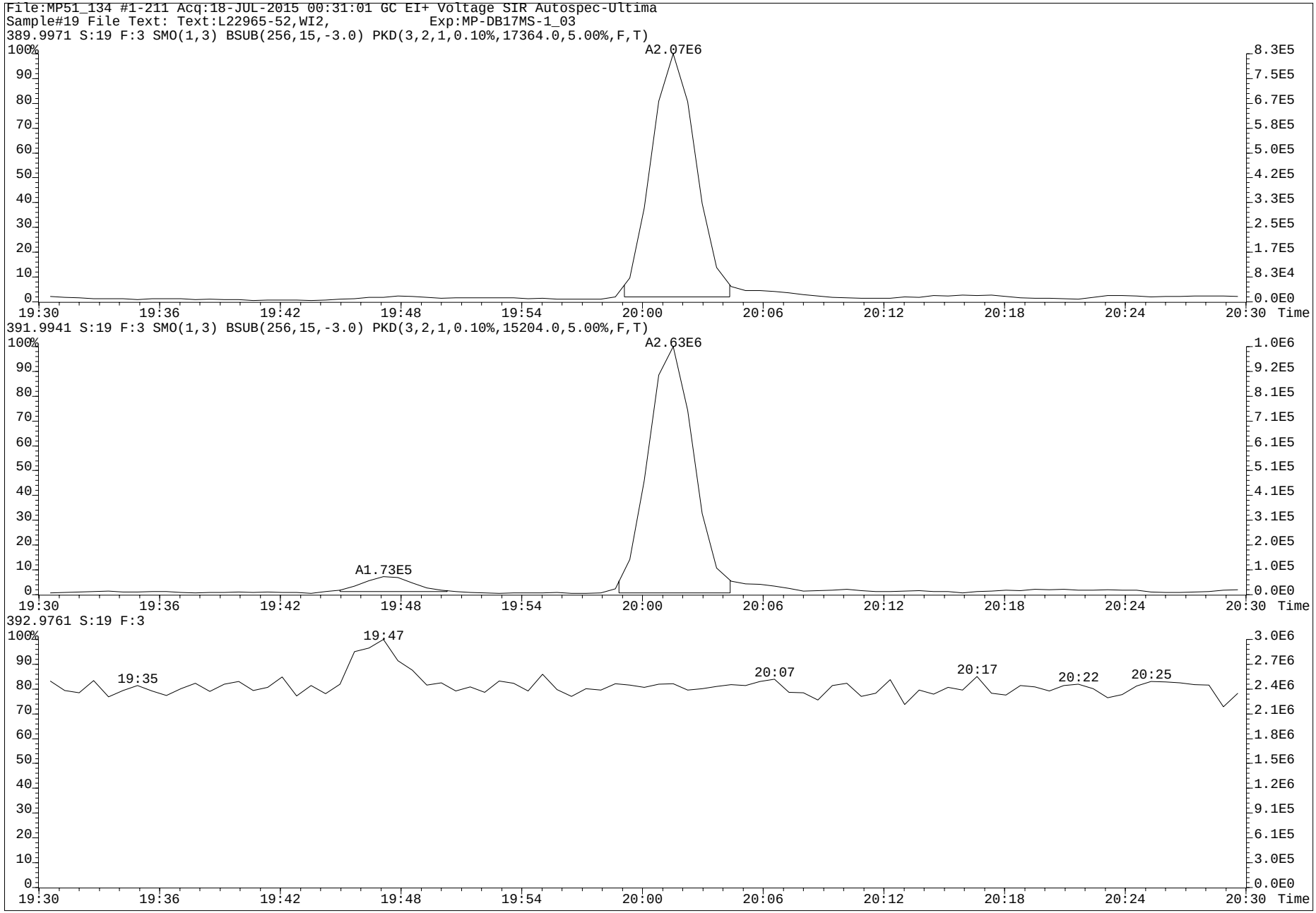
File:MP51_134 #1-211 Acq:18-JUL-2015 00:31:01 GC EI+ Voltage SIR Autospec-Ultima
Sample#19 File Text: Text:L22965-52,WI2, Exp:MP-DB17MS-1_03
389.9971 S:19 F:3 SMO(1,3) BSUB(256,15,-3.0) PKD(3,2,1,0.10%,17364.0,5.00%,F,T)
A2.07E6
391.9941 S:19 F:3 SMO(1,3) BSUB(256,15,-3.0) PKD(3,2,1,0.10%,15204.0,5.00%,F,T)
A2.63E6
A1.73E5
392.9761 S:19 F:3
19:47
19:35
20:07
20:17
20:22
20:25
Time

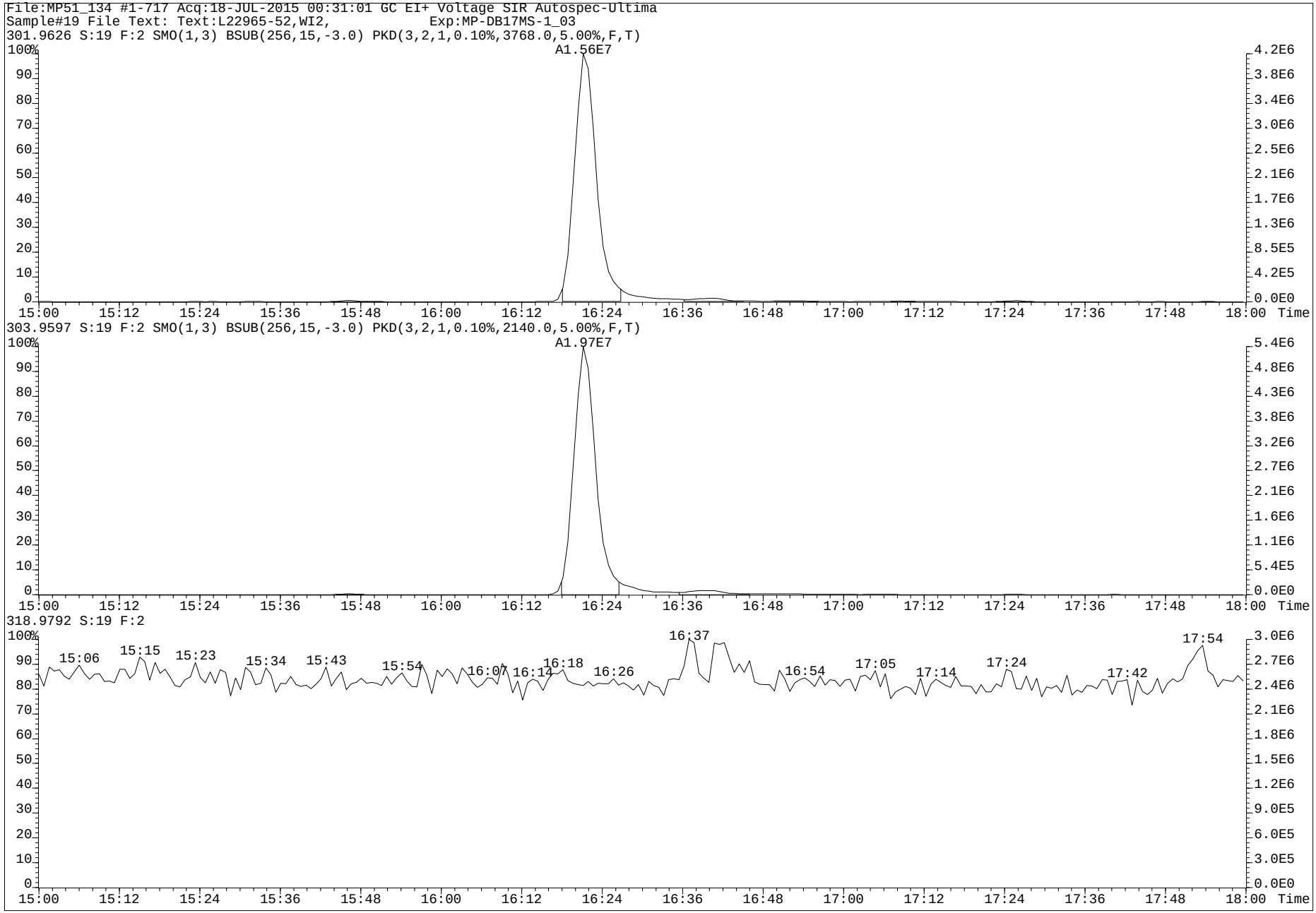
File:MP51_134 #1-717 Acq:18-JUL-2015 00:31:01 GC EI+ Voltage SIR Autospec-Ultima
Sample#19 File Text: Text:L22965-52,WI2, Exp:MP-DB17MS-1_03
301.9626 S:19 F:2 SMO(1,3) BSUB(256,15,-3.0) PKD(3,2,1,0.10%,3768.0,5.00%,F,T)
A1.56E7
303.9597 S:19 F:2 SMO(1,3) BSUB(256,15,-3.0) PKD(3,2,1,0.10%,2140.0,5.00%,F,T)
A1.97E7
318.9792 S:19 F:2
15:06
15:15
15:23
15:34
15:43
15:54
16:07
16:14
16:18
16:26
16:37
16:54
17:05
17:14
17:24
17:42
17:54
Time

www.axysanalytical.com

Run #15 Filename MP51_134 S: 15 I: 1 Acquired: 17-JUL-15 22:14:36 Processed: 20-JUL-15 14:49:16
Run: mp51_134-a Analyte: MP-DB17-S12 Cal: mp51_134-8a Results: mp51_134-a Version: V3.6 6-JAN-2000 17:51:42
Sample text: L23367-1,I2, Comments: 1,WG51611,2.0/200uL
sample size: 4.102000 conc units: pg/mL total toxicity: 154.86 F1: 1.0000 F2: 1.0000

	Typ	Name	#Hom	Resp	RA		RT	Conc	Tox #1	DL	Rec	M?
1	Unk	1-OH-Naphthalene	1	2.60e+07	0.77	n	8:13	685.384	69	412.8354	-	y
2	Unk	1-OH-Pyrene	1	6.29e+07	3.47	n	20:43	731.601	73	57.5024	-	n
3	Unk	3-OH-Chrysene	0	*	*	n	NotFnd	*	*	400.7207	-	n
4	Unk	3-OH-Benz[a]anthracene	0	*	*	n	NotFnd	*	*	311.8893	-	n
5	Unk	7,8-OH-Benzo[a]pyrene-C	0	*	*	n	NotFnd	*	*	*	-	n
6	Unk	7,8-OH-Benzo[a]pyrene-T	0	*	*	n	NotFnd	*	*	*	-	n
7	Unk	7,8-OH-Benzo[a]pyrene-3	0	*	*	n	NotFnd	*	*	*	-	n
8	Unk	9-OH-Benzo[a]pyrene	1	2.71e+06	2.17	n	26:26	107.178	11	20.2492	-	n
9	Unk	3-OH-Benzo[a]pyrene	1	5.27e+05	2.67	n	26:39	24.414	2	30.9599	-	y
10	Unk	7,8-OH-Benzo[a]pyrene-4	0	*	*	n	NotFnd	*	*	*	-	n
11	IS	13C6-1-OH-Naphthalene	1	3.85e+08	0.74	n	8:13	3392.322	-	122.8842	27.8	n
12	IS	13C6-1-OH-Pyrene	1	1.03e+09	3.30	n	20:43	6717.948	-	21.1893	55.1	n
13	IS	13C6-1-OH-BAA	1	8.81e+08	2.37	n	22:26	7377.219	-	40.5735	60.0	n
14	IS	13C6-3-OH-Chrysene	1	8.45e+08	1.96	n	22:59	6244.906	-	35.8255	50.7	n
15	IS	D11-3-OH-Benzo[a]pyrene	1	4.08e+08	6.40	n	26:35	6926.704	-	17.9769	57.1	n
16	IS	13C-CL4-OH-PCB-79	1	5.43e+07	0.77	y	20:01	2547.465	-	13.8356	104.5	n
17	IS	13C-CL4-PCB-79	0	*	*	n	NotFnd	*	-	*	Div0	n
18	RS	13C-CL4-PCB-81	1	2.47e+08	0.78	y	16:22	19.018	-	-	-	n
19	Tot	Fn1 Lock	-	-			-	-	-	-	-	n
20	Tot	Fn2 Lock	-	-			-	-	-	-	-	n
21	Tot	Fn3 Lock	-	-			-	-	-	-	-	n
22	Tot	Fn4 Lock	-	-			-	-	-	-	-	n
23	Tot	Fn4 Lock	-	-			-	-	-	-	-	n
24	Tot	Fn5 Lock	-	-			-	-	-	-	-	n
25	Tot	Fn6 Lock	-	-			-	-	-	-	-	n

x conc · 2 DL
by
1.026

PV AS 23-JUL-2015

SV by MW
28-July-2015

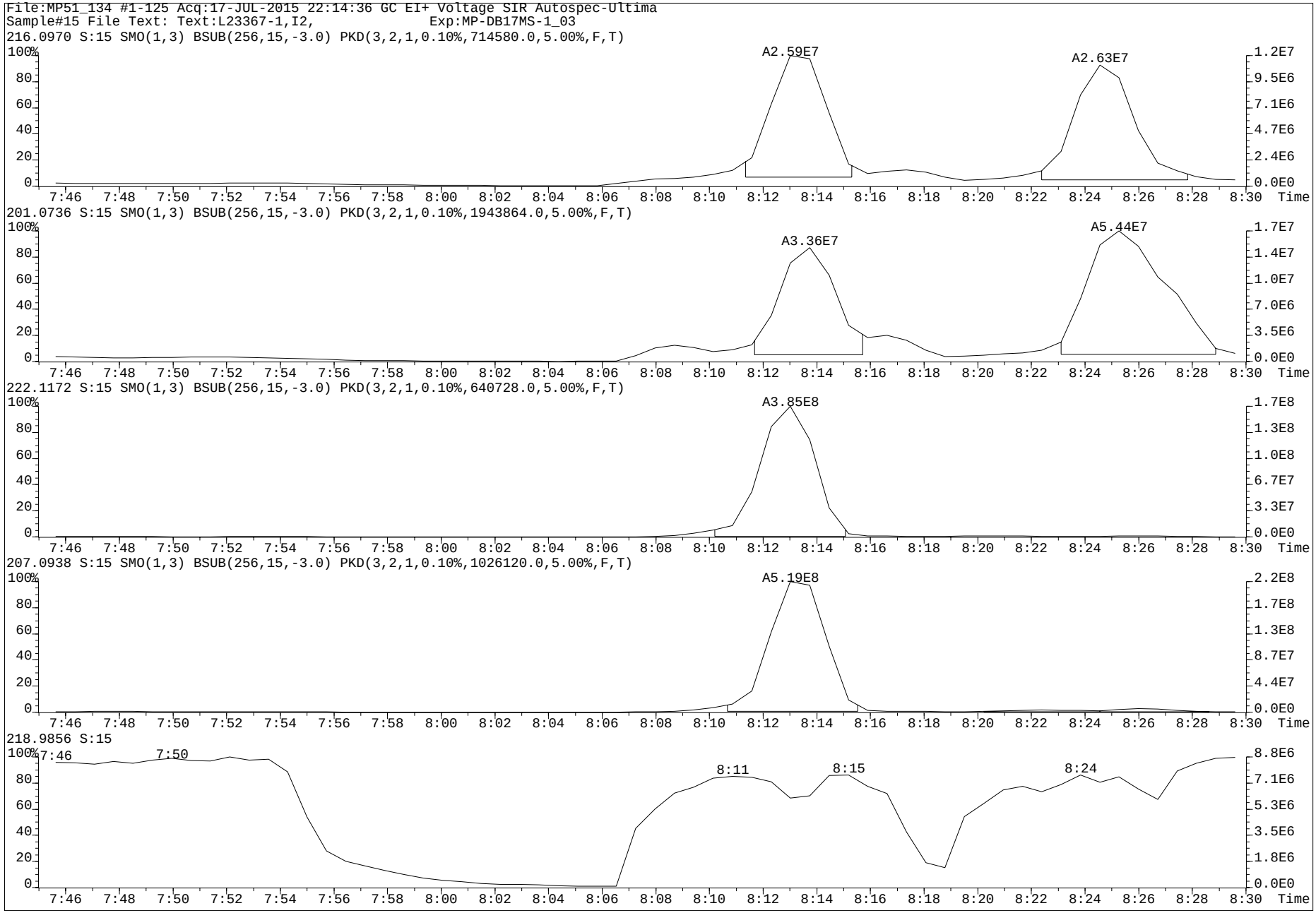
File:MP51_134 #1-125 Acq:17-JUL-2015 22:14:36 GC EI+ Voltage SIR Autospec-Ultima
Sample#15 File Text: Text:L23367-1,I2, Exp:MP-DB17MS-1_03
216.0970 S:15 SMO(1,3) BSUB(256,15,-3.0) PKD(3,2,1,0.10%,714580.0,5.00%,F,T)
A2.59E7
A2.63E7
201.0736 S:15 SMO(1,3) BSUB(256,15,-3.0) PKD(3,2,1,0.10%,1943864.0,5.00%,F,T)
A3.36E7
A5.44E7
222.1172 S:15 SMO(1,3) BSUB(256,15,-3.0) PKD(3,2,1,0.10%,640728.0,5.00%,F,T)
A3.85E8
207.0938 S:15 SMO(1,3) BSUB(256,15,-3.0) PKD(3,2,1,0.10%,1026120.0,5.00%,F,T)
A5.19E8
218.9856 S:15
7:46
7:50
8:11
8:15
8:24
Time

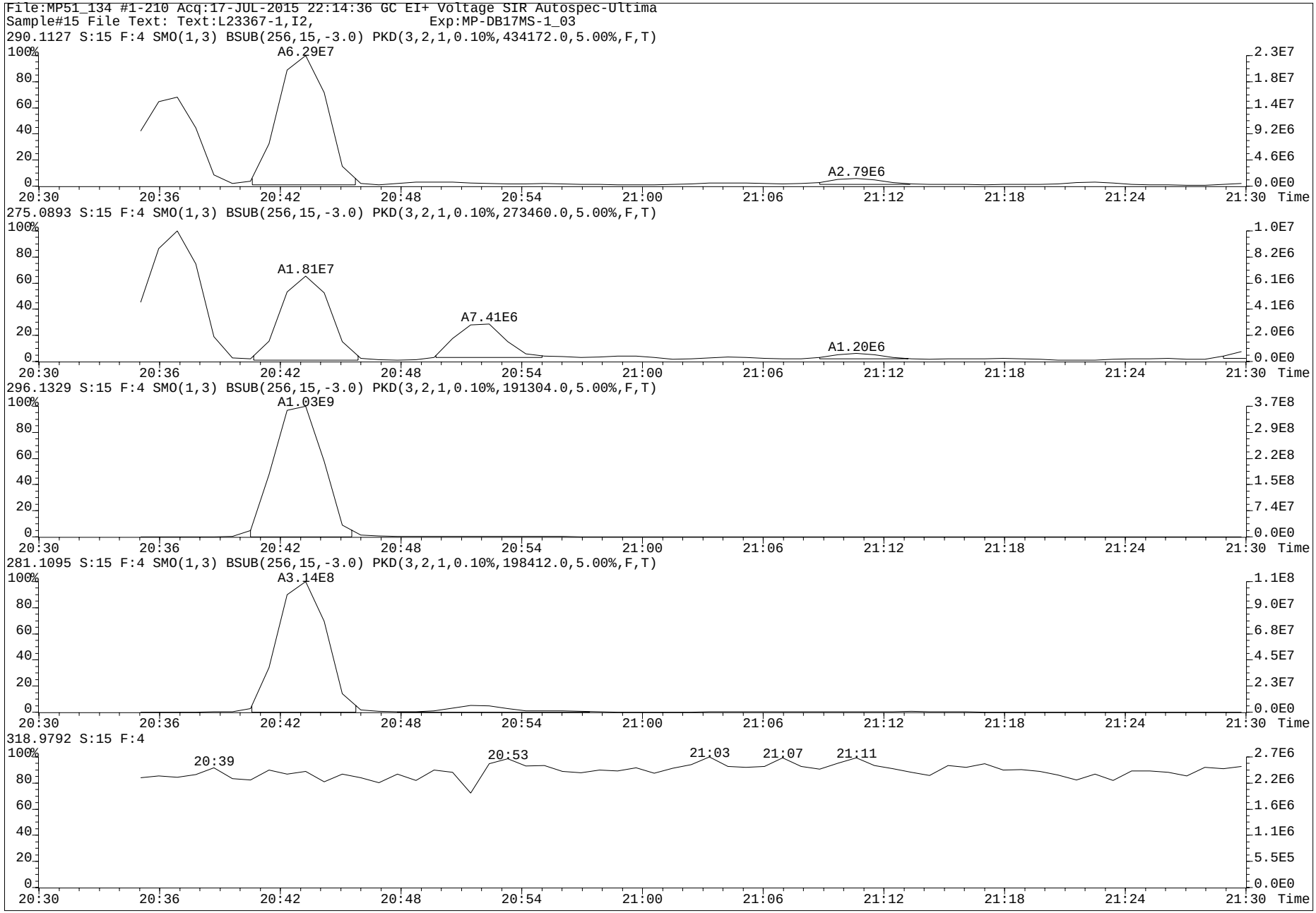
File:MP51_134 #1-210 Acq:17-JUL-2015 22:14:36 GC EI+ Voltage SIR Autospec-Ultima
Sample#15 File Text: Text:L23367-1,I2, Exp:MP-DB17MS-1_03
290.1127 S:15 F:4 SMO(1,3) BSUB(256,15,-3.0) PKD(3,2,1,0.10%,434172.0,5.00%,F,T)
A6.29E7
A2.79E6
275.0893 S:15 F:4 SMO(1,3) BSUB(256,15,-3.0) PKD(3,2,1,0.10%,273460.0,5.00%,F,T)
A1.81E7
A7.41E6
A1.20E6
296.1329 S:15 F:4 SMO(1,3) BSUB(256,15,-3.0) PKD(3,2,1,0.10%,191304.0,5.00%,F,T)
A1.03E9
281.1095 S:15 F:4 SMO(1,3) BSUB(256,15,-3.0) PKD(3,2,1,0.10%,198412.0,5.00%,F,T)
A3.14E8
318.9792 S:15 F:4
20:39
20:53
21:03
21:07
21:11
Time

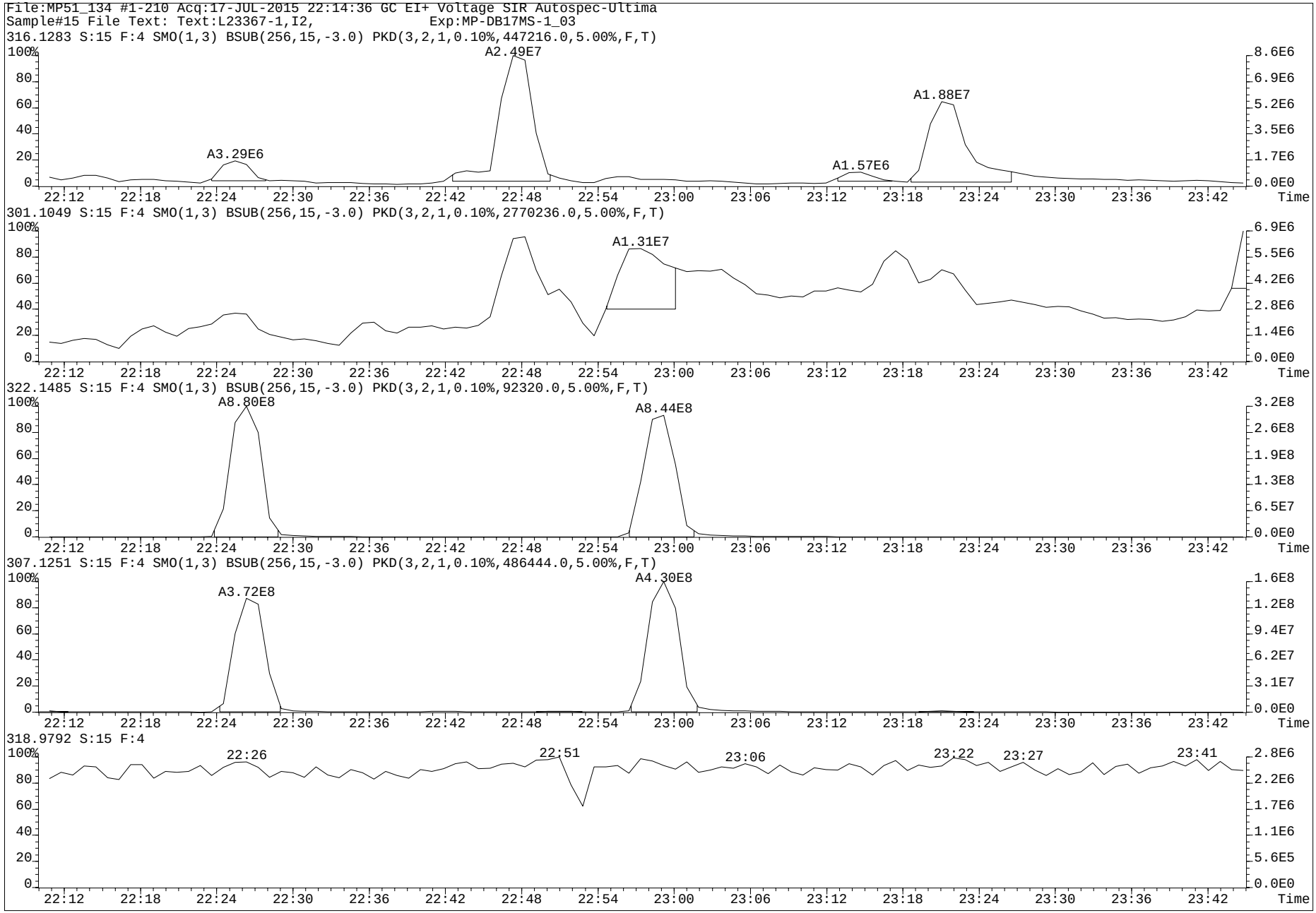
File:MP51_134 #1-210 Acq:17-JUL-2015 22:14:36 GC EI+ Voltage SIR Autospec-Ultima
Sample#15 File Text: Text:L23367-1,I2, Exp:MP-DB17MS-1_03
316.1283 S:15 F:4 SMO(1,3) BSUB(256,15,-3.0) PKD(3,2,1,0.10%,447216.0,5.00%,F,T)
A2.49E7
A1.88E7
A3.29E6
A1.57E6
301.1049 S:15 F:4 SMO(1,3) BSUB(256,15,-3.0) PKD(3,2,1,0.10%,2770236.0,5.00%,F,T)
A1.31E7
322.1485 S:15 F:4 SMO(1,3) BSUB(256,15,-3.0) PKD(3,2,1,0.10%,92320.0,5.00%,F,T)
A8.80E8
A8.44E8
307.1251 S:15 F:4 SMO(1,3) BSUB(256,15,-3.0) PKD(3,2,1,0.10%,486444.0,5.00%,F,T)
A3.72E8
A4.30E8
318.9792 S:15 F:4
22:26
22:51
23:06
23:22
23:27
23:41
Time

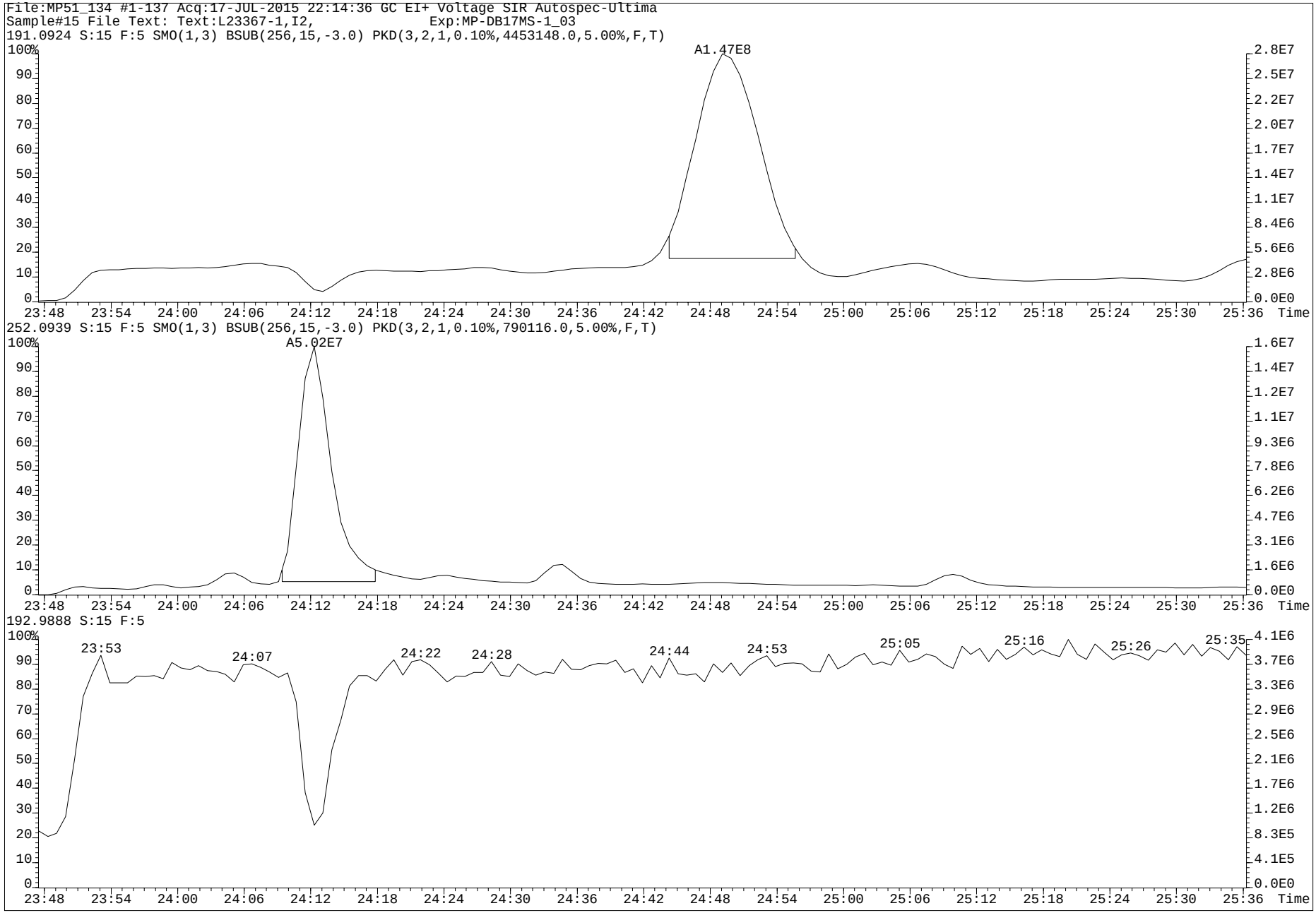
File:MP51_134 #1-137 Acq:17-JUL-2015 22:14:36 GC EI+ Voltage SIR Autospec-Ultima
Sample#15 File Text: Text:L23367-1,I2, Exp:MP-DB17MS-1_03
191.0924 S:15 F:5 SMO(1,3) BSUB(256,15,-3.0) PKD(3,2,1,0.10%,4453148.0,5.00%,F,T)
A1.47E8
252.0939 S:15 F:5 SMO(1,3) BSUB(256,15,-3.0) PKD(3,2,1,0.10%,790116.0,5.00%,F,T)
A5.02E7
192.9888 S:15 F:5
23:53
24:07
24:22
24:28
24:44
24:53
25:05
25:16
25:26
25:35
Time

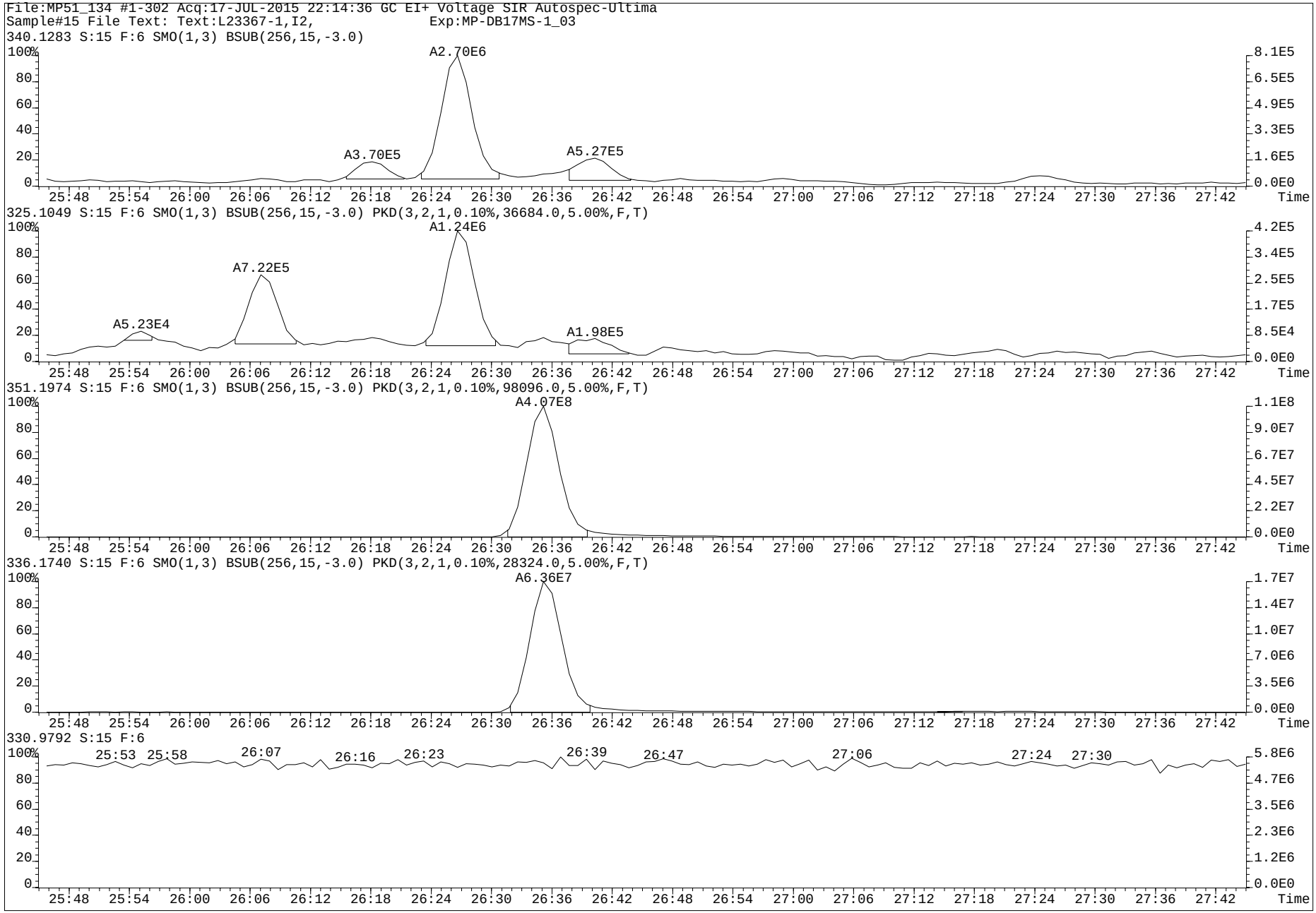
File:MP51_134 #1-302 Acq:17-JUL-2015 22:14:36 GC EI+ Voltage SIR Autospec-Ultima
Sample#15 File Text: Text:L23367-1,I2, Exp:MP-DB17MS-1_03
340.1283 S:15 F:6 SMO(1,3) BSUB(256,15,-3.0)
A2.70E6
A3.70E5
A5.27E5
325.1049 S:15 F:6 SMO(1,3) BSUB(256,15,-3.0) PKD(3,2,1,0.10%,36684.0,5.00%,F,T)
A1.24E6
A7.22E5
A5.23E4
A1.98E5
351.1974 S:15 F:6 SMO(1,3) BSUB(256,15,-3.0) PKD(3,2,1,0.10%,98096.0,5.00%,F,T)
A4.07E8
336.1740 S:15 F:6 SMO(1,3) BSUB(256,15,-3.0) PKD(3,2,1,0.10%,28324.0,5.00%,F,T)
A6.36E7
330.9792 S:15 F:6
25:53 25:58 26:07 26:16 26:23 26:39 26:47 27:06 27:24 27:30
Time

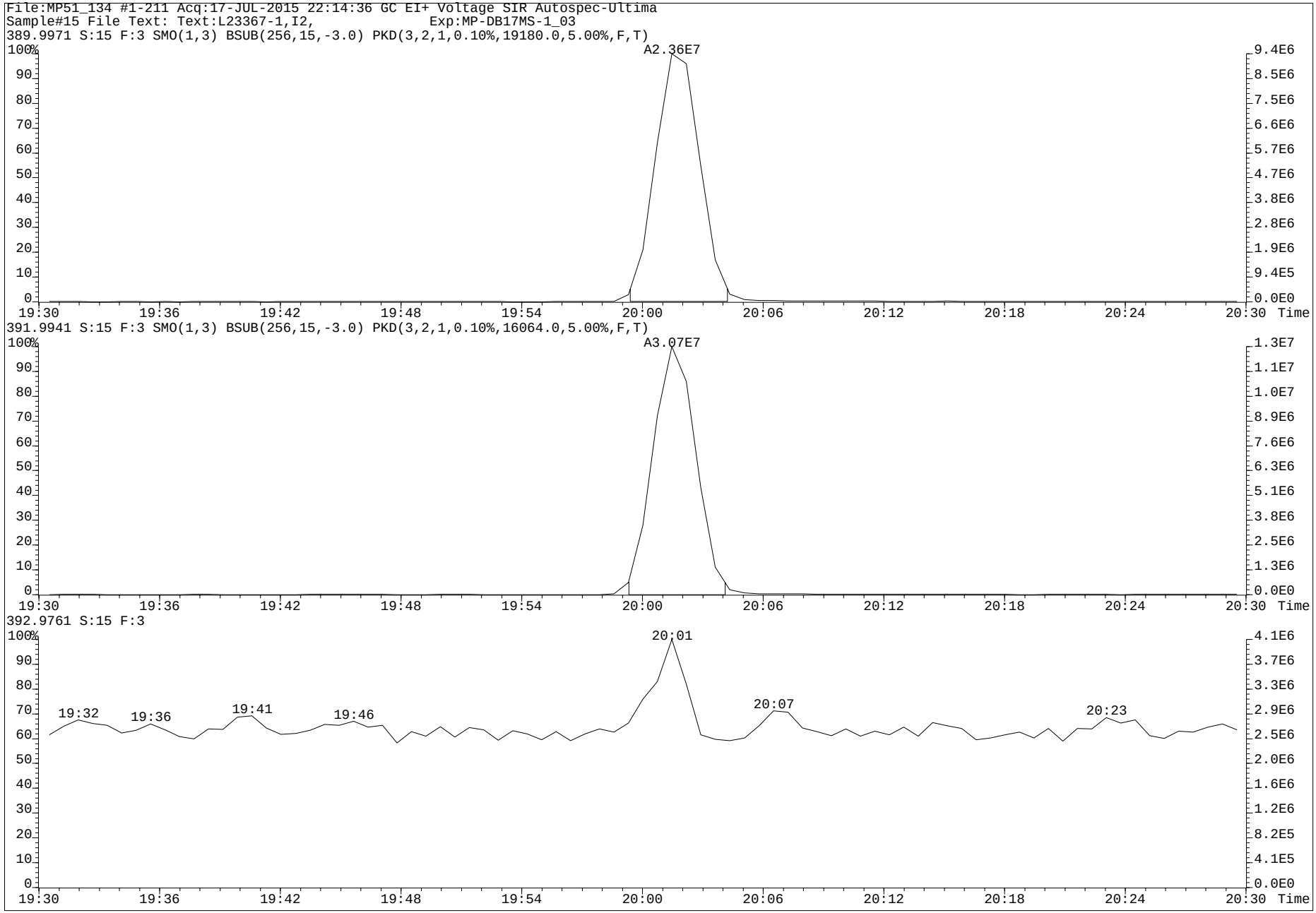
File:MP51_134 #1-211 Acq:17-JUL-2015 22:14:36 GC EI+ Voltage SIR Autospec-Ultima
Sample#15 File Text: Text:L23367-1,I2, Exp:MP-DB17MS-1_03
389.9971 S:15 F:3 SMO(1,3) BSUB(256,15,-3.0) PKD(3,2,1,0.10%,19180.0,5.00%,F,T)
A2.36E7
391.9941 S:15 F:3 SMO(1,3) BSUB(256,15,-3.0) PKD(3,2,1,0.10%,16064.0,5.00%,F,T)
A3.07E7
392.9761 S:15 F:3
20:01
19:32
19:36
19:41
19:46
20:07
20:23
Time

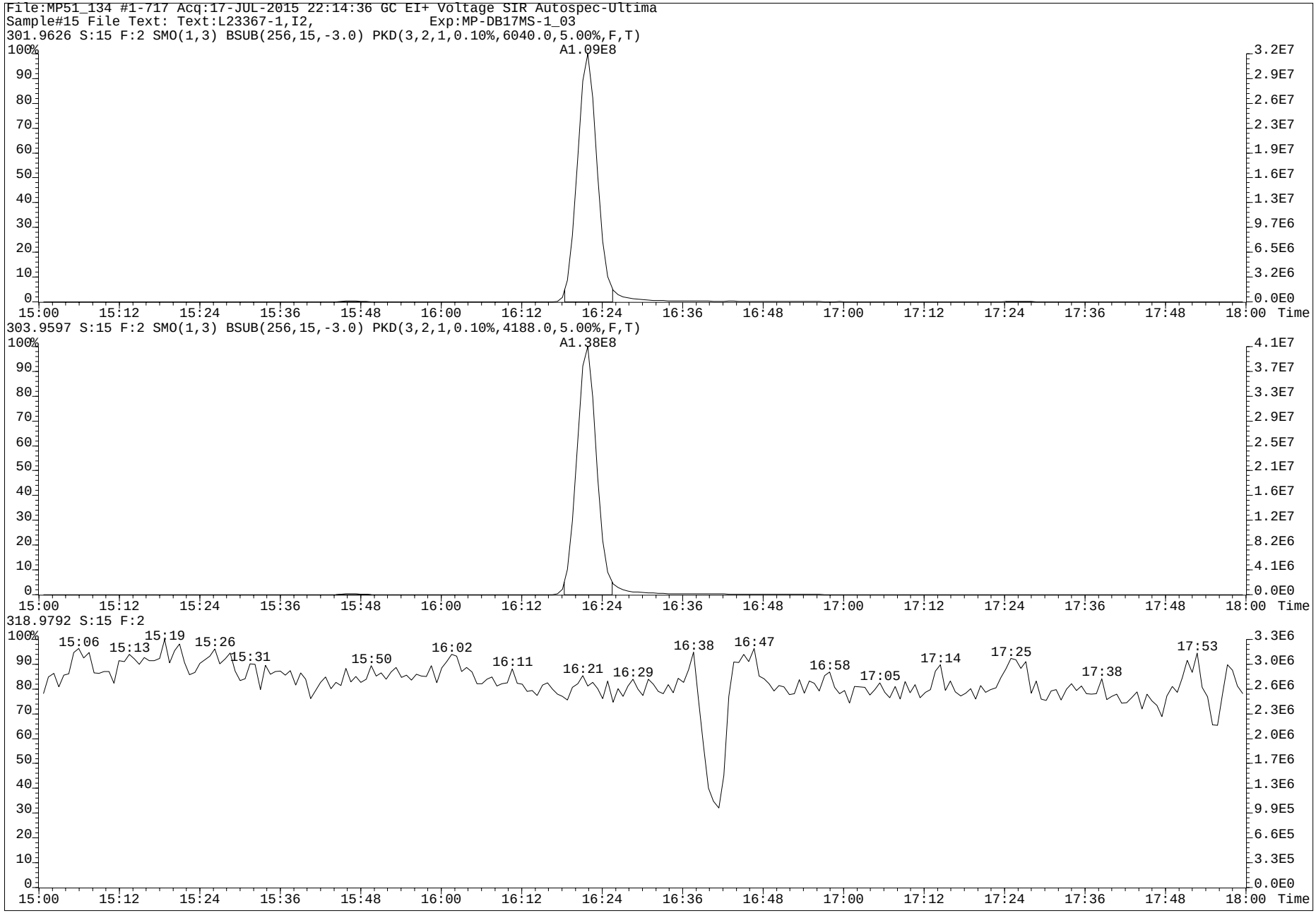
File:MP51_134 #1-717 Acq:17-JUL-2015 22:14:36 GC EI+ Voltage SIR Autospec-Ultima
Sample#15 File Text: Text:L23367-1,I2, Exp:MP-DB17MS-1_03
301.9626 S:15 F:2 SMO(1,3) BSUB(256,15,-3.0) PKD(3,2,1,0.10%,6040.0,5.00%,F,T)
A1.09E8
303.9597 S:15 F:2 SMO(1,3) BSUB(256,15,-3.0) PKD(3,2,1,0.10%,4188.0,5.00%,F,T)
A1.38E8
318.9792 S:15 F:2
15:06
15:13
15:19
15:26
15:31
15:50
16:02
16:11
16:21
16:29
16:38
16:47
16:58
17:05
17:14
17:25
17:38
17:53
Time

www.axysanalytical.com

Run #17 Filename MP51_134 S: 17 I: 1 Acquired: 17-JUL-15 23:22:48 Processed: 20-JUL-15 14:49:17
Run: mp51_134-a Analyte: MP-DB17-S12 Cal: mp51_134-8a Results: mp51_134-a Version: V3.6 6-JAN-2000 17:51:42
Sample text: L23367-2,I2, Comments: 1,WG51611,2.0/200uL
sample size: 4.213000 conc units: pg/mL total toxicity: 315.27 F1: 1.0000 F2: 1.0000

	Typ	Name	#Hom	Resp	RA		RT	Conc	Tox #1	DL	Rec	M?
1	Unk	1-OH-Naphthalene	1	5.37e+07	0.87	n	8:13	1378.542	138	554.7508	-	y
2	Unk	1-OH-Pyrene	1	1.61e+08	3.32	n	20:44	1546.632	155	126.3029	-	n
3	Unk	3-OH-Chrysene	0	*	*	n	NotFnd	*	*	1572.0172	-	n
4	Unk	3-OH-Benz[a]anthracene	0	*	*	n	NotFnd	*	*	1189.9779	-	n
5	Unk	7,8-OH-Benzo[a]pyrene-C	0	*	*	n	NotFnd	*	*	*	-	n
6	Unk	7,8-OH-Benzo[a]pyrene-T	0	*	*	n	NotFnd	*	*	*	-	n
7	Unk	7,8-OH-Benzo[a]pyrene-3	0	*	*	n	NotFnd	*	*	*	-	n
8	Unk	9-OH-Benzo[a]pyrene	1	6.02e+06	1.97	n	26:27	201.968	20	33.1959	-	n
9	Unk	3-OH-Benzo[a]pyrene	1	7.42e+05	2.71	n	26:41	25.572	3	44.1558	-	y
10	Unk	7,8-OH-Benzo[a]pyrene-4	0	*	*	n	NotFnd	*	*	*	-	n
11	IS	13C6-1-OH-Naphthalene	1	3.86e+08	0.76	n	8:13	3048.936	-	280.8002	25.7	n
12	IS	13C6-1-OH-Pyrene	1	1.22e+09	3.16	n	20:44	7104.146	-	65.9978	59.9	n
13	IS	13C6-1-OH-BAA	1	1.05e+09	2.43	n	22:27	7897.564	-	88.6065	66.0	n
14	IS	13C6-3-OH-Chrysene	1	9.70e+08	2.03	n	23:00	6437.919	-	78.2375	53.7	n
15	IS	D11-3-OH-Benzo[a]pyrene	1	5.34e+08	6.46	n	26:36	8137.734	-	11.1508	68.9	n
16	IS	13C-CL4-OH-PCB-79	1	6.05e+07	0.80	y	20:03	2545.773	-	14.7651	107.3	n
17	IS	13C-CL4-PCB-79	0	*	*	n	NotFnd	*	-	*	Div0	n
18	RS	13C-CL4-PCB-81	1	2.68e+08	0.79	y	16:22	20.085	-	-	-	n
19	Tot	Fn1 Lock	-	-			-	-	-	-	-	n
20	Tot	Fn2 Lock	-	-			-	-	-	-	-	n
21	Tot	Fn3 Lock	-	-			-	-	-	-	-	n
22	Tot	Fn4 Lock	-	-			-	-	-	-	-	n
23	Tot	Fn4 Lock	-	-			-	-	-	-	-	n
24	Tot	Fn5 Lock	-	-			-	-	-	-	-	n
25	Tot	Fn6 Lock	-	-			-	-	-	-	-	n

x conc. & RL by 1.053

PV AS 23-JUL-2015

SV by MW
26-July-2015

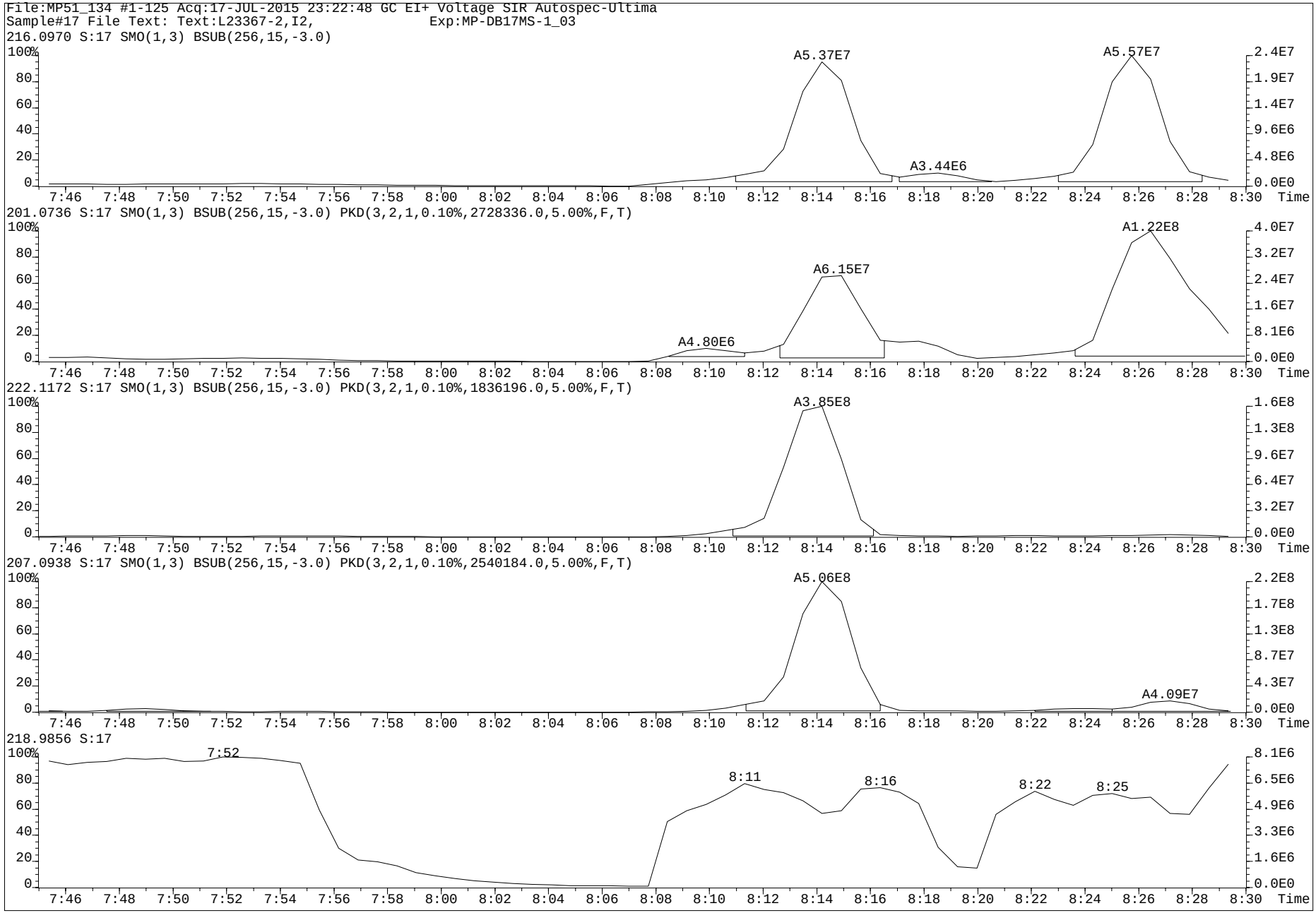
File:MP51_134 #1-125 Acq:17-JUL-2015 23:22:48 GC EI+ Voltage SIR Autospec-Ultima
Sample#17 File Text: Text:L23367-2,I2, Exp:MP-DB17MS-1_03
216.0970 S:17 SMO(1,3) BSUB(256,15,-3.0)
A5.37E7
A3.44E6
A5.57E7
201.0736 S:17 SMO(1,3) BSUB(256,15,-3.0) PKD(3,2,1,0.10%,2728336.0,5.00%,F,T)
A4.80E6
A6.15E7
A1.22E8
222.1172 S:17 SMO(1,3) BSUB(256,15,-3.0) PKD(3,2,1,0.10%,1836196.0,5.00%,F,T)
A3.85E8
207.0938 S:17 SMO(1,3) BSUB(256,15,-3.0) PKD(3,2,1,0.10%,2540184.0,5.00%,F,T)
A5.06E8
A4.09E7
218.9856 S:17
7:52
8:11
8:16
8:22
8:25
Time

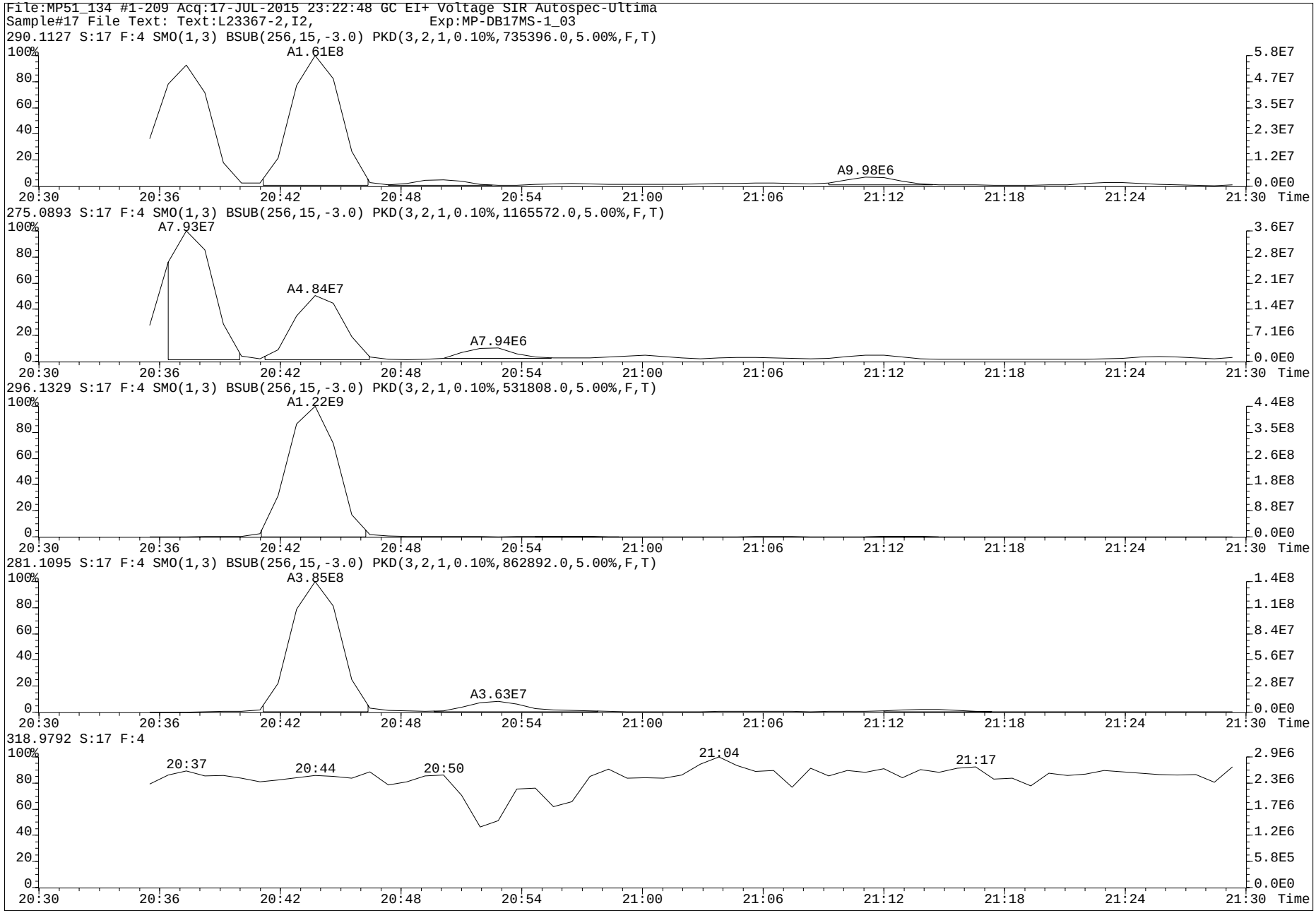
File:MP51_134 #1-209 Acq:17-JUL-2015 23:22:48 GC EI+ Voltage SIR Autospec-Ultima
Sample#17 File Text: Text:L23367-2,I2, Exp:MP-DB17MS-1_03
290.1127 S:17 F:4 SMO(1,3) BSUB(256,15,-3.0) PKD(3,2,1,0.10%,735396.0,5.00%,F,T)
A1.61E8
A9.98E6
275.0893 S:17 F:4 SMO(1,3) BSUB(256,15,-3.0) PKD(3,2,1,0.10%,1165572.0,5.00%,F,T)
A7.93E7
A4.84E7
A7.94E6
296.1329 S:17 F:4 SMO(1,3) BSUB(256,15,-3.0) PKD(3,2,1,0.10%,531808.0,5.00%,F,T)
A1.22E9
281.1095 S:17 F:4 SMO(1,3) BSUB(256,15,-3.0) PKD(3,2,1,0.10%,862892.0,5.00%,F,T)
A3.85E8
A3.63E7
318.9792 S:17 F:4
20:37
20:44
20:50
21:04
21:17
Time

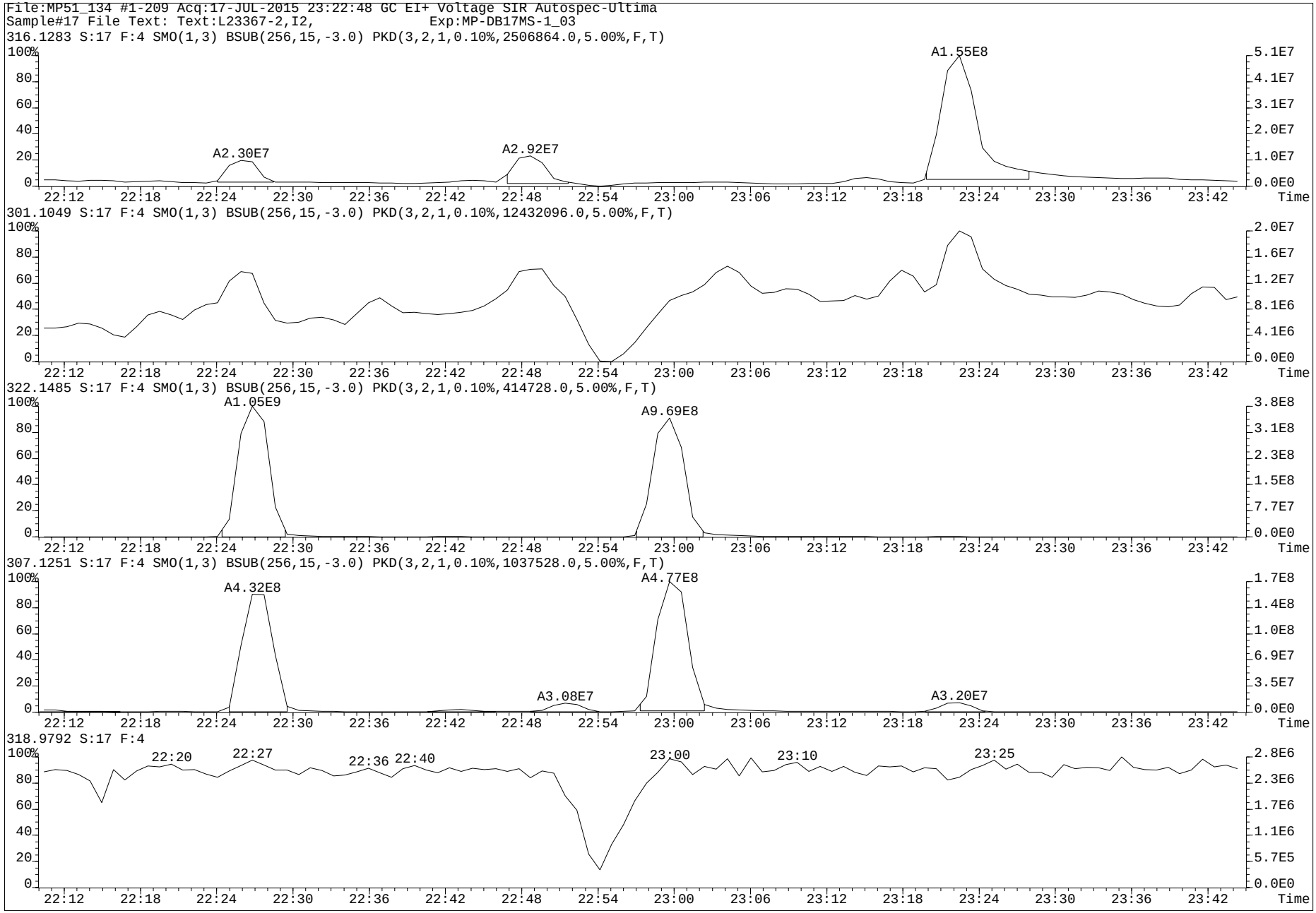
File:MP51_134 #1-209 Acq:17-JUL-2015 23:22:48 GC EI+ Voltage SIR Autospec-Ultima
Sample#17 File Text: Text:L23367-2,I2, Exp:MP-DB17MS-1_03
316.1283 S:17 F:4 SMO(1,3) BSUB(256,15,-3.0) PKD(3,2,1,0.10%,2506864.0,5.00%,F,T)
A2.30E7
A2.92E7
A1.55E8
301.1049 S:17 F:4 SMO(1,3) BSUB(256,15,-3.0) PKD(3,2,1,0.10%,12432096.0,5.00%,F,T)
322.1485 S:17 F:4 SMO(1,3) BSUB(256,15,-3.0) PKD(3,2,1,0.10%,414728.0,5.00%,F,T)
A1.05E9
A9.69E8
307.1251 S:17 F:4 SMO(1,3) BSUB(256,15,-3.0) PKD(3,2,1,0.10%,1037528.0,5.00%,F,T)
A4.32E8
A3.08E7
A4.77E8
A3.20E7
318.9792 S:17 F:4
22:20
22:27
22:36
22:40
23:00
23:10
23:25
Time

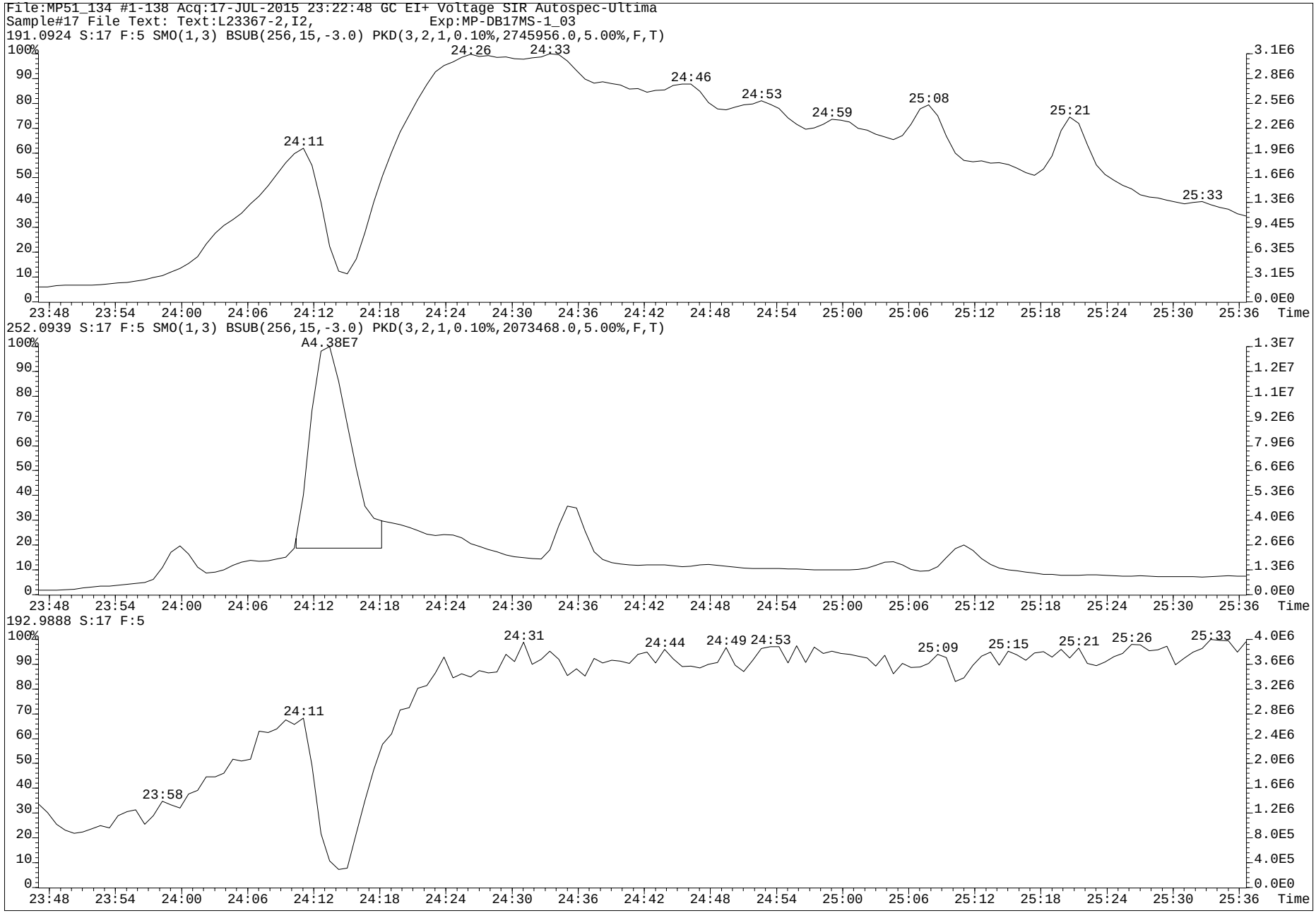
File:MP51_134 #1-138 Acq:17-JUL-2015 23:22:48 GC EI+ Voltage SIR Autospec-Ultima
Sample#17 File Text: Text:L23367-2,I2, Exp:MP-DB17MS-1_03
191.0924 S:17 F:5 SMO(1,3) BSUB(256,15,-3.0) PKD(3,2,1,0.10%,2745956.0,5.00%,F,T)
24:11
24:26
24:33
24:46
24:53
24:59
25:08
25:21
25:33
252.0939 S:17 F:5 SMO(1,3) BSUB(256,15,-3.0) PKD(3,2,1,0.10%,2073468.0,5.00%,F,T)
A4.38E7
192.9888 S:17 F:5
23:58
24:11
24:31
24:44
24:49
24:53
25:09
25:15
25:21
25:26
25:33
Time

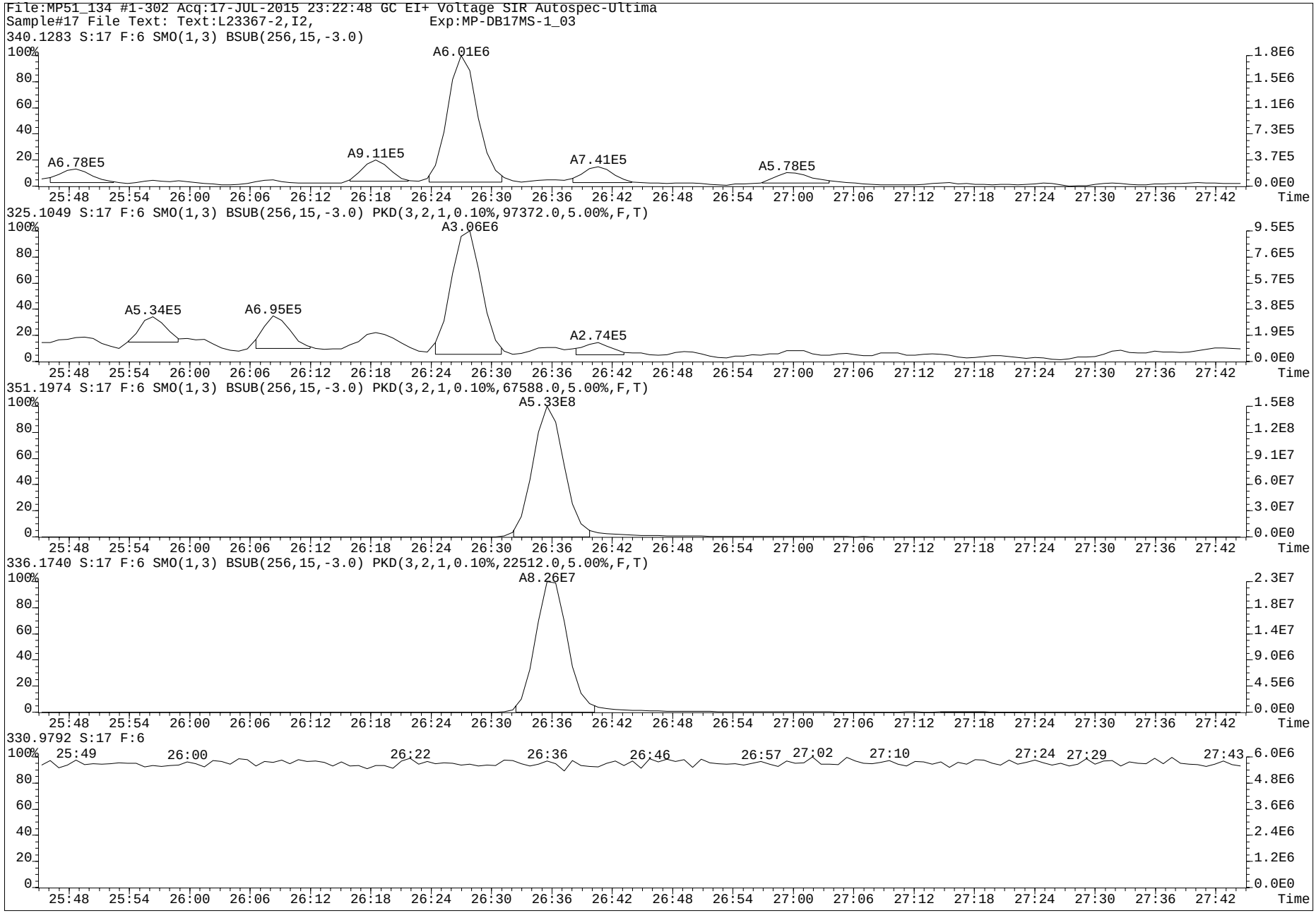
File:MP51_134 #1-302 Acq:17-JUL-2015 23:22:48 GC EI+ Voltage SIR Autospec-Ultima
Sample#17 File Text: Text:L23367-2,I2, Exp:MP-DB17MS-1_03
340.1283 S:17 F:6 SMO(1,3) BSUB(256,15,-3.0)
A6.78E5
A9.11E5
A6.01E6
A7.41E5
A5.78E5
325.1049 S:17 F:6 SMO(1,3) BSUB(256,15,-3.0) PKD(3,2,1,0.10%,97372.0,5.00%,F,T)
A5.34E5
A6.95E5
A3.06E6
A2.74E5
351.1974 S:17 F:6 SMO(1,3) BSUB(256,15,-3.0) PKD(3,2,1,0.10%,67588.0,5.00%,F,T)
A5.33E8
336.1740 S:17 F:6 SMO(1,3) BSUB(256,15,-3.0) PKD(3,2,1,0.10%,22512.0,5.00%,F,T)
A8.26E7
330.9792 S:17 F:6
Time

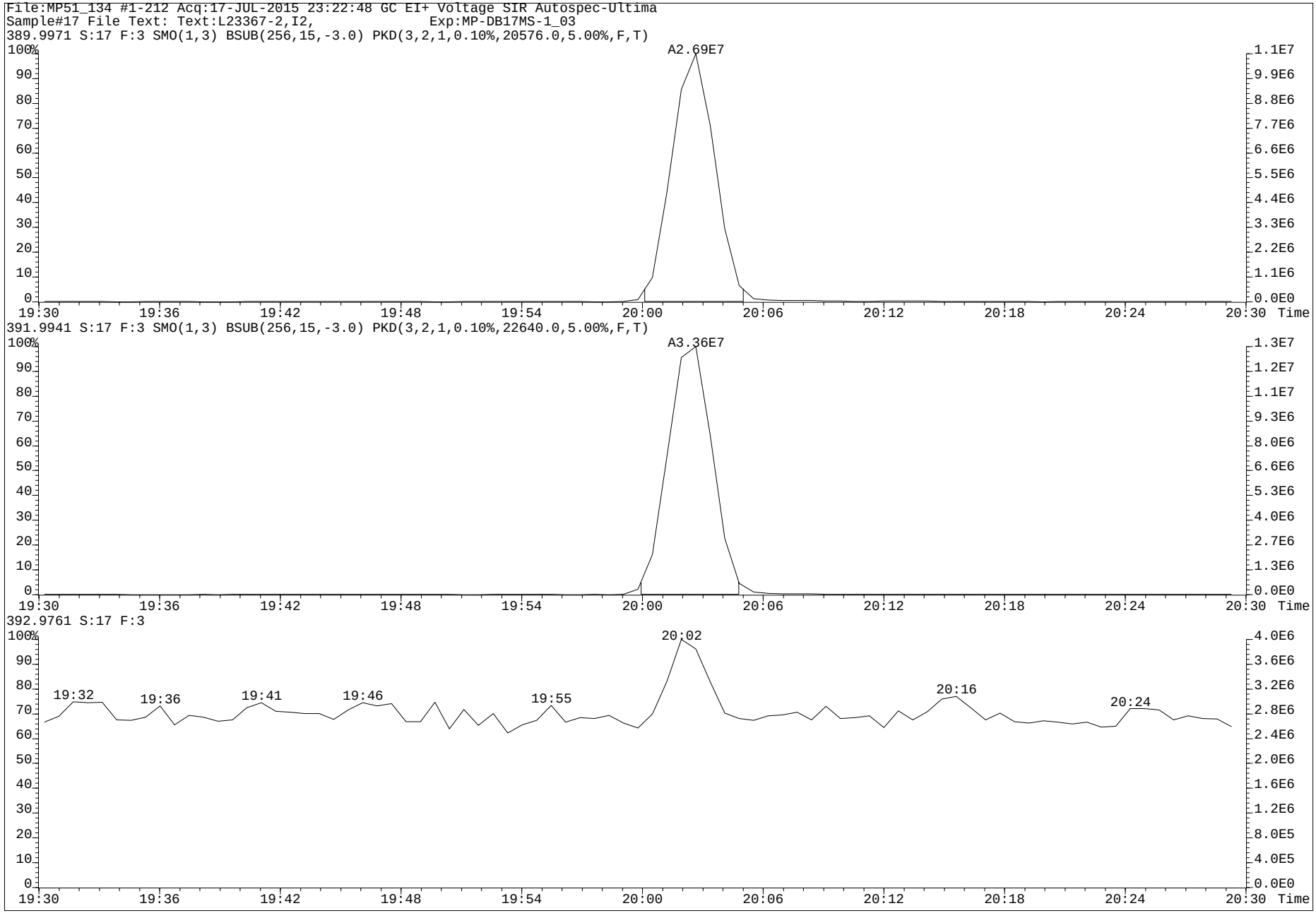
File:MP51_134 #1-212 Acq:17-JUL-2015 23:22:48 GC EI+ Voltage SIR Autospec-Ultima
Sample#17 File Text: Text:L23367-2,I2, Exp:MP-DB17MS-1_03
389.9971 S:17 F:3 SMO(1,3) BSUB(256,15,-3.0) PKD(3,2,1,0.10%,20576.0,5.00%,F,T)
A2.69E7
391.9941 S:17 F:3 SMO(1,3) BSUB(256,15,-3.0) PKD(3,2,1,0.10%,22640.0,5.00%,F,T)
A3.36E7
392.9761 S:17 F:3
20:02
19:32
19:36
19:41
19:46
19:55
20:16
20:24
Time

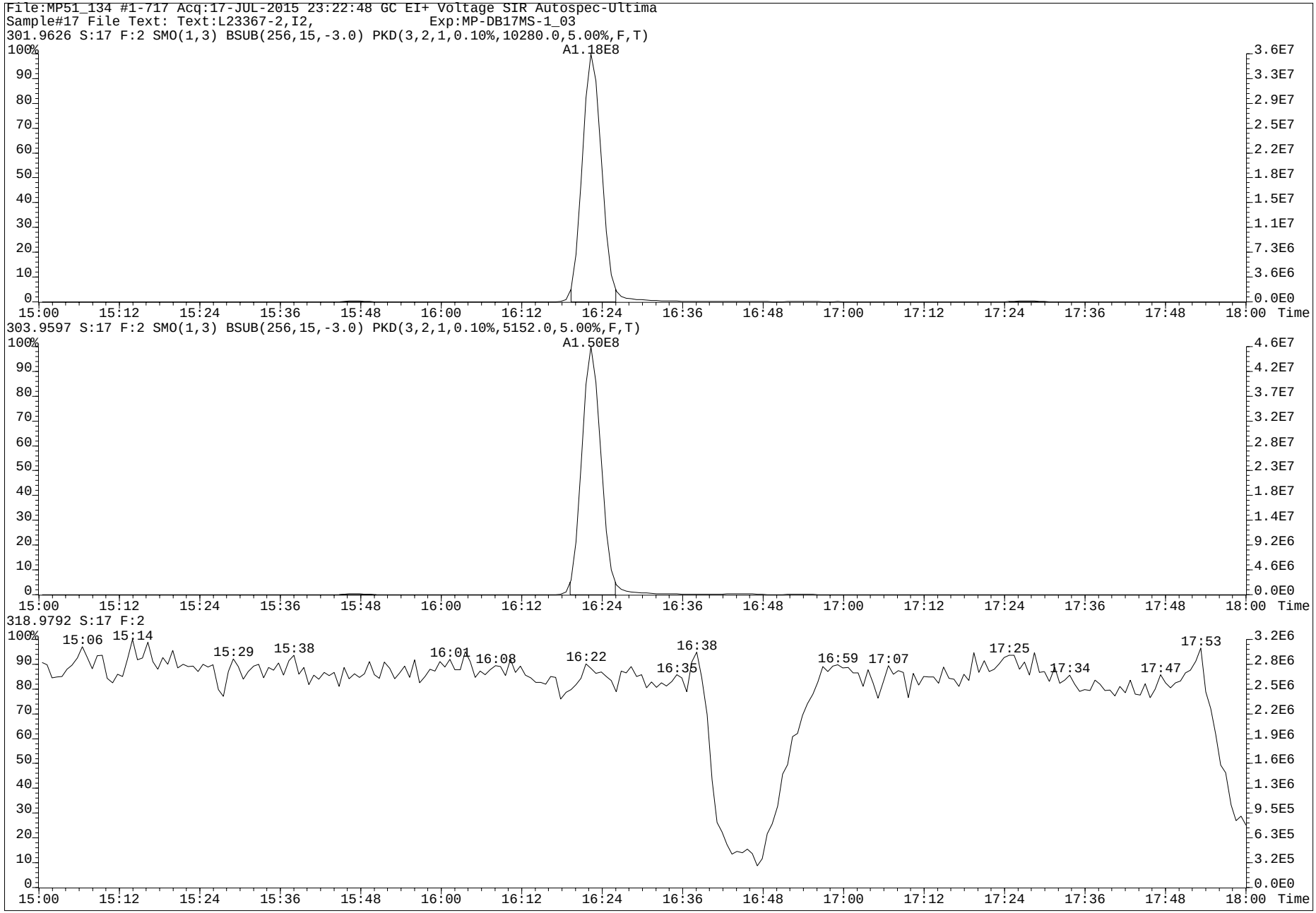
File:MP51_134 #1-717 Acq:17-JUL-2015 23:22:48 GC EI+ Voltage SIR Autospec-Ultima
Sample#17 File Text: Text:L23367-2,I2, Exp:MP-DB17MS-1_03
301.9626 S:17 F:2 SMO(1,3) BSUB(256,15,-3.0) PKD(3,2,1,0.10%,10280.0,5.00%,F,T)
A1.18E8
303.9597 S:17 F:2 SMO(1,3) BSUB(256,15,-3.0) PKD(3,2,1,0.10%,5152.0,5.00%,F,T)
A1.50E8
318.9792 S:17 F:2
15:06
15:14
15:29
15:38
16:01
16:08
16:22
16:35
16:38
16:59
17:07
17:25
17:34
17:47
17:53
Time

Run #14 Filename MP51_119G S: 15 I: 1 Acquired: 27-JUN-15 05:51:56 Processed: 29-JUN-15 11:03:55
Run: mp51_119g-a Analyte: MP-DB17-S12 Cal: mp51_119g-8a Results: mp51_119g-a Version: V3.6 6-JAN-2000 17:51:42
Sample text: L23367-3,W, 4 Comments: 4,WG51611,1.0/800uL
sample size: ~~4.216000~~ conc units: pg/~~g~~ mL total toxicity: 46370.» F1: 1.0000 F2: 1.0000

	Typ	Name	#Hom	Resp	RA		RT	Conc	Tox #1	DL	Rec	M?
1	Unk	1-OH-Naphthalene	1	1.87e+07	0.97	n	8:08	1258.946	126	603.5404	-	n
2	Unk	1-OH-Pyrene	1	2.19e+07	1.96	n	20:45	1168.538	117	239.7547	-	n
3	Unk	3-OH-Chrysene	1	8.35e+05	0.05	n	23:00	71.600	7	1942.4914	-	y
4	Unk	3-OH-Benz[a]anthracene	1	3.98e+05	0.15	n	23:13	23.922	12	1340.9515	-	y
5	Unk	7,8-OH-Benzo[a]pyrene-C	0	*	*	n	NotFnd	*	*	*	-	n
6	Unk	7,8-OH-Benzo[a]pyrene-T	0	*	*	n	NotFnd	*	*	*	-	n
7	Unk	7,8-OH-Benzo[a]pyrene-3	0	*	*	n	NotFnd	*	*	*	-	y
8	Unk	x 9-OH-Benzo[a]pyrene	1	1.14e+09	5.42	n	26:36	130291.482	13029	649.4929	-	n
9	Unk	x 3-OH-Benzo[a]pyrene	1	2.72e+09	4.79	n	26:47	330792.840	33079	953.0805	-	y
10	Unk	7,8-OH-Benzo[a]pyrene-4	0	*	*	n	NotFnd	*	*	*	-	n
11	IS	13C6-1-OH-Naphthalene	1	1.60e+08	0.72	n	8:08	6312.969	-	1039.2168	53.2	n
12	IS	13C6-1-OH-Pyrene	1	2.17e+08	2.94	n	20:45	7970.312	-	176.3504	67.2	n
13	IS	13C6-1-OH-BAA	1	1.88e+08	2.26	n	22:29	6819.662	-	169.1899	57.0	n
14	IS	x 13C6-3-OH-Chrysene	1	1.86e+08	2.01	n	23:02	6307.914	-	158.4166	52.7	n
15	IS	x D11-3-OH-Benzo[a]pyrene	1	1.07e+08	5.76	n	26:43	5419.277	-	28.8919	45.9	n
16	IS	13C-CL4-OH-PCB-79	1	9.63e+06	0.69	y	20:04	2314.870	-	505.3454	97.6	n
17	IS	13C-CL4-PCB-79	0	*	*	n	NotFnd	*	-	*	Div0	n
18	RS	13C-CL4-PCB-81	1	4.77e+07	0.78	y	16:25	3.626	-	-	-	n
19	Tot	Fn1 Lock	-	-			-	-	-	-	-	n
20	Tot	Fn2 Lock	-	-			-	-	-	-	-	n
21	Tot	Fn3 Lock	-	-			-	-	-	-	-	n
22	Tot	Fn4 Lock	-	-			-	-	-	-	-	n
23	Tot	Fn4 Lock	-	-			-	-	-	-	-	n
24	Tot	Fn5 Lock	-	-			-	-	-	-	-	n
25	Tot	Fn6 Lock	-	-			-	-	-	-	-	n

x conc. & DL by 1.054

x Report only.

PV AS 23-JUL-2015

sv by MW
28-July-2015

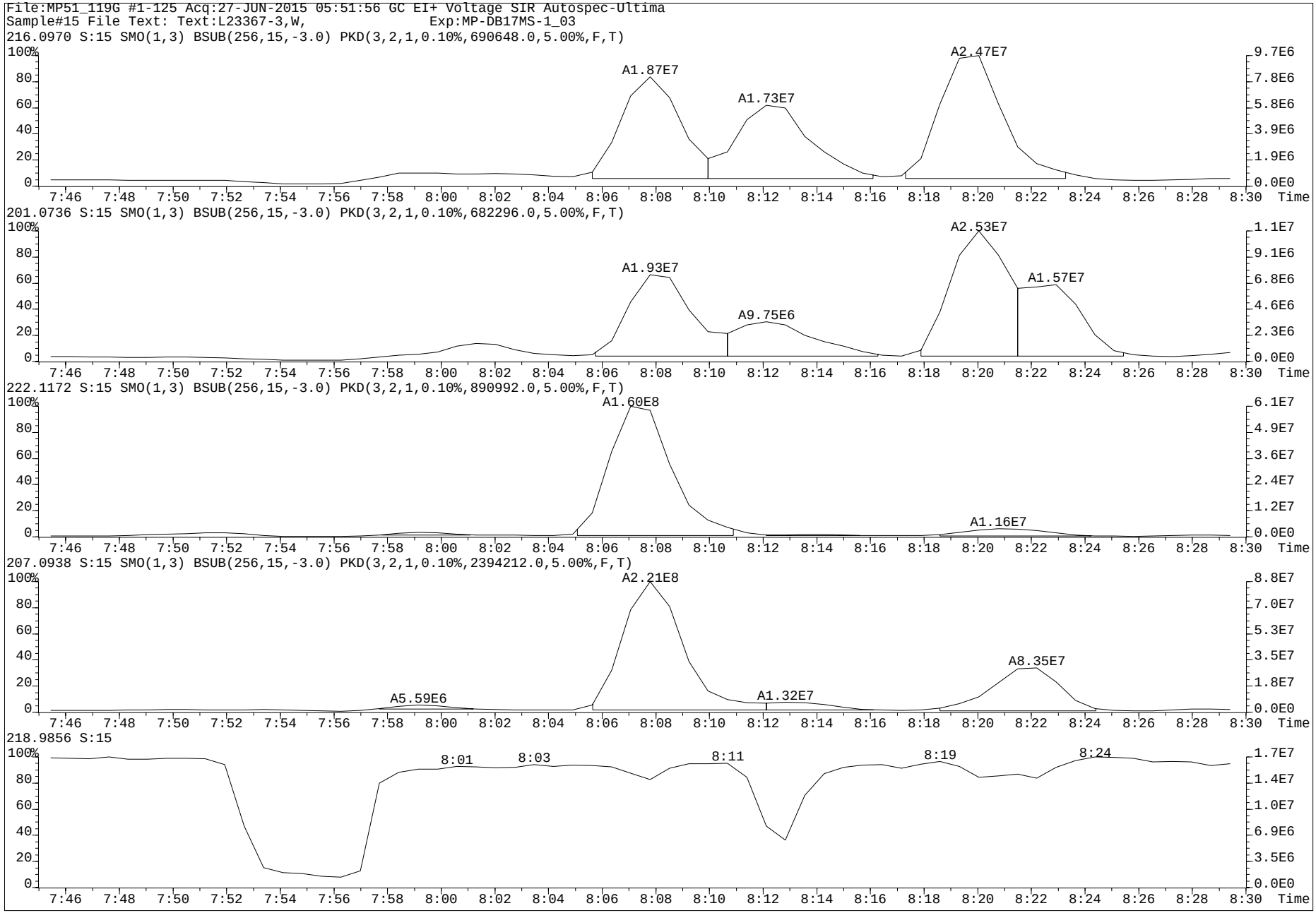
File:MP51_119G #1-125 Acq:27-JUN-2015 05:51:56 GC EI+ Voltage SIR Autospec-Ultima
Sample#15 File Text: Text:L23367-3,W, Exp:MP-DB17MS-1_03
216.0970 S:15 SMO(1,3) BSUB(256,15,-3.0) PKD(3,2,1,0.10%,690648.0,5.00%,F,T)
A1.87E7
A1.73E7
A2.47E7
201.0736 S:15 SMO(1,3) BSUB(256,15,-3.0) PKD(3,2,1,0.10%,682296.0,5.00%,F,T)
A1.93E7
A9.75E6
A2.53E7
A1.57E7
222.1172 S:15 SMO(1,3) BSUB(256,15,-3.0) PKD(3,2,1,0.10%,890992.0,5.00%,F,T)
A1.60E8
A1.16E7
207.0938 S:15 SMO(1,3) BSUB(256,15,-3.0) PKD(3,2,1,0.10%,2394212.0,5.00%,F,T)
A2.21E8
A5.59E6
A1.32E7
A8.35E7
218.9856 S:15
8:01
8:03
8:11
8:19
8:24
Time

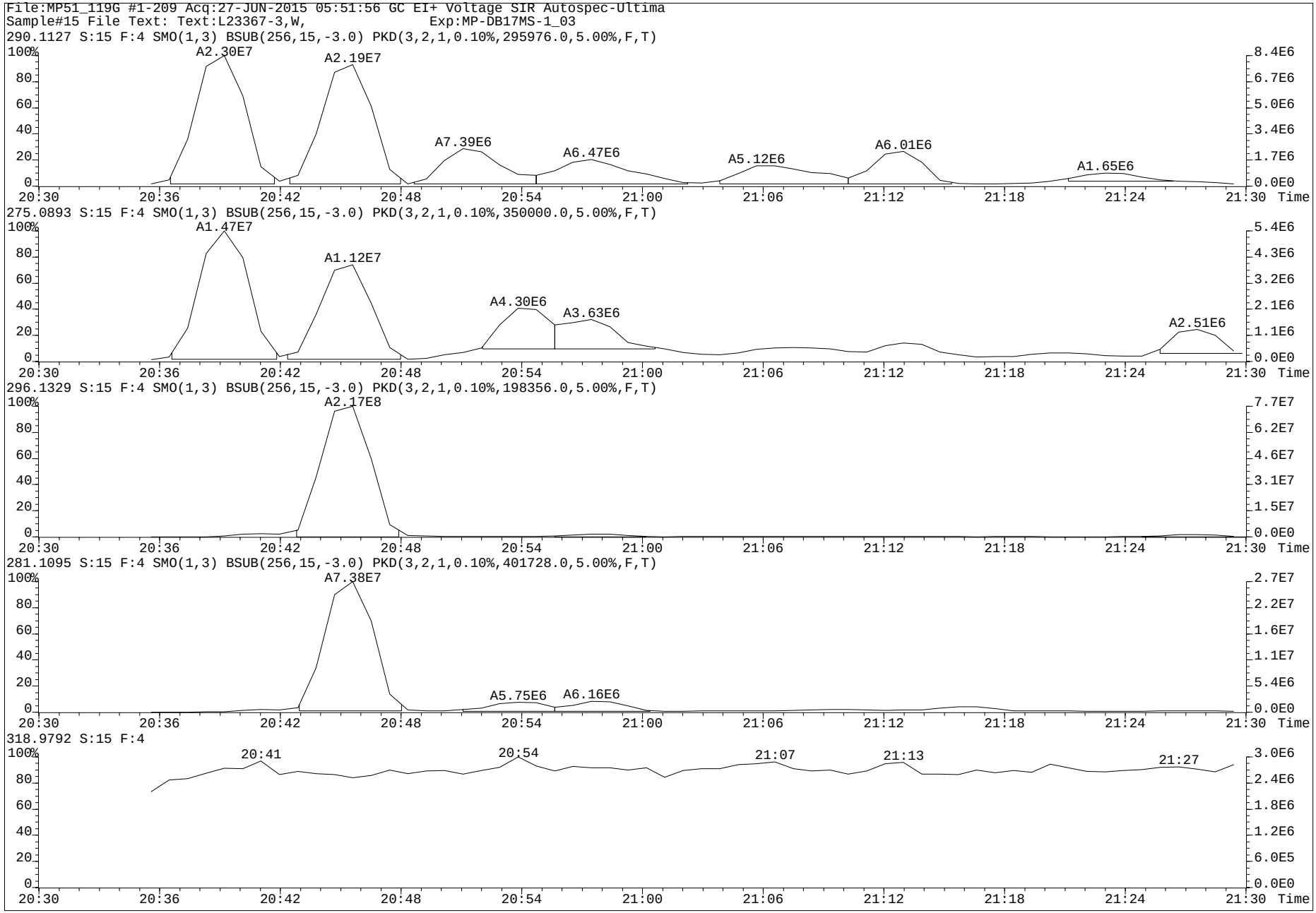
File:MP51_119G #1-209 Acq:27-JUN-2015 05:51:56 GC EI+ Voltage SIR Autospec-Ultima
Sample#15 File Text: Text:L23367-3,W, Exp:MP-DB17MS-1_03
290.1127 S:15 F:4 SMO(1,3) BSUB(256,15,-3.0) PKD(3,2,1,0.10%,295976.0,5.00%,F,T)
A2.30E7
A2.19E7
A7.39E6
A6.47E6
A5.12E6
A6.01E6
A1.65E6
275.0893 S:15 F:4 SMO(1,3) BSUB(256,15,-3.0) PKD(3,2,1,0.10%,350000.0,5.00%,F,T)
A1.47E7
A1.12E7
A4.30E6
A3.63E6
A2.51E6
296.1329 S:15 F:4 SMO(1,3) BSUB(256,15,-3.0) PKD(3,2,1,0.10%,198356.0,5.00%,F,T)
A2.17E8
281.1095 S:15 F:4 SMO(1,3) BSUB(256,15,-3.0) PKD(3,2,1,0.10%,401728.0,5.00%,F,T)
A7.38E7
A5.75E6
A6.16E6
318.9792 S:15 F:4
20:41
20:54
21:07
21:13
21:27
Time

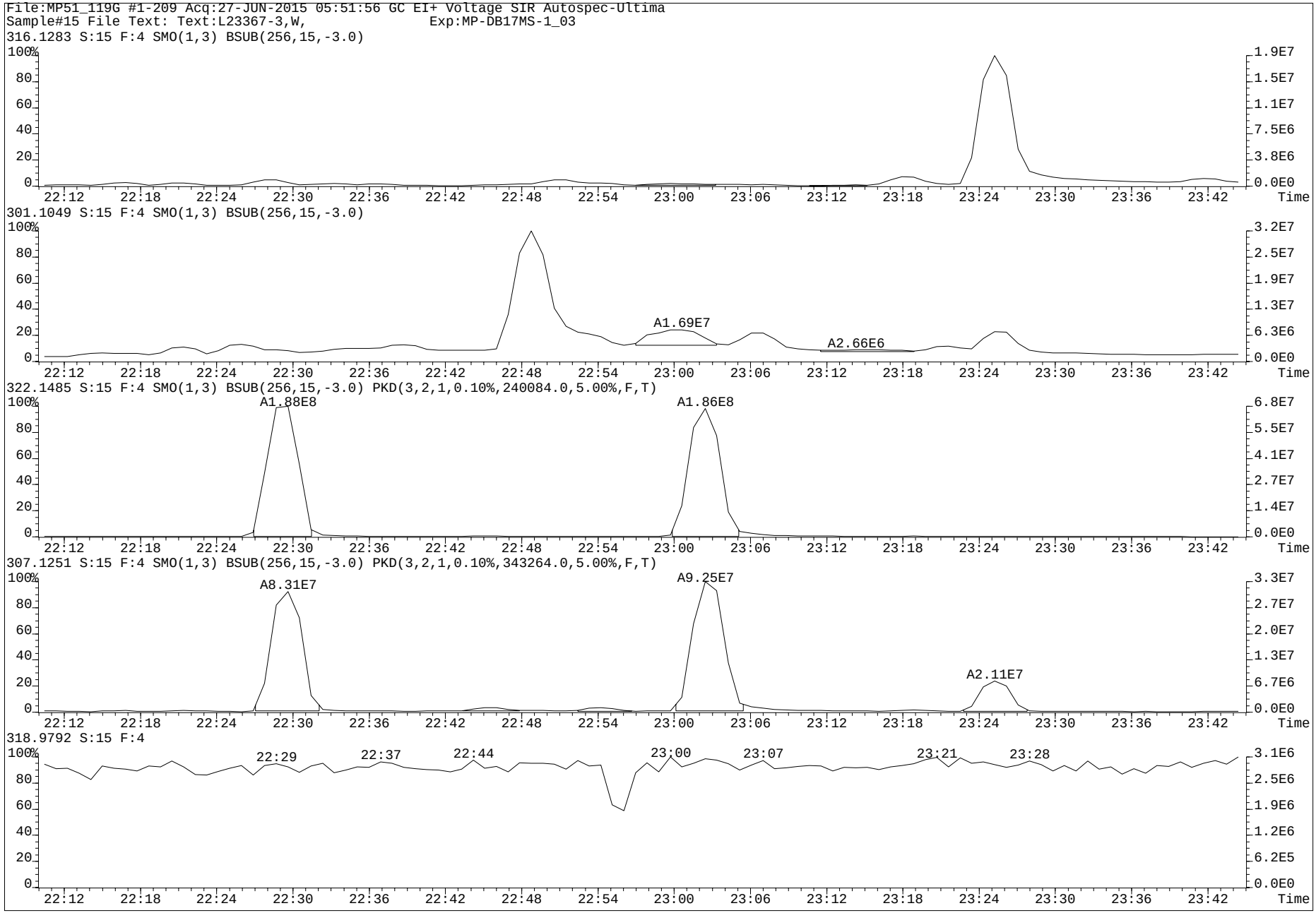
File:MP51_119G #1-209 Acq:27-JUN-2015 05:51:56 GC EI+ Voltage SIR Autospec-Ultima
Sample#15 File Text: Text:L23367-3,W, Exp:MP-DB17MS-1_03
316.1283 S:15 F:4 SMO(1,3) BSUB(256,15,-3.0)
301.1049 S:15 F:4 SMO(1,3) BSUB(256,15,-3.0)
A1.69E7
A2.66E6
322.1485 S:15 F:4 SMO(1,3) BSUB(256,15,-3.0) PKD(3,2,1,0.10%,240084.0,5.00%,F,T)
A1.88E8
A1.86E8
307.1251 S:15 F:4 SMO(1,3) BSUB(256,15,-3.0) PKD(3,2,1,0.10%,343264.0,5.00%,F,T)
A8.31E7
A9.25E7
A2.11E7
318.9792 S:15 F:4
22:29
22:37
22:44
23:00
23:07
23:21
23:28
Time

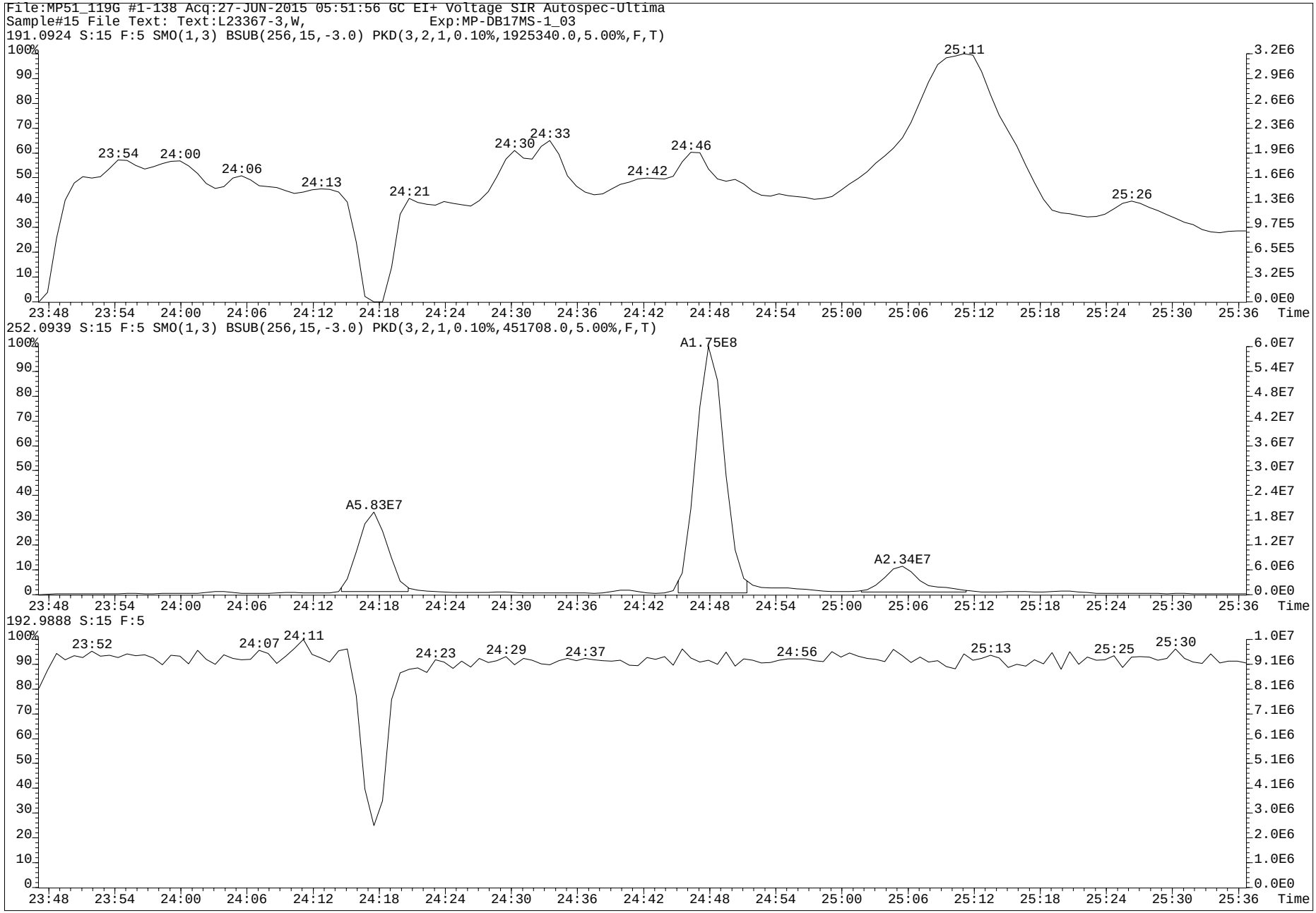
File:MP51_119G #1-138 Acq:27-JUN-2015 05:51:56 GC EI+ Voltage SIR Autospec-Ultima
Sample#15 File Text: Text:L23367-3,W, Exp:MP-DB17MS-1_03
191.0924 S:15 F:5 SMO(1,3) BSUB(256,15,-3.0) PKD(3,2,1,0.10%,1925340.0,5.00%,F,T)
23:54
24:00
24:06
24:13
24:21
24:30
24:33
24:42
24:46
25:11
25:26
252.0939 S:15 F:5 SMO(1,3) BSUB(256,15,-3.0) PKD(3,2,1,0.10%,451708.0,5.00%,F,T)
A5.83E7
A1.75E8
A2.34E7
192.9888 S:15 F:5
23:52
24:07
24:11
24:23
24:29
24:37
24:56
25:13
25:25
25:30
Time

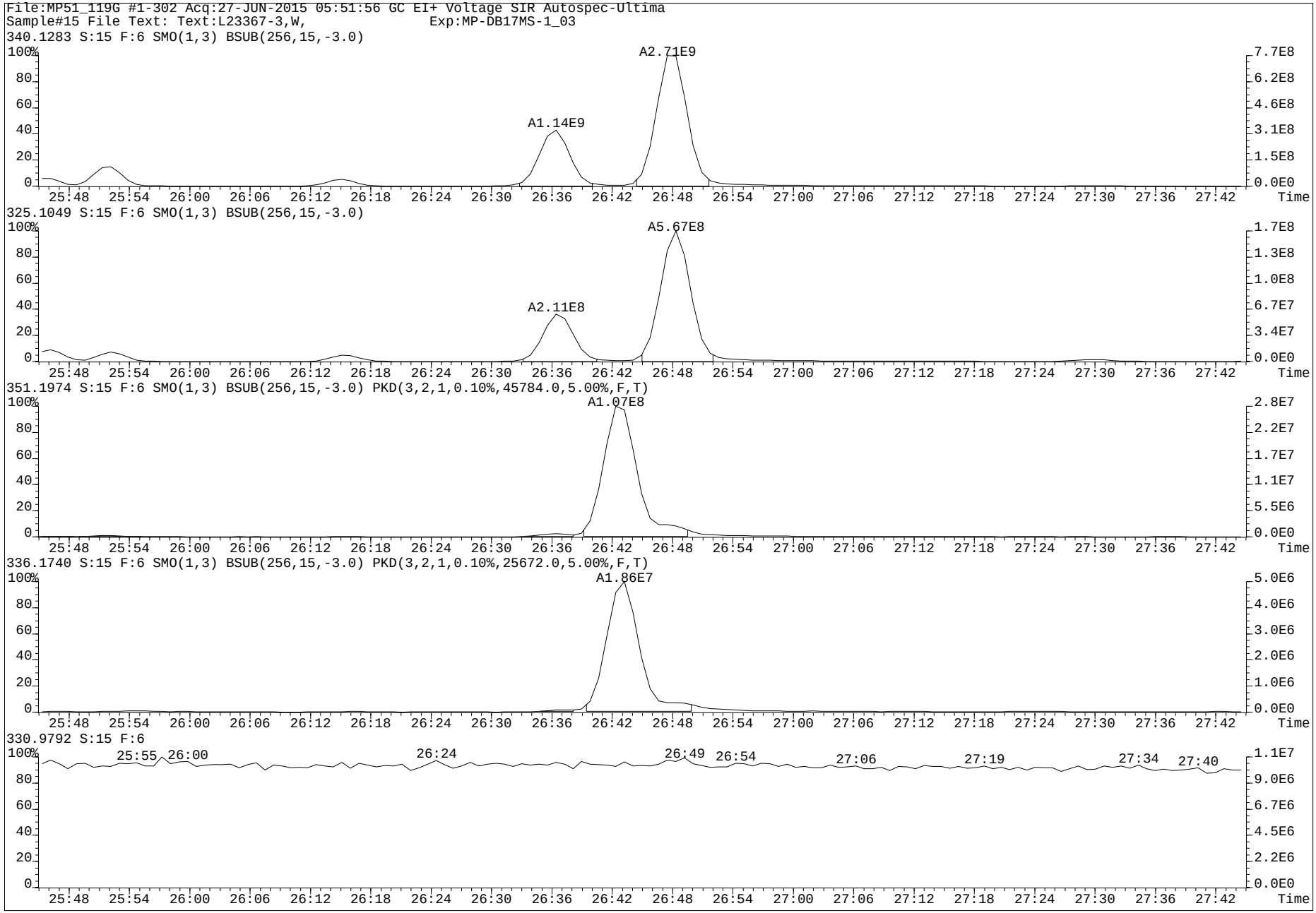
File:MP51_119G #1-302 Acq:27-JUN-2015 05:51:56 GC EI+ Voltage SIR Autospec-Ultima
Sample#15 File Text: Text:L23367-3,W, Exp:MP-DB17MS-1_03
340.1283 S:15 F:6 SMO(1,3) BSUB(256,15,-3.0)
A2.71E9
A1.14E9
325.1049 S:15 F:6 SMO(1,3) BSUB(256,15,-3.0)
A5.67E8
A2.11E8
351.1974 S:15 F:6 SMO(1,3) BSUB(256,15,-3.0) PKD(3,2,1,0.10%,45784.0,5.00%,F,T)
A1.07E8
336.1740 S:15 F:6 SMO(1,3) BSUB(256,15,-3.0) PKD(3,2,1,0.10%,25672.0,5.00%,F,T)
A1.86E7
330.9792 S:15 F:6
25:55 26:00 26:24 26:49 26:54 27:06 27:19 27:34 27:40
Time

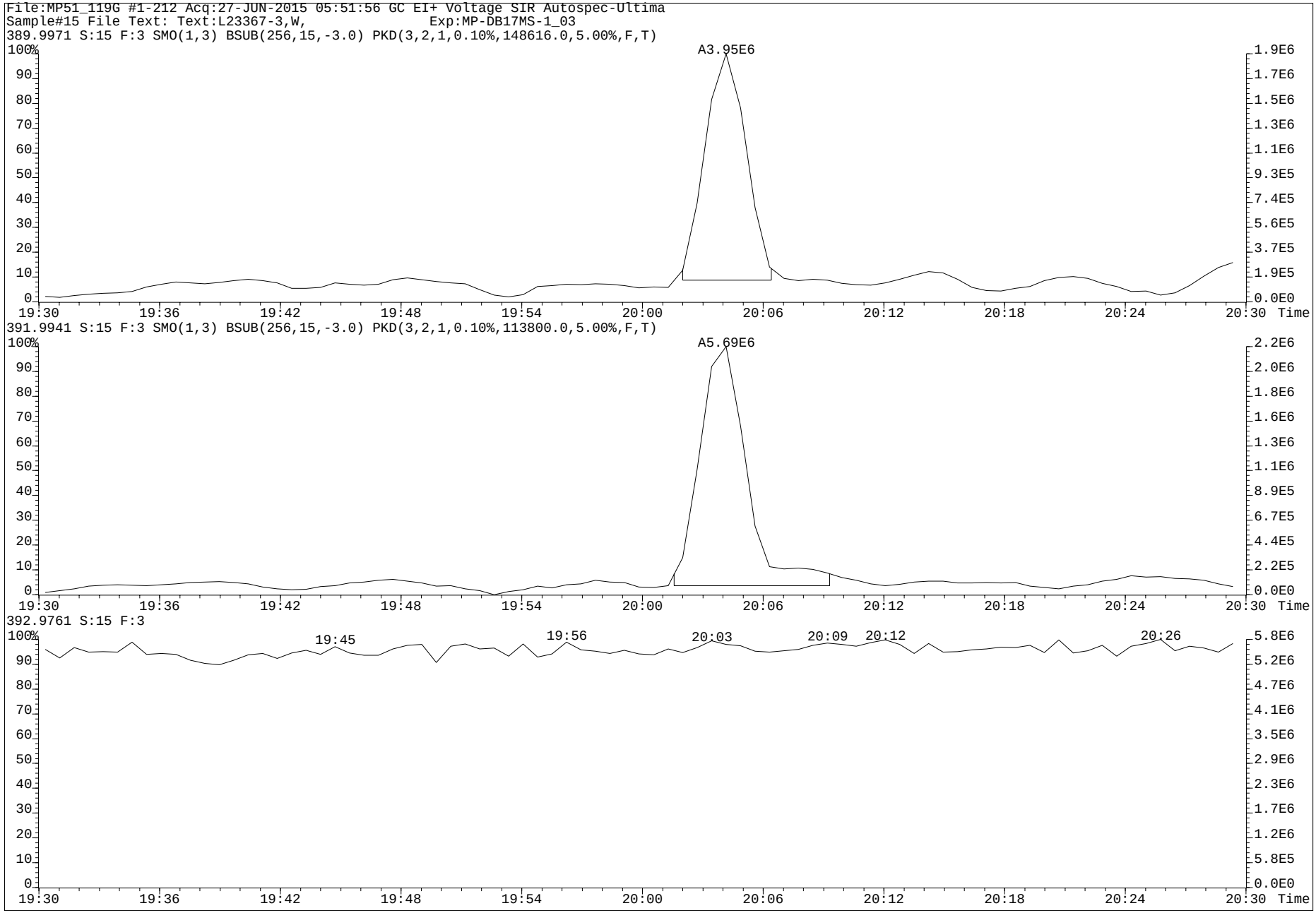
File:MP51_119G #1-212 Acq:27-JUN-2015 05:51:56 GC EI+ Voltage SIR Autospec-Ultima
Sample#15 File Text: Text:L23367-3,W, Exp:MP-DB17MS-1_03
389.9971 S:15 F:3 SMO(1,3) BSUB(256,15,-3.0) PKD(3,2,1,0.10%,148616.0,5.00%,F,T)
A3.95E6
391.9941 S:15 F:3 SMO(1,3) BSUB(256,15,-3.0) PKD(3,2,1,0.10%,113800.0,5.00%,F,T)
A5.69E6
392.9761 S:15 F:3
19:45
19:56
20:03
20:09
20:12
20:26
Time

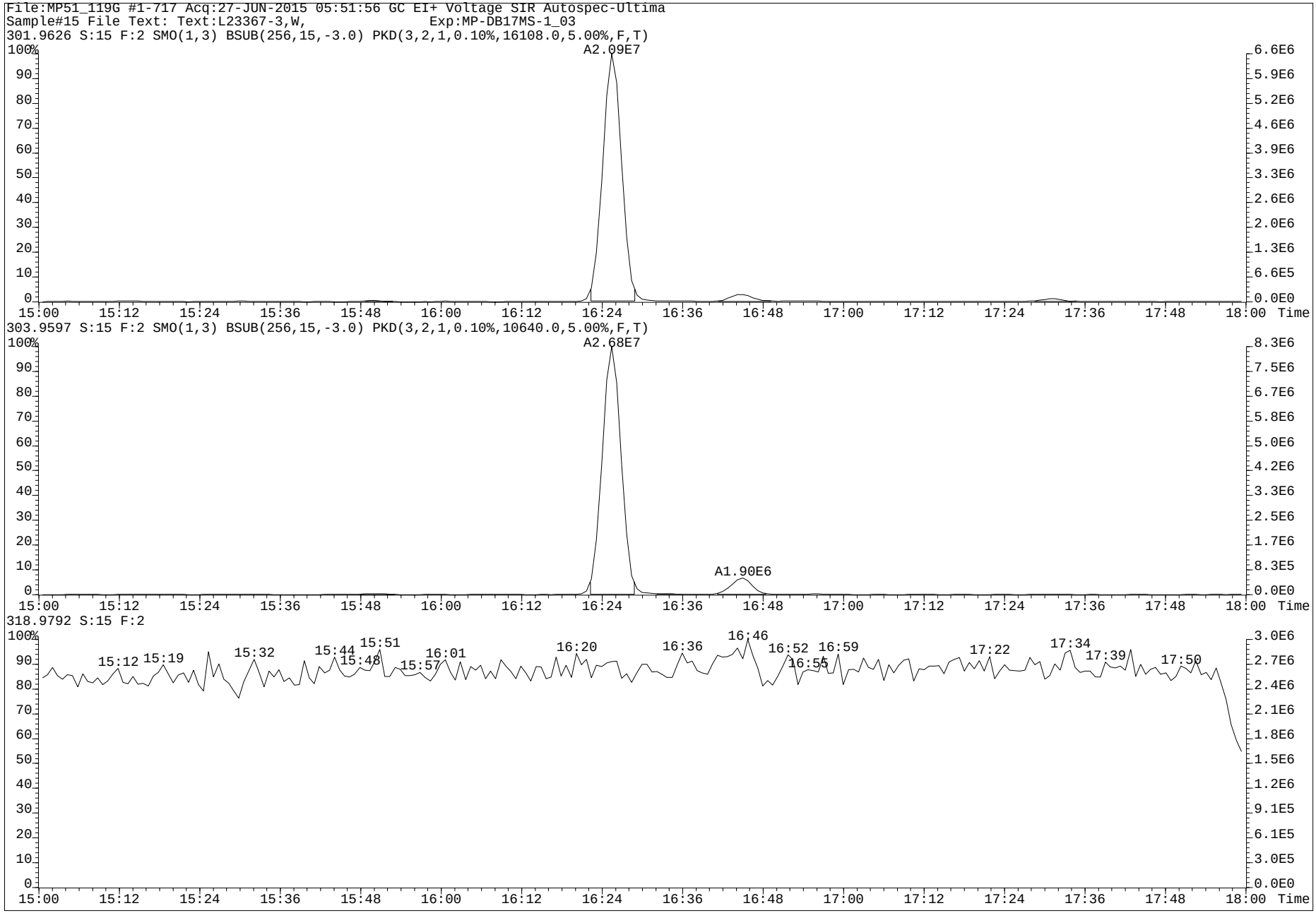
File:MP51_119G #1-717 Acq:27-JUN-2015 05:51:56 GC EI+ Voltage SIR Autospec-Ultima
Sample#15 File Text: Text:L23367-3,W, Exp:MP-DB17MS-1_03
301.9626 S:15 F:2 SMO(1,3) BSUB(256,15,-3.0) PKD(3,2,1,0.10%,16108.0,5.00%,F,T)
A2.09E7
303.9597 S:15 F:2 SMO(1,3) BSUB(256,15,-3.0) PKD(3,2,1,0.10%,10640.0,5.00%,F,T)
A2.68E7
A1.90E6
318.9792 S:15 F:2
15:12 15:19 15:32 15:44 15:48 15:51 15:57 16:01 16:20 16:36 16:46 16:52 16:55 16:59 17:22 17:34 17:39 17:50
Time

www.axysanalytical.com

Run #21 Filename MP51_134 S: 32 I: 1 Acquired: 18-JUL-15 07:54:14 Processed: 20-JUL-15 14:49:30
Run: mp51_134-a Analyte: MP-DB17-S12 Cal: mp51_134-8a Results: mp51_134-b Version: V3.6 6-JAN-2000 17:51:42
Sample text: L23367-3,WI2, Comments: 4,WG51611,2.0/800uL
sample size: 4 conc units: pg/mL total toxicity: 51164.» F1: 1.0000 F2: 1.0000

	Typ	Name	#Hom	Resp	RA		RT	Conc	Tox #1	DL	Rec	M?
1	Unk	1-OH-Naphthalene	1	2.94e+07	0.81	n	8:09	1433.539	143	593.1954	-	n
2	Unk	1-OH-Pyrene	1	4.82e+07	3.21	n	20:43	945.021	95	204.6868	-	n
3	Unk	3-OH-Chrysene	0	*	*	n	NotFnd	*	*	1862.1779	-	n
4	Unk	3-OH-Benz[a]anthracene	0	*	*	n	NotFnd	*	*	1431.1923	-	n
5	Unk	7,8-OH-Benzo[a]pyrene-C	0	*	*	n	NotFnd	*	*	*	-	n
6	Unk	7,8-OH-Benzo[a]pyrene-T	0	*	*	n	NotFnd	*	*	*	-	n
7	Unk	7,8-OH-Benzo[a]pyrene-3	0	*	*	n	NotFnd	*	*	*	-	n
8	Unk	9-OH-Benzo[a]pyrene	1	2.57e+09	6.18	n	26:28	186291.312	18629	837.5255	OLR -	n
9	Unk	3-OH-Benzo[a]pyrene	1	4.53e+09	3.99	n	26:40	322979.746	32298	1138.6586	OLR -	n
10	Unk	7,8-OH-Benzo[a]pyrene-4	0	*	*	n	NotFnd	*	*	*	-	n
11	IS	13C6-1-OH-Naphthalene	1	2.03e+08	0.72	n	8:08	3907.199	-	330.1267	32.9	n
12	IS	13C6-1-OH-Pyrene	1	5.97e+08	3.20	n	20:43	8484.901	-	75.5938	71.5	n
13	IS	13C6-1-OH-BAA	1	4.69e+08	2.24	n	22:26	8589.403	-	144.4118	71.9	n
14	IS	13C6-3-OH-Chrysene	1	4.49e+08	1.96	n	22:58	7255.460	-	127.5123	60.6	n
15	IS	D11-3-OH-Benzo[a]pyrene	1	2.58e+08	6.78	n	26:34	9572.453	-	53.3242	81.1	n
16	IS	13C-CL4-OH-PCB-79	1	2.85e+07	0.78	y	20:02	2918.200	-	40.8725	123.0	n
17	IS	13C-CL4-PCB-79	0	*	*	n	NotFnd	*	-	*	Div0	n
18	RS	13C-CL4-PCB-81	1	1.10e+08	0.79	y	16:22	8.232	-	-	-	n
19	Tot	Fn1 Lock	-	-			-	-	-	-	-	n
20	Tot	Fn2 Lock	-	-			-	-	-	-	-	n
21	Tot	Fn3 Lock	-	-			-	-	-	-	-	n
22	Tot	Fn4 Lock	-	-			-	-	-	-	-	n
23	Tot	Fn4 Lock	-	-			-	-	-	-	-	n
24	Tot	Fn5 Lock	-	-			-	-	-	-	-	n
25	Tot	Fn6 Lock	-	-			-	-	-	-	-	n

x conc. + RL by 1.034

x Report from 'w' run while 'H' cal was included.

PV AS 23-JUL-2015

SV for MW
23-July-2015

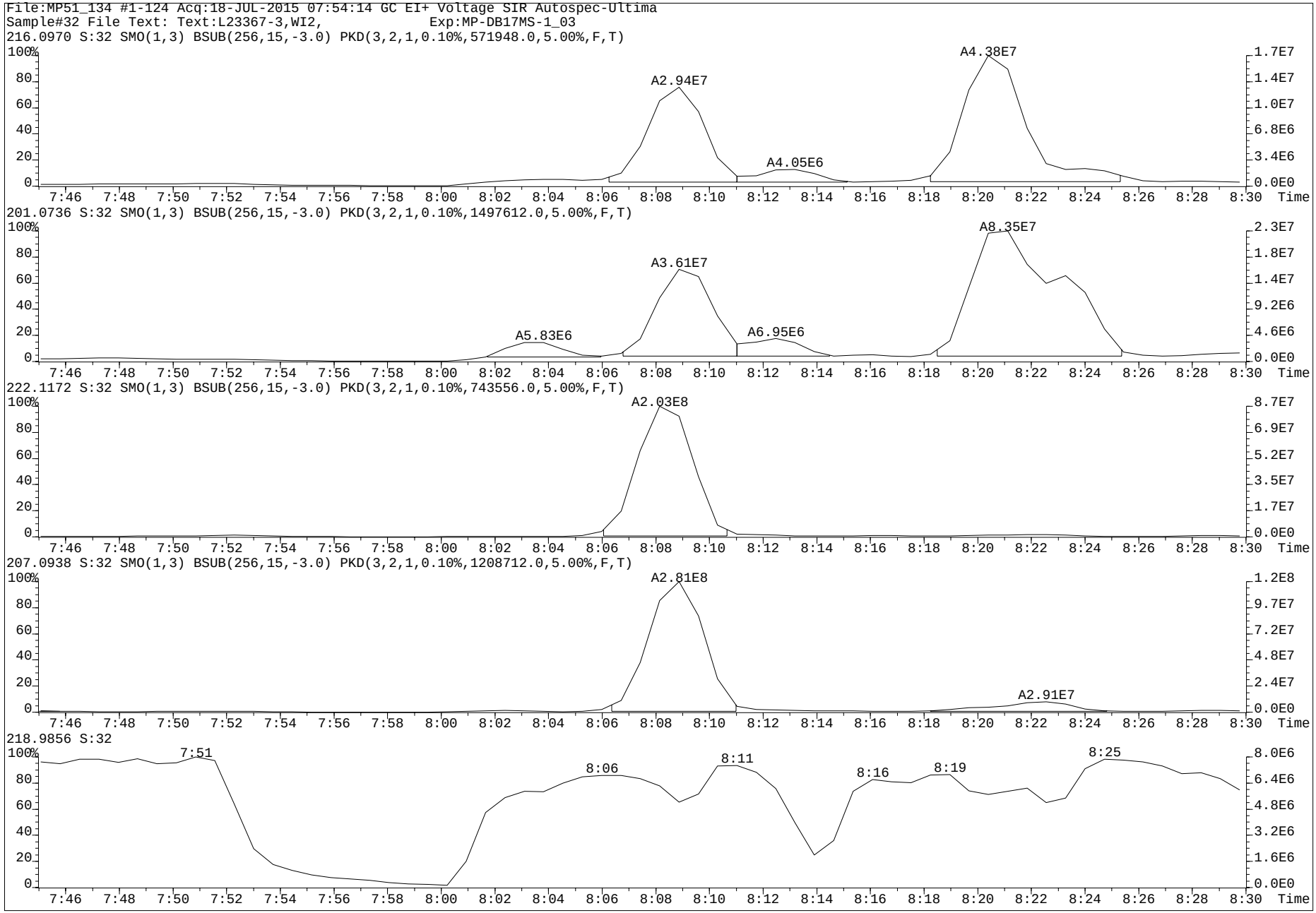
File:MP51_134 #1-124 Acq:18-JUL-2015 07:54:14 GC EI+ Voltage SIR Autospec-Ultima
Sample#32 File Text: Text:L23367-3,WI2, Exp:MP-DB17MS-1_03
216.0970 S:32 SMO(1,3) BSUB(256,15,-3.0) PKD(3,2,1,0.10%,571948.0,5.00%,F,T)
A2.94E7
A4.05E6
A4.38E7
201.0736 S:32 SMO(1,3) BSUB(256,15,-3.0) PKD(3,2,1,0.10%,1497612.0,5.00%,F,T)
A5.83E6
A3.61E7
A6.95E6
A8.35E7
222.1172 S:32 SMO(1,3) BSUB(256,15,-3.0) PKD(3,2,1,0.10%,743556.0,5.00%,F,T)
A2.03E8
207.0938 S:32 SMO(1,3) BSUB(256,15,-3.0) PKD(3,2,1,0.10%,1208712.0,5.00%,F,T)
A2.81E8
A2.91E7
218.9856 S:32
7:51
8:06
8:11
8:16
8:19
8:25
Time

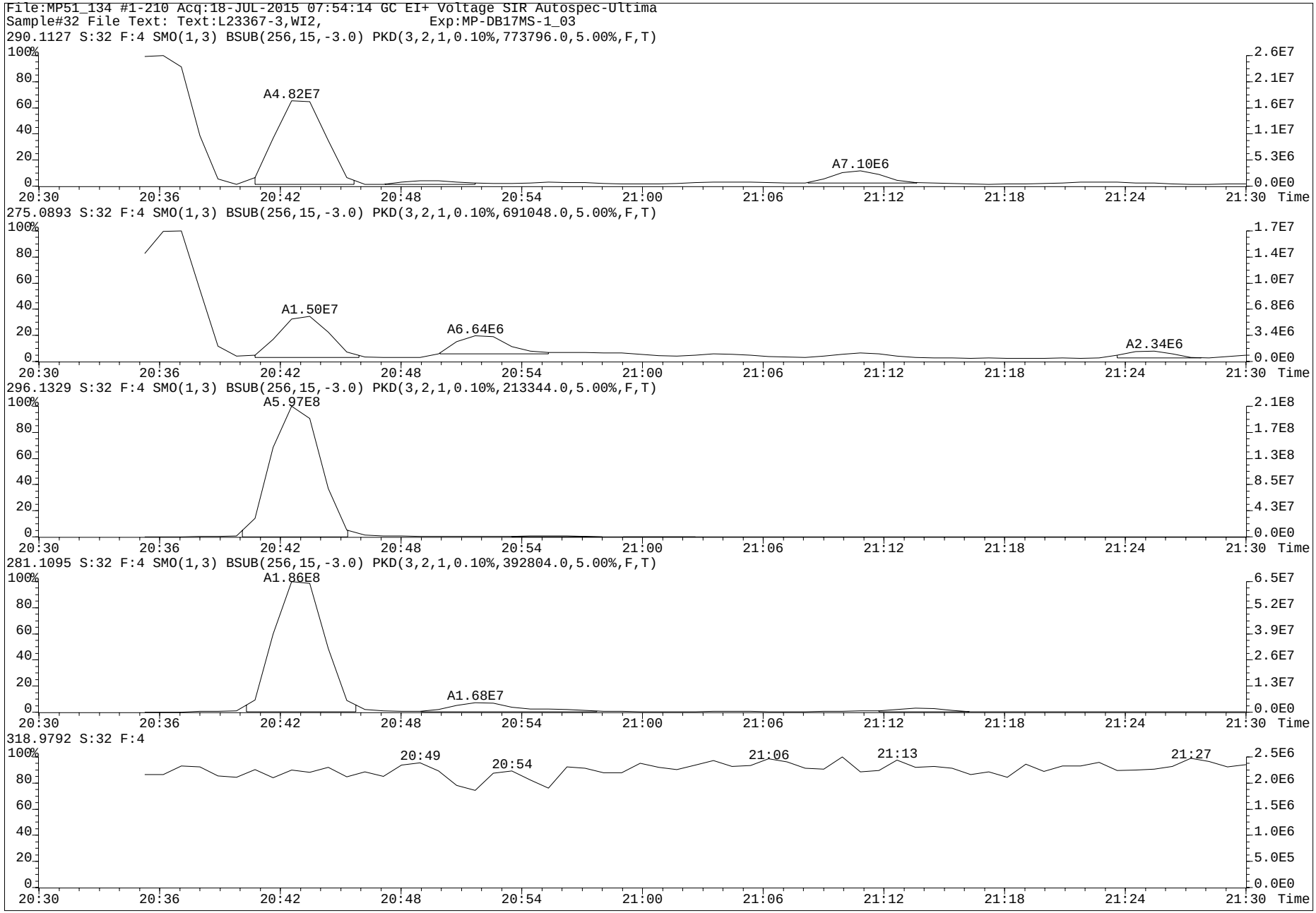
File:MP51_134 #1-210 Acq:18-JUL-2015 07:54:14 GC EI+ Voltage SIR Autospec-Ultima
Sample#32 File Text: Text:L23367-3,WI2, Exp:MP-DB17MS-1_03
290.1127 S:32 F:4 SMO(1,3) BSUB(256,15,-3.0) PKD(3,2,1,0.10%,773796.0,5.00%,F,T)
A4.82E7
A7.10E6
275.0893 S:32 F:4 SMO(1,3) BSUB(256,15,-3.0) PKD(3,2,1,0.10%,691048.0,5.00%,F,T)
A1.50E7
A6.64E6
A2.34E6
296.1329 S:32 F:4 SMO(1,3) BSUB(256,15,-3.0) PKD(3,2,1,0.10%,213344.0,5.00%,F,T)
A5.97E8
281.1095 S:32 F:4 SMO(1,3) BSUB(256,15,-3.0) PKD(3,2,1,0.10%,392804.0,5.00%,F,T)
A1.86E8
A1.68E7
318.9792 S:32 F:4
20:49
20:54
21:06
21:13
21:27
Time

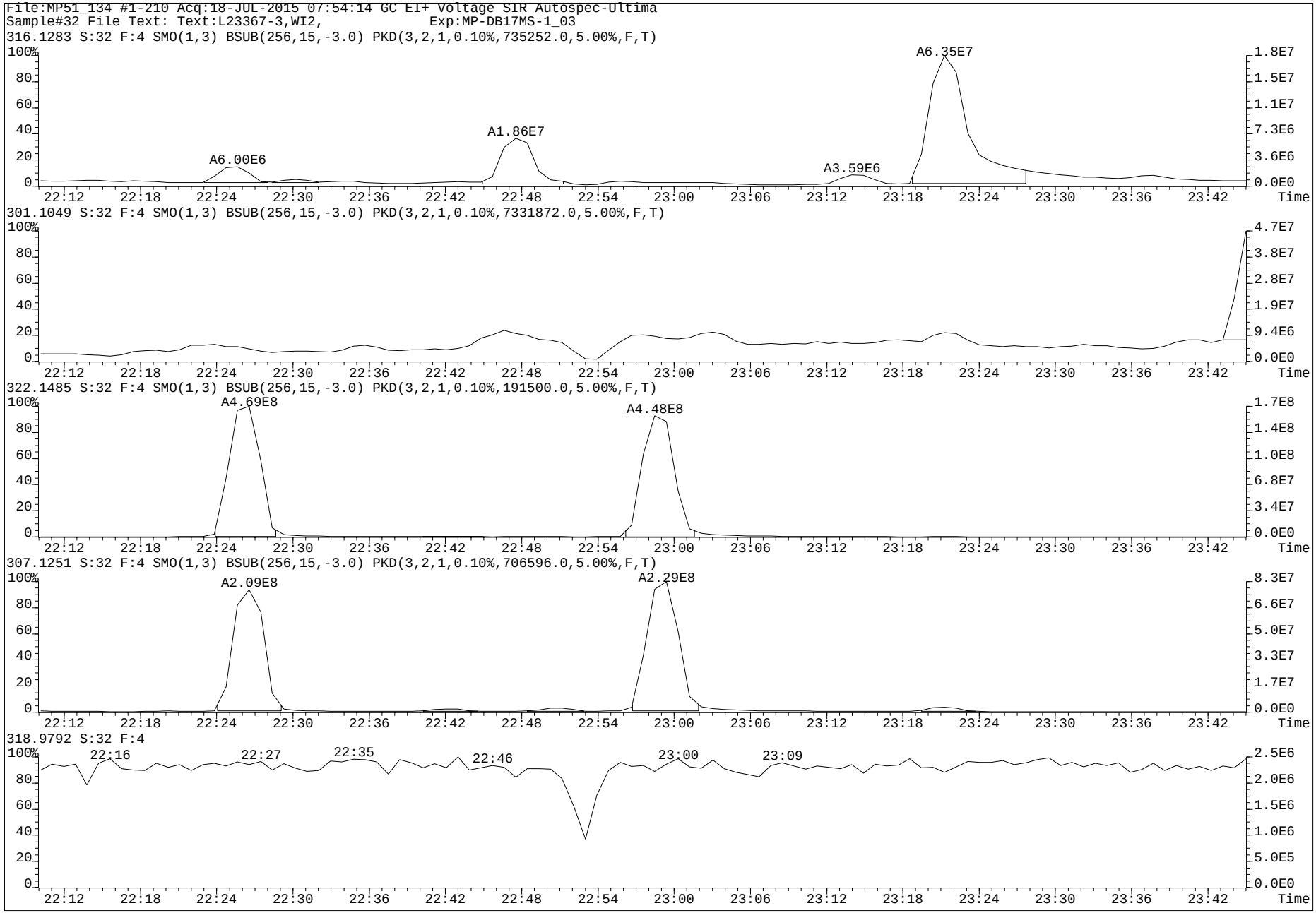
File:MP51_134 #1-210 Acq:18-JUL-2015 07:54:14 GC EI+ Voltage SIR Autospec-Ultima
Sample#32 File Text: Text:L23367-3,WI2, Exp:MP-DB17MS-1_03
316.1283 S:32 F:4 SMO(1,3) BSUB(256,15,-3.0) PKD(3,2,1,0.10%,735252.0,5.00%,F,T)
A6.00E6
A1.86E7
A3.59E6
A6.35E7
301.1049 S:32 F:4 SMO(1,3) BSUB(256,15,-3.0) PKD(3,2,1,0.10%,7331872.0,5.00%,F,T)
322.1485 S:32 F:4 SMO(1,3) BSUB(256,15,-3.0) PKD(3,2,1,0.10%,191500.0,5.00%,F,T)
A4.69E8
A4.48E8
307.1251 S:32 F:4 SMO(1,3) BSUB(256,15,-3.0) PKD(3,2,1,0.10%,706596.0,5.00%,F,T)
A2.09E8
A2.29E8
318.9792 S:32 F:4
22:16
22:27
22:35
22:46
23:00
23:09
Time

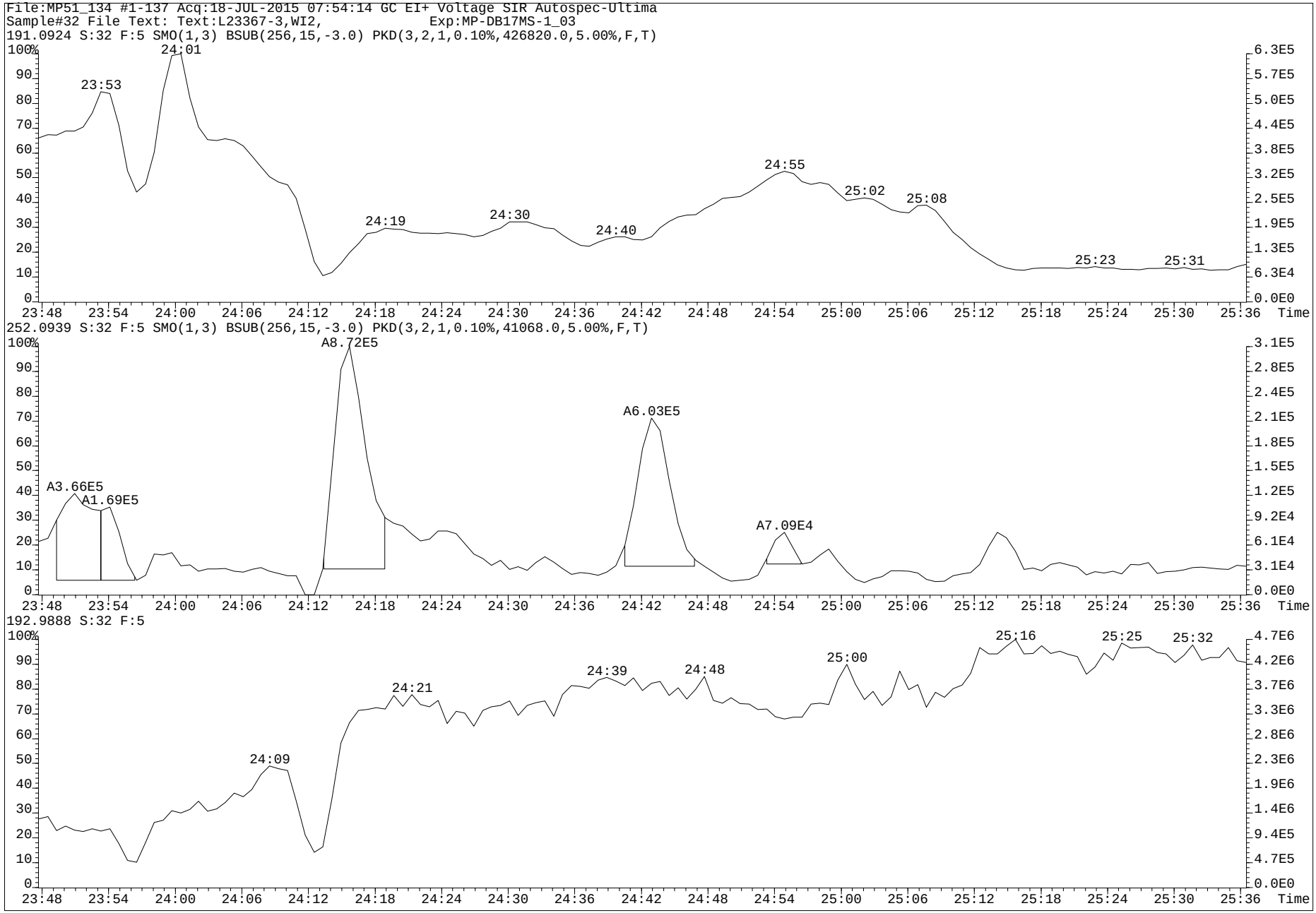
File:MP51_134 #1-137 Acq:18-JUL-2015 07:54:14 GC EI+ Voltage SIR Autospec-Ultima
Sample#32 File Text: Text:L23367-3,WI2, Exp:MP-DB17MS-1_03
191.0924 S:32 F:5 SMO(1,3) BSUB(256,15,-3.0) PKD(3,2,1,0.10%,426820.0,5.00%,F,T)
23:53
24:01
24:19
24:30
24:40
24:55
25:02
25:08
25:23
25:31
252.0939 S:32 F:5 SMO(1,3) BSUB(256,15,-3.0) PKD(3,2,1,0.10%,41068.0,5.00%,F,T)
A3.66E5
A1.69E5
A8.72E5
A6.03E5
A7.09E4
192.9888 S:32 F:5
24:09
24:21
24:39
24:48
25:00
25:16
25:25
25:32
Time

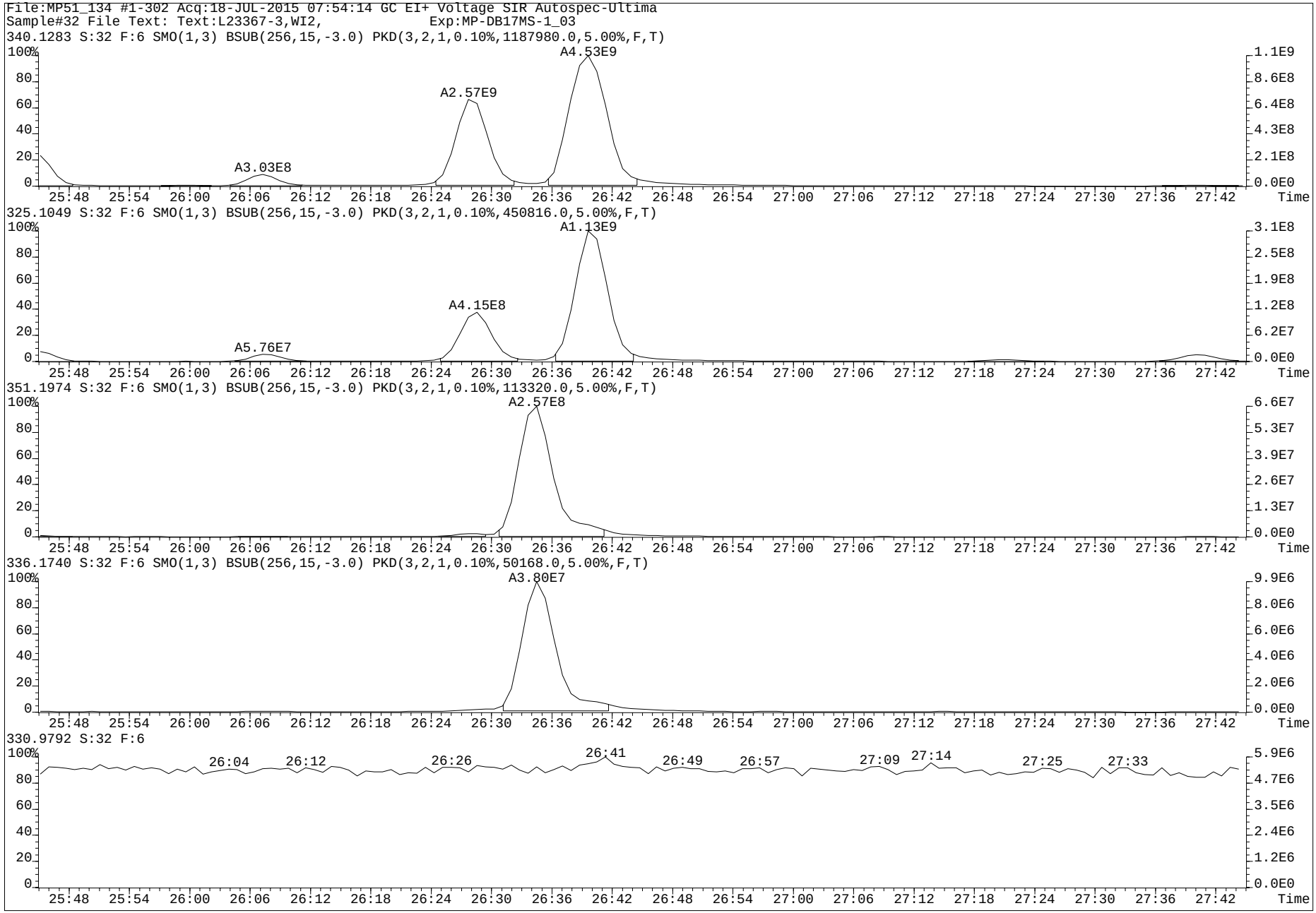
File:MP51_134 #1-302 Acq:18-JUL-2015 07:54:14 GC EI+ Voltage SIR Autospec-Ultima
Sample#32 File Text: Text:L23367-3,WI2, Exp:MP-DB17MS-1_03
340.1283 S:32 F:6 SMO(1,3) BSUB(256,15,-3.0) PKD(3,2,1,0.10%,1187980.0,5.00%,F,T)
A4.53E9
A2.57E9
A3.03E8
325.1049 S:32 F:6 SMO(1,3) BSUB(256,15,-3.0) PKD(3,2,1,0.10%,450816.0,5.00%,F,T)
A1.13E9
A4.15E8
A5.76E7
351.1974 S:32 F:6 SMO(1,3) BSUB(256,15,-3.0) PKD(3,2,1,0.10%,113320.0,5.00%,F,T)
A2.57E8
336.1740 S:32 F:6 SMO(1,3) BSUB(256,15,-3.0) PKD(3,2,1,0.10%,50168.0,5.00%,F,T)
A3.80E7
330.9792 S:32 F:6
26:04
26:12
26:26
26:41
26:49
26:57
27:09
27:14
27:25
27:33
Time

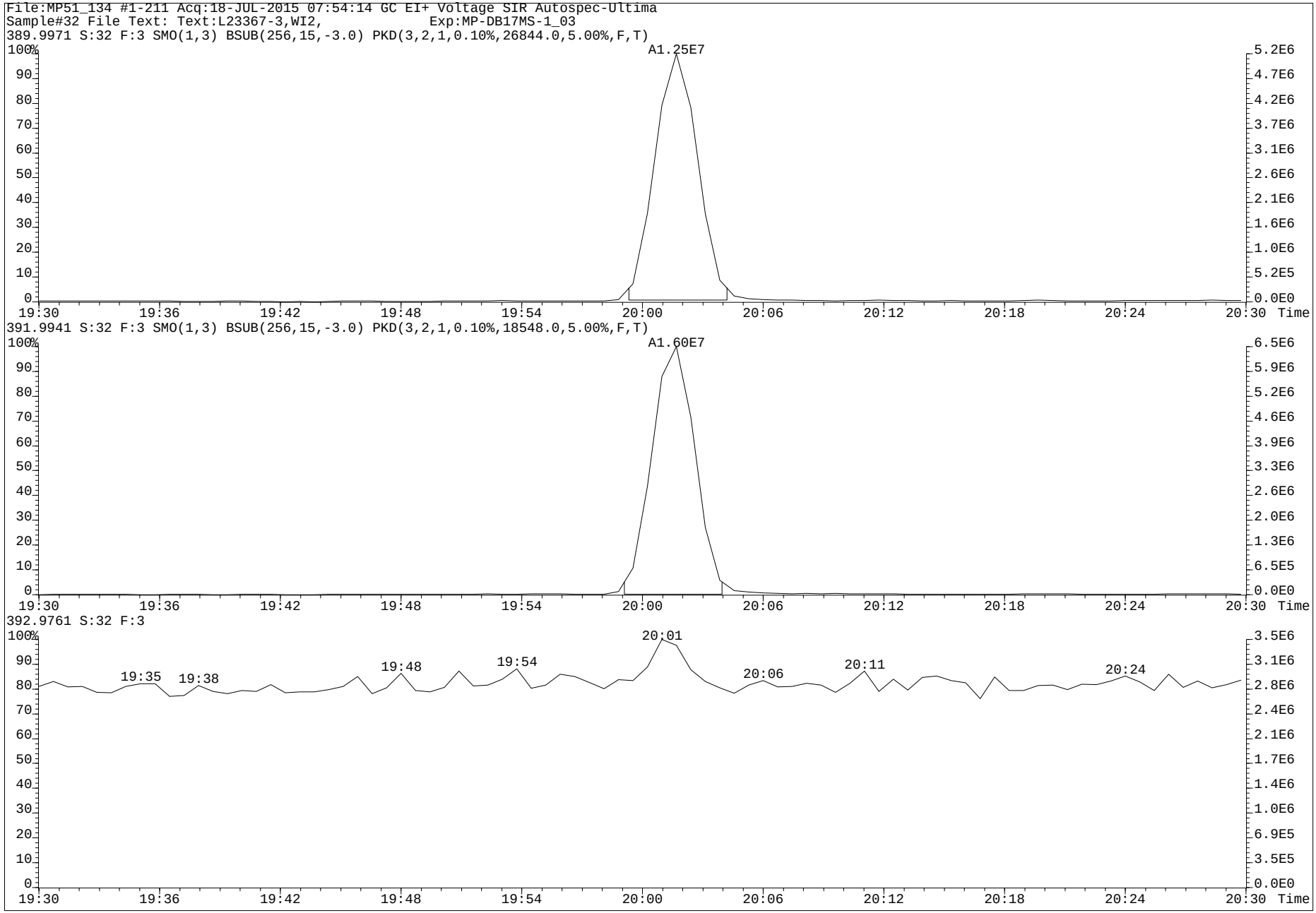
File:MP51_134 #1-211 Acq:18-JUL-2015 07:54:14 GC EI+ Voltage SIR Autospec-Ultima
Sample#32 File Text: Text:L23367-3,WI2, Exp:MP-DB17MS-1_03
389.9971 S:32 F:3 SMO(1,3) BSUB(256,15,-3.0) PKD(3,2,1,0.10%,26844.0,5.00%,F,T)
A1.25E7
391.9941 S:32 F:3 SMO(1,3) BSUB(256,15,-3.0) PKD(3,2,1,0.10%,18548.0,5.00%,F,T)
A1.60E7
392.9761 S:32 F:3
20:01
19:35
19:38
19:48
19:54
20:06
20:11
20:24
Time

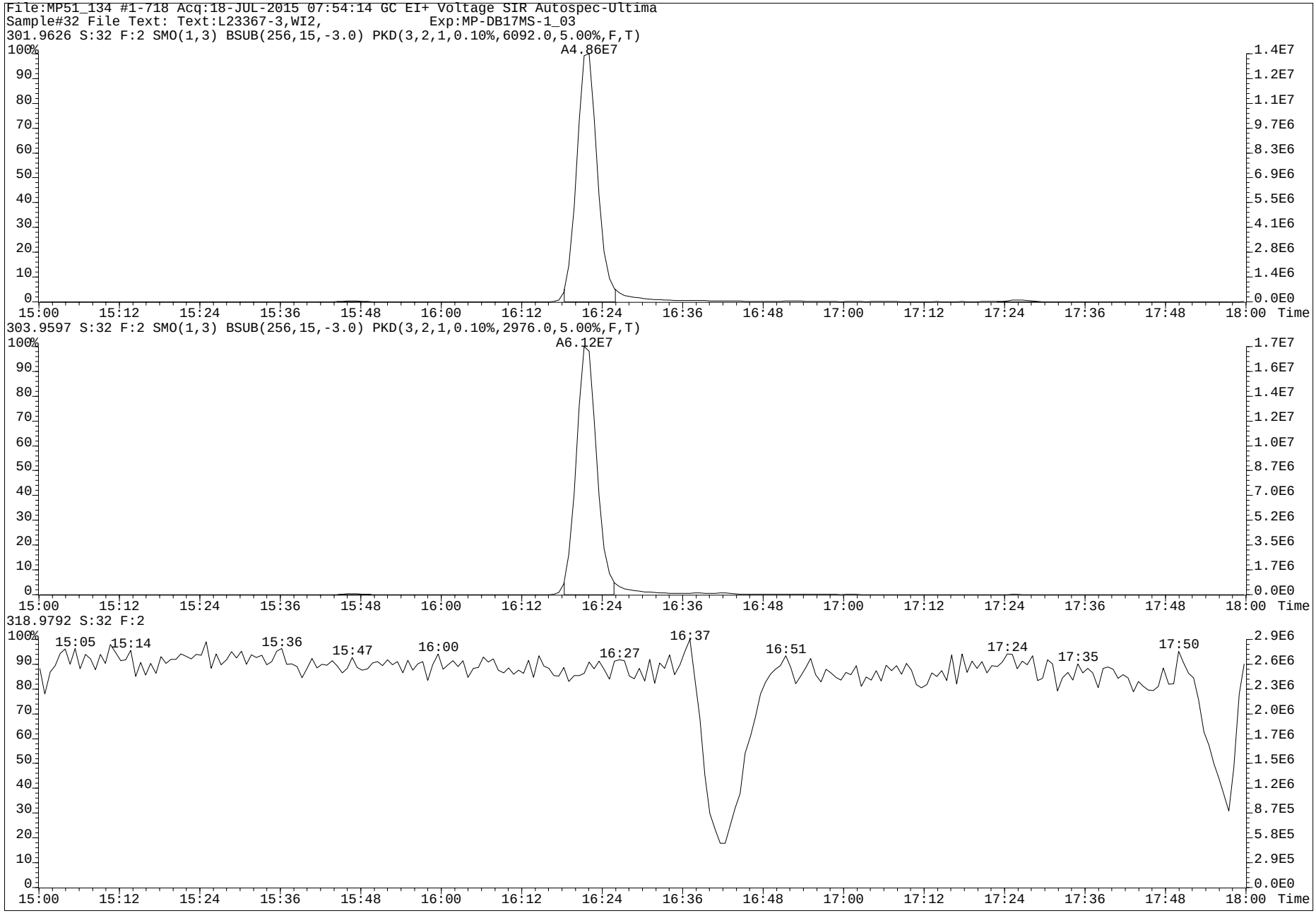
File:MP51_134 #1-718 Acq:18-JUL-2015 07:54:14 GC EI+ Voltage SIR Autospec-Ultima
Sample#32 File Text: Text:L23367-3,WI2, Exp:MP-DB17MS-1_03
301.9626 S:32 F:2 SMO(1,3) BSUB(256,15,-3.0) PKD(3,2,1,0.10%,6092.0,5.00%,F,T)
A4.86E7
303.9597 S:32 F:2 SMO(1,3) BSUB(256,15,-3.0) PKD(3,2,1,0.10%,2976.0,5.00%,F,T)
A6.12E7
318.9792 S:32 F:2
15:05
15:14
15:36
15:47
16:00
16:27
16:37
16:51
17:24
17:35
17:50
Time

www.axysanalytical.com

Run #15 Filename MP51_119G S: 16 I: 1 Acquired: 27-JUN-15 06:25:41 Processed: 29-JUN-15 11:03:56
Run: mp51_119g-a Analyte: MP-DB17-S12 Cal: mp51_119g-8a Results: mp51_119g-a Version: V3.6 6-JAN-2000 17:51:42
Sample text: L23367-4,W, Comments: 4,WG51611,1.0/800uL
sample size: 4.200000 conc units: pg/g total toxicity: 43816.» F1: 1.0000 F2: 1.0000

	Typ	Name	#Hom	Resp	RA		RT	Conc	Tox #1	DL	Rec	M?
1	Unk	1-OH-Naphthalene	1	1.76e+07	1.06	n	8:08	1134.113	113	604.4966	-	n
2	Unk	1-OH-Pyrene	1	1.76e+07	1.91	n	20:45	1040.149	104	271.1926	-	n
3	Unk	3-OH-Chrysene	1	1.36e+06	0.07	n	23:00	119.280	12	1640.2937	-	y
4	Unk	3-OH-Benz[a]anthracene	1	3.64e+05	0.14	n	23:13	23.181	12	1162.1748	-	y
5	Unk	7,8-OH-Benzo[a]pyrene-C	0	*	*	n	NotFnd	*	*	*	-	n
6	Unk	7,8-OH-Benzo[a]pyrene-T	0	*	*	n	NotFnd	*	*	*	-	n
7	Unk	7,8-OH-Benzo[a]pyrene-3	0	*	*	n	NotFnd	*	*	*	-	y
8	Unk	9-OH-Benzo[a]pyrene	1	1.00e+09	5.30	n	26:36	116470.432	11647	890.7527	-	n
9	Unk	3-OH-Benzo[a]pyrene	1	2.44e+09	4.70	n	26:47	319283.593	31928	1316.0202	-	n
10	Unk	7,8-OH-Benzo[a]pyrene-4	0	*	*	n	NotFnd	*	*	*	-	n
11	IS	13C6-1-OH-Naphthalene	1	1.68e+08	0.75	n	8:07	6711.435	-	1251.8590	56.4	n
12	IS	13C6-1-OH-Pyrene	1	1.97e+08	2.78	n	20:45	7306.463	-	186.2949	61.4	n
13	IS	13C6-1-OH-BAA	1	1.79e+08	2.26	n	22:29	6559.829	-	178.2845	54.7	n
14	IS	13C6-3-OH-Chrysene	1	1.83e+08	1.93	n	23:02	6279.050	-	166.9322	52.2	n
15	IS	D11-3-OH-Benzo[a]pyrene	1	1.00e+08	5.68	n	26:42	5132.866	-	24.4658	43.3	n
16	IS	13C-CL4-OH-PCB-79	1	9.67e+06	0.80	y	20:03	2355.846	-	511.0647	98.9	n
17	IS	13C-CL4-PCB-79	0	*	*	n	NotFnd	*	-	*	Div0	n
18	RS	13C-CL4-PCB-81	1	4.72e+07	0.78	y	16:25	3.604	-	-	-	n
19	Tot	Fn1 Lock	-	-			-	-	-	-	-	n
20	Tot	Fn2 Lock	-	-			-	-	-	-	-	n
21	Tot	Fn3 Lock	-	-			-	-	-	-	-	n
22	Tot	Fn4 Lock	-	-			-	-	-	-	-	n
23	Tot	Fn4 Lock	-	-			-	-	-	-	-	n
24	Tot	Fn5 Lock	-	-			-	-	-	-	-	n
25	Tot	Fn6 Lock	-	-			-	-	-	-	-	n

x conc. & RL by 1.000

x Report only.

PV AS 23-JUL-2015

sr by mw 28-July-2015

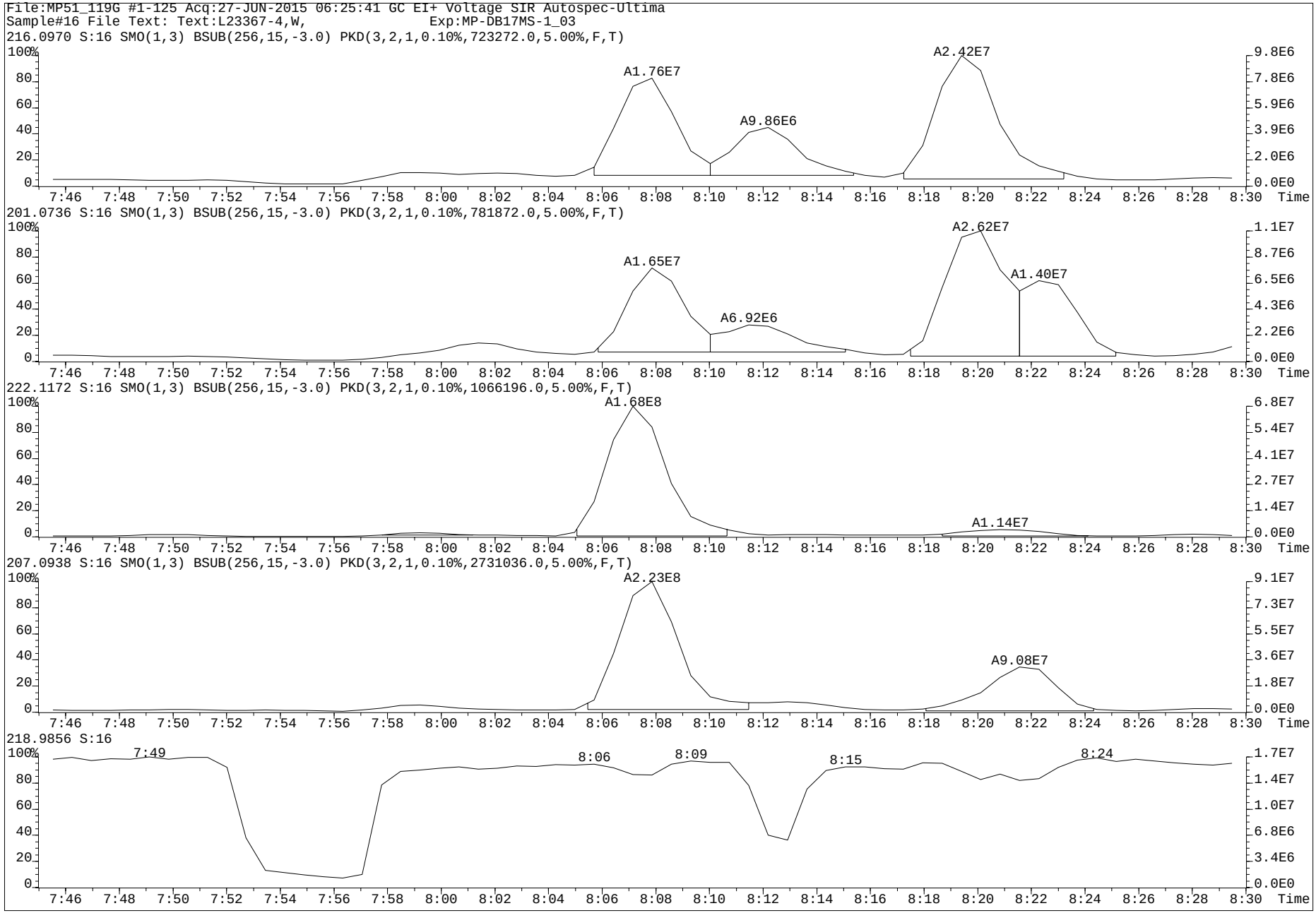
File:MP51_119G #1-125 Acq:27-JUN-2015 06:25:41 GC EI+ Voltage SIR Autospec-Ultima
Sample#16 File Text: Text:L23367-4,W, Exp:MP-DB17MS-1_03
216.0970 S:16 SMO(1,3) BSUB(256,15,-3.0) PKD(3,2,1,0.10%,723272.0,5.00%,F,T)
A1.76E7
A9.86E6
A2.42E7
201.0736 S:16 SMO(1,3) BSUB(256,15,-3.0) PKD(3,2,1,0.10%,781872.0,5.00%,F,T)
A1.65E7
A6.92E6
A2.62E7
A1.40E7
222.1172 S:16 SMO(1,3) BSUB(256,15,-3.0) PKD(3,2,1,0.10%,1066196.0,5.00%,F,T)
A1.68E8
A1.14E7
207.0938 S:16 SMO(1,3) BSUB(256,15,-3.0) PKD(3,2,1,0.10%,2731036.0,5.00%,F,T)
A2.23E8
A9.08E7
218.9856 S:16
7:49
8:06
8:09
8:15
8:24
Time

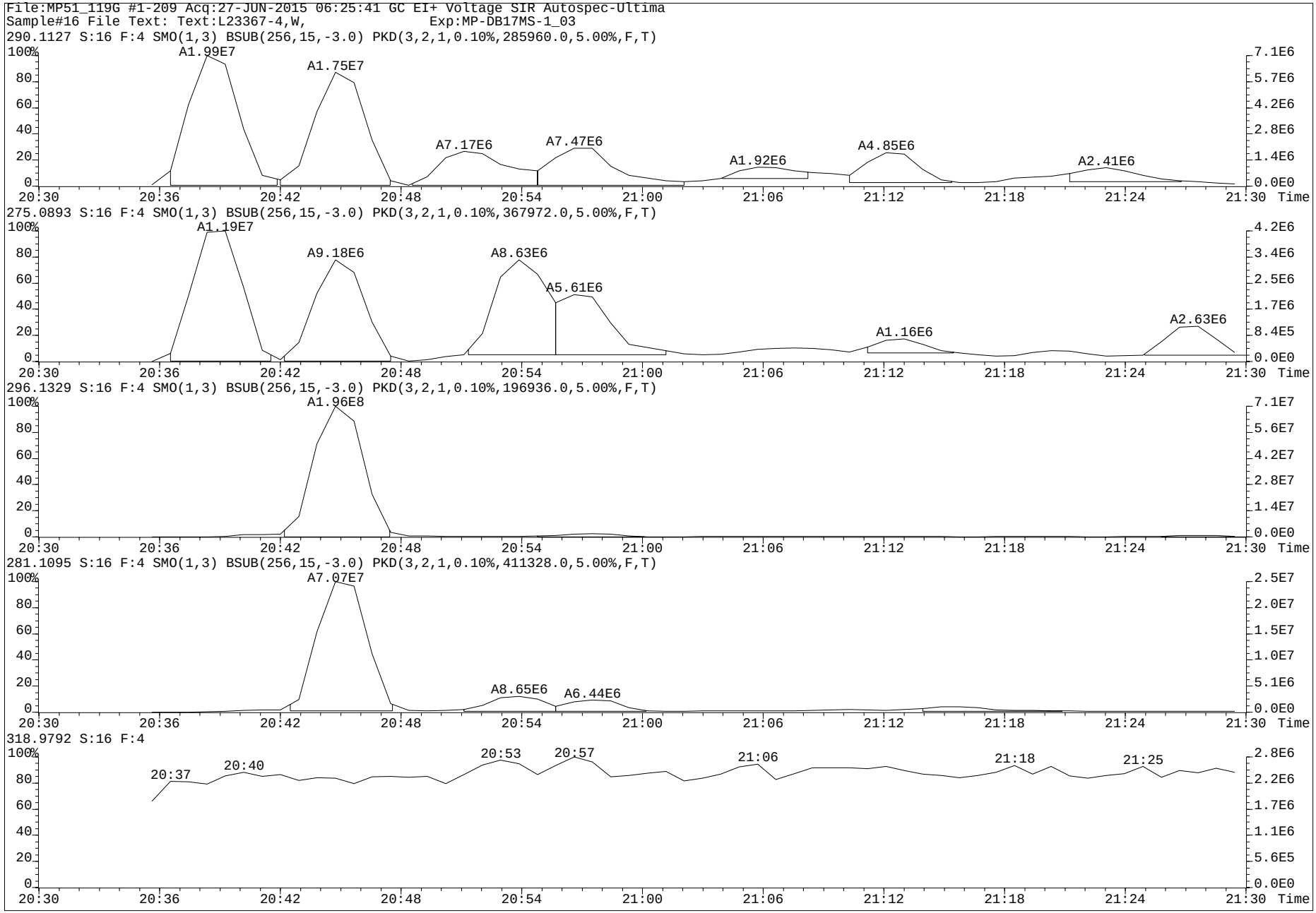
File:MP51_119G #1-209 Acq:27-JUN-2015 06:25:41 GC EI+ Voltage SIR Autospec-Ultima
Sample#16 File Text: Text:L23367-4,W, Exp:MP-DB17MS-1_03
290.1127 S:16 F:4 SMO(1,3) BSUB(256,15,-3.0) PKD(3,2,1,0.10%,285960.0,5.00%,F,T)
A1.99E7
A1.75E7
A7.17E6
A7.47E6
A1.92E6
A4.85E6
A2.41E6
275.0893 S:16 F:4 SMO(1,3) BSUB(256,15,-3.0) PKD(3,2,1,0.10%,367972.0,5.00%,F,T)
A1.19E7
A9.18E6
A8.63E6
A5.61E6
A1.16E6
A2.63E6
296.1329 S:16 F:4 SMO(1,3) BSUB(256,15,-3.0) PKD(3,2,1,0.10%,196936.0,5.00%,F,T)
A1.96E8
281.1095 S:16 F:4 SMO(1,3) BSUB(256,15,-3.0) PKD(3,2,1,0.10%,411328.0,5.00%,F,T)
A7.07E7
A8.65E6
A6.44E6
318.9792 S:16 F:4
20:37
20:40
20:53
20:57
21:06
21:18
21:25
Time

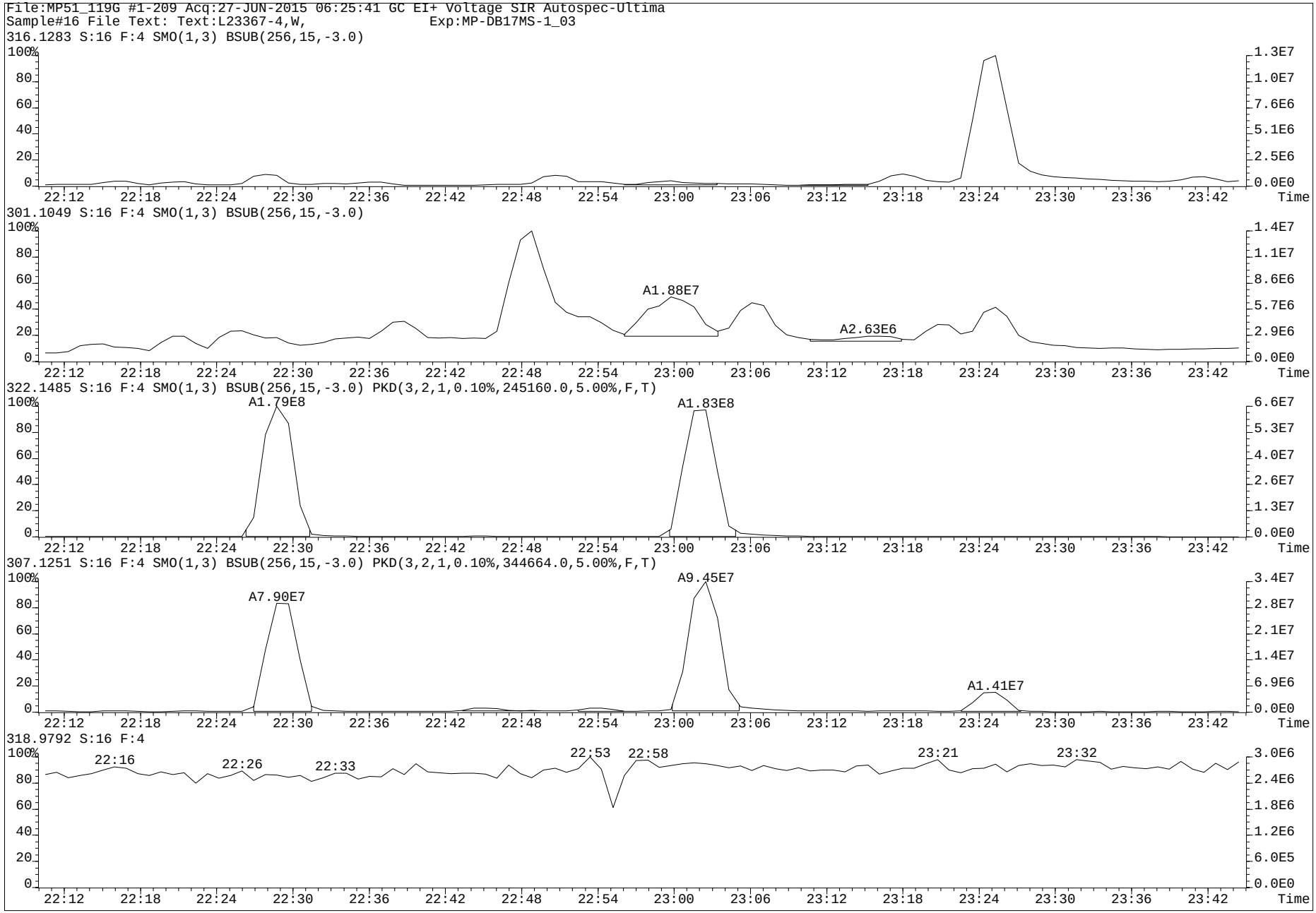
File:MP51_119G #1-209 Acq:27-JUN-2015 06:25:41 GC EI+ Voltage SIR Autospec-Ultima
Sample#16 File Text: Text:L23367-4,W, Exp:MP-DB17MS-1_03
316.1283 S:16 F:4 SMO(1,3) BSUB(256,15,-3.0)
301.1049 S:16 F:4 SMO(1,3) BSUB(256,15,-3.0)
A1.88E7
A2.63E6
322.1485 S:16 F:4 SMO(1,3) BSUB(256,15,-3.0) PKD(3,2,1,0.10%,245160.0,5.00%,F,T)
A1.79E8
A1.83E8
307.1251 S:16 F:4 SMO(1,3) BSUB(256,15,-3.0) PKD(3,2,1,0.10%,344664.0,5.00%,F,T)
A7.90E7
A9.45E7
A1.41E7
318.9792 S:16 F:4
22:16
22:26
22:33
22:53
22:58
23:21
23:32
Time

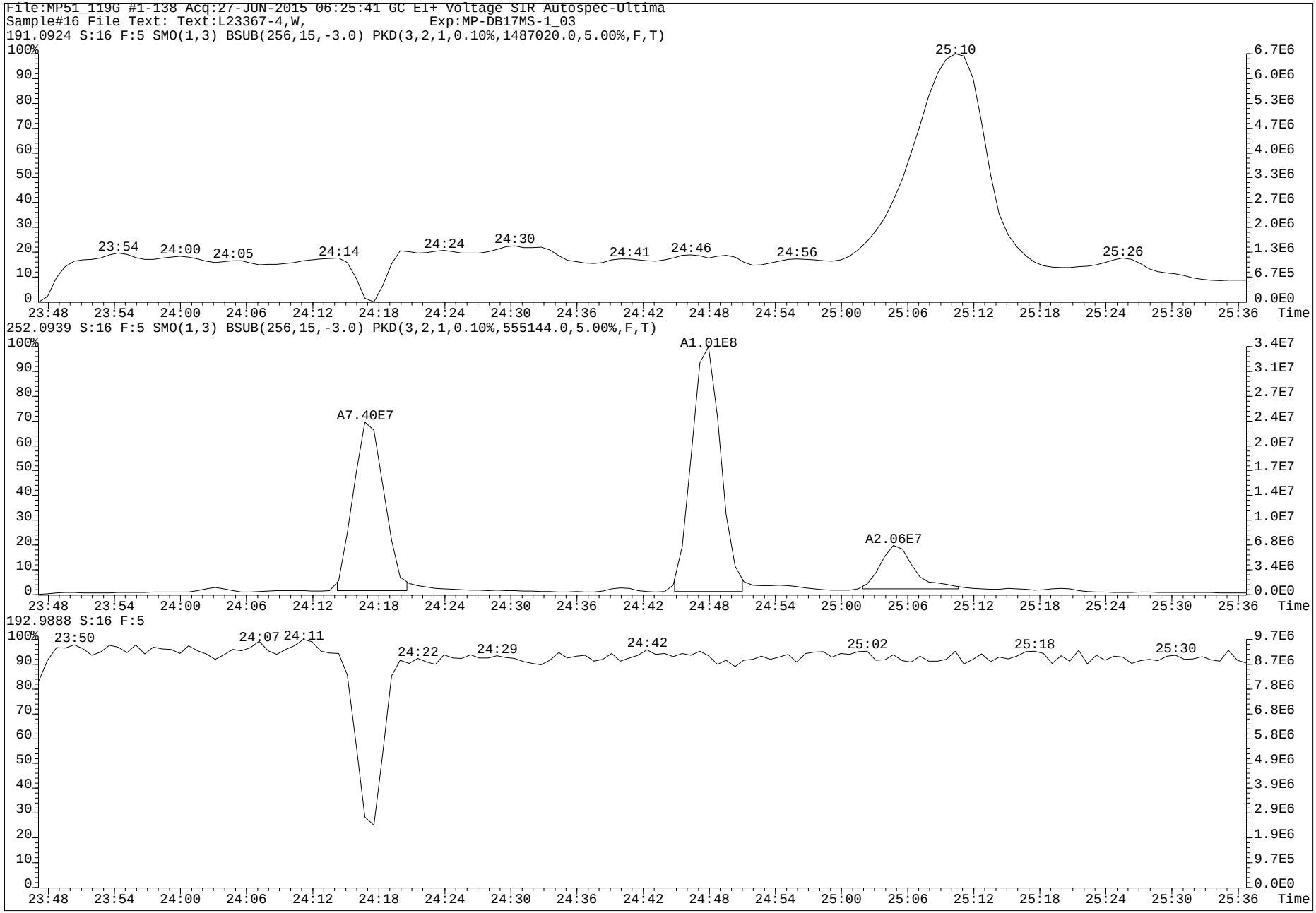
File:MP51_119G #1-138 Acq:27-JUN-2015 06:25:41 GC EI+ Voltage SIR Autospec-Ultima
Sample#16 File Text: Text:L23367-4,W, Exp:MP-DB17MS-1_03
191.0924 S:16 F:5 SMO(1,3) BSUB(256,15,-3.0) PKD(3,2,1,0.10%,1487020.0,5.00%,F,T)
25:10
23:54
24:00
24:05
24:14
24:24
24:30
24:41
24:46
24:56
25:26
252.0939 S:16 F:5 SMO(1,3) BSUB(256,15,-3.0) PKD(3,2,1,0.10%,555144.0,5.00%,F,T)
A1.01E8
A7.40E7
A2.06E7
192.9888 S:16 F:5
23:50
24:07
24:11
24:22
24:29
24:42
25:02
25:18
25:30
Time

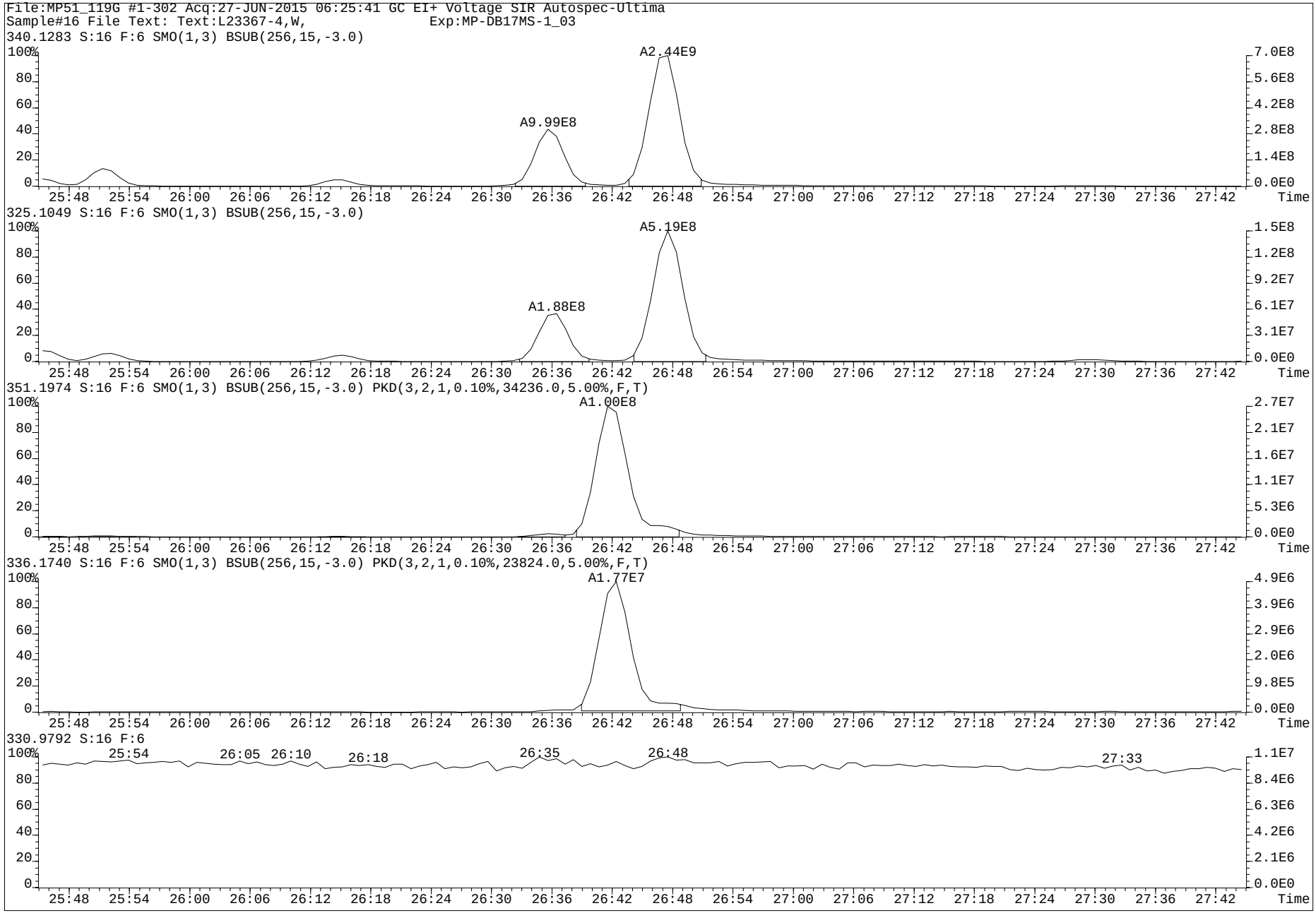
File:MP51_119G #1-302 Acq:27-JUN-2015 06:25:41 GC EI+ Voltage SIR Autospec-Ultima
Sample#16 File Text: Text:L23367-4,W, Exp:MP-DB17MS-1_03
340.1283 S:16 F:6 SMO(1,3) BSUB(256,15,-3.0)
A2.44E9
A9.99E8
325.1049 S:16 F:6 SMO(1,3) BSUB(256,15,-3.0)
A5.19E8
A1.88E8
351.1974 S:16 F:6 SMO(1,3) BSUB(256,15,-3.0) PKD(3,2,1,0.10%,34236.0,5.00%,F,T)
A1.00E8
336.1740 S:16 F:6 SMO(1,3) BSUB(256,15,-3.0) PKD(3,2,1,0.10%,23824.0,5.00%,F,T)
A1.77E7
330.9792 S:16 F:6
25:54
26:05 26:10
26:18
26:35
26:48
27:33
Time

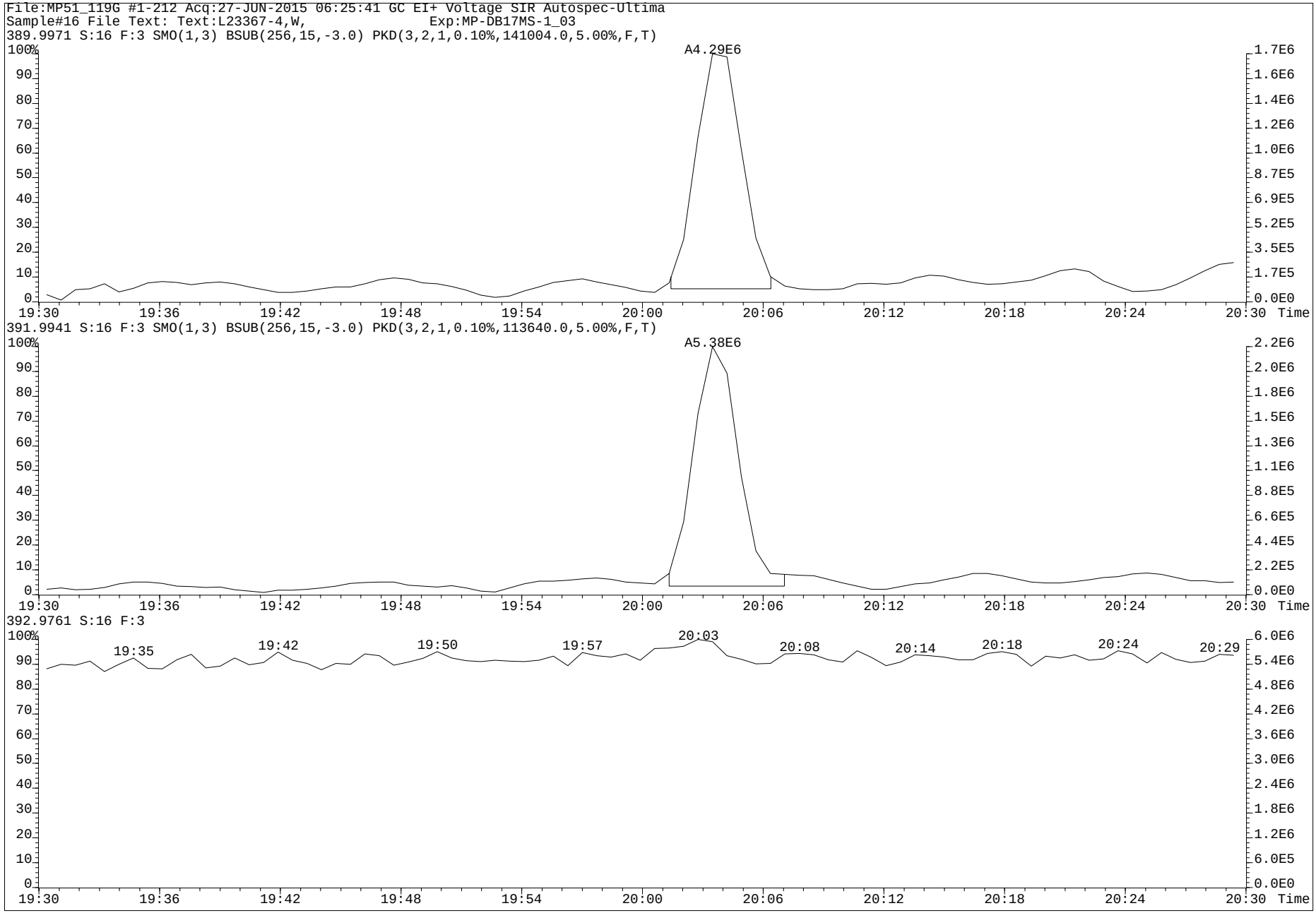
File:MP51_119G #1-212 Acq:27-JUN-2015 06:25:41 GC EI+ Voltage SIR Autospec-Ultima
Sample#16 File Text: Text:L23367-4,W, Exp:MP-DB17MS-1_03
389.9971 S:16 F:3 SMO(1,3) BSUB(256,15,-3.0) PKD(3,2,1,0.10%,141004.0,5.00%,F,T)
A4.29E6
391.9941 S:16 F:3 SMO(1,3) BSUB(256,15,-3.0) PKD(3,2,1,0.10%,113640.0,5.00%,F,T)
A5.38E6
392.9761 S:16 F:3
19:35
19:42
19:50
19:57
20:03
20:08
20:14
20:18
20:24
20:29
Time

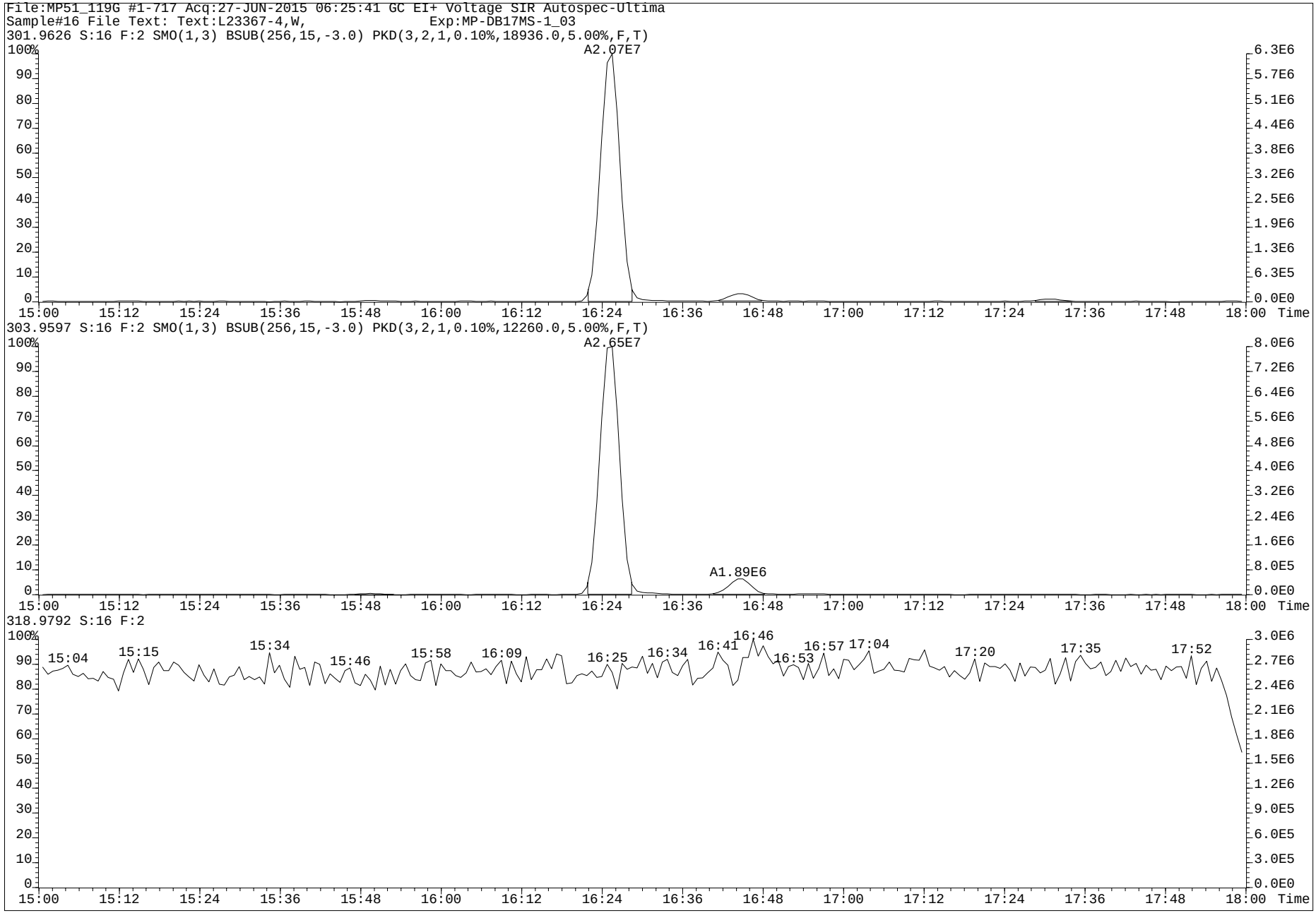
File:MP51_119G #1-717 Acq:27-JUN-2015 06:25:41 GC EI+ Voltage SIR Autospec-Ultima
Sample#16 File Text: Text:L23367-4,W, Exp:MP-DB17MS-1_03
301.9626 S:16 F:2 SMO(1,3) BSUB(256,15,-3.0) PKD(3,2,1,0.10%,18936.0,5.00%,F,T)
A2.07E7
303.9597 S:16 F:2 SMO(1,3) BSUB(256,15,-3.0) PKD(3,2,1,0.10%,12260.0,5.00%,F,T)
A2.65E7
A1.89E6
318.9792 S:16 F:2
15:04
15:15
15:34
15:46
15:58
16:09
16:25
16:34
16:41
16:46
16:53
16:57
17:04
17:20
17:35
17:52
Time

Run #20 Filename MP51_134 S: 31 I: 1 Acquired: 18-JUL-15 07:20:06 Processed: 20-JUL-15 14:49:29
Run: mp51_134-a Analyte: MP-DB17-S12 Cal: mp51_134-8a Results: mp51_134-b Version: V3.6 6-JAN-2000 17:51:42
Sample text: L23367-4,WI2, Comments: 4,WG51611,2.0/800uL
sample size: ~~4.200000~~ 4 conc units: pg/~~g~~ml total toxicity: 53403.» F1: 1.0000 F2: 1.0000

	Typ	Name	#Hom	Resp	RA		RT	Conc	Tox #1	DL	Rec	M?
1	Unk	1-OH-Naphthalene	1	2.19e+07	0.84	n	8:08	1286.482	129	713.9608	-	n
2	Unk	1-OH-Pyrene	1	3.52e+07	3.34	n	20:43	973.772	97	180.9166	-	n
3	Unk	3-OH-Chrysene	0	*	*	n	NotFnd	*	*	1253.7406	-	n
4	Unk	3-OH-Benz[a]anthracene	0	*	*	n	NotFnd	*	*	961.6828	-	n
5	Unk	7,8-OH-Benzo[a]pyrene-C	0	*	*	n	NotFnd	*	*	*	-	n
6	Unk	7,8-OH-Benzo[a]pyrene-T	0	*	*	n	NotFnd	*	*	*	-	n
7	Unk	7,8-OH-Benzo[a]pyrene-3	0	*	*	n	NotFnd	*	*	*	-	n
8	Unk	9-OH-Benzo[a]pyrene	1	1.85e+09	6.00	n	26:28	167507.956	16751	282.7565	-	n
9	Unk	x 3-OH-Benzo[a]pyrene	1	3.95e+09	4.79	n	26:40	364263.963	36426	398.3697 OLR	-	n
10	Unk	7,8-OH-Benzo[a]pyrene-4	0	*	*	n	NotFnd	*	*	*	-	n
11	IS	13C6-1-OH-Naphthalene	1	1.69e+08	0.73	n	8:08	4722.463	-	459.7236	39.7	n
12	IS	13C6-1-OH-Pyrene	1	4.25e+08	3.29	n	20:43	8763.945	-	89.2221	73.6	n
13	IS	13C6-1-OH-BAA	1	3.74e+08	2.42	n	22:26	9949.303	-	156.9507	82.9	n
14	IS	13C6-3-OH-Chrysene	1	3.61e+08	1.97	n	22:59	8475.062	-	138.5838	✓ 70.5	n
15	IS	x D11-3-OH-Benzo[a]pyrene	1	2.00e+08	6.57	n	26:35	10777.629	-	28.1559	91.0	n
16	IS	13C-CL4-OH-PCB-79	1	1.95e+07	0.79	y	20:02	2904.440	-	46.1187	122.0	n
17	IS	13C-CL4-PCB-79	0	*	*	n	NotFnd	*	-	*	Div0	n
18	RS	13C-CL4-PCB-81	1	7.59e+07	0.79	y	16:22	5.715	-	-	-	n
19	Tot	Fn1 Lock	-	-			-	-	-	-	-	n
20	Tot	Fn2 Lock	-	-			-	-	-	-	-	n
21	Tot	Fn3 Lock	-	-			-	-	-	-	-	n
22	Tot	Fn4 Lock	-	-			-	-	-	-	-	n
23	Tot	Fn4 Lock	-	-			-	-	-	-	-	n
24	Tot	Fn5 Lock	-	-			-	-	-	-	-	n
25	Tot	Fn6 Lock	-	-			-	-	-	-	-	n

x conc. & DL by 1.05

x Report from the 'W' run where the 'H' cal is included.

PV AS 23-JUL-2015

SV by MW
23-July-2015

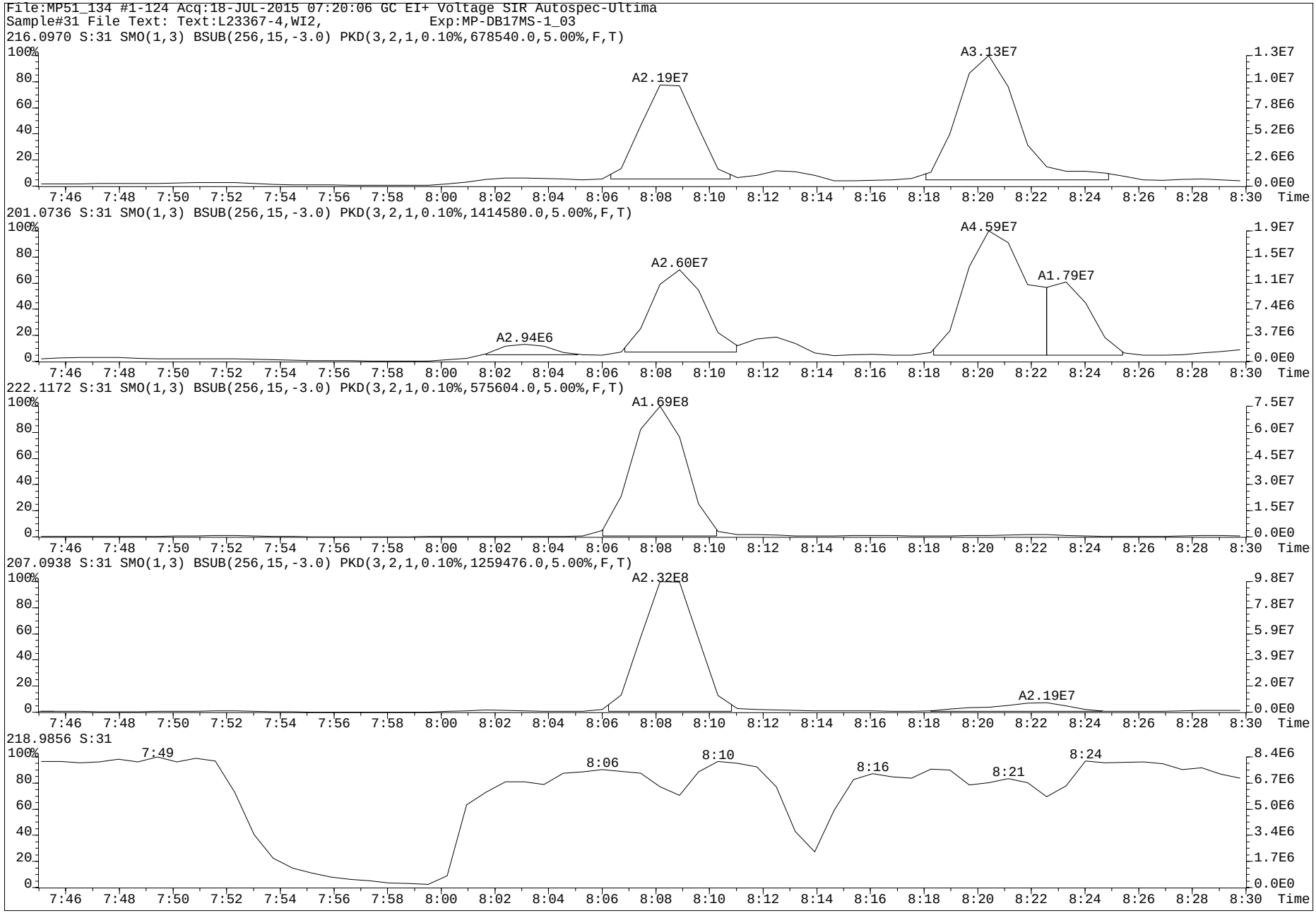
File:MP51_134 #1-124 Acq:18-JUL-2015 07:20:06 GC EI+ Voltage SIR Autospec-Ultima
Sample#31 File Text: Text:L23367-4,WI2, Exp:MP-DB17MS-1_03
216.0970 S:31 SMO(1,3) BSUB(256,15,-3.0) PKD(3,2,1,0.10%,678540.0,5.00%,F,T)
A2.19E7
A3.13E7
201.0736 S:31 SMO(1,3) BSUB(256,15,-3.0) PKD(3,2,1,0.10%,1414580.0,5.00%,F,T)
A2.94E6
A2.60E7
A4.59E7
A1.79E7
222.1172 S:31 SMO(1,3) BSUB(256,15,-3.0) PKD(3,2,1,0.10%,575604.0,5.00%,F,T)
A1.69E8
207.0938 S:31 SMO(1,3) BSUB(256,15,-3.0) PKD(3,2,1,0.10%,1259476.0,5.00%,F,T)
A2.32E8
A2.19E7
218.9856 S:31
7:49
8:06
8:10
8:16
8:21
8:24
Time

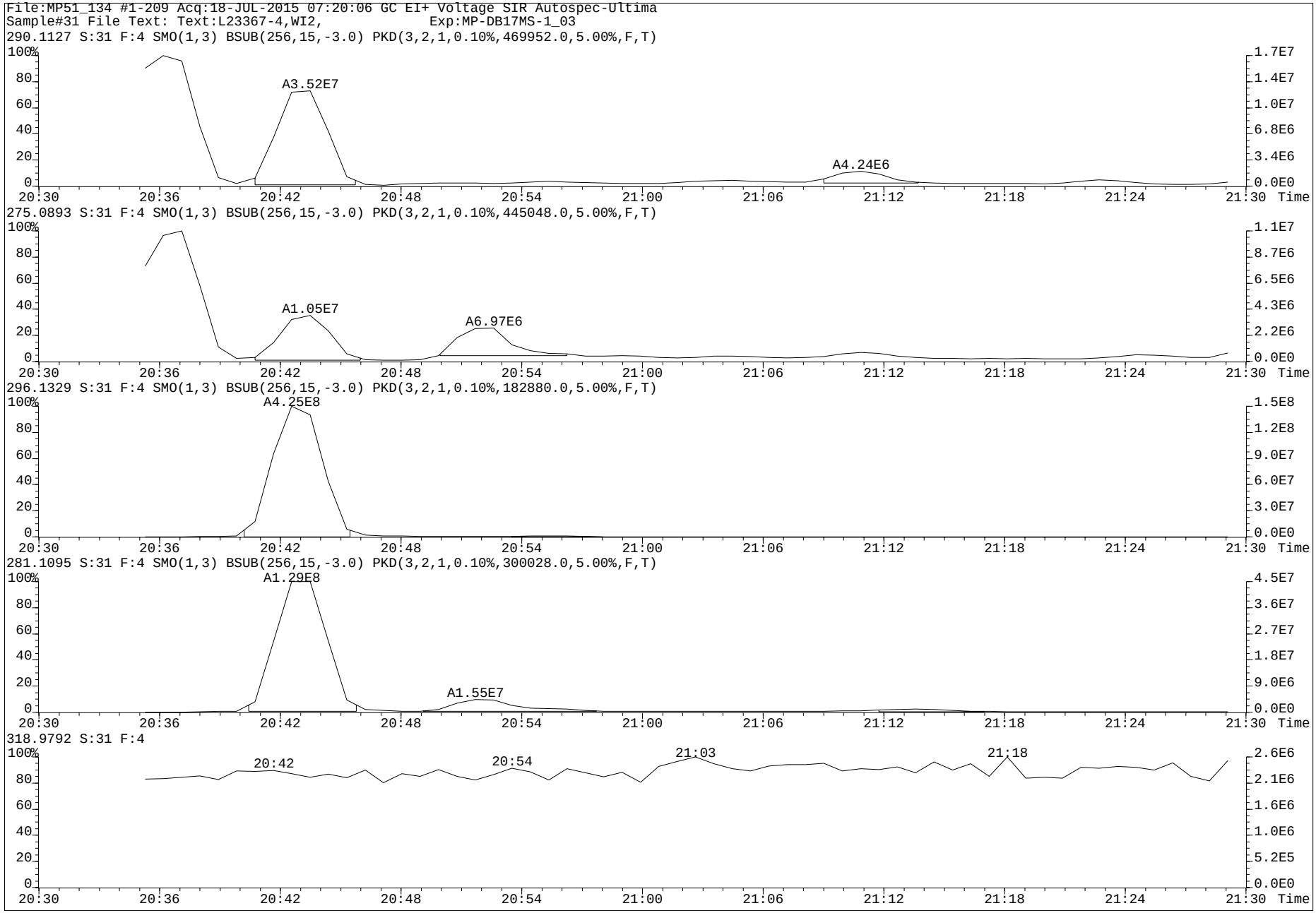
File:MP51_134 #1-209 Acq:18-JUL-2015 07:20:06 GC EI+ Voltage SIR Autospec-Ultima
Sample#31 File Text: Text:L23367-4,WI2, Exp:MP-DB17MS-1_03
290.1127 S:31 F:4 SMO(1,3) BSUB(256,15,-3.0) PKD(3,2,1,0.10%,469952.0,5.00%,F,T)
A3.52E7
A4.24E6
275.0893 S:31 F:4 SMO(1,3) BSUB(256,15,-3.0) PKD(3,2,1,0.10%,445048.0,5.00%,F,T)
A1.05E7
A6.97E6
296.1329 S:31 F:4 SMO(1,3) BSUB(256,15,-3.0) PKD(3,2,1,0.10%,182880.0,5.00%,F,T)
A4.25E8
281.1095 S:31 F:4 SMO(1,3) BSUB(256,15,-3.0) PKD(3,2,1,0.10%,300028.0,5.00%,F,T)
A1.29E8
A1.55E7
318.9792 S:31 F:4
20:42
20:54
21:03
21:18
Time

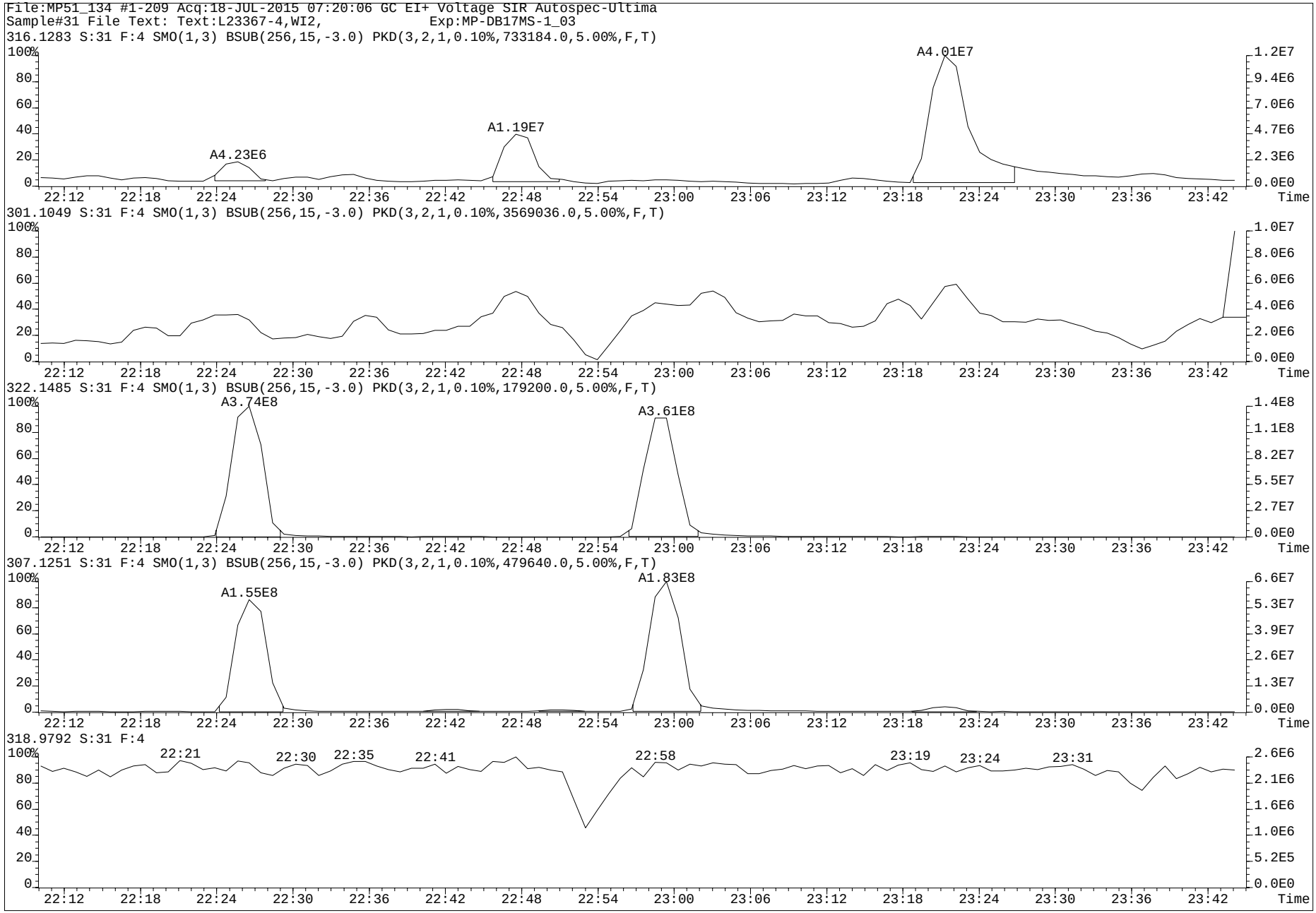
File:MP51_134 #1-209 Acq:18-JUL-2015 07:20:06 GC EI+ Voltage SIR Autospec-Ultima
Sample#31 File Text: Text:L23367-4,WI2, Exp:MP-DB17MS-1_03
316.1283 S:31 F:4 SMO(1,3) BSUB(256,15,-3.0) PKD(3,2,1,0.10%,733184.0,5.00%,F,T)
A4.23E6
A1.19E7
A4.01E7
301.1049 S:31 F:4 SMO(1,3) BSUB(256,15,-3.0) PKD(3,2,1,0.10%,3569036.0,5.00%,F,T)
322.1485 S:31 F:4 SMO(1,3) BSUB(256,15,-3.0) PKD(3,2,1,0.10%,179200.0,5.00%,F,T)
A3.74E8
A3.61E8
307.1251 S:31 F:4 SMO(1,3) BSUB(256,15,-3.0) PKD(3,2,1,0.10%,479640.0,5.00%,F,T)
A1.55E8
A1.83E8
318.9792 S:31 F:4
22:21
22:30
22:35
22:41
22:58
23:19
23:24
23:31
Time

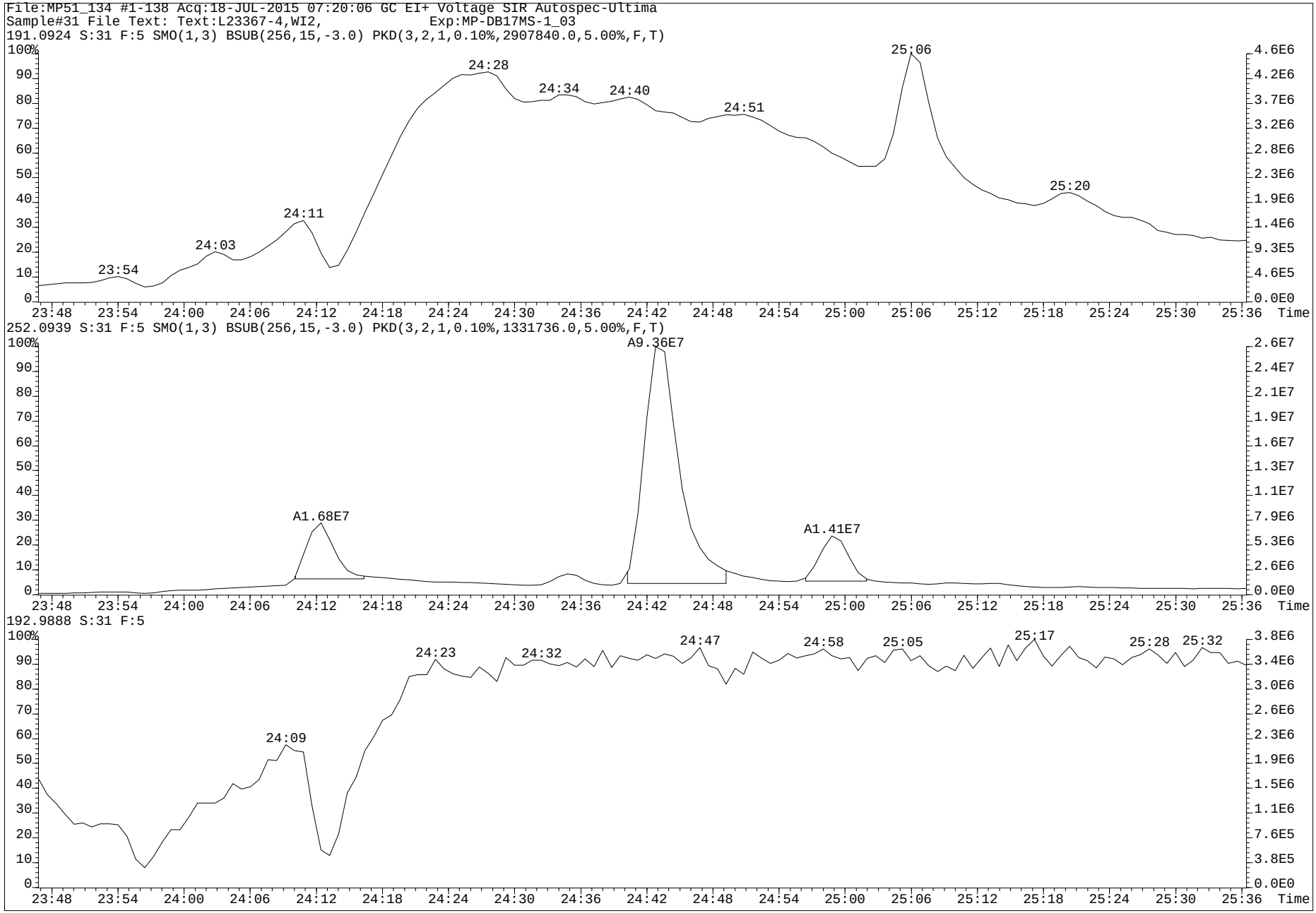
File:MP51_134 #1-138 Acq:18-JUL-2015 07:20:06 GC EI+ Voltage SIR Autospec-Ultima
Sample#31 File Text: Text:L23367-4,WI2, Exp:MP-DB17MS-1_03
191.0924 S:31 F:5 SMO(1,3) BSUB(256,15,-3.0) PKD(3,2,1,0.10%,2907840.0,5.00%,F,T)
23:54
24:03
24:11
24:28
24:34
24:40
24:51
25:06
25:20
252.0939 S:31 F:5 SMO(1,3) BSUB(256,15,-3.0) PKD(3,2,1,0.10%,1331736.0,5.00%,F,T)
A1.68E7
A9.36E7
A1.41E7
192.9888 S:31 F:5
24:09
24:23
24:32
24:47
24:58
25:05
25:17
25:28
25:32
Time

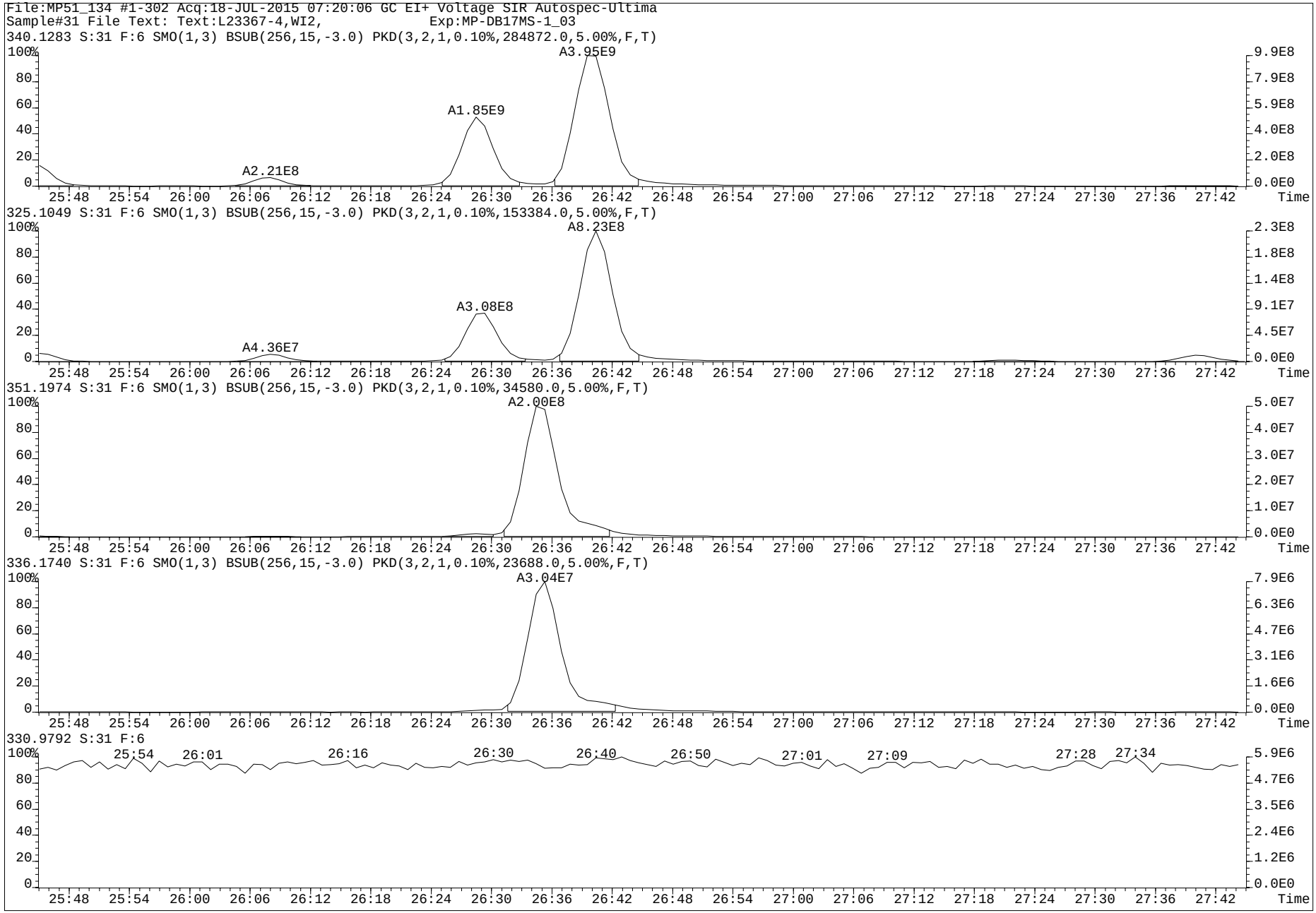
File:MP51_134 #1-302 Acq:18-JUL-2015 07:20:06 GC EI+ Voltage SIR Autospec-Ultima
Sample#31 File Text: Text:L23367-4,WI2, Exp:MP-DB17MS-1_03
340.1283 S:31 F:6 SMO(1,3) BSUB(256,15,-3.0) PKD(3,2,1,0.10%,284872.0,5.00%,F,T)
A3.95E9
A1.85E9
A2.21E8
325.1049 S:31 F:6 SMO(1,3) BSUB(256,15,-3.0) PKD(3,2,1,0.10%,153384.0,5.00%,F,T)
A8.23E8
A3.08E8
A4.36E7
351.1974 S:31 F:6 SMO(1,3) BSUB(256,15,-3.0) PKD(3,2,1,0.10%,34580.0,5.00%,F,T)
A2.00E8
336.1740 S:31 F:6 SMO(1,3) BSUB(256,15,-3.0) PKD(3,2,1,0.10%,23688.0,5.00%,F,T)
A3.04E7
330.9792 S:31 F:6
25:54
26:01
26:16
26:30
26:40
26:50
27:01
27:09
27:28
27:34
Time

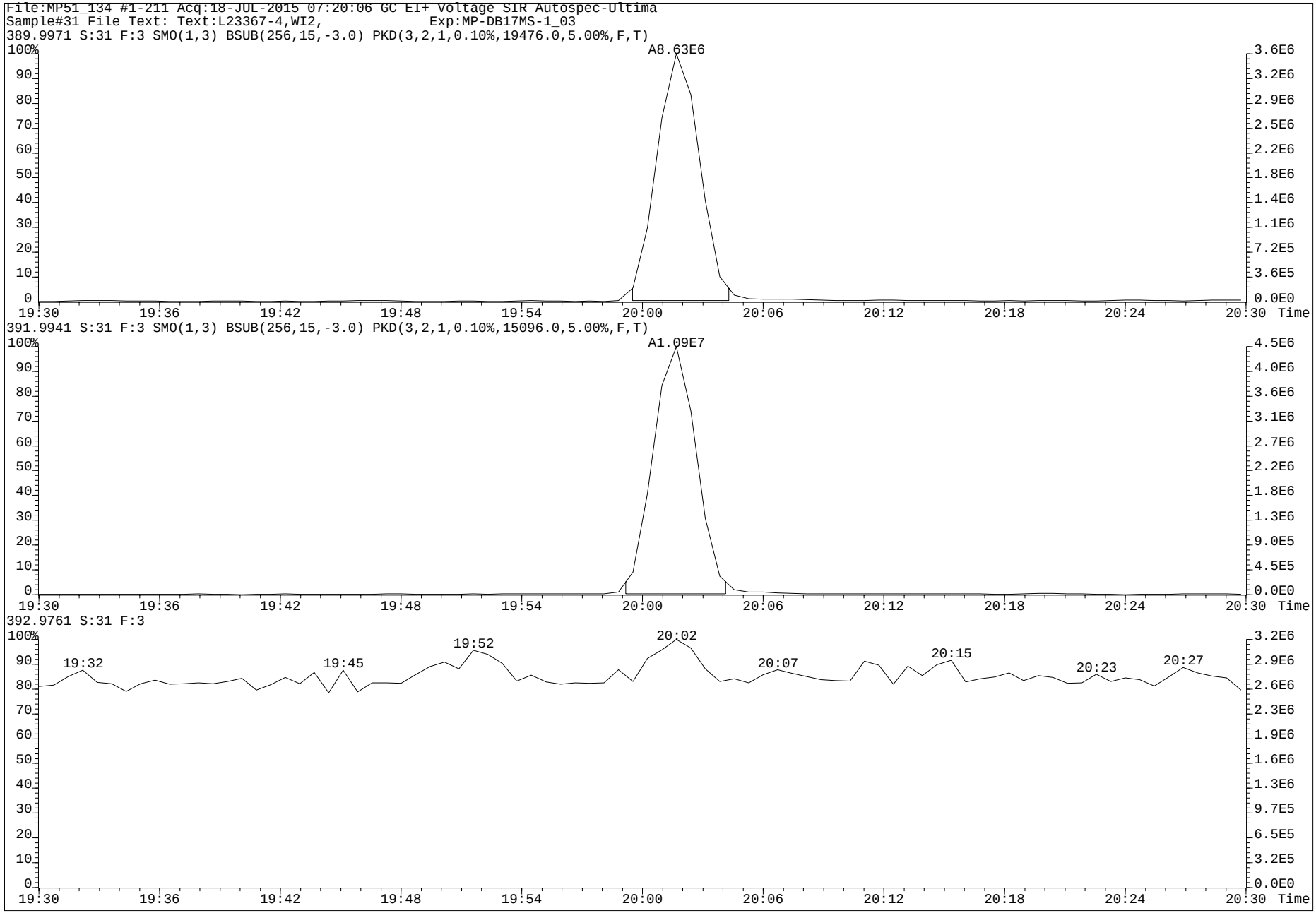
File:MP51_134 #1-211 Acq:18-JUL-2015 07:20:06 GC EI+ Voltage SIR Autospec-Ultima
Sample#31 File Text: Text:L23367-4,WI2, Exp:MP-DB17MS-1_03
389.9971 S:31 F:3 SMO(1,3) BSUB(256,15,-3.0) PKD(3,2,1,0.10%,19476.0,5.00%,F,T)
A8.63E6
391.9941 S:31 F:3 SMO(1,3) BSUB(256,15,-3.0) PKD(3,2,1,0.10%,15096.0,5.00%,F,T)
A1.09E7
392.9761 S:31 F:3
19:32
19:45
19:52
20:02
20:07
20:15
20:23
20:27
Time

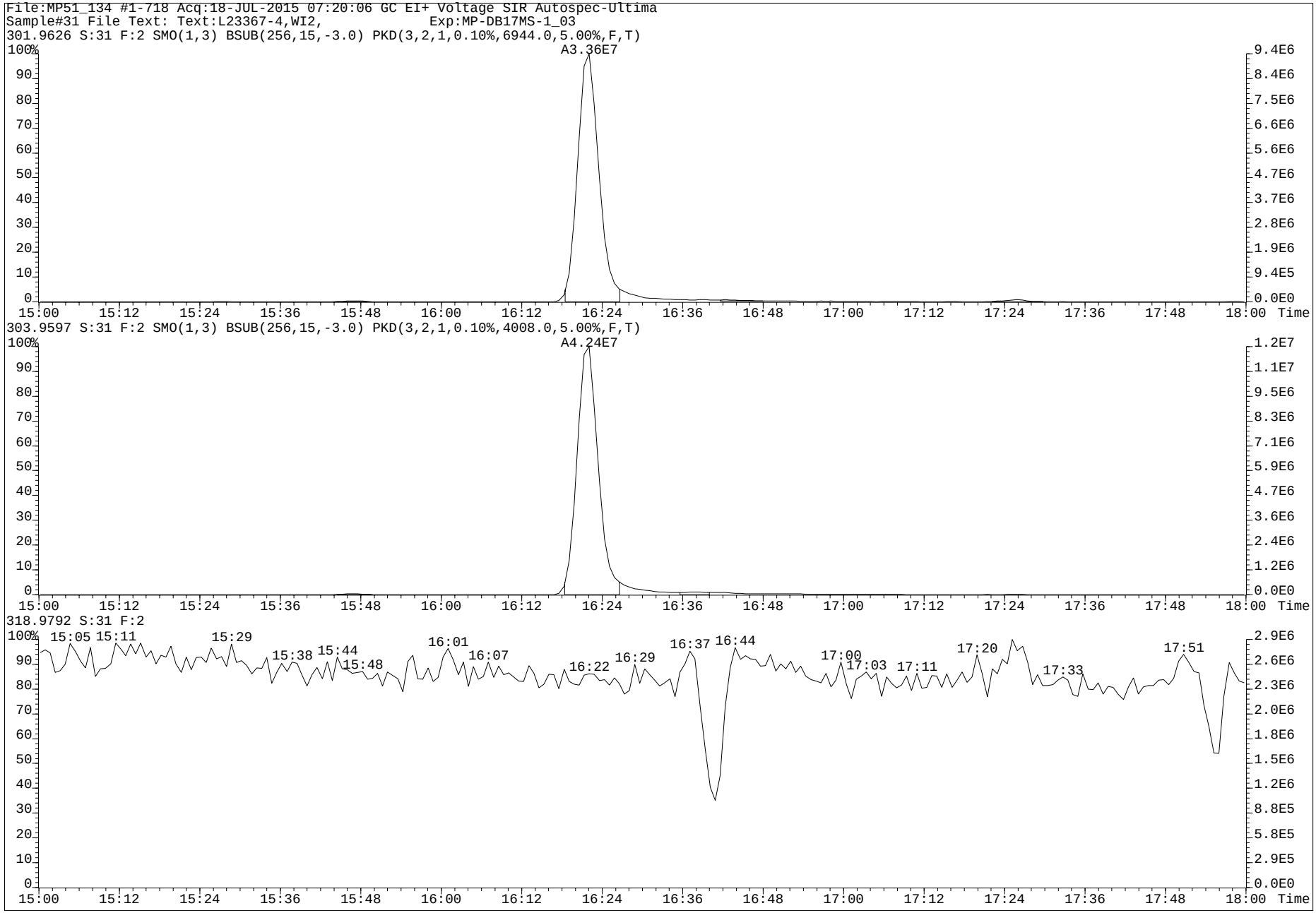
File:MP51_134 #1-718 Acq:18-JUL-2015 07:20:06 GC EI+ Voltage SIR Autospec-Ultima
Sample#31 File Text: Text:L23367-4,WI2, Exp:MP-DB17MS-1_03
301.9626 S:31 F:2 SMO(1,3) BSUB(256,15,-3.0) PKD(3,2,1,0.10%,6944.0,5.00%,F,T)
A3.36E7
303.9597 S:31 F:2 SMO(1,3) BSUB(256,15,-3.0) PKD(3,2,1,0.10%,4008.0,5.00%,F,T)
A4.24E7
318.9792 S:31 F:2
15:00 15:12 15:24 15:36 15:48 16:00 16:12 16:24 16:36 16:48 17:00 17:12 17:24 17:36 17:48 18:00 Time

www.axysanalytical.com

Run #12 Filename MP51_134 S: 23 I: 1 Acquired: 18-JUL-15 02:47:25 Processed: 20-JUL-15 14:49:22
Run: mp51_134-a Analyte: MP-DB17-S12 Cal: mp51_134-8a Results: mp51_134-b Version: V3.6 6-JAN-2000 17:51:42
Sample text: L23367-5,I3, Comments: 1,WG51611,2.0/200uL
sample size: 4.177000 conc units: pg/mL total toxicity: 3105.14 F1: 1.0000 F2: 1.0000

	Typ	Name	#Hom	Resp	RA		RT	Conc	Tox #1	DL	Rec	M?
1	Unk	1-OH-Naphthalene	1	5.41e+07	0.87	n	8:14	1422.472	142	619.1570	-	y
2	Unk	1-OH-Pyrene	1	3.24e+09	1.49	n	20:43	25819.449	2582	184.2285	-	n
3	Unk	3-OH-Chrysene	1	6.10e+07	1.76	n	22:58	859.633	86	1488.1255	-	y
4	Unk	3-OH-Benz[a]anthracene	1	8.71e+06	2.14	n	23:10	93.419	47	1095.9775	-	y
5	Unk	7,8-OH-Benzo[a]pyrene-C	0	*	*	n	NotFnd	*	*	*	-	n
6	Unk	7,8-OH-Benzo[a]pyrene-T	0	*	*	n	NotFnd	*	*	*	-	n
7	Unk	7,8-OH-Benzo[a]pyrene-3	0	*	*	n	NotFnd	*	*	*	-	n
8	Unk	9-OH-Benzo[a]pyrene	1	2.98e+07	4.61	n	26:27	931.540	93	44.2782	-	n
9	Unk	3-OH-Benzo[a]pyrene	1	4.60e+07	5.92	n	26:40	1551.167	155	61.9274	-	n
10	Unk	7,8-OH-Benzo[a]pyrene-4	0	*	*	n	NotFnd	*	*	*	-	n
11	IS	13C6-1-OH-Naphthalene	1	3.79e+08	0.83	n	8:13	2784.038	-	269.2369	23.3	n
12	IS	13C6-1-OH-Pyrene	1	1.48e+09	3.25	n	20:42	8012.823	-	69.9720	66.9	n
13	IS	13C6-1-OH-BAA	1	1.15e+09	2.40	n	22:26	7990.874	-	101.7757	66.2	n
14	IS	13C6-3-OH-Chrysene	1	1.05e+09	2.03	n	22:58	6481.901	-	89.8656	53.6	n
15	IS	D11-3-OH-Benzo[a]pyrene	1	5.51e+08	6.55	n	26:34	7790.271	-	8.4219	65.4	n
16	IS	13C-CL4-OH-PCB-79	1	6.71e+07	0.78	y	20:01	2619.550	-	17.0201	109.4	n
17	IS	13C-CL4-PCB-79	0	*	*	n	NotFnd	*	-	*	Div0	n
18	RS	13C-CL4-PCB-81	1	2.91e+08	0.79	y	16:22	22.012	-	-	-	n
19	Tot	Fn1 Lock	-	-			-	-	-	-	-	n
20	Tot	Fn2 Lock	-	-			-	-	-	-	-	n
21	Tot	Fn3 Lock	-	-			-	-	-	-	-	n
22	Tot	Fn4 Lock	-	-			-	-	-	-	-	n
23	Tot	Fn4 Lock	-	-			-	-	-	-	-	n
24	Tot	Fn5 Lock	-	-			-	-	-	-	-	n
25	Tot	Fn6 Lock	-	-			-	-	-	-	-	n

x conc. 2 DL
by
1.04x

PV AS 23-JUL-2015

SV by MW
26-July-2015

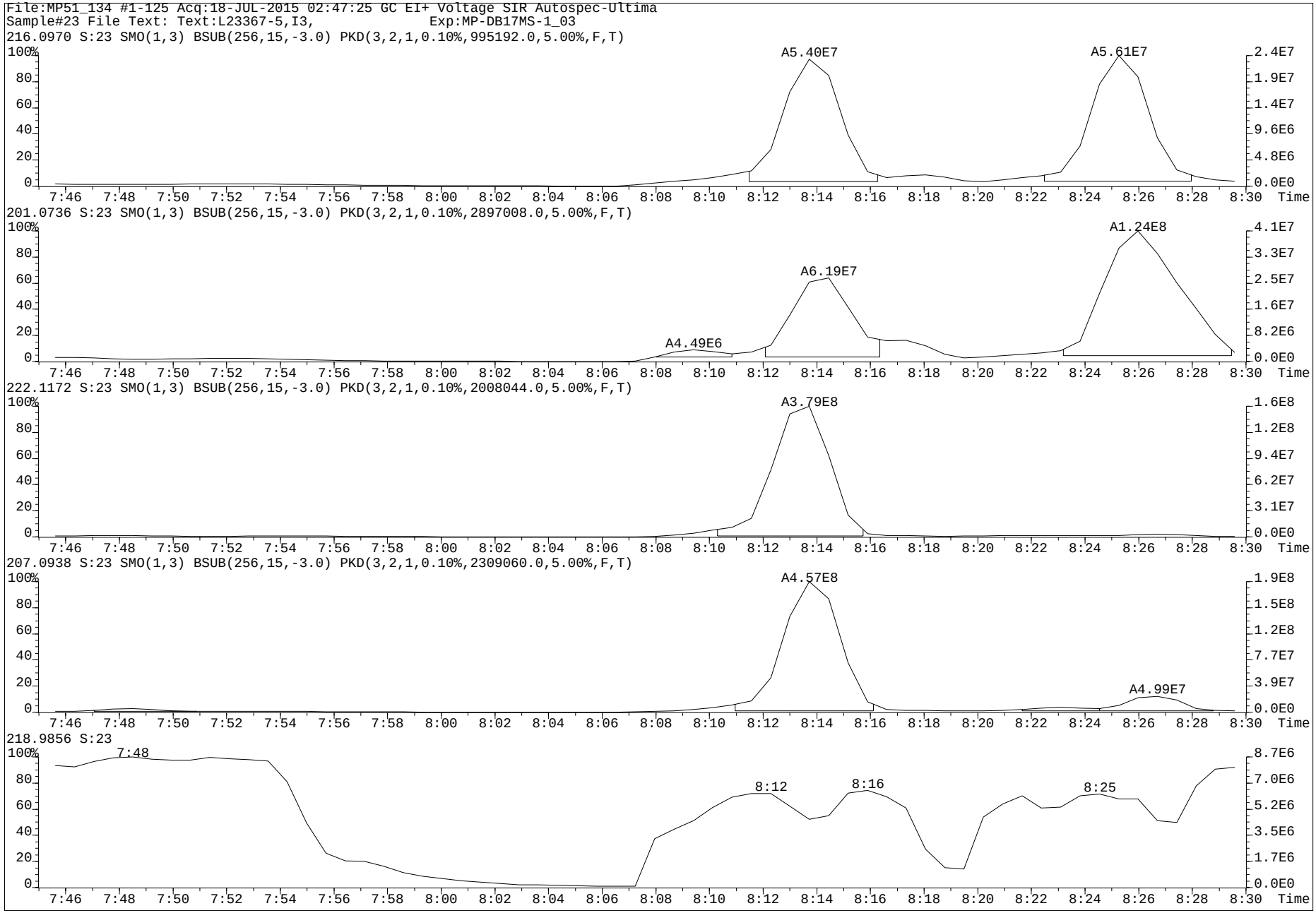
File:MP51_134 #1-125 Acq:18-JUL-2015 02:47:25 GC EI+ Voltage SIR Autospec-Ultima
Sample#23 File Text: Text:L23367-5,I3, Exp:MP-DB17MS-1_03
216.0970 S:23 SMO(1,3) BSUB(256,15,-3.0) PKD(3,2,1,0.10%,995192.0,5.00%,F,T)
A5.40E7
A5.61E7
201.0736 S:23 SMO(1,3) BSUB(256,15,-3.0) PKD(3,2,1,0.10%,2897008.0,5.00%,F,T)
A1.24E8
A6.19E7
A4.49E6
222.1172 S:23 SMO(1,3) BSUB(256,15,-3.0) PKD(3,2,1,0.10%,2008044.0,5.00%,F,T)
A3.79E8
207.0938 S:23 SMO(1,3) BSUB(256,15,-3.0) PKD(3,2,1,0.10%,2309060.0,5.00%,F,T)
A4.57E8
A4.99E7
218.9856 S:23
7:48
8:12
8:16
8:25
Time

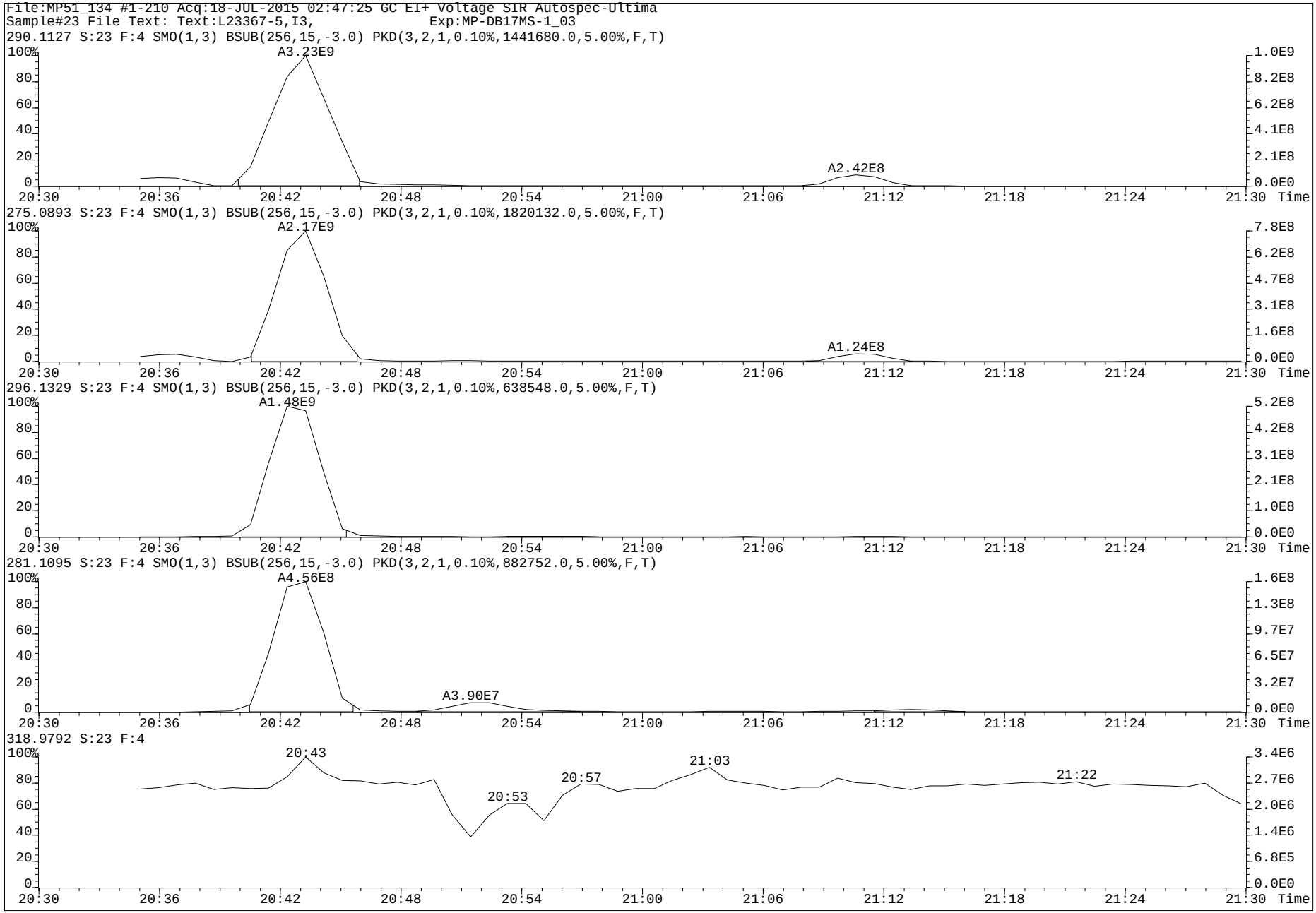
File:MP51_134 #1-210 Acq:18-JUL-2015 02:47:25 GC EI+ Voltage SIR Autospec-Ultima
Sample#23 File Text: Text:L23367-5,I3, Exp:MP-DB17MS-1_03
290.1127 S:23 F:4 SMO(1,3) BSUB(256,15,-3.0) PKD(3,2,1,0.10%,1441680.0,5.00%,F,T)
A3.23E9
A2.42E8
275.0893 S:23 F:4 SMO(1,3) BSUB(256,15,-3.0) PKD(3,2,1,0.10%,1820132.0,5.00%,F,T)
A2.17E9
A1.24E8
296.1329 S:23 F:4 SMO(1,3) BSUB(256,15,-3.0) PKD(3,2,1,0.10%,638548.0,5.00%,F,T)
A1.48E9
281.1095 S:23 F:4 SMO(1,3) BSUB(256,15,-3.0) PKD(3,2,1,0.10%,882752.0,5.00%,F,T)
A4.56E8
A3.90E7
318.9792 S:23 F:4
20:43
20:53
20:57
21:03
21:22
Time

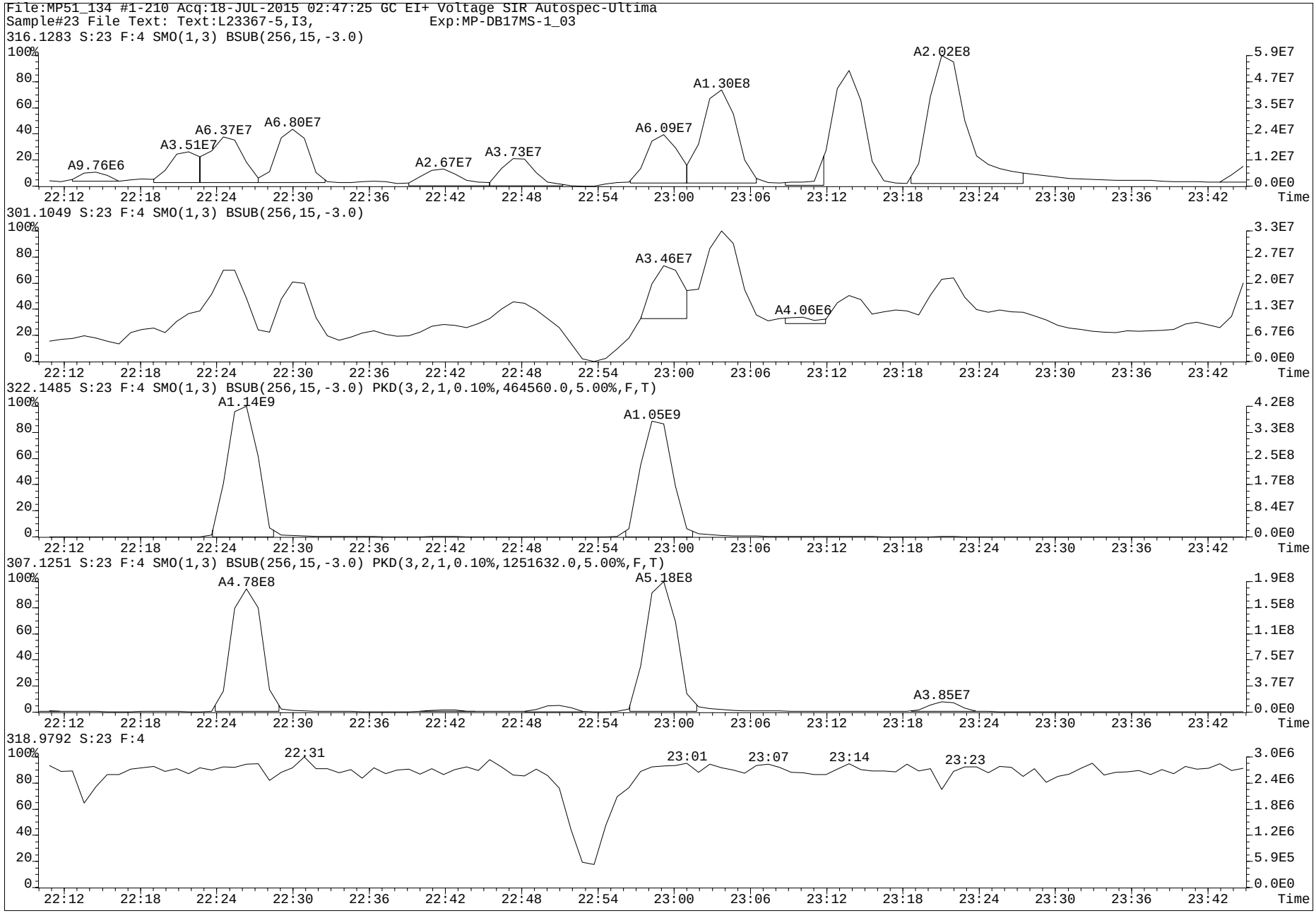
File:MP51_134 #1-210 Acq:18-JUL-2015 02:47:25 GC EI+ Voltage SIR Autospec-Ultima
Sample#23 File Text: Text:L23367-5,I3, Exp:MP-DB17MS-1_03
316.1283 S:23 F:4 SMO(1,3) BSUB(256,15,-3.0)
A9.76E6
A3.51E7
A6.37E7
A6.80E7
A2.67E7
A3.73E7
A6.09E7
A1.30E8
A2.02E8
301.1049 S:23 F:4 SMO(1,3) BSUB(256,15,-3.0)
A3.46E7
A4.06E6
322.1485 S:23 F:4 SMO(1,3) BSUB(256,15,-3.0) PKD(3,2,1,0.10%,464560.0,5.00%,F,T)
A1.14E9
A1.05E9
307.1251 S:23 F:4 SMO(1,3) BSUB(256,15,-3.0) PKD(3,2,1,0.10%,1251632.0,5.00%,F,T)
A4.78E8
A5.18E8
A3.85E7
318.9792 S:23 F:4
22:31
23:01
23:07
23:14
23:23
Time

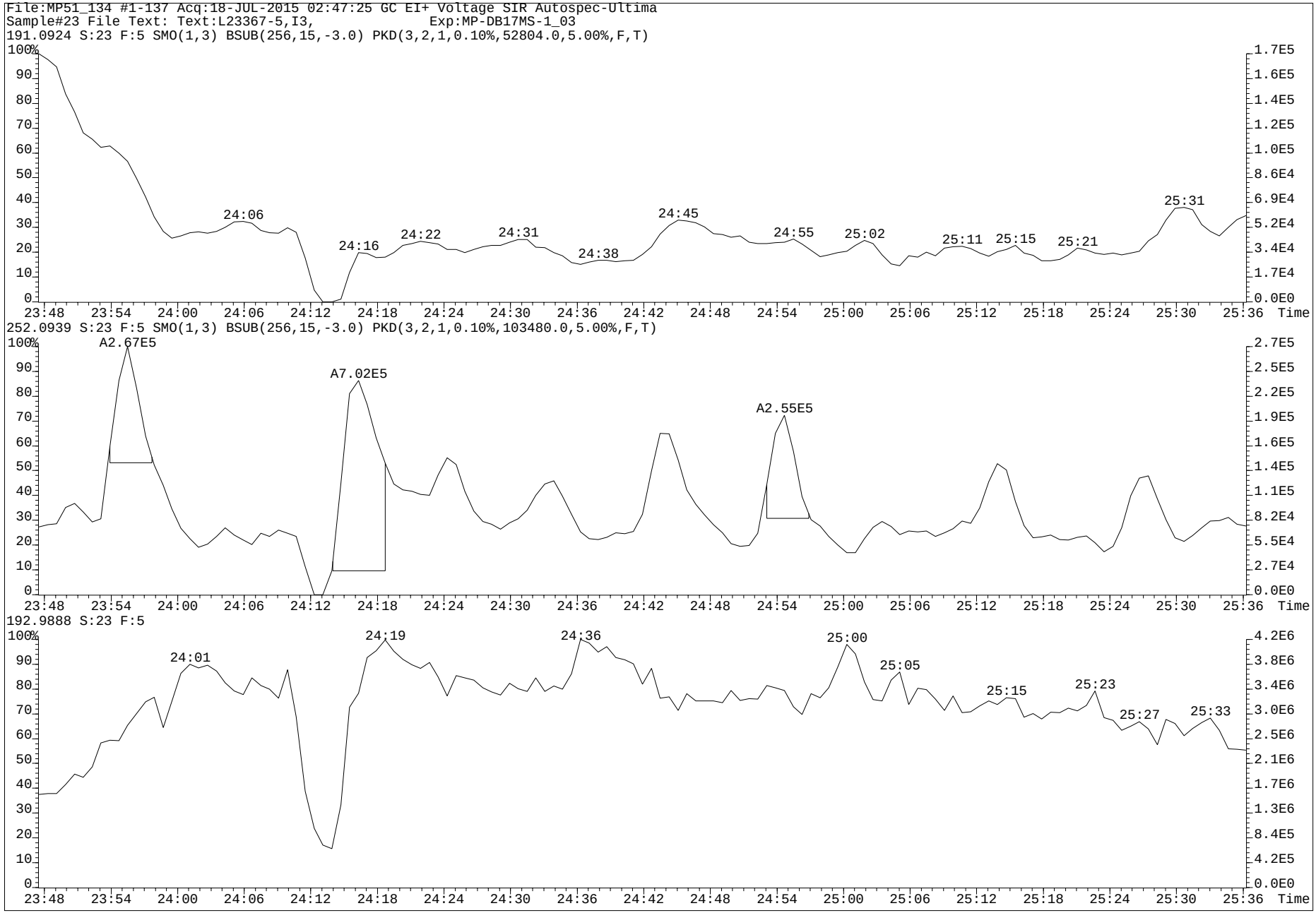
File:MP51_134 #1-137 Acq:18-JUL-2015 02:47:25 GC EI+ Voltage SIR Autospec-Ultima
Sample#23 File Text: Text:L23367-5,I3, Exp:MP-DB17MS-1_03
191.0924 S:23 F:5 SMO(1,3) BSUB(256,15,-3.0) PKD(3,2,1,0.10%,52804.0,5.00%,F,T)
24:06
24:16
24:22
24:31
24:38
24:45
24:55
25:02
25:11
25:15
25:21
25:31
252.0939 S:23 F:5 SMO(1,3) BSUB(256,15,-3.0) PKD(3,2,1,0.10%,103480.0,5.00%,F,T)
A2.67E5
A7.02E5
A2.55E5
192.9888 S:23 F:5
24:01
24:19
24:36
25:00
25:05
25:15
25:23
25:27
25:33
Time

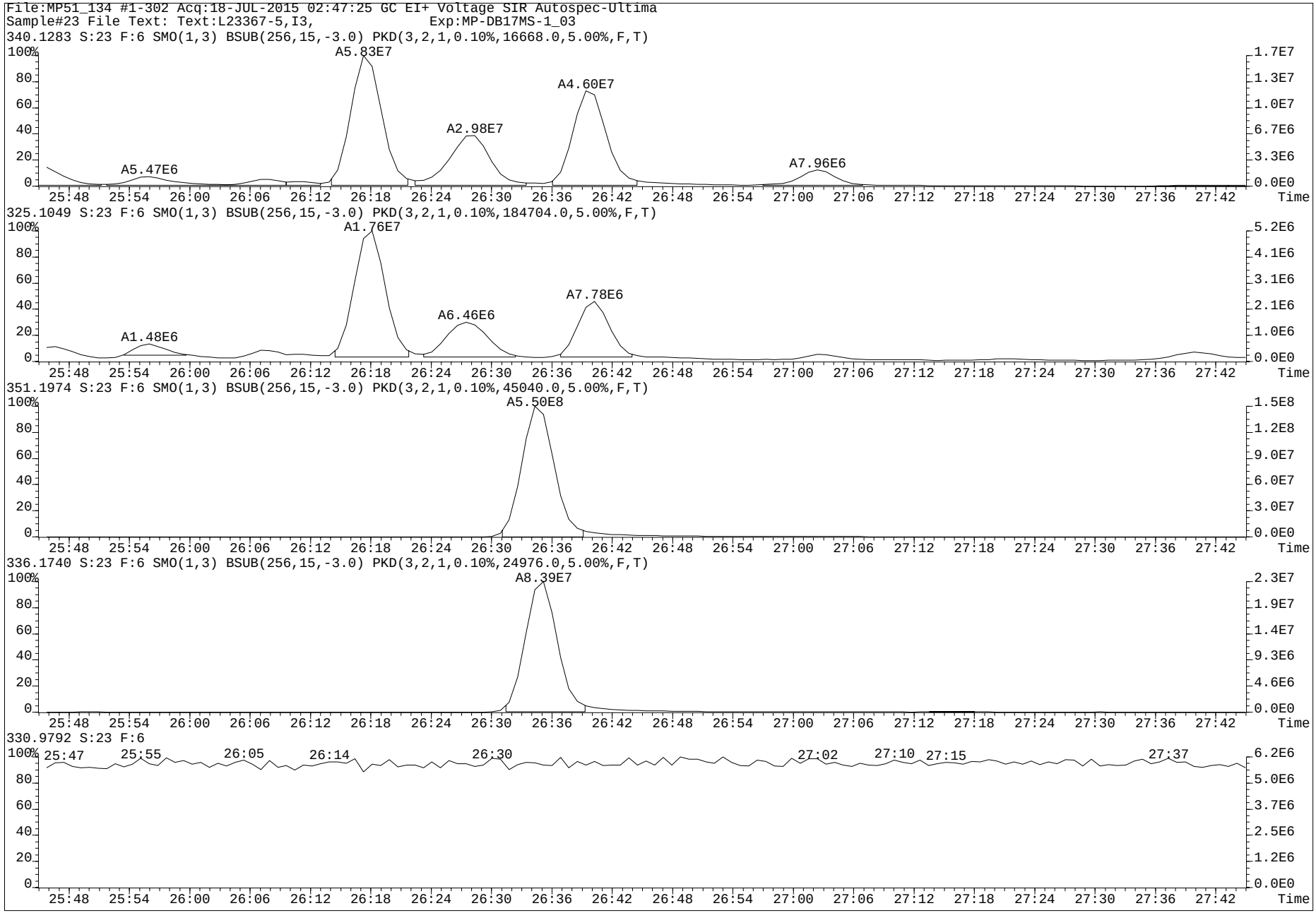
File:MP51_134 #1-302 Acq:18-JUL-2015 02:47:25 GC EI+ Voltage SIR Autospec-Ultima
Sample#23 File Text: Text:L23367-5,I3, Exp:MP-DB17MS-1_03
340.1283 S:23 F:6 SMO(1,3) BSUB(256,15,-3.0) PKD(3,2,1,0.10%,16668.0,5.00%,F,T)
A5.83E7
A4.60E7
A2.98E7
A5.47E6
A7.96E6
325.1049 S:23 F:6 SMO(1,3) BSUB(256,15,-3.0) PKD(3,2,1,0.10%,184704.0,5.00%,F,T)
A1.76E7
A7.78E6
A6.46E6
A1.48E6
351.1974 S:23 F:6 SMO(1,3) BSUB(256,15,-3.0) PKD(3,2,1,0.10%,45040.0,5.00%,F,T)
A5.50E8
336.1740 S:23 F:6 SMO(1,3) BSUB(256,15,-3.0) PKD(3,2,1,0.10%,24976.0,5.00%,F,T)
A8.39E7
330.9792 S:23 F:6
25:47
25:55
26:05
26:14
26:30
27:02
27:10
27:15
27:37
Time

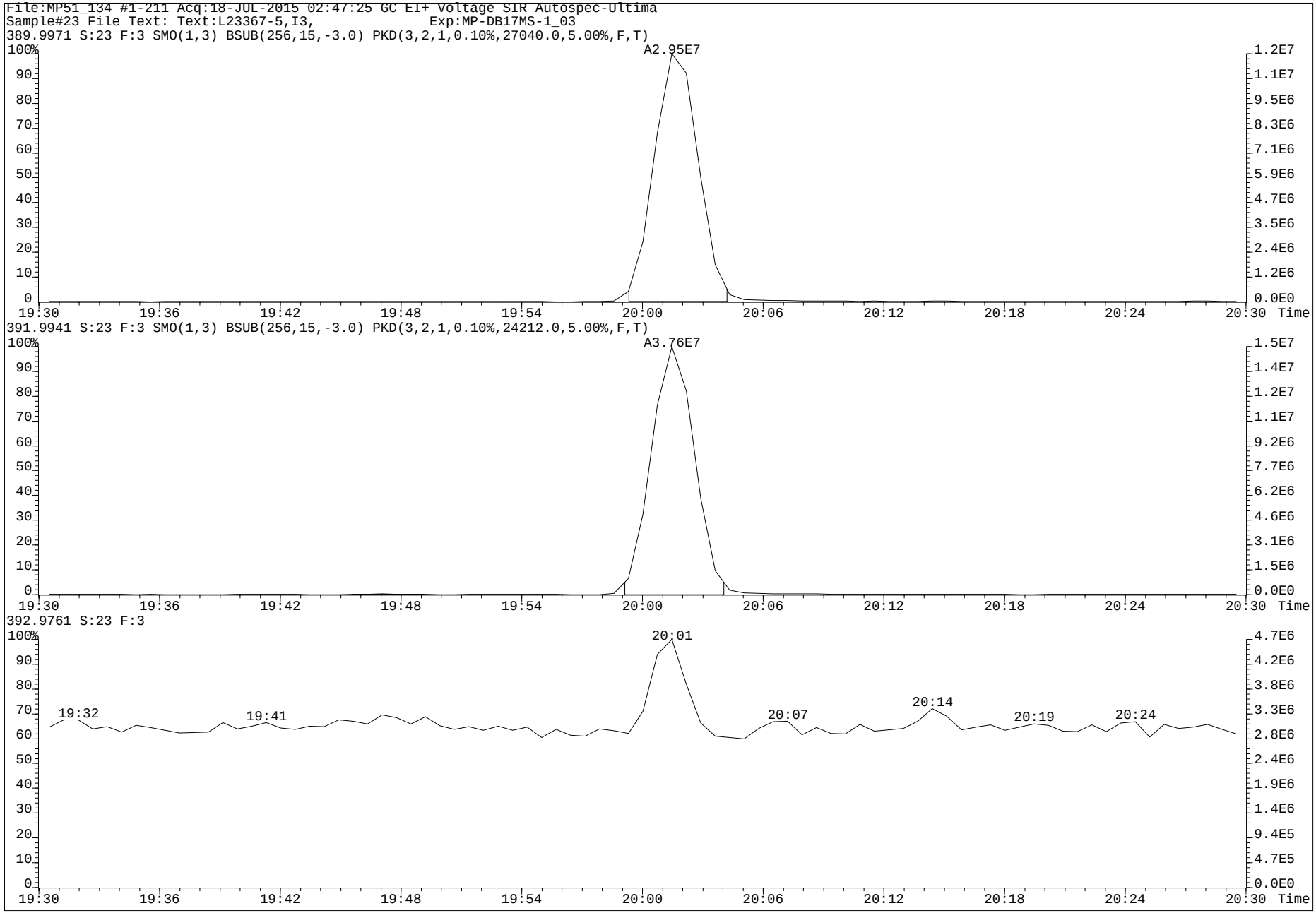
File:MP51_134 #1-211 Acq:18-JUL-2015 02:47:25 GC EI+ Voltage SIR Autospec-Ultima
Sample#23 File Text: Text:L23367-5,I3, Exp:MP-DB17MS-1_03
389.9971 S:23 F:3 SMO(1,3) BSUB(256,15,-3.0) PKD(3,2,1,0.10%,27040.0,5.00%,F,T)
A2.95E7
391.9941 S:23 F:3 SMO(1,3) BSUB(256,15,-3.0) PKD(3,2,1,0.10%,24212.0,5.00%,F,T)
A3.76E7
392.9761 S:23 F:3
20:01
19:32
19:41
20:07
20:14
20:19
20:24
Time

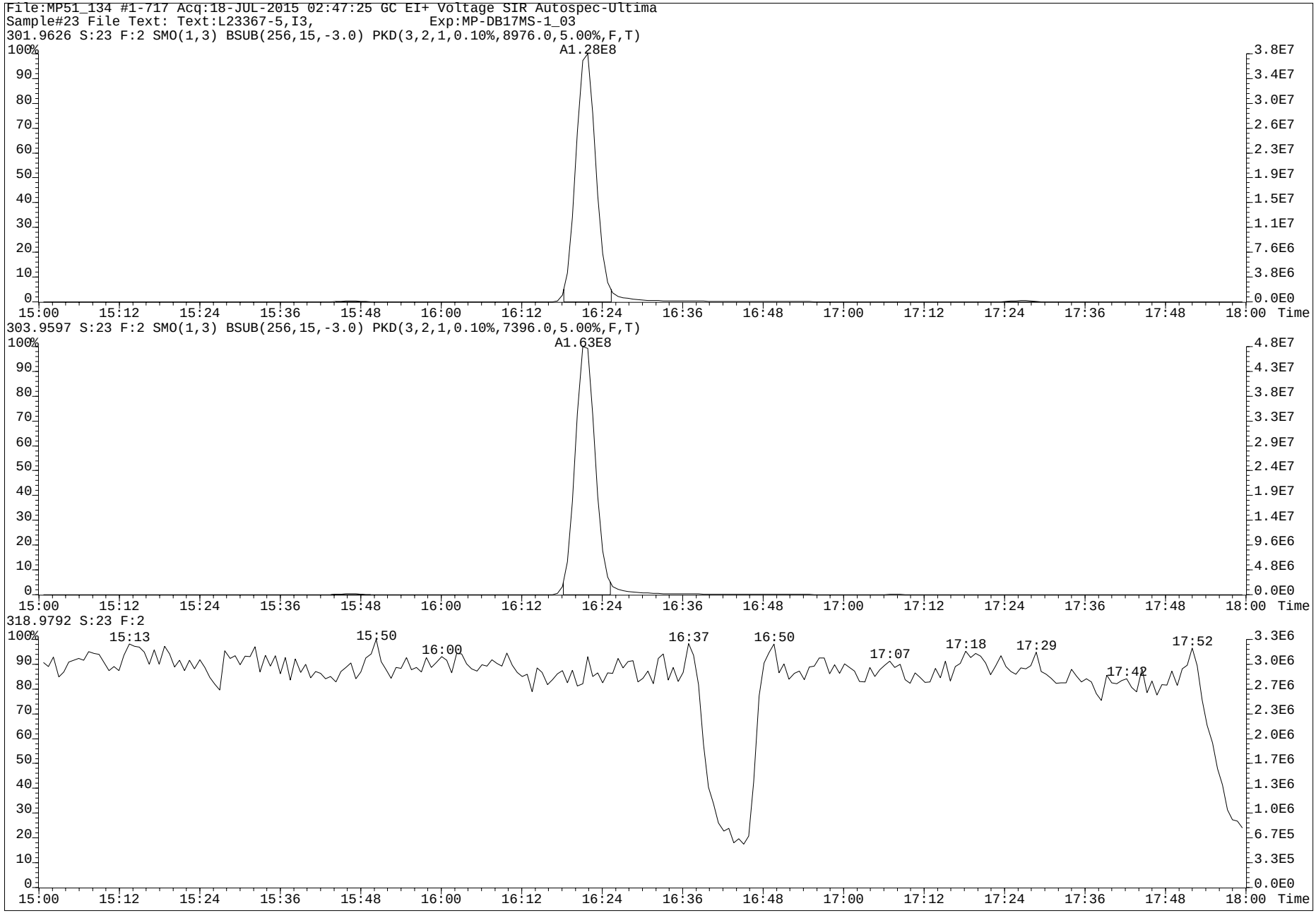
File:MP51_134 #1-717 Acq:18-JUL-2015 02:47:25 GC EI+ Voltage SIR Autospec-Ultima
Sample#23 File Text: Text:L23367-5,I3, Exp:MP-DB17MS-1_03
301.9626 S:23 F:2 SMO(1,3) BSUB(256,15,-3.0) PKD(3,2,1,0.10%,8976.0,5.00%,F,T)
A1.28E8
303.9597 S:23 F:2 SMO(1,3) BSUB(256,15,-3.0) PKD(3,2,1,0.10%,7396.0,5.00%,F,T)
A1.63E8
318.9792 S:23 F:2
15:13
15:50
16:00
16:37
16:50
17:07
17:18
17:29
17:42
17:52
Time

Run #14 Filename MP51_134 S: 25 I: 1 Acquired: 18-JUL-15 03:55:32 Processed: 20-JUL-15 14:49:24
Run: mp51_134-a Analyte: MP-DB17-S12 Cal: mp51_134-8a Results: mp51_134-b Version: V3.6 6-JAN-2000 17:51:42
Sample text: L23367-6,I3, Comments: 1,WG51611,2.0/200uL
sample size: ~~4.261000~~ 4 conc units: pg/~~g~~ml total toxicity: 2764.36 F1: 1.0000 F2: 1.0000

	Typ	Name	#Hom	Resp	RA		RT	Conc	Tox #1	DL	Rec	M?
1	Unk	1-OH-Naphthalene	1	6.36e+07	0.86	n	8:15	1448.375	145	640.9654	-	y
2	Unk	1-OH-Pyrene	1	3.25e+09	1.35	n	20:44	22478.335	2248	262.3076	-	n
3	Unk	3-OH-Chrysene	1	6.95e+07	0.62	n	22:59	818.233	82	1944.7187	-	y
4	Unk	3-OH-Benz[a]anthracene	1	1.06e+07	1.84	n	23:12	98.049	49	1484.5727	-	y
5	Unk	7,8-OH-Benzo[a]pyrene-C	0	*	*	n	NotFnd	*	*	*	-	n
6	Unk	7,8-OH-Benzo[a]pyrene-T	0	*	*	n	NotFnd	*	*	*	-	n
7	Unk	7,8-OH-Benzo[a]pyrene-3	0	*	*	n	NotFnd	*	*	*	-	n
8	Unk	9-OH-Benzo[a]pyrene	1	3.43e+07	4.18	n	26:29	894.529	89	67.8536	-	n
9	Unk	3-OH-Benzo[a]pyrene	1	5.57e+07	5.35	n	26:41	1513.931	151	90.8332	-	n
10	Unk	7,8-OH-Benzo[a]pyrene-4	0	*	*	n	NotFnd	*	*	*	-	n
11	IS	13C6-1-OH-Naphthalene	1	4.30e+08	0.78	n	8:15	3179.879	-	335.9923	27.1	n
12	IS	13C6-1-OH-Pyrene	1	1.68e+09	3.18	n	20:44	9139.770	-	116.7284	77.9	n
13	IS	13C6-1-OH-BAA	1	1.30e+09	2.31	n	22:27	9139.748	-	197.6843	77.3	n
14	IS	13C6-3-OH-Chrysene	1	1.24e+09	1.95	n	23:00	7668.167	-	174.5507	64.7	n
15	IS	D11-3-OH-Benzo[a]pyrene	1	6.69e+08	6.46	n	26:36	9545.689	-	12.1703	81.8	n
16	IS	13C-CL4-OH-PCB-79	1	6.86e+07	0.79	y	20:03	2701.880	-	16.5455	115.1	n
17	IS	13C-CL4-PCB-79	0	*	*	n	NotFnd	*	-	*	Div0	n
18	RS	13C-CL4-PCB-81	1	2.83e+08	0.79	y	16:22	20.987	-	-	-	n
19	Tot	Fn1 Lock	-	-			-	-	-	-	-	n
20	Tot	Fn2 Lock	-	-			-	-	-	-	-	n
21	Tot	Fn3 Lock	-	-			-	-	-	-	-	n
22	Tot	Fn4 Lock	-	-			-	-	-	-	-	n
23	Tot	Fn4 Lock	-	-			-	-	-	-	-	n
24	Tot	Fn5 Lock	-	-			-	-	-	-	-	n
25	Tot	Fn6 Lock	-	-			-	-	-	-	-	n

x conc. & DL
my
1.065

PV AS 23-JUL-2015

SV fry MW
28-July-2015

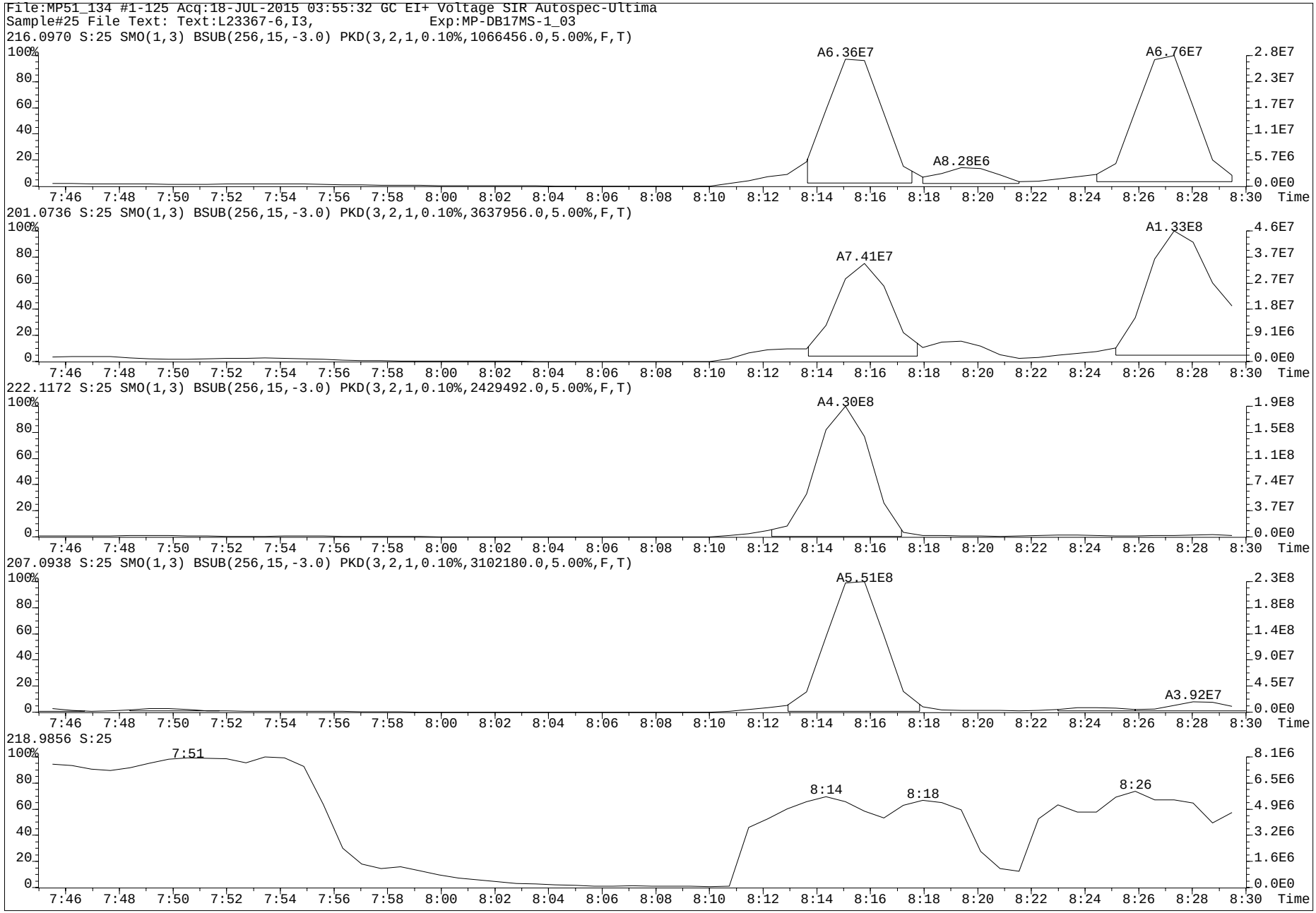
File:MP51_134 #1-125 Acq:18-JUL-2015 03:55:32 GC EI+ Voltage SIR Autospec-Ultima
Sample#25 File Text: Text:L23367-6,I3, Exp:MP-DB17MS-1_03
216.0970 S:25 SMO(1,3) BSUB(256,15,-3.0) PKD(3,2,1,0.10%,1066456.0,5.00%,F,T)
A6.36E7
A8.28E6
A6.76E7
201.0736 S:25 SMO(1,3) BSUB(256,15,-3.0) PKD(3,2,1,0.10%,3637956.0,5.00%,F,T)
A7.41E7
A1.33E8
222.1172 S:25 SMO(1,3) BSUB(256,15,-3.0) PKD(3,2,1,0.10%,2429492.0,5.00%,F,T)
A4.30E8
207.0938 S:25 SMO(1,3) BSUB(256,15,-3.0) PKD(3,2,1,0.10%,3102180.0,5.00%,F,T)
A5.51E8
A3.92E7
218.9856 S:25
7:51
8:14
8:18
8:26
Time

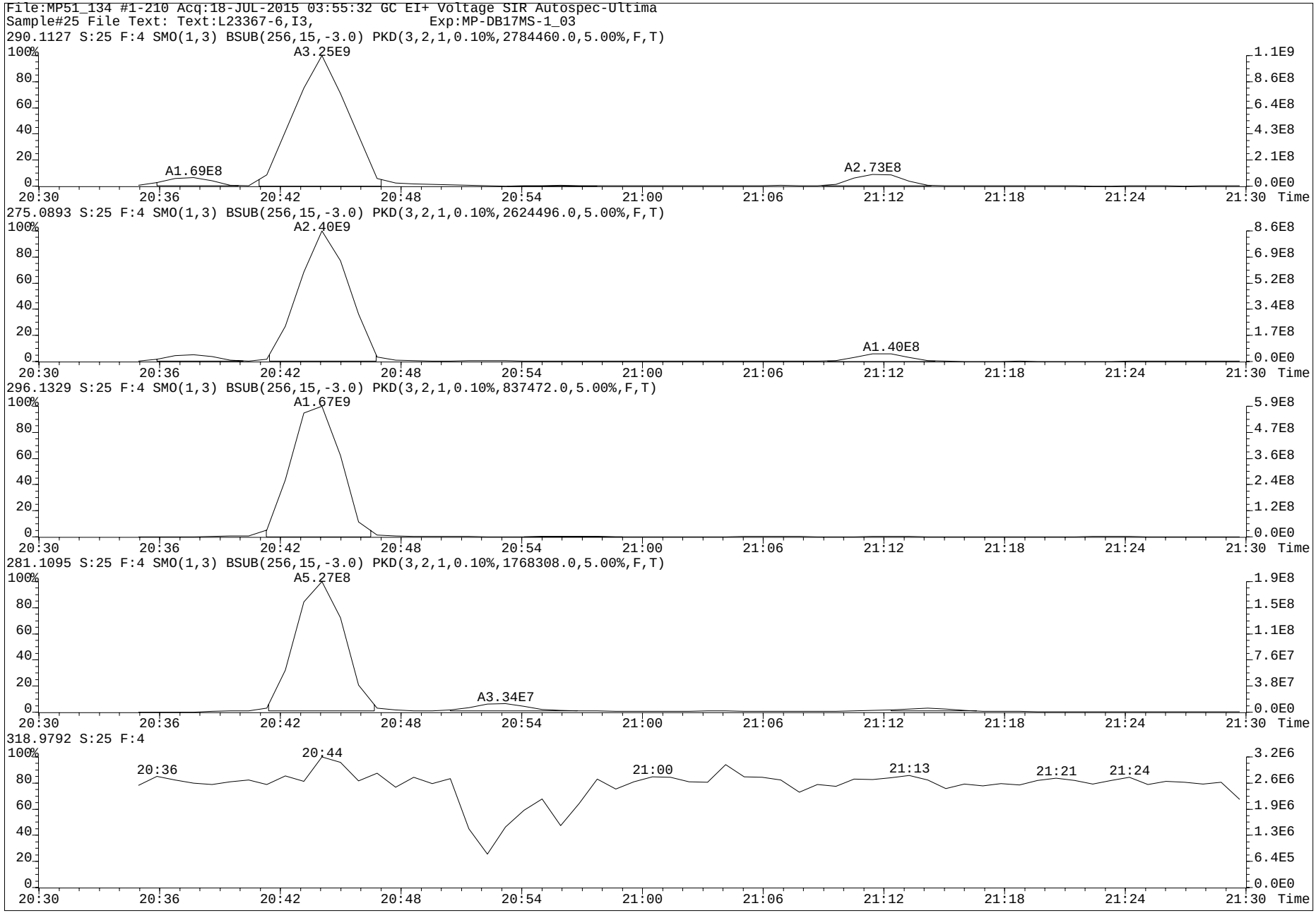
File:MP51_134 #1-210 Acq:18-JUL-2015 03:55:32 GC EI+ Voltage SIR Autospec-Ultima
Sample#25 File Text: Text:L23367-6,I3, Exp:MP-DB17MS-1_03
290.1127 S:25 F:4 SMO(1,3) BSUB(256,15,-3.0) PKD(3,2,1,0.10%,2784460.0,5.00%,F,T)
A3.25E9
A1.69E8
A2.73E8
275.0893 S:25 F:4 SMO(1,3) BSUB(256,15,-3.0) PKD(3,2,1,0.10%,2624496.0,5.00%,F,T)
A2.40E9
A1.40E8
296.1329 S:25 F:4 SMO(1,3) BSUB(256,15,-3.0) PKD(3,2,1,0.10%,837472.0,5.00%,F,T)
A1.67E9
281.1095 S:25 F:4 SMO(1,3) BSUB(256,15,-3.0) PKD(3,2,1,0.10%,1768308.0,5.00%,F,T)
A5.27E8
A3.34E7
318.9792 S:25 F:4
20:44
20:36
21:00
21:13
21:21
21:24
Time

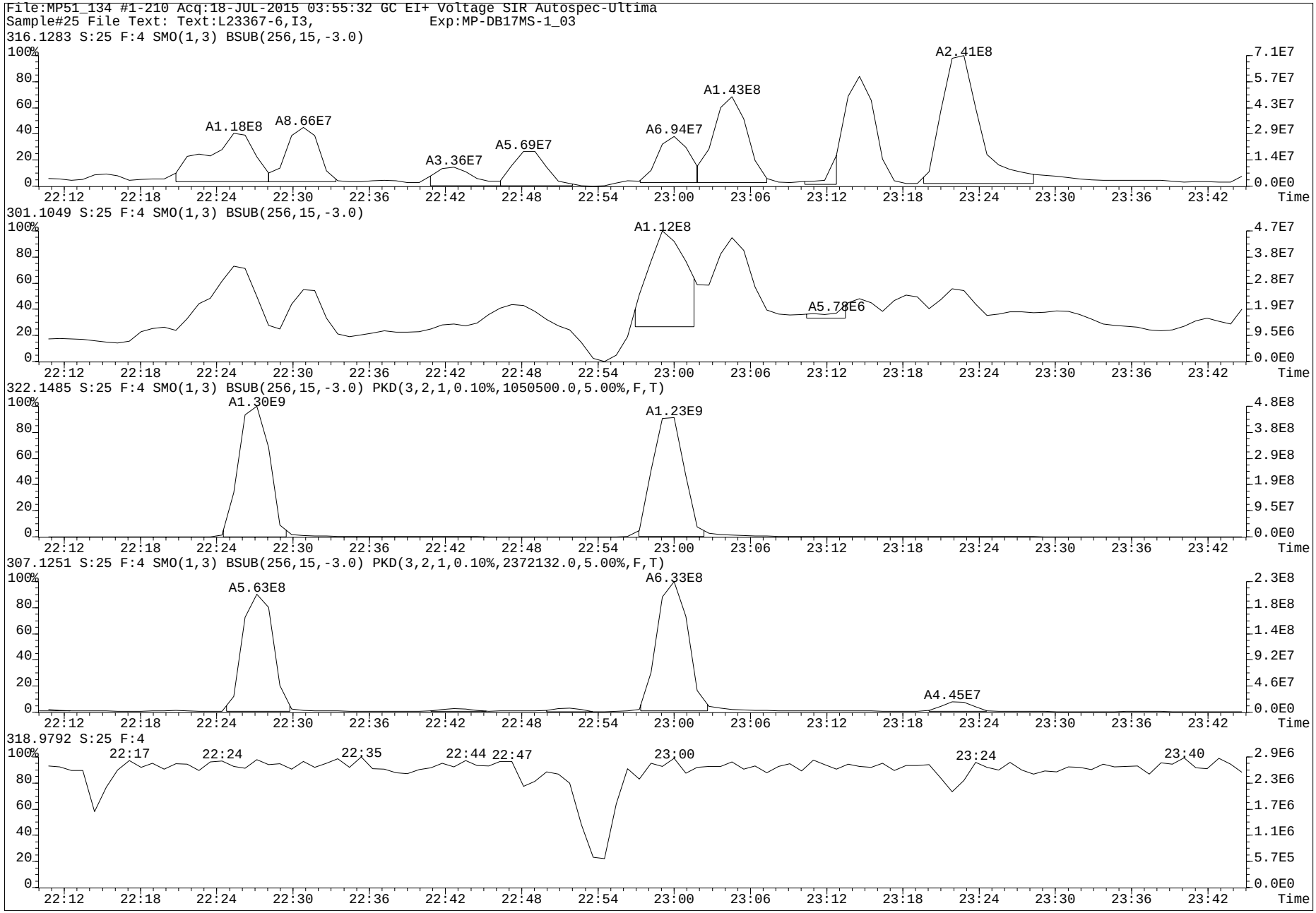
File:MP51_134 #1-210 Acq:18-JUL-2015 03:55:32 GC EI+ Voltage SIR Autospec-Ultima
Sample#25 File Text: Text:L23367-6,I3, Exp:MP-DB17MS-1_03
316.1283 S:25 F:4 SMO(1,3) BSUB(256,15,-3.0)
A1.18E8
A8.66E7
A3.36E7
A5.69E7
A6.94E7
A1.43E8
A2.41E8
301.1049 S:25 F:4 SMO(1,3) BSUB(256,15,-3.0)
A1.12E8
A5.78E6
322.1485 S:25 F:4 SMO(1,3) BSUB(256,15,-3.0) PKD(3,2,1,0.10%,1050500.0,5.00%,F,T)
A1.30E9
A1.23E9
307.1251 S:25 F:4 SMO(1,3) BSUB(256,15,-3.0) PKD(3,2,1,0.10%,2372132.0,5.00%,F,T)
A5.63E8
A6.33E8
A4.45E7
318.9792 S:25 F:4
22:17
22:24
22:35
22:44
22:47
23:00
23:24
23:40
Time

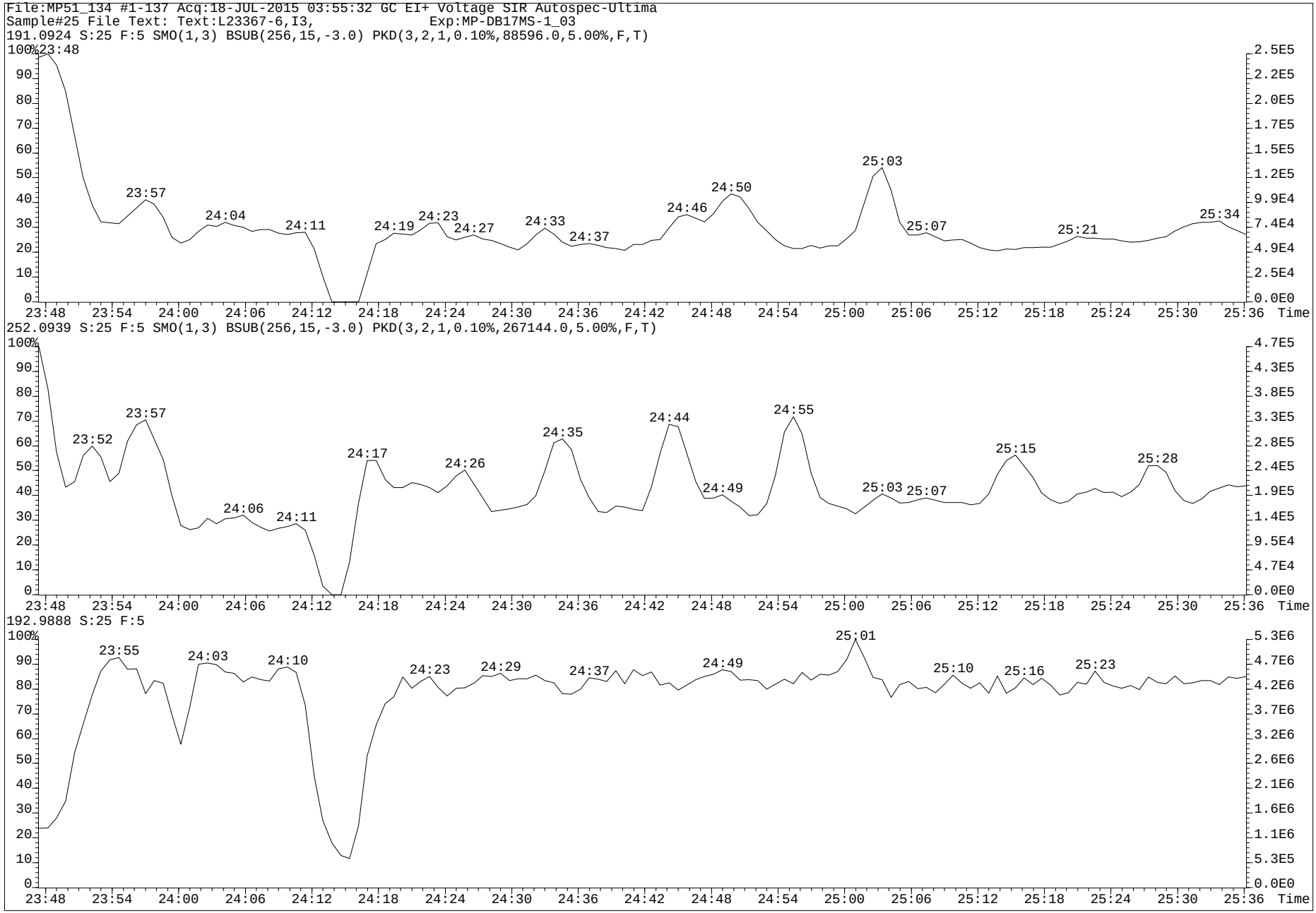
File:MP51_134 #1-137 Acq:18-JUL-2015 03:55:32 GC EI+ Voltage SIR Autospec-Ultima
Sample#25 File Text: Text:L23367-6,I3, Exp:MP-DB17MS-1_03
191.0924 S:25 F:5 SMO(1,3) BSUB(256,15,-3.0) PKD(3,2,1,0.10%,88596.0,5.00%,F,T)
252.0939 S:25 F:5 SMO(1,3) BSUB(256,15,-3.0) PKD(3,2,1,0.10%,267144.0,5.00%,F,T)
192.9888 S:25 F:5
Time

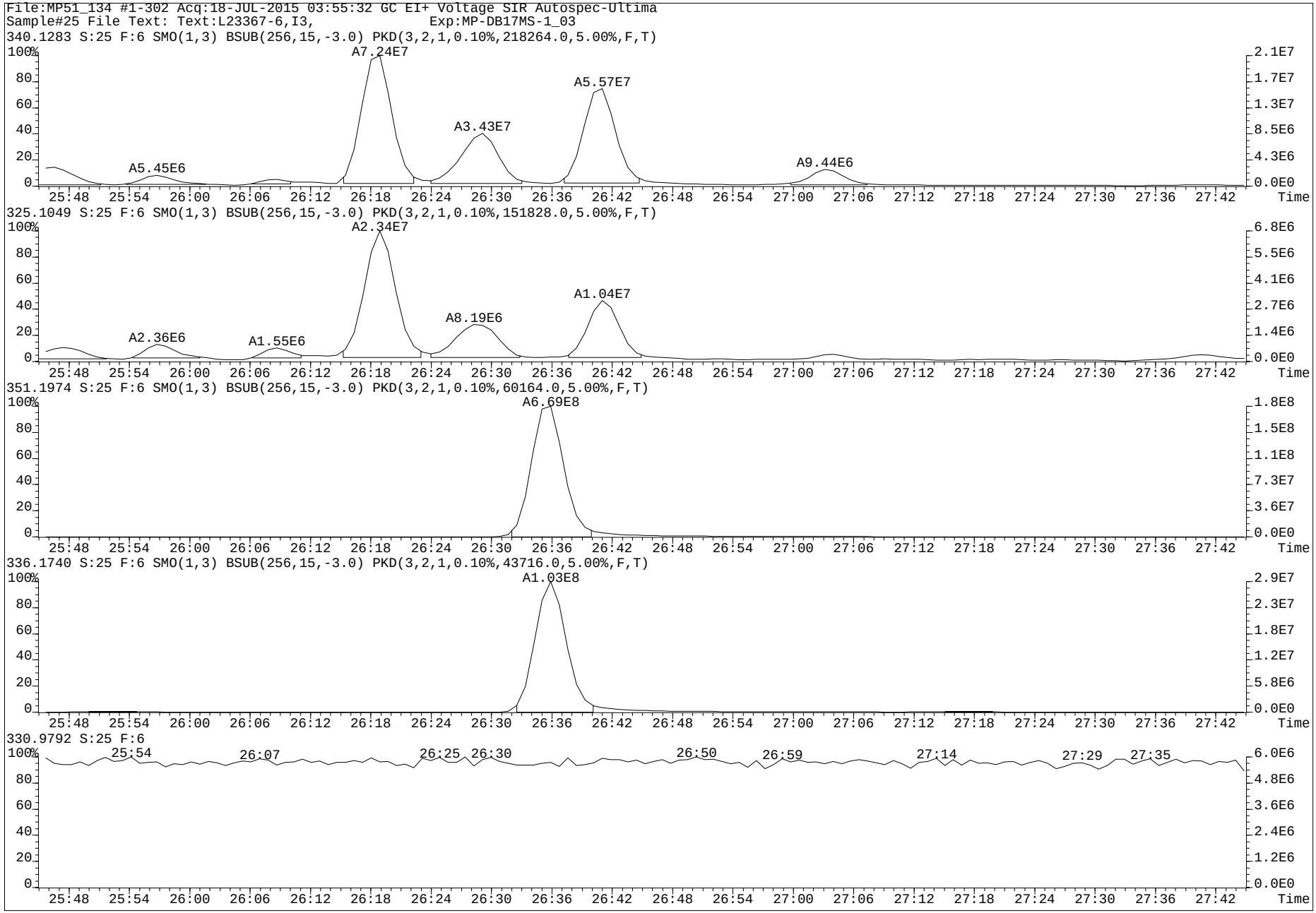
File:MP51_134 #1-302 Acq:18-JUL-2015 03:55:32 GC EI+ Voltage SIR Autospec-Ultima
Sample#25 File Text: Text:L23367-6,I3, Exp:MP-DB17MS-1_03
340.1283 S:25 F:6 SMO(1,3) BSUB(256,15,-3.0) PKD(3,2,1,0.10%,218264.0,5.00%,F,T)
A7.24E7
A5.57E7
A3.43E7
A5.45E6
A9.44E6
325.1049 S:25 F:6 SMO(1,3) BSUB(256,15,-3.0) PKD(3,2,1,0.10%,151828.0,5.00%,F,T)
A2.34E7
A1.04E7
A8.19E6
A2.36E6
A1.55E6
351.1974 S:25 F:6 SMO(1,3) BSUB(256,15,-3.0) PKD(3,2,1,0.10%,60164.0,5.00%,F,T)
A6.69E8
336.1740 S:25 F:6 SMO(1,3) BSUB(256,15,-3.0) PKD(3,2,1,0.10%,43716.0,5.00%,F,T)
A1.03E8
330.9792 S:25 F:6
Time

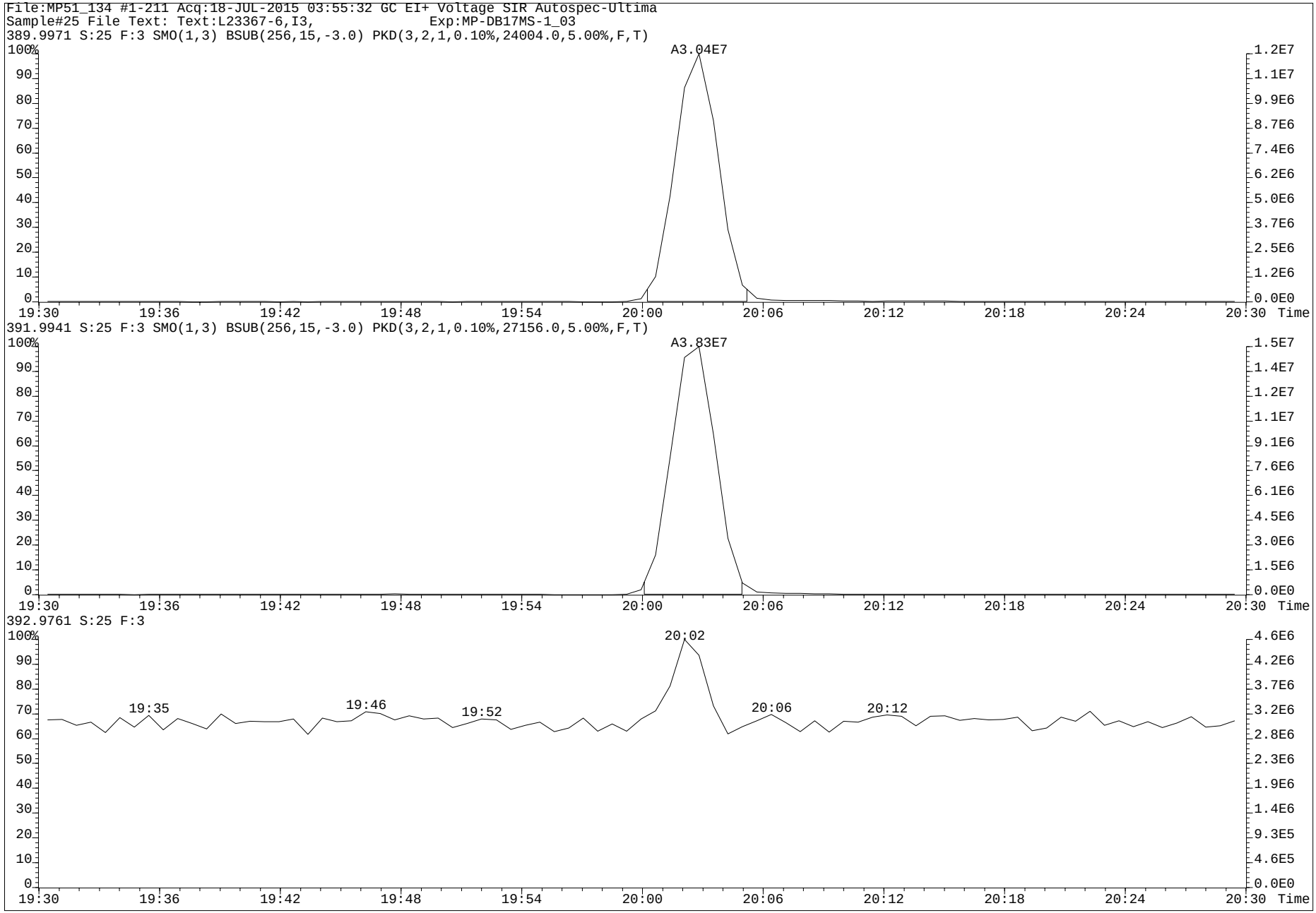
File:MP51_134 #1-211 Acq:18-JUL-2015 03:55:32 GC EI+ Voltage SIR Autospec-Ultima
Sample#25 File Text: Text:L23367-6,I3, Exp:MP-DB17MS-1_03
389.9971 S:25 F:3 SMO(1,3) BSUB(256,15,-3.0) PKD(3,2,1,0.10%,24004.0,5.00%,F,T)
A3.04E7
391.9941 S:25 F:3 SMO(1,3) BSUB(256,15,-3.0) PKD(3,2,1,0.10%,27156.0,5.00%,F,T)
A3.83E7
392.9761 S:25 F:3
20:02
19:35
19:46
19:52
20:06
20:12
Time

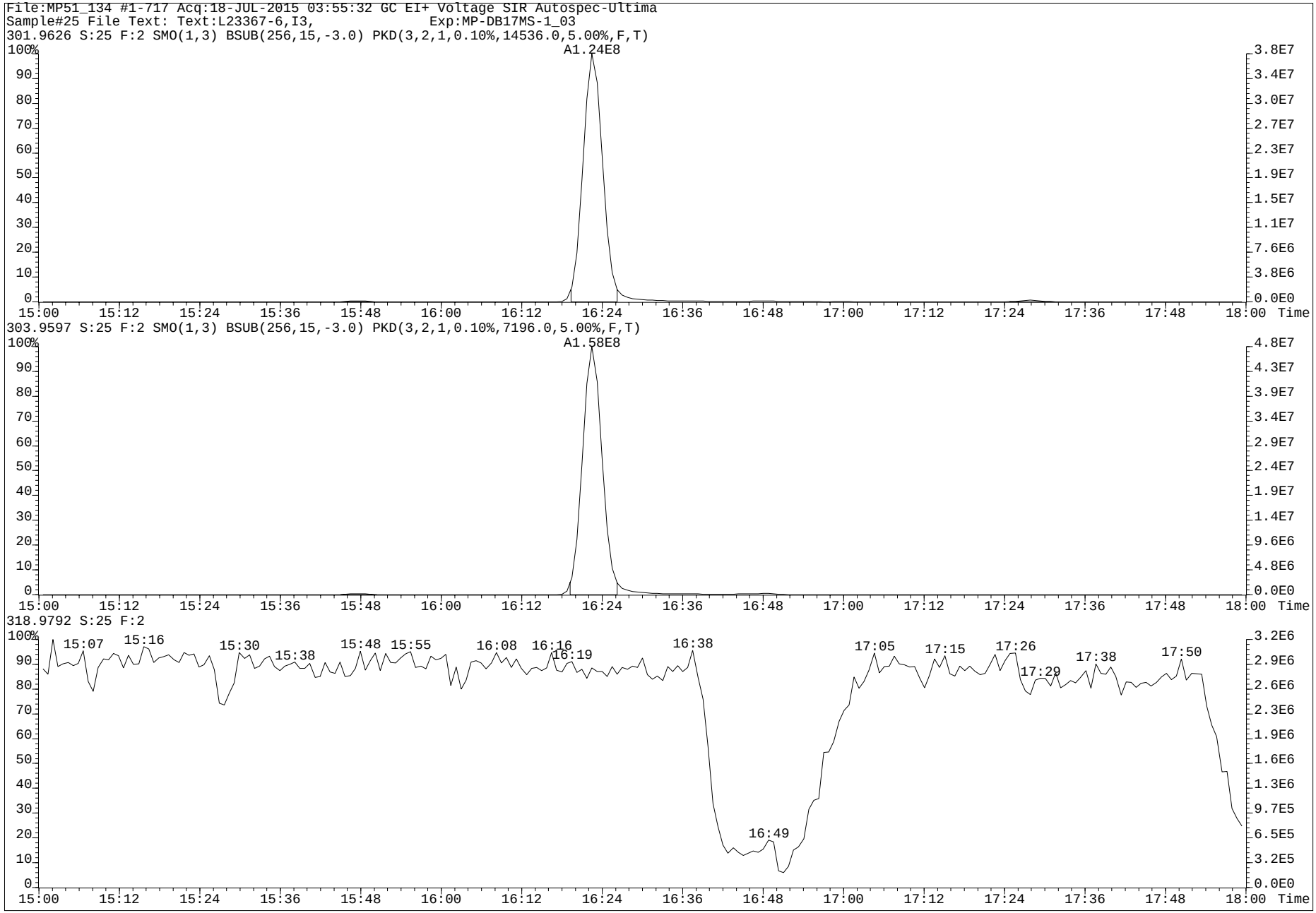
File:MP51_134 #1-717 Acq:18-JUL-2015 03:55:32 GC EI+ Voltage SIR Autospec-Ultima
Sample#25 File Text: Text:L23367-6,I3, Exp:MP-DB17MS-1_03
301.9626 S:25 F:2 SMO(1,3) BSUB(256,15,-3.0) PKD(3,2,1,0.10%,14536.0,5.00%,F,T)
A1.24E8
303.9597 S:25 F:2 SMO(1,3) BSUB(256,15,-3.0) PKD(3,2,1,0.10%,7196.0,5.00%,F,T)
A1.58E8
318.9792 S:25 F:2
15:07
15:16
15:30
15:38
15:48
15:55
16:08
16:16
16:19
16:38
16:49
17:05
17:15
17:26
17:29
17:38
17:50
Time

www.axysanalytical.com

Run #10 Filename MP51_119G S: 11 I: 1 Acquired: 27-JUN-15 03:37:06 Processed: 29-JUN-15 11:03:53
Run: mp51_119g-a Analyte: MP-DB17-S12 Cal: mp51_119g-8a Results: mp51_119g-a Version: V3.6 6-JAN-2000 17:51:42
Sample text: L23367-7,W, Comments: 4,WG51611,1.0/800uL
sample size: 4.230000 conc units: pg/uL total toxicity: 39155.» F1: 1.0000 F2: 1.0000

	Typ	Name	#Hom	Resp	RA		RT	Conc	Tox #1	DL	Rec	M?
1	Unk	1-OH-Naphthalene	1	5.36e+07	1.02	n	8:09	4746.977	475	887.0932	-	n
2	Unk	1-OH-Pyrene	1	4.15e+09	1.30	n	20:46	260914.086	26091	1879.5093	-	n
3	Unk	3-OH-Chrysene	1	4.21e+08	2.01	n	23:03	41559.535	4156	3587.9357	-	y
4	Unk	3-OH-Benz[a]anthracene	1	4.02e+07	2.24	n	23:13	2801.530	1401	2482.1444	-	y
5	Unk	7,8-OH-Benzo[a]pyrene-C	0	*	*	n	NotFnd	*	*	*	-	n
6	Unk	7,8-OH-Benzo[a]pyrene-T	0	*	*	n	NotFnd	*	*	*	-	n
7	Unk	7,8-OH-Benzo[a]pyrene-3	0	*	*	n	NotFnd	*	*	*	-	y
8	Unk	9-OH-Benzo[a]pyrene	1	1.51e+08	5.48	n	26:36	19763.377	1976	307.5613	-	y
9	Unk	3-OH-Benzo[a]pyrene	1	3.45e+08	4.95	n	26:47	50565.583	5057	444.3887	-	y
10	Unk	7,8-OH-Benzo[a]pyrene-4	0	*	*	n	NotFnd	*	*	*	-	y
11	IS	13C6-1-OH-Naphthalene	1	1.21e+08	0.78	n	8:09	6723.007	-	1330.6879	56.9	n
12	IS	13C6-1-OH-Pyrene	1	1.84e+08	3.26	n	20:46	9487.894	-	437.0418	80.3	n
13	IS	13C6-1-OH-BAA	1	1.62e+08	2.40	n	22:29	8251.836	-	541.9297	69.3	n
14	IS	13C6-3-OH-Chrysene	1	1.61e+08	2.12	n	23:03	7681.581	-	507.4219	64.3	n
15	IS	D11-3-OH-Benzo[a]pyrene	1	8.89e+07	6.02	n	26:43	6305.176	-	20.1426	53.6	n
16	IS	13C-CL4-OH-PCB-79	1	4.18e+06	0.67	y	20:04	1411.992	-	1352.9605	59.7	n
17	IS	13C-CL4-PCB-79	0	*	*	n	NotFnd	*	-	*	Div0	n
18	RS	13C-CL4-PCB-81	1	3.38e+07	0.78	y	16:26	2.563	-	-	-	n
19	Tot	Fn1 Lock	-	-			-	-	-	-	-	n
20	Tot	Fn2 Lock	-	-			-	-	-	-	-	n
21	Tot	Fn3 Lock	-	-			-	-	-	-	-	n
22	Tot	Fn4 Lock	-	-			-	-	-	-	-	n
23	Tot	Fn4 Lock	-	-			-	-	-	-	-	n
24	Tot	Fn5 Lock	-	-			-	-	-	-	-	n
25	Tot	Fn6 Lock	-	-			-	-	-	-	-	n

x Report only.

PV AS 23-JUL-2015

x Lower DL by 1.058

Sr Rej now 26-July-2015

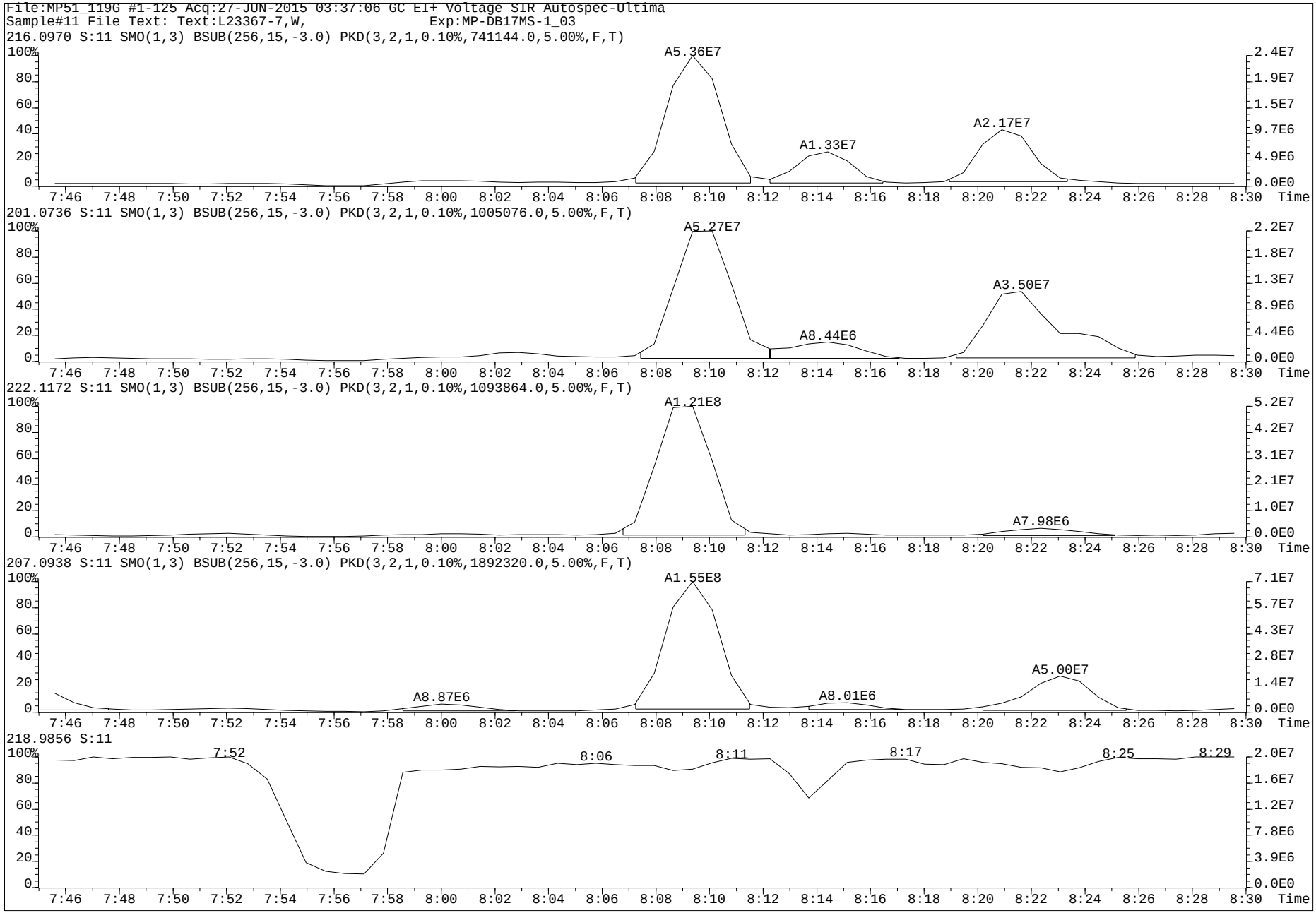
File:MP51_119G #1-125 Acq:27-JUN-2015 03:37:06 GC EI+ Voltage SIR Autospec-Ultima
Sample#11 File Text: Text:L23367-7,W, Exp:MP-DB17MS-1_03
216.0970 S:11 SMO(1,3) BSUB(256,15,-3.0) PKD(3,2,1,0.10%,741144.0,5.00%,F,T)
A5.36E7
A1.33E7
A2.17E7
201.0736 S:11 SMO(1,3) BSUB(256,15,-3.0) PKD(3,2,1,0.10%,1005076.0,5.00%,F,T)
A5.27E7
A8.44E6
A3.50E7
222.1172 S:11 SMO(1,3) BSUB(256,15,-3.0) PKD(3,2,1,0.10%,1093864.0,5.00%,F,T)
A1.21E8
A7.98E6
207.0938 S:11 SMO(1,3) BSUB(256,15,-3.0) PKD(3,2,1,0.10%,1892320.0,5.00%,F,T)
A1.55E8
A8.87E6
A8.01E6
A5.00E7
218.9856 S:11
7:52
8:06
8:11
8:17
8:25
8:29
Time

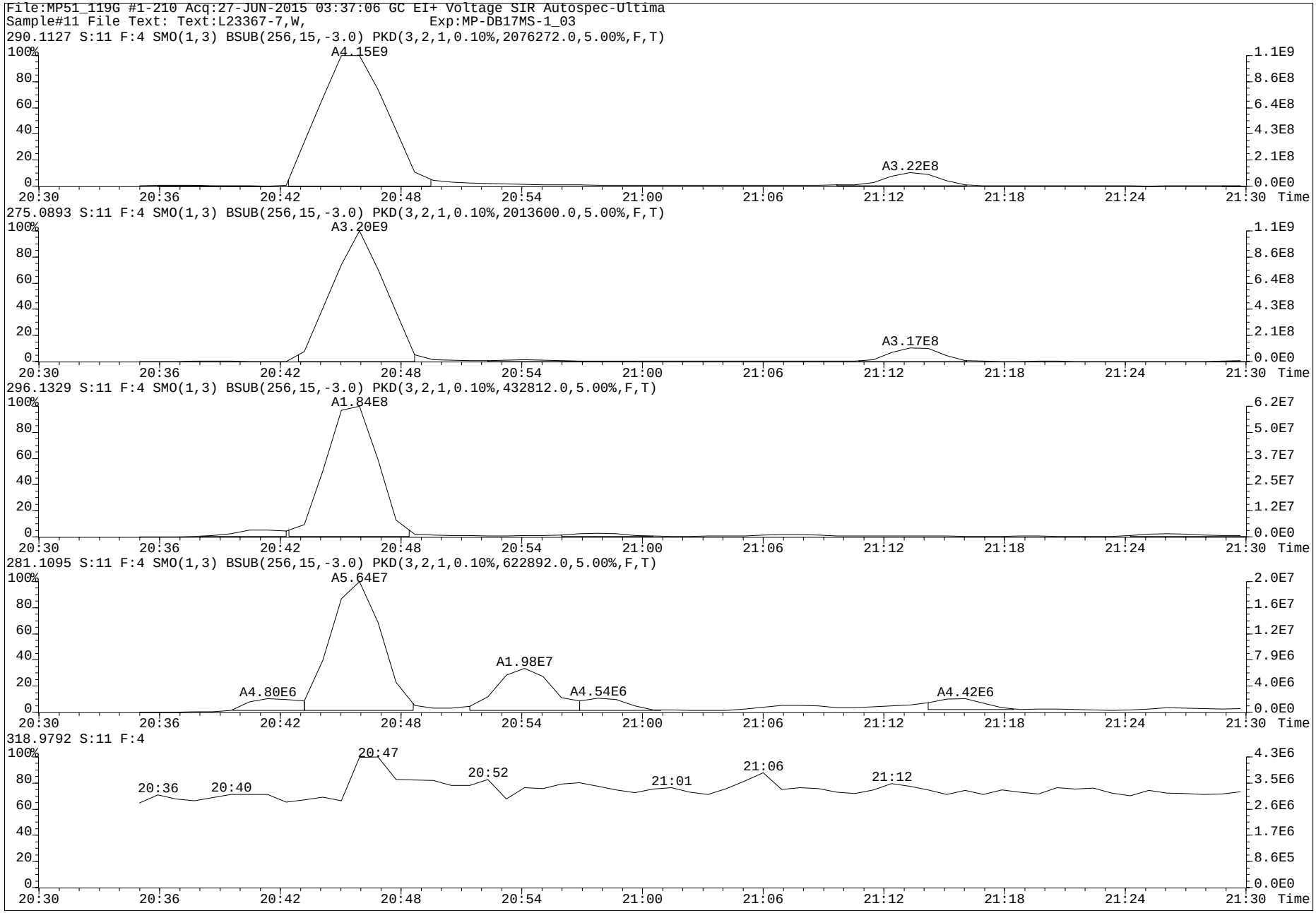
File:MP51_119G #1-210 Acq:27-JUN-2015 03:37:06 GC EI+ Voltage SIR Autospec-Ultima
Sample#11 File Text: Text:L23367-7,W, Exp:MP-DB17MS-1_03
290.1127 S:11 F:4 SMO(1,3) BSUB(256,15,-3.0) PKD(3,2,1,0.10%,2076272.0,5.00%,F,T)
A4.15E9
A3.22E8
275.0893 S:11 F:4 SMO(1,3) BSUB(256,15,-3.0) PKD(3,2,1,0.10%,2013600.0,5.00%,F,T)
A3.20E9
A3.17E8
296.1329 S:11 F:4 SMO(1,3) BSUB(256,15,-3.0) PKD(3,2,1,0.10%,432812.0,5.00%,F,T)
A1.84E8
281.1095 S:11 F:4 SMO(1,3) BSUB(256,15,-3.0) PKD(3,2,1,0.10%,622892.0,5.00%,F,T)
A5.64E7
A1.98E7
A4.80E6
A4.54E6
A4.42E6
318.9792 S:11 F:4
20:47
20:52
21:06
20:36
20:40
21:01
21:12
Time

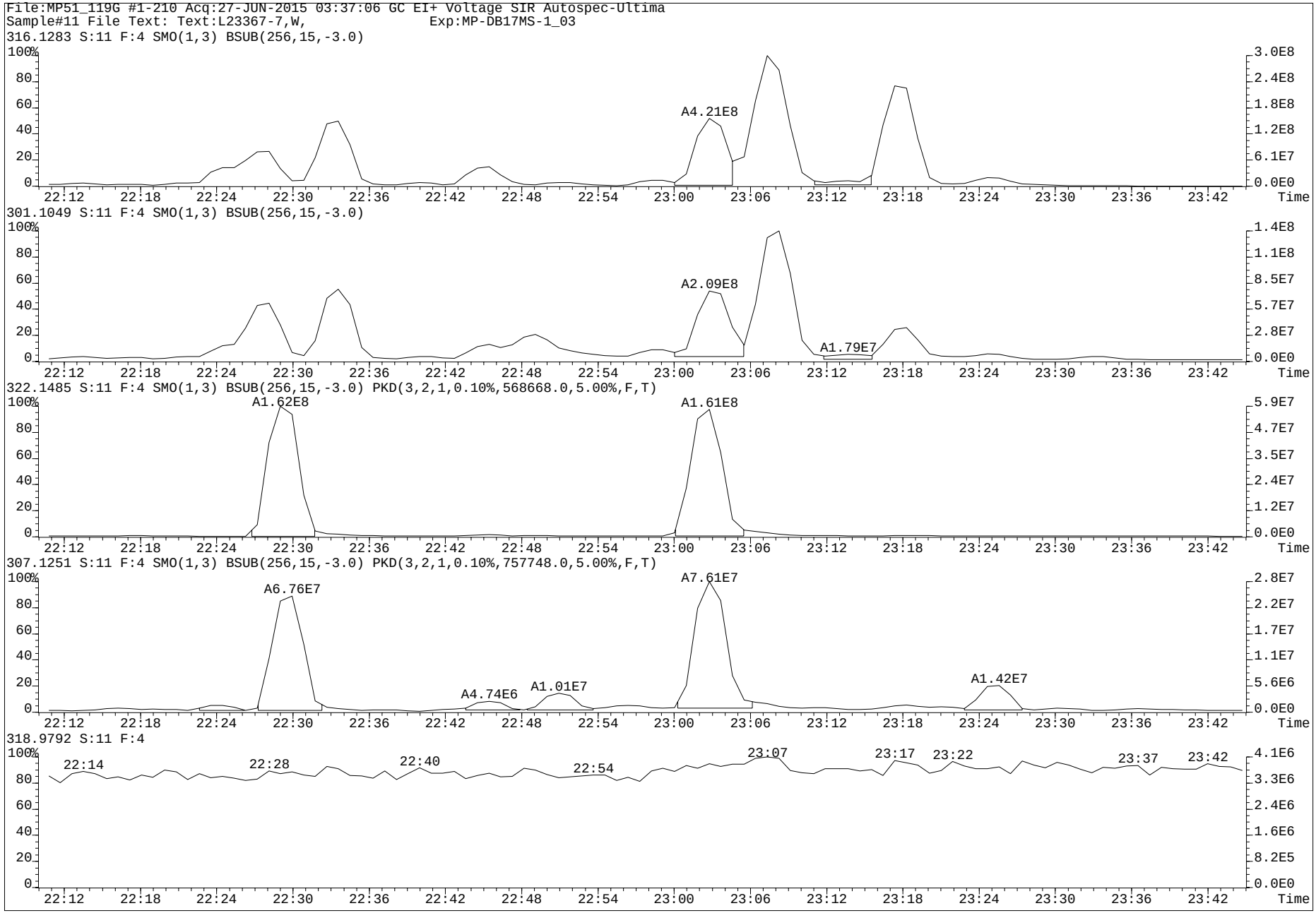
File:MP51_119G #1-210 Acq:27-JUN-2015 03:37:06 GC EI+ Voltage SIR Autospec-Ultima
Sample#11 File Text: Text:L23367-7,W, Exp:MP-DB17MS-1_03
316.1283 S:11 F:4 SMO(1,3) BSUB(256,15,-3.0)
A4.21E8
301.1049 S:11 F:4 SMO(1,3) BSUB(256,15,-3.0)
A2.09E8
A1.79E7
322.1485 S:11 F:4 SMO(1,3) BSUB(256,15,-3.0) PKD(3,2,1,0.10%,568668.0,5.00%,F,T)
A1.62E8
A1.61E8
307.1251 S:11 F:4 SMO(1,3) BSUB(256,15,-3.0) PKD(3,2,1,0.10%,757748.0,5.00%,F,T)
A6.76E7
A7.61E7
A4.74E6
A1.01E7
A1.42E7
318.9792 S:11 F:4
22:14
22:28
22:40
22:54
23:07
23:17
23:22
23:37
23:42
Time

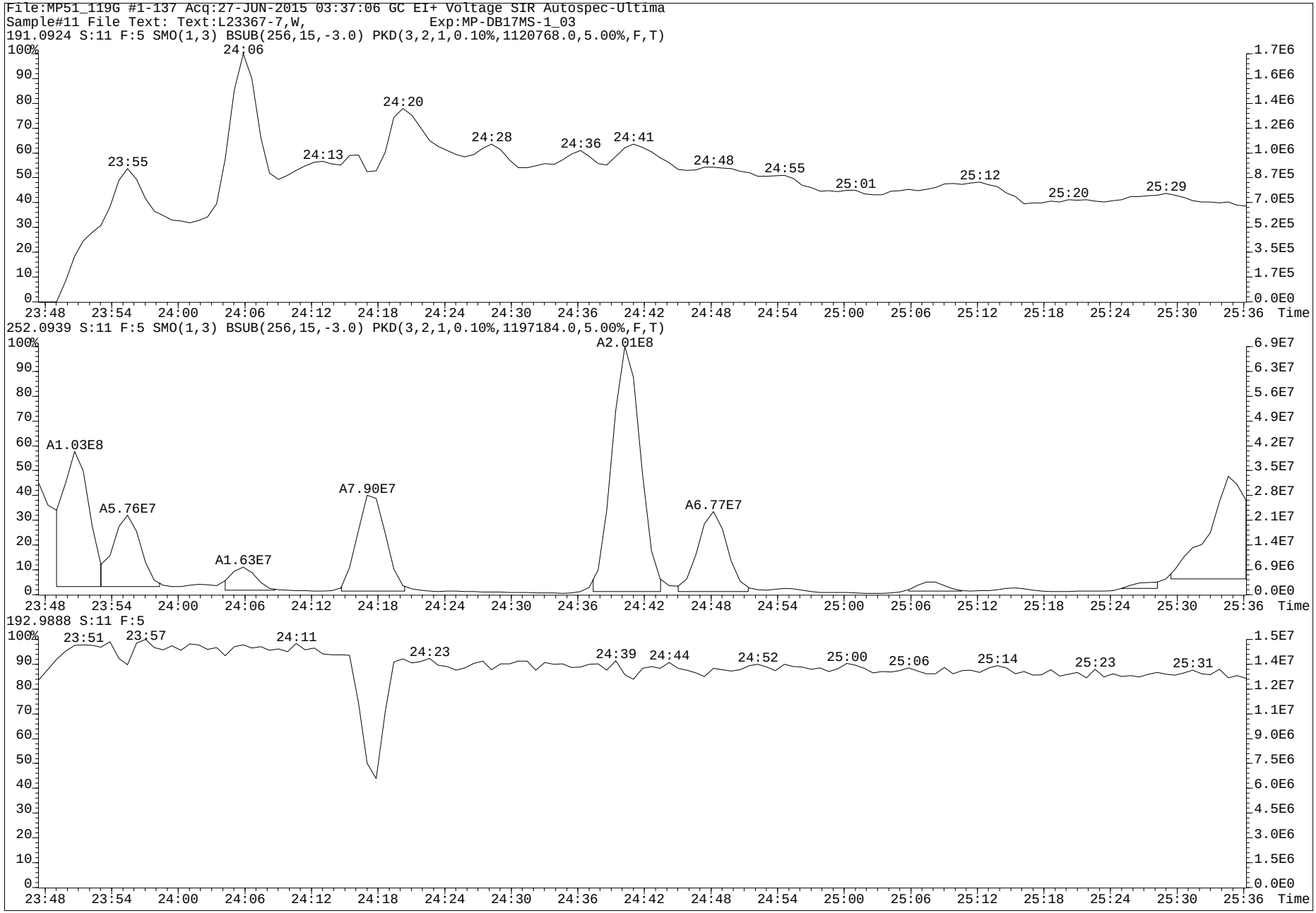
File:MP51_119G #1-137 Acq:27-JUN-2015 03:37:06 GC EI+ Voltage SIR Autospec-Ultima
Sample#11 File Text: Text:L23367-7,W, Exp:MP-DB17MS-1_03
191.0924 S:11 F:5 SMO(1,3) BSUB(256,15,-3.0) PKD(3,2,1,0.10%,1120768.0,5.00%,F,T)
24:06
23:55
24:13
24:20
24:28
24:36
24:41
24:48
24:55
25:01
25:12
25:20
25:29
252.0939 S:11 F:5 SMO(1,3) BSUB(256,15,-3.0) PKD(3,2,1,0.10%,1197184.0,5.00%,F,T)
A2.01E8
A1.03E8
A5.76E7
A7.90E7
A1.63E7
A6.77E7
192.9888 S:11 F:5
23:51
23:57
24:11
24:23
24:39
24:44
24:52
25:00
25:06
25:14
25:23
25:31
Time

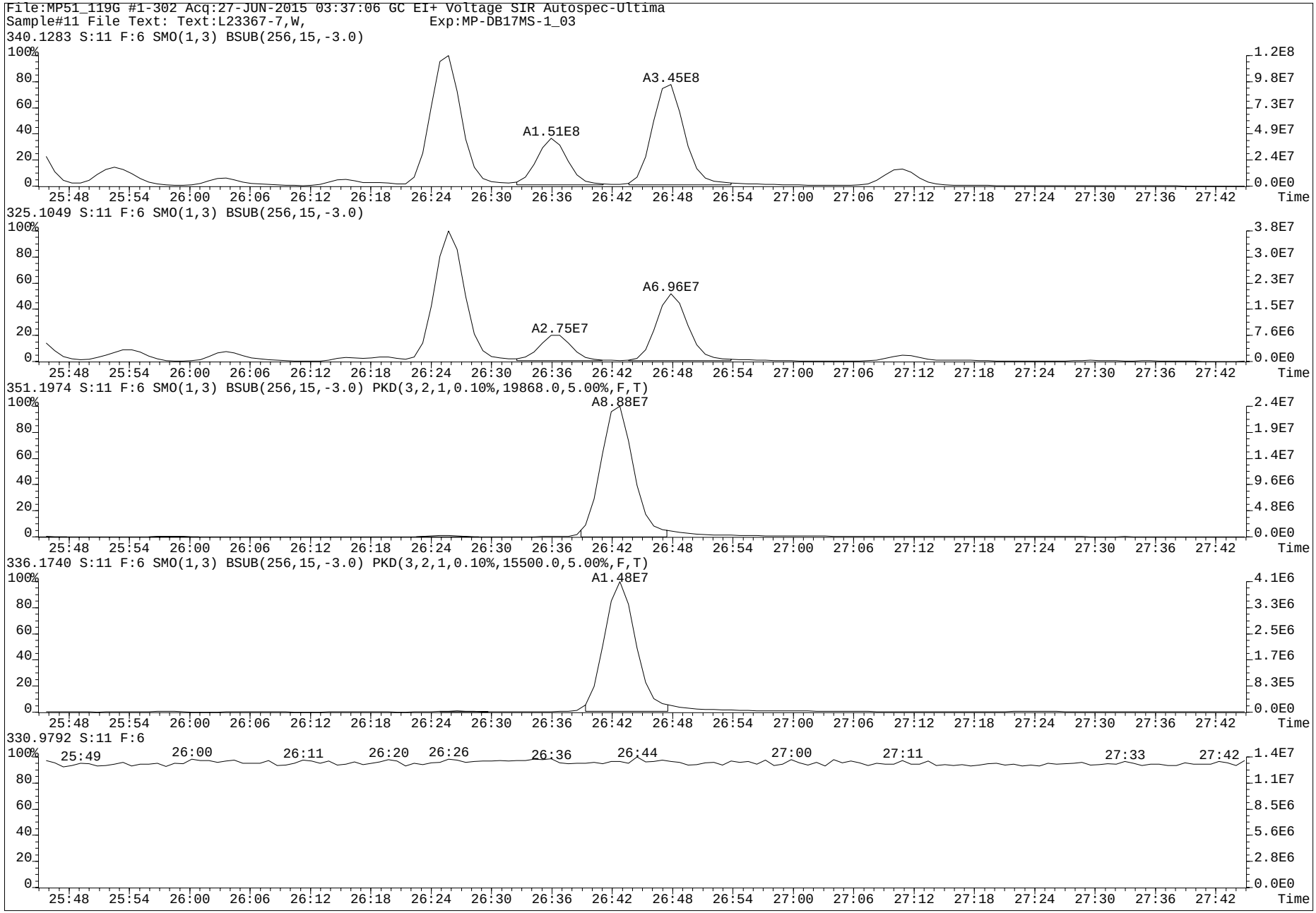
File:MP51_119G #1-302 Acq:27-JUN-2015 03:37:06 GC EI+ Voltage SIR Autospec-Ultima
Sample#11 File Text: Text:L23367-7,W, Exp:MP-DB17MS-1_03
340.1283 S:11 F:6 SMO(1,3) BSUB(256,15,-3.0)
A1.51E8
A3.45E8
325.1049 S:11 F:6 SMO(1,3) BSUB(256,15,-3.0)
A2.75E7
A6.96E7
351.1974 S:11 F:6 SMO(1,3) BSUB(256,15,-3.0) PKD(3,2,1,0.10%,19868.0,5.00%,F,T)
A8.88E7
336.1740 S:11 F:6 SMO(1,3) BSUB(256,15,-3.0) PKD(3,2,1,0.10%,15500.0,5.00%,F,T)
A1.48E7
330.9792 S:11 F:6
Time

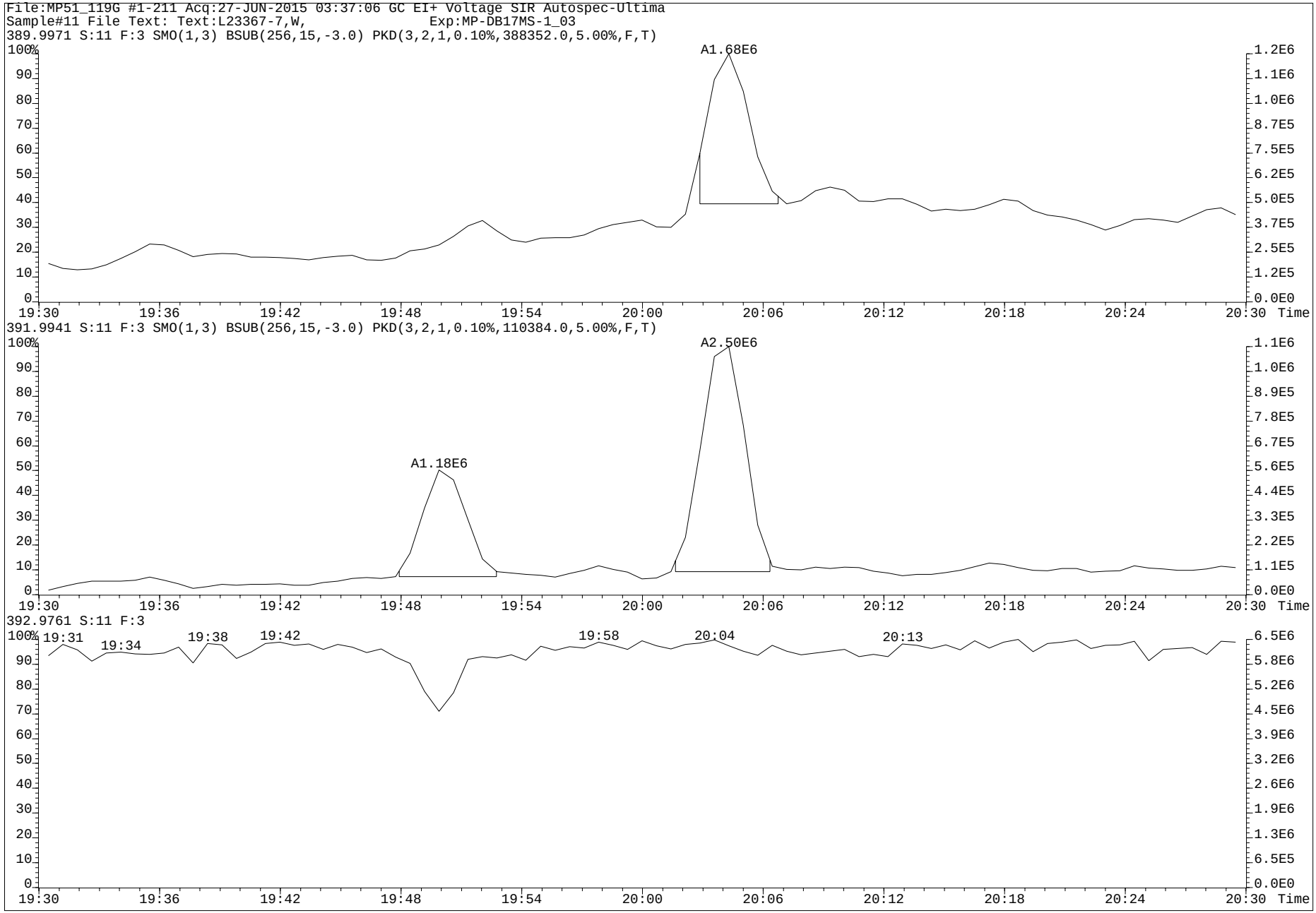
File:MP51_119G #1-211 Acq:27-JUN-2015 03:37:06 GC EI+ Voltage SIR Autospec-Ultima
Sample#11 File Text: Text:L23367-7,W, Exp:MP-DB17MS-1_03
389.9971 S:11 F:3 SMO(1,3) BSUB(256,15,-3.0) PKD(3,2,1,0.10%,388352.0,5.00%,F,T)
A1.68E6
391.9941 S:11 F:3 SMO(1,3) BSUB(256,15,-3.0) PKD(3,2,1,0.10%,110384.0,5.00%,F,T)
A2.50E6
A1.18E6
392.9761 S:11 F:3
19:31
19:34
19:38
19:42
19:58
20:04
20:13
19:30
19:36
19:42
19:48
19:54
20:00
20:06
20:12
20:18
20:24
20:30
Time

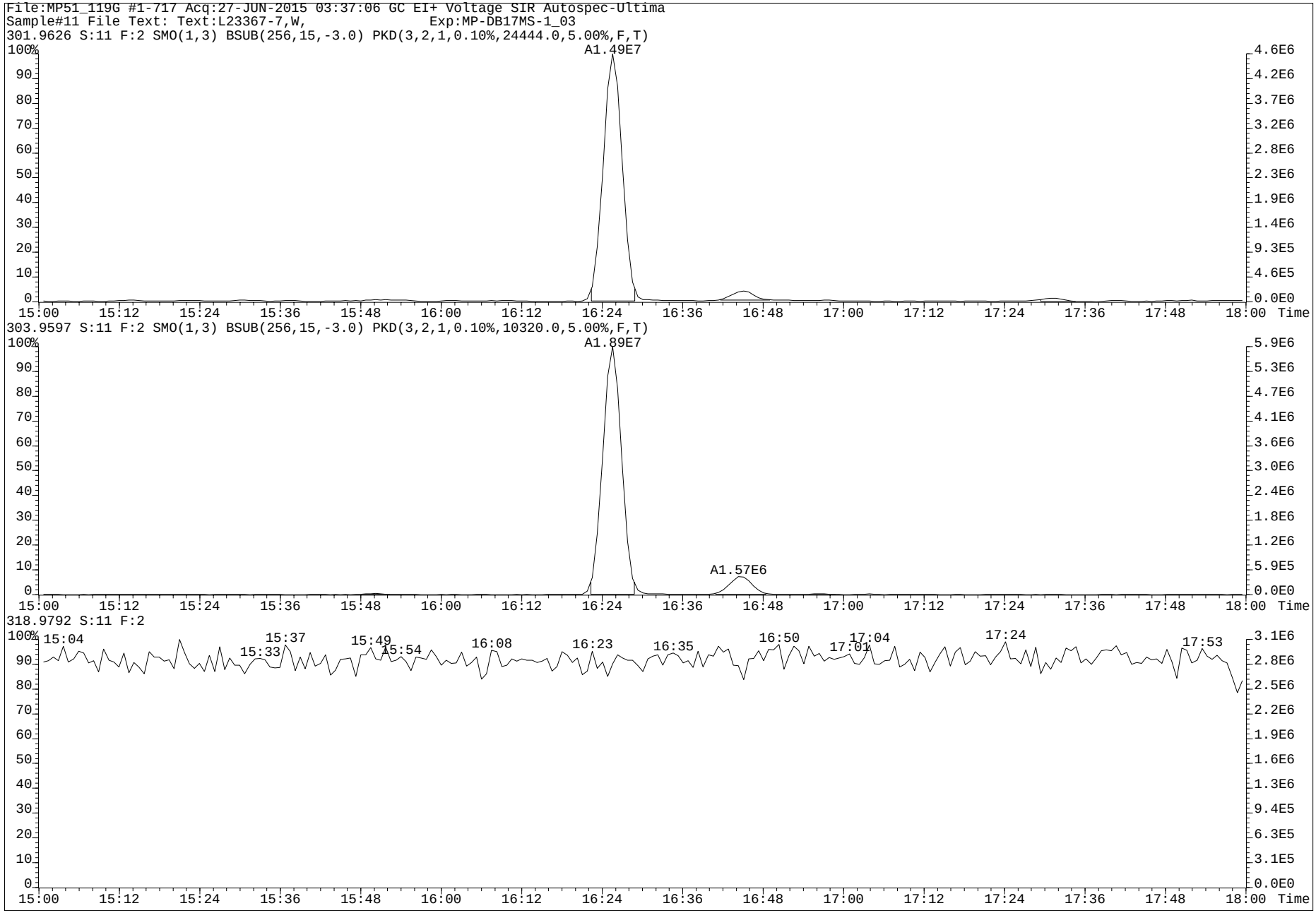
File:MP51_119G #1-717 Acq:27-JUN-2015 03:37:06 GC EI+ Voltage SIR Autospec-Ultima
Sample#11 File Text: Text:L23367-7,W, Exp:MP-DB17MS-1_03
301.9626 S:11 F:2 SMO(1,3) BSUB(256,15,-3.0) PKD(3,2,1,0.10%,24444.0,5.00%,F,T)
A1.49E7
303.9597 S:11 F:2 SMO(1,3) BSUB(256,15,-3.0) PKD(3,2,1,0.10%,10320.0,5.00%,F,T)
A1.89E7
A1.57E6
318.9792 S:11 F:2
15:04
15:33
15:37
15:49
15:54
16:08
16:23
16:35
16:50
17:01
17:04
17:24
17:53
Time

www.axysanalytical.com

Run #18 Filename MP51_134 S: 29 I: 1 Acquired: 18-JUL-15 06:11:55 Processed: 20-JUL-15 14:49:27
Run: mp51_134-a Analyte: MP-DB17-S12 Cal: mp51_134-8a Results: mp51_134-b Version: V3.6 6-JAN-2000 17:51:42
Sample text: L23367-7,WI2, Comments: 4,WG51611,2.0/800uL
sample size: 4.230000 conc units: pg/mL total toxicity: 36730.» F1: 1.0000 F2: 1.0000

	Typ	Name	#Hom	Resp	RA		RT	Conc	Tox #1	DL	Rec	M?
1	Unk	1-OH-Naphthalene	1	4.68e+07	0.86	n	8:11	4885.714	489	590.3220	-	y
2	Unk	1-OH-Pyrene	1	4.56e+09	1.38	n	20:43	210321.064	21032	532.7549	-	n
3	Unk	3-OH-Chrysene	1	4.99e+08	1.82	n	22:58	40124.725	4012	1822.9794	-	n
4	Unk	3-OH-Benz[a]anthracene	1	3.05e+07	2.66	n	23:09	2056.921	1028	1494.9144	-	y
5	Unk	7,8-OH-Benzo[a]pyrene-C	0	*	*	n	NotFnd	*	*	*	-	n
6	Unk	7,8-OH-Benzo[a]pyrene-T	0	*	*	n	NotFnd	*	*	*	-	n
7	Unk	7,8-OH-Benzo[a]pyrene-3	0	*	*	n	NotFnd	*	*	*	-	n
8	Unk	9-OH-Benzo[a]pyrene	1	1.70e+08	5.64	n	26:28	30280.055	3028	213.6599	-	n
9	Unk	3-OH-Benzo[a]pyrene	1	3.76e+08	5.12	n	26:40	71406.027	7141	309.6035	OLR -	n
10	Unk	7,8-OH-Benzo[a]pyrene-4	0	*	*	n	NotFnd	*	*	*	-	n
11	IS	13C6-1-OH-Naphthalene	1	9.45e+07	0.77	n	8:10	5229.763	-	542.3217	44.2	n
12	IS	13C6-1-OH-Pyrene	1	2.53e+08	3.68	n	20:43	10307.007	-	183.7492	87.2	n
13	IS	13C6-1-OH-BAA	1	1.80e+08	2.21	n	22:26	9456.939	-	462.8241	79.4	n
14	IS	13C6-3-OH-Chrysene	1	1.82e+08	2.00	n	22:59	8464.812	-	408.6629	70.9	n
15	IS	D11-3-OH-Benzo[a]pyrene	1	9.63e+07	6.49	n	26:35	10276.030	-	36.4344	87.4	n
16	IS	13C-CL4-OH-PCB-79	1	5.09e+06	0.84	y	20:02	1500.020	-	108.2897	63.5	n
17	IS	13C-CL4-PCB-79	0	*	*	n	NotFnd	*	-	*	Div0	n
18	RS	13C-CL4-PCB-81	1	3.81e+07	0.79	y	16:22	2.847	-	-	-	n
19	Tot	Fn1 Lock	-	-			-	-	-	-	-	n
20	Tot	Fn2 Lock	-	-			-	-	-	-	-	n
21	Tot	Fn3 Lock	-	-			-	-	-	-	-	n
22	Tot	Fn4 Lock	-	-			-	-	-	-	-	n
23	Tot	Fn4 Lock	-	-			-	-	-	-	-	n
24	Tot	Fn5 Lock	-	-			-	-	-	-	-	n
25	Tot	Fn6 Lock	-	-			-	-	-	-	-	n

* conc. ≥ DL by 1.058

× Report from 'W' data where 'H' cal was included.

PV AS 23-JUL-2015

sr by MW 26-July-2015

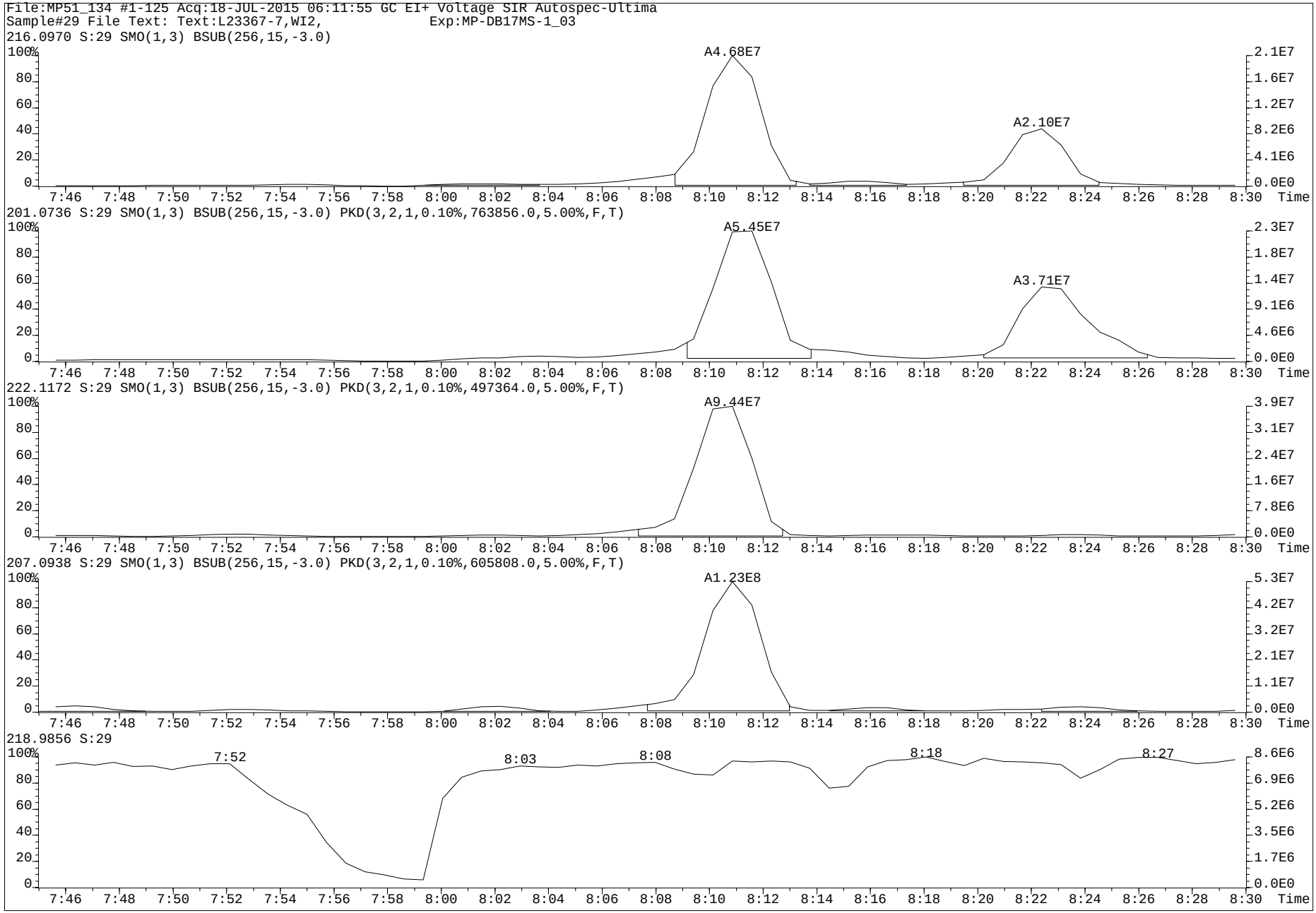
File:MP51_134 #1-125 Acq:18-JUL-2015 06:11:55 GC EI+ Voltage SIR Autospec-Ultima
Sample#29 File Text: Text:L23367-7,WI2, Exp:MP-DB17MS-1_03
216.0970 S:29 SMO(1,3) BSUB(256,15,-3.0)
A4.68E7
A2.10E7
201.0736 S:29 SMO(1,3) BSUB(256,15,-3.0) PKD(3,2,1,0.10%,763856.0,5.00%,F,T)
A5.45E7
A3.71E7
222.1172 S:29 SMO(1,3) BSUB(256,15,-3.0) PKD(3,2,1,0.10%,497364.0,5.00%,F,T)
A9.44E7
207.0938 S:29 SMO(1,3) BSUB(256,15,-3.0) PKD(3,2,1,0.10%,605808.0,5.00%,F,T)
A1.23E8
218.9856 S:29
7:52
8:03
8:08
8:18
8:27
Time

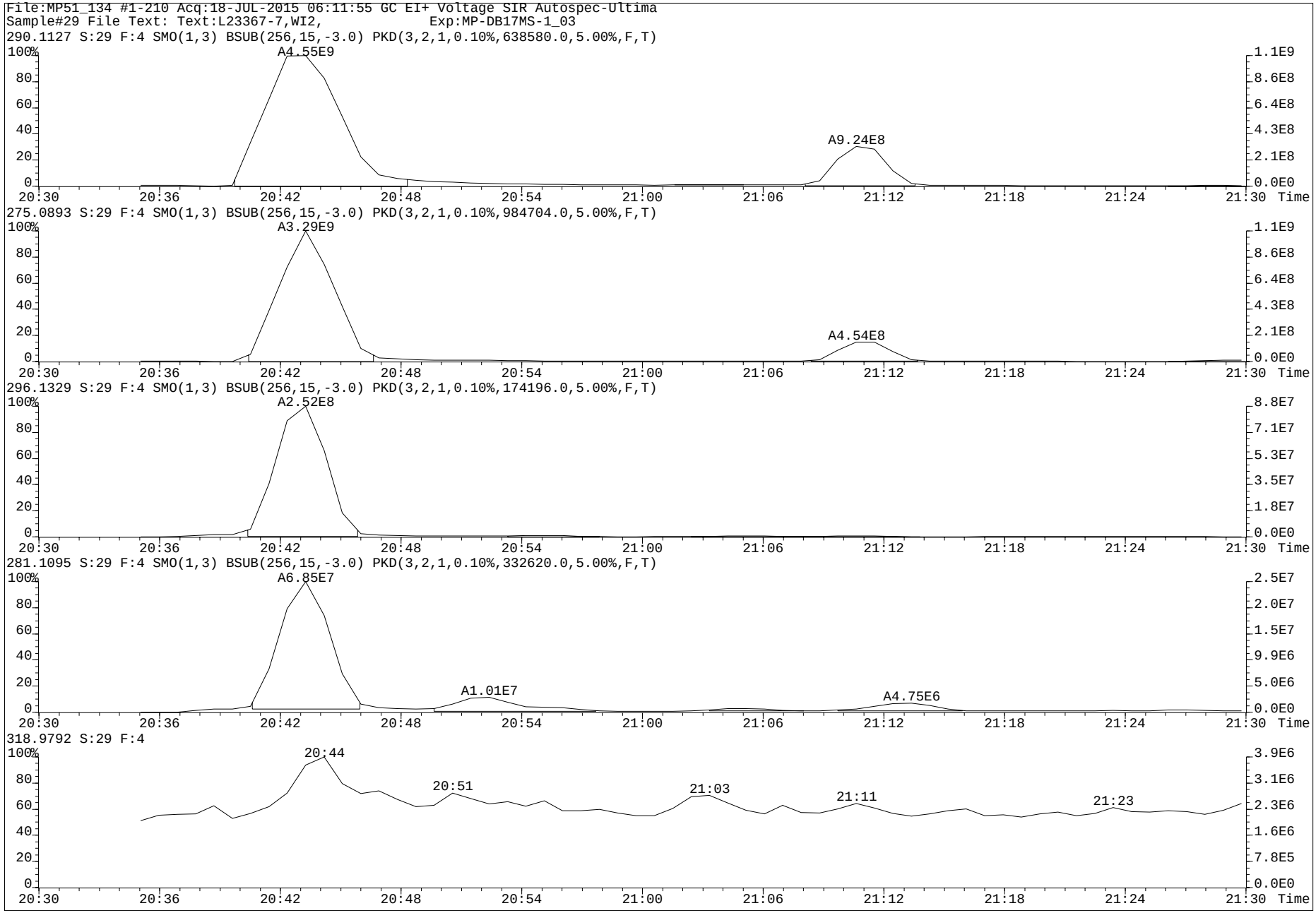
File:MP51_134 #1-210 Acq:18-JUL-2015 06:11:55 GC EI+ Voltage SIR Autospec-Ultima
Sample#29 File Text: Text:L23367-7,WI2, Exp:MP-DB17MS-1_03
290.1127 S:29 F:4 SMO(1,3) BSUB(256,15,-3.0) PKD(3,2,1,0.10%,638580.0,5.00%,F,T)
A4.55E9
A9.24E8
275.0893 S:29 F:4 SMO(1,3) BSUB(256,15,-3.0) PKD(3,2,1,0.10%,984704.0,5.00%,F,T)
A3.29E9
A4.54E8
296.1329 S:29 F:4 SMO(1,3) BSUB(256,15,-3.0) PKD(3,2,1,0.10%,174196.0,5.00%,F,T)
A2.52E8
281.1095 S:29 F:4 SMO(1,3) BSUB(256,15,-3.0) PKD(3,2,1,0.10%,332620.0,5.00%,F,T)
A6.85E7
A1.01E7
A4.75E6
318.9792 S:29 F:4
20:44
20:51
21:03
21:11
21:23
Time

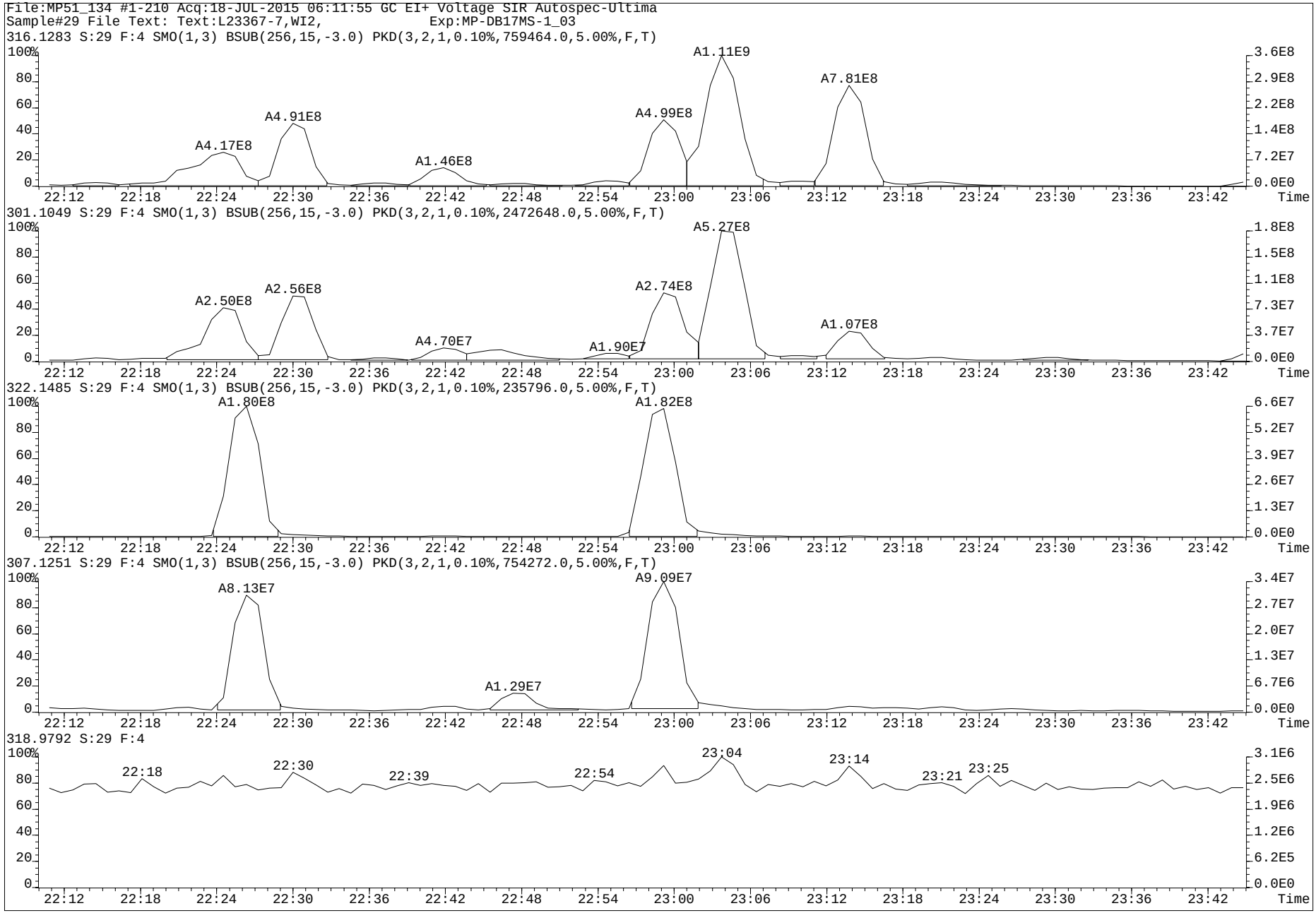
File:MP51_134 #1-210 Acq:18-JUL-2015 06:11:55 GC EI+ Voltage SIR Autospec-Ultima
Sample#29 File Text: Text:L23367-7,WI2, Exp:MP-DB17MS-1_03
316.1283 S:29 F:4 SMO(1,3) BSUB(256,15,-3.0) PKD(3,2,1,0.10%,759464.0,5.00%,F,T)
A4.17E8
A4.91E8
A1.46E8
A4.99E8
A1.11E9
A7.81E8
301.1049 S:29 F:4 SMO(1,3) BSUB(256,15,-3.0) PKD(3,2,1,0.10%,2472648.0,5.00%,F,T)
A2.50E8
A2.56E8
A4.70E7
A1.90E7
A2.74E8
A5.27E8
A1.07E8
322.1485 S:29 F:4 SMO(1,3) BSUB(256,15,-3.0) PKD(3,2,1,0.10%,235796.0,5.00%,F,T)
A1.80E8
A1.82E8
307.1251 S:29 F:4 SMO(1,3) BSUB(256,15,-3.0) PKD(3,2,1,0.10%,754272.0,5.00%,F,T)
A8.13E7
A1.29E7
A9.09E7
318.9792 S:29 F:4
22:18
22:30
22:39
22:54
23:04
23:14
23:21
23:25
Time

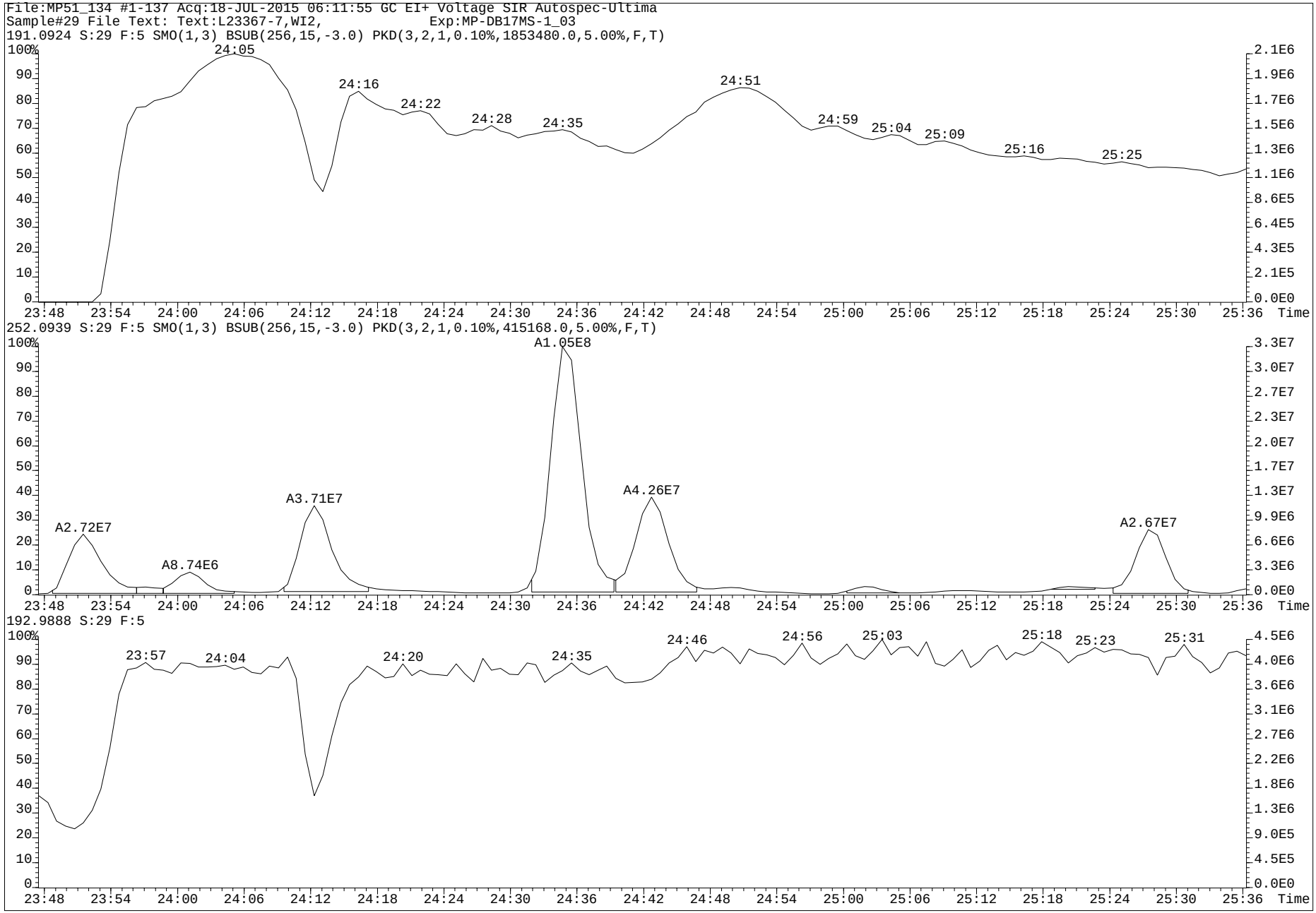
File:MP51_134 #1-137 Acq:18-JUL-2015 06:11:55 GC EI+ Voltage SIR Autospec-Ultima
Sample#29 File Text: Text:L23367-7,WI2, Exp:MP-DB17MS-1_03
191.0924 S:29 F:5 SMO(1,3) BSUB(256,15,-3.0) PKD(3,2,1,0.10%,1853480.0,5.00%,F,T)
24:05
24:16
24:22
24:28
24:35
24:51
24:59
25:04
25:09
25:16
25:25
252.0939 S:29 F:5 SMO(1,3) BSUB(256,15,-3.0) PKD(3,2,1,0.10%,415168.0,5.00%,F,T)
A2.72E7
A8.74E6
A3.71E7
A1.05E8
A4.26E7
A2.67E7
192.9888 S:29 F:5
23:57
24:04
24:20
24:35
24:46
24:56
25:03
25:18
25:23
25:31
Time

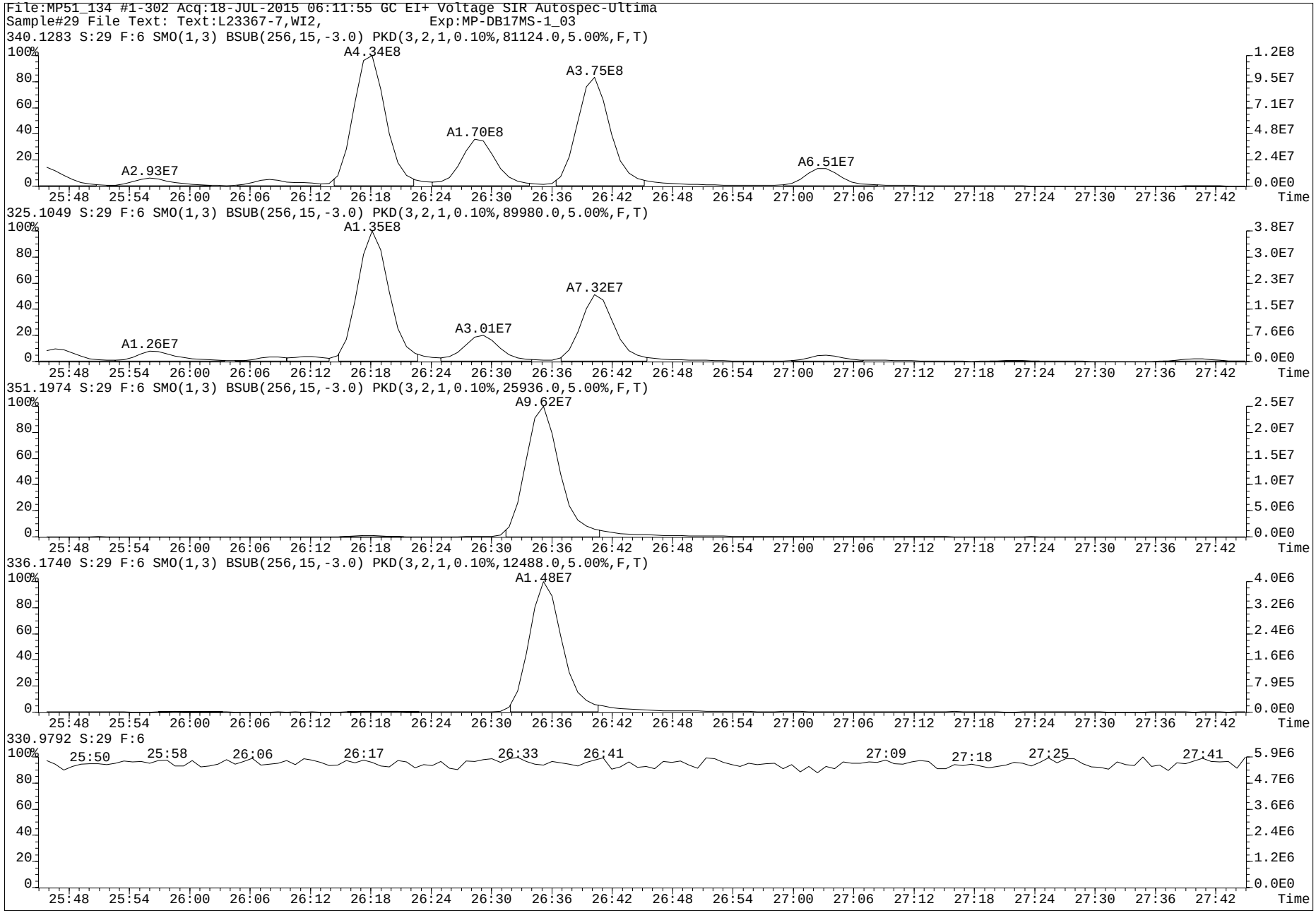
File:MP51_134 #1-302 Acq:18-JUL-2015 06:11:55 GC EI+ Voltage SIR Autospec-Ultima
Sample#29 File Text: Text:L23367-7,WI2, Exp:MP-DB17MS-1_03
340.1283 S:29 F:6 SMO(1,3) BSUB(256,15,-3.0) PKD(3,2,1,0.10%,81124.0,5.00%,F,T)
A4.34E8
A3.75E8
A1.70E8
A2.93E7
A6.51E7
325.1049 S:29 F:6 SMO(1,3) BSUB(256,15,-3.0) PKD(3,2,1,0.10%,89980.0,5.00%,F,T)
A1.35E8
A7.32E7
A3.01E7
A1.26E7
351.1974 S:29 F:6 SMO(1,3) BSUB(256,15,-3.0) PKD(3,2,1,0.10%,25936.0,5.00%,F,T)
A9.62E7
336.1740 S:29 F:6 SMO(1,3) BSUB(256,15,-3.0) PKD(3,2,1,0.10%,12488.0,5.00%,F,T)
A1.48E7
330.9792 S:29 F:6
25:50
25:58
26:06
26:17
26:33
26:41
27:09
27:18
27:25
27:41
Time

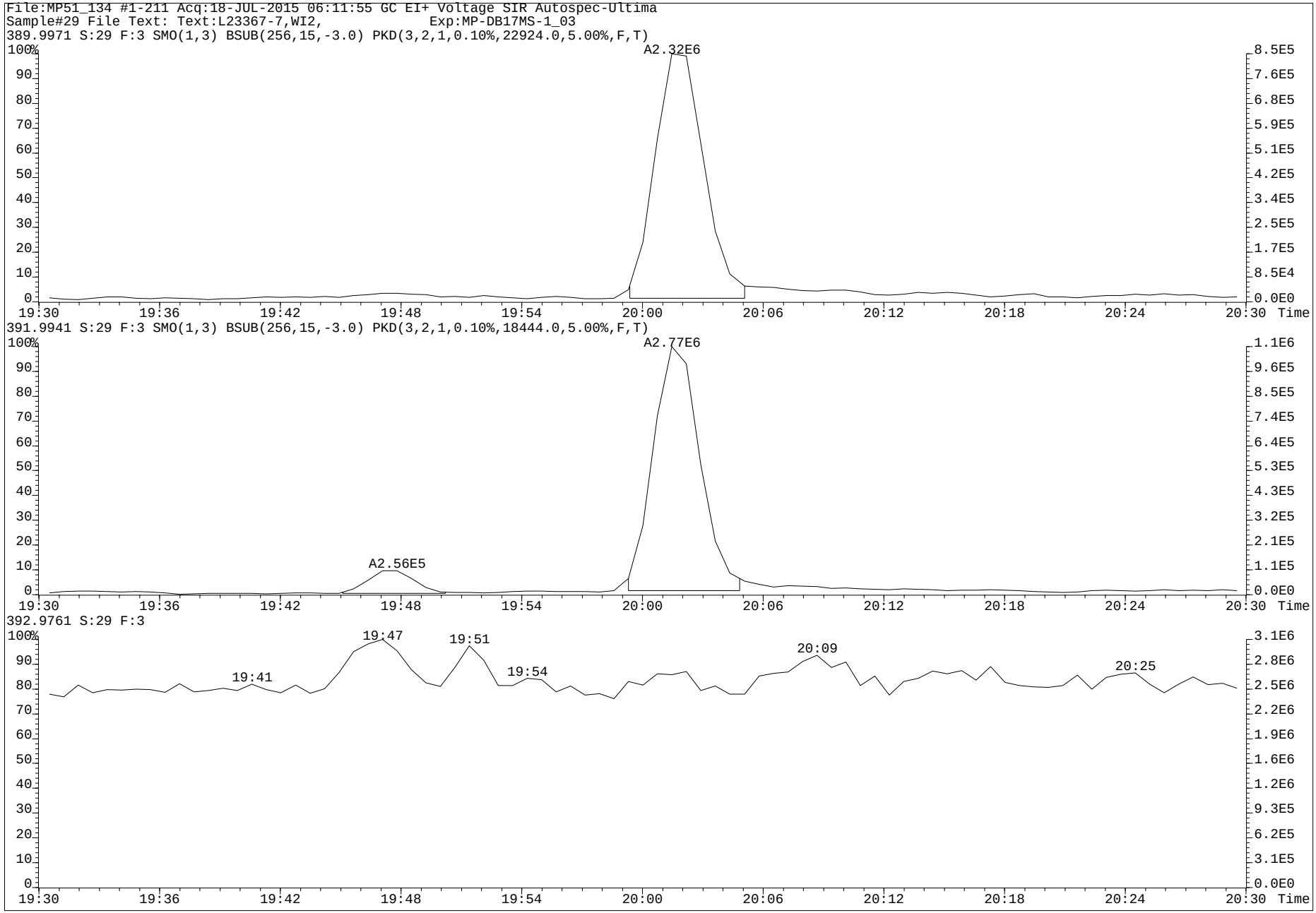
File:MP51_134 #1-211 Acq:18-JUL-2015 06:11:55 GC EI+ Voltage SIR Autospec-Ultima
Sample#29 File Text: Text:L23367-7,WI2, Exp:MP-DB17MS-1_03
389.9971 S:29 F:3 SMO(1,3) BSUB(256,15,-3.0) PKD(3,2,1,0.10%,22924.0,5.00%,F,T)
A2.32E6
391.9941 S:29 F:3 SMO(1,3) BSUB(256,15,-3.0) PKD(3,2,1,0.10%,18444.0,5.00%,F,T)
A2.77E6
A2.56E5
392.9761 S:29 F:3
19:41
19:47
19:51
19:54
20:09
20:25
Time

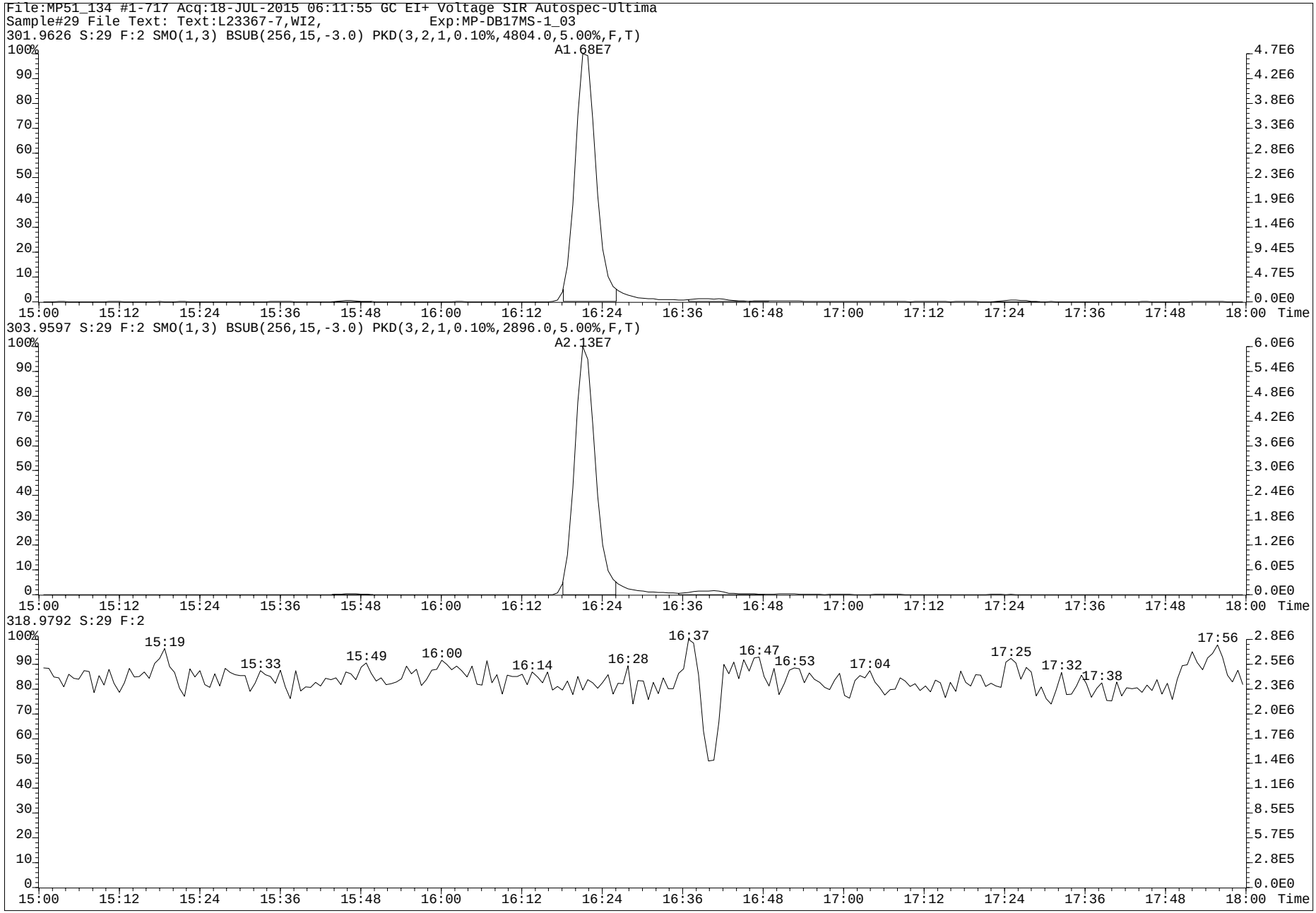
File:MP51_134 #1-717 Acq:18-JUL-2015 06:11:55 GC EI+ Voltage SIR Autospec-Ultima
Sample#29 File Text: Text:L23367-7,WI2, Exp:MP-DB17MS-1_03
301.9626 S:29 F:2 SMO(1,3) BSUB(256,15,-3.0) PKD(3,2,1,0.10%,4804.0,5.00%,F,T)
A1.68E7
303.9597 S:29 F:2 SMO(1,3) BSUB(256,15,-3.0) PKD(3,2,1,0.10%,2896.0,5.00%,F,T)
A2.13E7
318.9792 S:29 F:2
15:19
15:33
15:49
16:00
16:14
16:28
16:37
16:47
16:53
17:04
17:25
17:32
17:38
17:56
Time

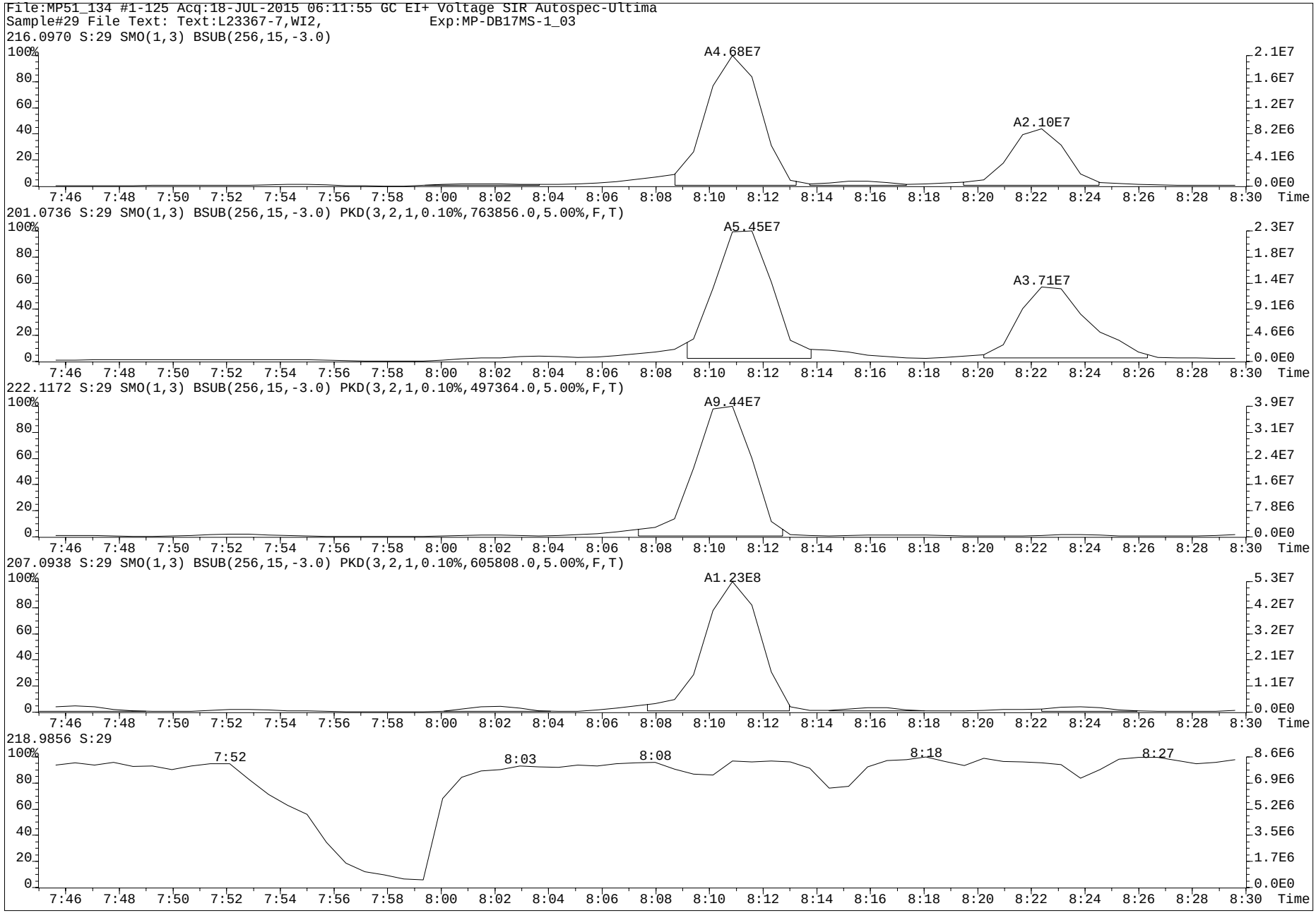
File:MP51_134 #1-125 Acq:18-JUL-2015 06:11:55 GC EI+ Voltage SIR Autospec-Ultima
Sample#29 File Text: Text:L23367-7,WI2, Exp:MP-DB17MS-1_03
216.0970 S:29 SMO(1,3) BSUB(256,15,-3.0)
A4.68E7
A2.10E7
201.0736 S:29 SMO(1,3) BSUB(256,15,-3.0) PKD(3,2,1,0.10%,763856.0,5.00%,F,T)
A5.45E7
A3.71E7
222.1172 S:29 SMO(1,3) BSUB(256,15,-3.0) PKD(3,2,1,0.10%,497364.0,5.00%,F,T)
A9.44E7
207.0938 S:29 SMO(1,3) BSUB(256,15,-3.0) PKD(3,2,1,0.10%,605808.0,5.00%,F,T)
A1.23E8
218.9856 S:29
7:52
8:03
8:08
8:18
8:27
Time

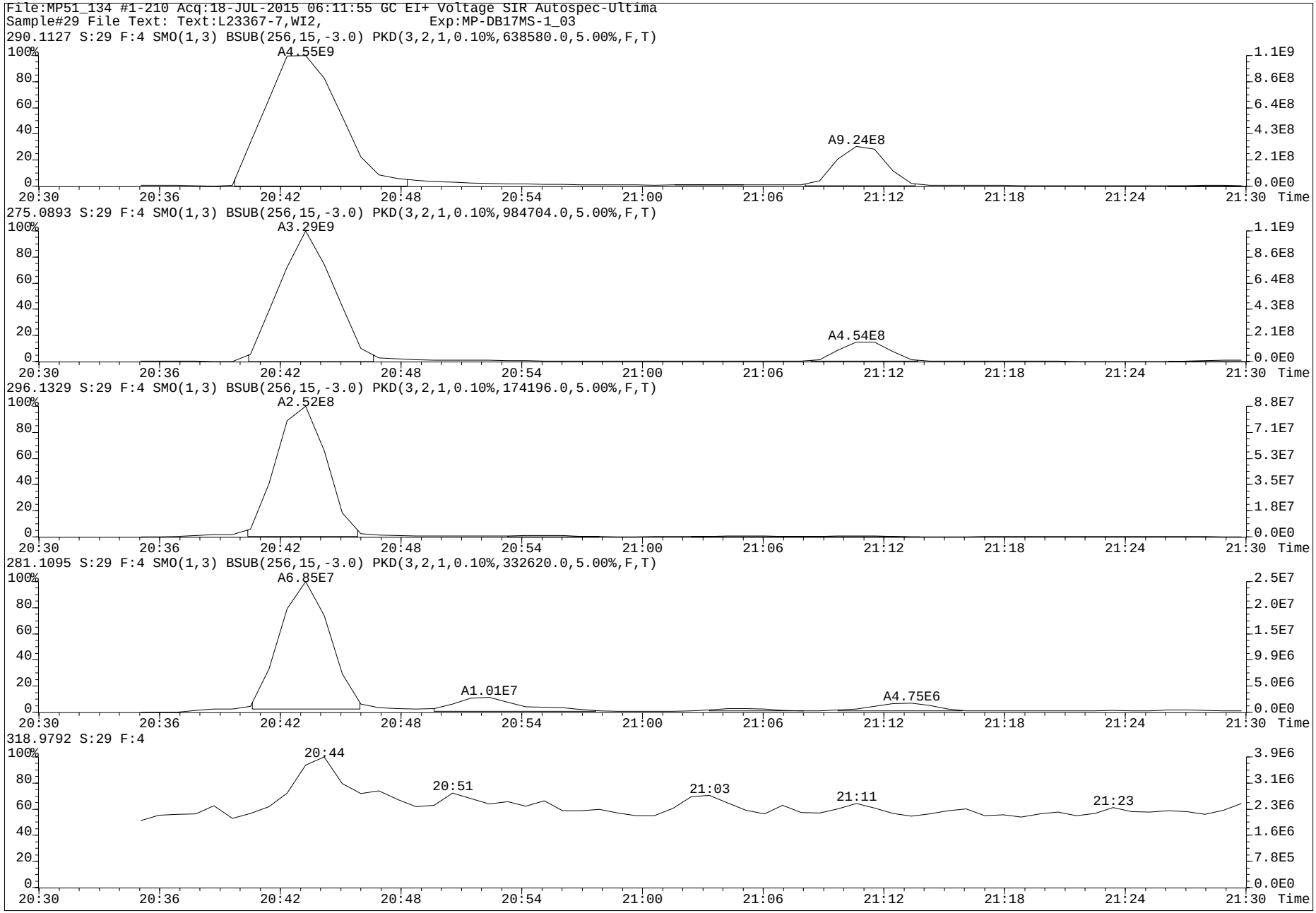
File:MP51_134 #1-210 Acq:18-JUL-2015 06:11:55 GC EI+ Voltage SIR Autospec-Ultima
Sample#29 File Text: Text:L23367-7,WI2, Exp:MP-DB17MS-1_03
290.1127 S:29 F:4 SMO(1,3) BSUB(256,15,-3.0) PKD(3,2,1,0.10%,638580.0,5.00%,F,T)
A4.55E9
A9.24E8
275.0893 S:29 F:4 SMO(1,3) BSUB(256,15,-3.0) PKD(3,2,1,0.10%,984704.0,5.00%,F,T)
A3.29E9
A4.54E8
296.1329 S:29 F:4 SMO(1,3) BSUB(256,15,-3.0) PKD(3,2,1,0.10%,174196.0,5.00%,F,T)
A2.52E8
281.1095 S:29 F:4 SMO(1,3) BSUB(256,15,-3.0) PKD(3,2,1,0.10%,332620.0,5.00%,F,T)
A6.85E7
A1.01E7
A4.75E6
318.9792 S:29 F:4
20:44
20:51
21:03
21:11
21:23
Time

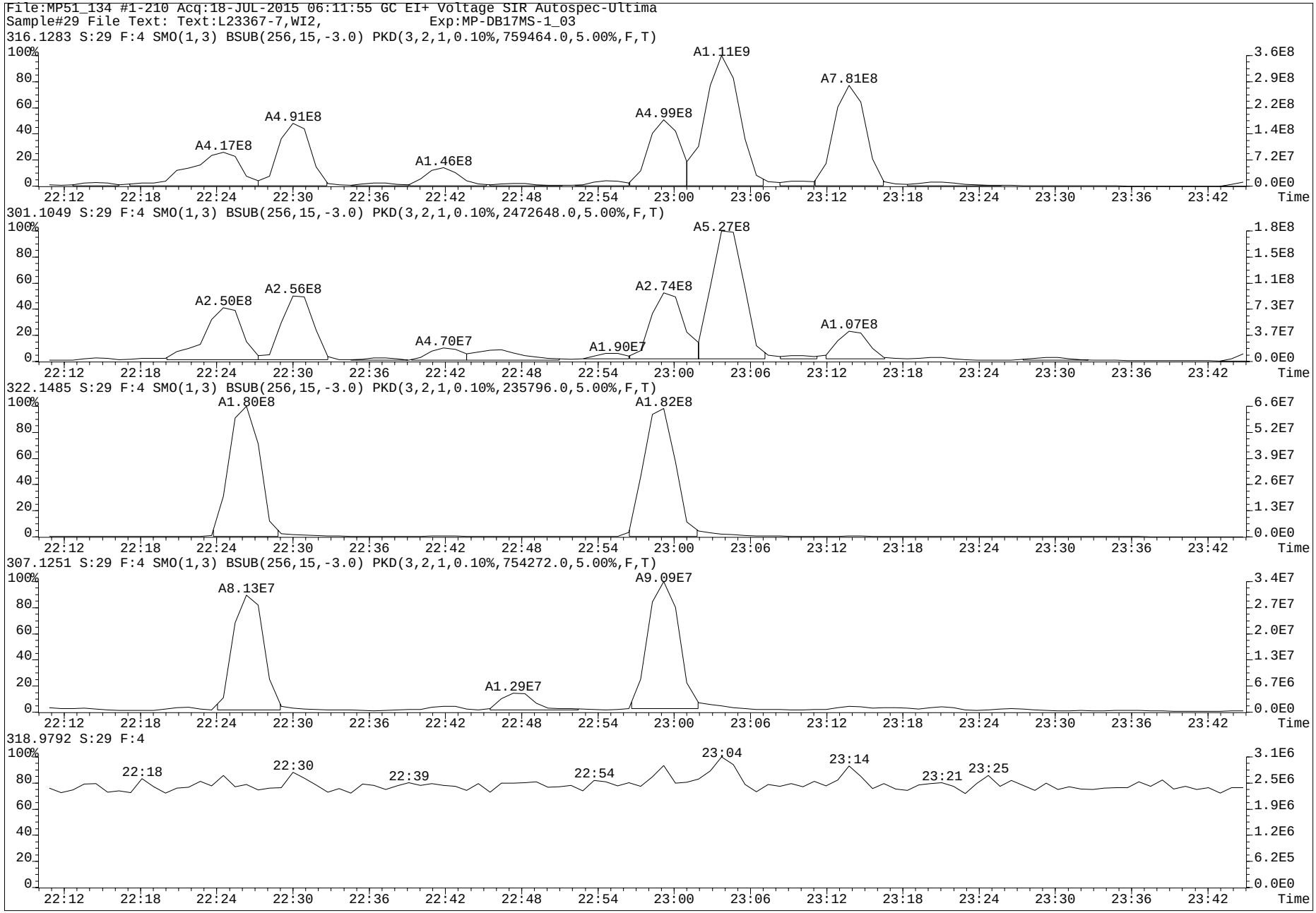
File:MP51_134 #1-210 Acq:18-JUL-2015 06:11:55 GC EI+ Voltage SIR Autospec-Ultima
Sample#29 File Text: Text:L23367-7,WI2, Exp:MP-DB17MS-1_03
316.1283 S:29 F:4 SMO(1,3) BSUB(256,15,-3.0) PKD(3,2,1,0.10%,759464.0,5.00%,F,T)
A4.17E8
A4.91E8
A1.46E8
A4.99E8
A1.11E9
A7.81E8
301.1049 S:29 F:4 SMO(1,3) BSUB(256,15,-3.0) PKD(3,2,1,0.10%,2472648.0,5.00%,F,T)
A2.50E8
A2.56E8
A4.70E7
A1.90E7
A2.74E8
A5.27E8
A1.07E8
322.1485 S:29 F:4 SMO(1,3) BSUB(256,15,-3.0) PKD(3,2,1,0.10%,235796.0,5.00%,F,T)
A1.80E8
A1.82E8
307.1251 S:29 F:4 SMO(1,3) BSUB(256,15,-3.0) PKD(3,2,1,0.10%,754272.0,5.00%,F,T)
A8.13E7
A1.29E7
A9.09E7
318.9792 S:29 F:4
22:18
22:30
22:39
22:54
23:04
23:14
23:21
23:25
Time

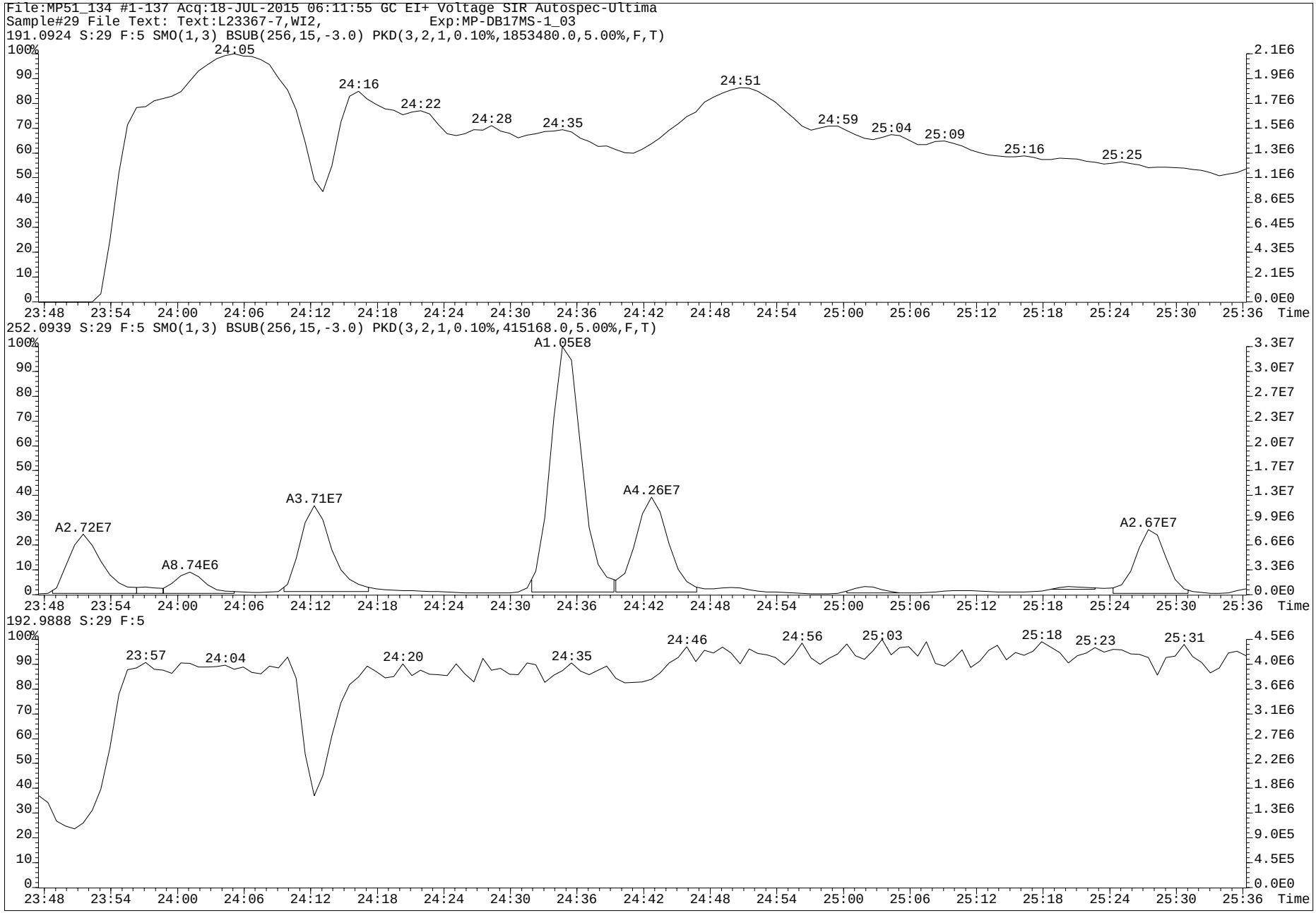
File:MP51_134 #1-137 Acq:18-JUL-2015 06:11:55 GC EI+ Voltage SIR Autospec-Ultima
Sample#29 File Text: Text:L23367-7,WI2, Exp:MP-DB17MS-1_03
191.0924 S:29 F:5 SMO(1,3) BSUB(256,15,-3.0) PKD(3,2,1,0.10%,1853480.0,5.00%,F,T)
24:05
24:16
24:22
24:28
24:35
24:51
24:59
25:04
25:09
25:16
25:25
252.0939 S:29 F:5 SMO(1,3) BSUB(256,15,-3.0) PKD(3,2,1,0.10%,415168.0,5.00%,F,T)
A2.72E7
A8.74E6
A3.71E7
A1.05E8
A4.26E7
A2.67E7
192.9888 S:29 F:5
23:57
24:04
24:20
24:35
24:46
24:56
25:03
25:18
25:23
25:31
Time

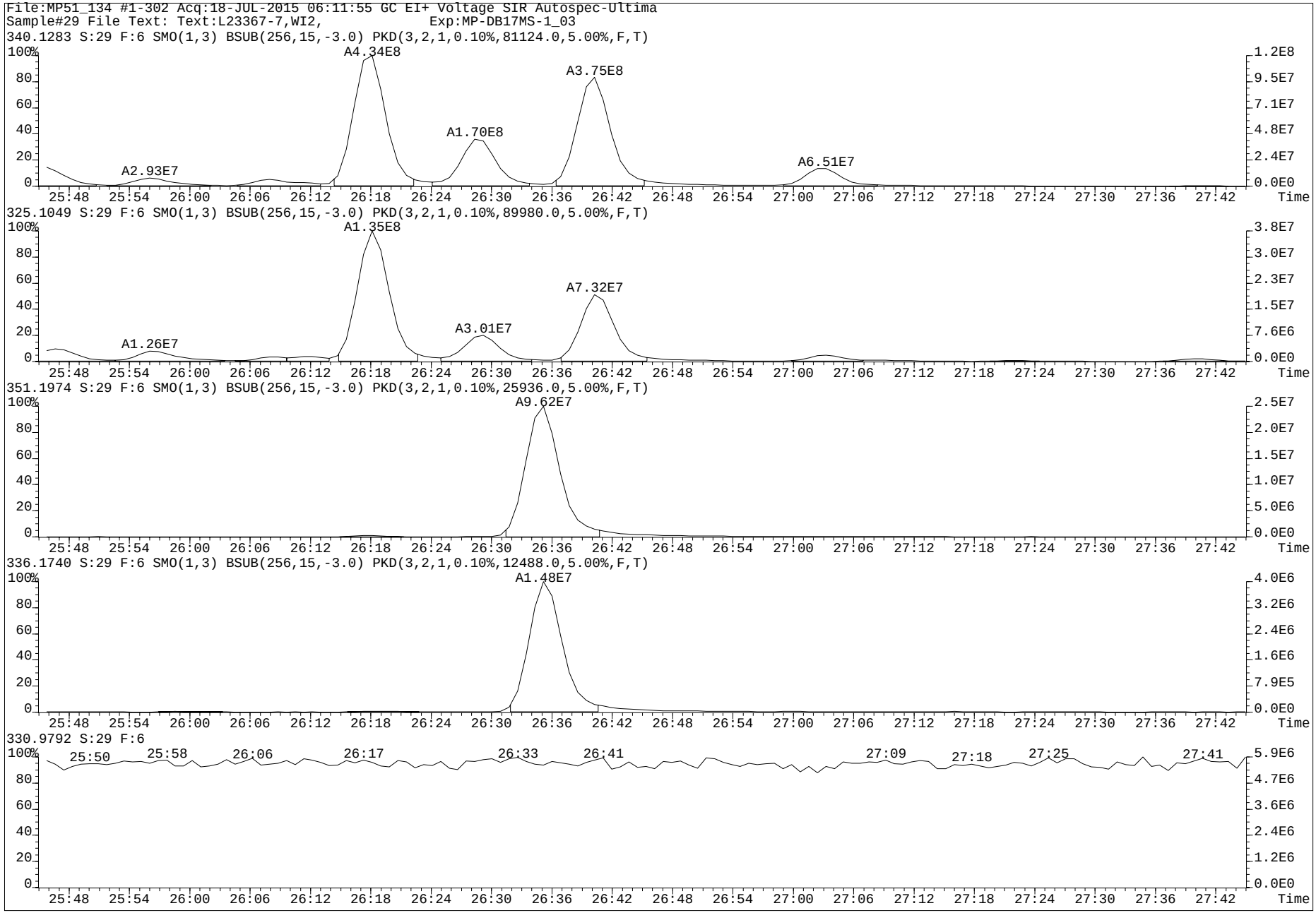
File:MP51_134 #1-302 Acq:18-JUL-2015 06:11:55 GC EI+ Voltage SIR Autospec-Ultima
Sample#29 File Text: Text:L23367-7,WI2, Exp:MP-DB17MS-1_03
340.1283 S:29 F:6 SMO(1,3) BSUB(256,15,-3.0) PKD(3,2,1,0.10%,81124.0,5.00%,F,T)
A4.34E8
A3.75E8
A1.70E8
A2.93E7
A6.51E7
325.1049 S:29 F:6 SMO(1,3) BSUB(256,15,-3.0) PKD(3,2,1,0.10%,89980.0,5.00%,F,T)
A1.35E8
A7.32E7
A3.01E7
A1.26E7
351.1974 S:29 F:6 SMO(1,3) BSUB(256,15,-3.0) PKD(3,2,1,0.10%,25936.0,5.00%,F,T)
A9.62E7
336.1740 S:29 F:6 SMO(1,3) BSUB(256,15,-3.0) PKD(3,2,1,0.10%,12488.0,5.00%,F,T)
A1.48E7
330.9792 S:29 F:6
25:50
25:58
26:06
26:17
26:33
26:41
27:09
27:18
27:25
27:41
Time

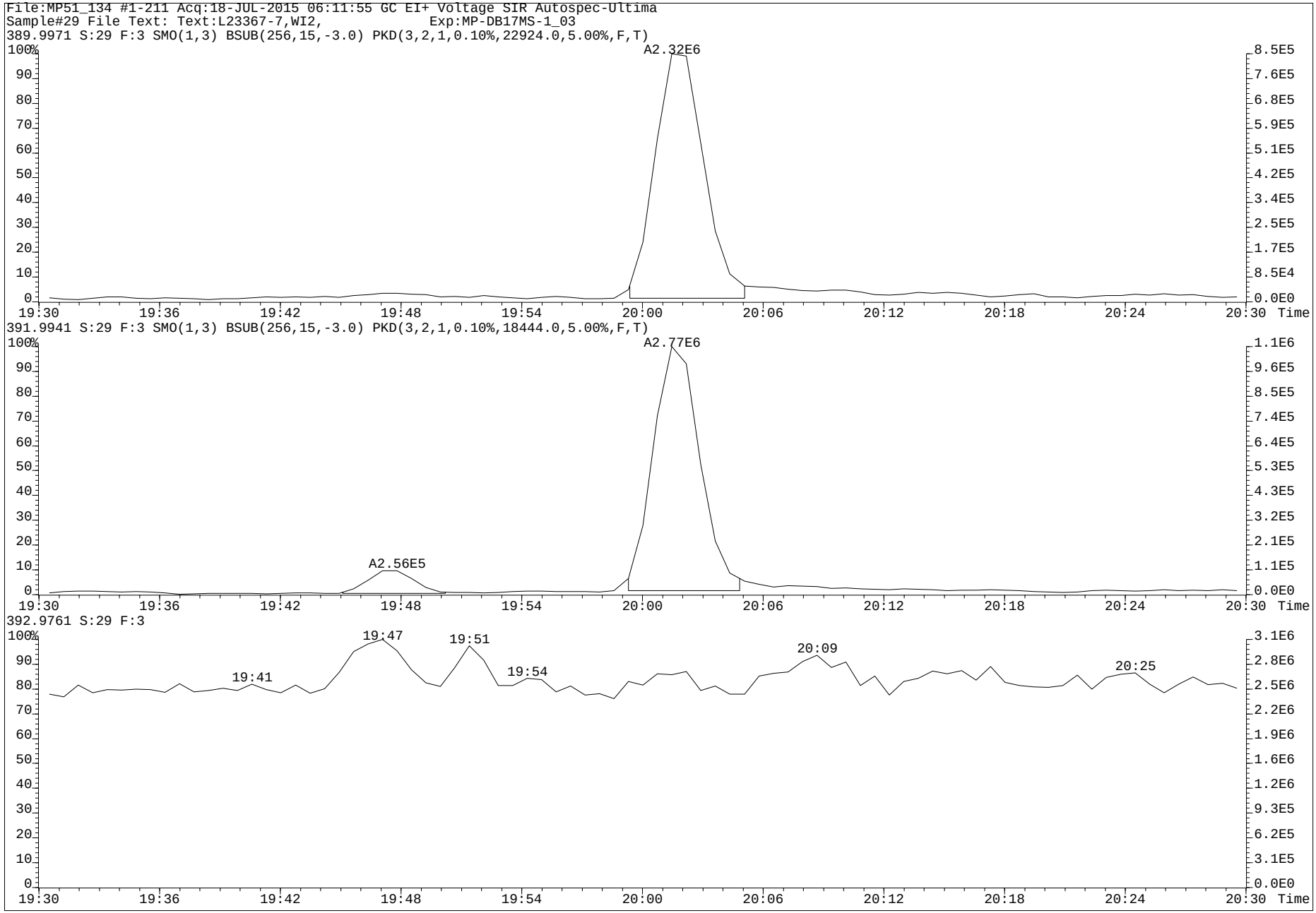
File:MP51_134 #1-211 Acq:18-JUL-2015 06:11:55 GC EI+ Voltage SIR Autospec-Ultima
Sample#29 File Text: Text:L23367-7,WI2, Exp:MP-DB17MS-1_03
389.9971 S:29 F:3 SMO(1,3) BSUB(256,15,-3.0) PKD(3,2,1,0.10%,22924.0,5.00%,F,T)
A2.32E6
391.9941 S:29 F:3 SMO(1,3) BSUB(256,15,-3.0) PKD(3,2,1,0.10%,18444.0,5.00%,F,T)
A2.77E6
A2.56E5
392.9761 S:29 F:3
19:41
19:47
19:51
19:54
20:09
20:25
Time

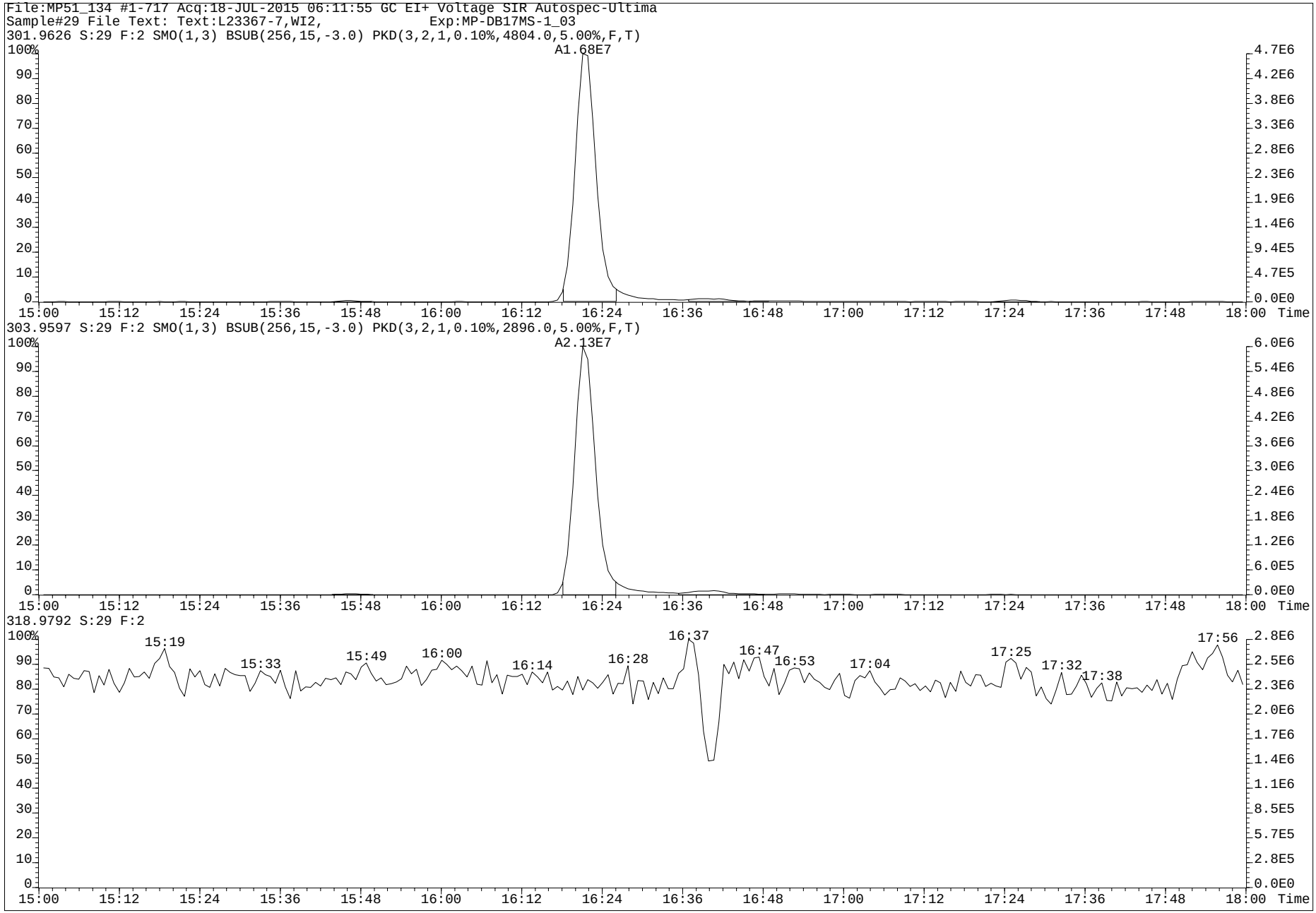
File:MP51_134 #1-717 Acq:18-JUL-2015 06:11:55 GC EI+ Voltage SIR Autospec-Ultima
Sample#29 File Text: Text:L23367-7,WI2, Exp:MP-DB17MS-1_03
301.9626 S:29 F:2 SMO(1,3) BSUB(256,15,-3.0) PKD(3,2,1,0.10%,4804.0,5.00%,F,T)
A1.68E7
303.9597 S:29 F:2 SMO(1,3) BSUB(256,15,-3.0) PKD(3,2,1,0.10%,2896.0,5.00%,F,T)
A2.13E7
318.9792 S:29 F:2
15:19
15:33
15:49
16:00
16:14
16:28
16:37
16:47
16:53
17:04
17:25
17:32
17:38
17:56
Time

Run #11 Filename MP51_119G S: 12 I: 1 Acquired: 27-JUN-15 04:10:51 Processed: 29-JUN-15 11:03:53
Run: mp51_119g-a Analyte: MP-DB17-S12 Cal: mp51_119g-8a Results: mp51_119g-a Version: V3.6 6-JAN-2000 17:51:42
Sample text: L23367-8,W, 4 Comments: 4,WG51611,1.0/800uL
sample size: ~~4.184000~~ conc units: pg/~~g~~ mL total toxicity: 33766.» F1: 1.0000 F2: 1.0000

	Typ	Name	#Hom	Resp	RA		RT	Conc	Tox #1	DL	Rec	M?
1	Unk	1-OH-Naphthalene	1	6.04e+07	1.06	n	8:08	3919.428	392	578.2922	-	y
2	Unk	1-OH-Pyrene	1	4.13e+09	1.21	n	20:46	219655.665	21966	1227.4305	-	n
3	Unk	3-OH-Chrysene	1	5.22e+08	2.12	n	23:02	40632.567	4063	992.5942	-	y
4	Unk	3-OH-Benz[a]anthracene	1	3.60e+07	1.91	n	23:13	1942.456	971	679.8227	-	y
5	Unk	7,8-OH-Benzo[a]pyrene-C	0	*	*	n	NotFnd	*	*	*	-	n
6	Unk	7,8-OH-Benzo[a]pyrene-T	0	*	*	n	NotFnd	*	*	*	-	n
7	Unk	7,8-OH-Benzo[a]pyrene-3	0	*	*	n	NotFnd	*	*	*	-	y
8	Unk	9-OH-Benzo[a]pyrene	1	1.77e+08	5.68	n	26:36	18338.168	1834	200.6952	-	n
9	Unk	X 3-OH-Benzo[a]pyrene	1	3.86e+08	4.94	n	26:47	45409.829	4541	290.9871	-	y
10	Unk	7,8-OH-Benzo[a]pyrene-4	0	*	*	n	NotFnd	*	*	*	-	y
11	IS	13C6-1-OH-Naphthalene	1	1.67e+08	0.78	n	8:08	7585.126	-	951.6801	63.5	n
12	IS	13C6-1-OH-Pyrene	1	2.20e+08	3.52	n	20:46	9276.816	-	236.7327	77.6	n
13	IS	13C6-1-OH-BAA	1	2.12e+08	2.42	n	22:29	8814.573	-	572.9587	73.2	n
14	IS	13C6-3-OH-Chrysene	1	2.06e+08	2.08	n	23:02	8048.964	-	536.4751	66.7	n
15	IS	X D11-3-OH-Benzo[a]pyrene	1	1.12e+08	5.90	n	26:42	6496.175	-	20.4708	54.6	n
16	IS	13C-CL4-OH-PCB-79	1	8.56e+06	0.69	y	20:04	2366.160	-	599.5674	99.0	n
17	IS	13C-CL4-PCB-79	0	*	*	n	NotFnd	*	-	*	Div0	n
18	RS	13C-CL4-PCB-81	1	4.18e+07	0.78	y	16:25	3.201	-	-	-	n
19	Tot	Fn1 Lock	-	-			-	-	-	-	-	n
20	Tot	Fn2 Lock	-	-			-	-	-	-	-	n
21	Tot	Fn3 Lock	-	-			-	-	-	-	-	n
22	Tot	Fn4 Lock	-	-			-	-	-	-	-	n
23	Tot	Fn4 Lock	-	-			-	-	-	-	-	n
24	Tot	Fn5 Lock	-	-			-	-	-	-	-	n
25	Tot	Fn6 Lock	-	-			-	-	-	-	-	n

X conc. & DC by 1.046

x Report only.

PV AS 23-JUL-2015

SV by MW
26-July-2015

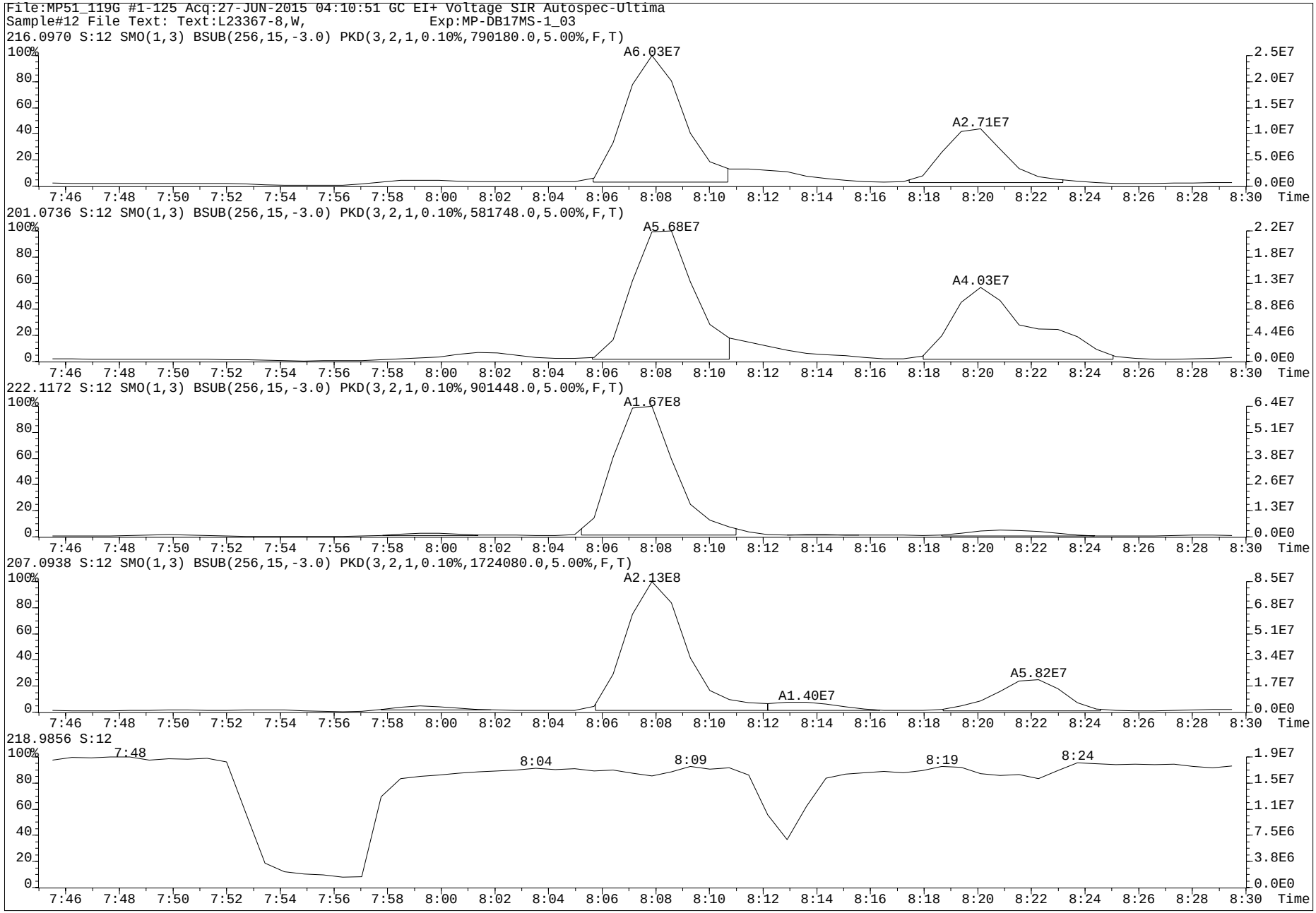
File:MP51_119G #1-125 Acq:27-JUN-2015 04:10:51 GC EI+ Voltage SIR Autospec-Ultima
Sample#12 File Text: Text:L23367-8,W, Exp:MP-DB17MS-1_03
216.0970 S:12 SMO(1,3) BSUB(256,15,-3.0) PKD(3,2,1,0.10%,790180.0,5.00%,F,T)
A6.03E7
A2.71E7
201.0736 S:12 SMO(1,3) BSUB(256,15,-3.0) PKD(3,2,1,0.10%,581748.0,5.00%,F,T)
A5.68E7
A4.03E7
222.1172 S:12 SMO(1,3) BSUB(256,15,-3.0) PKD(3,2,1,0.10%,901448.0,5.00%,F,T)
A1.67E8
207.0938 S:12 SMO(1,3) BSUB(256,15,-3.0) PKD(3,2,1,0.10%,1724080.0,5.00%,F,T)
A2.13E8
A1.40E7
A5.82E7
218.9856 S:12
7:48
8:04
8:09
8:19
8:24
Time

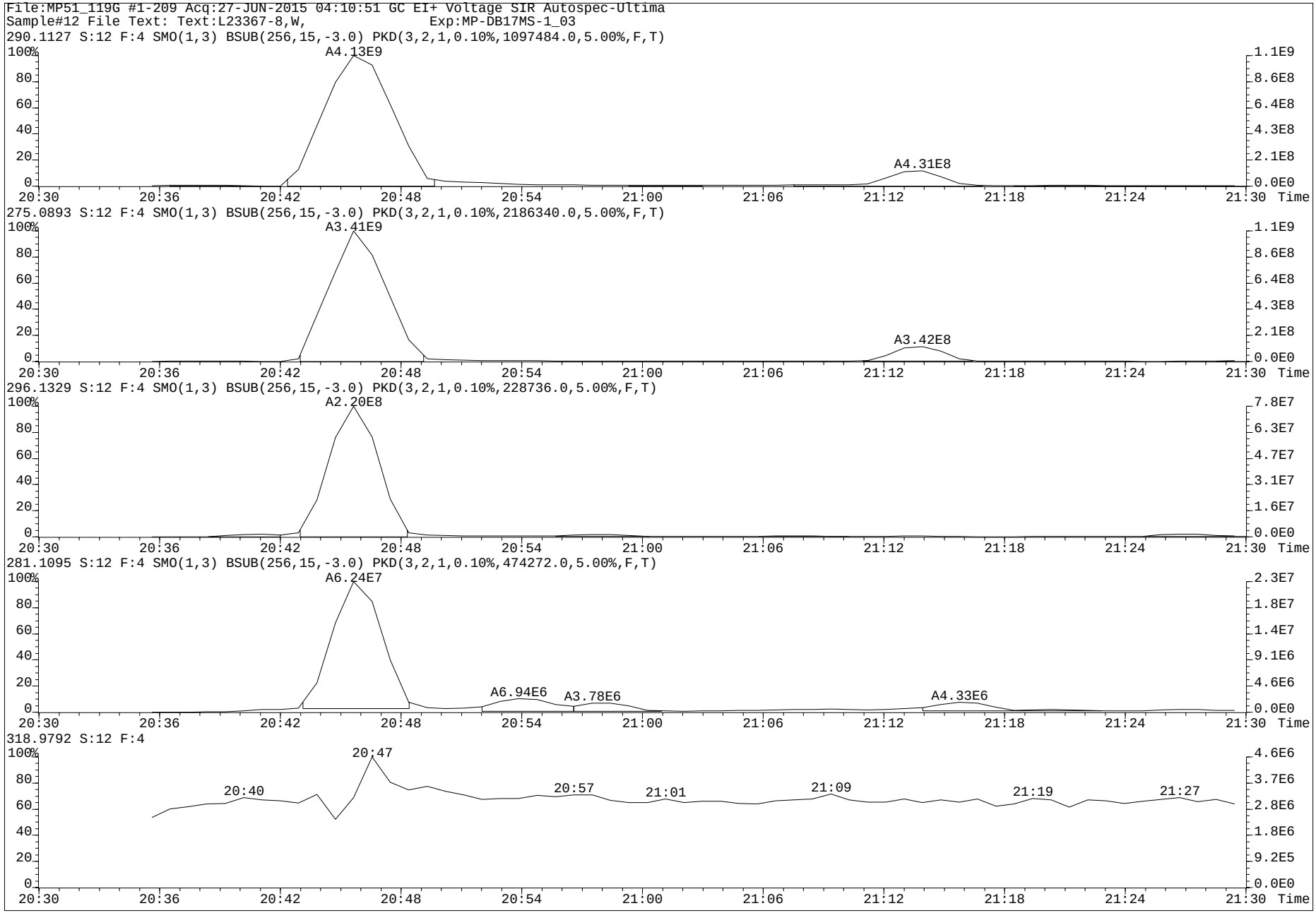
File:MP51_119G #1-209 Acq:27-JUN-2015 04:10:51 GC EI+ Voltage SIR Autospec-Ultima
Sample#12 File Text: Text:L23367-8,W, Exp:MP-DB17MS-1_03
290.1127 S:12 F:4 SMO(1,3) BSUB(256,15,-3.0) PKD(3,2,1,0.10%,1097484.0,5.00%,F,T)
A4.13E9
A4.31E8
275.0893 S:12 F:4 SMO(1,3) BSUB(256,15,-3.0) PKD(3,2,1,0.10%,2186340.0,5.00%,F,T)
A3.41E9
A3.42E8
296.1329 S:12 F:4 SMO(1,3) BSUB(256,15,-3.0) PKD(3,2,1,0.10%,228736.0,5.00%,F,T)
A2.20E8
281.1095 S:12 F:4 SMO(1,3) BSUB(256,15,-3.0) PKD(3,2,1,0.10%,474272.0,5.00%,F,T)
A6.24E7
A6.94E6
A3.78E6
A4.33E6
318.9792 S:12 F:4
20:47
20:40
20:57
21:01
21:09
21:19
21:27
Time

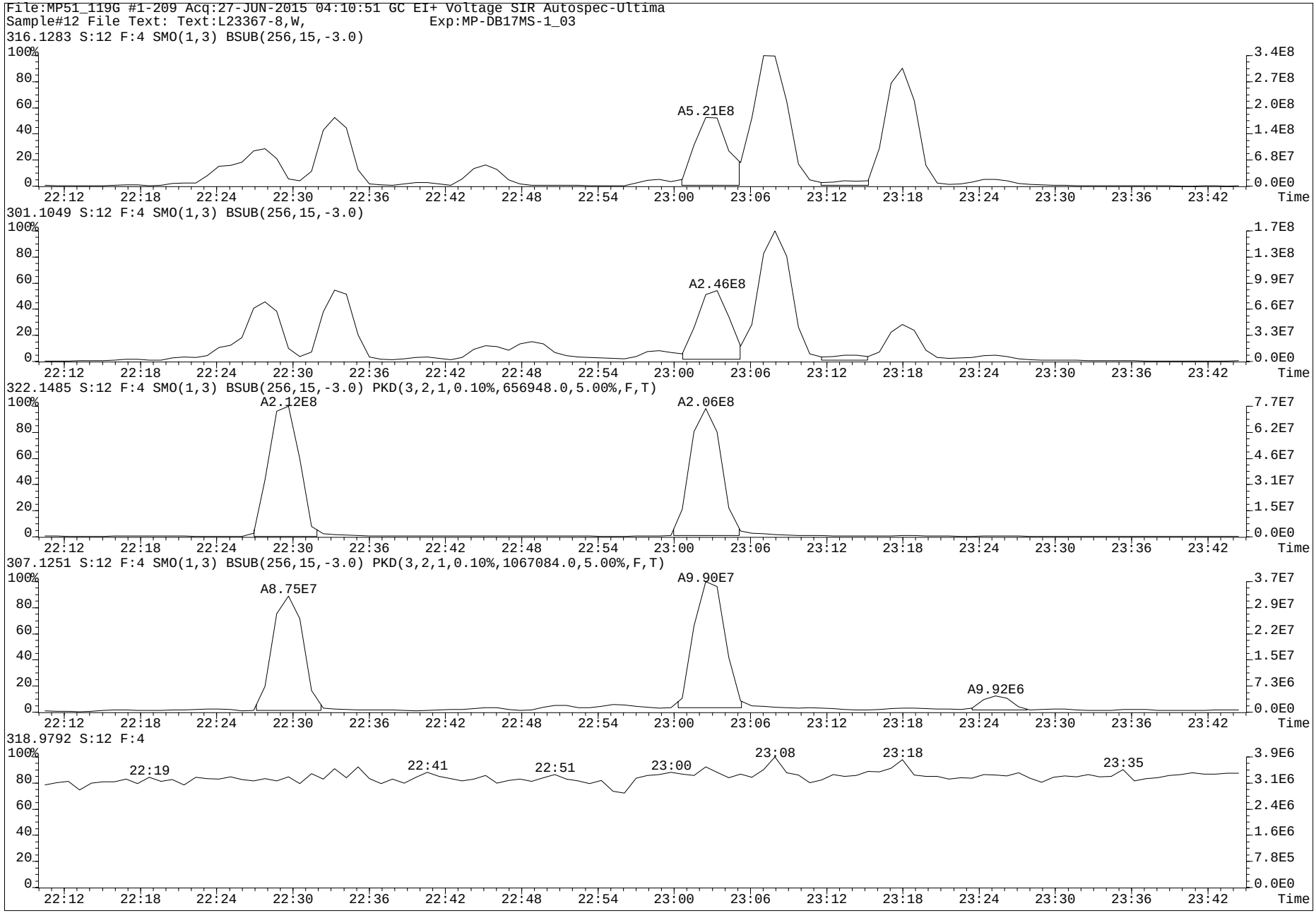
File:MP51_119G #1-209 Acq:27-JUN-2015 04:10:51 GC EI+ Voltage SIR Autospec-Ultima
Sample#12 File Text: Text:L23367-8,W, Exp:MP-DB17MS-1_03
316.1283 S:12 F:4 SMO(1,3) BSUB(256,15,-3.0)
A5.21E8
301.1049 S:12 F:4 SMO(1,3) BSUB(256,15,-3.0)
A2.46E8
322.1485 S:12 F:4 SMO(1,3) BSUB(256,15,-3.0) PKD(3,2,1,0.10%,656948.0,5.00%,F,T)
A2.12E8
A2.06E8
307.1251 S:12 F:4 SMO(1,3) BSUB(256,15,-3.0) PKD(3,2,1,0.10%,1067084.0,5.00%,F,T)
A8.75E7
A9.90E7
A9.92E6
318.9792 S:12 F:4
22:19
22:41
22:51
23:00
23:08
23:18
23:35
Time

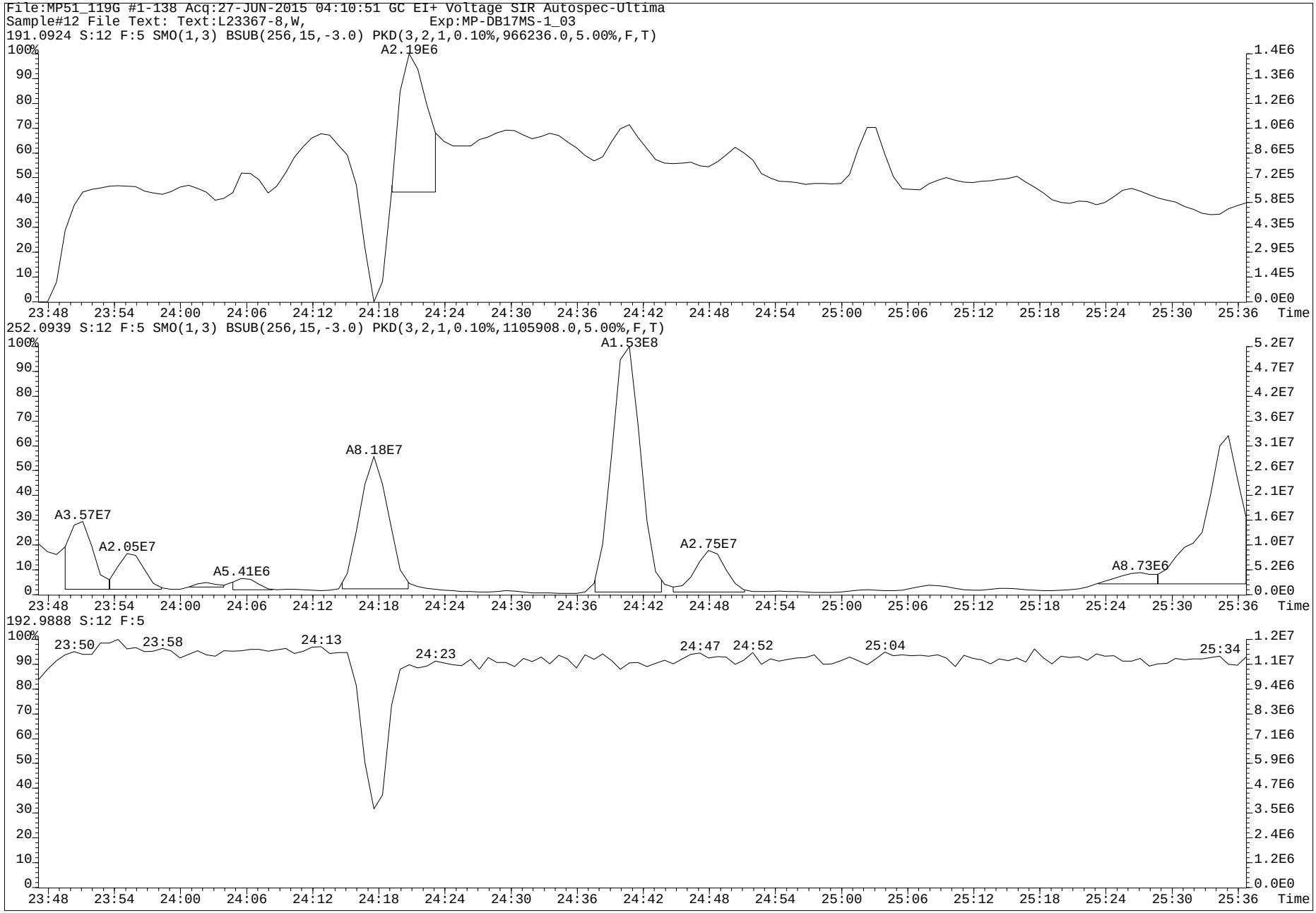
File:MP51_119G #1-138 Acq:27-JUN-2015 04:10:51 GC EI+ Voltage SIR Autospec-Ultima
Sample#12 File Text: Text:L23367-8,W, Exp:MP-DB17MS-1_03
191.0924 S:12 F:5 SMO(1,3) BSUB(256,15,-3.0) PKD(3,2,1,0.10%,966236.0,5.00%,F,T)
A2.19E6
252.0939 S:12 F:5 SMO(1,3) BSUB(256,15,-3.0) PKD(3,2,1,0.10%,1105908.0,5.00%,F,T)
A1.53E8
A8.18E7
A3.57E7
A2.05E7
A5.41E6
A2.75E7
A8.73E6
192.9888 S:12 F:5
23:50
23:58
24:13
24:23
24:47
24:52
25:04
25:34
Time

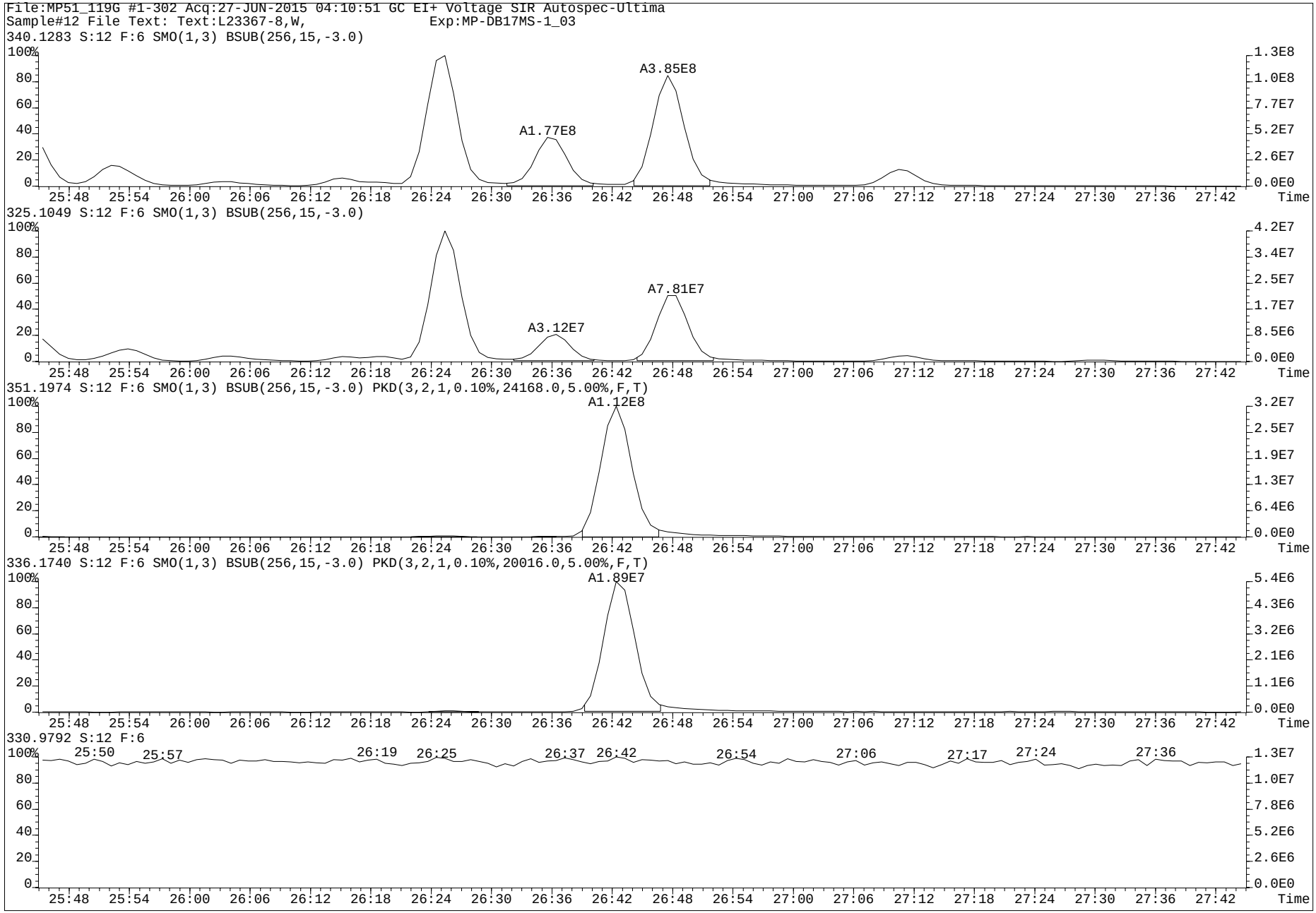
File:MP51_119G #1-302 Acq:27-JUN-2015 04:10:51 GC EI+ Voltage SIR Autospec-Ultima
Sample#12 File Text: Text:L23367-8,W, Exp:MP-DB17MS-1_03
340.1283 S:12 F:6 SMO(1,3) BSUB(256,15,-3.0)
A1.77E8
A3.85E8
325.1049 S:12 F:6 SMO(1,3) BSUB(256,15,-3.0)
A3.12E7
A7.81E7
351.1974 S:12 F:6 SMO(1,3) BSUB(256,15,-3.0) PKD(3,2,1,0.10%,24168.0,5.00%,F,T)
A1.12E8
336.1740 S:12 F:6 SMO(1,3) BSUB(256,15,-3.0) PKD(3,2,1,0.10%,20016.0,5.00%,F,T)
A1.89E7
330.9792 S:12 F:6
25:50
25:57
26:19
26:25
26:37
26:42
26:54
27:06
27:17
27:24
27:36
Time

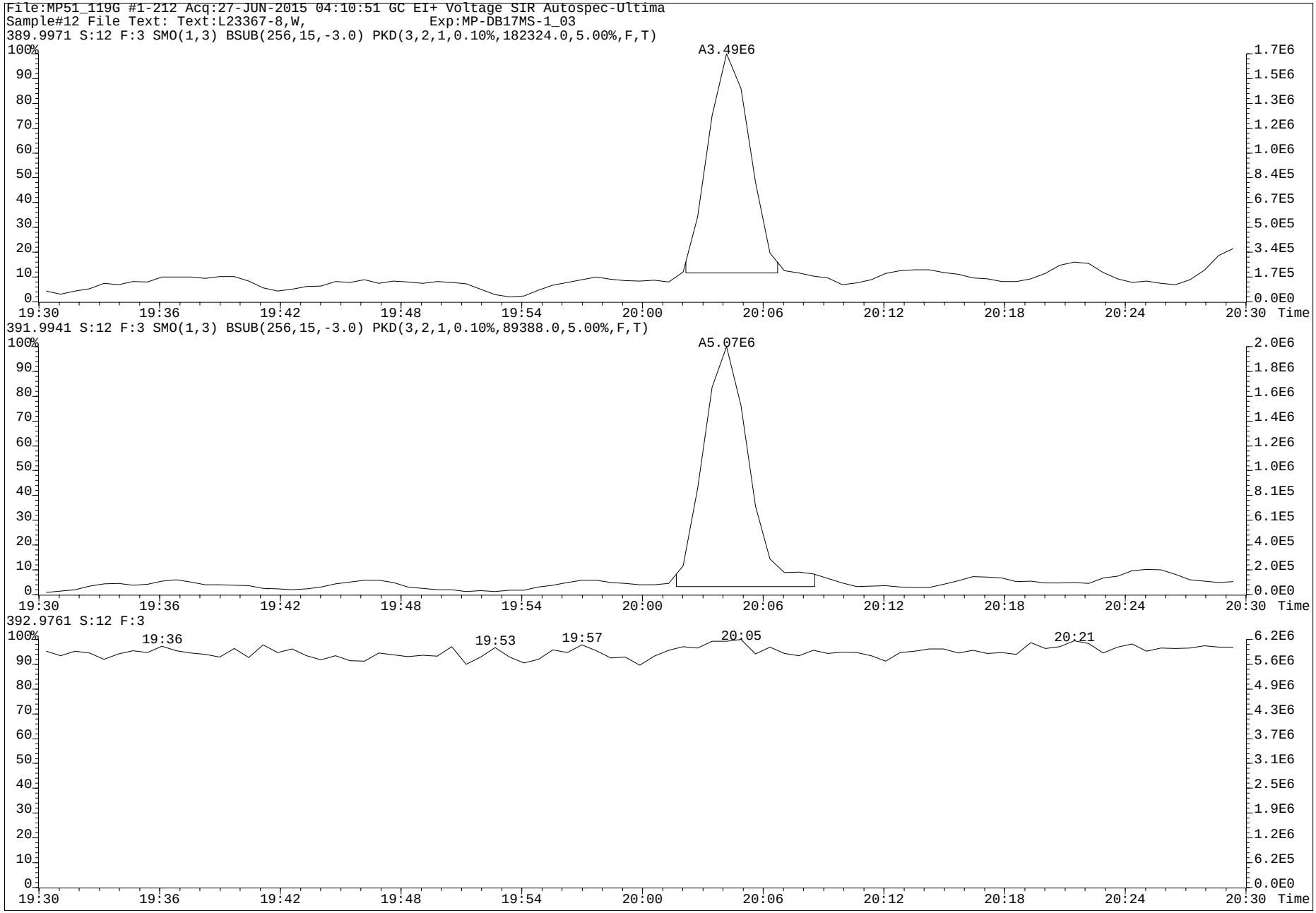
File:MP51_119G #1-212 Acq:27-JUN-2015 04:10:51 GC EI+ Voltage SIR Autospec-Ultima
Sample#12 File Text: Text:L23367-8,W, Exp:MP-DB17MS-1_03
389.9971 S:12 F:3 SMO(1,3) BSUB(256,15,-3.0) PKD(3,2,1,0.10%,182324.0,5.00%,F,T)
A3.49E6
391.9941 S:12 F:3 SMO(1,3) BSUB(256,15,-3.0) PKD(3,2,1,0.10%,89388.0,5.00%,F,T)
A5.07E6
392.9761 S:12 F:3
19:36
19:53
19:57
20:05
20:21
Time

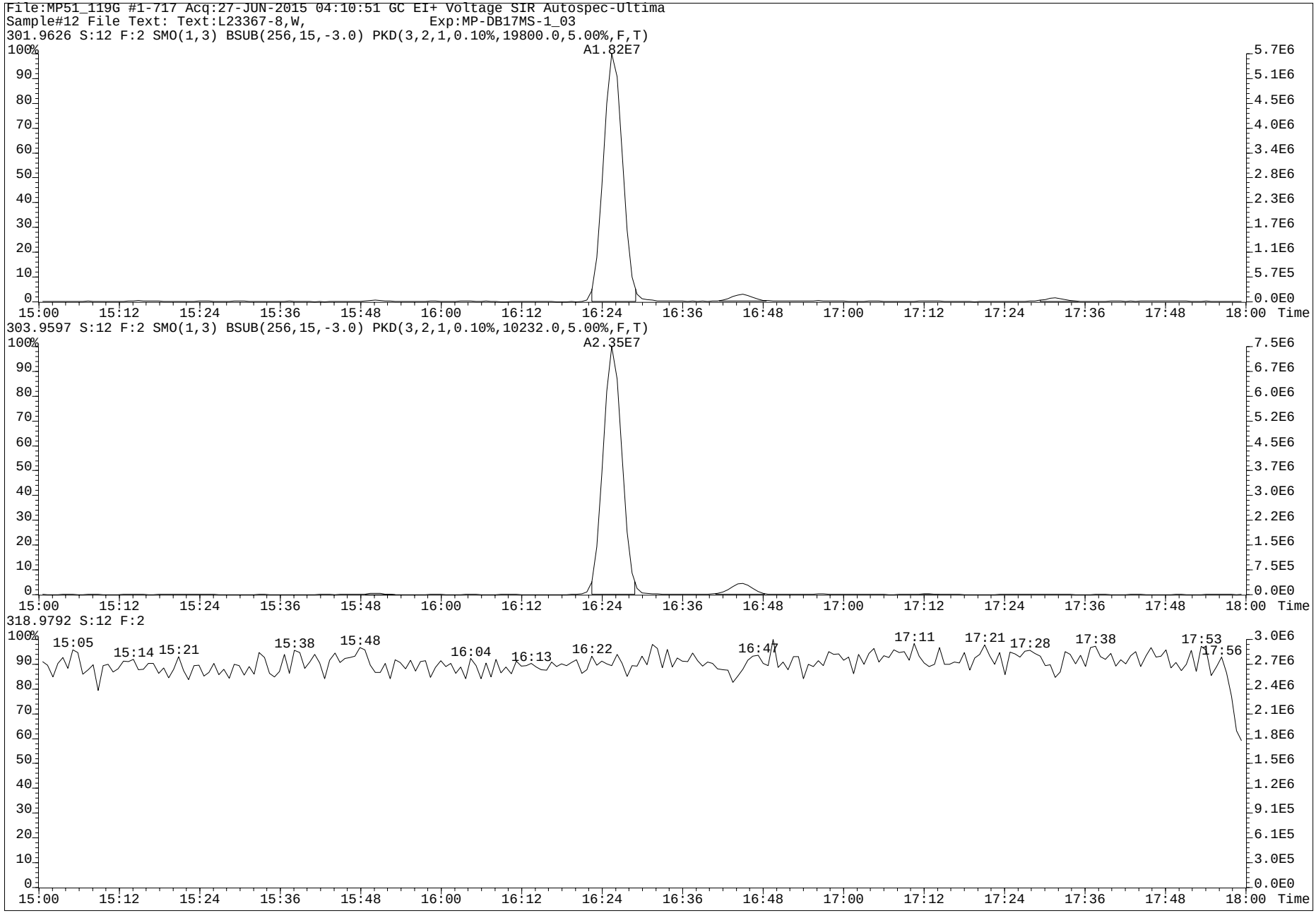
File:MP51_119G #1-717 Acq:27-JUN-2015 04:10:51 GC EI+ Voltage SIR Autospec-Ultima
Sample#12 File Text: Text:L23367-8,W, Exp:MP-DB17MS-1_03
301.9626 S:12 F:2 SMO(1,3) BSUB(256,15,-3.0) PKD(3,2,1,0.10%,19800.0,5.00%,F,T)
A1.82E7
303.9597 S:12 F:2 SMO(1,3) BSUB(256,15,-3.0) PKD(3,2,1,0.10%,10232.0,5.00%,F,T)
A2.35E7
318.9792 S:12 F:2
15:05
15:14
15:21
15:38
15:48
16:04
16:13
16:22
16:47
17:11
17:21
17:28
17:38
17:53
17:56
Time

Run #19 Filename MP51_134 S: 30 I: 1 Acquired: 18-JUL-15 06:46:00 Processed: 20-JUL-15 14:49:28
Run: mp51_134-a Analyte: MP-DB17-S12 Cal: mp51_134-8a Results: mp51_134-b Version: V3.6 6-JAN-2000 17:51:42
Sample text: L23367-8,WI2, Comments: 4,WG51611,2.0/800uL
sample size: ~~4.184000~~ 4 conc units: pg/~~g~~ml total toxicity: 31484.» F1: 1.0000 F2: 1.0000

	Typ	Name	#Hom	Resp	RA		RT	Conc	Tox #1	DL	Rec	M?
1	Unk	1-OH-Naphthalene	1	5.19e+07	0.88	n	8:11	4149.470	415	512.7864	-	n
2	Unk	1-OH-Pyrene	1	4.67e+09	1.23	n	20:44	171211.231	17121	601.1130	-	n
3	Unk	3-OH-Chrysene	1	6.98e+08	2.22	n	23:00	40535.531	4054	1320.3119	-	n
4	Unk	3-OH-Benz[a]anthracene	1	5.34e+07	4.08	n	23:11	2666.858	1333	1115.9741	-	y
5	Unk	7,8-OH-Benzo[a]pyrene-C	0	*	*	n	NotFnd	*	*	*	-	n
6	Unk	7,8-OH-Benzo[a]pyrene-T	0	*	*	n	NotFnd	*	*	*	-	n
7	Unk	7,8-OH-Benzo[a]pyrene-3	0	*	*	n	NotFnd	*	*	*	-	n
8	Unk	9-OH-Benzo[a]pyrene	1	1.99e+08	5.94	n	26:29	25546.444	2555	231.1115	-	n
9	Unk	3-OH-Benzo[a]pyrene	1	4.24e+08	5.34	n	26:41	60067.133	6007	354.1869	OLR -	n
10	Unk	7,8-OH-Benzo[a]pyrene-4	0	*	*	n	NotFnd	*	*	*	-	n
11	IS	13C6-1-OH-Naphthalene	1	1.25e+08	0.78	n	8:11	6936.041	-	541.0294	58.0	n
12	IS	13C6-1-OH-Pyrene	1	3.22e+08	3.48	n	20:44	13213.074	-	228.6041	110.6	n
13	IS	13C6-1-OH-BAA	1	2.45e+08	2.38	n	22:27	12986.730	-	623.1345	107.8	n
14	IS	13C6-3-OH-Chrysene	1	2.55e+08	2.01	n	22:59	11925.582	-	550.2133	98.8	n
15	IS	D11-3-OH-Benzo[a]pyrene	1	1.31e+08	6.50	n	26:36	14028.098	-	34.1886	118.0	n
16	IS	13C-CL4-OH-PCB-79	1	5.55e+06	0.72	y	20:02	1645.411	-	107.5492	68.8	n
17	IS	13C-CL4-PCB-79	0	*	*	n	NotFnd	*	-	*	Div0	n
18	RS	13C-CL4-PCB-81	1	3.83e+07	0.80	y	16:22	2.891	-	-	-	n
19	Tot	Fn1 Lock	-	-			-	-	-	-	-	n
20	Tot	Fn2 Lock	-	-			-	-	-	-	-	n
21	Tot	Fn3 Lock	-	-			-	-	-	-	-	n
22	Tot	Fn4 Lock	-	-			-	-	-	-	-	n
23	Tot	Fn4 Lock	-	-			-	-	-	-	-	n
24	Tot	Fn5 Lock	-	-			-	-	-	-	-	n
25	Tot	Fn6 Lock	-	-			-	-	-	-	-	n

x conc. & DL by 1.046

PV AS 23-JUL-2015

SV by MW
26-July-2015

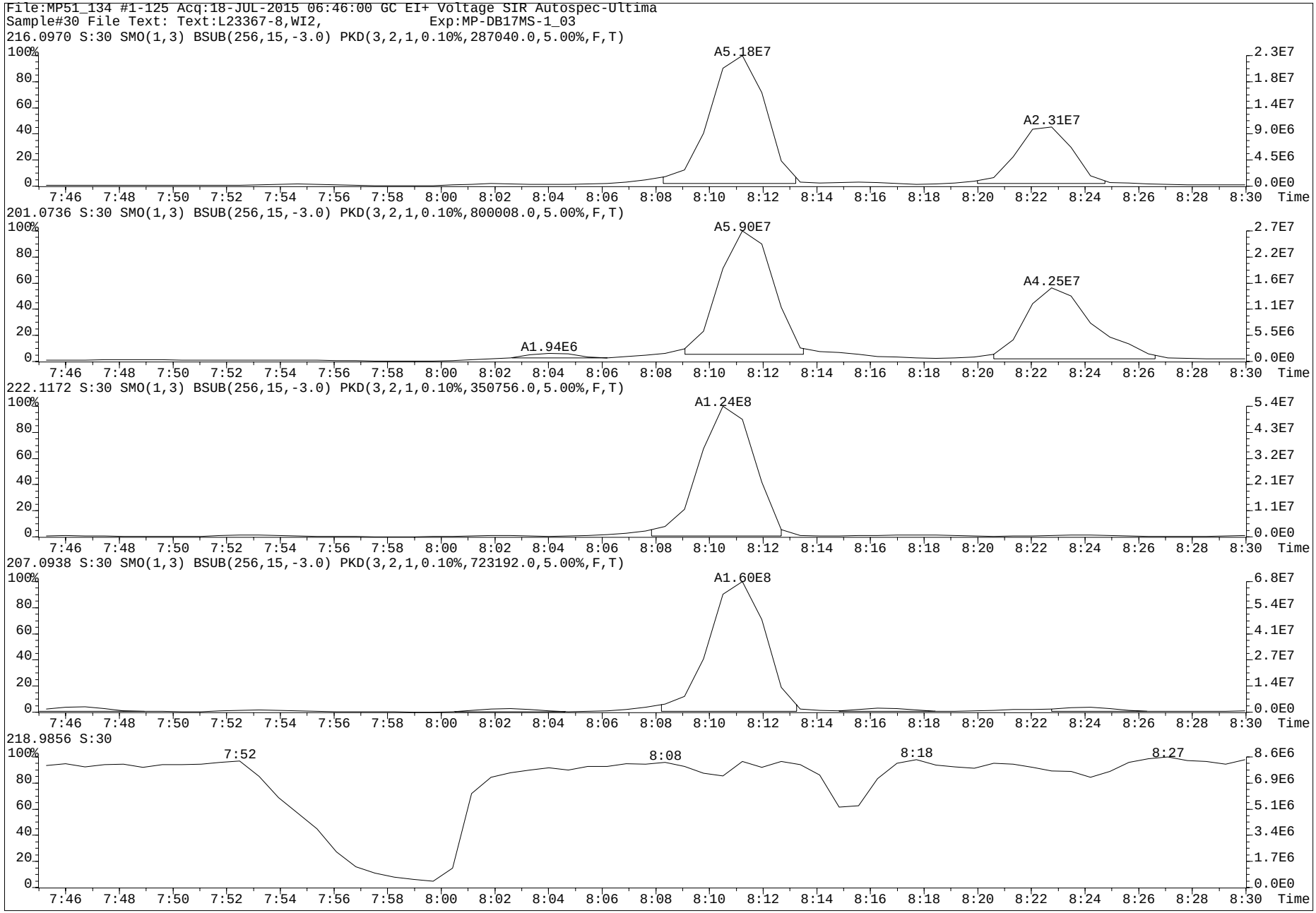
File:MP51_134 #1-125 Acq:18-JUL-2015 06:46:00 GC EI+ Voltage SIR Autospec-Ultima
Sample#30 File Text: Text:L23367-8,WI2, Exp:MP-DB17MS-1_03
216.0970 S:30 SMO(1,3) BSUB(256,15,-3.0) PKD(3,2,1,0.10%,287040.0,5.00%,F,T)
A5.18E7
A2.31E7
201.0736 S:30 SMO(1,3) BSUB(256,15,-3.0) PKD(3,2,1,0.10%,800008.0,5.00%,F,T)
A5.90E7
A4.25E7
A1.94E6
222.1172 S:30 SMO(1,3) BSUB(256,15,-3.0) PKD(3,2,1,0.10%,350756.0,5.00%,F,T)
A1.24E8
207.0938 S:30 SMO(1,3) BSUB(256,15,-3.0) PKD(3,2,1,0.10%,723192.0,5.00%,F,T)
A1.60E8
218.9856 S:30
7:52
8:08
8:18
8:27
Time

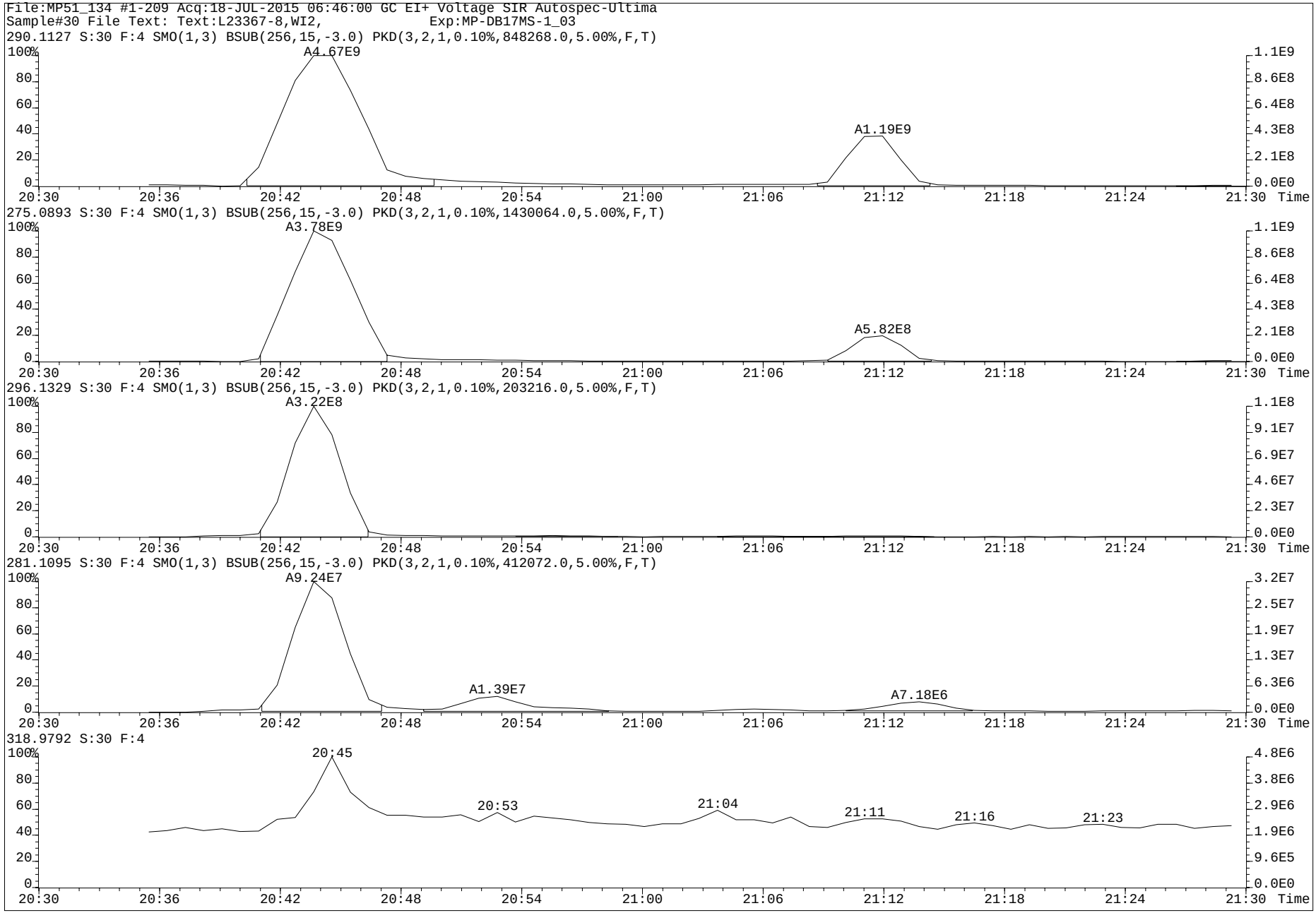
File:MP51_134 #1-209 Acq:18-JUL-2015 06:46:00 GC EI+ Voltage SIR Autospec-Ultima
Sample#30 File Text: Text:L23367-8,WI2, Exp:MP-DB17MS-1_03
290.1127 S:30 F:4 SMO(1,3) BSUB(256,15,-3.0) PKD(3,2,1,0.10%,848268.0,5.00%,F,T)
A4.67E9
A1.19E9
275.0893 S:30 F:4 SMO(1,3) BSUB(256,15,-3.0) PKD(3,2,1,0.10%,1430064.0,5.00%,F,T)
A3.78E9
A5.82E8
296.1329 S:30 F:4 SMO(1,3) BSUB(256,15,-3.0) PKD(3,2,1,0.10%,203216.0,5.00%,F,T)
A3.22E8
281.1095 S:30 F:4 SMO(1,3) BSUB(256,15,-3.0) PKD(3,2,1,0.10%,412072.0,5.00%,F,T)
A9.24E7
A1.39E7
A7.18E6
318.9792 S:30 F:4
20:45
20:53
21:04
21:11
21:16
21:23
Time

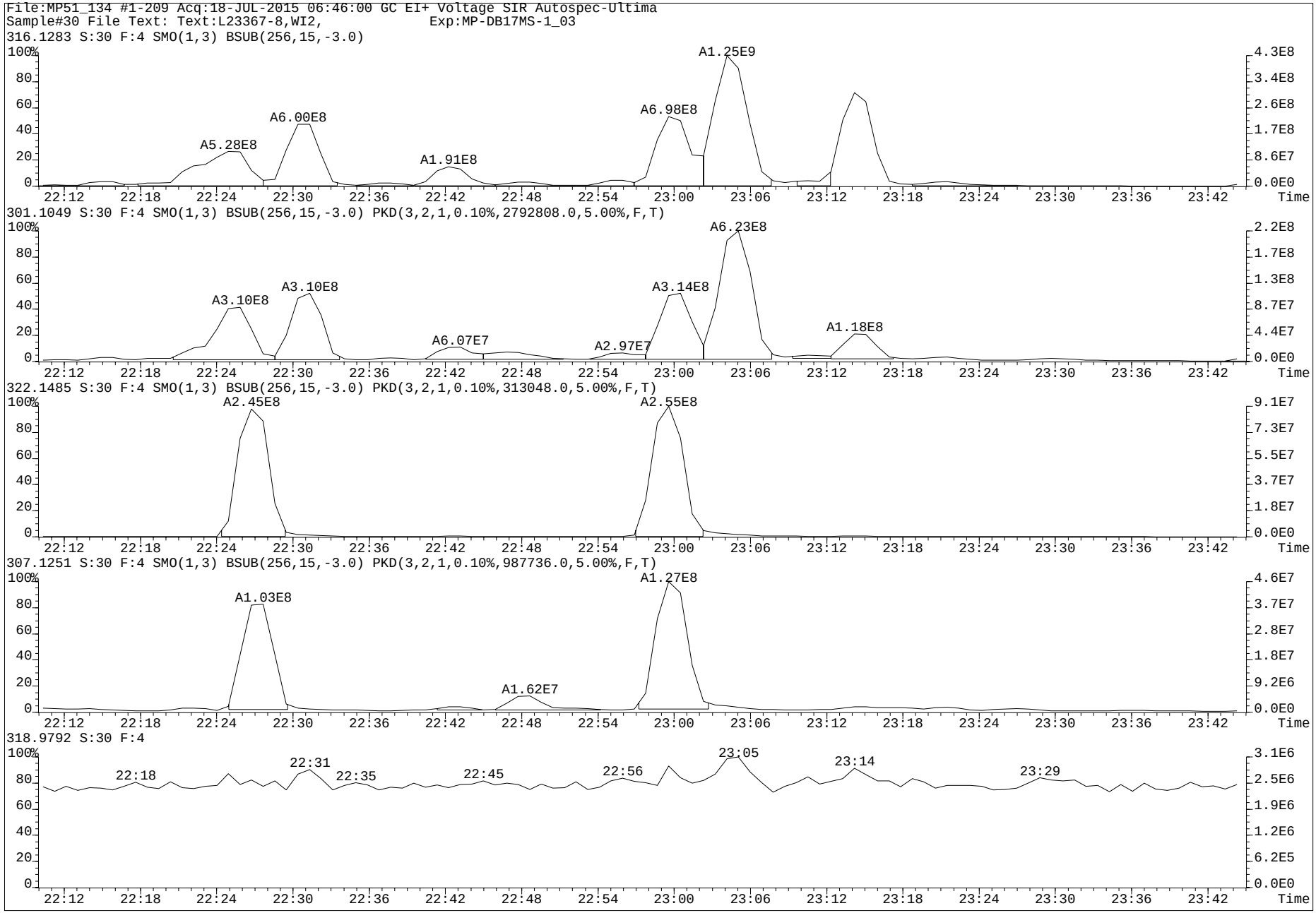
File:MP51_134 #1-209 Acq:18-JUL-2015 06:46:00 GC EI+ Voltage SIR Autospec-Ultima
Sample#30 File Text: Text:L23367-8,WI2, Exp:MP-DB17MS-1_03
316.1283 S:30 F:4 SMO(1,3) BSUB(256,15,-3.0)
A5.28E8
A6.00E8
A1.91E8
A6.98E8
A1.25E9
301.1049 S:30 F:4 SMO(1,3) BSUB(256,15,-3.0) PKD(3,2,1,0.10%,2792808.0,5.00%,F,T)
A3.10E8
A3.10E8
A6.07E7
A2.97E7
A3.14E8
A6.23E8
A1.18E8
322.1485 S:30 F:4 SMO(1,3) BSUB(256,15,-3.0) PKD(3,2,1,0.10%,313048.0,5.00%,F,T)
A2.45E8
A2.55E8
307.1251 S:30 F:4 SMO(1,3) BSUB(256,15,-3.0) PKD(3,2,1,0.10%,987736.0,5.00%,F,T)
A1.03E8
A1.62E7
A1.27E8
318.9792 S:30 F:4
22:18
22:31
22:35
22:45
22:56
23:05
23:14
23:29
Time

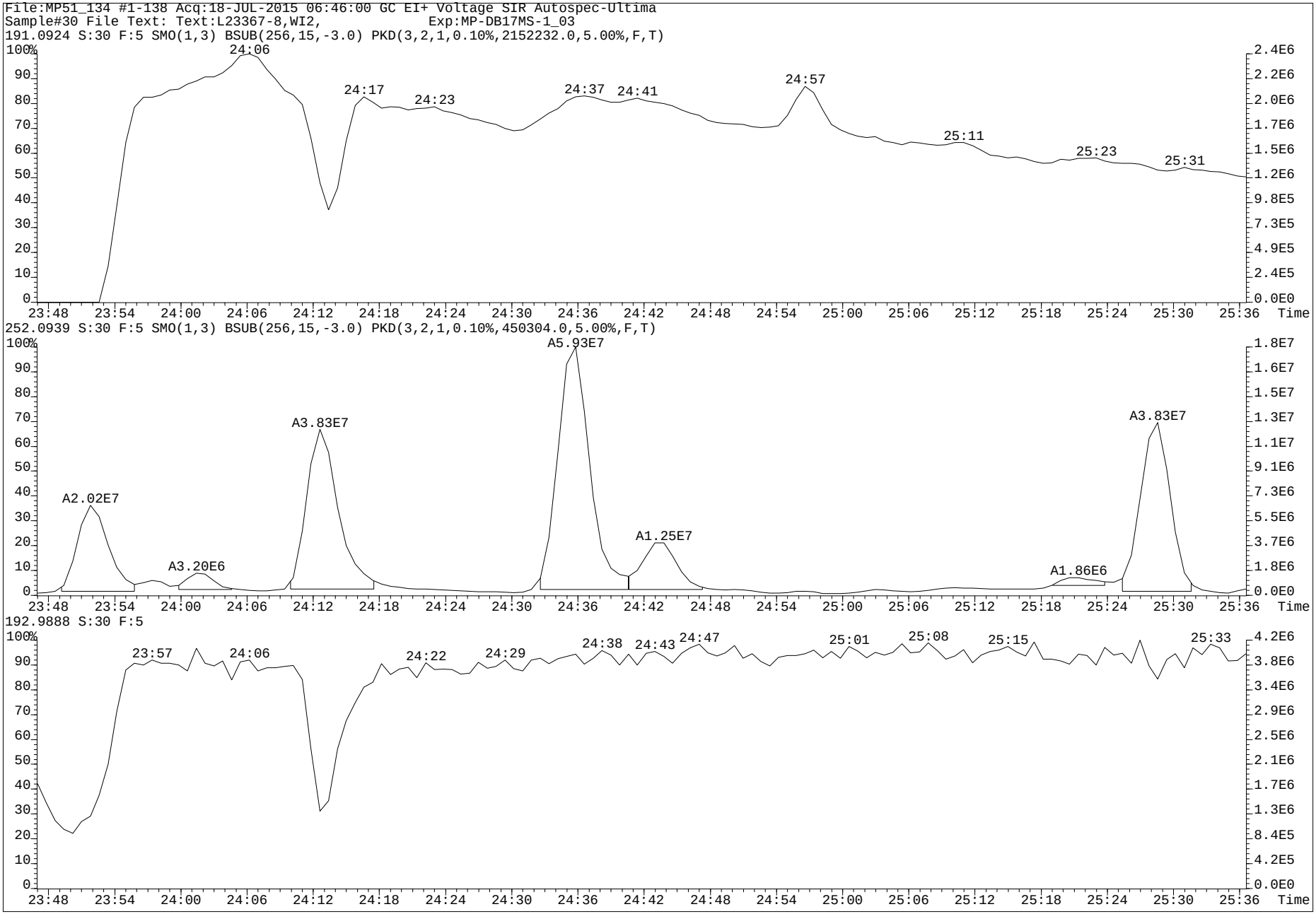
File:MP51_134 #1-138 Acq:18-JUL-2015 06:46:00 GC EI+ Voltage SIR Autospec-Ultima
Sample#30 File Text: Text:L23367-8,WI2, Exp:MP-DB17MS-1_03
191.0924 S:30 F:5 SMO(1,3) BSUB(256,15,-3.0) PKD(3,2,1,0.10%,2152232.0,5.00%,F,T)
24:06
24:17
24:23
24:37
24:41
24:57
25:11
25:23
25:31
252.0939 S:30 F:5 SMO(1,3) BSUB(256,15,-3.0) PKD(3,2,1,0.10%,450304.0,5.00%,F,T)
A2.02E7
A3.20E6
A3.83E7
A5.93E7
A1.25E7
A1.86E6
A3.83E7
192.9888 S:30 F:5
23:57
24:06
24:22
24:29
24:38
24:43
24:47
25:01
25:08
25:15
25:33
Time

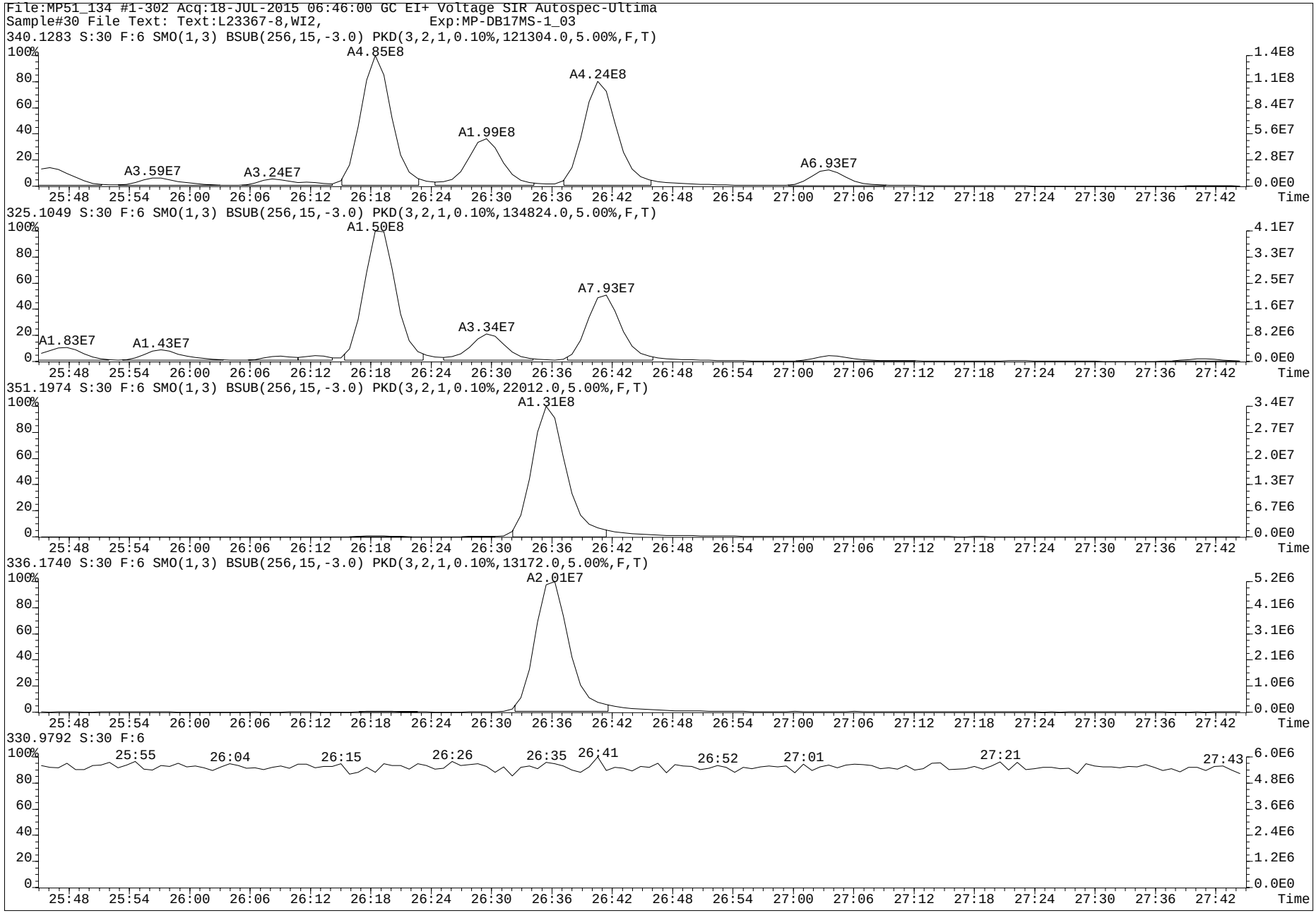
File:MP51_134 #1-302 Acq:18-JUL-2015 06:46:00 GC EI+ Voltage SIR Autospec-Ultima
Sample#30 File Text: Text:L23367-8,WI2, Exp:MP-DB17MS-1_03
340.1283 S:30 F:6 SMO(1,3) BSUB(256,15,-3.0) PKD(3,2,1,0.10%,121304.0,5.00%,F,T)
A4.85E8
A4.24E8
A1.99E8
A3.59E7
A3.24E7
A6.93E7
325.1049 S:30 F:6 SMO(1,3) BSUB(256,15,-3.0) PKD(3,2,1,0.10%,134824.0,5.00%,F,T)
A1.50E8
A7.93E7
A3.34E7
A1.83E7
A1.43E7
351.1974 S:30 F:6 SMO(1,3) BSUB(256,15,-3.0) PKD(3,2,1,0.10%,22012.0,5.00%,F,T)
A1.31E8
336.1740 S:30 F:6 SMO(1,3) BSUB(256,15,-3.0) PKD(3,2,1,0.10%,13172.0,5.00%,F,T)
A2.01E7
330.9792 S:30 F:6
25:55
26:04
26:15
26:26
26:35
26:41
26:52
27:01
27:21
27:43
Time

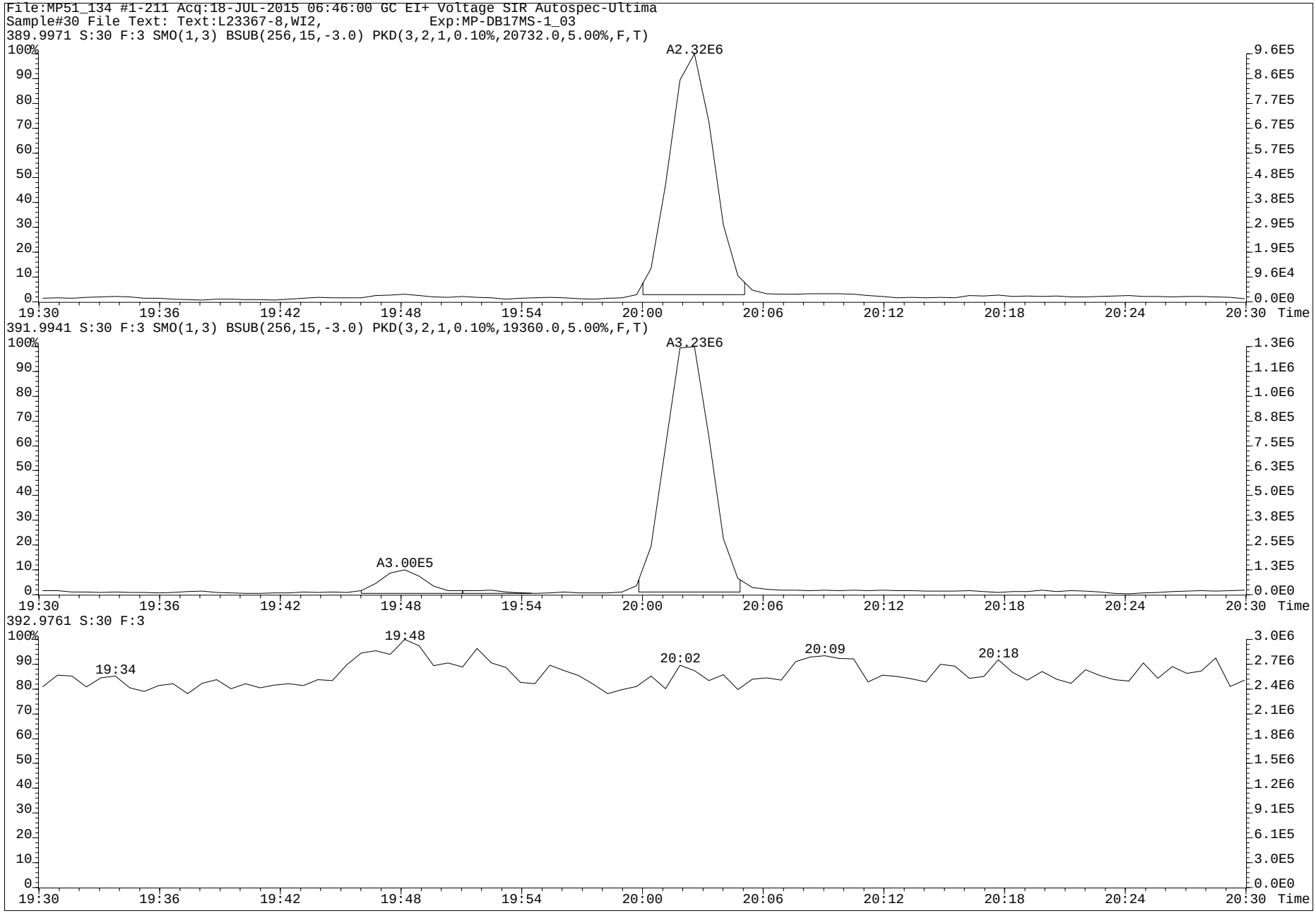
File:MP51_134 #1-211 Acq:18-JUL-2015 06:46:00 GC EI+ Voltage SIR Autospec-Ultima
Sample#30 File Text: Text:L23367-8,WI2, Exp:MP-DB17MS-1_03
389.9971 S:30 F:3 SMO(1,3) BSUB(256,15,-3.0) PKD(3,2,1,0.10%,20732.0,5.00%,F,T)
A2.32E6
391.9941 S:30 F:3 SMO(1,3) BSUB(256,15,-3.0) PKD(3,2,1,0.10%,19360.0,5.00%,F,T)
A3.23E6
A3.00E5
392.9761 S:30 F:3
19:34
19:48
20:02
20:09
20:18
Time

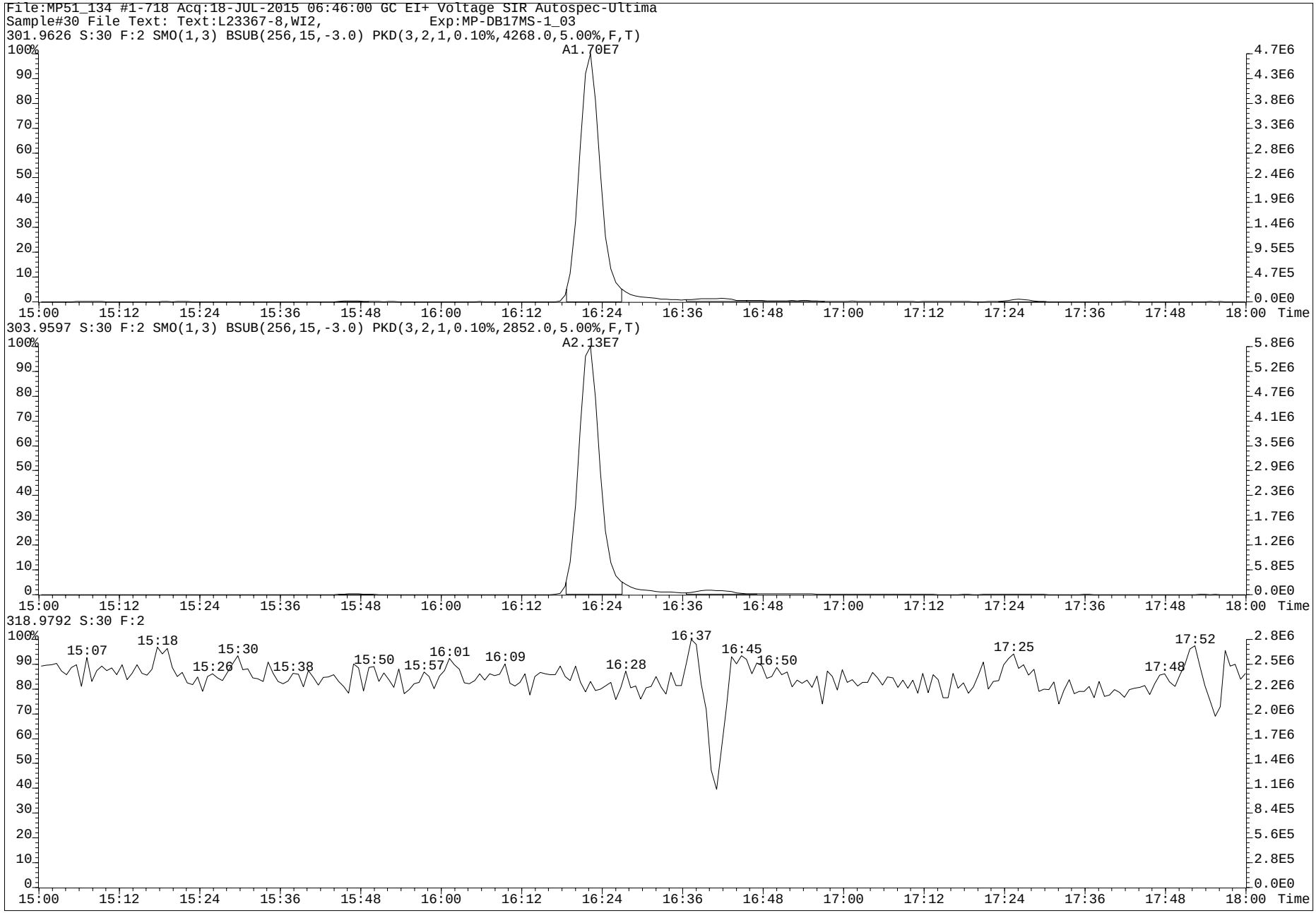
File:MP51_134 #1-718 Acq:18-JUL-2015 06:46:00 GC EI+ Voltage SIR Autospec-Ultima
Sample#30 File Text: Text:L23367-8,WI2, Exp:MP-DB17MS-1_03
301.9626 S:30 F:2 SMO(1,3) BSUB(256,15,-3.0) PKD(3,2,1,0.10%,4268.0,5.00%,F,T)
A1.70E7
303.9597 S:30 F:2 SMO(1,3) BSUB(256,15,-3.0) PKD(3,2,1,0.10%,2852.0,5.00%,F,T)
A2.13E7
318.9792 S:30 F:2
15:07
15:18
15:26
15:30
15:38
15:50
15:57
16:01
16:09
16:28
16:37
16:45
16:50
17:25
17:48
17:52
Time

www.axysanalytical.com

Run #17 Filename MP51_134 S: 28 I: 1 Acquired: 18-JUL-15 05:37:48 Processed: 20-JUL-15 14:49:26
Run: mp51_134-a Analyte: MP-DB17-S12 Cal: mp51_134-8a Results: mp51_134-b Version: V3.6 6-JAN-2000 17:51:42
Sample text: L23367-9,WI2, Comments: 4,WG51611,2.0/800uL
sample size: 4.253000 conc units: pg/µL total toxicity: 13333.» F1: 1.0000 F2: 1.0000

	Typ	Name	#Hom	Resp	RA		RT	Conc	Tox #1	DL	Rec	M?
1	Unk	1-OH-Naphthalene	1	2.80e+07	0.86	n	8:10	2257.473	226	665.6918	-	y
2	Unk	1-OH-Pyrene	1	3.36e+09	1.17	n	20:44	109093.328	10909	253.6658	-	n
3	Unk	3-OH-Chrysene	1	1.35e+08	2.02	n	23:00	7649.871	765	1267.2108	-	y
4	Unk	3-OH-Benz[a]anthracene	1	9.33e+06	4.68	n	23:11	434.244	217	1012.7706	-	y
5	Unk	7,8-OH-Benzo[a]pyrene-C	0	*	*	n	NotFnd	*	*	*	-	n
6	Unk	7,8-OH-Benzo[a]pyrene-T	0	*	*	n	NotFnd	*	*	*	-	n
7	Unk	7,8-OH-Benzo[a]pyrene-3	0	*	*	n	NotFnd	*	*	*	-	n
8	Unk	9-OH-Benzo[a]pyrene	1	3.18e+07	5.12	n	26:29	3988.071	399	95.1724	-	n
9	Unk	3-OH-Benzo[a]pyrene	1	6.38e+07	5.53	n	26:41	8173.415	817	130.6450	-	n
10	Unk	7,8-OH-Benzo[a]pyrene-4	0	*	*	n	NotFnd	*	*	*	-	n
11	IS	13C6-1-OH-Naphthalene	1	1.22e+08	0.76	n	8:10	5803.168	-	641.3004	49.4	n
12	IS	13C6-1-OH-Pyrene	1	3.58e+08	3.20	n	20:44	12587.913	-	168.3975	107.1	n
13	IS	13C6-1-OH-BAA	1	2.59e+08	2.33	n	22:27	11758.424	-	283.7501	99.2	n
14	IS	13C6-3-OH-Chrysene	1	2.57e+08	2.01	n	23:00	10301.664	-	250.5447	86.8	n
15	IS	D11-3-OH-Benzo[a]pyrene	1	1.42e+08	6.62	n	26:36	13091.792	-	37.4399	111.9	n
16	IS	13C-CL4-OH-PCB-79	1	6.57e+06	0.77	y	20:02	1668.639	-	89.4530	71.0	n
17	IS	13C-CL4-PCB-79	0	*	*	n	NotFnd	*	-	*	Div0	n
18	RS	13C-CL4-PCB-81	1	4.39e+07	0.80	y	16:22	3.263	-	-	-	n
19	Tot	Fn1 Lock	-	-			-	-	-	-	-	n
20	Tot	Fn2 Lock	-	-			-	-	-	-	-	n
21	Tot	Fn3 Lock	-	-			-	-	-	-	-	n
22	Tot	Fn4 Lock	-	-			-	-	-	-	-	n
23	Tot	Fn4 Lock	-	-			-	-	-	-	-	n
24	Tot	Fn5 Lock	-	-			-	-	-	-	-	n
25	Tot	Fn6 Lock	-	-			-	-	-	-	-	n

x conc. & DL by 1.063

PV AS 23-JUL-2015

SV by MW 26-July-2015

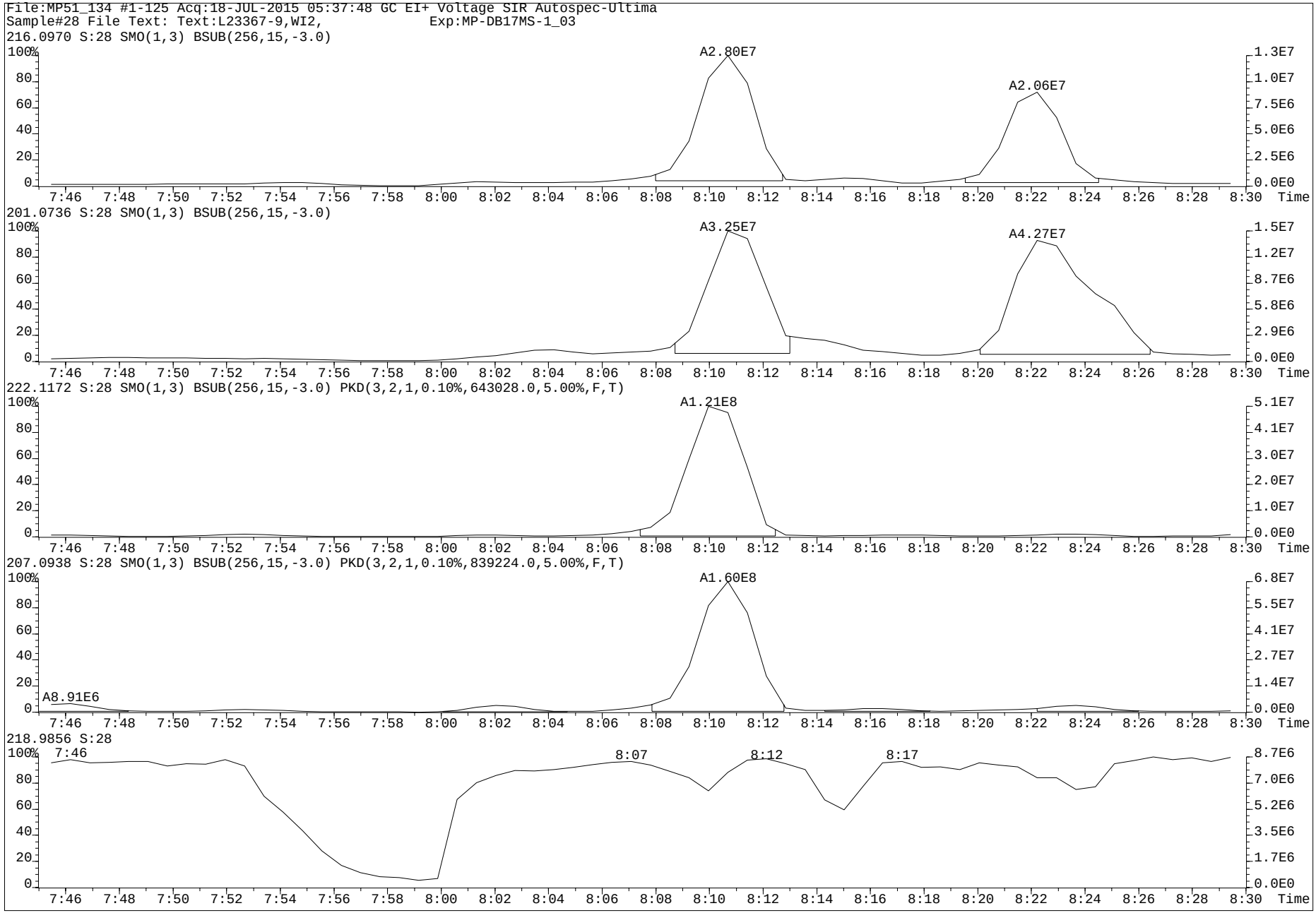
File:MP51_134 #1-125 Acq:18-JUL-2015 05:37:48 GC EI+ Voltage SIR Autospec-Ultima
Sample#28 File Text: Text:L23367-9,WI2, Exp:MP-DB17MS-1_03
216.0970 S:28 SMO(1,3) BSUB(256,15,-3.0)
A2.80E7
A2.06E7
201.0736 S:28 SMO(1,3) BSUB(256,15,-3.0)
A3.25E7
A4.27E7
222.1172 S:28 SMO(1,3) BSUB(256,15,-3.0) PKD(3,2,1,0.10%,643028.0,5.00%,F,T)
A1.21E8
207.0938 S:28 SMO(1,3) BSUB(256,15,-3.0) PKD(3,2,1,0.10%,839224.0,5.00%,F,T)
A1.60E8
A8.91E6
218.9856 S:28
7:46
8:07
8:12
8:17
Time

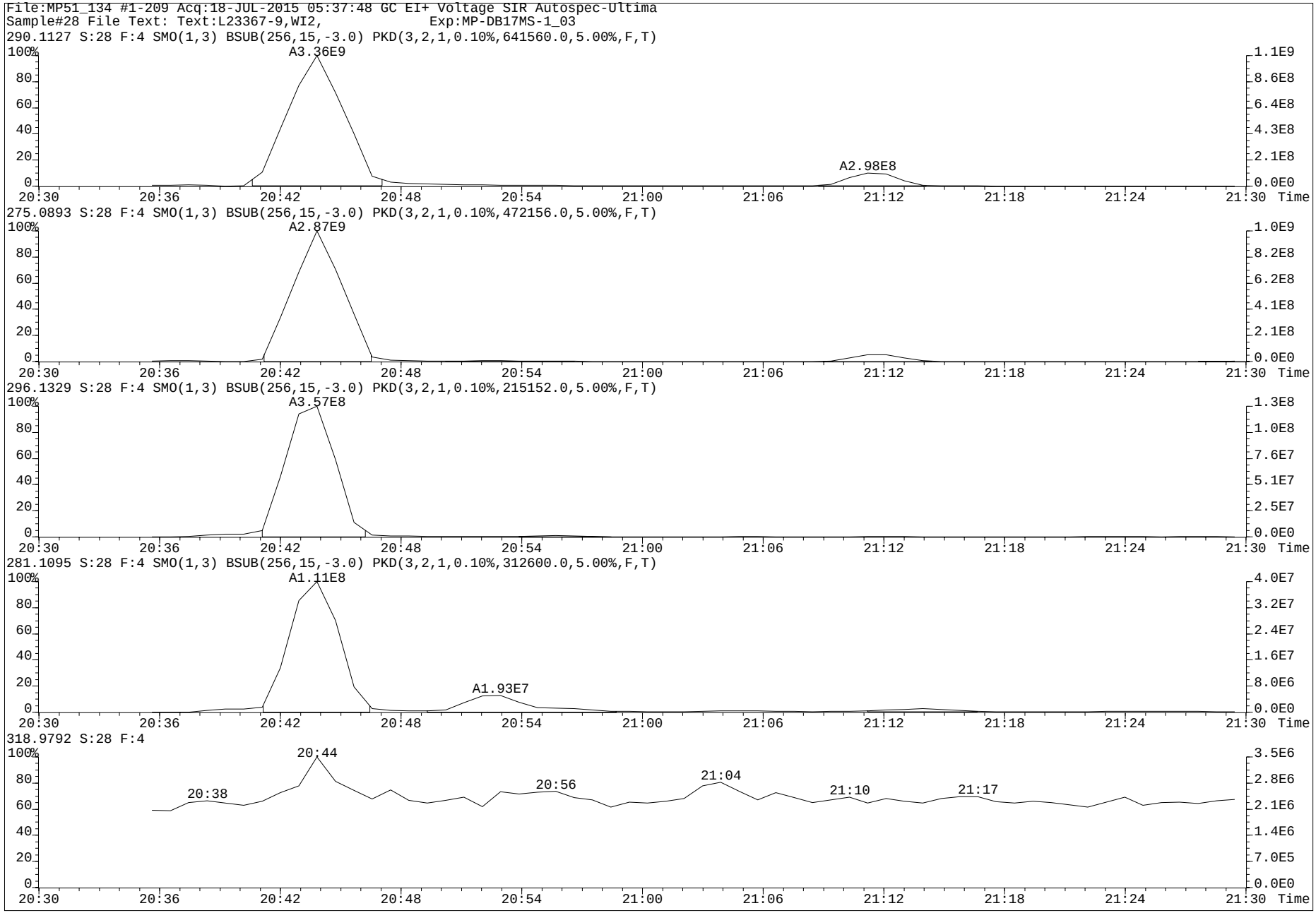
File:MP51_134 #1-209 Acq:18-JUL-2015 05:37:48 GC EI+ Voltage SIR Autospec-Ultima
Sample#28 File Text: Text:L23367-9,WI2, Exp:MP-DB17MS-1_03
290.1127 S:28 F:4 SMO(1,3) BSUB(256,15,-3.0) PKD(3,2,1,0.10%,641560.0,5.00%,F,T)
A3.36E9
A2.98E8
275.0893 S:28 F:4 SMO(1,3) BSUB(256,15,-3.0) PKD(3,2,1,0.10%,472156.0,5.00%,F,T)
A2.87E9
296.1329 S:28 F:4 SMO(1,3) BSUB(256,15,-3.0) PKD(3,2,1,0.10%,215152.0,5.00%,F,T)
A3.57E8
281.1095 S:28 F:4 SMO(1,3) BSUB(256,15,-3.0) PKD(3,2,1,0.10%,312600.0,5.00%,F,T)
A1.11E8
A1.93E7
318.9792 S:28 F:4
20:44
20:38
20:56
21:04
21:10
21:17
Time

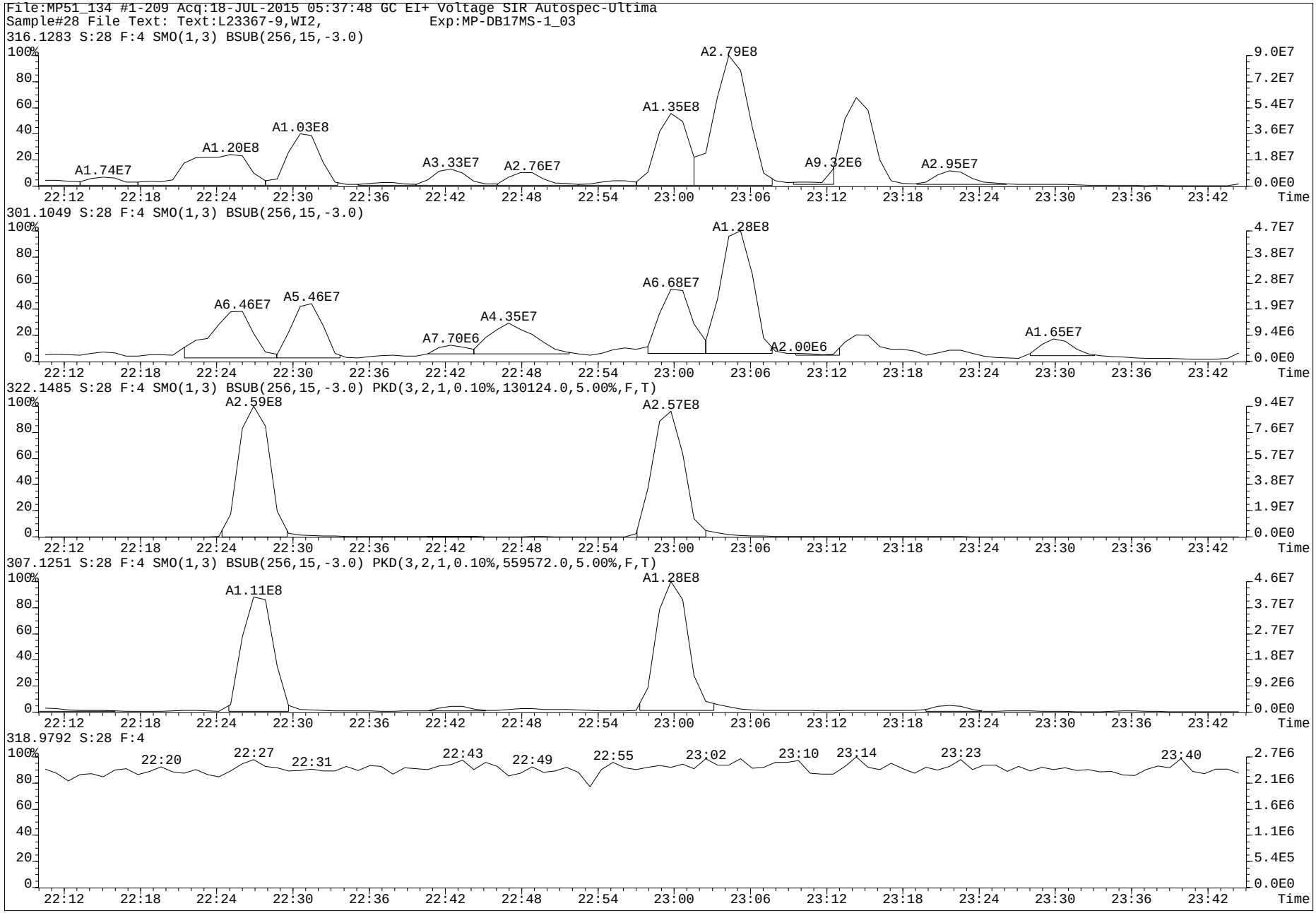
File:MP51_134 #1-209 Acq:18-JUL-2015 05:37:48 GC EI+ Voltage SIR Autospec-Ultima
Sample#28 File Text: Text:L23367-9,WI2, Exp:MP-DB17MS-1_03
316.1283 S:28 F:4 SMO(1,3) BSUB(256,15,-3.0)
A1.74E7
A1.20E8
A1.03E8
A3.33E7
A2.76E7
A1.35E8
A2.79E8
A9.32E6
A2.95E7
301.1049 S:28 F:4 SMO(1,3) BSUB(256,15,-3.0)
A6.46E7
A5.46E7
A7.70E6
A4.35E7
A6.68E7
A1.28E8
A2.00E6
A1.65E7
322.1485 S:28 F:4 SMO(1,3) BSUB(256,15,-3.0) PKD(3,2,1,0.10%,130124.0,5.00%,F,T)
A2.59E8
A2.57E8
307.1251 S:28 F:4 SMO(1,3) BSUB(256,15,-3.0) PKD(3,2,1,0.10%,559572.0,5.00%,F,T)
A1.11E8
A1.28E8
318.9792 S:28 F:4
22:20
22:27
22:31
22:43
22:49
22:55
23:02
23:10
23:14
23:23
23:40
Time

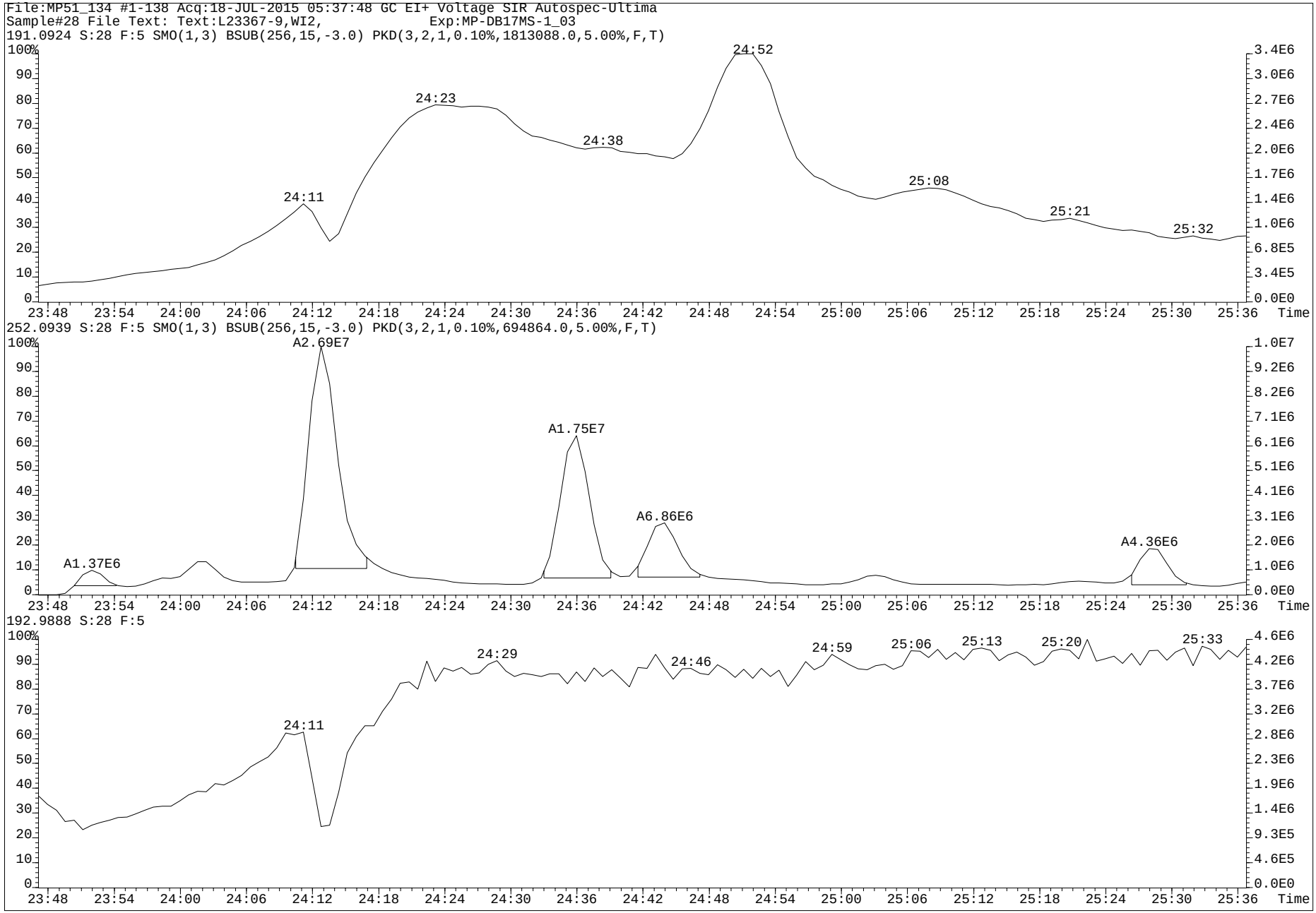
File:MP51_134 #1-138 Acq:18-JUL-2015 05:37:48 GC EI+ Voltage SIR Autospec-Ultima
Sample#28 File Text: Text:L23367-9,WI2, Exp:MP-DB17MS-1_03
191.0924 S:28 F:5 SMO(1,3) BSUB(256,15,-3.0) PKD(3,2,1,0.10%,1813088.0,5.00%,F,T)
24:11
24:23
24:38
24:52
25:08
25:21
25:32
252.0939 S:28 F:5 SMO(1,3) BSUB(256,15,-3.0) PKD(3,2,1,0.10%,694864.0,5.00%,F,T)
A1.37E6
A2.69E7
A1.75E7
A6.86E6
A4.36E6
192.9888 S:28 F:5
24:11
24:29
24:46
24:59
25:06
25:13
25:20
25:33
Time

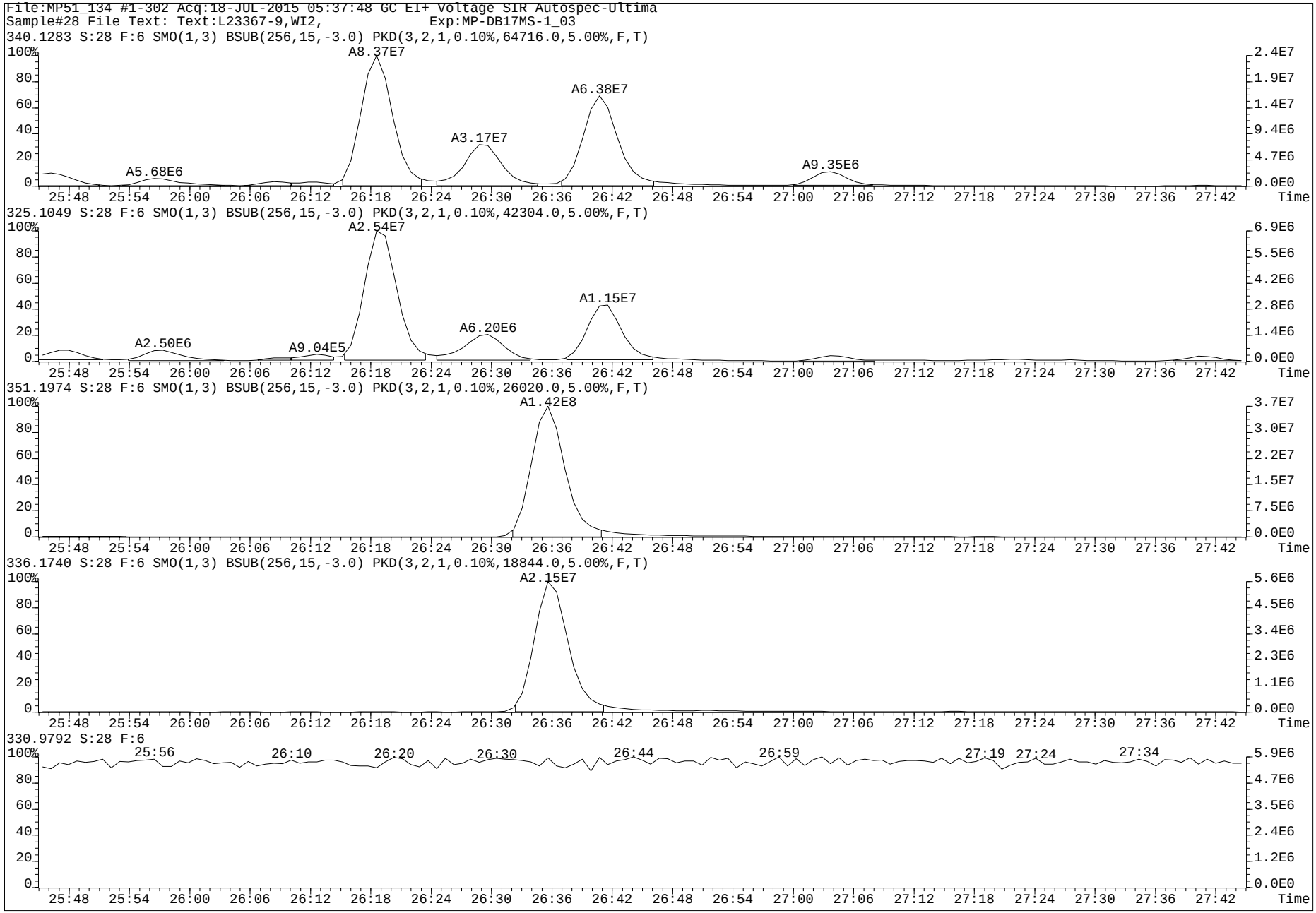
File:MP51_134 #1-302 Acq:18-JUL-2015 05:37:48 GC EI+ Voltage SIR Autospec-Ultima
Sample#28 File Text: Text:L23367-9,WI2, Exp:MP-DB17MS-1_03
340.1283 S:28 F:6 SMO(1,3) BSUB(256,15,-3.0) PKD(3,2,1,0.10%,64716.0,5.00%,F,T)
A8.37E7
A6.38E7
A3.17E7
A5.68E6
A9.35E6
325.1049 S:28 F:6 SMO(1,3) BSUB(256,15,-3.0) PKD(3,2,1,0.10%,42304.0,5.00%,F,T)
A2.54E7
A1.15E7
A6.20E6
A2.50E6
A9.04E5
351.1974 S:28 F:6 SMO(1,3) BSUB(256,15,-3.0) PKD(3,2,1,0.10%,26020.0,5.00%,F,T)
A1.42E8
336.1740 S:28 F:6 SMO(1,3) BSUB(256,15,-3.0) PKD(3,2,1,0.10%,18844.0,5.00%,F,T)
A2.15E7
330.9792 S:28 F:6
Time

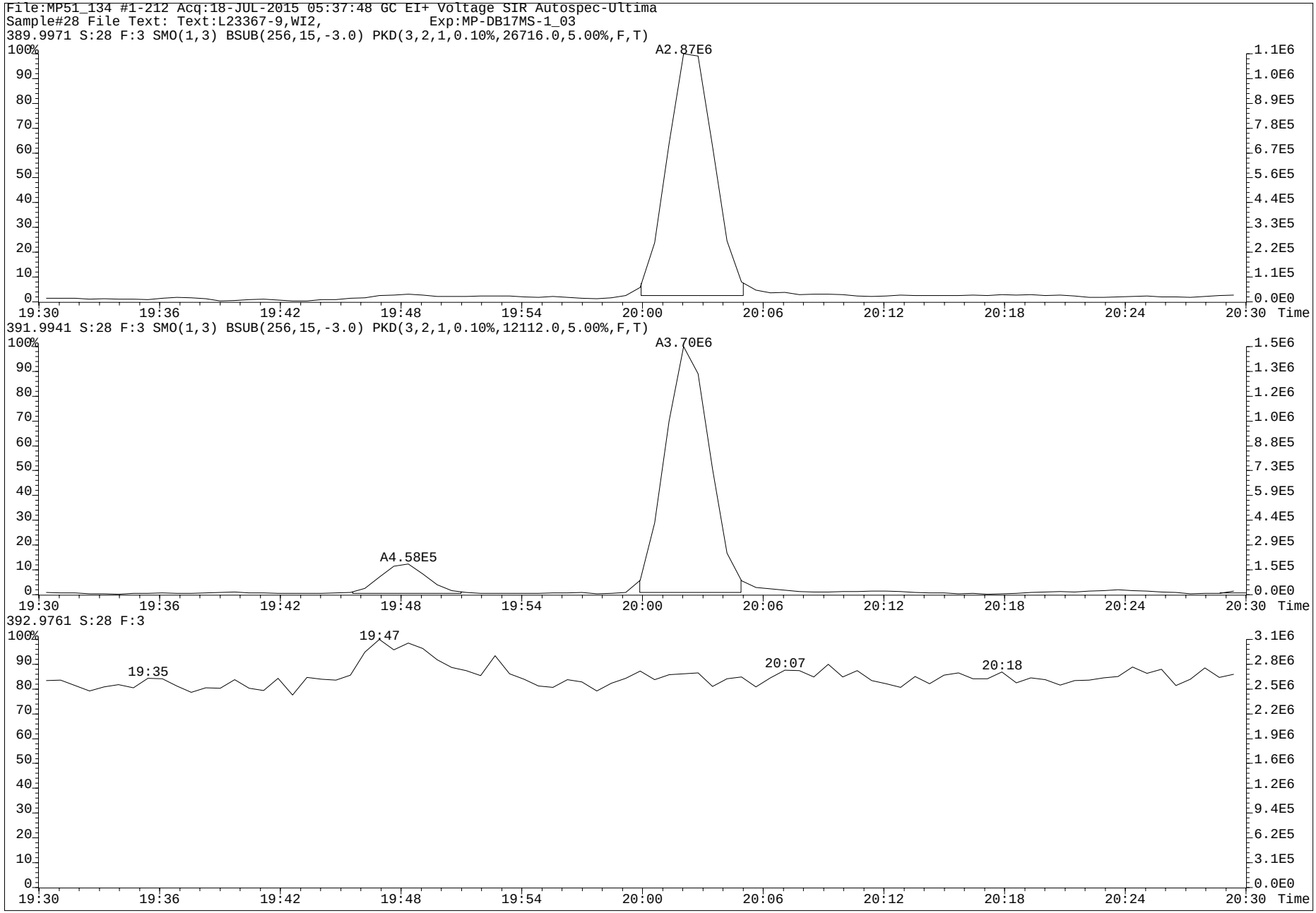
File:MP51_134 #1-212 Acq:18-JUL-2015 05:37:48 GC EI+ Voltage SIR Autospec-Ultima
Sample#28 File Text: Text:L23367-9,WI2, Exp:MP-DB17MS-1_03
389.9971 S:28 F:3 SMO(1,3) BSUB(256,15,-3.0) PKD(3,2,1,0.10%,26716.0,5.00%,F,T)
A2.87E6
391.9941 S:28 F:3 SMO(1,3) BSUB(256,15,-3.0) PKD(3,2,1,0.10%,12112.0,5.00%,F,T)
A3.70E6
A4.58E5
392.9761 S:28 F:3
19:47
19:35
20:07
20:18
Time

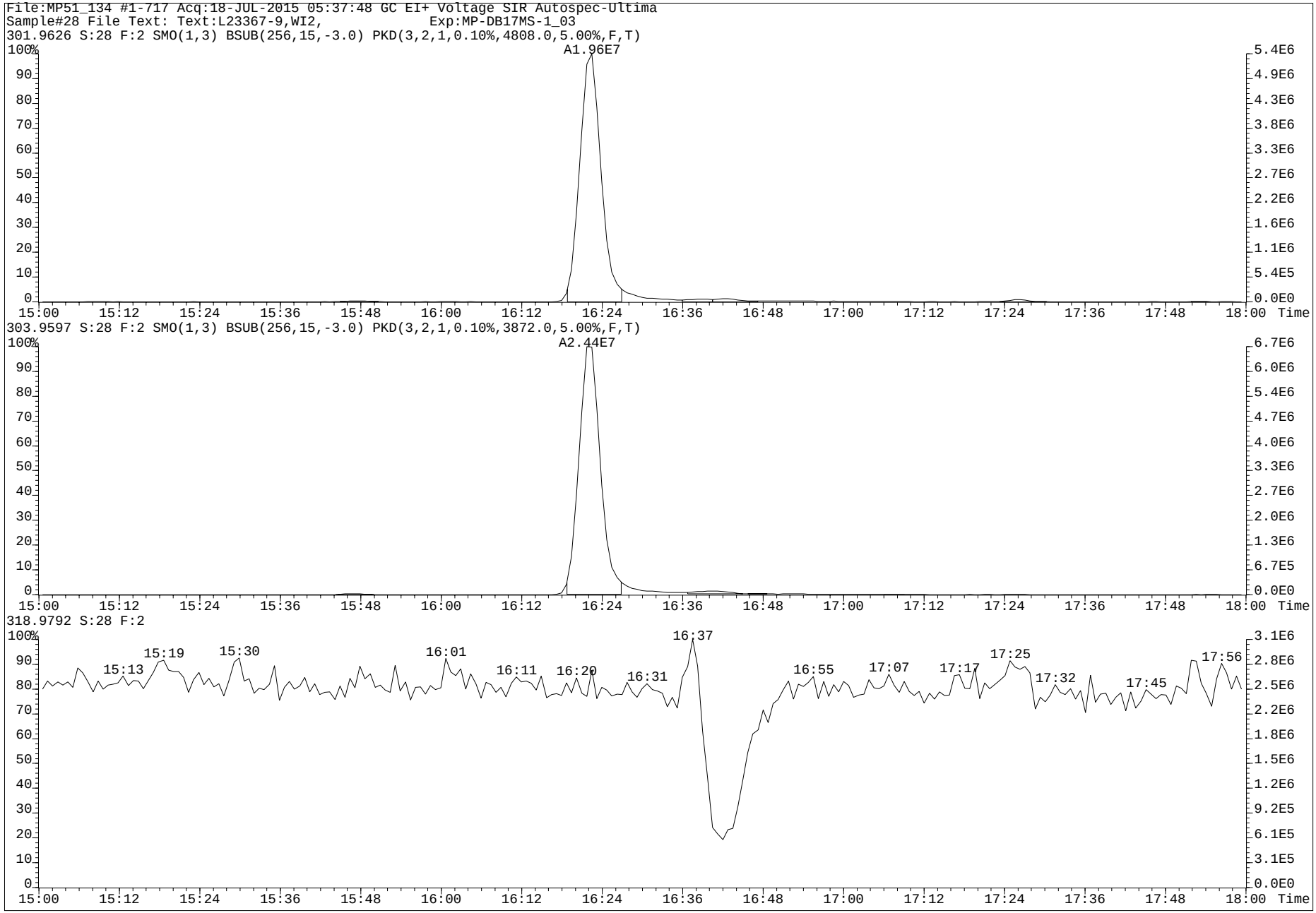
File:MP51_134 #1-717 Acq:18-JUL-2015 05:37:48 GC EI+ Voltage SIR Autospec-Ultima
Sample#28 File Text: Text:L23367-9,WI2, Exp:MP-DB17MS-1_03
301.9626 S:28 F:2 SMO(1,3) BSUB(256,15,-3.0) PKD(3,2,1,0.10%,4808.0,5.00%,F,T)
A1.96E7
303.9597 S:28 F:2 SMO(1,3) BSUB(256,15,-3.0) PKD(3,2,1,0.10%,3872.0,5.00%,F,T)
A2.44E7
318.9792 S:28 F:2
15:13
15:19
15:30
16:01
16:11
16:20
16:31
16:37
16:55
17:07
17:17
17:25
17:32
17:45
17:56
Time

www.axysanalytical.com

Run #15 Filename MP51_134 S: 26 I: 1 Acquired: 18-JUL-15 04:29:37 Processed: 20-JUL-15 14:49:25
Run: mp51_134-a Analyte: MP-DB17-S12 Cal: mp51_134-8a Results: mp51_134-b Version: V3.6 6-JAN-2000 17:51:42
Sample text: L23367-10,WI2, Comments: 4,WG51611,2.0/800uL
sample size: 4.165000 conc units: pg/sml total toxicity: 8934.39 F1: 1.0000 F2: 1.0000

	Typ	Name	#Hom	Resp	RA		RT	Conc	Tox #1	DL	Rec	M?
1	Unk	1-OH-Naphthalene	1	3.26e+07	0.85	n	8:09	1674.359	167	467.1253	-	n
2	Unk	1-OH-Pyrene	1	3.46e+09	1.20	n	20:43	71794.413	7179	87.1280	-	n
3	Unk	3-OH-Chrysene	1	1.38e+08	1.84	n	22:58	5210.169	521	1095.0274	-	n
4	Unk	3-OH-Benz[a]anthracene	1	1.50e+07	6.80	n	23:11	448.116	224	848.4748	-	y
5	Unk	7,8-OH-Benzo[a]pyrene-C	0	*	*	n	NotFnd	*	*	*	-	n
6	Unk	7,8-OH-Benzo[a]pyrene-T	0	*	*	n	NotFnd	*	*	*	-	n
7	Unk	7,8-OH-Benzo[a]pyrene-3	0	*	*	n	NotFnd	*	*	*	-	n
8	Unk	9-OH-Benzo[a]pyrene	1	3.03e+07	6.09	n	26:28	2530.490	253	49.5300	-	n
9	Unk	3-OH-Benzo[a]pyrene	1	6.46e+07	5.66	n	26:40	5893.914	589	70.5209	-	n
10	Unk	7,8-OH-Benzo[a]pyrene-4	0	*	*	n	NotFnd	*	*	*	-	n
11	IS	13C6-1-OH-Naphthalene	1	1.95e+08	0.74	n	8:08	5023.101	-	338.5446	41.8	n
12	IS	13C6-1-OH-Pyrene	1	5.70e+08	3.34	n	20:43	10824.176	-	64.5320	90.2	n
13	IS	13C6-1-OH-BAA	1	4.11e+08	2.41	n	22:26	10062.764	-	144.0194	83.2	n
14	IS	13C6-3-OH-Chrysene	1	3.94e+08	1.99	n	22:59	8525.645	-	127.1658	70.3	n
15	IS	D11-3-OH-Benzo[a]pyrene	1	2.04e+08	6.61	n	26:35	10117.896	-	29.7849	84.7	n
16	IS	13C-CL4-OH-PCB-79	1	2.12e+07	0.78	y	20:02	2909.722	-	48.1799	121.2	n
17	IS	13C-CL4-PCB-79	0	*	*	n	NotFnd	*	-	*	Div0	n
18	RS	13C-CL4-PCB-81	1	8.31e+07	0.79	y	16:22	6.309	-	-	-	n
19	Tot	Fn1 Lock	-	-			-	-	-	-	-	n
20	Tot	Fn2 Lock	-	-			-	-	-	-	-	n
21	Tot	Fn3 Lock	-	-			-	-	-	-	-	n
22	Tot	Fn4 Lock	-	-			-	-	-	-	-	n
23	Tot	Fn4 Lock	-	-			-	-	-	-	-	n
24	Tot	Fn5 Lock	-	-			-	-	-	-	-	n
25	Tot	Fn6 Lock	-	-			-	-	-	-	-	n

x conc. & DL by 1.041

PV AS 23-JUL-2015

SV by MW 28 July - 2015

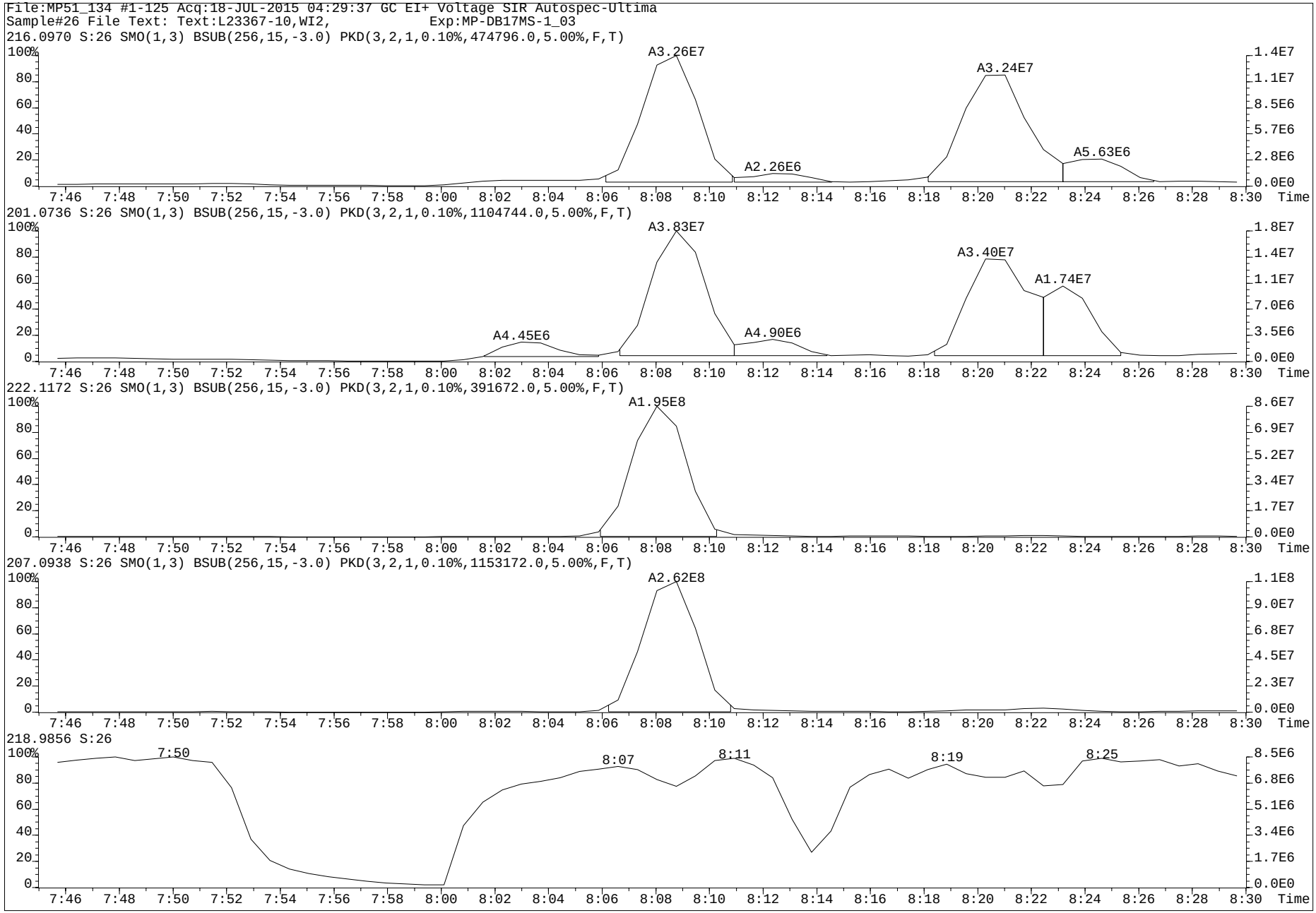
File:MP51_134 #1-125 Acq:18-JUL-2015 04:29:37 GC EI+ Voltage SIR Autospec-Ultima
Sample#26 File Text: Text:L23367-10,WI2, Exp:MP-DB17MS-1_03
216.0970 S:26 SMO(1,3) BSUB(256,15,-3.0) PKD(3,2,1,0.10%,474796.0,5.00%,F,T)
A3.26E7
A3.24E7
A2.26E6
A5.63E6
201.0736 S:26 SMO(1,3) BSUB(256,15,-3.0) PKD(3,2,1,0.10%,1104744.0,5.00%,F,T)
A3.83E7
A3.40E7
A1.74E7
A4.45E6
A4.90E6
222.1172 S:26 SMO(1,3) BSUB(256,15,-3.0) PKD(3,2,1,0.10%,391672.0,5.00%,F,T)
A1.95E8
207.0938 S:26 SMO(1,3) BSUB(256,15,-3.0) PKD(3,2,1,0.10%,1153172.0,5.00%,F,T)
A2.62E8
218.9856 S:26
7:50
8:07
8:11
8:19
8:25
Time

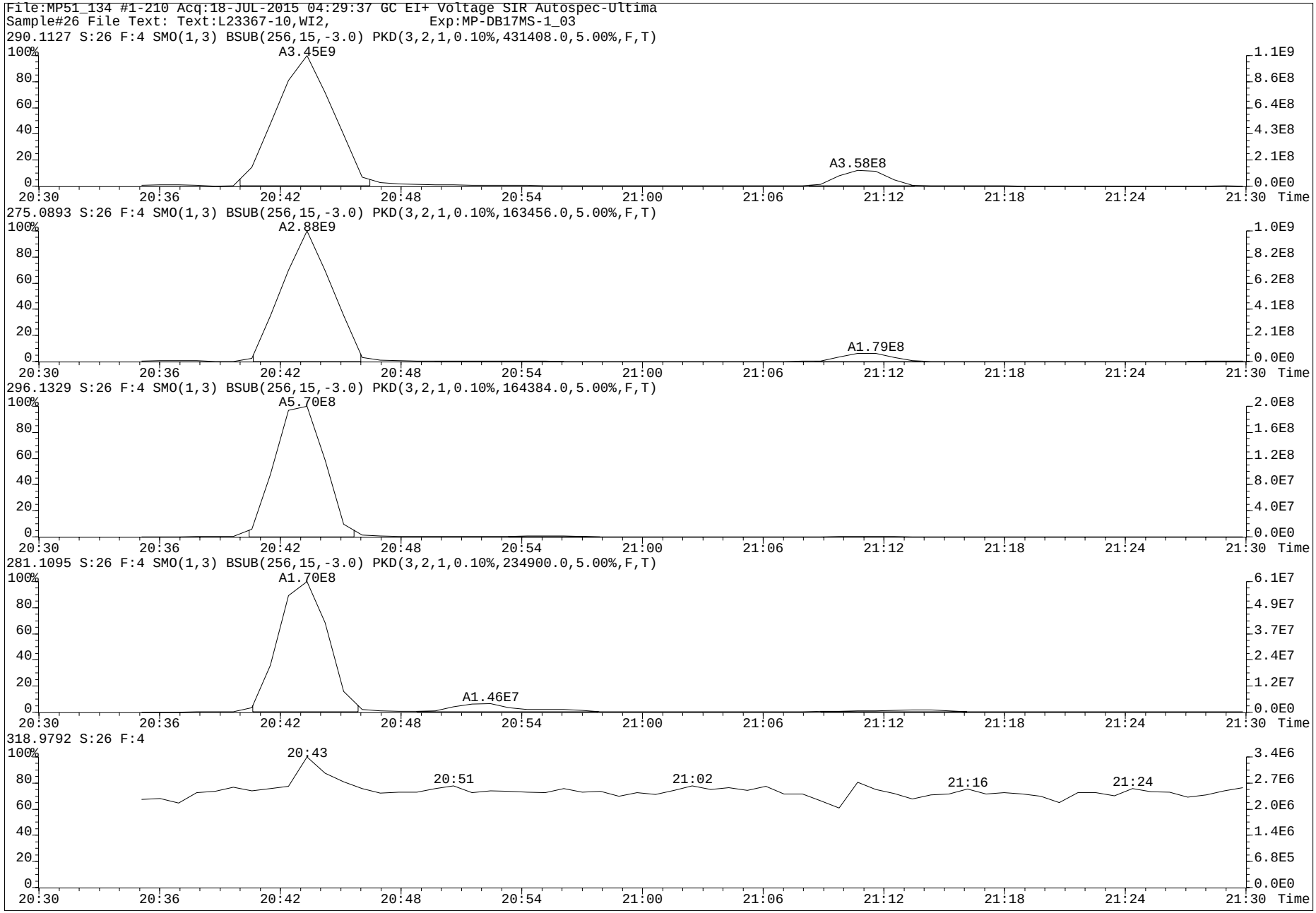
File:MP51_134 #1-210 Acq:18-JUL-2015 04:29:37 GC EI+ Voltage SIR Autospec-Ultima
Sample#26 File Text: Text:L23367-10,WI2, Exp:MP-DB17MS-1_03
290.1127 S:26 F:4 SMO(1,3) BSUB(256,15,-3.0) PKD(3,2,1,0.10%,431408.0,5.00%,F,T)
A3.45E9
A3.58E8
275.0893 S:26 F:4 SMO(1,3) BSUB(256,15,-3.0) PKD(3,2,1,0.10%,163456.0,5.00%,F,T)
A2.88E9
A1.79E8
296.1329 S:26 F:4 SMO(1,3) BSUB(256,15,-3.0) PKD(3,2,1,0.10%,164384.0,5.00%,F,T)
A5.70E8
281.1095 S:26 F:4 SMO(1,3) BSUB(256,15,-3.0) PKD(3,2,1,0.10%,234900.0,5.00%,F,T)
A1.70E8
A1.46E7
318.9792 S:26 F:4
20:43
20:51
21:02
21:16
21:24
Time

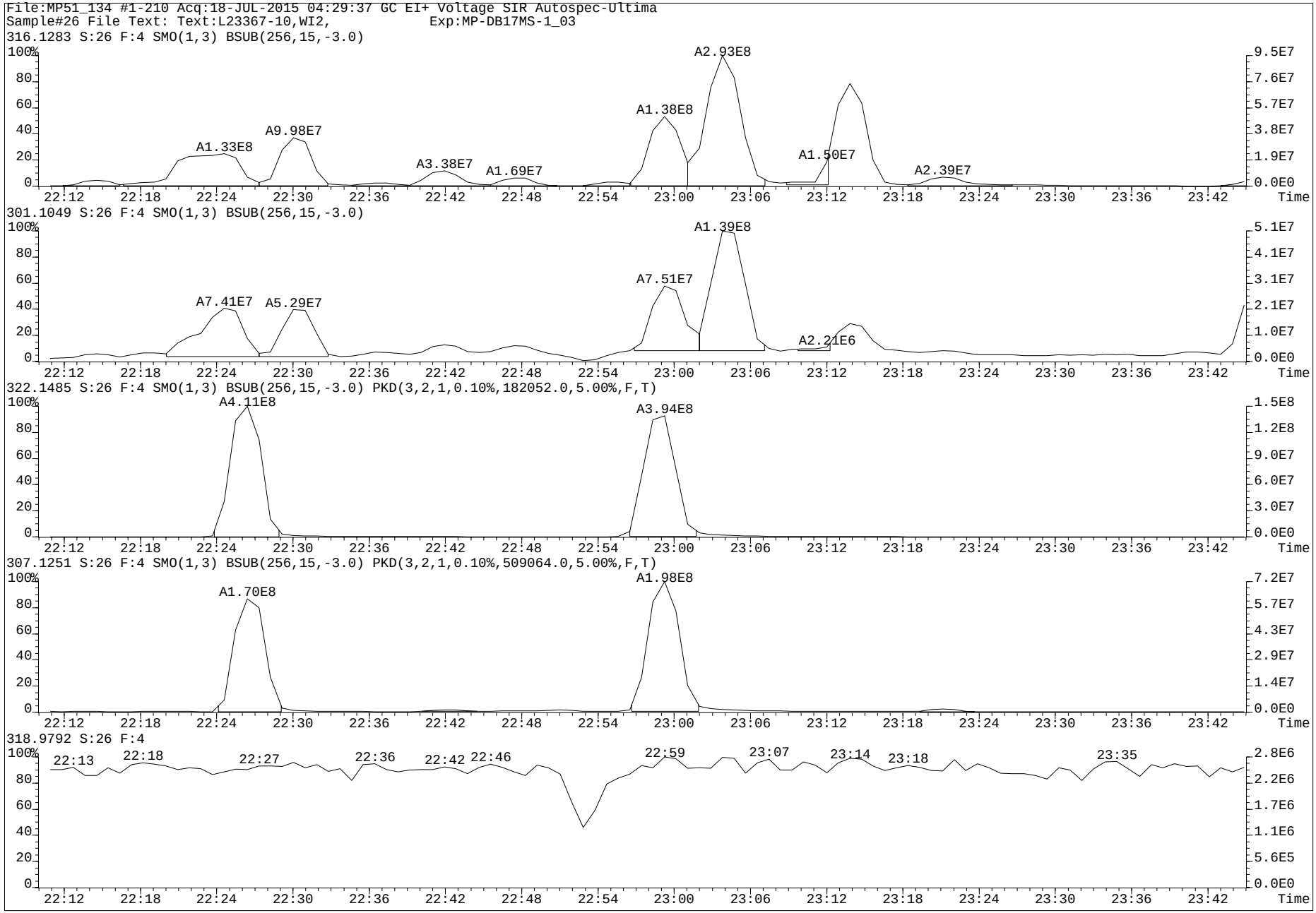
File:MP51_134 #1-210 Acq:18-JUL-2015 04:29:37 GC EI+ Voltage SIR Autospec-Ultima
Sample#26 File Text: Text:L23367-10,WI2, Exp:MP-DB17MS-1_03
316.1283 S:26 F:4 SMO(1,3) BSUB(256,15,-3.0)
A1.33E8
A9.98E7
A3.38E7
A1.69E7
A1.38E8
A2.93E8
A1.50E7
A2.39E7
301.1049 S:26 F:4 SMO(1,3) BSUB(256,15,-3.0)
A7.41E7
A5.29E7
A7.51E7
A1.39E8
A2.21E6
322.1485 S:26 F:4 SMO(1,3) BSUB(256,15,-3.0) PKD(3,2,1,0.10%,182052.0,5.00%,F,T)
A4.11E8
A3.94E8
307.1251 S:26 F:4 SMO(1,3) BSUB(256,15,-3.0) PKD(3,2,1,0.10%,509064.0,5.00%,F,T)
A1.70E8
A1.98E8
318.9792 S:26 F:4
22:13
22:18
22:27
22:36
22:42
22:46
22:59
23:07
23:14
23:18
23:35
Time

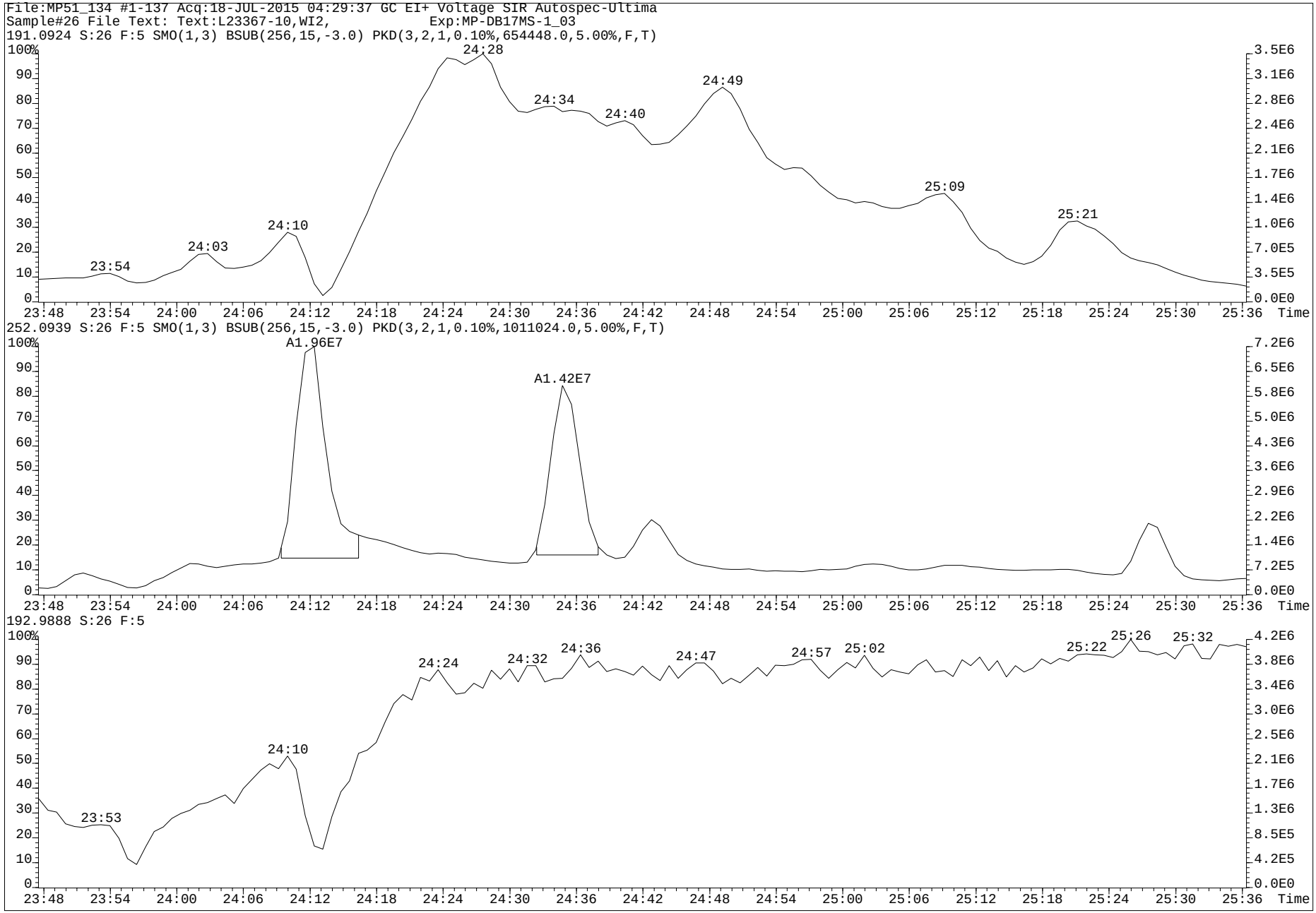
File:MP51_134 #1-137 Acq:18-JUL-2015 04:29:37 GC EI+ Voltage SIR Autospec-Ultima
Sample#26 File Text: Text:L23367-10,WI2, Exp:MP-DB17MS-1_03
191.0924 S:26 F:5 SMO(1,3) BSUB(256,15,-3.0) PKD(3,2,1,0.10%,654448.0,5.00%,F,T)
23:54
24:03
24:10
24:28
24:34
24:40
24:49
25:09
25:21
252.0939 S:26 F:5 SMO(1,3) BSUB(256,15,-3.0) PKD(3,2,1,0.10%,1011024.0,5.00%,F,T)
A1.96E7
A1.42E7
192.9888 S:26 F:5
23:53
24:10
24:24
24:32
24:36
24:47
24:57
25:02
25:22
25:26
25:32
Time

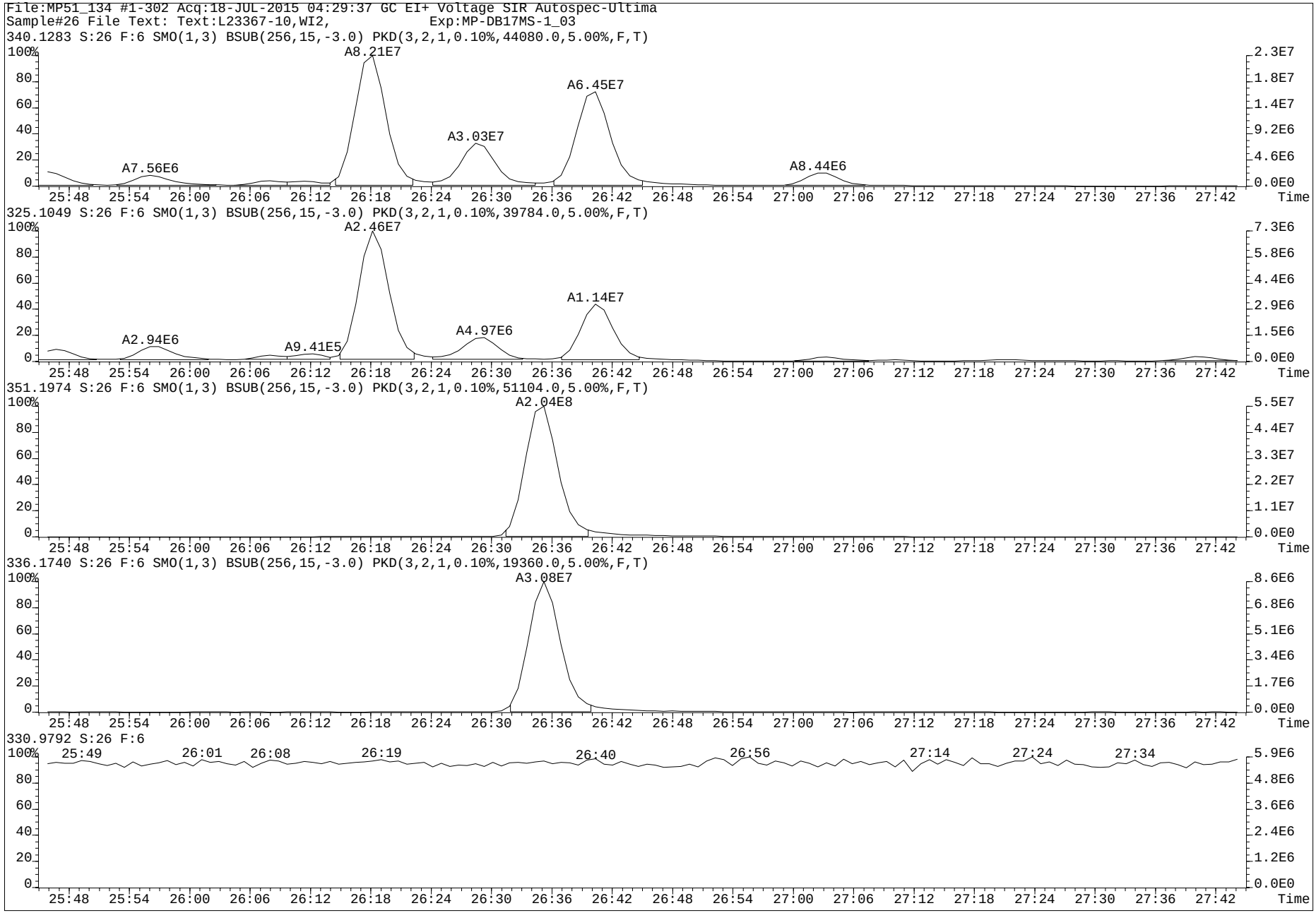
File:MP51_134 #1-302 Acq:18-JUL-2015 04:29:37 GC EI+ Voltage SIR Autospec-Ultima
Sample#26 File Text: Text:L23367-10,WI2, Exp:MP-DB17MS-1_03
340.1283 S:26 F:6 SMO(1,3) BSUB(256,15,-3.0) PKD(3,2,1,0.10%,44080.0,5.00%,F,T)
A8.21E7
A6.45E7
A3.03E7
A7.56E6
A8.44E6
325.1049 S:26 F:6 SMO(1,3) BSUB(256,15,-3.0) PKD(3,2,1,0.10%,39784.0,5.00%,F,T)
A2.46E7
A1.14E7
A4.97E6
A2.94E6
A9.41E5
351.1974 S:26 F:6 SMO(1,3) BSUB(256,15,-3.0) PKD(3,2,1,0.10%,51104.0,5.00%,F,T)
A2.04E8
336.1740 S:26 F:6 SMO(1,3) BSUB(256,15,-3.0) PKD(3,2,1,0.10%,19360.0,5.00%,F,T)
A3.08E7
330.9792 S:26 F:6
25:49
26:01
26:08
26:19
26:40
26:56
27:14
27:24
27:34
Time

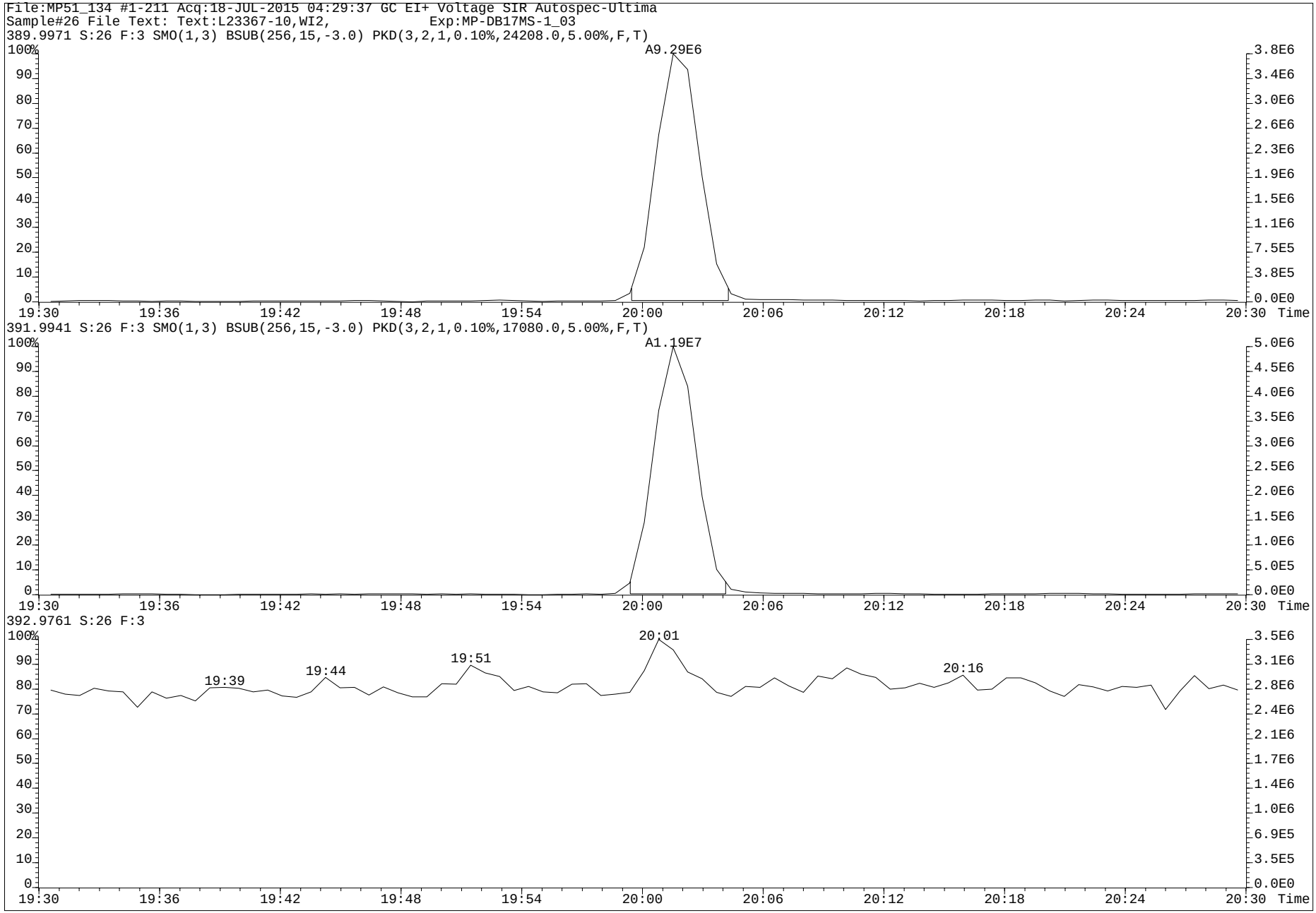
File:MP51_134 #1-211 Acq:18-JUL-2015 04:29:37 GC EI+ Voltage SIR Autospec-Ultima
Sample#26 File Text: Text:L23367-10,WI2, Exp:MP-DB17MS-1_03
389.9971 S:26 F:3 SMO(1,3) BSUB(256,15,-3.0) PKD(3,2,1,0.10%,24208.0,5.00%,F,T)
A9.29E6
391.9941 S:26 F:3 SMO(1,3) BSUB(256,15,-3.0) PKD(3,2,1,0.10%,17080.0,5.00%,F,T)
A1.19E7
392.9761 S:26 F:3
19:39
19:44
19:51
20:01
20:16
19:30 19:36 19:42 19:48 19:54 20:00 20:06 20:12 20:18 20:24 20:30 Time

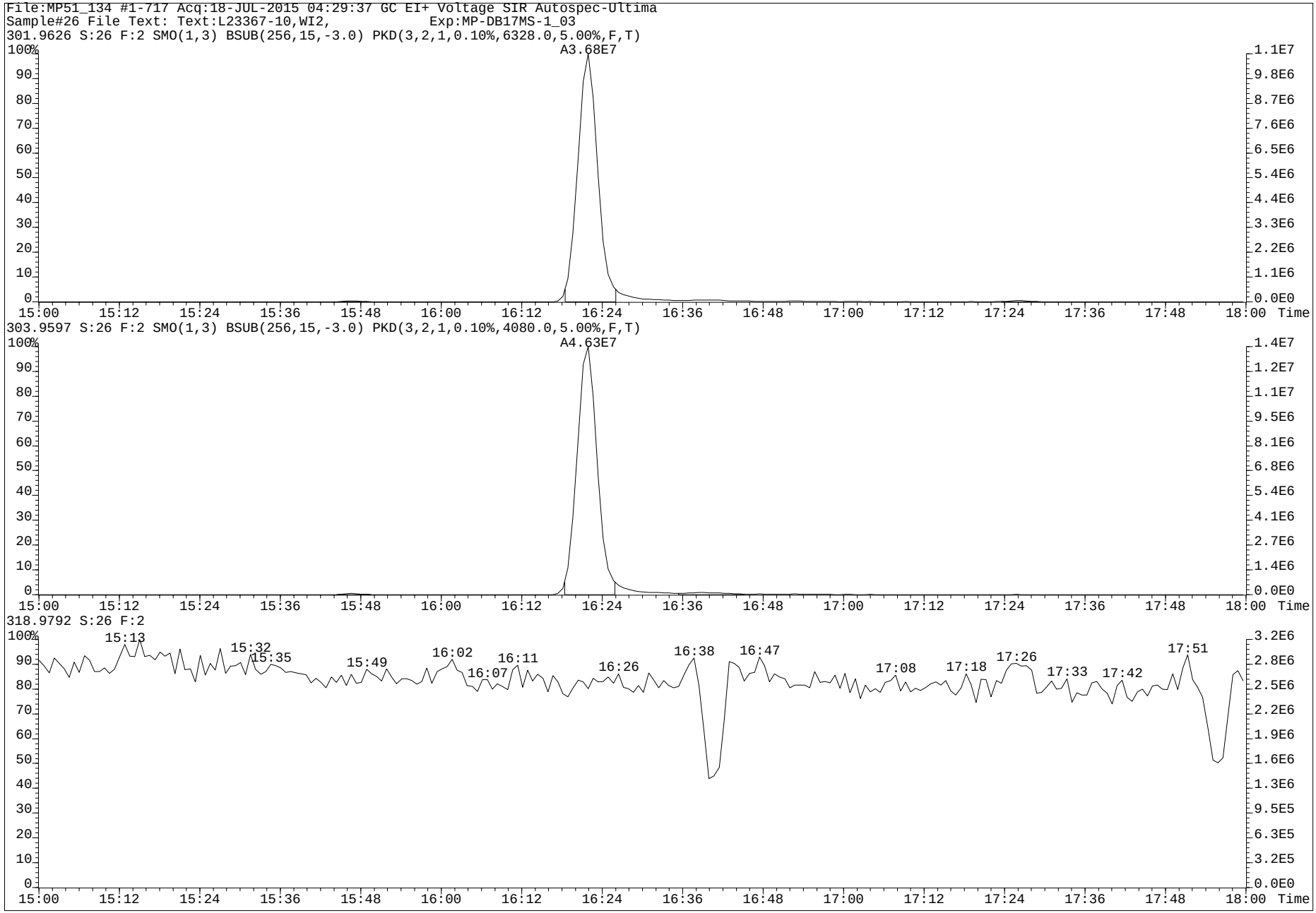
File:MP51_134 #1-717 Acq:18-JUL-2015 04:29:37 GC EI+ Voltage SIR Autospec-Ultima
Sample#26 File Text: Text:L23367-10,WI2, Exp:MP-DB17MS-1_03
301.9626 S:26 F:2 SMO(1,3) BSUB(256,15,-3.0) PKD(3,2,1,0.10%,6328.0,5.00%,F,T)
A3.68E7
303.9597 S:26 F:2 SMO(1,3) BSUB(256,15,-3.0) PKD(3,2,1,0.10%,4080.0,5.00%,F,T)
A4.63E7
318.9792 S:26 F:2
15:13
15:32
15:35
15:49
16:02
16:07
16:11
16:26
16:38
16:47
17:08
17:18
17:26
17:33
17:42
17:51
Time

www.axysanalytical.com

Run #12 Filename MP51_134 S: 12 I: 1 Acquired: 17-JUL-15 20:32:13 Processed: 20-JUL-15 14:49:13
Run: mp51_134-a Analyte: MP-DB17-S12 Cal: mp51_134-8a Results: mp51_134-a Version: V3.6 6-JAN-2000 17:51:42
Sample text: WG51611-104,I2,BLK Comments: 1,WG51611,2.0/200uL
sample size: 4.000000 conc units: pg/mL total toxicity: 1518.63 F1: 1.0000 F2: 1.0000

	Typ	Name	#Hom	Resp	RA		RT	Conc	Tox #1	DL	Rec	M?
1	Unk	1-OH-Naphthalene	1	8.38e+07	1.16	n	8:15	3273.763	327	237.1396	-	n
2	Unk	1-OH-Pyrene	1	8.22e+08	3.56	n	20:44	11816.568	1182	10.1097	-	n
3	Unk	3-OH-Chrysene	1	2.37e+05	1.79	n	23:00	7.121	1	15.2000	-	n
4	Unk	3-OH-Benz[a]anthracene	0	*	*	n	NotFnd	*	*	10.5671	-	n
5	Unk	7,8-OH-Benzo[a]pyrene-C	0	*	*	n	NotFnd	*	*	*	-	n
6	Unk	7,8-OH-Benzo[a]pyrene-T	0	*	*	n	NotFnd	*	*	*	-	n
7	Unk	7,8-OH-Benzo[a]pyrene-3	1	2.83e+04	0.08	n	26:09	*	*	*	-	n
8	Unk	9-OH-Benzo[a]pyrene	1	1.94e+05	4.70	n	26:26	12.927	1	10.3498	-	y
9	Unk	3-OH-Benzo[a]pyrene	1	5.22e+05	5.88	n	26:41	75.947	8	34.4221	-	y
10	Unk	7,8-OH-Benzo[a]pyrene-4	0	*	*	n	NotFnd	*	*	*	-	n
11	IS	13C6-1-OH-Naphthalene	1	2.67e+08	1.09	n	8:15	3894.213	-	32.0938	31.2	n
12	IS	13C6-1-OH-Pyrene	1	8.58e+08	3.32	n	20:44	9230.989	-	5.8679	73.8	n
13	IS	13C6-1-OH-BAA	1	5.86e+08	2.33	n	22:27	8123.765	-	16.8546	64.5	n
14	IS	13C6-3-OH-Chrysene	1	5.15e+08	2.02	n	23:00	6313.632	-	14.8822	50.0	n
15	IS	D11-3-OH-Benzo[a]pyrene	1	1.33e+08	6.33	n	26:37	3746.655	-	6.7386	30.1	n
16	IS	13C-CL4-OH-PCB-79	1	2.91e+07	0.79	y	20:02	2260.074	-	20.3008	90.4	n
17	IS	13C-CL4-PCB-79	0	*	*	n	NotFnd	*	-	*	Div0	n
18	RS	13C-CL4-PCB-81	1	1.53e+08	0.79	y	16:23	12.072	-	-	-	n
19	Tot	Fn1 Lock	-	-			-	-	-	-	-	n
20	Tot	Fn2 Lock	-	-			-	-	-	-	-	n
21	Tot	Fn3 Lock	-	-			-	-	-	-	-	n
22	Tot	Fn4 Lock	-	-			-	-	-	-	-	n
23	Tot	Fn4 Lock	-	-			-	-	-	-	-	n
24	Tot	Fn5 Lock	-	-			-	-	-	-	-	n
25	Tot	Fn6 Lock	-	-			-	-	-	-	-	n

PV AS 23-JUL-2015

SV per MW
28-July-2015

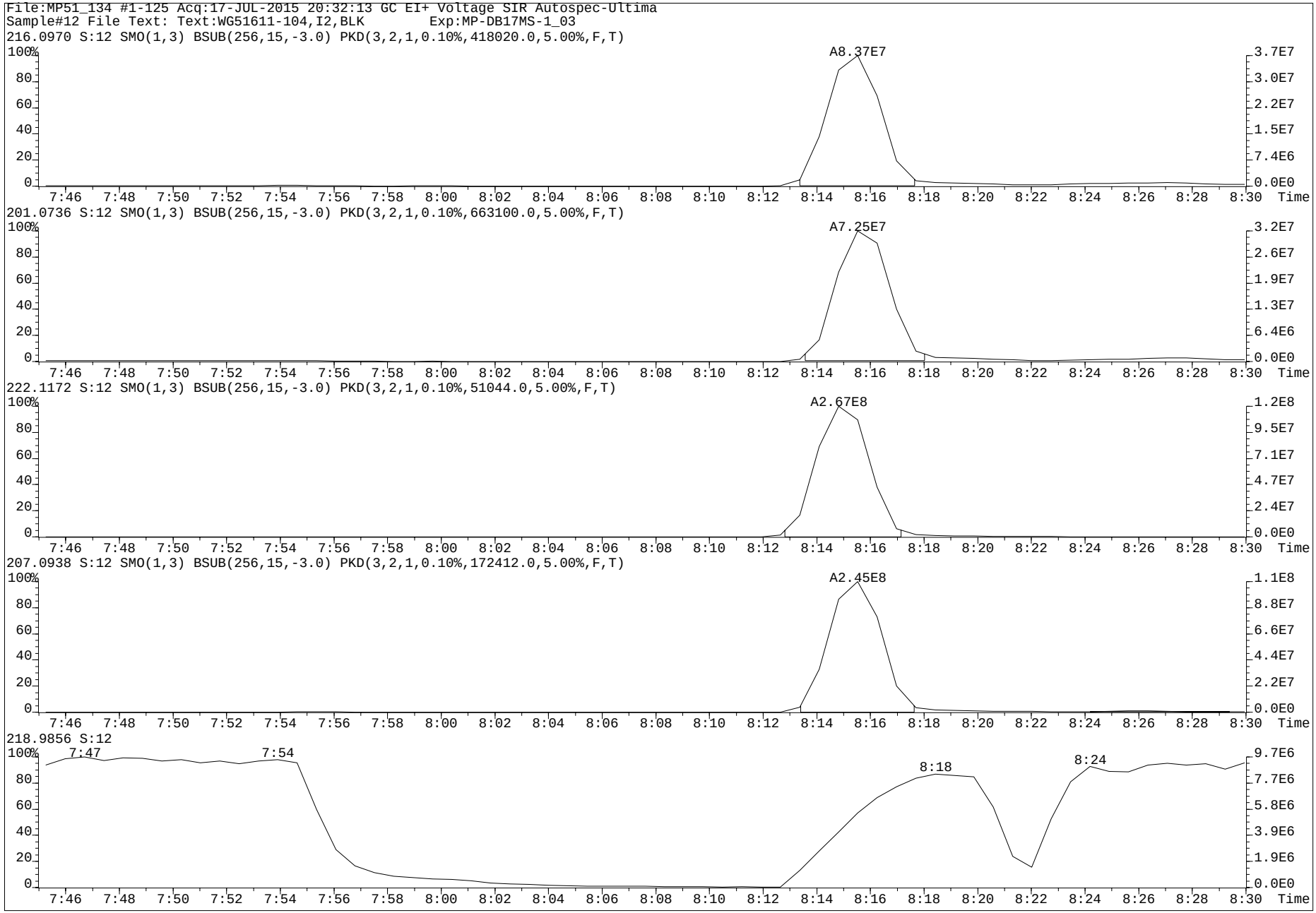
File:MP51_134 #1-125 Acq:17-JUL-2015 20:32:13 GC EI+ Voltage SIR Autospec-Ultima
Sample#12 File Text: Text:WG51611-104,I2,BLK Exp:MP-DB17MS-1_03
216.0970 S:12 SMO(1,3) BSUB(256,15,-3.0) PKD(3,2,1,0.10%,418020.0,5.00%,F,T)
A8.37E7
201.0736 S:12 SMO(1,3) BSUB(256,15,-3.0) PKD(3,2,1,0.10%,663100.0,5.00%,F,T)
A7.25E7
222.1172 S:12 SMO(1,3) BSUB(256,15,-3.0) PKD(3,2,1,0.10%,51044.0,5.00%,F,T)
A2.67E8
207.0938 S:12 SMO(1,3) BSUB(256,15,-3.0) PKD(3,2,1,0.10%,172412.0,5.00%,F,T)
A2.45E8
218.9856 S:12
7:47
7:54
8:18
8:24
Time

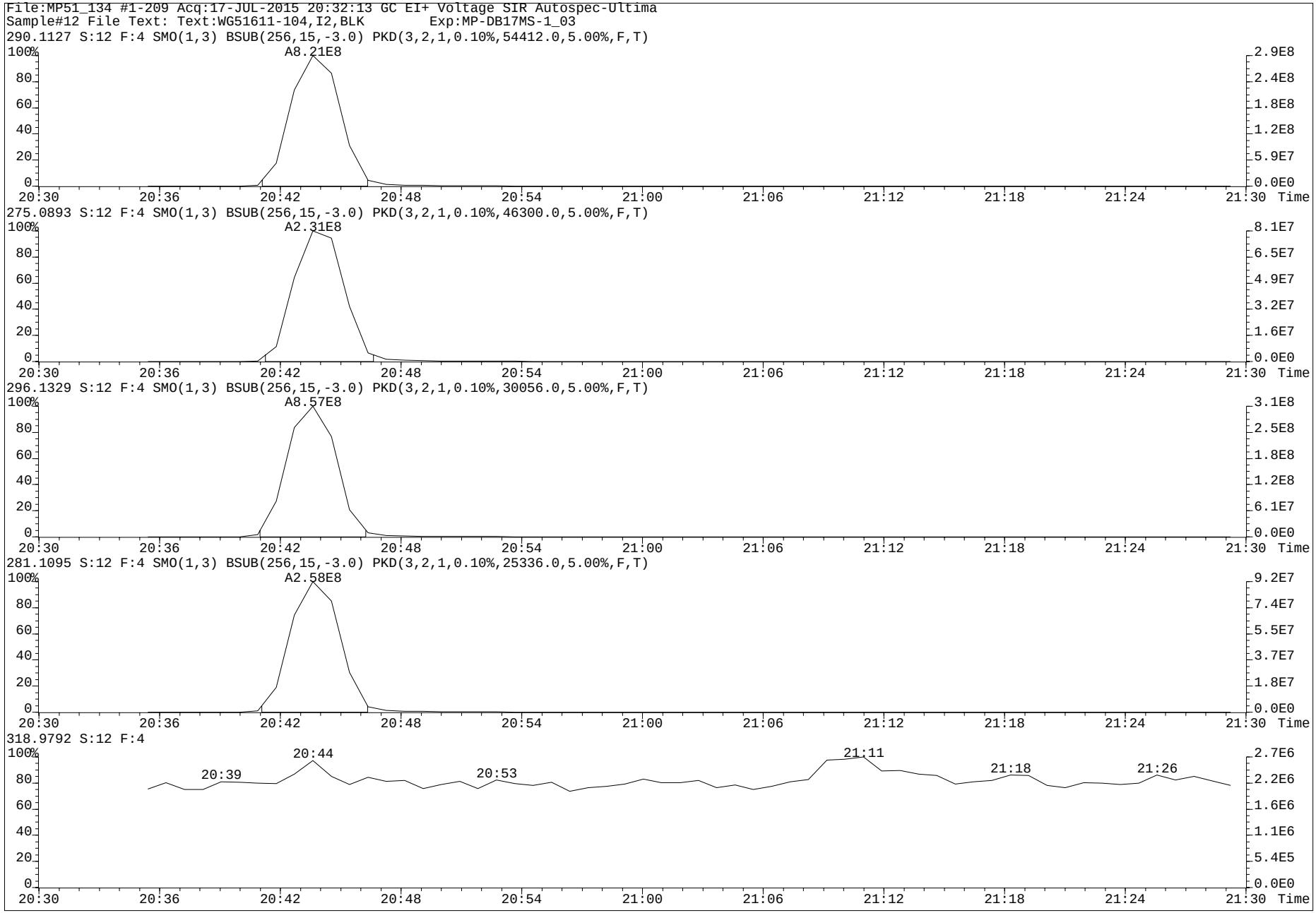
File:MP51_134 #1-209 Acq:17-JUL-2015 20:32:13 GC EI+ Voltage SIR Autospec-Ultima
Sample#12 File Text: Text:WG51611-104,I2,BLK Exp:MP-DB17MS-1_03
290.1127 S:12 F:4 SMO(1,3) BSUB(256,15,-3.0) PKD(3,2,1,0.10%,54412.0,5.00%,F,T)
A8.21E8
275.0893 S:12 F:4 SMO(1,3) BSUB(256,15,-3.0) PKD(3,2,1,0.10%,46300.0,5.00%,F,T)
A2.31E8
296.1329 S:12 F:4 SMO(1,3) BSUB(256,15,-3.0) PKD(3,2,1,0.10%,30056.0,5.00%,F,T)
A8.57E8
281.1095 S:12 F:4 SMO(1,3) BSUB(256,15,-3.0) PKD(3,2,1,0.10%,25336.0,5.00%,F,T)
A2.58E8
318.9792 S:12 F:4
20:39
20:44
20:53
21:11
21:18
21:26
Time

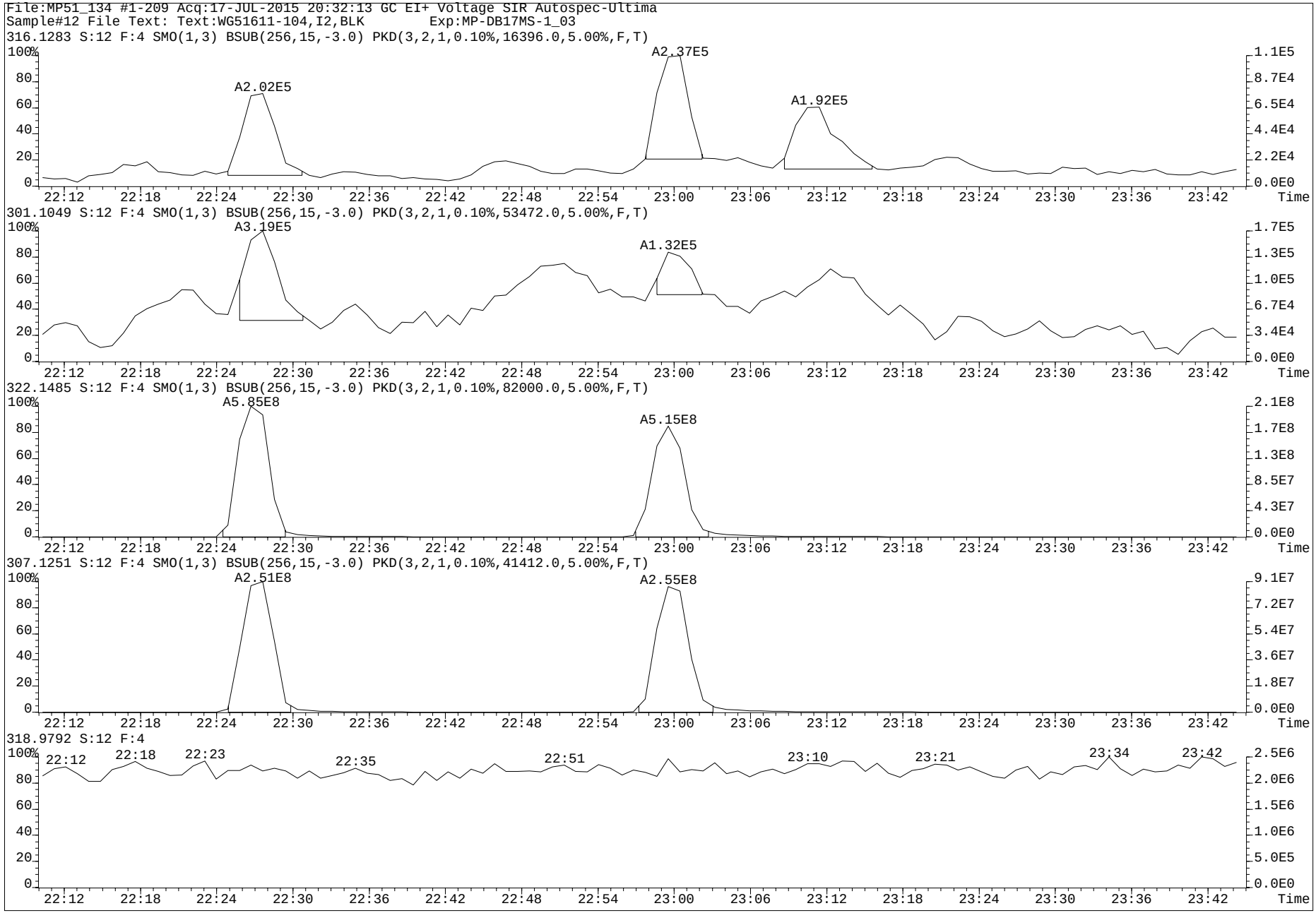
File:MP51_134 #1-209 Acq:17-JUL-2015 20:32:13 GC EI+ Voltage SIR Autospec-Ultima
Sample#12 File Text: Text:WG51611-104,I2,BLK Exp:MP-DB17MS-1_03
316.1283 S:12 F:4 SMO(1,3) BSUB(256,15,-3.0) PKD(3,2,1,0.10%,16396.0,5.00%,F,T)
A2.02E5
A2.37E5
A1.92E5
301.1049 S:12 F:4 SMO(1,3) BSUB(256,15,-3.0) PKD(3,2,1,0.10%,53472.0,5.00%,F,T)
A3.19E5
A1.32E5
322.1485 S:12 F:4 SMO(1,3) BSUB(256,15,-3.0) PKD(3,2,1,0.10%,82000.0,5.00%,F,T)
A5.85E8
A5.15E8
307.1251 S:12 F:4 SMO(1,3) BSUB(256,15,-3.0) PKD(3,2,1,0.10%,41412.0,5.00%,F,T)
A2.51E8
A2.55E8
318.9792 S:12 F:4
22:12
22:18
22:23
22:35
22:51
23:10
23:21
23:34
23:42
Time

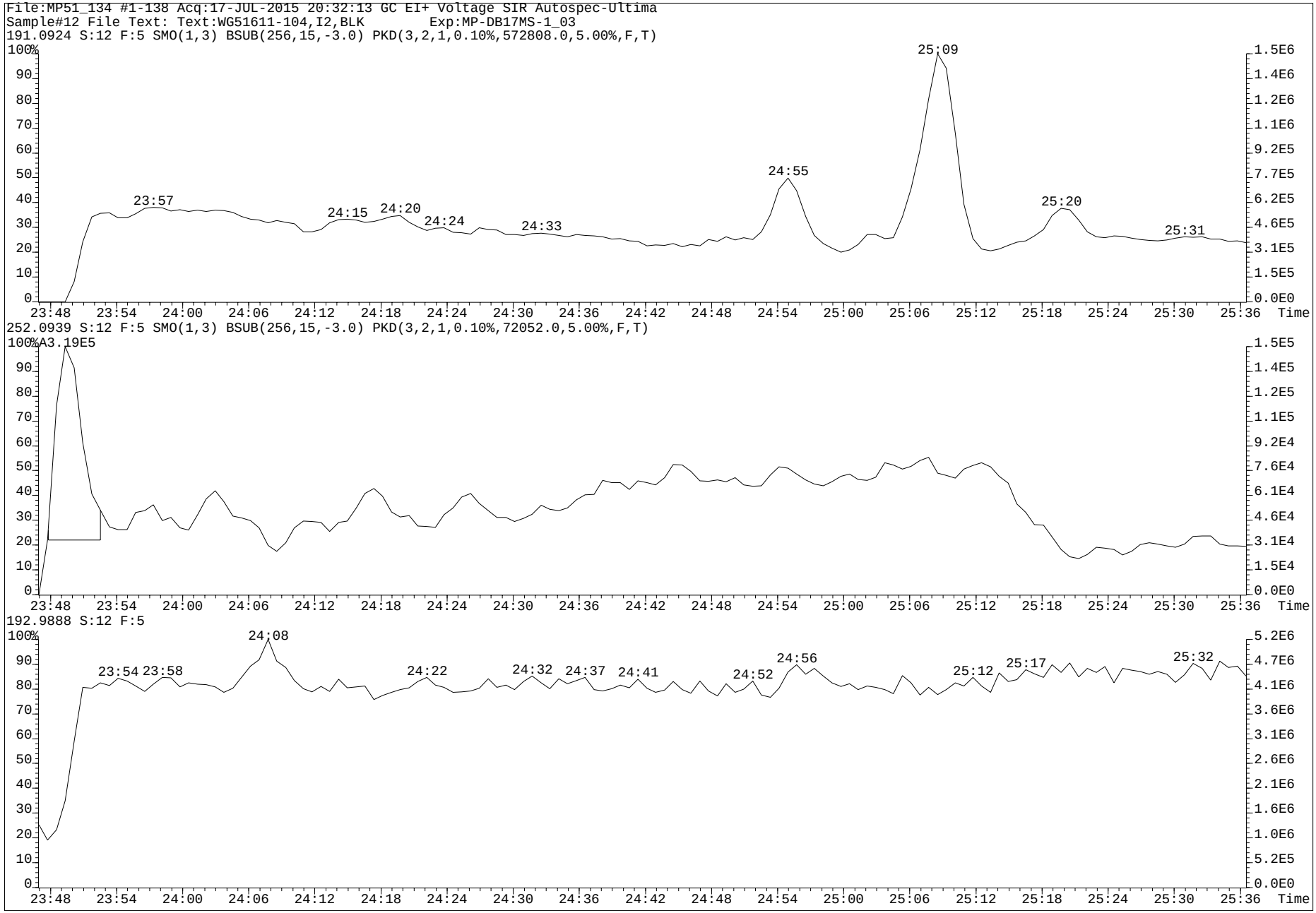
File:MP51_134 #1-138 Acq:17-JUL-2015 20:32:13 GC EI+ Voltage SIR Autospec-Ultima
Sample#12 File Text: Text:WG51611-104,I2,BLK Exp:MP-DB17MS-1_03
191.0924 S:12 F:5 SMO(1,3) BSUB(256,15,-3.0) PKD(3,2,1,0.10%,572808.0,5.00%,F,T)
23:57
24:15
24:20
24:24
24:33
24:55
25:09
25:20
25:31
252.0939 S:12 F:5 SMO(1,3) BSUB(256,15,-3.0) PKD(3,2,1,0.10%,72052.0,5.00%,F,T)
A3.19E5
192.9888 S:12 F:5
23:54
23:58
24:08
24:22
24:32
24:37
24:41
24:52
24:56
25:12
25:17
25:32
Time

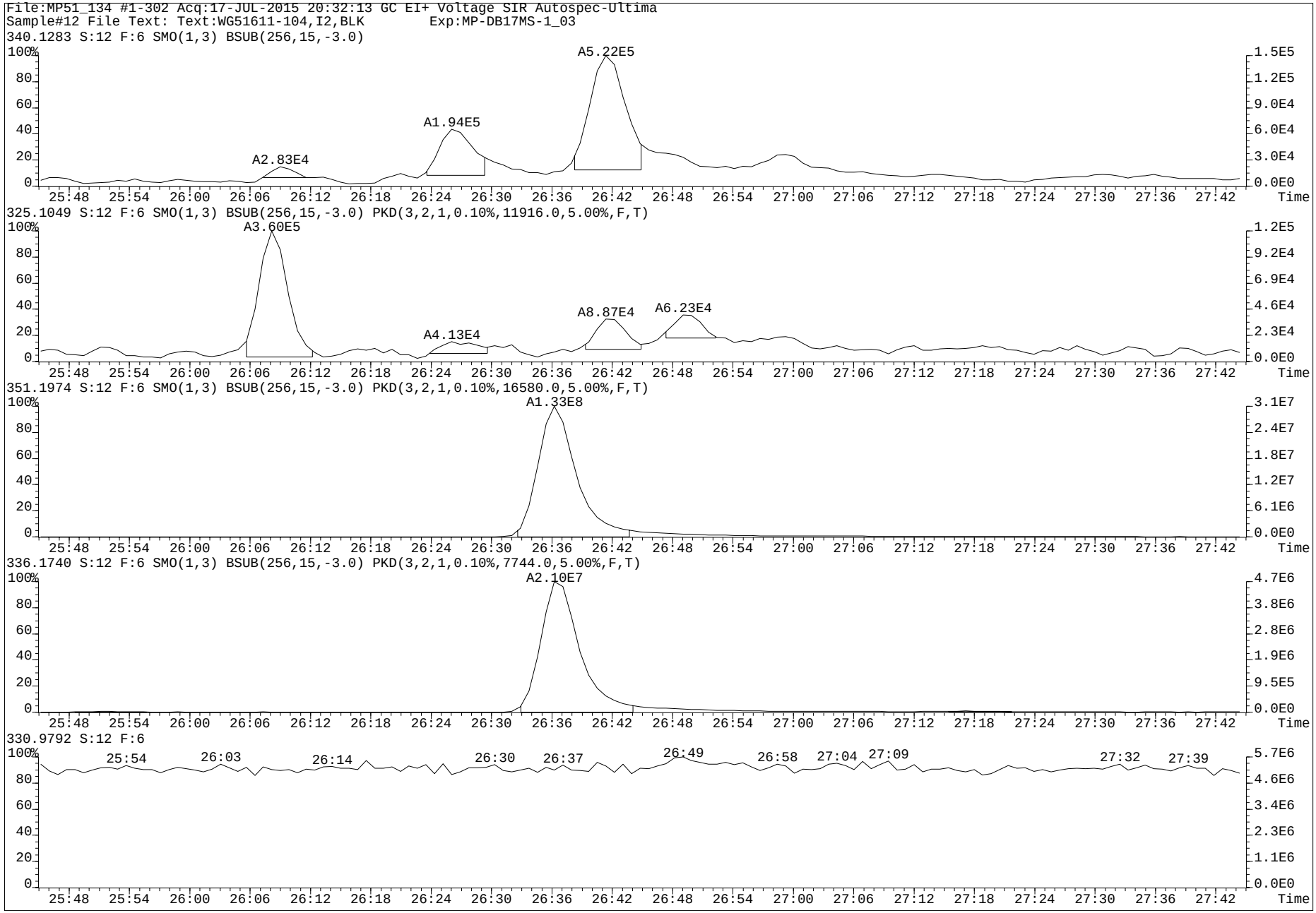
File:MP51_134 #1-302 Acq:17-JUL-2015 20:32:13 GC EI+ Voltage SIR Autospec-Ultima
Sample#12 File Text: Text:WG51611-104,I2,BLK Exp:MP-DB17MS-1_03
340.1283 S:12 F:6 SMO(1,3) BSUB(256,15,-3.0)
A2.83E4
A1.94E5
A5.22E5
325.1049 S:12 F:6 SMO(1,3) BSUB(256,15,-3.0) PKD(3,2,1,0.10%,11916.0,5.00%,F,T)
A3.60E5
A4.13E4
A8.87E4
A6.23E4
351.1974 S:12 F:6 SMO(1,3) BSUB(256,15,-3.0) PKD(3,2,1,0.10%,16580.0,5.00%,F,T)
A1.33E8
336.1740 S:12 F:6 SMO(1,3) BSUB(256,15,-3.0) PKD(3,2,1,0.10%,7744.0,5.00%,F,T)
A2.10E7
330.9792 S:12 F:6
25:54
26:03
26:14
26:30
26:37
26:49
26:58
27:04
27:09
27:32
27:39
Time

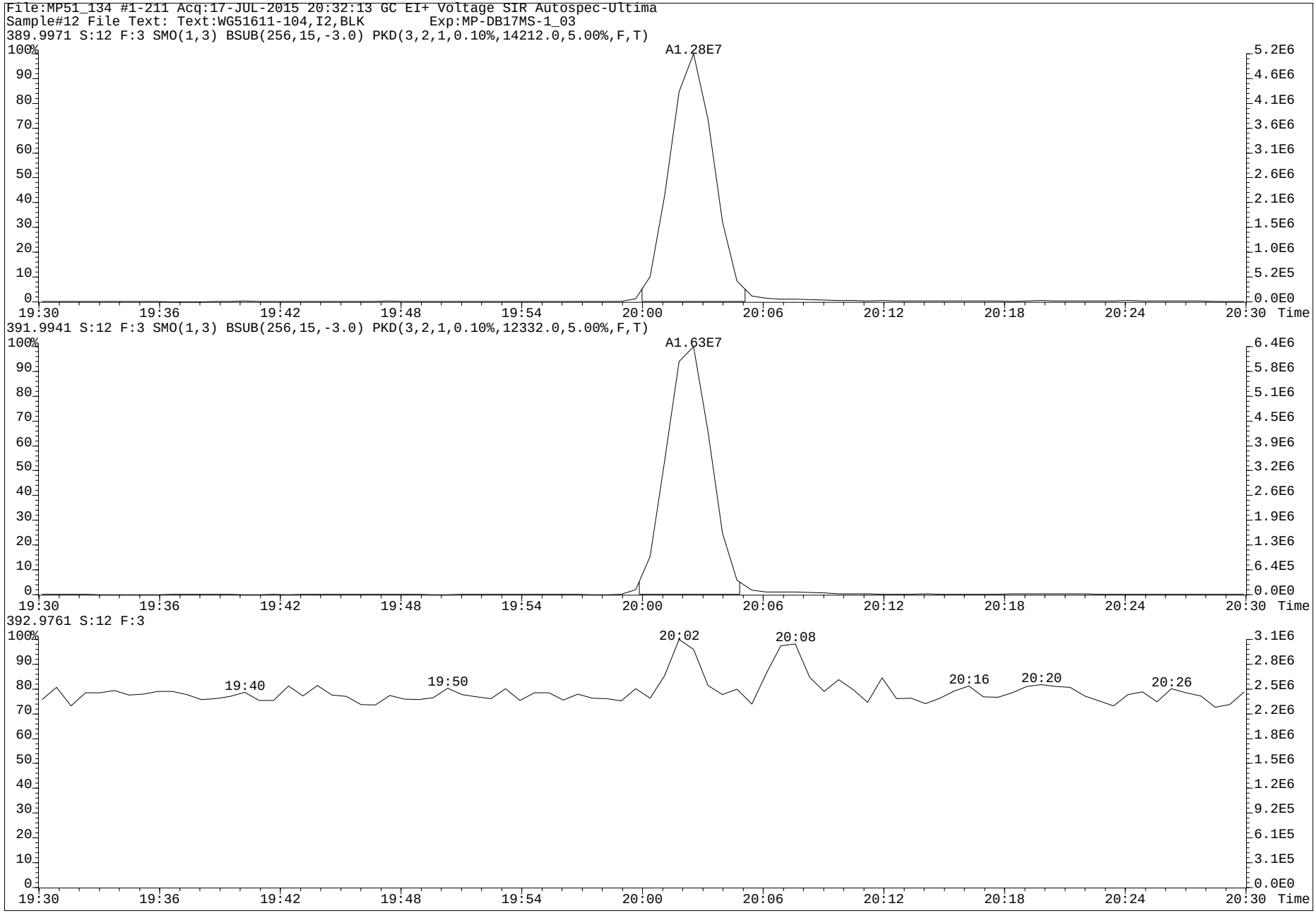
File:MP51_134 #1-211 Acq:17-JUL-2015 20:32:13 GC EI+ Voltage SIR Autospec-Ultima
Sample#12 File Text: Text:WG51611-104,I2,BLK Exp:MP-DB17MS-1_03
389.9971 S:12 F:3 SMO(1,3) BSUB(256,15,-3.0) PKD(3,2,1,0.10%,14212.0,5.00%,F,T)
A1.28E7
391.9941 S:12 F:3 SMO(1,3) BSUB(256,15,-3.0) PKD(3,2,1,0.10%,12332.0,5.00%,F,T)
A1.63E7
392.9761 S:12 F:3
19:40
19:50
20:02
20:08
20:16
20:20
20:26
Time

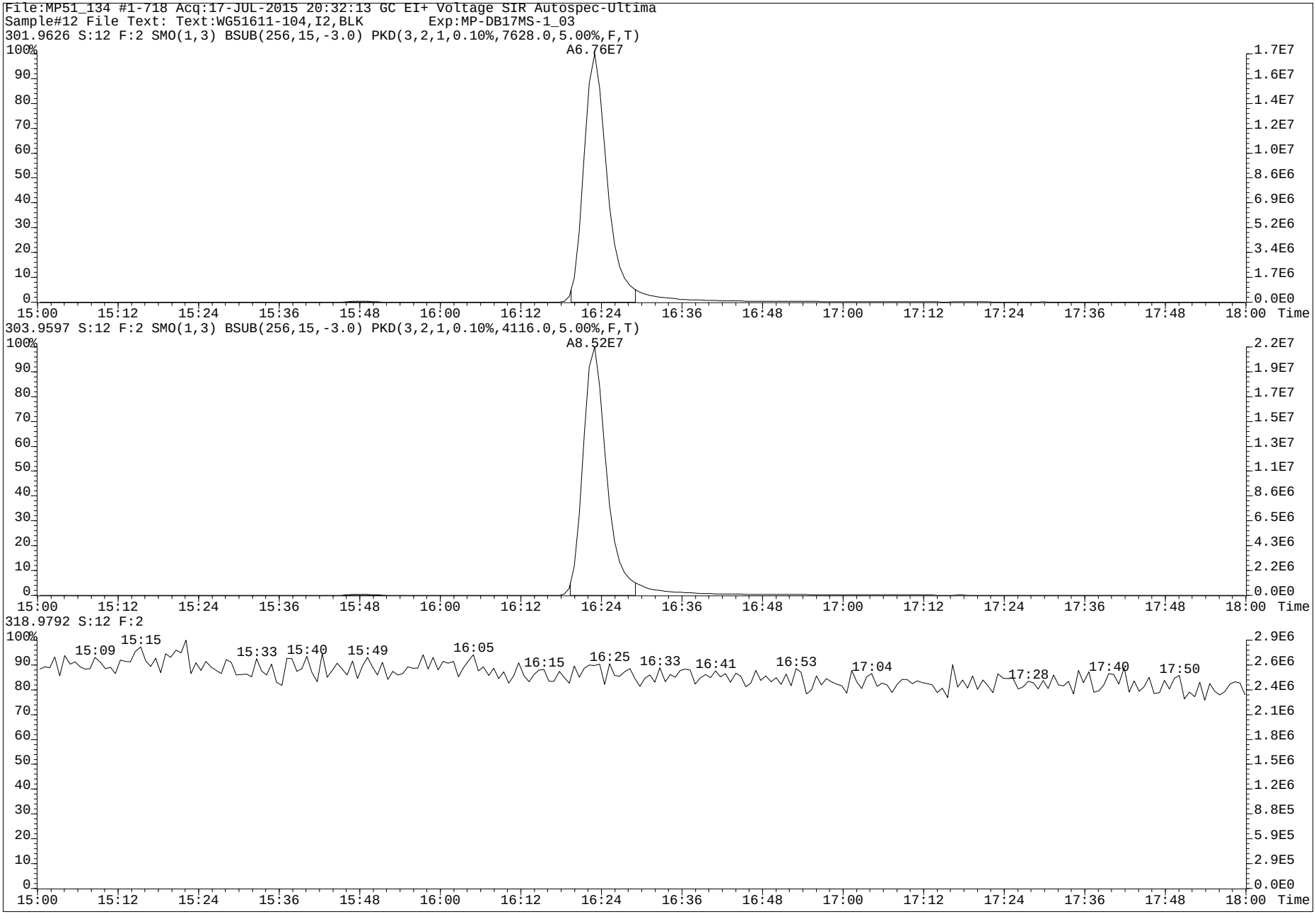
File:MP51_134 #1-718 Acq:17-JUL-2015 20:32:13 GC EI+ Voltage SIR Autospec-Ultima
Sample#12 File Text: Text:WG51611-104,I2,BLK Exp:MP-DB17MS-1_03
301.9626 S:12 F:2 SMO(1,3) BSUB(256,15,-3.0) PKD(3,2,1,0.10%,7628.0,5.00%,F,T)
A6.76E7
303.9597 S:12 F:2 SMO(1,3) BSUB(256,15,-3.0) PKD(3,2,1,0.10%,4116.0,5.00%,F,T)
A8.52E7
318.9792 S:12 F:2
15:09
15:15
15:33
15:40
15:49
16:05
16:15
16:25
16:33
16:41
16:53
17:04
17:28
17:40
17:50
Time

www.axysanalytical.com

Run #10 Filename MP51_134 S: 10 I: 1 Acquired: 17-JUL-15 19:24:02 Processed: 20-JUL-15 14:49:12
Run: mp51_134-a Analyte: MP-DB17-S12 Cal: mp51_134-8a Results: mp51_134-a Version: V3.6 6-JAN-2000 17:51:42
Sample text: WG51611-102,WI2,SPM Comments: 4,WG51611,2.0/800uL
sample size: 0.100000 conc units: ng/mL total toxicity: 93726.» F1: 1.0000 F2: 1.0000

	Typ	Name	#Hom	Resp	RA		RT	Conc	Tox #1	DL	Rec	M?
1	Unk	1-OH-Naphthalene	1	6.64e+06	0.86	n	8:14	39390.490	3939	14132.29»	-	y
2	Unk	1-OH-Pyrene	1	1.72e+06	2.97	n	20:44	6015.531	602	2901.2113	-	n
3	Unk	3-OH-Chrysene	1	1.38e+07	2.01	n	23:00	97534.883	9753	4355.4533	-	n
4	Unk	3-OH-Benz[a]anthracene	1	2.00e+07	2.07	n	23:11	110099.415	55050	3297.6628	-	n
5	Unk	7,8-OH-Benzo[a]pyrene-C	0	*	*	n	NotFnd	*	*	*	-	n
6	Unk	7,8-OH-Benzo[a]pyrene-T	0	*	*	n	NotFnd	*	*	*	-	n
7	Unk	7,8-OH-Benzo[a]pyrene-3	0	*	*	n	NotFnd	*	*	*	-	n
8	Unk	9-OH-Benzo[a]pyrene	1	7.39e+06	6.86	n	26:25	115458.919	11546	53089.23»	-	y
9	Unk	3-OH-Benzo[a]pyrene	1	7.27e+06	5.25	n	26:41	128364.055	12836	88798.77»	-	y
10	Unk	7,8-OH-Benzo[a]pyrene-4	0	*	*	n	NotFnd	*	*	*	-	n
11	IS	13C6-1-OH-Naphthalene	1	7.04e+07	0.79	n	8:14	237710.495	-	13462.46»	47.5	n
12	IS	13C6-1-OH-Pyrene	1	1.41e+08	3.34	n	20:44	352538.237	-	2255.6744	70.5	n
13	IS	13C6-1-OH-BAA	1	9.31e+07	2.30	n	22:27	299228.546	-	3028.1801	59.4	n
14	IS	13C6-3-OH-Chrysene	1	8.78e+07	2.01	n	23:00	249164.583	-	2673.8127	49.3	n
15	IS	D11-3-OH-Benzo[a]pyrene	1	4.38e+07	6.59	n	26:36	285746.659	-	1509.6596	57.4	n
16	IS	13C-CL4-OH-PCB-79	1	2.84e+06	0.79	y	20:04	51101.166	-	4484.9006	51.1	n
17	IS	13C-CL4-PCB-79	0	*	*	n	NotFnd	*	-	*	Div0	n
18	RS	13C-CL4-PCB-81	1	2.64e+07	0.79	y	16:22	83.383	-	-	-	n
19	Tot	Fn1 Lock	-	-			-	-	-	-	-	n
20	Tot	Fn2 Lock	-	-			-	-	-	-	-	n
21	Tot	Fn3 Lock	-	-			-	-	-	-	-	n
22	Tot	Fn4 Lock	-	-			-	-	-	-	-	n
23	Tot	Fn4 Lock	-	-			-	-	-	-	-	n
24	Tot	Fn5 Lock	-	-			-	-	-	-	-	n
25	Tot	Fn6 Lock	-	-			-	-	-	-	-	n

PV AS 23-JUL-2015

SV for MV
25-July-2015

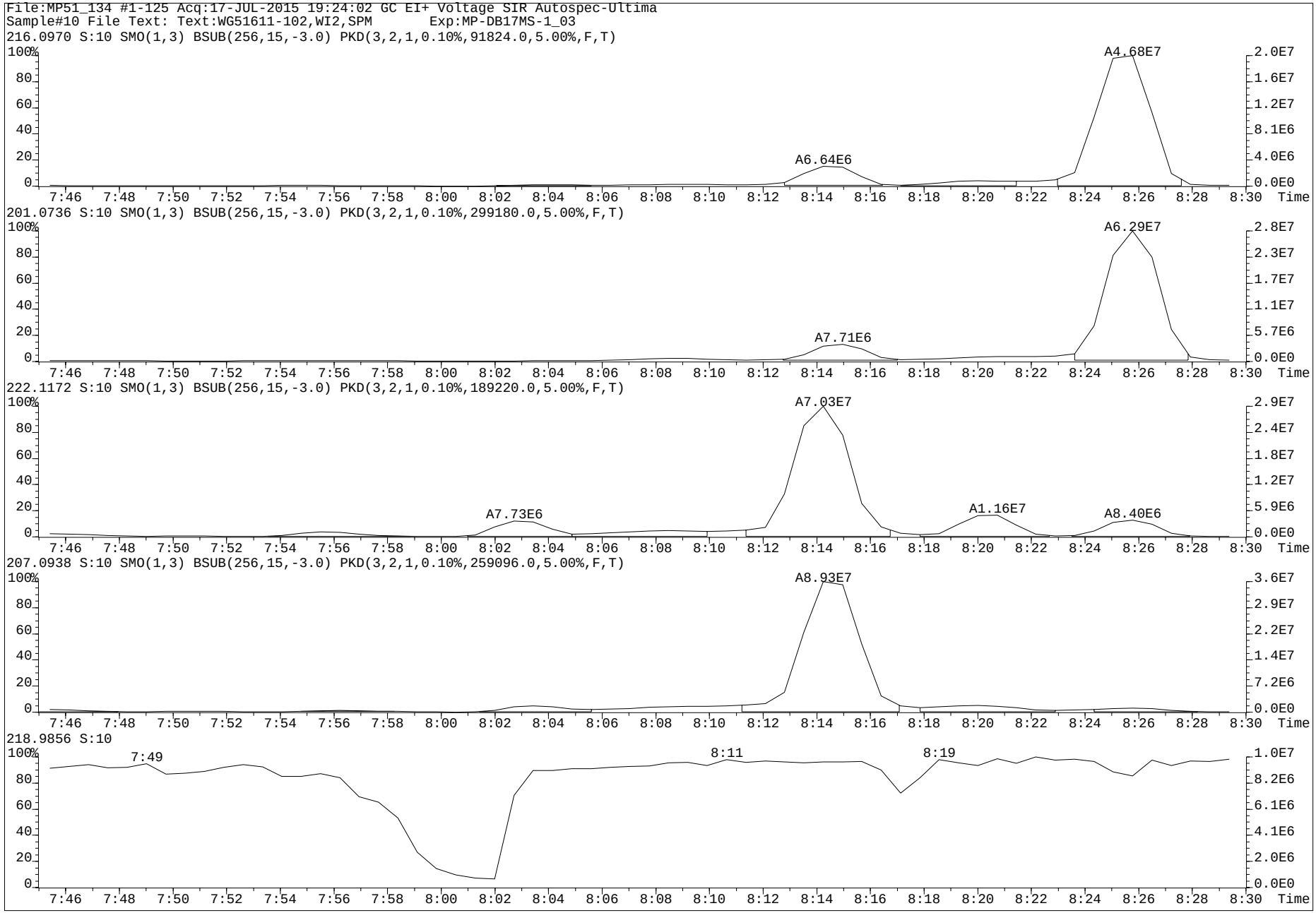
File:MP51_134 #1-125 Acq:17-JUL-2015 19:24:02 GC EI+ Voltage SIR Autospec-Ultima
Sample#10 File Text: Text:WG51611-102,WI2,SPM Exp:MP-DB17MS-1_03
216.0970 S:10 SMO(1,3) BSUB(256,15,-3.0) PKD(3,2,1,0.10%,91824.0,5.00%,F,T)
A4.68E7
A6.64E6
201.0736 S:10 SMO(1,3) BSUB(256,15,-3.0) PKD(3,2,1,0.10%,299180.0,5.00%,F,T)
A6.29E7
A7.71E6
222.1172 S:10 SMO(1,3) BSUB(256,15,-3.0) PKD(3,2,1,0.10%,189220.0,5.00%,F,T)
A7.03E7
A7.73E6
A1.16E7
A8.40E6
207.0938 S:10 SMO(1,3) BSUB(256,15,-3.0) PKD(3,2,1,0.10%,259096.0,5.00%,F,T)
A8.93E7
218.9856 S:10
7:49
8:11
8:19
Time

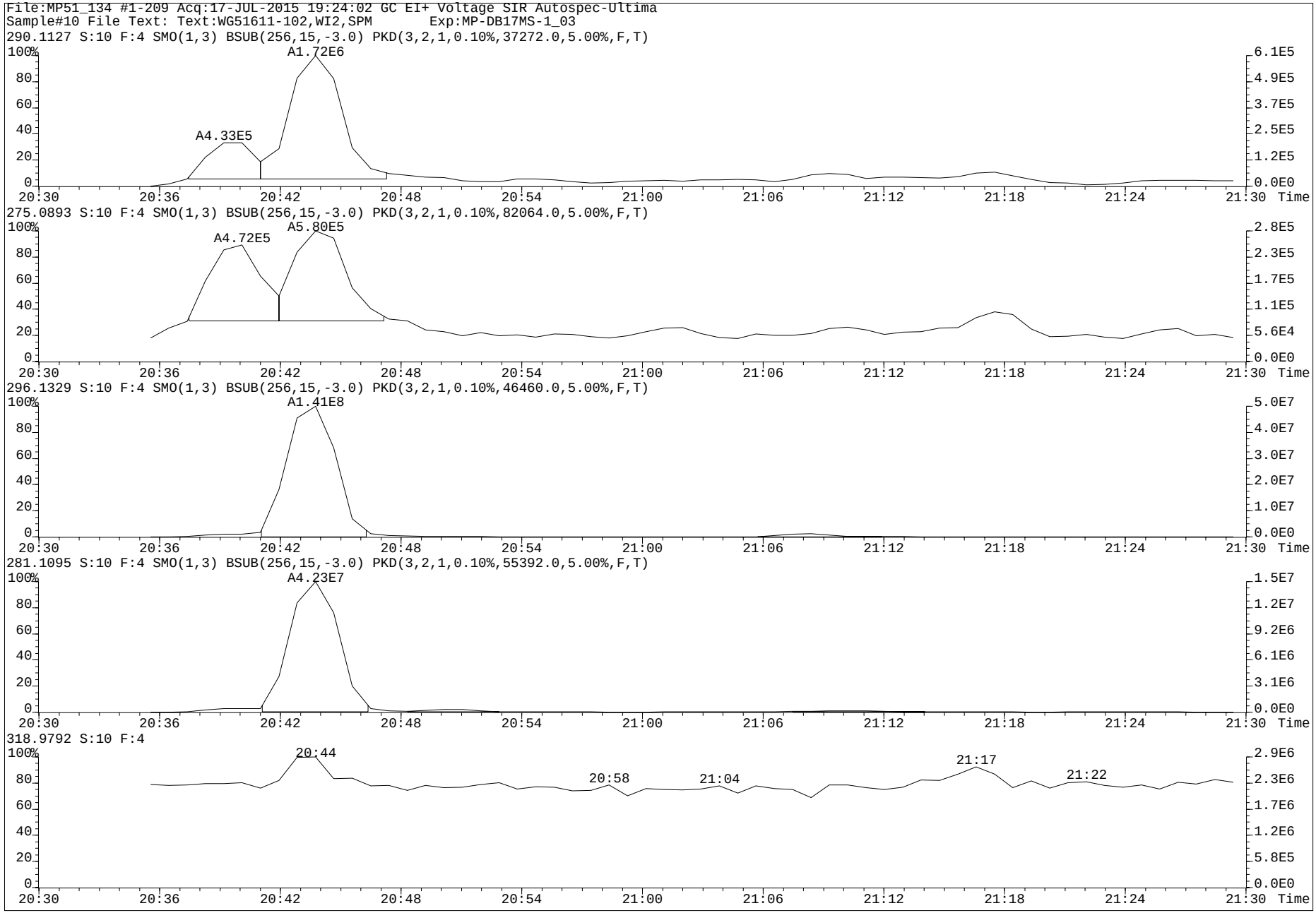
File:MP51_134 #1-209 Acq:17-JUL-2015 19:24:02 GC EI+ Voltage SIR Autospec-Ultima
Sample#10 File Text: Text:WG51611-102,WI2,SPM Exp:MP-DB17MS-1_03
290.1127 S:10 F:4 SMO(1,3) BSUB(256,15,-3.0) PKD(3,2,1,0.10%,37272.0,5.00%,F,T)
A1.72E6
A4.33E5
275.0893 S:10 F:4 SMO(1,3) BSUB(256,15,-3.0) PKD(3,2,1,0.10%,82064.0,5.00%,F,T)
A5.80E5
A4.72E5
296.1329 S:10 F:4 SMO(1,3) BSUB(256,15,-3.0) PKD(3,2,1,0.10%,46460.0,5.00%,F,T)
A1.41E8
281.1095 S:10 F:4 SMO(1,3) BSUB(256,15,-3.0) PKD(3,2,1,0.10%,55392.0,5.00%,F,T)
A4.23E7
318.9792 S:10 F:4
20:44
20:58
21:04
21:17
21:22
Time

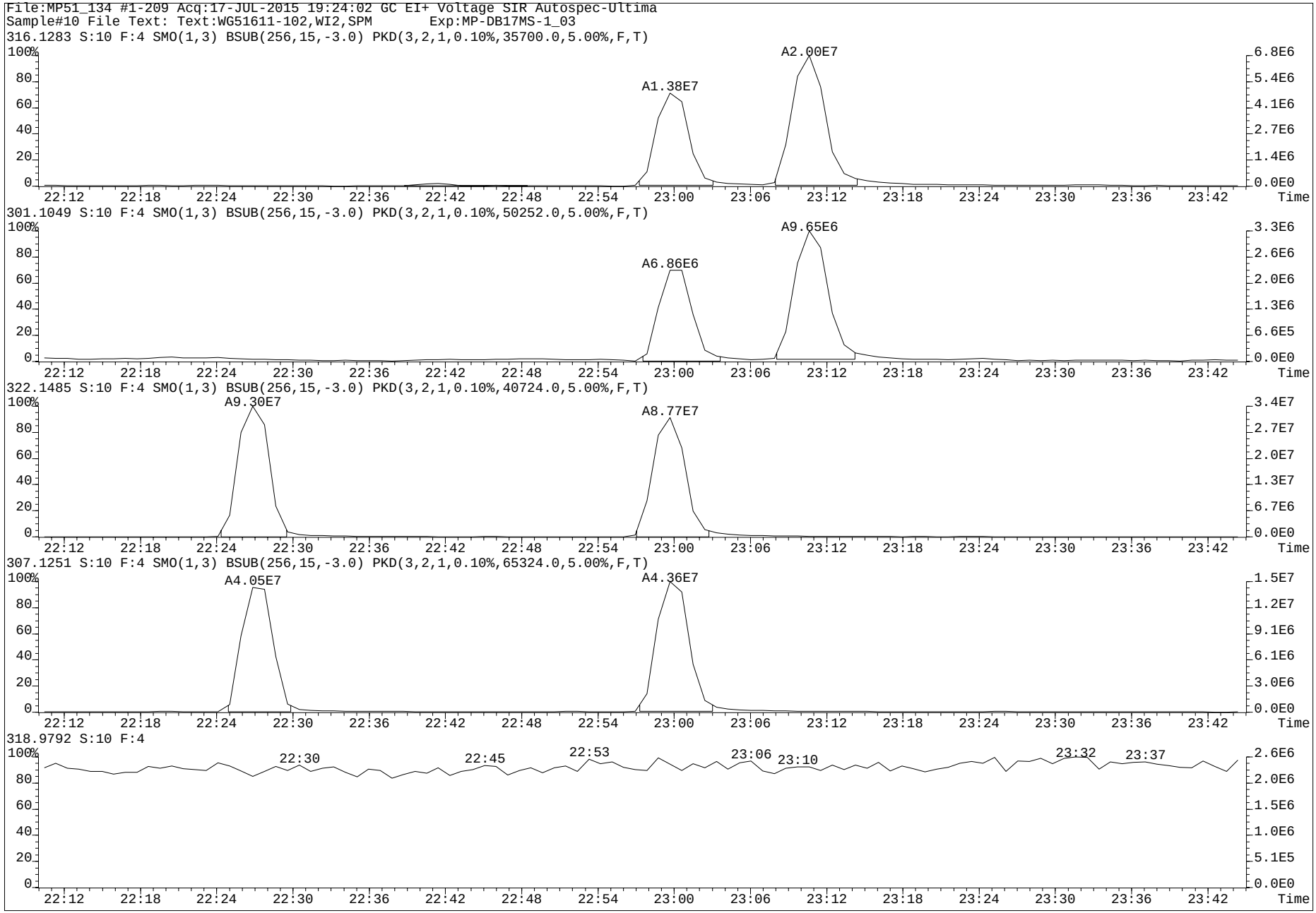
File:MP51_134 #1-209 Acq:17-JUL-2015 19:24:02 GC EI+ Voltage SIR Autospec-Ultima
Sample#10 File Text: Text:WG51611-102,WI2,SPM Exp:MP-DB17MS-1_03
316.1283 S:10 F:4 SMO(1,3) BSUB(256,15,-3.0) PKD(3,2,1,0.10%,35700.0,5.00%,F,T)
A1.38E7
A2.00E7
301.1049 S:10 F:4 SMO(1,3) BSUB(256,15,-3.0) PKD(3,2,1,0.10%,50252.0,5.00%,F,T)
A6.86E6
A9.65E6
322.1485 S:10 F:4 SMO(1,3) BSUB(256,15,-3.0) PKD(3,2,1,0.10%,40724.0,5.00%,F,T)
A9.30E7
A8.77E7
307.1251 S:10 F:4 SMO(1,3) BSUB(256,15,-3.0) PKD(3,2,1,0.10%,65324.0,5.00%,F,T)
A4.05E7
A4.36E7
318.9792 S:10 F:4
22:30
22:45
22:53
23:06
23:10
23:32
23:37
Time

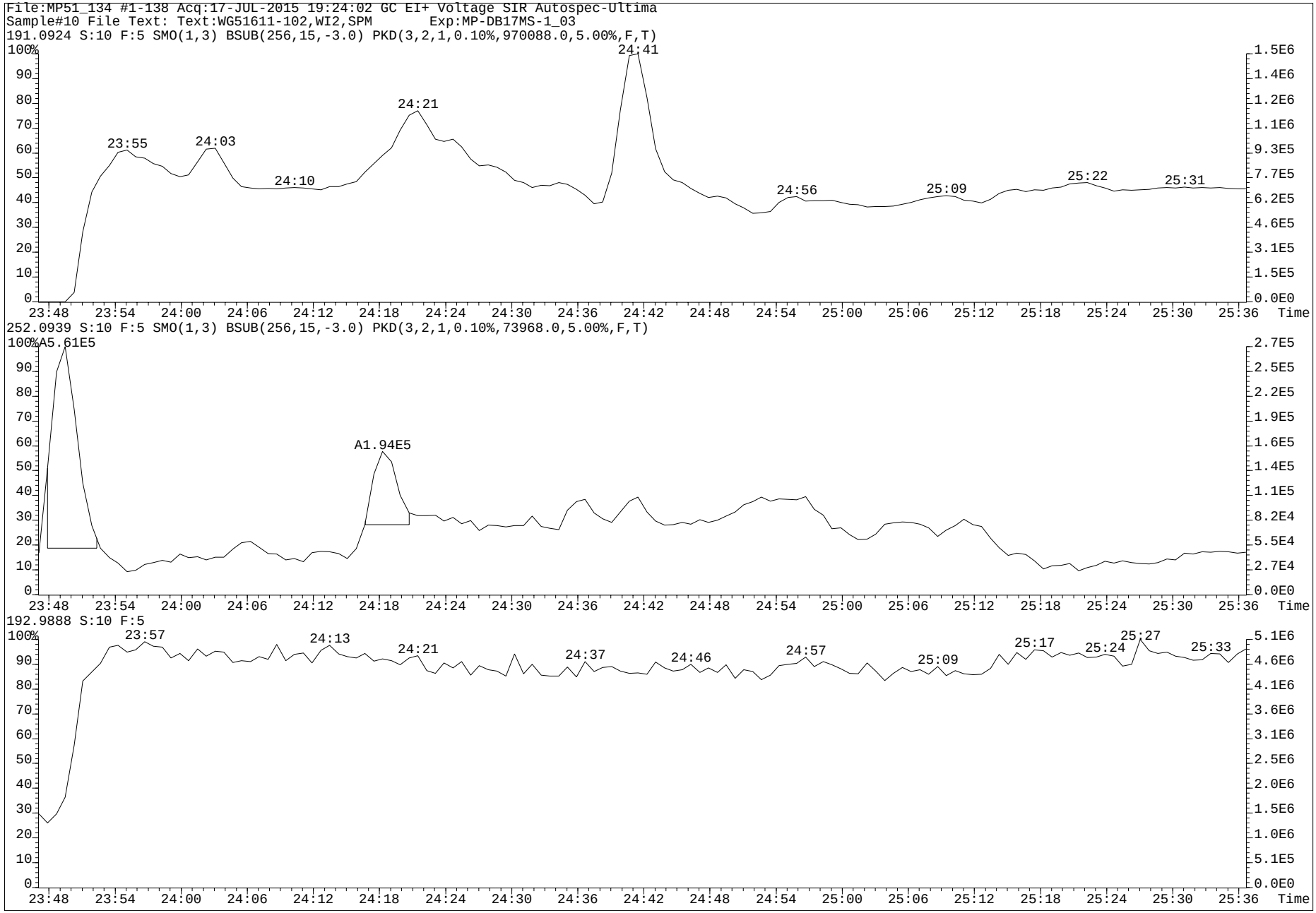
File:MP51_134 #1-138 Acq:17-JUL-2015 19:24:02 GC EI+ Voltage SIR Autospec-Ultima
Sample#10 File Text: Text:WG51611-102,WI2,SPM Exp:MP-DB17MS-1_03
191.0924 S:10 F:5 SMO(1,3) BSUB(256,15,-3.0) PKD(3,2,1,0.10%,970088.0,5.00%,F,T)
23:55
24:03
24:10
24:21
24:41
24:56
25:09
25:22
25:31
252.0939 S:10 F:5 SMO(1,3) BSUB(256,15,-3.0) PKD(3,2,1,0.10%,73968.0,5.00%,F,T)
A5.61E5
A1.94E5
192.9888 S:10 F:5
23:57
24:13
24:21
24:37
24:46
24:57
25:09
25:17
25:24
25:27
25:33
Time

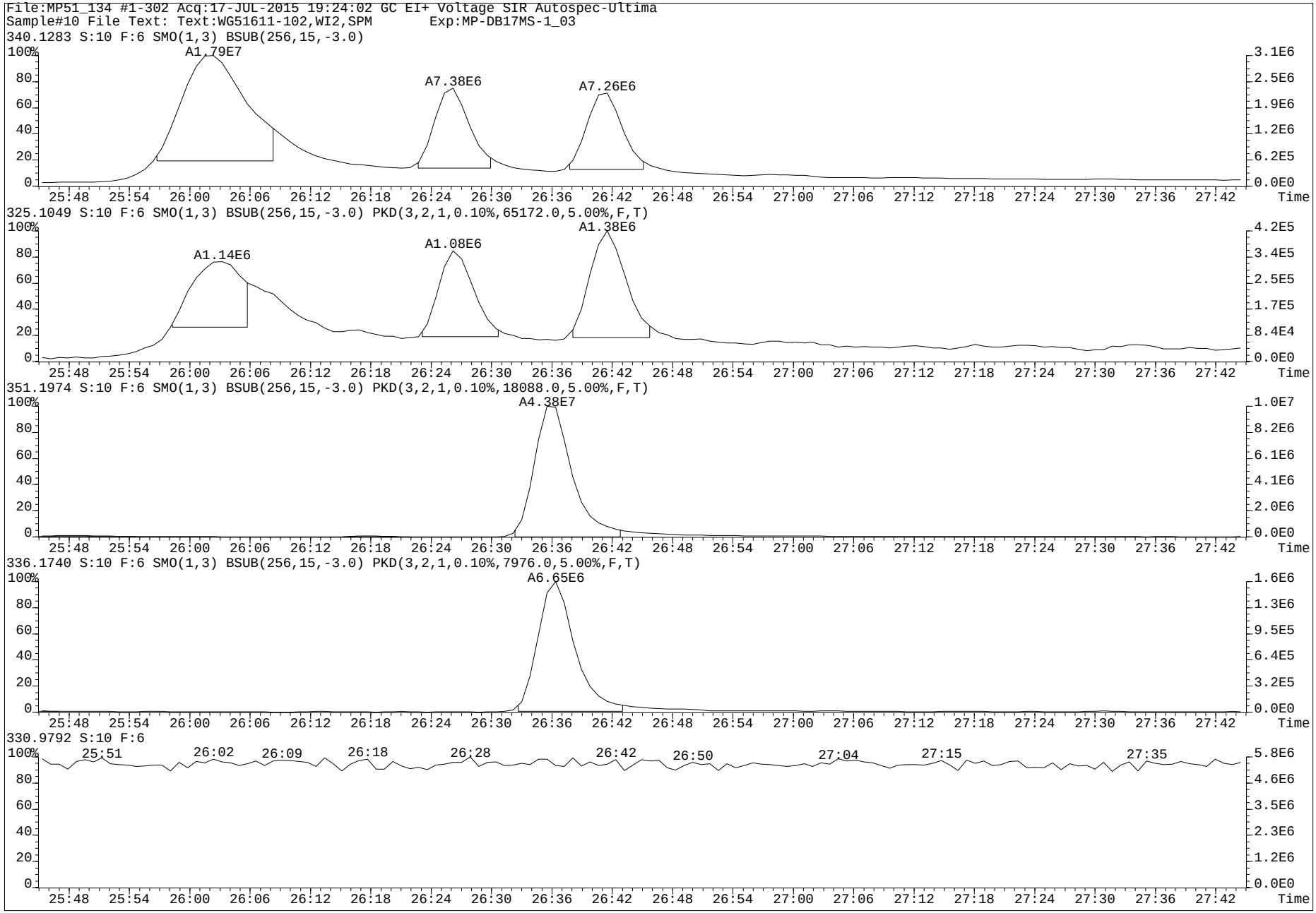
File:MP51_134 #1-302 Acq:17-JUL-2015 19:24:02 GC EI+ Voltage SIR Autospec-Ultima
Sample#10 File Text: Text:WG51611-102,WI2,SPM Exp:MP-DB17MS-1_03
340.1283 S:10 F:6 SMO(1,3) BSUB(256,15,-3.0)
A1.79E7
A7.38E6
A7.26E6
325.1049 S:10 F:6 SMO(1,3) BSUB(256,15,-3.0) PKD(3,2,1,0.10%,65172.0,5.00%,F,T)
A1.14E6
A1.08E6
A1.38E6
351.1974 S:10 F:6 SMO(1,3) BSUB(256,15,-3.0) PKD(3,2,1,0.10%,18088.0,5.00%,F,T)
A4.38E7
336.1740 S:10 F:6 SMO(1,3) BSUB(256,15,-3.0) PKD(3,2,1,0.10%,7976.0,5.00%,F,T)
A6.65E6
330.9792 S:10 F:6
25:51
26:02
26:09
26:18
26:28
26:42
26:50
27:04
27:15
27:35
Time

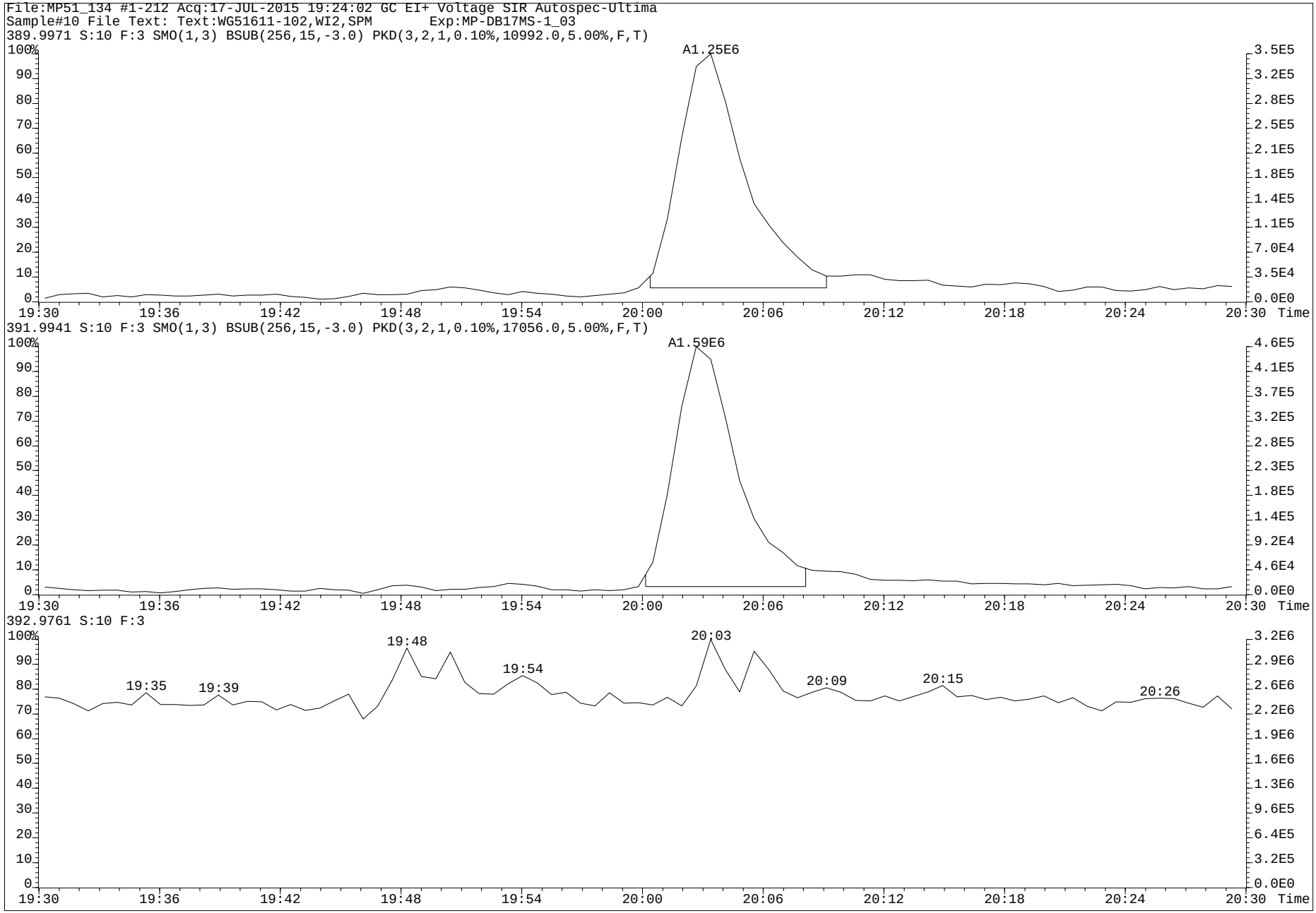
File:MP51_134 #1-212 Acq:17-JUL-2015 19:24:02 GC EI+ Voltage SIR Autospec-Ultima
Sample#10 File Text: Text:WG51611-102,WI2,SPM Exp:MP-DB17MS-1_03
389.9971 S:10 F:3 SMO(1,3) BSUB(256,15,-3.0) PKD(3,2,1,0.10%,10992.0,5.00%,F,T)
A1.25E6
391.9941 S:10 F:3 SMO(1,3) BSUB(256,15,-3.0) PKD(3,2,1,0.10%,17056.0,5.00%,F,T)
A1.59E6
392.9761 S:10 F:3
19:35
19:39
19:48
19:54
20:03
20:09
20:15
20:26
Time

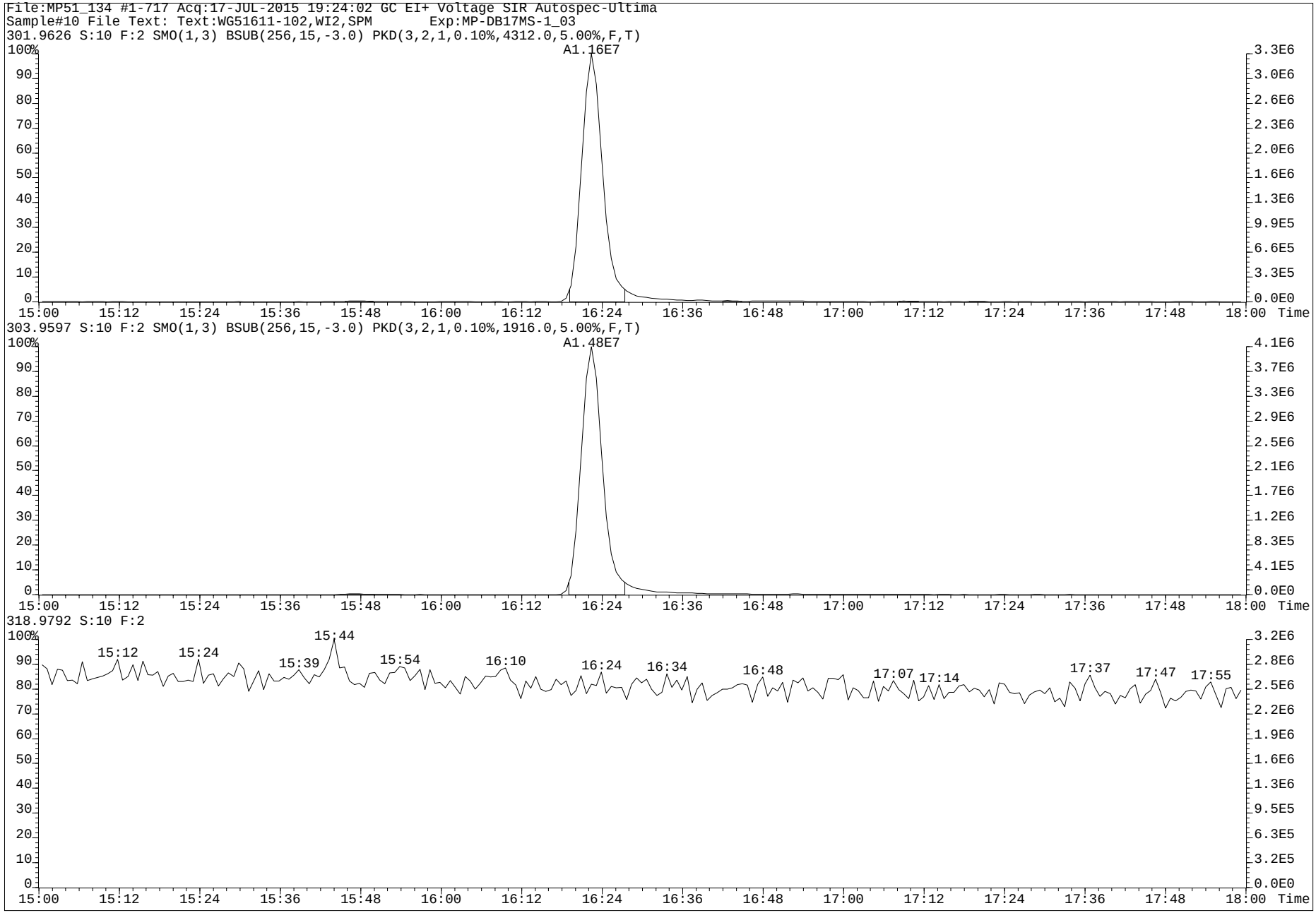
File:MP51_134 #1-717 Acq:17-JUL-2015 19:24:02 GC EI+ Voltage SIR Autospec-Ultima
Sample#10 File Text: Text:WG51611-102,WI2,SPM Exp:MP-DB17MS-1_03
301.9626 S:10 F:2 SMO(1,3) BSUB(256,15,-3.0) PKD(3,2,1,0.10%,4312.0,5.00%,F,T)
A1.16E7
303.9597 S:10 F:2 SMO(1,3) BSUB(256,15,-3.0) PKD(3,2,1,0.10%,1916.0,5.00%,F,T)
A1.48E7
318.9792 S:10 F:2
15:12
15:24
15:39
15:44
15:54
16:10
16:24
16:34
16:48
17:07
17:14
17:37
17:47
17:55
Time

www.axysanalytical.com

Page 1

```
Experiment  : MP-DB17MS-1_03      Temps -source: 250    Tune  : NH      Date -list  : 26-Jun-2015
GC Program  : MP-DB17MS-1_01            -s resv: 160    List  : NH           -liner : 26-Jun-2015
Column type : DB17-MS                   -re_ent: 270    Check :              -septum: 22-Jun-2015
Serial #    : USB503442H                -cap_1 : 270    LIMS  :              -guard : NEW 26-Jun-2014
kPa         : 146                       -cap_2 : 270   Logfile:              -column: NEW? 26-JUN-2010
Vol injected: 2.0uL                                                          -t line: NEW26-JUN-2015
PMT Voltage : 380
```

#	Data file	S	V	Sample Text	Comments	Acquisition Date/Time
1	MP51_119G	1	1	MP004E-CAL,,/02	1,,1.0uL CS-5/Cal	26-JUN-15 22:00:09
2	MP51_119G	2	2	MP004D-CAL,,/02	1,,1.0uL CS-4	26-JUN-15 22:33:49
3	MP51_119G	3	3	MP004C-CAL,,/02	1,,1.0uL CS-3	26-JUN-15 23:07:31
4	MP51_119G	4	4	MP004B-CAL,,/02	1,,1.0uL CS-2	26-JUN-15 23:41:11
5	MP51_119G	5	5	MP004A-CAL,,/02	1,,1.0uL CS-1/Sens	27-JUN-15 00:14:53
6	MP51_119G	6	6	MP004H-CAL,,/02	1,,1.0uL CS-8	27-JUN-15 00:48:34
7	MP51_119G	7	7	MP004G-CAL,,/02	1,,1.0uL CS-7	27-JUN-15 01:22:15
8	MP51_119G	8	8	MP004F-CAL,,/02	1,,1.0uL CS-6	27-JUN-15 01:56:00
9	MP51_119G	9	9	Toluene,,	1,,1.0uL	27-JUN-15 02:29:46
10	MP51_119G	10	10	Toluene,,	1,,1.0uL	27-JUN-15 03:03:26
11	MP51_119G	11	11	L23367-7,W,	4,WG51611,1.0/800uL	27-JUN-15 03:37:06
12	MP51_119G	12	12	L23367-8,W,	4,WG51611,1.0/800uL	27-JUN-15 04:10:51
13	MP51_119G	13	13	L23367-9,W,	4,WG51611,1.0/800uL	27-JUN-15 04:44:31
14	MP51_119G	14	14	L23367-10,W,	4,WG51611,1.0/800uL	27-JUN-15 05:18:11
15	MP51_119G	15	15	L23367-3,W,	4,WG51611,1.0/800uL	27-JUN-15 05:51:56
16	MP51_119G	16	16	L23367-4,W,	4,WG51611,1.0/800uL	27-JUN-15 06:25:41
17	MP51_119G	17	17	MP004E-CAL,,/02	1,,1.0uL CS-5/Cal	27-JUN-15 06:59:22



Run: mp51_119g» Analyte: MP-DB17-C» Cal: mp51_119g» Results: mp51_119g-a Version: V3.6 6-JAN-2000 17:51:42

Name	Mean RRF	S. D.	%RSD	P51_119G S3 RRF#1	SD	P51_119G S2 RRF#2	SD	P51_119G S1 RRF#3	SD	P51_119G S8 RRF#4	SD	P51_119G S7 RRF#5	SD
1-OH-Naphthalene	1.1019	0.017	1.52 %	1.08	-1.6	1.11	0.3	1.09	-0.6	1.12	1.3	1.11	0.5
1-OH-Pyrene	1.0224	0.028	2.72 %	0.98	-1.6	1.05	0.8	1.00	-0.9	1.03	0.3	1.04	0.7
3-OH-Chrysene	0.7502	0.038	5.01 %	0.82	1.8	0.74	-0.2	0.72	-0.7	0.73	-0.4	0.73	-0.4
3-OH-Benz[a]anthracene	1.0546	0.053	5.06 %	0.98	-1.3	1.04	-0.4	1.09	0.8	1.12	1.2	1.04	-0.3
7,8-OH-Benzo[a]pyrene-C	Div0	*	* %	*	*	*	*	*	*	*	*	*	*
7,8-OH-Benzo[a]pyrene-T	Div0	*	* %	*	*	*	*	*	*	*	*	*	*
7,8-OH-Benzo[a]pyrene-3	Div0	*	* %	*	*	*	*	*	*	*	*	*	*
9-OH-Benzo[a]pyrene	0.5648	0.065	11.48 %	0.53	-0.6	0.58	0.2	0.52	-0.6	0.49	-1.2	0.61	0.7
3-OH-Benzo[a]pyrene	0.9022	0.187	20.77 %	0.77	-0.7	0.80	-0.5	0.74	-0.9	0.83	-0.4	1.18	1.5
7,8-OH-Benzo[a]pyrene-4	Div0	*	* %	*	*	*	*	*	*	*	*	*	*
13C6-1-OH-Naphthalene	1.2605	0.042	3.32 %	1.30	0.9	1.22	-1.0	1.27	0.2	1.20	-1.4	1.29	0.7
13C6-1-OH-Pyrene	1.3568	0.064	4.74 %	1.41	0.8	1.40	0.7	1.43	1.1	1.27	-1.4	1.31	-0.8
13C6-1-OH-BAA	1.3748	0.136	9.92 %	1.41	0.3	1.52	1.1	1.51	1.0	1.17	-1.5	1.28	-0.7
13C6-3-OH-Chrysene	1.4683	0.127	8.68 %	1.51	0.3	1.58	0.9	1.62	1.2	1.27	-1.6	1.40	-0.5
D11-3-OH-Benzo[a]pyrene	0.9862	0.151	15.32 %	1.03	0.3	1.12	0.9	1.16	1.1	0.75	-1.6	0.90	-0.6
13C-CL4-OH-PCB-79	0.2071	0.004	1.78 %	0.20	-1.0	0.21	1.5	0.21	0.0	0.20	-0.9	0.21	-0.3
13C-CL4-PCB-79	Div0	*	* %	Div0	*	Div0	*	Div0	*	Div0	*	Div0	*
13C-CL4-PCB-81	-	-	- %	-	-	-	-	-	-	-	-	-	-
Fn1 Lock	-	-	- %	-	-	-	-	-	-	-	-	-	-
Fn2 Lock	-	-	- %	-	-	-	-	-	-	-	-	-	-
Fn3 Lock	-	-	- %	-	-	-	-	-	-	-	-	-	-
Fn4 Lock	-	-	- %	-	-	-	-	-	-	-	-	-	-
Fn4 Lock	-	-	- %	-	-	-	-	-	-	-	-	-	-
Fn5 Lock	-	-	- %	-	-	-	-	-	-	-	-	-	-
Fn6 Lock	-	-	- %	-	-	-	-	-	-	-	-	-	-

PV AS 23-JUL-2015

SV by MW
26-July-2015

www.axysanalytical.com

Run #1 Filename MP51_119G S: 3 I: 1 Acquired: 26-JUN-15 23:07:31 Processed: 29-JUN-15 11:03:47
Run: mp51_119g-a Analyte: MP-DB17-C06 Cal: mp51_119g-8a Results: mp51_119g-a Version: V3.6 6-JAN-2000 17:51:42
Sample text: MP004C-CAL,,/02 Comments: 1,,1.0uL CS-3 F1: 0.20 F2: 1.00

	Typ	Name	Amount	Resp	RA		RT	RF	RRF		Modified?	
1	Unk	1-OH-Naphthalene	206.00	8.40e+08	1.15	n	8:07	-	1.0752	y	n	
2	Unk	1-OH-Pyrene	206.00	8.31e+08	3.58	n	20:45	-	0.9782	y	n	
3	Unk	3-OH-Chrysene	1.02	3.70e+06	2.17	n	23:02	-	0.8162	y	n	
4	Unk	3-OH-Benz[a]anthracene	1.01	4.12e+06	2.39	n	23:13	-	0.9831	y	n	
5	Unk	7,8-OH-Benzo[a]pyrene-C	1.01	*	*	n	NotF»	-	*	n	n	
6	Unk	7,8-OH-Benzo[a]pyrene-T	1.02	*	*	n	NotF»	-	*	n	n	
7	Unk	7,8-OH-Benzo[a]pyrene-3	2.03	*	*	n	NotF»	-	*	n	n	
8	Unk	9-OH-Benzo[a]pyrene	1.03	2.38e+06	10.40	n	26:32	-	0.5252	y	n	
9	Unk	3-OH-Benzo[a]pyrene	1.05	2.41e+06	6.56	n	26:47	-	0.7656	y	n	
10	Unk	7,8-OH-Benzo[a]pyrene-4	2.03	*	*	n	NotF»	-	*	n	n	
11	IS	13C6-1-OH-Naphthalene	250.00	9.48e+08	1.05	n	8:07	-	1.2961	y	n	
12	IS	13C6-1-OH-Pyrene	250.00	1.03e+09	3.62	n	20:45	-	1.4093	y	n	
13	IS	13C6-1-OH-BAA	252.00	1.04e+09	2.75	n	22:29	-	1.4147	y	n	
14	IS	13C6-3-OH-Chrysene	252.50	1.12e+09	2.28	n	23:02	-	1.5120	y	n	
15	IS	D11-3-OH-Benzo[a]pyrene	248.80	7.48e+08	6.52	n	26:42	-	1.0274	y	n	
16	IS	13C-CL4-OH-PCB-79	50.00	2.97e+07	0.79	y	20:04	-	0.2032	y	n	
17	IS	13C-CL4-PCB-79	0.00	*	*	n	NotF»	-	Div0	n	n	
18	RS	13C-CL4-PCB-81	50.00	1.46e+08	0.78	y	16:25	2.93e+06	-	n	n	
19	Tot	Fn1 Lock	0.00	-			-	-	-	n	n	
20	Tot	Fn2 Lock	0.00	-			-	-	-	n	n	
21	Tot	Fn3 Lock	0.00	-			-	-	-	n	n	
22	Tot	Fn4 Lock	0.00	-			-	-	-	n	n	
23	Tot	Fn4 Lock	0.00	-			-	-	-	n	n	
24	Tot	Fn5 Lock	0.00	-			-	-	-	n	n	
25	Tot	Fn6 Lock	0.00	-			-	-	-	n	n	

PV AS 23-JUL-2015

SV by MW
26-July-2015

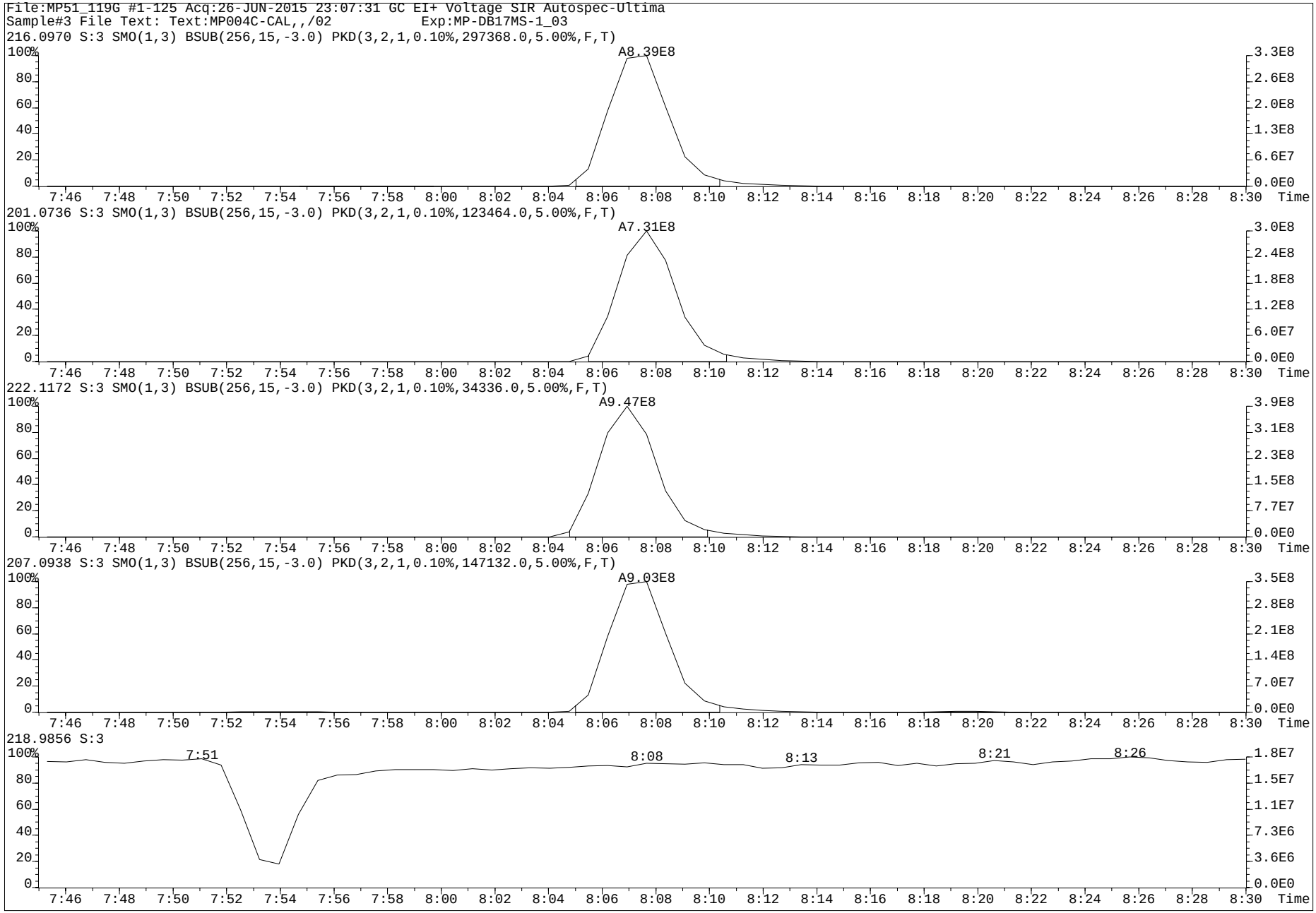
File:MP51_119G #1-125 Acq:26-JUN-2015 23:07:31 GC EI+ Voltage SIR Autospec-Ultima
Sample#3 File Text: Text:MP004C-CAL,,/02 Exp:MP-DB17MS-1_03
216.0970 S:3 SMO(1,3) BSUB(256,15,-3.0) PKD(3,2,1,0.10%,297368.0,5.00%,F,T)
A8.39E8
201.0736 S:3 SMO(1,3) BSUB(256,15,-3.0) PKD(3,2,1,0.10%,123464.0,5.00%,F,T)
A7.31E8
222.1172 S:3 SMO(1,3) BSUB(256,15,-3.0) PKD(3,2,1,0.10%,34336.0,5.00%,F,T)
A9.47E8
207.0938 S:3 SMO(1,3) BSUB(256,15,-3.0) PKD(3,2,1,0.10%,147132.0,5.00%,F,T)
A9.03E8
218.9856 S:3
7:51
8:08
8:13
8:21
8:26
Time

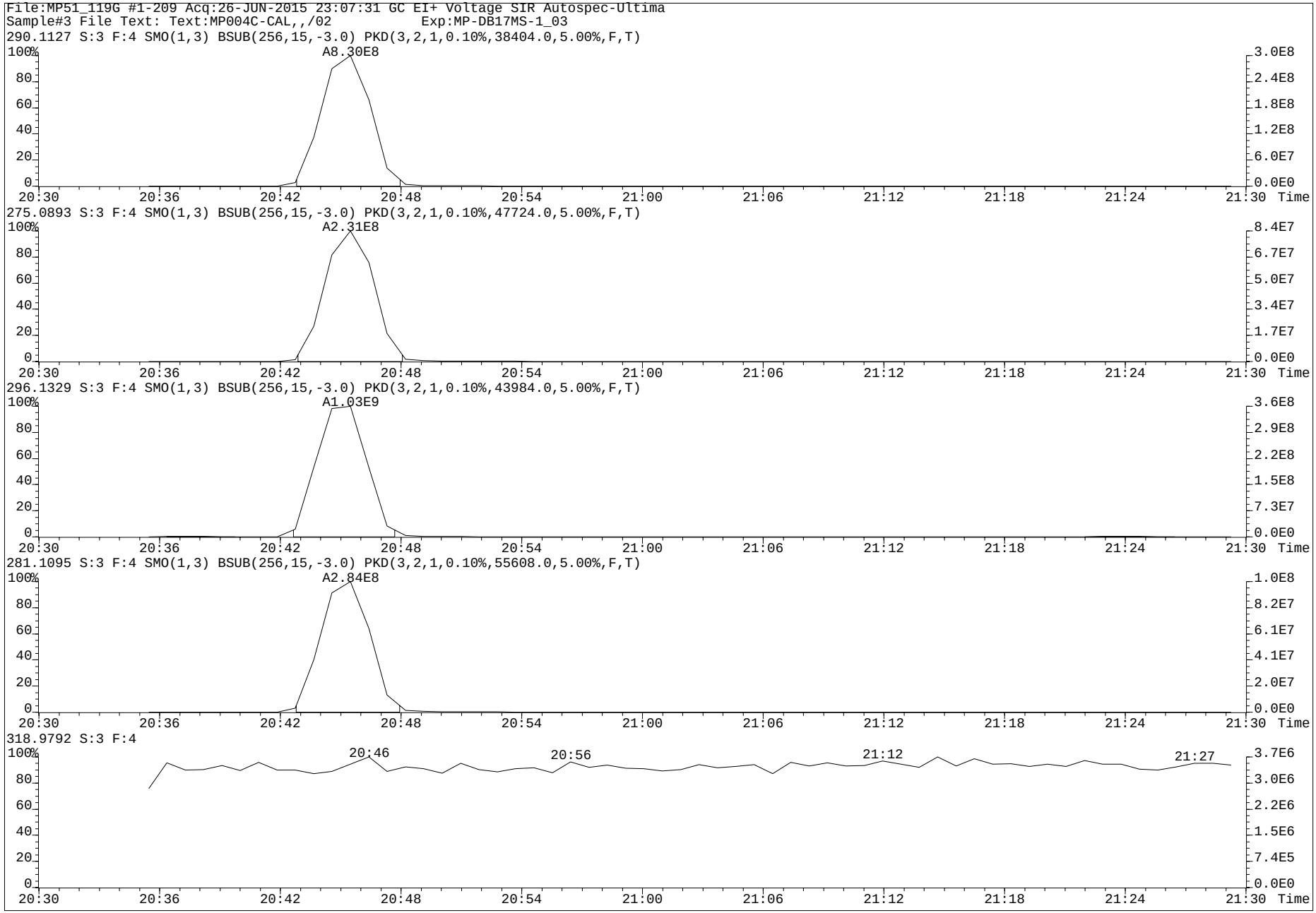
File:MP51_119G #1-209 Acq:26-JUN-2015 23:07:31 GC EI+ Voltage SIR Autospec-Ultima
Sample#3 File Text: Text:MP004C-CAL,,/02 Exp:MP-DB17MS-1_03
290.1127 S:3 F:4 SMO(1,3) BSUB(256,15,-3.0) PKD(3,2,1,0.10%,38404.0,5.00%,F,T)
A8.30E8
275.0893 S:3 F:4 SMO(1,3) BSUB(256,15,-3.0) PKD(3,2,1,0.10%,47724.0,5.00%,F,T)
A2.31E8
296.1329 S:3 F:4 SMO(1,3) BSUB(256,15,-3.0) PKD(3,2,1,0.10%,43984.0,5.00%,F,T)
A1.03E9
281.1095 S:3 F:4 SMO(1,3) BSUB(256,15,-3.0) PKD(3,2,1,0.10%,55608.0,5.00%,F,T)
A2.84E8
318.9792 S:3 F:4
20:46
20:56
21:12
21:27
Time

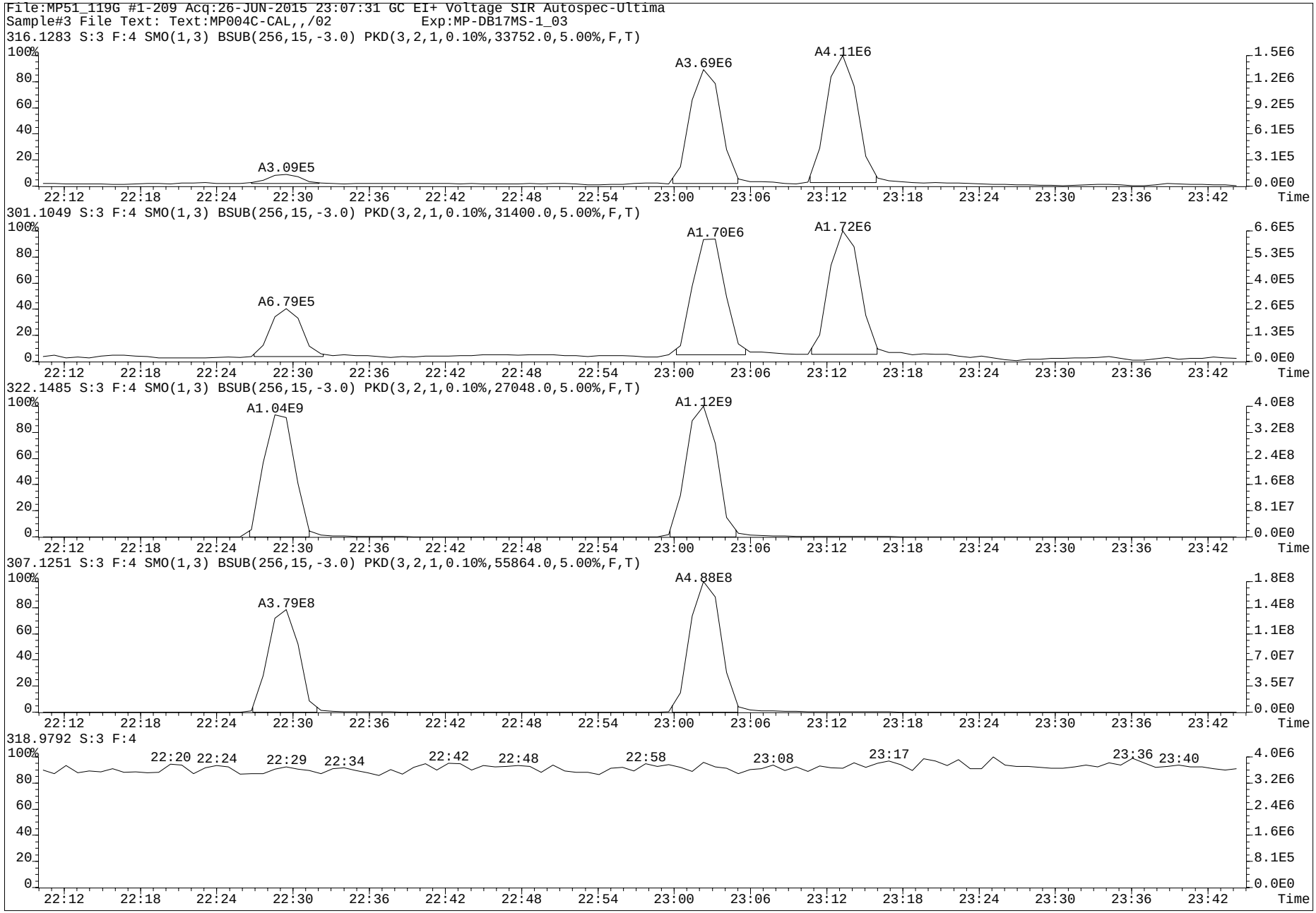
File:MP51_119G #1-209 Acq:26-JUN-2015 23:07:31 GC EI+ Voltage SIR Autospec-Ultima
Sample#3 File Text: Text:MP004C-CAL,,/02 Exp:MP-DB17MS-1_03
316.1283 S:3 F:4 SMO(1,3) BSUB(256,15,-3.0) PKD(3,2,1,0.10%,33752.0,5.00%,F,T)
A3.09E5
A3.69E6
A4.11E6
301.1049 S:3 F:4 SMO(1,3) BSUB(256,15,-3.0) PKD(3,2,1,0.10%,31400.0,5.00%,F,T)
A6.79E5
A1.70E6
A1.72E6
322.1485 S:3 F:4 SMO(1,3) BSUB(256,15,-3.0) PKD(3,2,1,0.10%,27048.0,5.00%,F,T)
A1.04E9
A1.12E9
307.1251 S:3 F:4 SMO(1,3) BSUB(256,15,-3.0) PKD(3,2,1,0.10%,55864.0,5.00%,F,T)
A3.79E8
A4.88E8
318.9792 S:3 F:4
22:20 22:24 22:29 22:34 22:42 22:48 22:58 23:08 23:17 23:36 23:40
Time

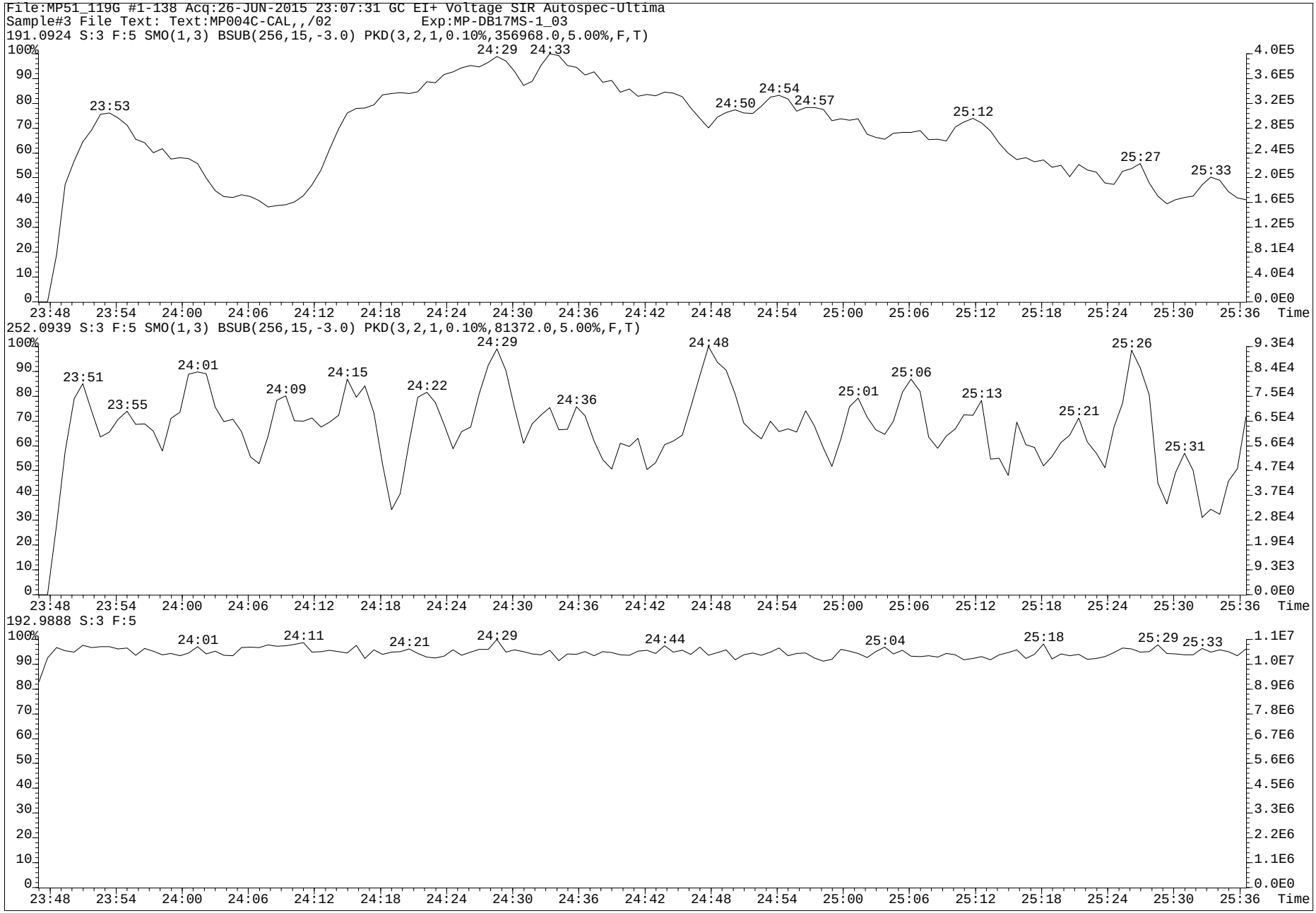
File:MP51_119G #1-138 Acq:26-JUN-2015 23:07:31 GC EI+ Voltage SIR Autospec-Ultima
Sample#3 File Text: Text:MP004C-CAL,,/02 Exp:MP-DB17MS-1_03
191.0924 S:3 F:5 SMO(1,3) BSUB(256,15,-3.0) PKD(3,2,1,0.10%,356968.0,5.00%,F,T)
23:53
24:29
24:33
24:50
24:54
24:57
25:12
25:27
25:33
252.0939 S:3 F:5 SMO(1,3) BSUB(256,15,-3.0) PKD(3,2,1,0.10%,81372.0,5.00%,F,T)
23:51
23:55
24:01
24:09
24:15
24:22
24:29
24:36
24:48
25:01
25:06
25:13
25:21
25:26
25:31
192.9888 S:3 F:5
24:01
24:11
24:21
24:29
24:44
25:04
25:18
25:29
25:33
Time

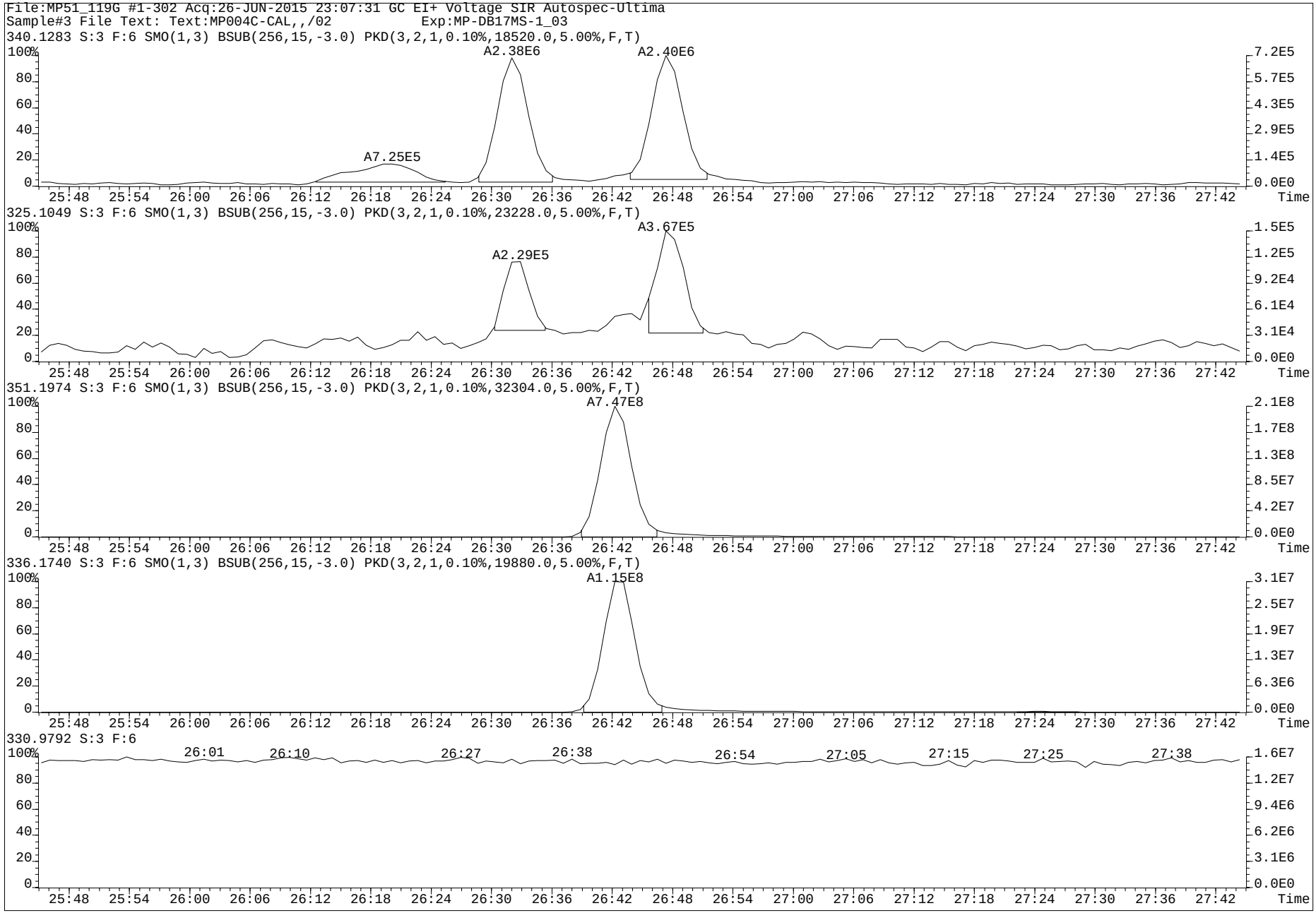
File:MP51_119G #1-302 Acq:26-JUN-2015 23:07:31 GC EI+ Voltage SIR Autospec-Ultima
Sample#3 File Text: Text:MP004C-CAL,,/02 Exp:MP-DB17MS-1_03
340.1283 S:3 F:6 SMO(1,3) BSUB(256,15,-3.0) PKD(3,2,1,0.10%,18520.0,5.00%,F,T)
A2.38E6
A2.40E6
A7.25E5
325.1049 S:3 F:6 SMO(1,3) BSUB(256,15,-3.0) PKD(3,2,1,0.10%,23228.0,5.00%,F,T)
A3.67E5
A2.29E5
351.1974 S:3 F:6 SMO(1,3) BSUB(256,15,-3.0) PKD(3,2,1,0.10%,32304.0,5.00%,F,T)
A7.47E8
336.1740 S:3 F:6 SMO(1,3) BSUB(256,15,-3.0) PKD(3,2,1,0.10%,19880.0,5.00%,F,T)
A1.15E8
330.9792 S:3 F:6
26:01
26:10
26:27
26:38
26:54
27:05
27:15
27:25
27:38
Time

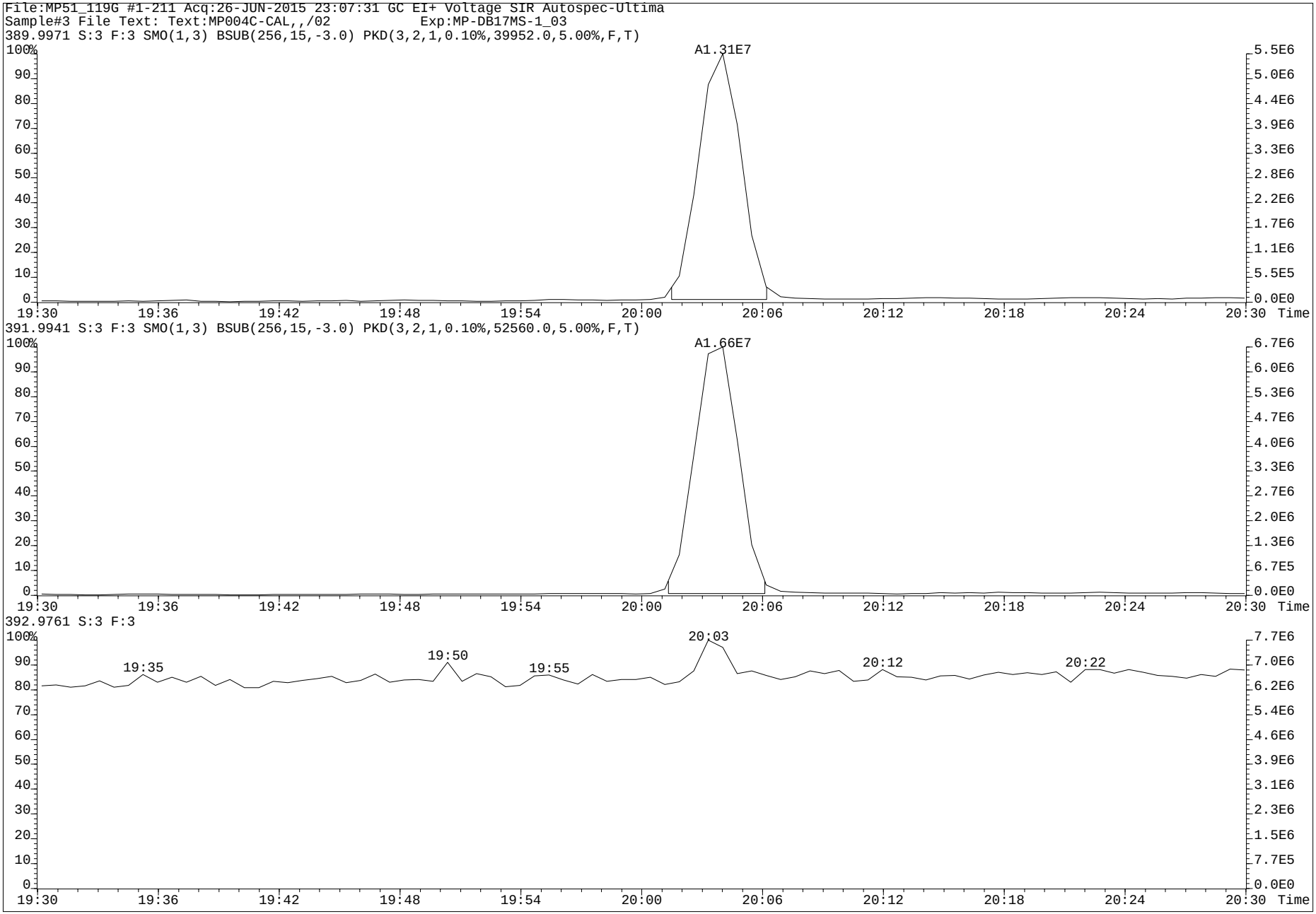
File:MP51_119G #1-211 Acq:26-JUN-2015 23:07:31 GC EI+ Voltage SIR Autospec-Ultima
Sample#3 File Text: Text:MP004C-CAL,,/02 Exp:MP-DB17MS-1_03
389.9971 S:3 F:3 SMO(1,3) BSUB(256,15,-3.0) PKD(3,2,1,0.10%,39952.0,5.00%,F,T)
A1.31E7
391.9941 S:3 F:3 SMO(1,3) BSUB(256,15,-3.0) PKD(3,2,1,0.10%,52560.0,5.00%,F,T)
A1.66E7
392.9761 S:3 F:3
19:35
19:50
19:55
20:03
20:12
20:22
Time

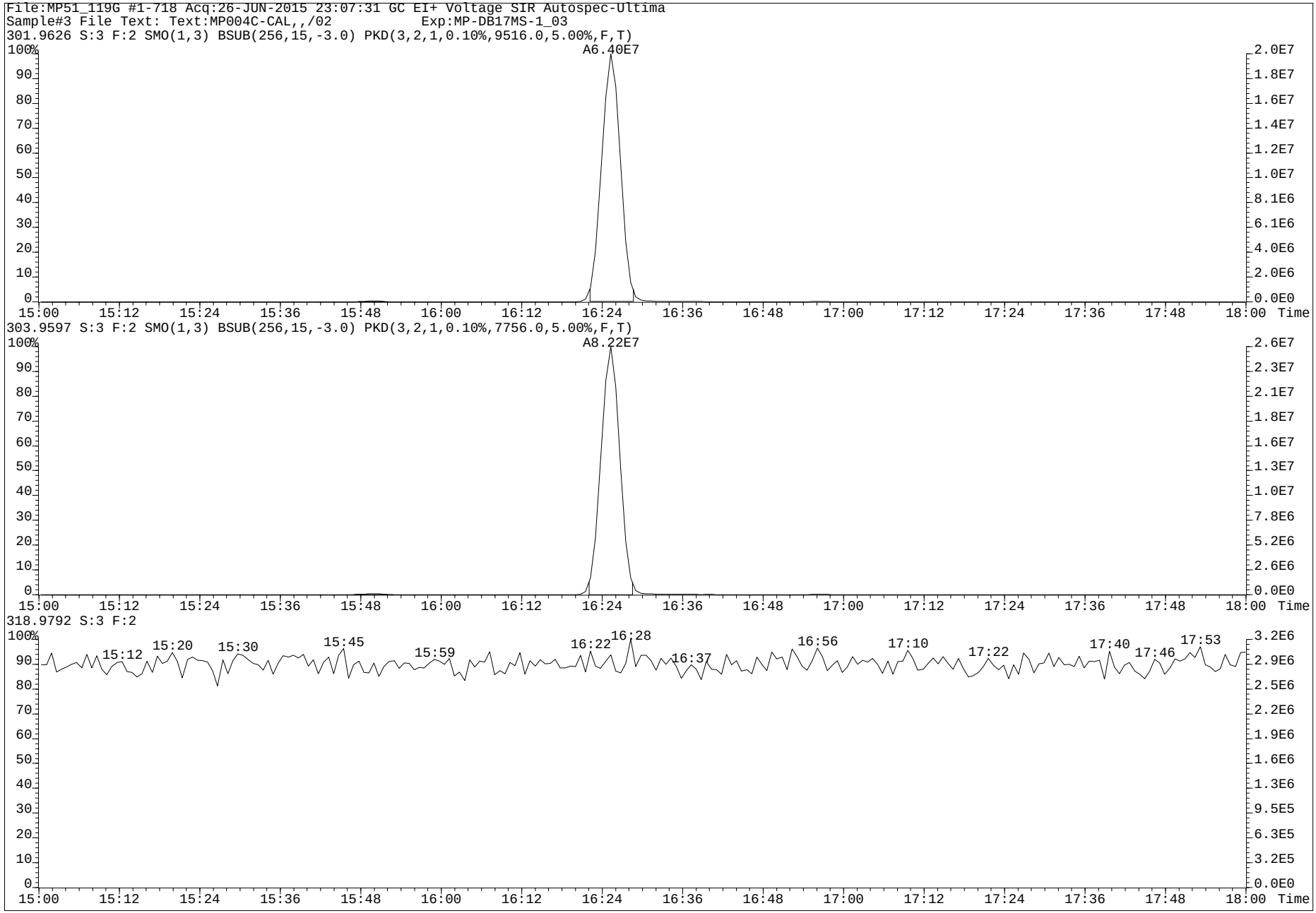
File:MP51_119G #1-718 Acq:26-JUN-2015 23:07:31 GC EI+ Voltage SIR Autospec-Ultima
Sample#3 File Text: Text:MP004C-CAL,,/02 Exp:MP-DB17MS-1_03
301.9626 S:3 F:2 SMO(1,3) BSUB(256,15,-3.0) PKD(3,2,1,0.10%,9516.0,5.00%,F,T)
A6.40E7
303.9597 S:3 F:2 SMO(1,3) BSUB(256,15,-3.0) PKD(3,2,1,0.10%,7756.0,5.00%,F,T)
A8.22E7
318.9792 S:3 F:2
15:12
15:20
15:30
15:45
15:59
16:22
16:28
16:37
16:56
17:10
17:22
17:40
17:46
17:53
Time

www.axysanalytical.com

Run #2 Filename MP51_119G S: 2 I: 1 Acquired: 26-JUN-15 22:33:49 Processed: 29-JUN-15 11:03:48
Run: mp51_119g-a Analyte: MP-DB17-C06 Cal: mp51_119g-8a Results: mp51_119g-a Version: V3.6 6-JAN-2000 17:51:42
Sample text: MP004D-CAL,,/02 Comments: 1,,1.0uL CS-4 F1: 1.00 F2: 1.00

	Typ	Name	Amount	Resp	RA		RT	RF	RRF		Modified?
1	Unk	1-OH-Naphthalene	206.00	8.46e+08	1.16	n	8:07	-	1.1066	y	n
2	Unk	1-OH-Pyrene	206.00	9.21e+08	3.64	n	20:45	-	1.0460	y	n
3	Unk	3-OH-Chrysene	5.12	1.83e+07	2.31	n	23:02	-	0.7432	y	n
4	Unk	3-OH-Benz[a]anthracene	5.06	2.43e+07	2.40	n	23:13	-	1.0352	y	n
5	Unk	7,8-OH-Benzo[a]pyrene-C	5.07	*	*	n	NotF»	-	*	n	n
6	Unk	7,8-OH-Benzo[a]pyrene-T	5.08	*	*	n	NotF»	-	*	n	n
7	Unk	7,8-OH-Benzo[a]pyrene-3	10.14	*	*	n	NotF»	-	*	n	n
8	Unk	9-OH-Benzo[a]pyrene	5.13	1.42e+07	7.34	n	26:32	-	0.5758	y	n
9	Unk	3-OH-Benzo[a]pyrene	5.23	1.43e+07	5.82	n	26:48	-	0.8004	y	n
10	Unk	7,8-OH-Benzo[a]pyrene-4	10.14	*	*	n	NotF»	-	*	n	n
11	IS	13C6-1-OH-Naphthalene	250.00	9.28e+08	1.11	n	8:07	-	1.2168	y	n
12	IS	13C6-1-OH-Pyrene	250.00	1.07e+09	3.62	n	20:45	-	1.4018	y	n
13	IS	13C6-1-OH-BAA	252.00	1.17e+09	2.86	n	22:29	-	1.5192	y	n
14	IS	13C6-3-OH-Chrysene	252.50	1.21e+09	2.36	n	23:02	-	1.5774	y	n
15	IS	D11-3-OH-Benzo[a]pyrene	248.80	8.47e+08	6.83	n	26:43	-	1.1169	y	n
16	IS	13C-CL4-OH-PCB-79	50.00	3.24e+07	0.79	y	20:04	-	0.2127	y	n
17	IS	13C-CL4-PCB-79	0.00	*	*	n	NotF»	-	Div0	n	n
18	RS	13C-CL4-PCB-81	50.00	1.52e+08	0.77	y	16:25	3.05e+06	-	n	n
19	Tot	Fn1 Lock	0.00	-			-	-	-	n	n
20	Tot	Fn2 Lock	0.00	-			-	-	-	n	n
21	Tot	Fn3 Lock	0.00	-			-	-	-	n	n
22	Tot	Fn4 Lock	0.00	-			-	-	-	n	n
23	Tot	Fn4 Lock	0.00	-			-	-	-	n	n
24	Tot	Fn5 Lock	0.00	-			-	-	-	n	n
25	Tot	Fn6 Lock	0.00	-			-	-	-	n	n

PV AS 23-JUL-2015

SV by MW
26-July-2015

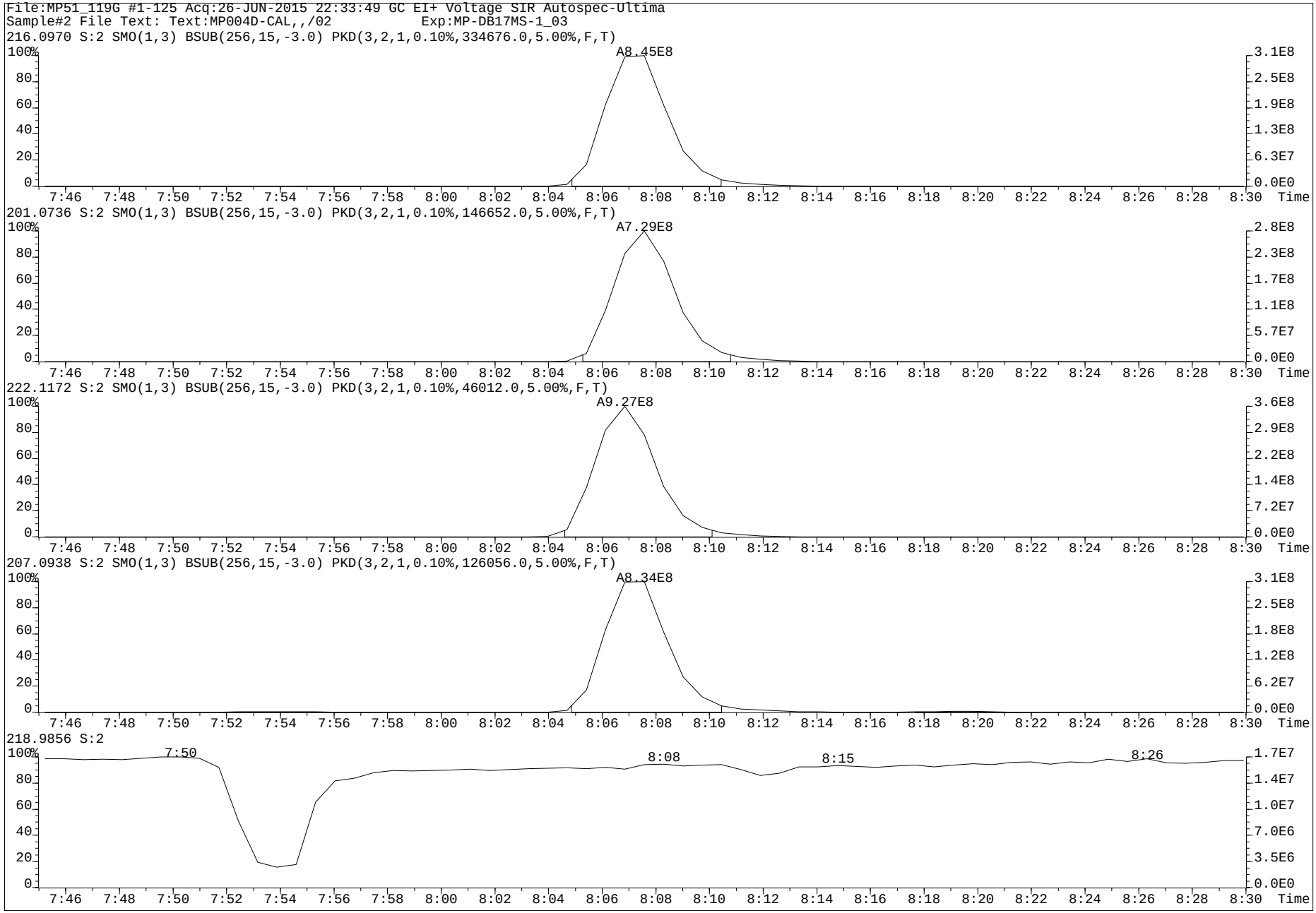
File:MP51_119G #1-125 Acq:26-JUN-2015 22:33:49 GC EI+ Voltage SIR Autospec-Ultima
Sample#2 File Text: Text:MP004D-CAL,,/02 Exp:MP-DB17MS-1_03
216.0970 S:2 SMO(1,3) BSUB(256,15,-3.0) PKD(3,2,1,0.10%,334676.0,5.00%,F,T)
A8.45E8
201.0736 S:2 SMO(1,3) BSUB(256,15,-3.0) PKD(3,2,1,0.10%,146652.0,5.00%,F,T)
A7.29E8
222.1172 S:2 SMO(1,3) BSUB(256,15,-3.0) PKD(3,2,1,0.10%,46012.0,5.00%,F,T)
A9.27E8
207.0938 S:2 SMO(1,3) BSUB(256,15,-3.0) PKD(3,2,1,0.10%,126056.0,5.00%,F,T)
A8.34E8
218.9856 S:2
7:50
8:08
8:15
8:26
Time

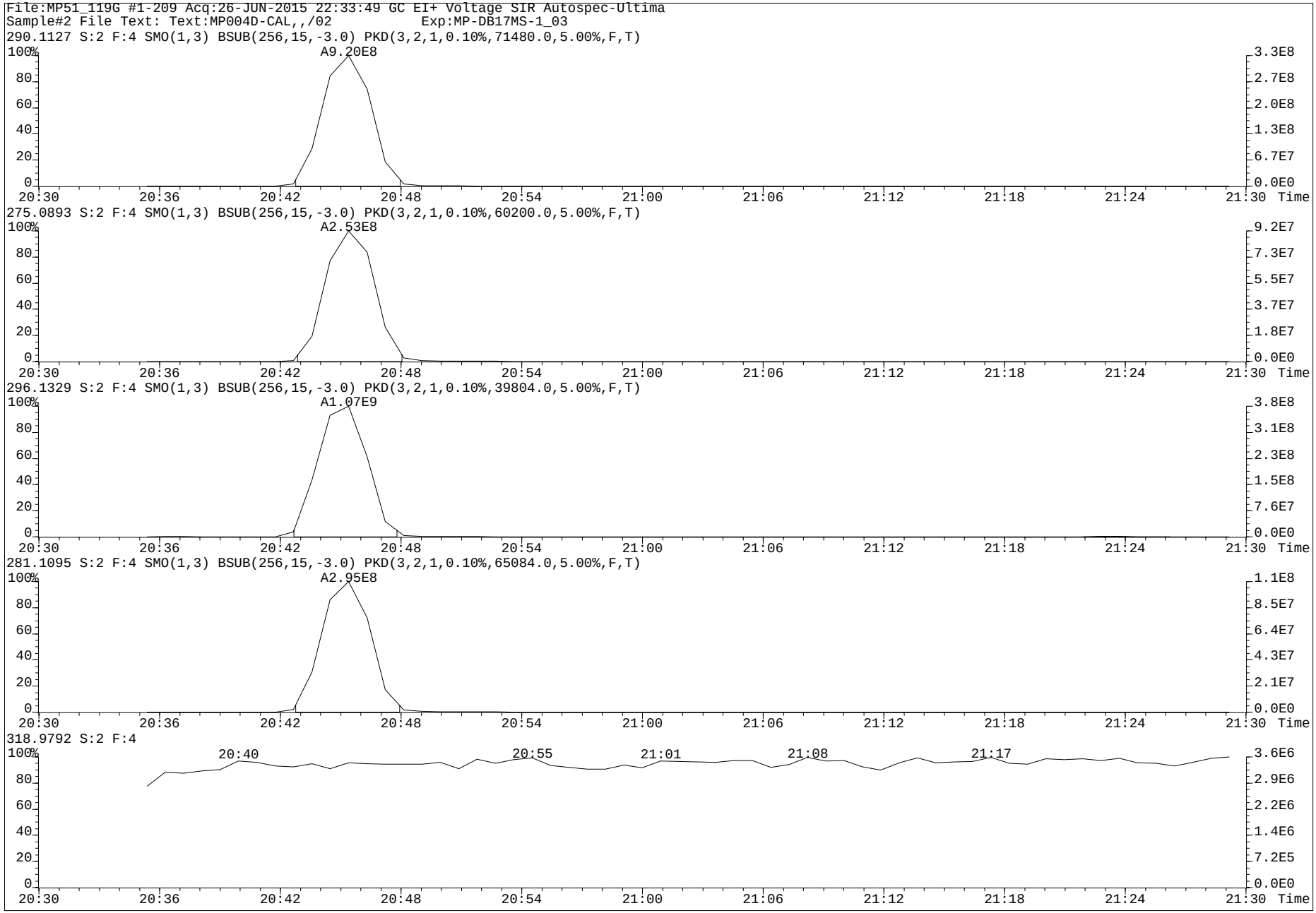
File:MP51_119G #1-209 Acq:26-JUN-2015 22:33:49 GC EI+ Voltage SIR Autospec-Ultima
Sample#2 File Text: Text:MP004D-CAL,,/02 Exp:MP-DB17MS-1_03
290.1127 S:2 F:4 SMO(1,3) BSUB(256,15,-3.0) PKD(3,2,1,0.10%,71480.0,5.00%,F,T)
A9.20E8
275.0893 S:2 F:4 SMO(1,3) BSUB(256,15,-3.0) PKD(3,2,1,0.10%,60200.0,5.00%,F,T)
A2.53E8
296.1329 S:2 F:4 SMO(1,3) BSUB(256,15,-3.0) PKD(3,2,1,0.10%,39804.0,5.00%,F,T)
A1.07E9
281.1095 S:2 F:4 SMO(1,3) BSUB(256,15,-3.0) PKD(3,2,1,0.10%,65084.0,5.00%,F,T)
A2.95E8
318.9792 S:2 F:4
20:40
20:55
21:01
21:08
21:17
Time

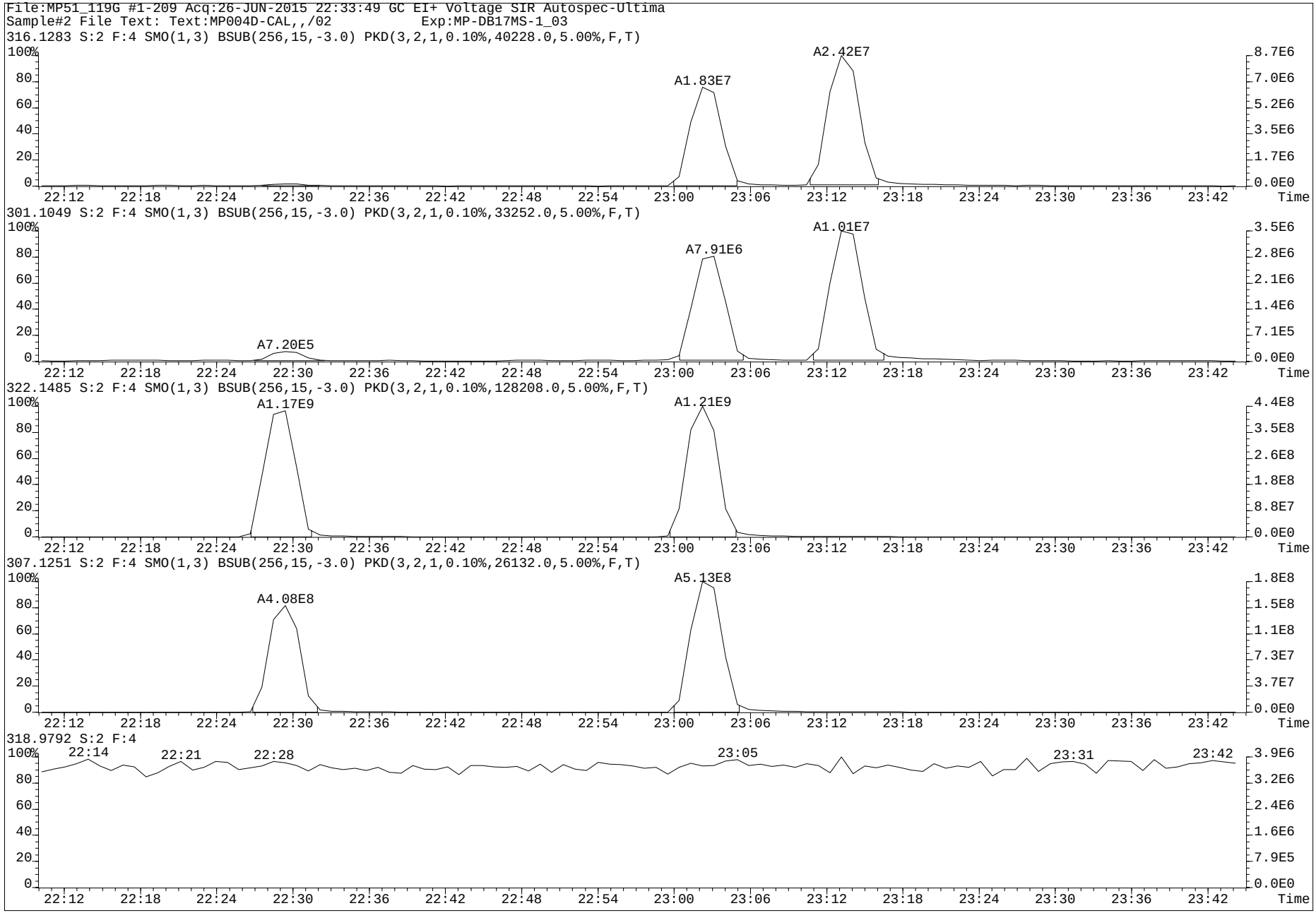
File:MP51_119G #1-209 Acq:26-JUN-2015 22:33:49 GC EI+ Voltage SIR Autospec-Ultima
Sample#2 File Text: Text:MP004D-CAL,,/02 Exp:MP-DB17MS-1_03
316.1283 S:2 F:4 SMO(1,3) BSUB(256,15,-3.0) PKD(3,2,1,0.10%,40228.0,5.00%,F,T)
A1.83E7
A2.42E7
301.1049 S:2 F:4 SMO(1,3) BSUB(256,15,-3.0) PKD(3,2,1,0.10%,33252.0,5.00%,F,T)
A7.20E5
A7.91E6
A1.01E7
322.1485 S:2 F:4 SMO(1,3) BSUB(256,15,-3.0) PKD(3,2,1,0.10%,128208.0,5.00%,F,T)
A1.17E9
A1.21E9
307.1251 S:2 F:4 SMO(1,3) BSUB(256,15,-3.0) PKD(3,2,1,0.10%,26132.0,5.00%,F,T)
A4.08E8
A5.13E8
318.9792 S:2 F:4
22:14
22:21
22:28
23:05
23:31
23:42
Time

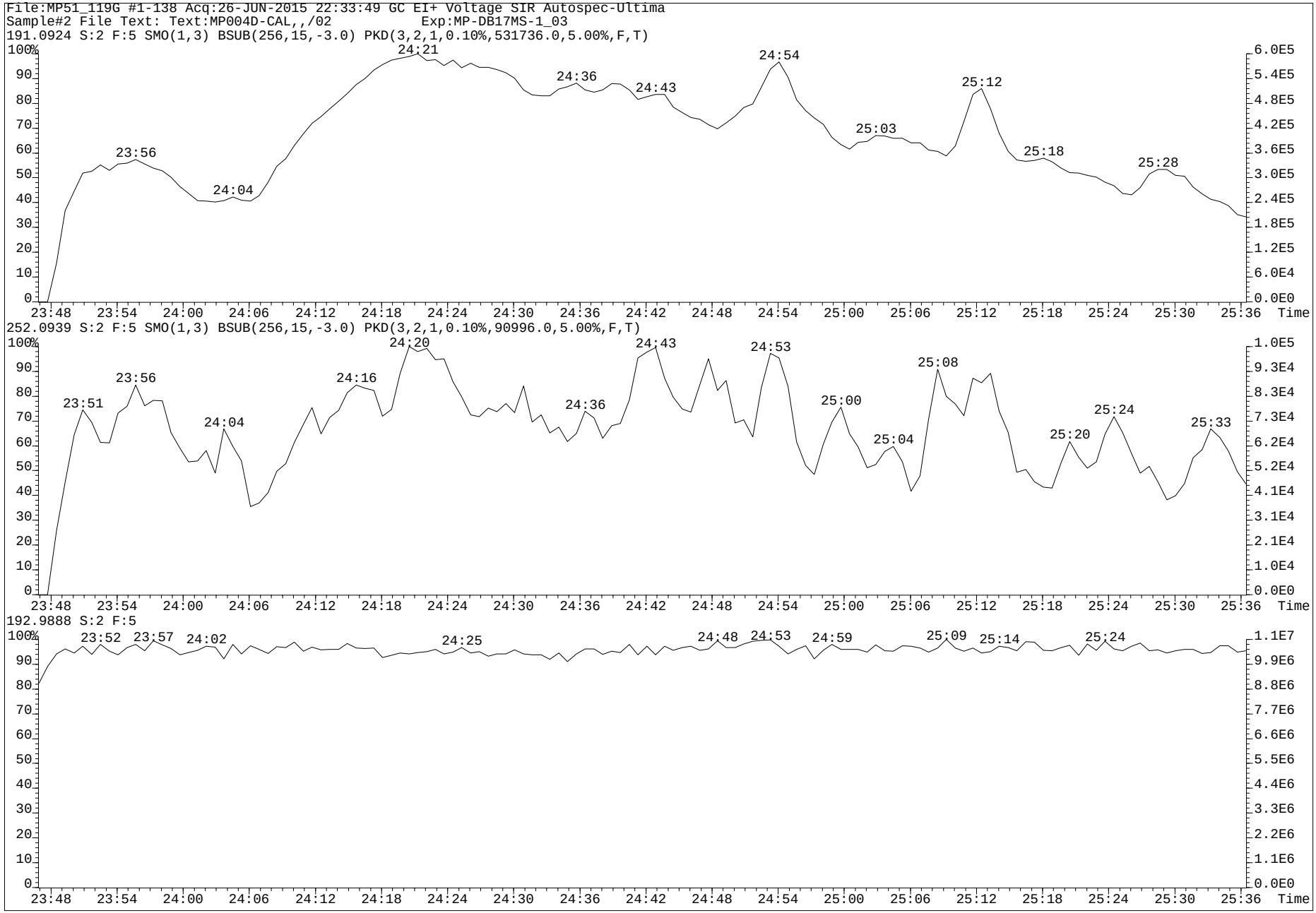
File:MP51_119G #1-138 Acq:26-JUN-2015 22:33:49 GC EI+ Voltage SIR Autospec-Ultima
Sample#2 File Text: Text:MP004D-CAL,,/02 Exp:MP-DB17MS-1_03
191.0924 S:2 F:5 SMO(1,3) BSUB(256,15,-3.0) PKD(3,2,1,0.10%,531736.0,5.00%,F,T)
23:56
24:04
24:21
24:36
24:43
24:54
25:03
25:12
25:18
25:28
252.0939 S:2 F:5 SMO(1,3) BSUB(256,15,-3.0) PKD(3,2,1,0.10%,90996.0,5.00%,F,T)
23:51
23:56
24:04
24:16
24:20
24:36
24:43
24:53
25:00
25:04
25:08
25:20
25:24
25:33
192.9888 S:2 F:5
23:52
23:57
24:02
24:25
24:48
24:53
24:59
25:09
25:14
25:24
Time

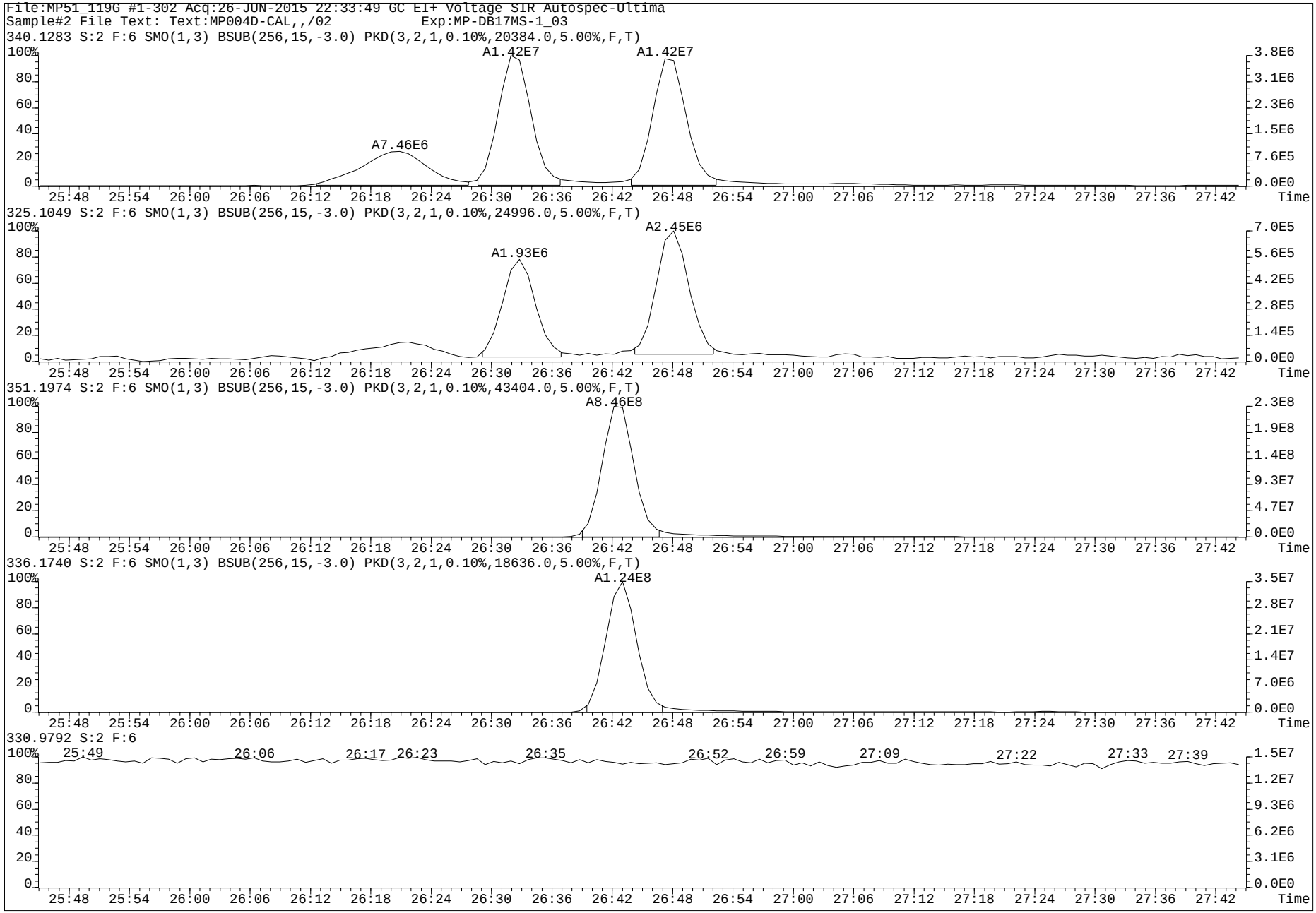
File:MP51_119G #1-302 Acq:26-JUN-2015 22:33:49 GC EI+ Voltage SIR Autospec-Ultima
Sample#2 File Text: Text:MP004D-CAL,,/02 Exp:MP-DB17MS-1_03
340.1283 S:2 F:6 SMO(1,3) BSUB(256,15,-3.0) PKD(3,2,1,0.10%,20384.0,5.00%,F,T)
A1.42E7
A1.42E7
A7.46E6
325.1049 S:2 F:6 SMO(1,3) BSUB(256,15,-3.0) PKD(3,2,1,0.10%,24996.0,5.00%,F,T)
A2.45E6
A1.93E6
351.1974 S:2 F:6 SMO(1,3) BSUB(256,15,-3.0) PKD(3,2,1,0.10%,43404.0,5.00%,F,T)
A8.46E8
336.1740 S:2 F:6 SMO(1,3) BSUB(256,15,-3.0) PKD(3,2,1,0.10%,18636.0,5.00%,F,T)
A1.24E8
330.9792 S:2 F:6
25:49
26:06
26:17
26:23
26:35
26:52
26:59
27:09
27:22
27:33
27:39
Time

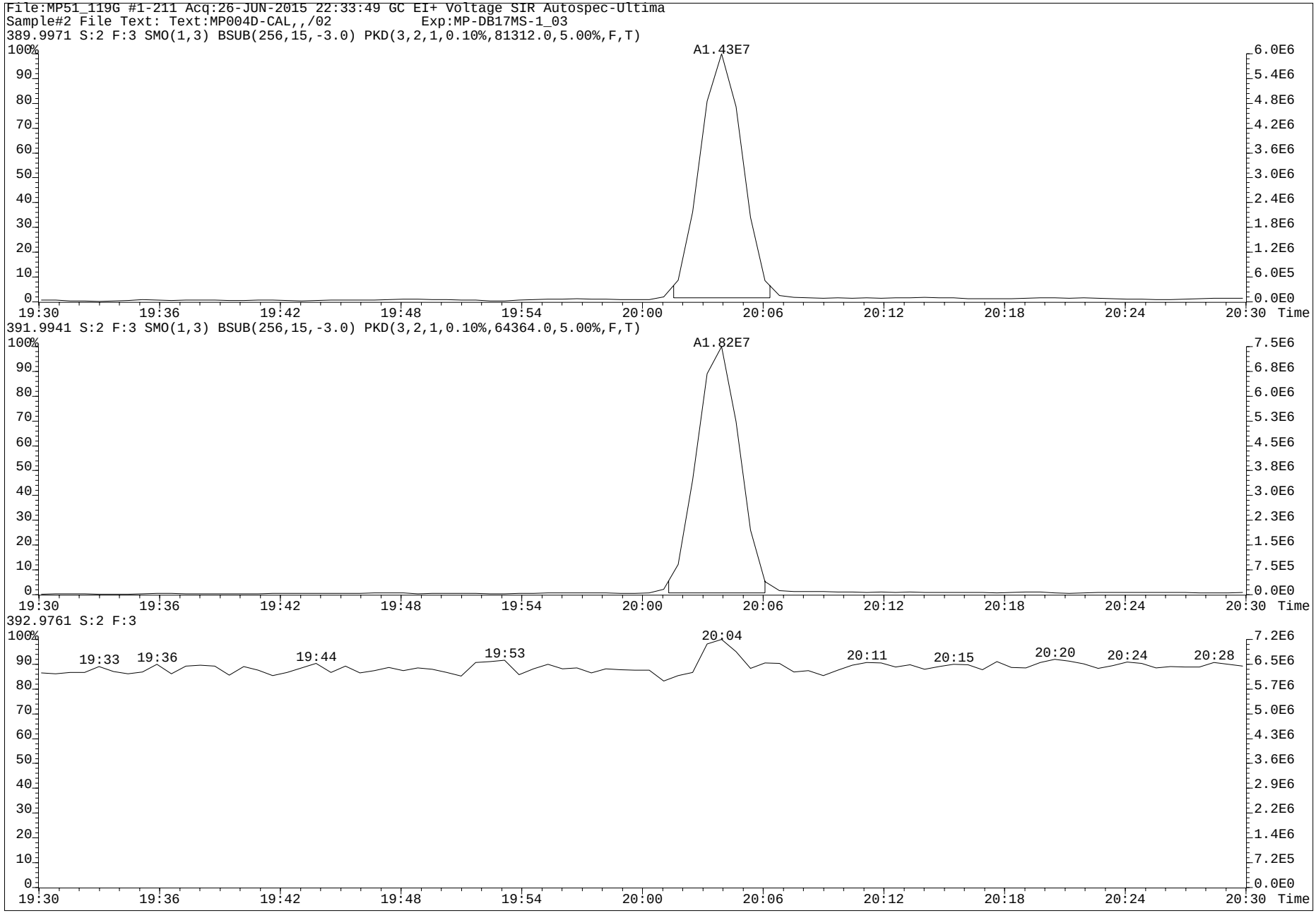
File:MP51_119G #1-211 Acq:26-JUN-2015 22:33:49 GC EI+ Voltage SIR Autospec-Ultima
Sample#2 File Text: Text:MP004D-CAL,,/02 Exp:MP-DB17MS-1_03
389.9971 S:2 F:3 SMO(1,3) BSUB(256,15,-3.0) PKD(3,2,1,0.10%,81312.0,5.00%,F,T)
A1.43E7
391.9941 S:2 F:3 SMO(1,3) BSUB(256,15,-3.0) PKD(3,2,1,0.10%,64364.0,5.00%,F,T)
A1.82E7
392.9761 S:2 F:3
19:33
19:36
19:44
19:53
20:04
20:11
20:15
20:20
20:24
20:28
Time

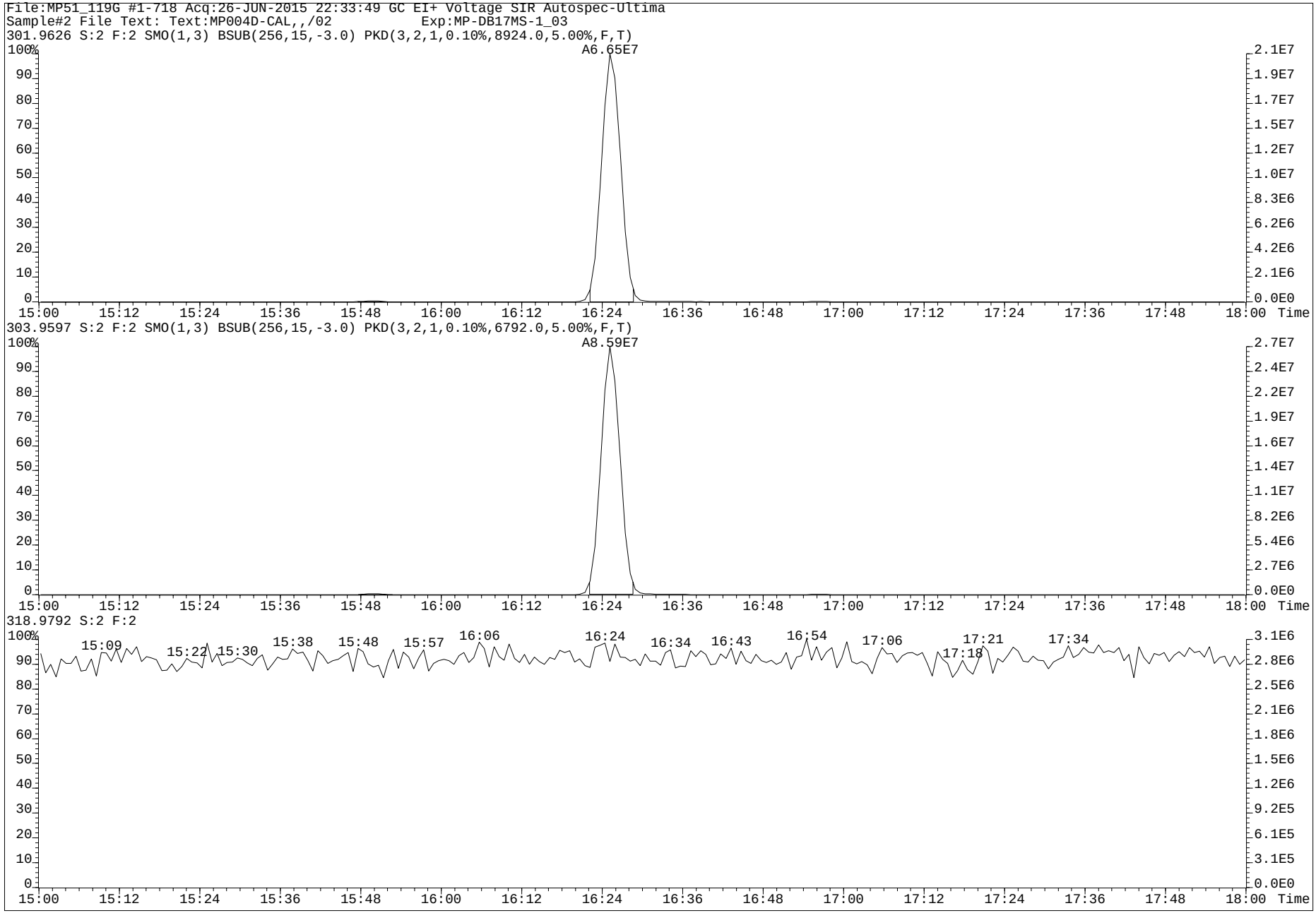
File:MP51_119G #1-718 Acq:26-JUN-2015 22:33:49 GC EI+ Voltage SIR Autospec-Ultima
Sample#2 File Text: Text:MP004D-CAL,,/02 Exp:MP-DB17MS-1_03
301.9626 S:2 F:2 SMO(1,3) BSUB(256,15,-3.0) PKD(3,2,1,0.10%,8924.0,5.00%,F,T)
A6.65E7
303.9597 S:2 F:2 SMO(1,3) BSUB(256,15,-3.0) PKD(3,2,1,0.10%,6792.0,5.00%,F,T)
A8.59E7
318.9792 S:2 F:2
15:00 15:12 15:24 15:36 15:48 16:00 16:12 16:24 16:36 16:48 17:00 17:12 17:24 17:36 17:48 18:00 Time

www.axysanalytical.com

Run #3 Filename MP51_119G S: 1 I: 1 Acquired: 26-JUN-15 22:00:09 Processed: 29-JUN-15 11:03:48
Run: mp51_119g-a Analyte: MP-DB17-C06 Cal: mp51_119g-8a Results: mp51_119g-a Version: V3.6 6-JAN-2000 17:51:42
Sample text: MP004E-CAL,,/02 Comments: 1,,1.0uL CS-5/Cal F1: 10.00 F2: 1.00

	Typ	Name	Amount	Resp	RA		RT	RF	RRF		Modified?
1	Unk	1-OH-Naphthalene	206.00	8.27e+08	1.19	n	8:08	-	1.0911	y	n
2	Unk	1-OH-Pyrene	206.00	8.51e+08	3.75	n	20:45	-	0.9981	y	n
3	Unk	3-OH-Chrysene	51.20	1.74e+08	2.39	n	23:03	-	0.7232	y	n
4	Unk	3-OH-Benz[a]anthracene	50.60	2.43e+08	2.47	n	23:14	-	1.0948	y	n
5	Unk	7,8-OH-Benzo[a]pyrene-C	50.70	*	*	n	NotF»	-	*	n	n
6	Unk	7,8-OH-Benzo[a]pyrene-T	50.80	*	*	n	NotF»	-	*	n	n
7	Unk	7,8-OH-Benzo[a]pyrene-3	101.40	*	*	n	NotF»	-	*	n	n
8	Unk	9-OH-Benzo[a]pyrene	51.30	1.26e+08	7.85	n	26:33	-	0.5230	y	n
9	Unk	3-OH-Benzo[a]pyrene	52.30	1.30e+08	6.07	n	26:49	-	0.7392	y	n
10	Unk	7,8-OH-Benzo[a]pyrene-4	101.40	*	*	n	NotF»	-	*	n	n
11	IS	13C6-1-OH-Naphthalene	250.00	9.20e+08	1.13	n	8:07	-	1.2680	y	n
12	IS	13C6-1-OH-Pyrene	250.00	1.03e+09	3.87	n	20:45	-	1.4259	y	n
13	IS	13C6-1-OH-BAA	252.00	1.11e+09	2.80	n	22:29	-	1.5121	y	n
14	IS	13C6-3-OH-Chrysene	252.50	1.18e+09	2.31	n	23:03	-	1.6157	y	n
15	IS	D11-3-OH-Benzo[a]pyrene	248.80	8.36e+08	7.01	n	26:44	-	1.1582	y	n
16	IS	13C-CL4-OH-PCB-79	50.00	3.00e+07	0.78	y	20:04	-	0.2070	y	n
17	IS	13C-CL4-PCB-79	0.00	*	*	n	NotF»	-	Div0	n	n
18	RS	13C-CL4-PCB-81	50.00	1.45e+08	0.78	y	16:26	2.90e+06	-	n	n
19	Tot	Fn1 Lock	0.00	-			-	-	-	n	n
20	Tot	Fn2 Lock	0.00	-			-	-	-	n	n
21	Tot	Fn3 Lock	0.00	-			-	-	-	n	n
22	Tot	Fn4 Lock	0.00	-			-	-	-	n	n
23	Tot	Fn4 Lock	0.00	-			-	-	-	n	n
24	Tot	Fn5 Lock	0.00	-			-	-	-	n	n
25	Tot	Fn6 Lock	0.00	-			-	-	-	n	n

PV AS 23-JUL-2015

SV by MN
26-July-2015

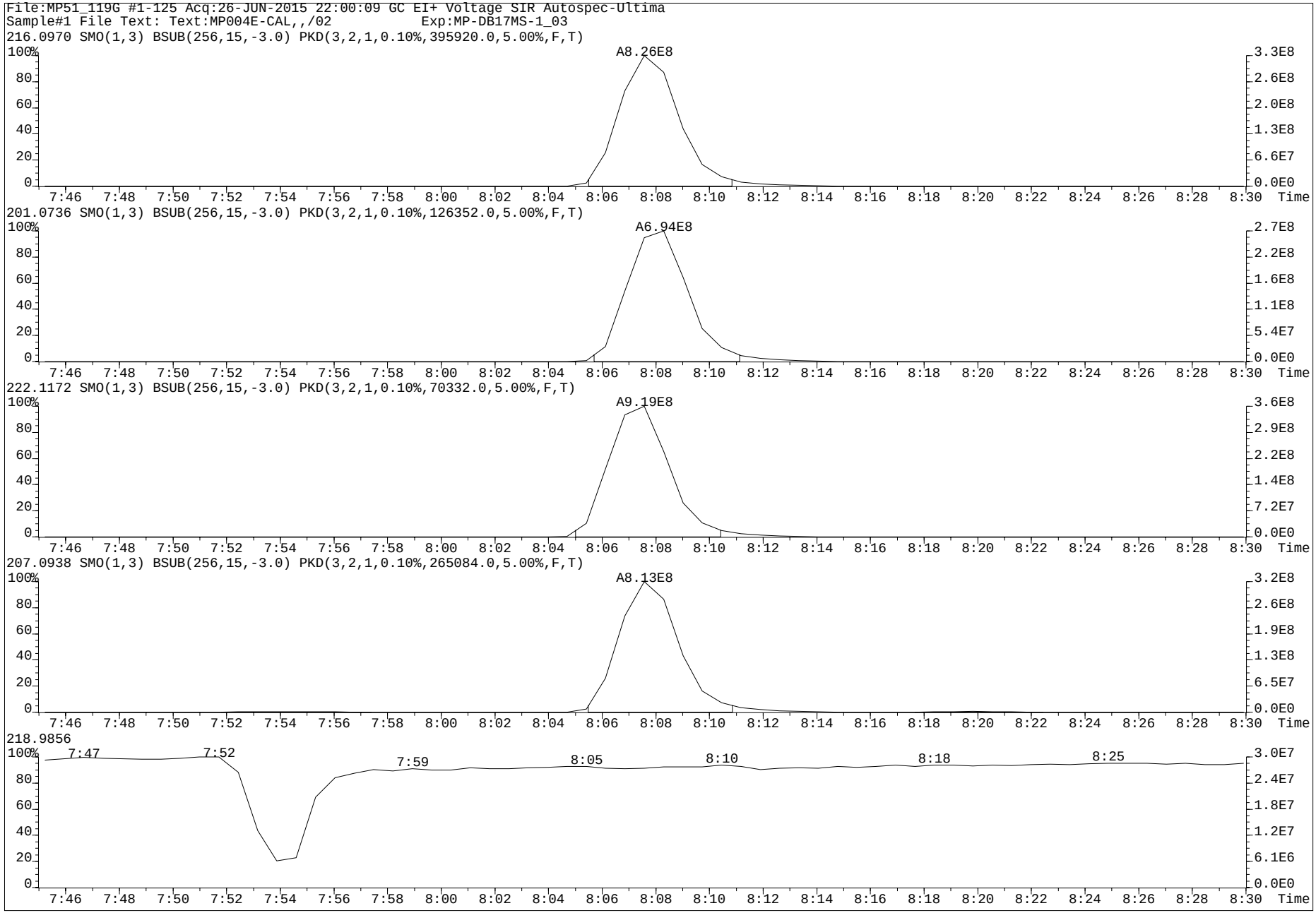
File:MP51_119G #1-125 Acq:26-JUN-2015 22:00:09 GC EI+ Voltage SIR Autospec-Ultima
Sample#1 File Text: Text:MP004E-CAL,,/02 Exp:MP-DB17MS-1_03
216.0970 SMO(1,3) BSUB(256,15,-3.0) PKD(3,2,1,0.10%,395920.0,5.00%,F,T)
A8.26E8
201.0736 SMO(1,3) BSUB(256,15,-3.0) PKD(3,2,1,0.10%,126352.0,5.00%,F,T)
A6.94E8
222.1172 SMO(1,3) BSUB(256,15,-3.0) PKD(3,2,1,0.10%,70332.0,5.00%,F,T)
A9.19E8
207.0938 SMO(1,3) BSUB(256,15,-3.0) PKD(3,2,1,0.10%,265084.0,5.00%,F,T)
A8.13E8
218.9856
7:47
7:52
7:59
8:05
8:10
8:18
8:25
Time

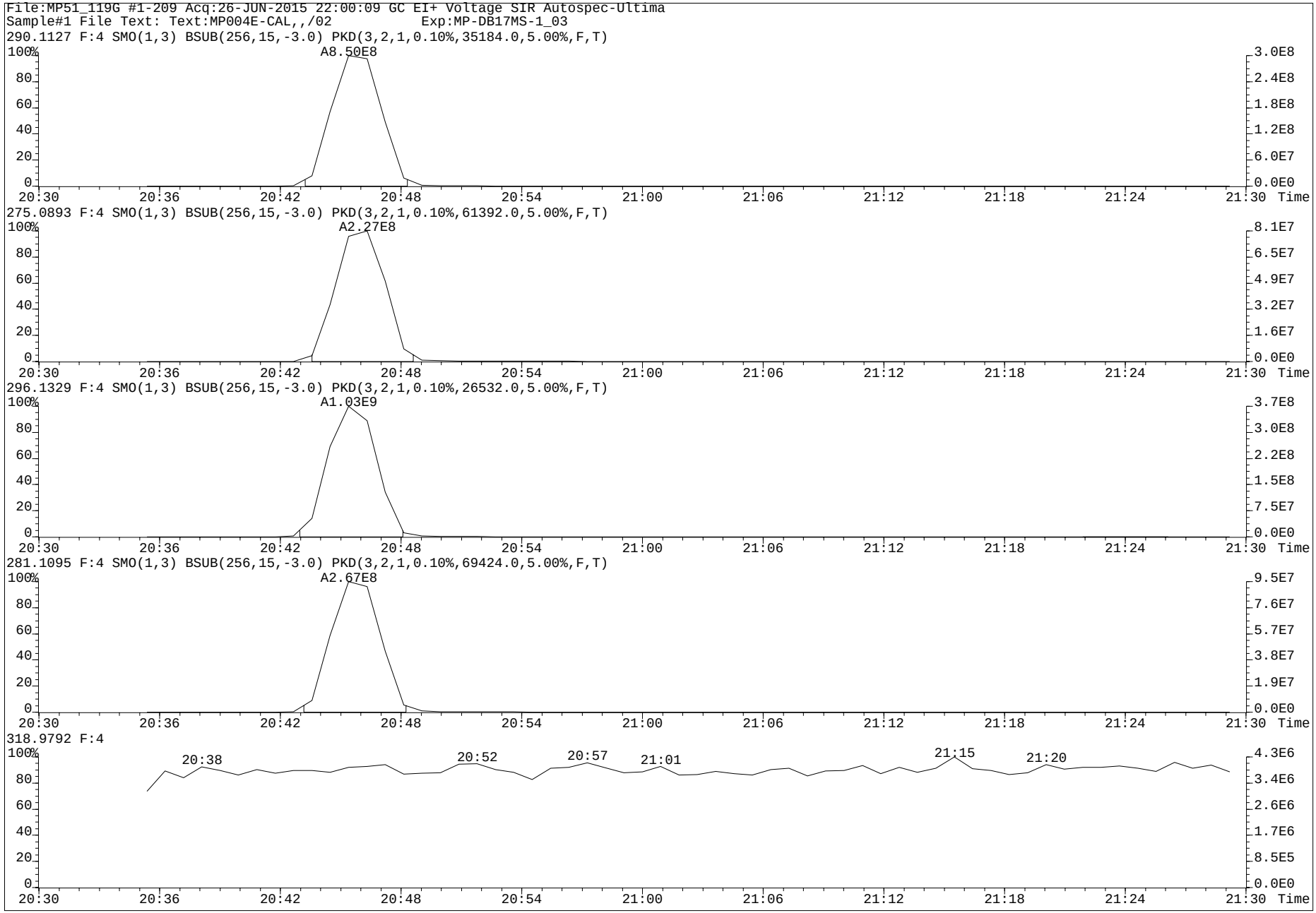
File:MP51_119G #1-209 Acq:26-JUN-2015 22:00:09 GC EI+ Voltage SIR Autospec-Ultima
Sample#1 File Text: Text:MP004E-CAL,,/02 Exp:MP-DB17MS-1_03
290.1127 F:4 SMO(1,3) BSUB(256,15,-3.0) PKD(3,2,1,0.10%,35184.0,5.00%,F,T)
A8.50E8
275.0893 F:4 SMO(1,3) BSUB(256,15,-3.0) PKD(3,2,1,0.10%,61392.0,5.00%,F,T)
A2.27E8
296.1329 F:4 SMO(1,3) BSUB(256,15,-3.0) PKD(3,2,1,0.10%,26532.0,5.00%,F,T)
A1.03E9
281.1095 F:4 SMO(1,3) BSUB(256,15,-3.0) PKD(3,2,1,0.10%,69424.0,5.00%,F,T)
A2.67E8
318.9792 F:4
20:38
20:52
20:57
21:01
21:15
21:20
20:30 20:36 20:42 20:48 20:54 21:00 21:06 21:12 21:18 21:24 21:30 Time

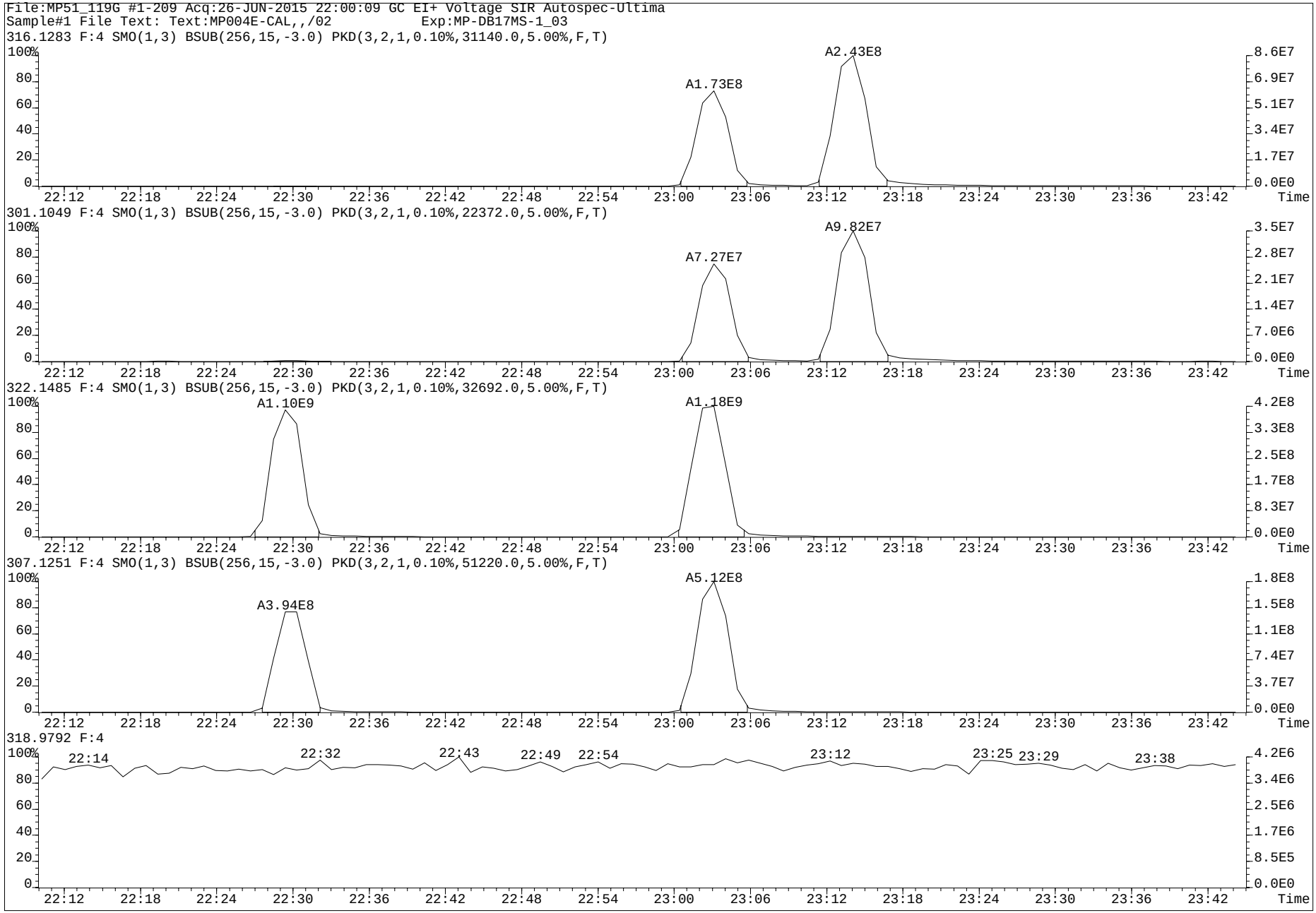
File:MP51_119G #1-209 Acq:26-JUN-2015 22:00:09 GC EI+ Voltage SIR Autospec-Ultima
Sample#1 File Text: Text:MP004E-CAL,,/02 Exp:MP-DB17MS-1_03
316.1283 F:4 SMO(1,3) BSUB(256,15,-3.0) PKD(3,2,1,0.10%,31140.0,5.00%,F,T)
A1.73E8
A2.43E8
301.1049 F:4 SMO(1,3) BSUB(256,15,-3.0) PKD(3,2,1,0.10%,22372.0,5.00%,F,T)
A7.27E7
A9.82E7
322.1485 F:4 SMO(1,3) BSUB(256,15,-3.0) PKD(3,2,1,0.10%,32692.0,5.00%,F,T)
A1.10E9
A1.18E9
307.1251 F:4 SMO(1,3) BSUB(256,15,-3.0) PKD(3,2,1,0.10%,51220.0,5.00%,F,T)
A3.94E8
A5.12E8
318.9792 F:4
22:14
22:32
22:43
22:49
22:54
23:12
23:25
23:29
23:38
Time

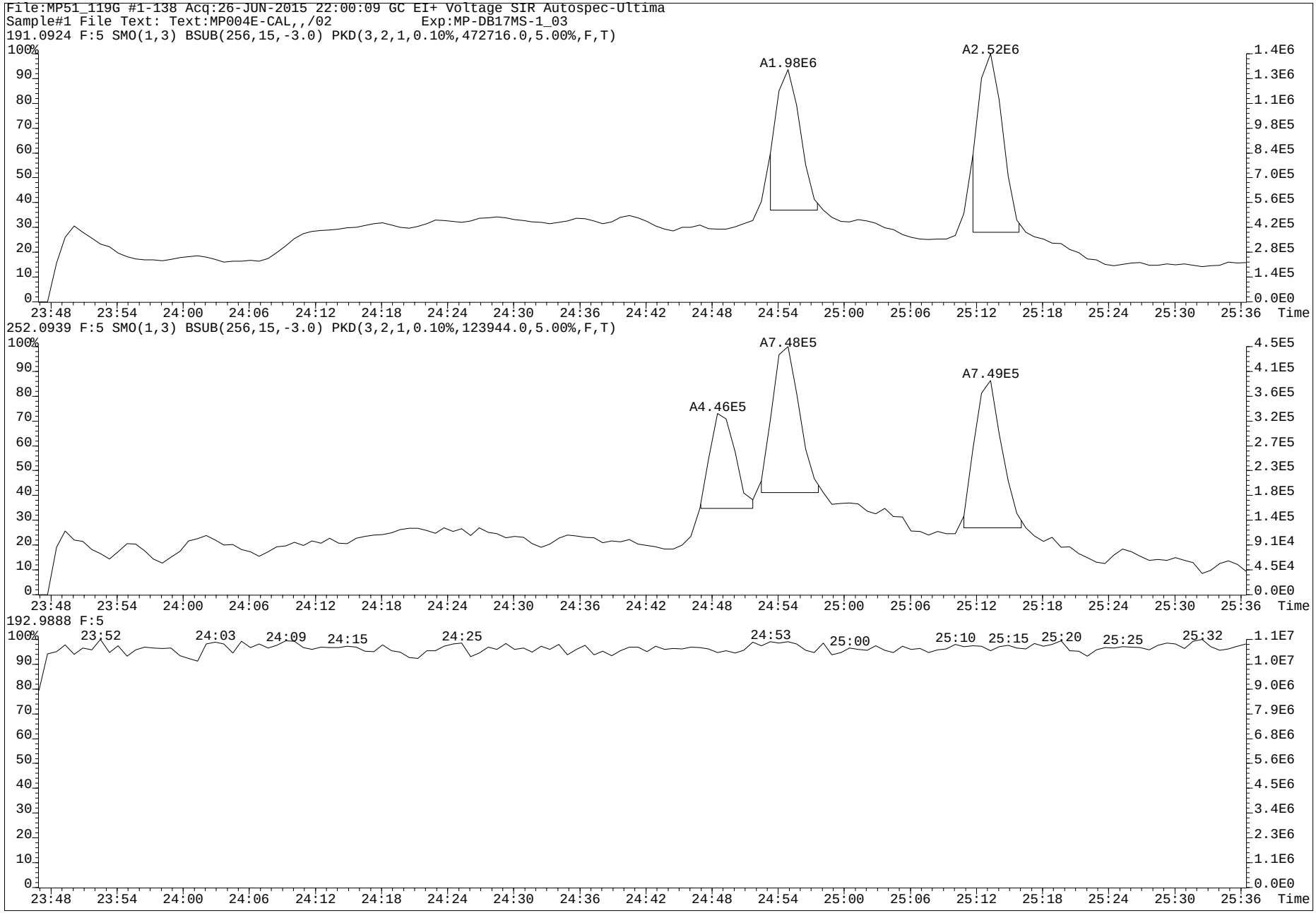
File:MP51_119G #1-138 Acq:26-JUN-2015 22:00:09 GC EI+ Voltage SIR Autospec-Ultima
Sample#1 File Text: Text:MP004E-CAL,,/02 Exp:MP-DB17MS-1_03
191.0924 F:5 SMO(1,3) BSUB(256,15,-3.0) PKD(3,2,1,0.10%,472716.0,5.00%,F,T)
A1.98E6
A2.52E6
252.0939 F:5 SMO(1,3) BSUB(256,15,-3.0) PKD(3,2,1,0.10%,123944.0,5.00%,F,T)
A4.46E5
A7.48E5
A7.49E5
192.9888 F:5
23:52
24:03
24:09
24:15
24:25
24:53
25:00
25:10
25:15
25:20
25:25
25:32
Time

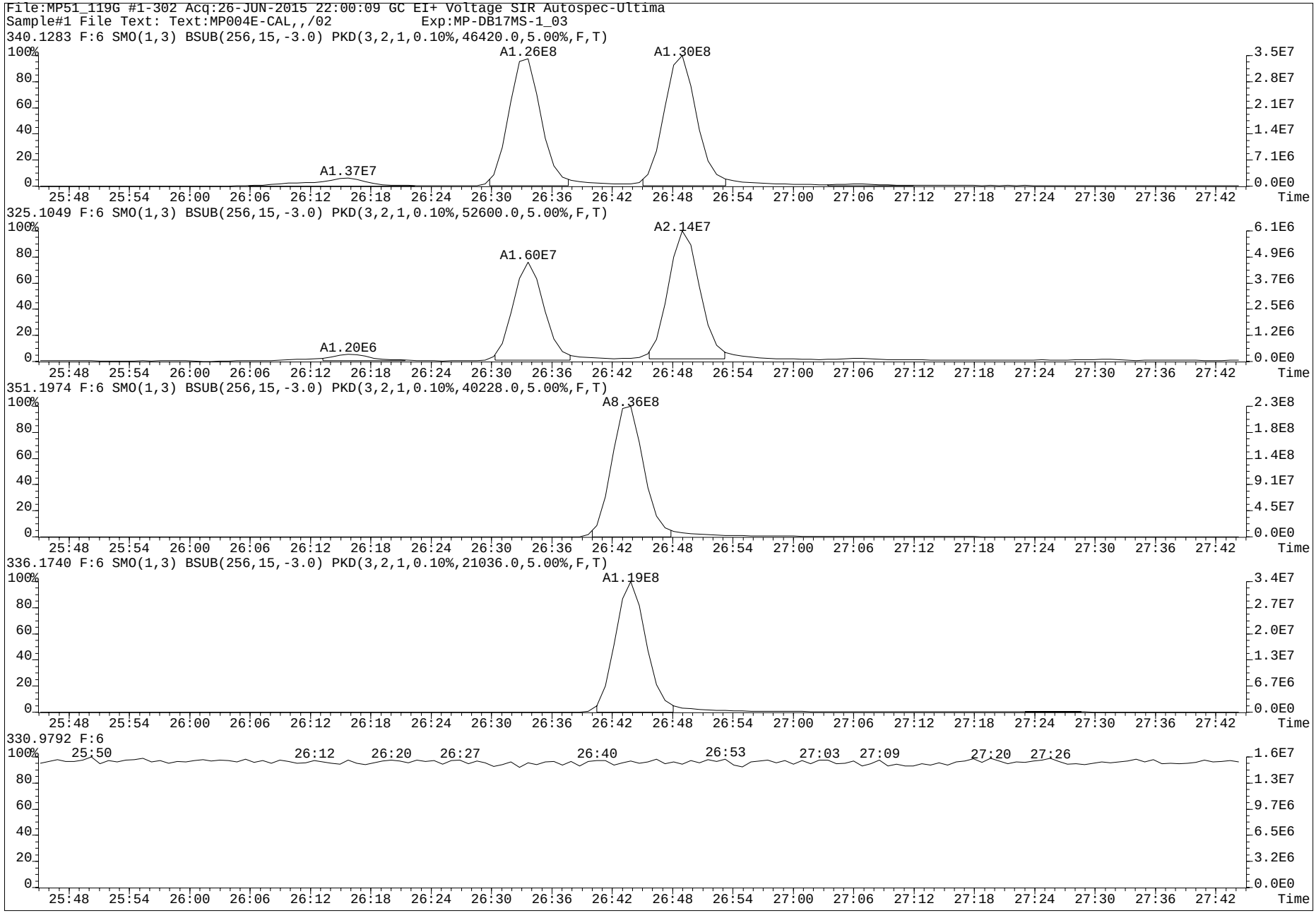
File:MP51_119G #1-302 Acq:26-JUN-2015 22:00:09 GC EI+ Voltage SIR Autospec-Ultima
Sample#1 File Text: Text:MP004E-CAL,,/02 Exp:MP-DB17MS-1_03
340.1283 F:6 SMO(1,3) BSUB(256,15,-3.0) PKD(3,2,1,0.10%,46420.0,5.00%,F,T)
A1.26E8
A1.30E8
A1.37E7
325.1049 F:6 SMO(1,3) BSUB(256,15,-3.0) PKD(3,2,1,0.10%,52600.0,5.00%,F,T)
A2.14E7
A1.60E7
A1.20E6
351.1974 F:6 SMO(1,3) BSUB(256,15,-3.0) PKD(3,2,1,0.10%,40228.0,5.00%,F,T)
A8.36E8
336.1740 F:6 SMO(1,3) BSUB(256,15,-3.0) PKD(3,2,1,0.10%,21036.0,5.00%,F,T)
A1.19E8
330.9792 F:6
25:50
26:12
26:20
26:27
26:40
26:53
27:03
27:09
27:20
27:26
Time

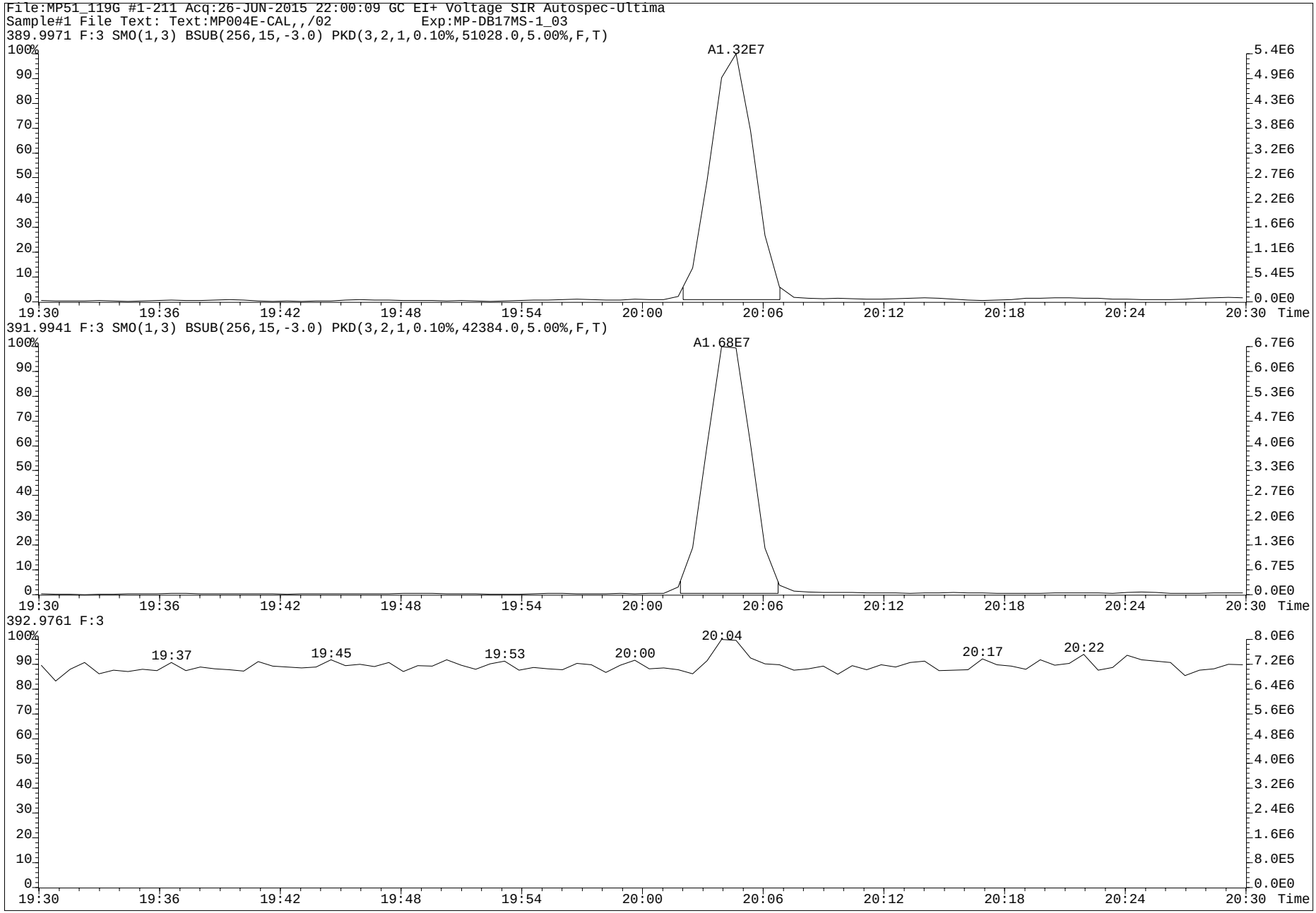
File:MP51_119G #1-211 Acq:26-JUN-2015 22:00:09 GC EI+ Voltage SIR Autospec-Ultima
Sample#1 File Text: Text:MP004E-CAL,,/02 Exp:MP-DB17MS-1_03
389.9971 F:3 SMO(1,3) BSUB(256,15,-3.0) PKD(3,2,1,0.10%,51028.0,5.00%,F,T)
A1.32E7
391.9941 F:3 SMO(1,3) BSUB(256,15,-3.0) PKD(3,2,1,0.10%,42384.0,5.00%,F,T)
A1.68E7
392.9761 F:3
19:37
19:45
19:53
20:00
20:04
20:17
20:22
Time

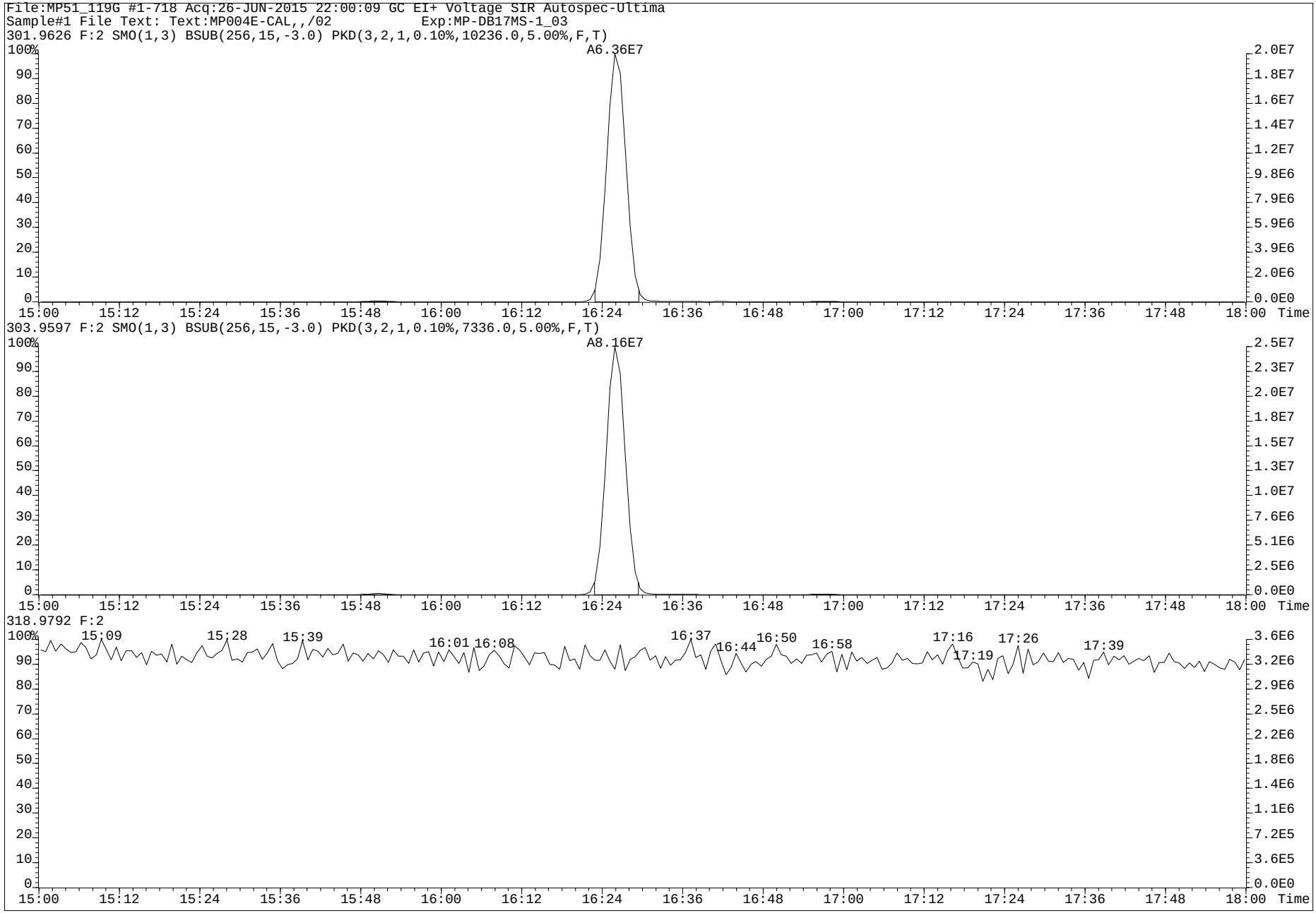
File:MP51_119G #1-718 Acq:26-JUN-2015 22:00:09 GC EI+ Voltage SIR Autospec-Ultima
Sample#1 File Text: Text:MP004E-CAL,,/02 Exp:MP-DB17MS-1_03
301.9626 F:2 SMO(1,3) BSUB(256,15,-3.0) PKD(3,2,1,0.10%,10236.0,5.00%,F,T)
A6.36E7
303.9597 F:2 SMO(1,3) BSUB(256,15,-3.0) PKD(3,2,1,0.10%,7336.0,5.00%,F,T)
A8.16E7
318.9792 F:2
15:09
15:28
15:39
16:01
16:08
16:37
16:44
16:50
16:58
17:16
17:19
17:26
17:39
Time

www.axysanalytical.com

Run #4 Filename MP51_119G S: 8 I: 1 Acquired: 27-JUN-15 01:56:00 Processed: 29-JUN-15 11:03:49
Run: mp51_119g-a Analyte: MP-DB17-C06 Cal: mp51_119g-8a Results: mp51_119g-a Version: V3.6 6-JAN-2000 17:51:42
Sample text: MP004F-CAL,,/02 Comments: 1,,1.0uL CS-6 F1: 50.00 F2: 1.00

	Typ	Name	Amount	Resp	RA		RT	RF	RRF		Modified?
1	Unk	1-OH-Naphthalene	206.00	9.47e+08	1.06	n	8:07	-	1.1233	y	n
2	Unk	1-OH-Pyrene	206.00	9.18e+08	3.25	n	20:45	-	1.0299	y	n
3	Unk	3-OH-Chrysene	256.00	8.14e+08	2.15	n	23:02	-	0.7346	y	n
4	Unk	3-OH-Benz[a]anthracene	253.00	1.13e+09	2.18	n	23:13	-	1.1185	y	n
5	Unk	7,8-OH-Benzo[a]pyrene-C	253.50	*	*	n	NotF»	-	*	n	n
6	Unk	7,8-OH-Benzo[a]pyrene-T	254.00	*	*	n	NotF»	-	*	n	n
7	Unk	7,8-OH-Benzo[a]pyrene-3	507.00	*	*	n	NotF»	-	*	n	n
8	Unk	9-OH-Benzo[a]pyrene	256.50	5.43e+08	6.70	n	26:32	-	0.4892	y	n
9	Unk	3-OH-Benzo[a]pyrene	261.50	5.53e+08	4.96	n	26:48	-	0.8305	y	n
10	Unk	7,8-OH-Benzo[a]pyrene-4	507.00	*	*	n	NotF»	-	*	n	n
11	IS	13C6-1-OH-Naphthalene	250.00	1.02e+09	1.02	n	8:07	-	1.2001	y	n
12	IS	13C6-1-OH-Pyrene	250.00	1.08e+09	3.24	n	20:45	-	1.2682	y	n
13	IS	13C6-1-OH-BAA	252.00	1.00e+09	2.58	n	22:29	-	1.1680	y	n
14	IS	13C6-3-OH-Chrysene	252.50	1.09e+09	2.13	n	23:02	-	1.2681	y	n
15	IS	D11-3-OH-Benzo[a]pyrene	248.80	6.34e+08	5.93	n	26:42	-	0.7466	y	n
16	IS	13C-CL4-OH-PCB-79	50.00	3.47e+07	0.79	y	20:03	-	0.2037	y	n
17	IS	13C-CL4-PCB-79	0.00	*	*	n	NotF»	-	Div0	n	n
18	RS	13C-CL4-PCB-81	50.00	1.71e+08	0.78	y	16:25	3.41e+06	-	n	n
19	Tot	Fn1 Lock	0.00	-			-	-	-	n	n
20	Tot	Fn2 Lock	0.00	-			-	-	-	n	n
21	Tot	Fn3 Lock	0.00	-			-	-	-	n	n
22	Tot	Fn4 Lock	0.00	-			-	-	-	n	n
23	Tot	Fn4 Lock	0.00	-			-	-	-	n	n
24	Tot	Fn5 Lock	0.00	-			-	-	-	n	n
25	Tot	Fn6 Lock	0.00	-			-	-	-	n	n

PV AS 23-JUL-2015

SV hy mw
28-July-2015

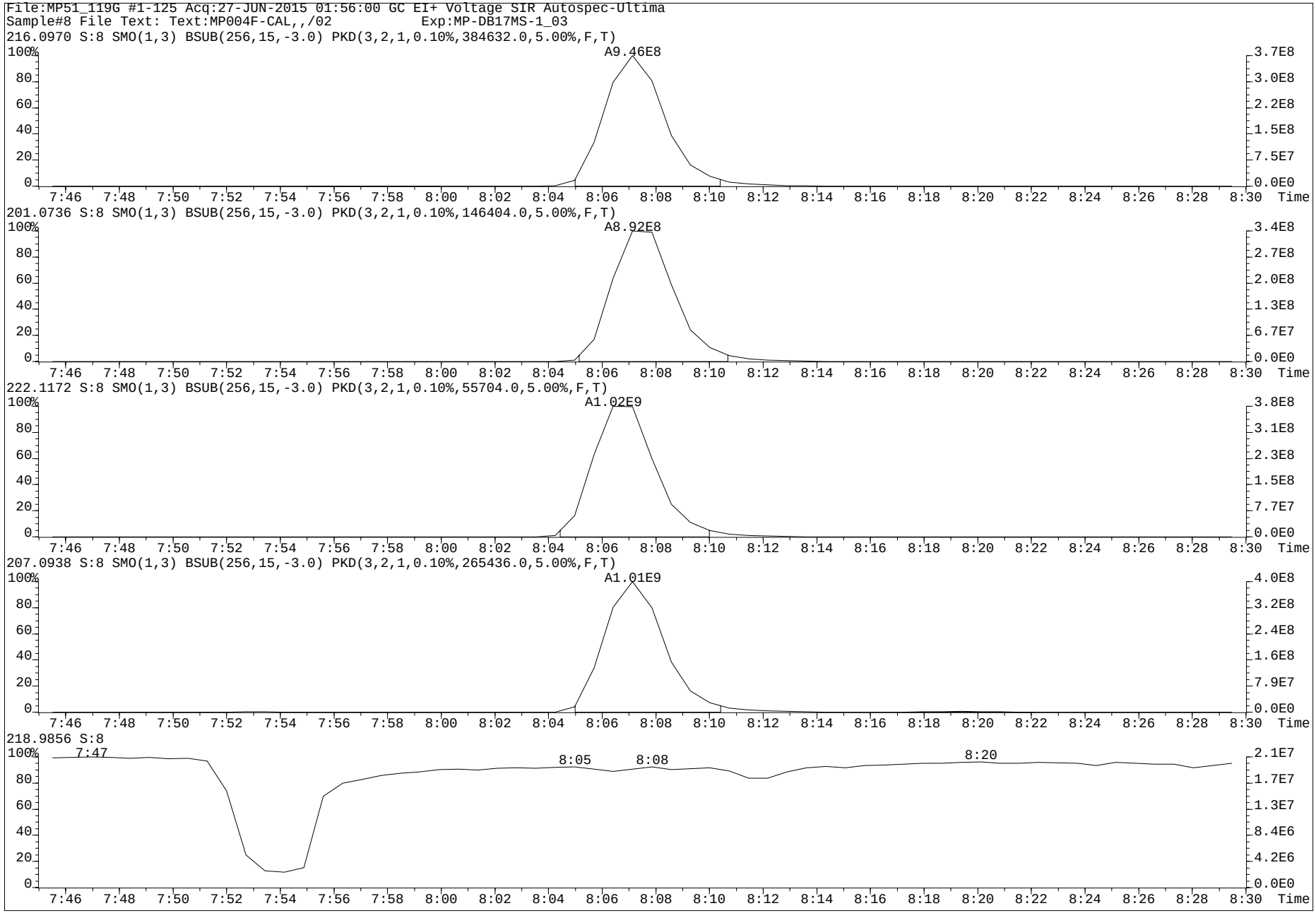
File:MP51_119G #1-125 Acq:27-JUN-2015 01:56:00 GC EI+ Voltage SIR Autospec-Ultima
Sample#8 File Text: Text:MP004F-CAL,,/02 Exp:MP-DB17MS-1_03
216.0970 S:8 SMO(1,3) BSUB(256,15,-3.0) PKD(3,2,1,0.10%,384632.0,5.00%,F,T)
A9.46E8
201.0736 S:8 SMO(1,3) BSUB(256,15,-3.0) PKD(3,2,1,0.10%,146404.0,5.00%,F,T)
A8.92E8
222.1172 S:8 SMO(1,3) BSUB(256,15,-3.0) PKD(3,2,1,0.10%,55704.0,5.00%,F,T)
A1.02E9
207.0938 S:8 SMO(1,3) BSUB(256,15,-3.0) PKD(3,2,1,0.10%,265436.0,5.00%,F,T)
A1.01E9
218.9856 S:8
7:47
8:05
8:08
8:20
Time

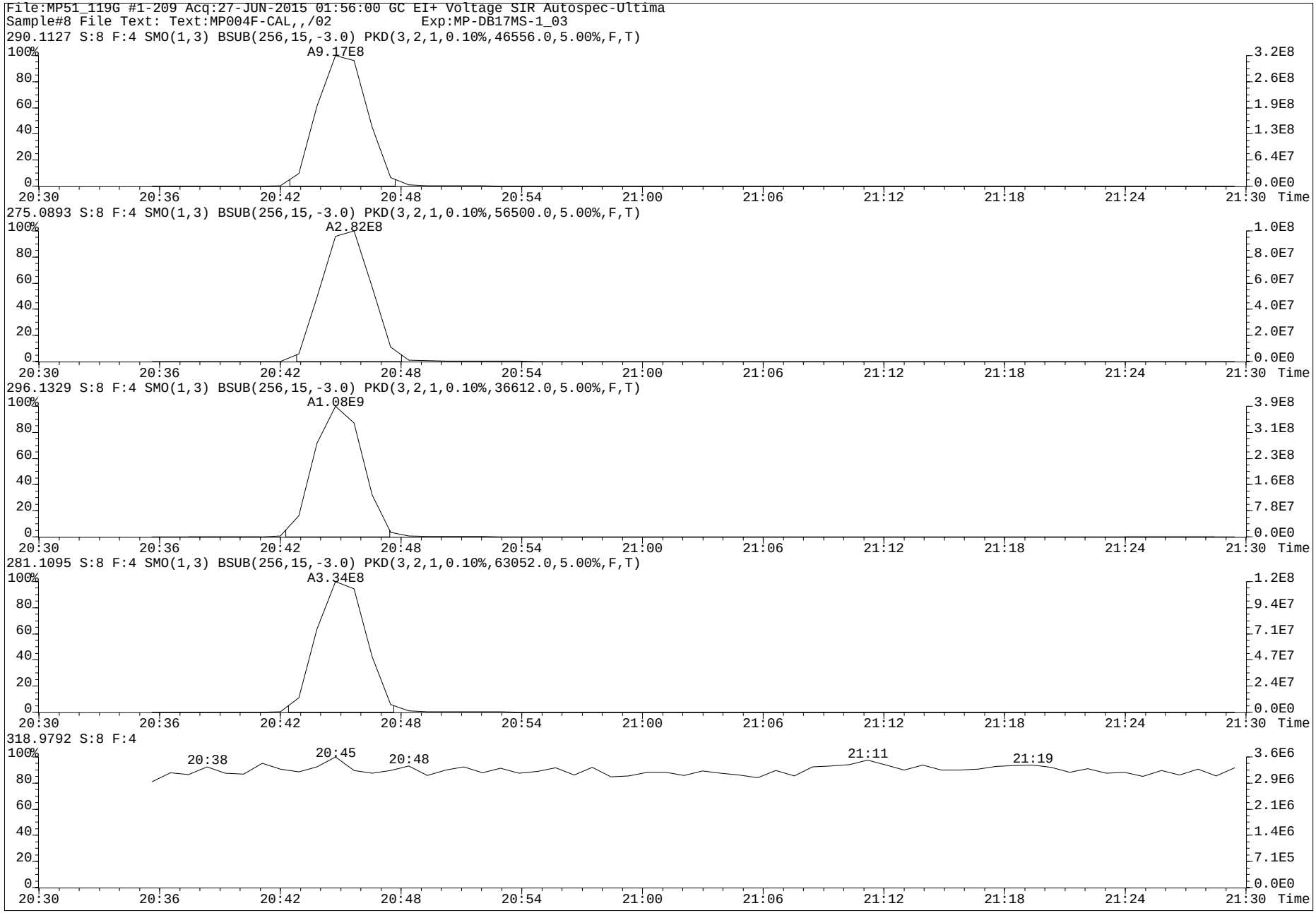
File:MP51_119G #1-209 Acq:27-JUN-2015 01:56:00 GC EI+ Voltage SIR Autospec-Ultima
Sample#8 File Text: Text:MP004F-CAL,,/02 Exp:MP-DB17MS-1_03
290.1127 S:8 F:4 SMO(1,3) BSUB(256,15,-3.0) PKD(3,2,1,0.10%,46556.0,5.00%,F,T)
A9.17E8
275.0893 S:8 F:4 SMO(1,3) BSUB(256,15,-3.0) PKD(3,2,1,0.10%,56500.0,5.00%,F,T)
A2.82E8
296.1329 S:8 F:4 SMO(1,3) BSUB(256,15,-3.0) PKD(3,2,1,0.10%,36612.0,5.00%,F,T)
A1.08E9
281.1095 S:8 F:4 SMO(1,3) BSUB(256,15,-3.0) PKD(3,2,1,0.10%,63052.0,5.00%,F,T)
A3.34E8
318.9792 S:8 F:4
20:38
20:45
20:48
21:11
21:19
Time

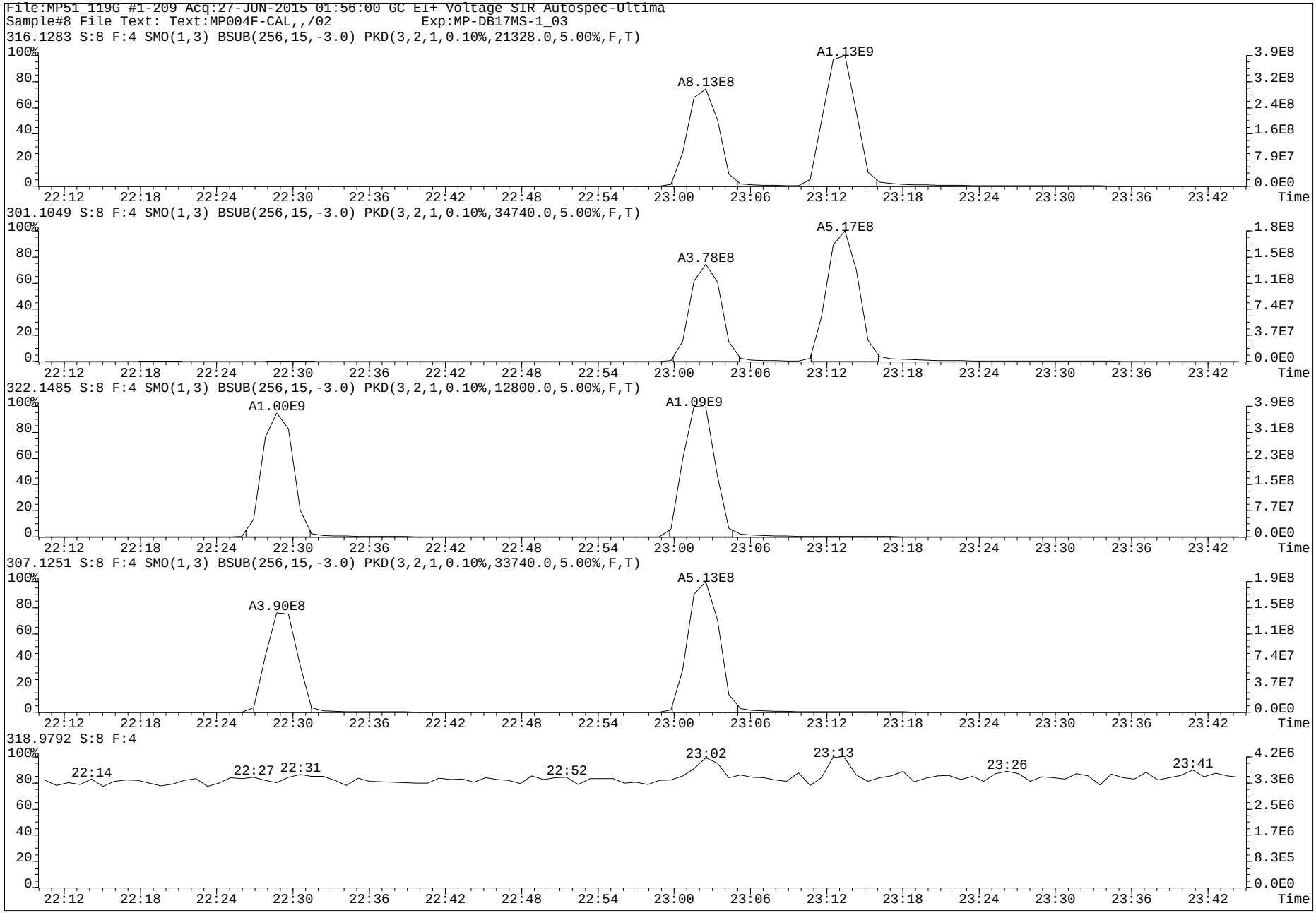
File:MP51_119G #1-209 Acq:27-JUN-2015 01:56:00 GC EI+ Voltage SIR Autospec-Ultima
Sample#8 File Text: Text:MP004F-CAL,,/02 Exp:MP-DB17MS-1_03
316.1283 S:8 F:4 SMO(1,3) BSUB(256,15,-3.0) PKD(3,2,1,0.10%,21328.0,5.00%,F,T)
A8.13E8
A1.13E9
301.1049 S:8 F:4 SMO(1,3) BSUB(256,15,-3.0) PKD(3,2,1,0.10%,34740.0,5.00%,F,T)
A3.78E8
A5.17E8
322.1485 S:8 F:4 SMO(1,3) BSUB(256,15,-3.0) PKD(3,2,1,0.10%,12800.0,5.00%,F,T)
A1.00E9
A1.09E9
307.1251 S:8 F:4 SMO(1,3) BSUB(256,15,-3.0) PKD(3,2,1,0.10%,33740.0,5.00%,F,T)
A3.90E8
A5.13E8
318.9792 S:8 F:4
22:14
22:27
22:31
22:52
23:02
23:13
23:26
23:41
Time

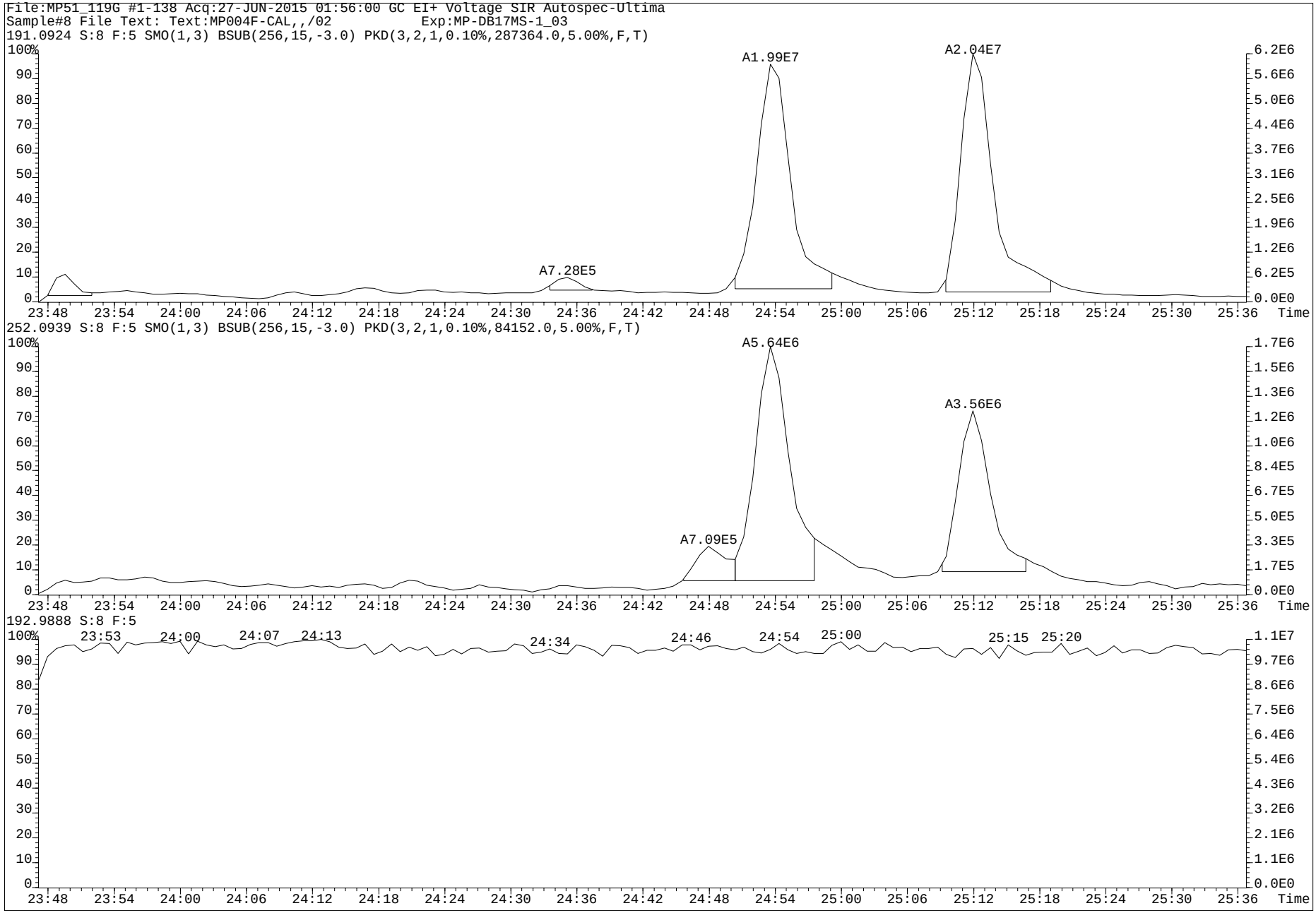
File:MP51_119G #1-138 Acq:27-JUN-2015 01:56:00 GC EI+ Voltage SIR Autospec-Ultima
Sample#8 File Text: Text:MP004F-CAL,,/02 Exp:MP-DB17MS-1_03
191.0924 S:8 F:5 SMO(1,3) BSUB(256,15,-3.0) PKD(3,2,1,0.10%,287364.0,5.00%,F,T)
A1.99E7
A2.04E7
A7.28E5
252.0939 S:8 F:5 SMO(1,3) BSUB(256,15,-3.0) PKD(3,2,1,0.10%,84152.0,5.00%,F,T)
A5.64E6
A3.56E6
A7.09E5
192.9888 S:8 F:5
Time

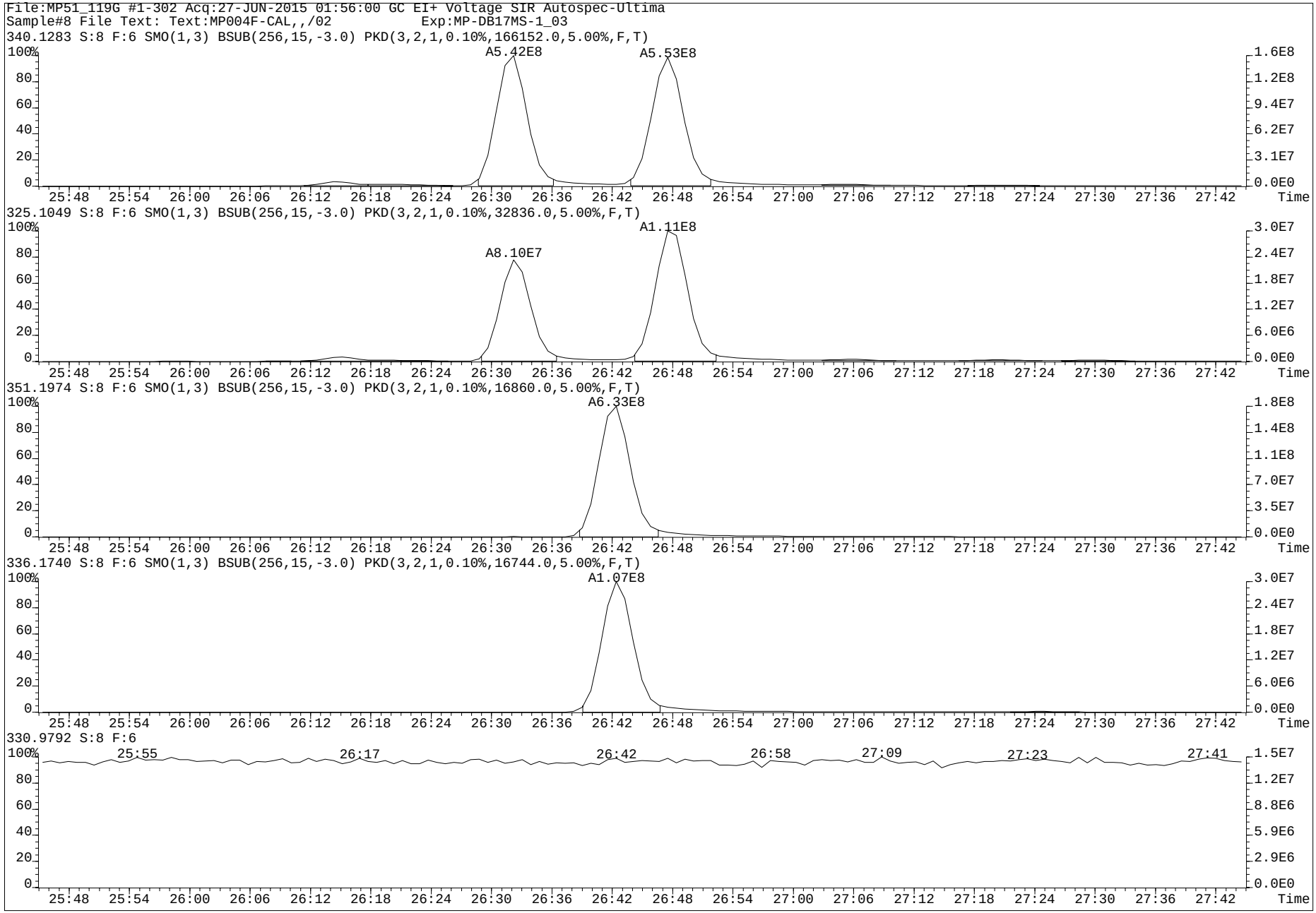
File:MP51_119G #1-302 Acq:27-JUN-2015 01:56:00 GC EI+ Voltage SIR Autospec-Ultima
Sample#8 File Text: Text:MP004F-CAL,,/02 Exp:MP-DB17MS-1_03
340.1283 S:8 F:6 SMO(1,3) BSUB(256,15,-3.0) PKD(3,2,1,0.10%,166152.0,5.00%,F,T)
A5.42E8
A5.53E8
325.1049 S:8 F:6 SMO(1,3) BSUB(256,15,-3.0) PKD(3,2,1,0.10%,32836.0,5.00%,F,T)
A1.11E8
A8.10E7
351.1974 S:8 F:6 SMO(1,3) BSUB(256,15,-3.0) PKD(3,2,1,0.10%,16860.0,5.00%,F,T)
A6.33E8
336.1740 S:8 F:6 SMO(1,3) BSUB(256,15,-3.0) PKD(3,2,1,0.10%,16744.0,5.00%,F,T)
A1.07E8
330.9792 S:8 F:6
25:55
26:17
26:42
26:58
27:09
27:23
27:41
Time

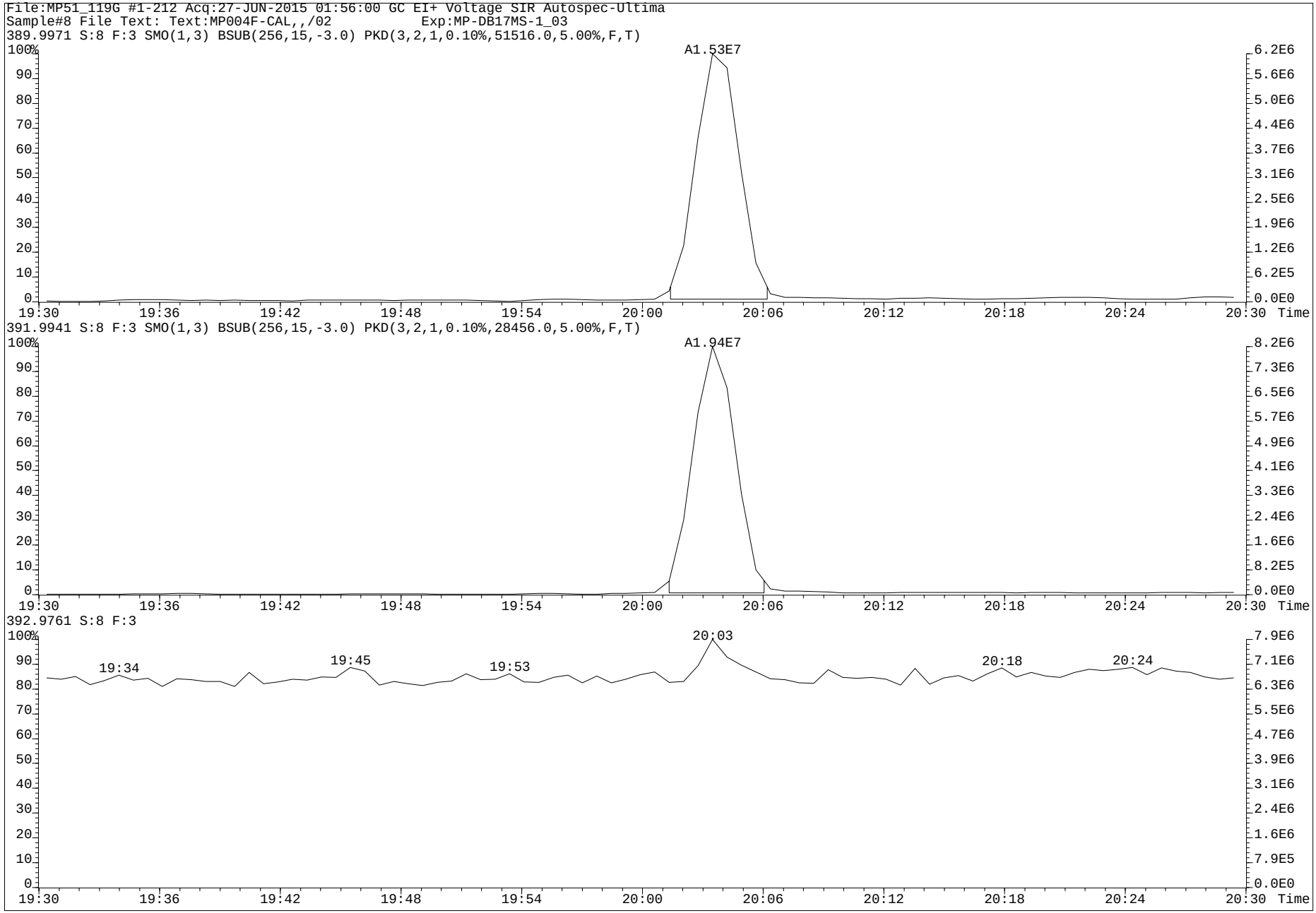
File:MP51_119G #1-212 Acq:27-JUN-2015 01:56:00 GC EI+ Voltage SIR Autospec-Ultima
Sample#8 File Text: Text:MP004F-CAL,,/02 Exp:MP-DB17MS-1_03
389.9971 S:8 F:3 SMO(1,3) BSUB(256,15,-3.0) PKD(3,2,1,0.10%,51516.0,5.00%,F,T)
A1.53E7
391.9941 S:8 F:3 SMO(1,3) BSUB(256,15,-3.0) PKD(3,2,1,0.10%,28456.0,5.00%,F,T)
A1.94E7
392.9761 S:8 F:3
19:34
19:45
19:53
20:03
20:18
20:24
Time

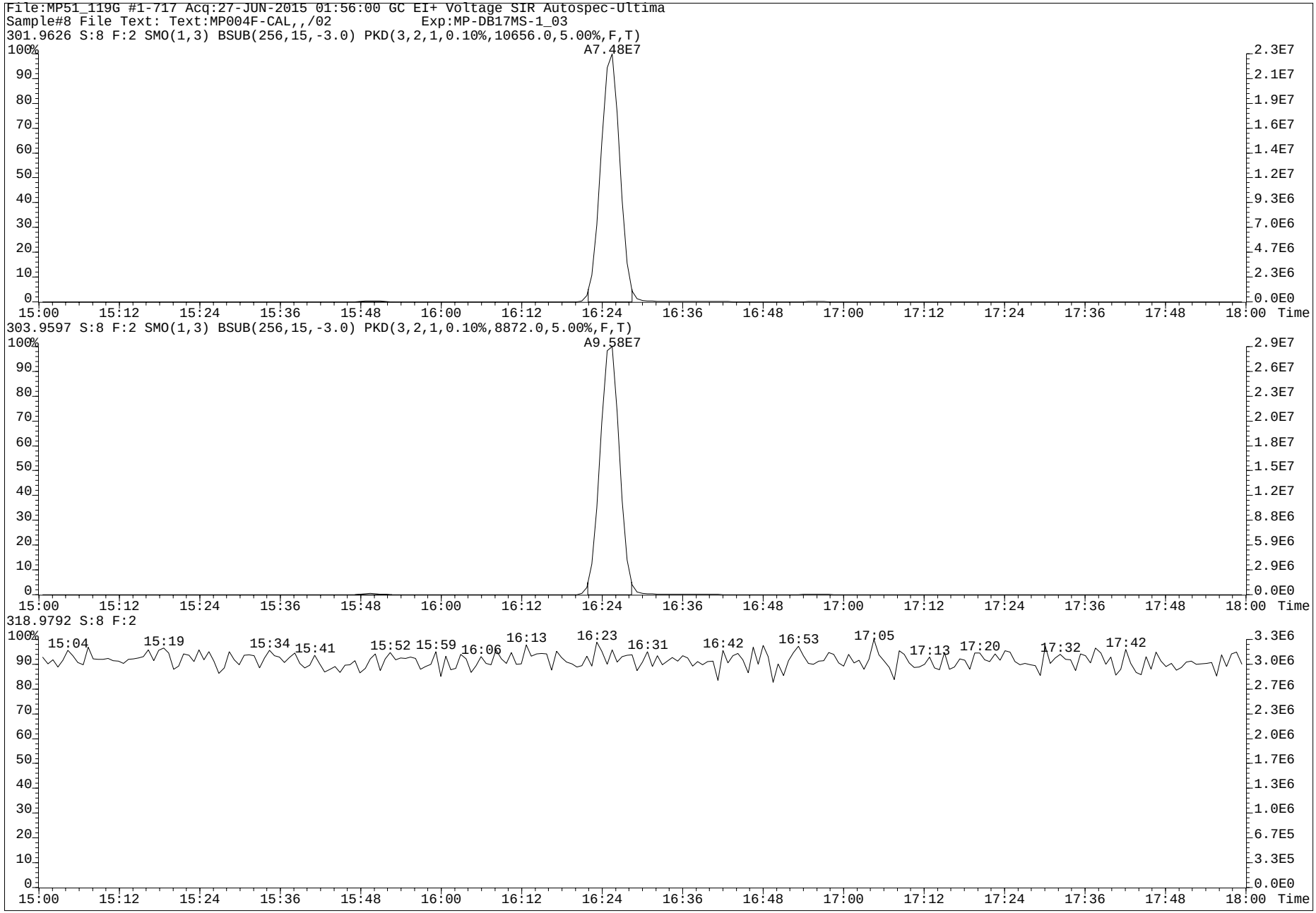
File:MP51_119G #1-717 Acq:27-JUN-2015 01:56:00 GC EI+ Voltage SIR Autospec-Ultima
Sample#8 File Text: Text:MP004F-CAL,,/02 Exp:MP-DB17MS-1_03
301.9626 S:8 F:2 SMO(1,3) BSUB(256,15,-3.0) PKD(3,2,1,0.10%,10656.0,5.00%,F,T)
A7.48E7
303.9597 S:8 F:2 SMO(1,3) BSUB(256,15,-3.0) PKD(3,2,1,0.10%,8872.0,5.00%,F,T)
A9.58E7
318.9792 S:8 F:2
15:04 15:19 15:34 15:41 15:52 15:59 16:06 16:13 16:23 16:31 16:42 16:53 17:05 17:13 17:20 17:32 17:42
Time

www.axysanalytical.com

Run #5 Filename MP51_119G S: 7 I: 1 Acquired: 27-JUN-15 01:22:15 Processed: 29-JUN-15 11:03:50
Run: mp51_119g-a Analyte: MP-DB17-C06 Cal: mp51_119g-8a Results: mp51_119g-a Version: V3.6 6-JAN-2000 17:51:42
Sample text: MP004G-CAL,,/02 Comments: 1,,1.0uL CS-7 F1: 100.00 F2: 1.00

	Typ	Name	Amount	Resp	RA		RT	RF	RRF		Modified?
1	Unk	1-OH-Naphthalene	206.00	9.37e+08	1.07	n	8:08	-	1.1106	y	n
2	Unk	1-OH-Pyrene	206.00	8.89e+08	3.22	n	20:45	-	1.0408	y	n
3	Unk	3-OH-Chrysene	512.00	1.67e+09	2.24	n	23:02	-	0.7339	y	n
4	Unk	3-OH-Benz[a]anthracene	506.00	2.15e+09	1.81	n	23:13	-	1.0412	y	n
5	Unk	7,8-OH-Benzo[a]pyrene-C	507.00	*	*	n	NotF»	-	*	n	n
6	Unk	7,8-OH-Benzo[a]pyrene-T	508.00	*	*	n	NotF»	-	*	n	n
7	Unk	7,8-OH-Benzo[a]pyrene-3	1014.00	*	*	n	NotF»	-	*	n	n
8	Unk	9-OH-Benzo[a]pyrene	513.00	1.40e+09	6.96	n	26:32	-	0.6130	y	n
9	Unk	3-OH-Benzo[a]pyrene	523.00	1.75e+09	5.26	n	26:47	-	1.1771	y	n
10	Unk	7,8-OH-Benzo[a]pyrene-4	1014.00	*	*	n	NotF»	-	*	n	n
11	IS	13C6-1-OH-Naphthalene	250.00	1.02e+09	1.02	n	8:07	-	1.2901	y	n
12	IS	13C6-1-OH-Pyrene	250.00	1.04e+09	3.21	n	20:45	-	1.3061	y	n
13	IS	13C6-1-OH-BAA	252.00	1.03e+09	2.58	n	22:29	-	1.2835	y	n
14	IS	13C6-3-OH-Chrysene	252.50	1.12e+09	2.22	n	23:02	-	1.4004	y	n
15	IS	D11-3-OH-Benzo[a]pyrene	248.80	7.08e+08	6.12	n	26:42	-	0.8954	y	n
16	IS	13C-CL4-OH-PCB-79	50.00	3.27e+07	0.79	y	20:04	-	0.2058	y	n
17	IS	13C-CL4-PCB-79	0.00	*	*	n	NotF»	-	Div0	n	n
18	RS	13C-CL4-PCB-81	50.00	1.59e+08	0.78	y	16:25	3.18e+06	-	n	n
19	Tot	Fn1 Lock	0.00	-			-	-	-	n	n
20	Tot	Fn2 Lock	0.00	-			-	-	-	n	n
21	Tot	Fn3 Lock	0.00	-			-	-	-	n	n
22	Tot	Fn4 Lock	0.00	-			-	-	-	n	n
23	Tot	Fn4 Lock	0.00	-			-	-	-	n	n
24	Tot	Fn5 Lock	0.00	-			-	-	-	n	n
25	Tot	Fn6 Lock	0.00	-			-	-	-	n	n

PV AS 23-JUL-2015

SV MW
26-July-2015

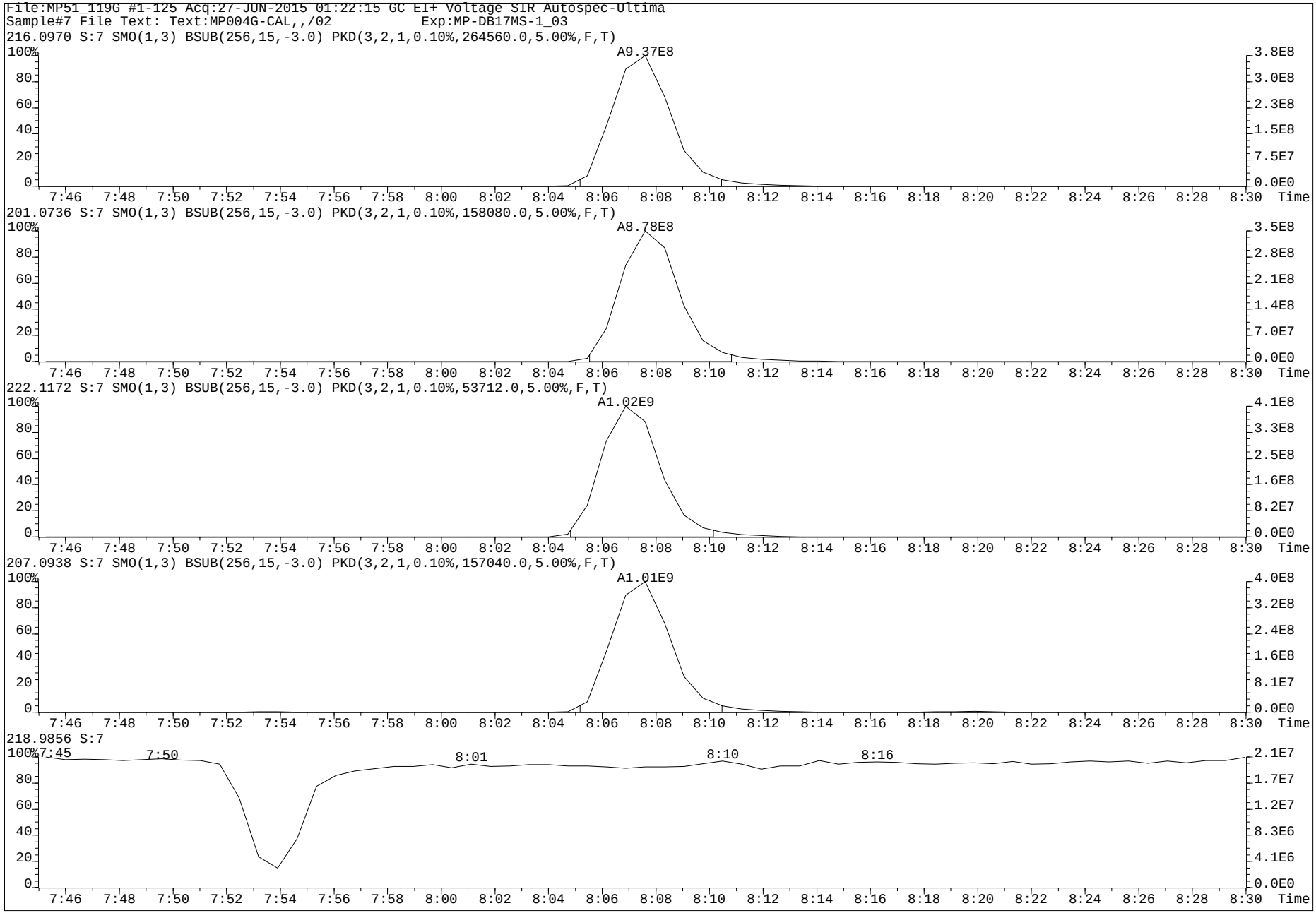
File:MP51_119G #1-125 Acq:27-JUN-2015 01:22:15 GC EI+ Voltage SIR Autospec-Ultima
Sample#7 File Text: Text:MP004G-CAL,,/02 Exp:MP-DB17MS-1_03
216.0970 S:7 SMO(1,3) BSUB(256,15,-3.0) PKD(3,2,1,0.10%,264560.0,5.00%,F,T)
A9.37E8
201.0736 S:7 SMO(1,3) BSUB(256,15,-3.0) PKD(3,2,1,0.10%,158080.0,5.00%,F,T)
A8.78E8
222.1172 S:7 SMO(1,3) BSUB(256,15,-3.0) PKD(3,2,1,0.10%,53712.0,5.00%,F,T)
A1.02E9
207.0938 S:7 SMO(1,3) BSUB(256,15,-3.0) PKD(3,2,1,0.10%,157040.0,5.00%,F,T)
A1.01E9
218.9856 S:7
7:45
7:50
8:01
8:10
8:16
Time

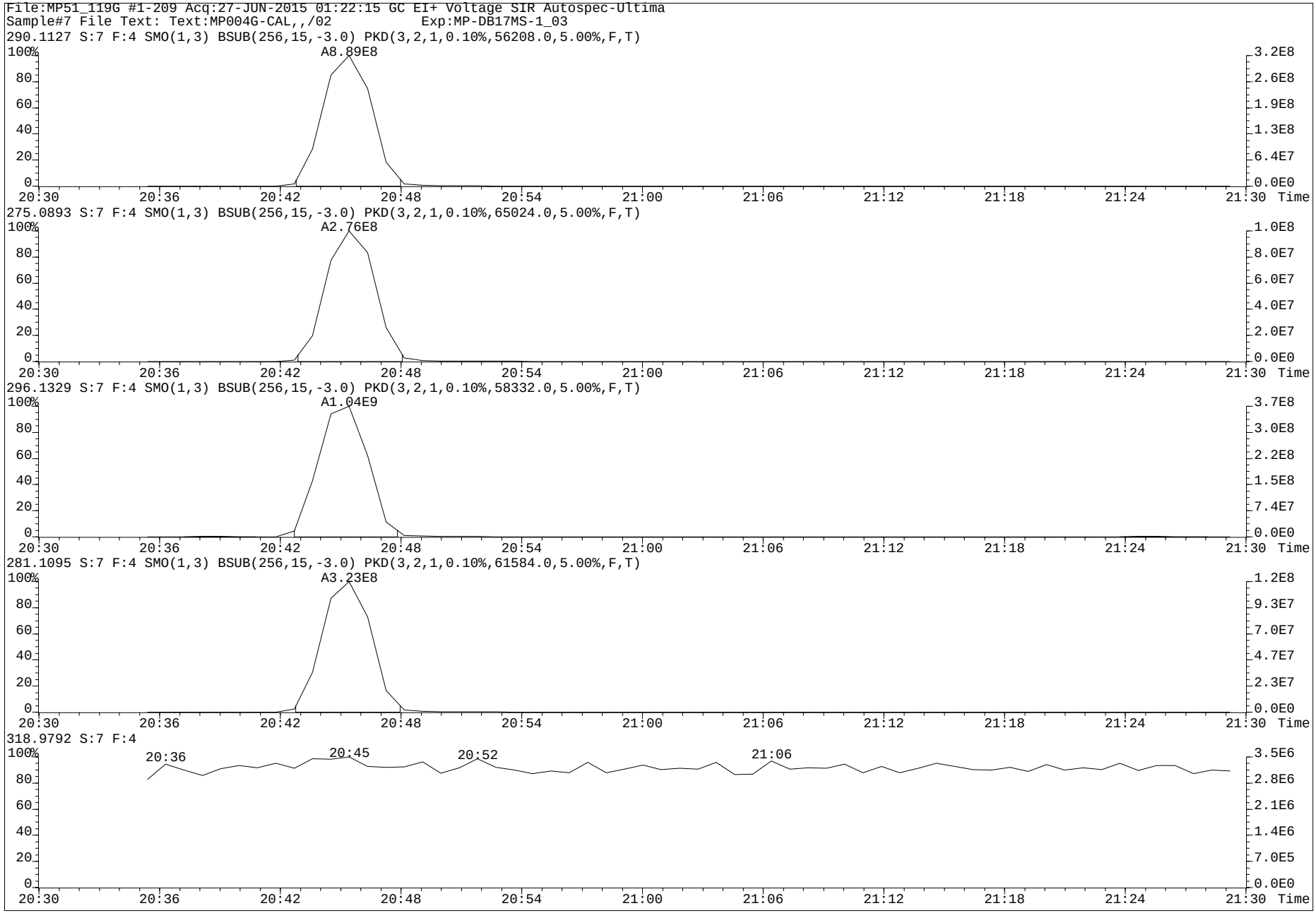
File:MP51_119G #1-209 Acq:27-JUN-2015 01:22:15 GC EI+ Voltage SIR Autospec-Ultima
Sample#7 File Text: Text:MP004G-CAL,,/02 Exp:MP-DB17MS-1_03
290.1127 S:7 F:4 SMO(1,3) BSUB(256,15,-3.0) PKD(3,2,1,0.10%,56208.0,5.00%,F,T)
A8.89E8
275.0893 S:7 F:4 SMO(1,3) BSUB(256,15,-3.0) PKD(3,2,1,0.10%,65024.0,5.00%,F,T)
A2.76E8
296.1329 S:7 F:4 SMO(1,3) BSUB(256,15,-3.0) PKD(3,2,1,0.10%,58332.0,5.00%,F,T)
A1.04E9
281.1095 S:7 F:4 SMO(1,3) BSUB(256,15,-3.0) PKD(3,2,1,0.10%,61584.0,5.00%,F,T)
A3.23E8
318.9792 S:7 F:4
20:36
20:45
20:52
21:06
Time

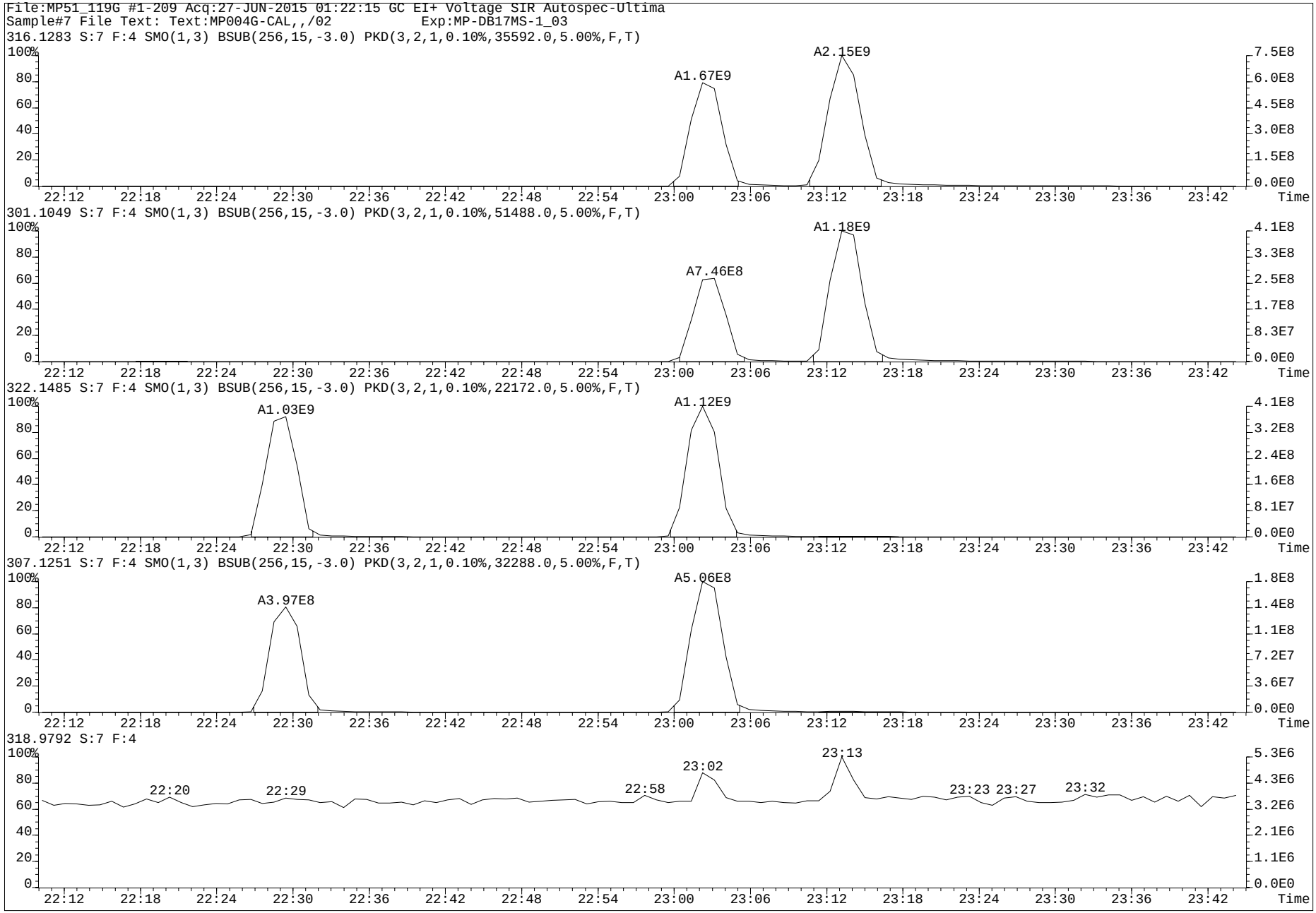
File:MP51_119G #1-209 Acq:27-JUN-2015 01:22:15 GC EI+ Voltage SIR Autospec-Ultima
Sample#7 File Text: Text:MP004G-CAL,,/02 Exp:MP-DB17MS-1_03
316.1283 S:7 F:4 SMO(1,3) BSUB(256,15,-3.0) PKD(3,2,1,0.10%,35592.0,5.00%,F,T)
A1.67E9
A2.15E9
301.1049 S:7 F:4 SMO(1,3) BSUB(256,15,-3.0) PKD(3,2,1,0.10%,51488.0,5.00%,F,T)
A7.46E8
A1.18E9
322.1485 S:7 F:4 SMO(1,3) BSUB(256,15,-3.0) PKD(3,2,1,0.10%,22172.0,5.00%,F,T)
A1.03E9
A1.12E9
307.1251 S:7 F:4 SMO(1,3) BSUB(256,15,-3.0) PKD(3,2,1,0.10%,32288.0,5.00%,F,T)
A3.97E8
A5.06E8
318.9792 S:7 F:4
22:20
22:29
22:58
23:02
23:13
23:23
23:27
23:32
Time

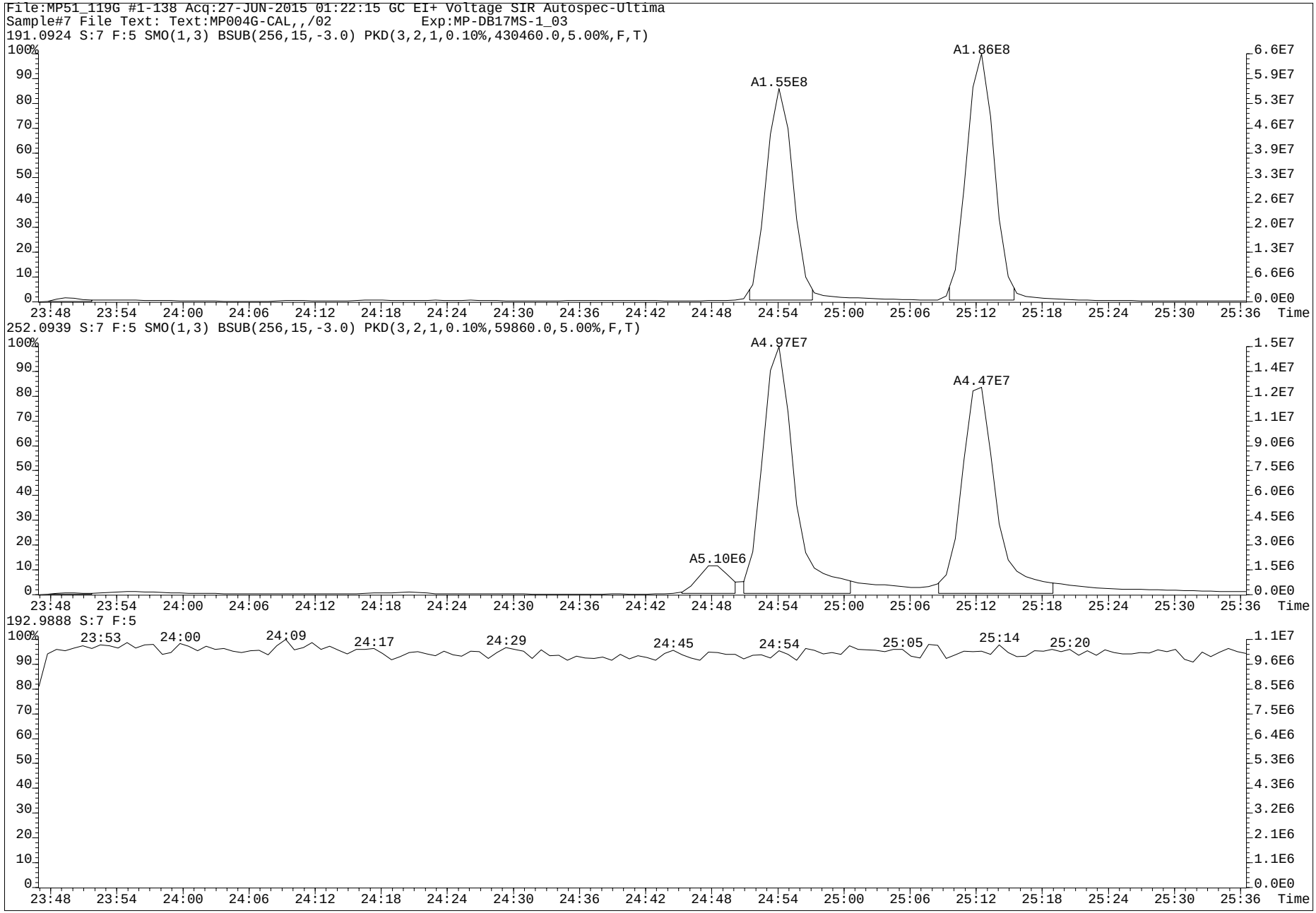
File:MP51_119G #1-138 Acq:27-JUN-2015 01:22:15 GC EI+ Voltage SIR Autospec-Ultima
Sample#7 File Text: Text:MP004G-CAL,,/02 Exp:MP-DB17MS-1_03
191.0924 S:7 F:5 SMO(1,3) BSUB(256,15,-3.0) PKD(3,2,1,0.10%,430460.0,5.00%,F,T)
A1.55E8
A1.86E8
252.0939 S:7 F:5 SMO(1,3) BSUB(256,15,-3.0) PKD(3,2,1,0.10%,59860.0,5.00%,F,T)
A4.97E7
A4.47E7
A5.10E6
192.9888 S:7 F:5
23:53
24:00
24:09
24:17
24:29
24:45
24:54
25:05
25:14
25:20
Time

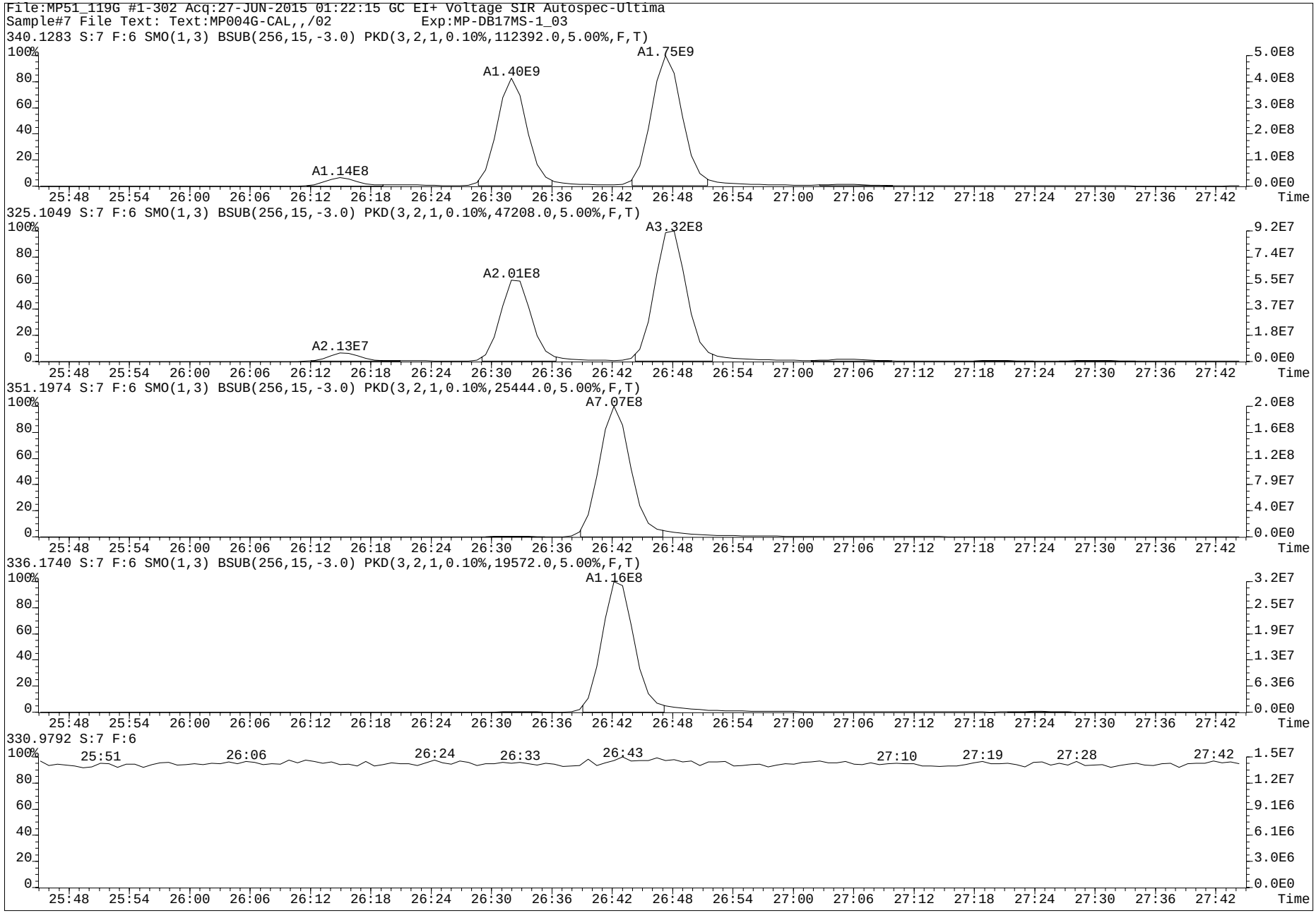
File:MP51_119G #1-302 Acq:27-JUN-2015 01:22:15 GC EI+ Voltage SIR Autospec-Ultima
Sample#7 File Text: Text:MP004G-CAL,,/02 Exp:MP-DB17MS-1_03
340.1283 S:7 F:6 SMO(1,3) BSUB(256,15,-3.0) PKD(3,2,1,0.10%,112392.0,5.00%,F,T)
A1.14E8
A1.40E9
A1.75E9
325.1049 S:7 F:6 SMO(1,3) BSUB(256,15,-3.0) PKD(3,2,1,0.10%,47208.0,5.00%,F,T)
A2.13E7
A2.01E8
A3.32E8
351.1974 S:7 F:6 SMO(1,3) BSUB(256,15,-3.0) PKD(3,2,1,0.10%,25444.0,5.00%,F,T)
A7.07E8
336.1740 S:7 F:6 SMO(1,3) BSUB(256,15,-3.0) PKD(3,2,1,0.10%,19572.0,5.00%,F,T)
A1.16E8
330.9792 S:7 F:6
25:51
26:06
26:24
26:33
26:43
27:10
27:19
27:28
27:42
Time

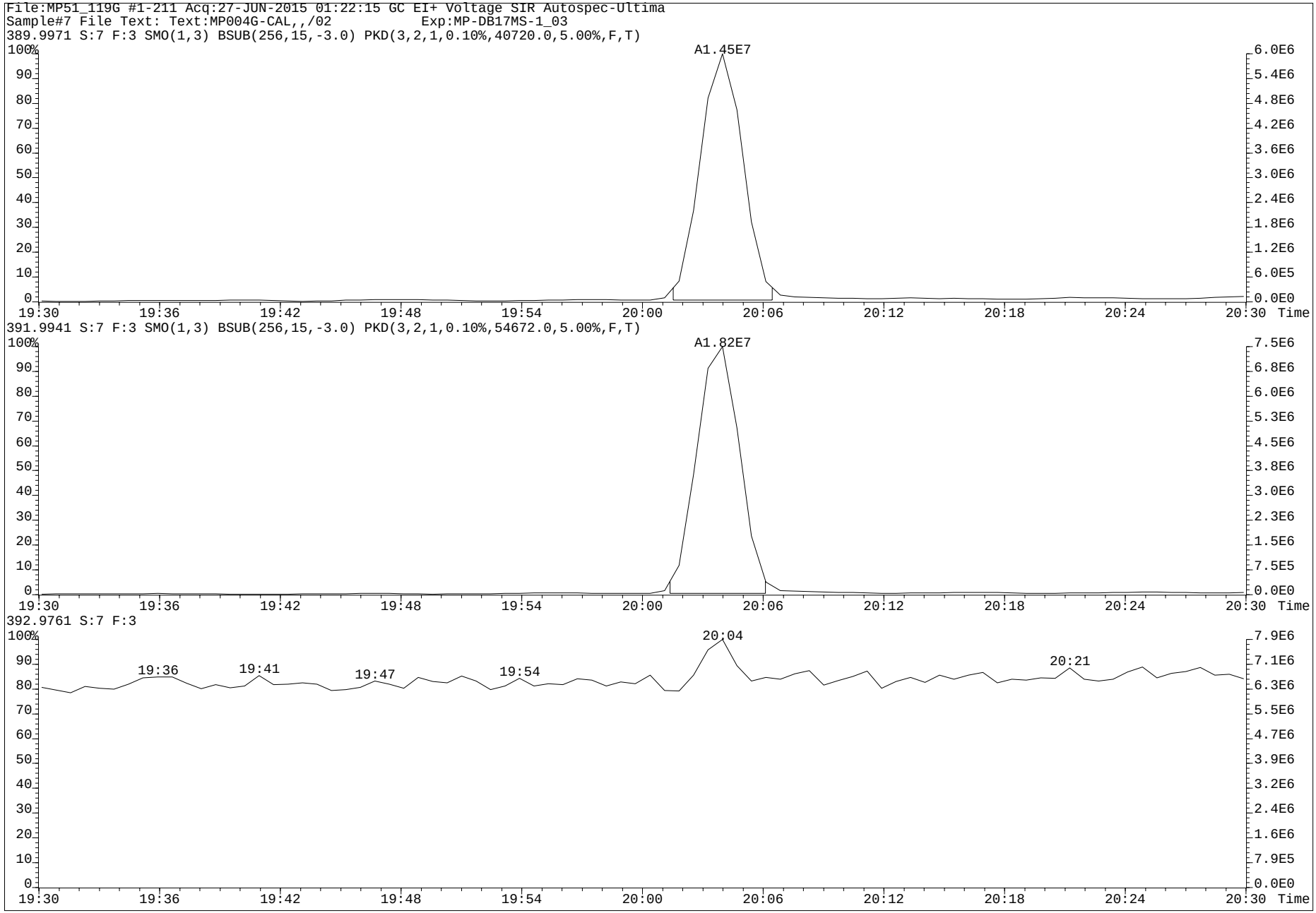
File:MP51_119G #1-211 Acq:27-JUN-2015 01:22:15 GC EI+ Voltage SIR Autospec-Ultima
Sample#7 File Text: Text:MP004G-CAL,,/02 Exp:MP-DB17MS-1_03
389.9971 S:7 F:3 SMO(1,3) BSUB(256,15,-3.0) PKD(3,2,1,0.10%,40720.0,5.00%,F,T)
A1.45E7
391.9941 S:7 F:3 SMO(1,3) BSUB(256,15,-3.0) PKD(3,2,1,0.10%,54672.0,5.00%,F,T)
A1.82E7
392.9761 S:7 F:3
19:36
19:41
19:47
19:54
20:04
20:21
19:30 19:36 19:42 19:48 19:54 20:00 20:06 20:12 20:18 20:24 20:30 Time

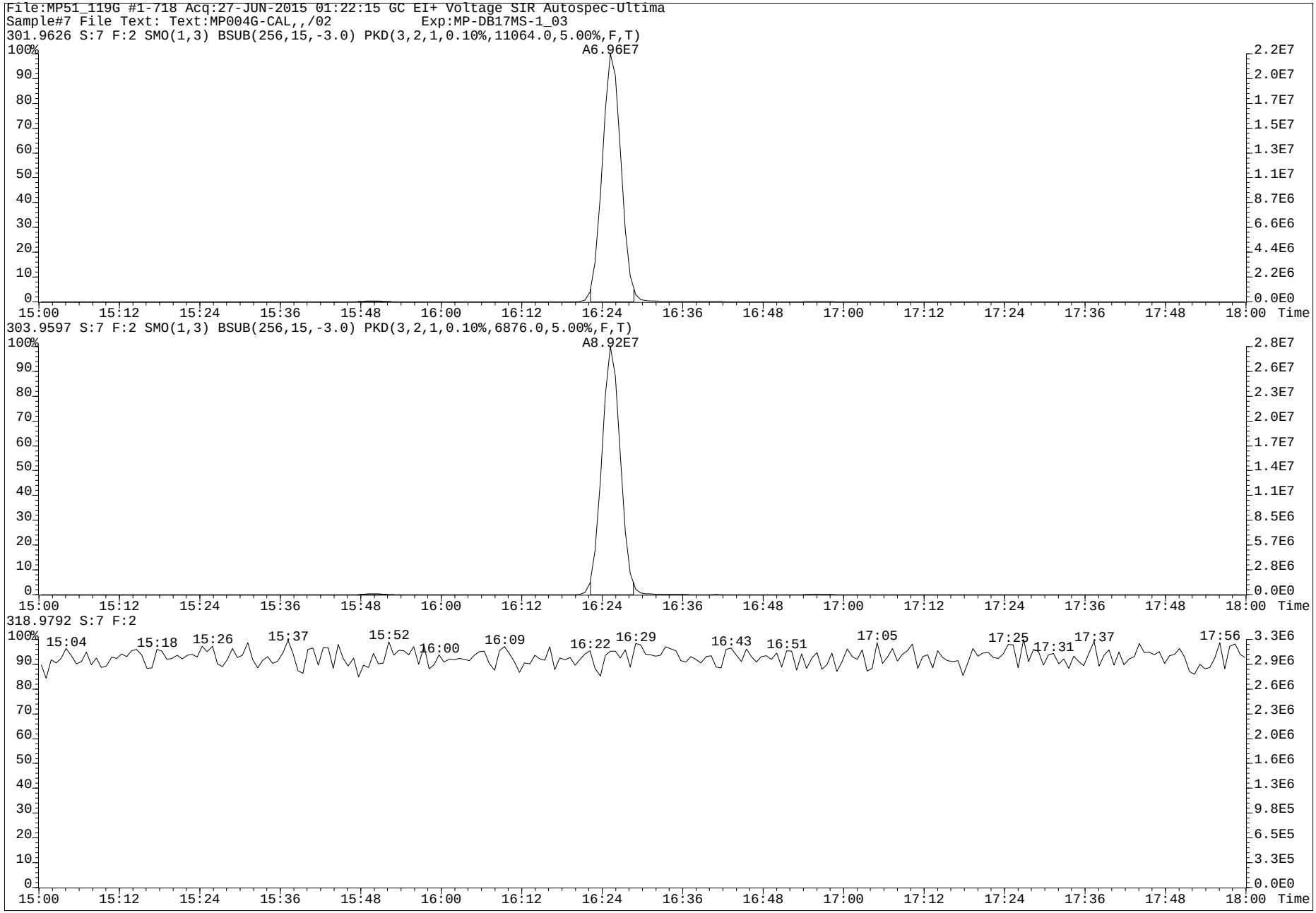
File:MP51_119G #1-718 Acq:27-JUN-2015 01:22:15 GC EI+ Voltage SIR Autospec-Ultima
Sample#7 File Text: Text:MP004G-CAL,,/02 Exp:MP-DB17MS-1_03
301.9626 S:7 F:2 SMO(1,3) BSUB(256,15,-3.0) PKD(3,2,1,0.10%,11064.0,5.00%,F,T)
A6.96E7
303.9597 S:7 F:2 SMO(1,3) BSUB(256,15,-3.0) PKD(3,2,1,0.10%,6876.0,5.00%,F,T)
A8.92E7
318.9792 S:7 F:2
15:04
15:18
15:26
15:37
15:52
16:00
16:09
16:22
16:29
16:43
16:51
17:05
17:25
17:31
17:37
17:56
Time

Run #6 Filename MP51_119G S: 6 I: 1 Acquired: 27-JUN-15 00:48:34 Processed: 29-JUN-15 11:03:50
Run: mp51_119g-a Analyte: MP-DB17-C06 Cal: mp51_119g-8a Results: mp51_119g-a Version: V3.6 6-JAN-2000 17:51:42
Sample text: MP004H-CAL,,/02 Comments: 1,,1.0uL CS-8 F1: 200.00 F2: 1.00

	Typ	Name	Amount	Resp	RA		RT	RF	RRF		Modified?
1	Unk	1-OH-Naphthalene	206.00	9.54e+08	1.06	n	8:08	-	1.1046	y	n
2	Unk	1-OH-Pyrene	206.00	9.26e+08	3.24	n	20:46	-	1.0413	y	n
3	Unk	3-OH-Chrysene	1024.00	*	*	n	NotF»	-	*	n	n
4	Unk	3-OH-Benz[a]anthracene	1012.00	*	*	n	NotF»	-	*	n	n
5	Unk	7,8-OH-Benzo[a]pyrene-C	1014.00	*	*	n	NotF»	-	*	n	n
6	Unk	7,8-OH-Benzo[a]pyrene-T	1016.00	*	*	n	NotF»	-	*	n	n
7	Unk	7,8-OH-Benzo[a]pyrene-3	2028.00	*	*	n	NotF»	-	*	n	n
8	Unk	9-OH-Benzo[a]pyrene	1026.00	3.17e+09	7.16	n	26:33	-	0.6625	y	n
9	Unk	3-OH-Benzo[a]pyrene	1046.00	3.63e+09	5.04	n	26:48	-	1.1001	y	n
10	Unk	7,8-OH-Benzo[a]pyrene-4	2028.00	*	*	n	NotF»	-	*	n	n
11	IS	13C6-1-OH-Naphthalene	250.00	1.05e+09	1.04	n	8:07	-	1.2919	y	n
12	IS	13C6-1-OH-Pyrene	250.00	1.08e+09	3.33	n	20:45	-	1.3297	y	n
13	IS	13C6-1-OH-BAA	252.00	1.11e+09	2.71	n	22:29	-	1.3514	y	n
14	IS	13C6-3-OH-Chrysene	252.50	1.18e+09	2.23	n	23:02	-	1.4363	y	n
15	IS	D11-3-OH-Benzo[a]pyrene	248.80	7.85e+08	6.33	n	26:43	-	0.9725	y	n
16	IS	13C-CL4-OH-PCB-79	50.00	3.41e+07	0.80	y	20:04	-	0.2100	y	n
17	IS	13C-CL4-PCB-79	0.00	*	*	n	NotF»	-	Div0	n	n
18	RS	13C-CL4-PCB-81	50.00	1.62e+08	0.78	y	16:25	3.24e+06	-	n	n
19	Tot	Fn1 Lock	0.00	-			-	-	-	n	n
20	Tot	Fn2 Lock	0.00	-			-	-	-	n	n
21	Tot	Fn3 Lock	0.00	-			-	-	-	n	n
22	Tot	Fn4 Lock	0.00	-			-	-	-	n	n
23	Tot	Fn4 Lock	0.00	-			-	-	-	n	n
24	Tot	Fn5 Lock	0.00	-			-	-	-	n	n
25	Tot	Fn6 Lock	0.00	-			-	-	-	n	n

PV AS 23-JUL-2015

sv by mw
26-July-2015

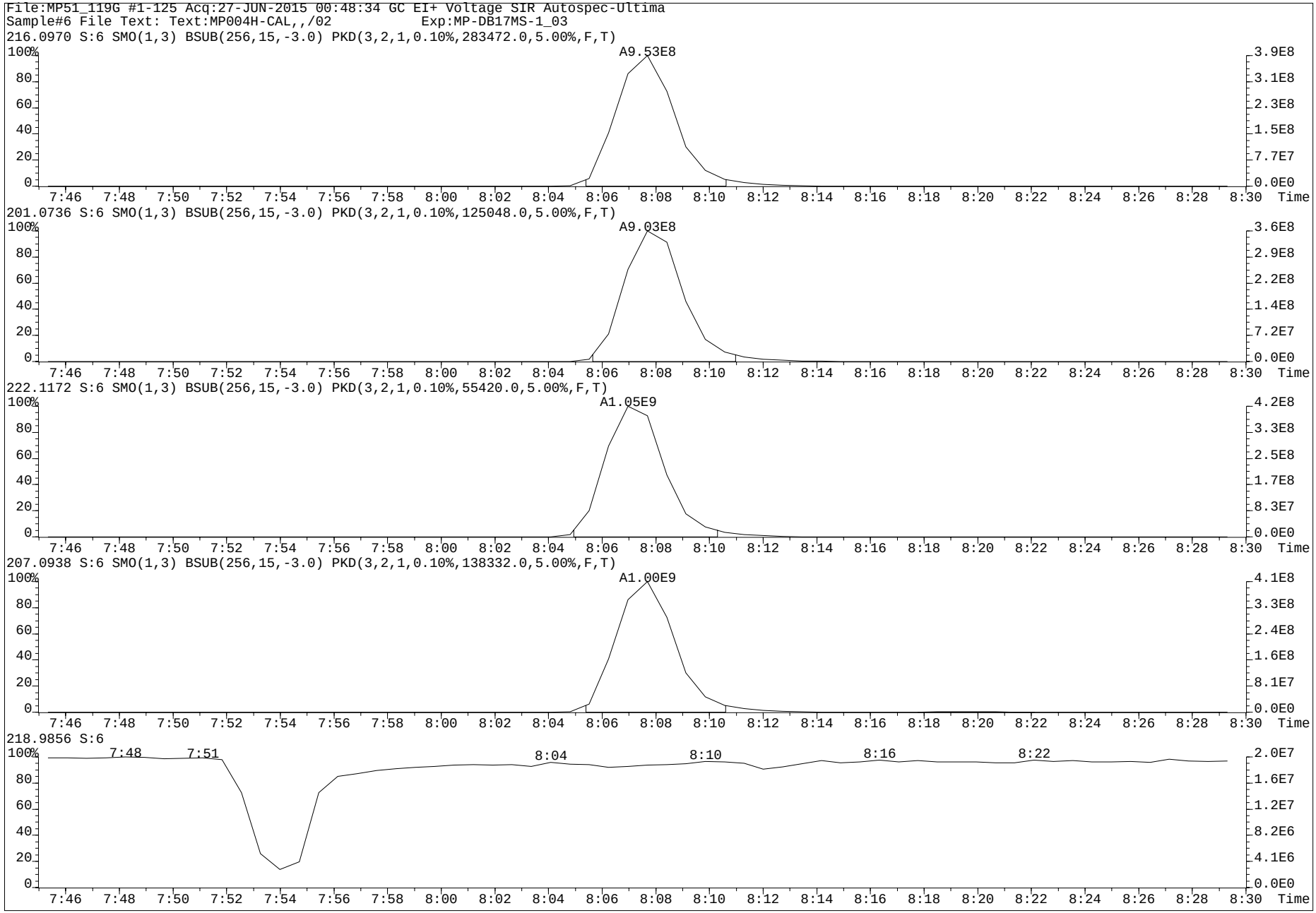
File:MP51_119G #1-125 Acq:27-JUN-2015 00:48:34 GC EI+ Voltage SIR Autospec-Ultima
Sample#6 File Text: Text:MP004H-CAL,,/02 Exp:MP-DB17MS-1_03
216.0970 S:6 SMO(1,3) BSUB(256,15,-3.0) PKD(3,2,1,0.10%,283472.0,5.00%,F,T)
A9.53E8
201.0736 S:6 SMO(1,3) BSUB(256,15,-3.0) PKD(3,2,1,0.10%,125048.0,5.00%,F,T)
A9.03E8
222.1172 S:6 SMO(1,3) BSUB(256,15,-3.0) PKD(3,2,1,0.10%,55420.0,5.00%,F,T)
A1.05E9
207.0938 S:6 SMO(1,3) BSUB(256,15,-3.0) PKD(3,2,1,0.10%,138332.0,5.00%,F,T)
A1.00E9
218.9856 S:6
7:48
7:51
8:04
8:10
8:16
8:22
Time

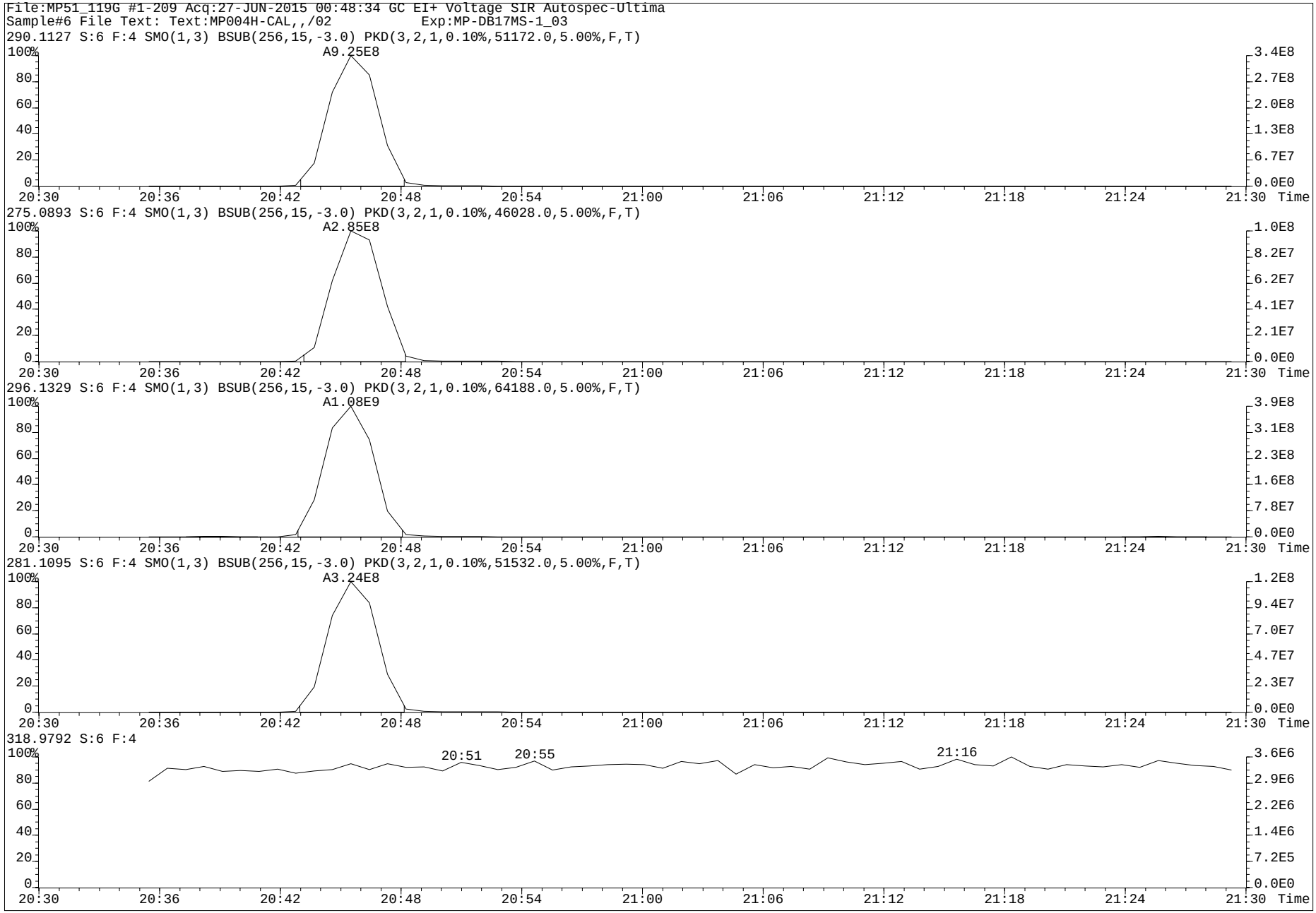
File:MP51_119G #1-209 Acq:27-JUN-2015 00:48:34 GC EI+ Voltage SIR Autospec-Ultima
Sample#6 File Text: Text:MP004H-CAL,,/02 Exp:MP-DB17MS-1_03
290.1127 S:6 F:4 SMO(1,3) BSUB(256,15,-3.0) PKD(3,2,1,0.10%,51172.0,5.00%,F,T)
A9.25E8
275.0893 S:6 F:4 SMO(1,3) BSUB(256,15,-3.0) PKD(3,2,1,0.10%,46028.0,5.00%,F,T)
A2.85E8
296.1329 S:6 F:4 SMO(1,3) BSUB(256,15,-3.0) PKD(3,2,1,0.10%,64188.0,5.00%,F,T)
A1.08E9
281.1095 S:6 F:4 SMO(1,3) BSUB(256,15,-3.0) PKD(3,2,1,0.10%,51532.0,5.00%,F,T)
A3.24E8
318.9792 S:6 F:4
20:51
20:55
21:16
20:30
20:36
20:42
20:48
20:54
21:00
21:06
21:12
21:18
21:24
21:30
Time

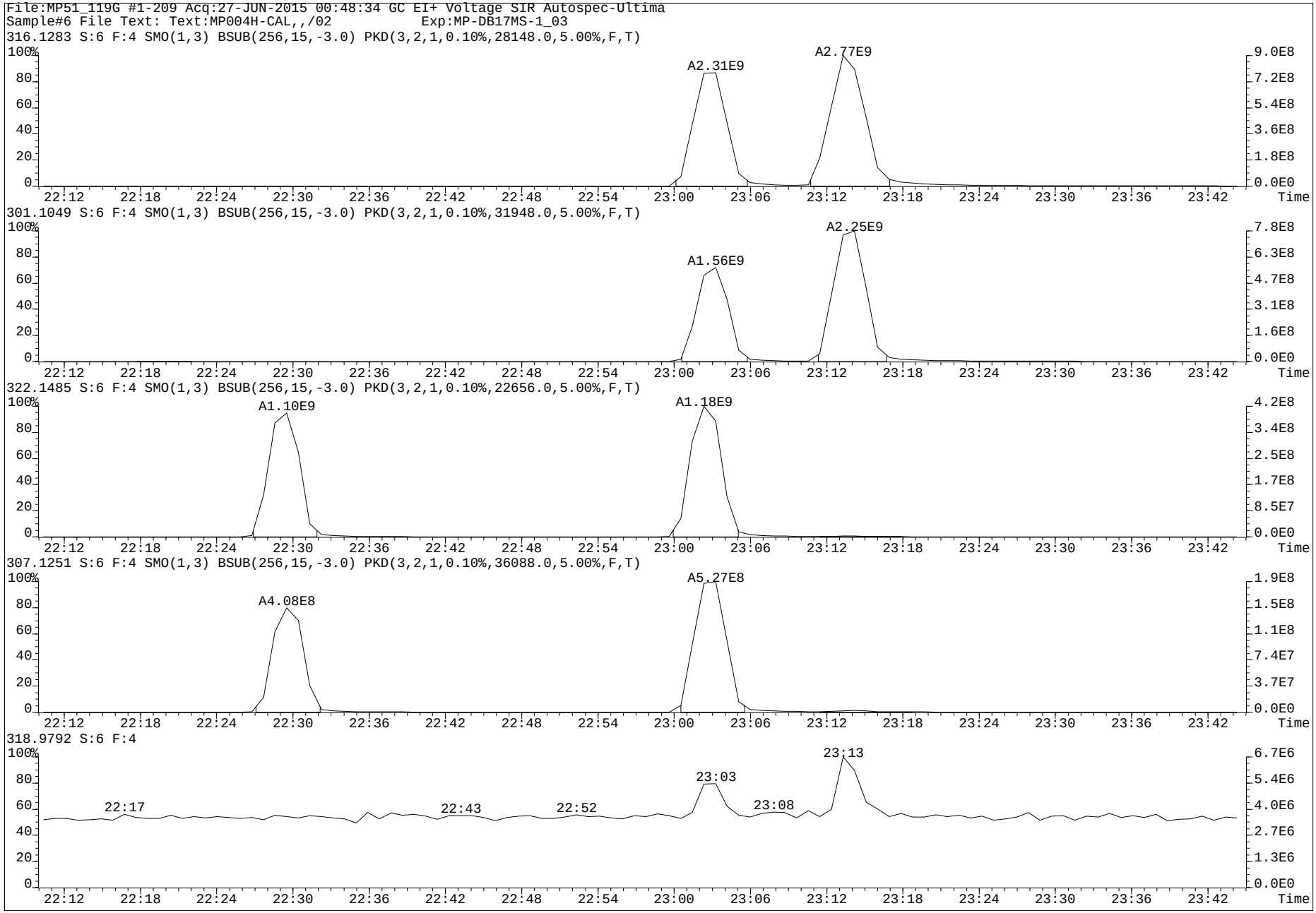
File:MP51_119G #1-209 Acq:27-JUN-2015 00:48:34 GC EI+ Voltage SIR Autospec-Ultima
Sample#6 File Text: Text:MP004H-CAL,,/02 Exp:MP-DB17MS-1_03
316.1283 S:6 F:4 SMO(1,3) BSUB(256,15,-3.0) PKD(3,2,1,0.10%,28148.0,5.00%,F,T)
A2.31E9
A2.77E9
301.1049 S:6 F:4 SMO(1,3) BSUB(256,15,-3.0) PKD(3,2,1,0.10%,31948.0,5.00%,F,T)
A1.56E9
A2.25E9
322.1485 S:6 F:4 SMO(1,3) BSUB(256,15,-3.0) PKD(3,2,1,0.10%,22656.0,5.00%,F,T)
A1.10E9
A1.18E9
307.1251 S:6 F:4 SMO(1,3) BSUB(256,15,-3.0) PKD(3,2,1,0.10%,36088.0,5.00%,F,T)
A4.08E8
A5.27E8
318.9792 S:6 F:4
22:17
22:43
22:52
23:03
23:08
23:13
Time

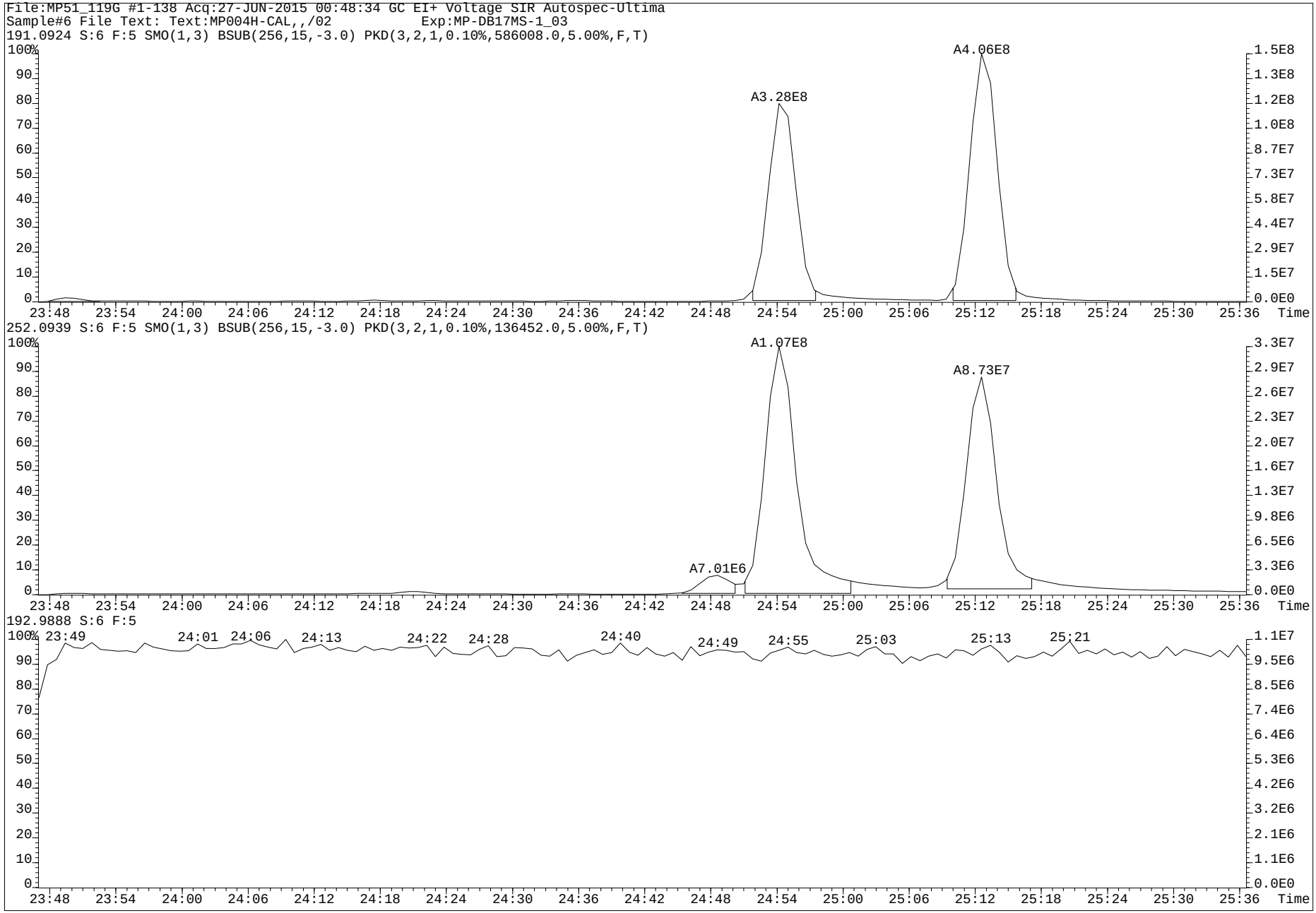
File:MP51_119G #1-138 Acq:27-JUN-2015 00:48:34 GC EI+ Voltage SIR Autospec-Ultima
Sample#6 File Text: Text:MP004H-CAL,,/02 Exp:MP-DB17MS-1_03
191.0924 S:6 F:5 SMO(1,3) BSUB(256,15,-3.0) PKD(3,2,1,0.10%,586008.0,5.00%,F,T)
A3.28E8
A4.06E8
252.0939 S:6 F:5 SMO(1,3) BSUB(256,15,-3.0) PKD(3,2,1,0.10%,136452.0,5.00%,F,T)
A1.07E8
A8.73E7
A7.01E6
192.9888 S:6 F:5
23:49
24:01
24:06
24:13
24:22
24:28
24:40
24:49
24:55
25:03
25:13
25:21
Time

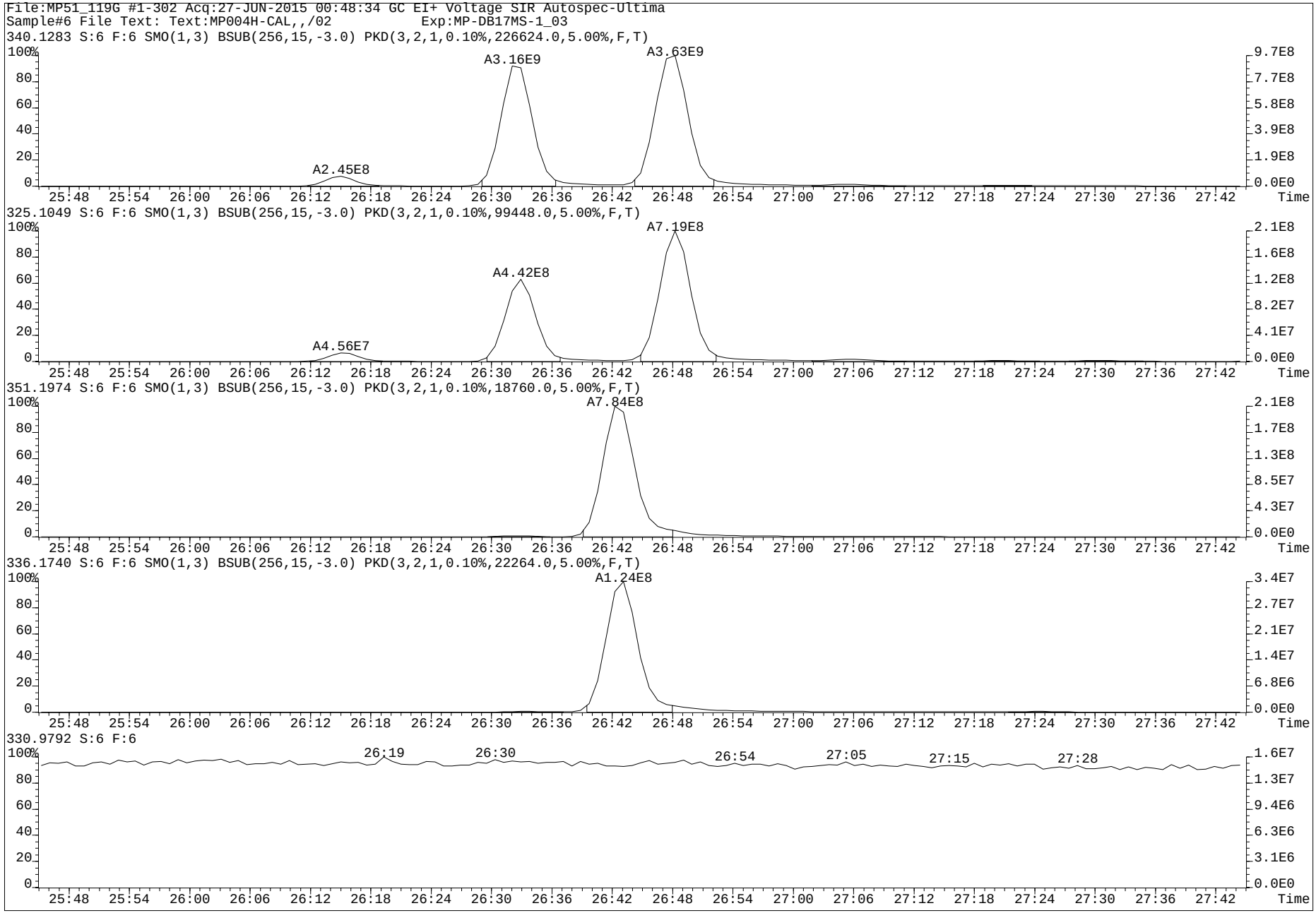
File:MP51_119G #1-302 Acq:27-JUN-2015 00:48:34 GC EI+ Voltage SIR Autospec-Ultima
Sample#6 File Text: Text:MP004H-CAL,,/02 Exp:MP-DB17MS-1_03
340.1283 S:6 F:6 SMO(1,3) BSUB(256,15,-3.0) PKD(3,2,1,0.10%,226624.0,5.00%,F,T)
A2.45E8
A3.16E9
A3.63E9
325.1049 S:6 F:6 SMO(1,3) BSUB(256,15,-3.0) PKD(3,2,1,0.10%,99448.0,5.00%,F,T)
A4.56E7
A4.42E8
A7.19E8
351.1974 S:6 F:6 SMO(1,3) BSUB(256,15,-3.0) PKD(3,2,1,0.10%,18760.0,5.00%,F,T)
A7.84E8
336.1740 S:6 F:6 SMO(1,3) BSUB(256,15,-3.0) PKD(3,2,1,0.10%,22264.0,5.00%,F,T)
A1.24E8
330.9792 S:6 F:6
26:19
26:30
26:54
27:05
27:15
27:28
Time

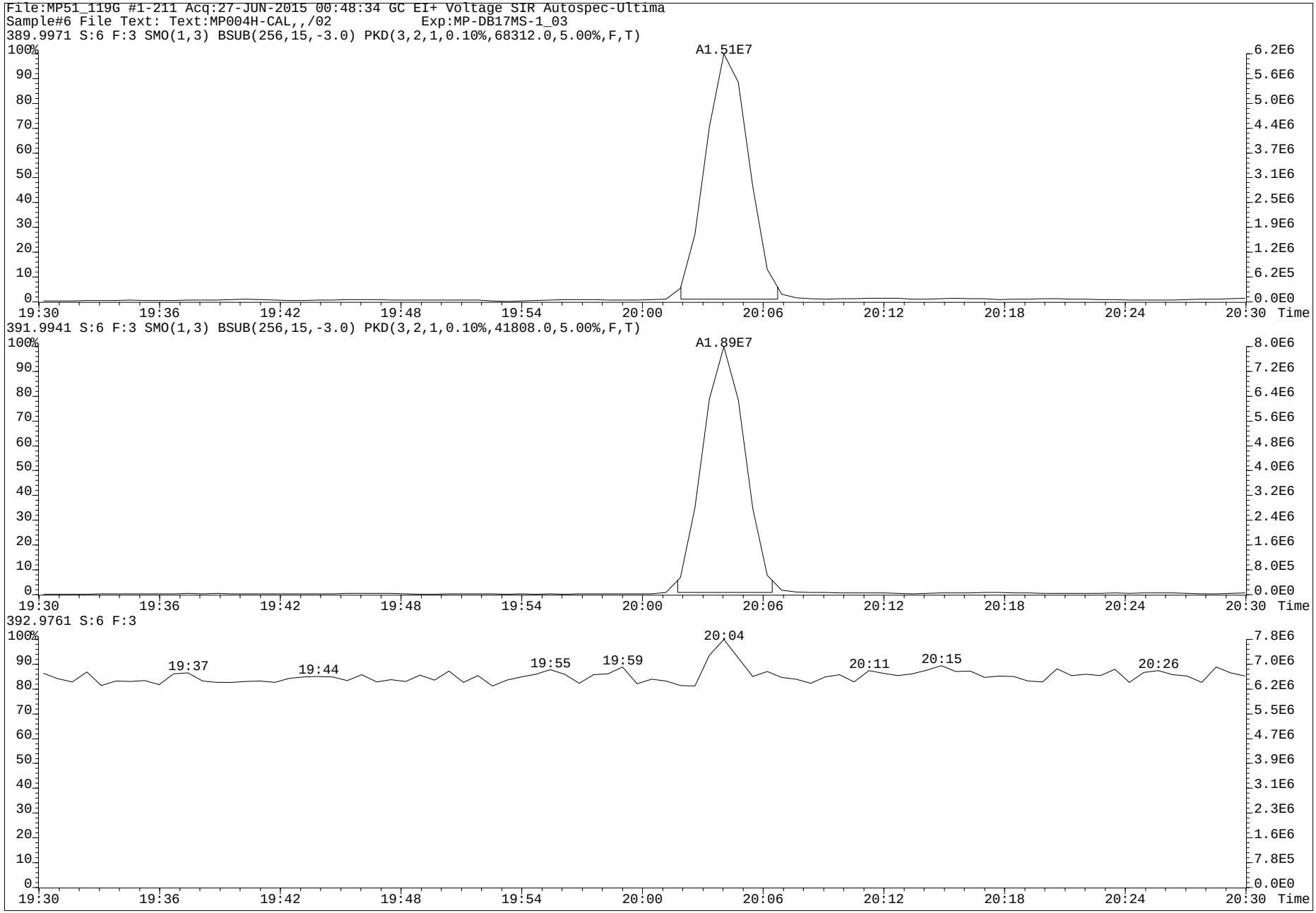
File:MP51_119G #1-211 Acq:27-JUN-2015 00:48:34 GC EI+ Voltage SIR Autospec-Ultima
Sample#6 File Text: Text:MP004H-CAL,,/02 Exp:MP-DB17MS-1_03
389.9971 S:6 F:3 SMO(1,3) BSUB(256,15,-3.0) PKD(3,2,1,0.10%,68312.0,5.00%,F,T)
A1.51E7
391.9941 S:6 F:3 SMO(1,3) BSUB(256,15,-3.0) PKD(3,2,1,0.10%,41808.0,5.00%,F,T)
A1.89E7
392.9761 S:6 F:3
19:37
19:44
19:55
19:59
20:04
20:11
20:15
20:26
Time

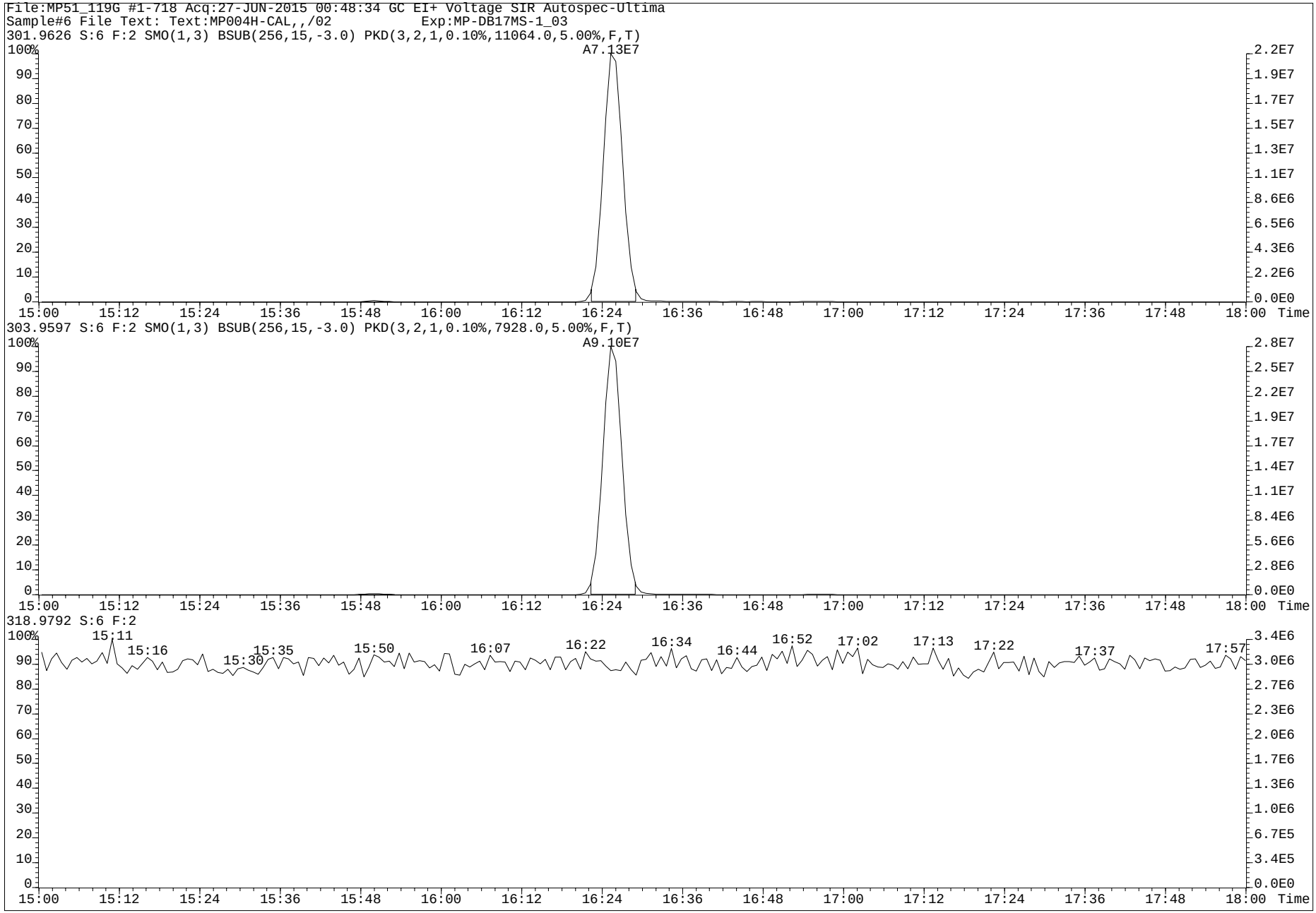
File:MP51_119G #1-718 Acq:27-JUN-2015 00:48:34 GC EI+ Voltage SIR Autospec-Ultima
Sample#6 File Text: Text:MP004H-CAL,,/02 Exp:MP-DB17MS-1_03
301.9626 S:6 F:2 SMO(1,3) BSUB(256,15,-3.0) PKD(3,2,1,0.10%,11064.0,5.00%,F,T)
A7.13E7
303.9597 S:6 F:2 SMO(1,3) BSUB(256,15,-3.0) PKD(3,2,1,0.10%,7928.0,5.00%,F,T)
A9.10E7
318.9792 S:6 F:2
Time

www.axysanalytical.com

Run #7 Filename MP51_119G S: 1 I: 1 Acquired: 26-JUN-15 22:00:09 Processed: 29-JUN-15 11:03:51
Run: mp51_119g-a Analyte: MP-DB17-C06 Cal: mp51_119g-8a Results: mp51_119g-a Version: V3.6 6-JAN-2000 17:51:42
Sample text: MP004E-CAL,,/02 Comments: 1,,1.0uL CS-5/Cal
sample size: 1.000000 conc units: ng/mL total toxicity: 80.75 F1: 10.0000 F2: 1.0000

	Typ	Name	#Hom	Resp	RA		RT	Conc	Tox #1	DL	Rec	M?
1	Unk	1-OH-Naphthalene	1	8.27e+08	1.19	n	8:08	203.980	20	0.8137	-	n
2	Unk	1-OH-Pyrene	1	8.51e+08	3.75	n	20:45	201.112	20	0.1593	-	n
3	Unk	3-OH-Chrysene	1	1.74e+08	2.39	n	23:03	49.357	5	0.1069	-	n
4	Unk	3-OH-Benz[a]anthracene	1	2.43e+08	2.47	n	23:14	52.532	26	0.0796	-	n
5	Unk	7,8-OH-Benzo[a]pyrene-C	0	*	*	n	NotFnd	*	*	*	-	n
6	Unk	7,8-OH-Benzo[a]pyrene-T	0	*	*	n	NotFnd	*	*	*	-	n
7	Unk	7,8-OH-Benzo[a]pyrene-3	0	*	*	n	NotFnd	*	*	*	-	y
8	Unk	9-OH-Benzo[a]pyrene	1	1.26e+08	7.85	n	26:33	47.505	5	0.2628	-	y
9	Unk	3-OH-Benzo[a]pyrene	1	1.30e+08	5.92	n	26:48	42.851	4	0.2945	-	y
10	Unk	7,8-OH-Benzo[a]pyrene-4	0	*	*	n	NotFnd	*	*	*	-	y
11	IS	13C6-1-OH-Naphthalene	1	9.20e+08	1.13	n	8:07	251.496	-	0.7391	100.6	n
12	IS	13C6-1-OH-Pyrene	1	1.03e+09	3.87	n	20:45	262.731	-	0.1964	105.1	n
13	IS	13C6-1-OH-BAA	1	1.11e+09	2.80	n	22:29	277.161	-	0.1695	110.0	n
14	IS	13C6-3-OH-Chrysene	1	1.18e+09	2.31	n	23:03	277.851	-	0.1587	110.0	n
15	IS	D11-3-OH-Benzo[a]pyrene	1	8.36e+08	7.01	n	26:44	292.205	-	0.1725	117.4	n
16	IS	13C-CL4-OH-PCB-79	1	3.00e+07	0.78	y	20:04	49.986	-	1.2531	100.0	n
17	IS	13C-CL4-PCB-79	0	*	*	n	NotFnd	*	-	*	Div0	n
18	RS	13C-CL4-PCB-81	1	1.45e+08	0.78	y	16:26	46.540	-	-	-	n
19	Tot	Fn1 Lock	-	-			-	-	-	-	-	n
20	Tot	Fn2 Lock	-	-			-	-	-	-	-	n
21	Tot	Fn3 Lock	-	-			-	-	-	-	-	n
22	Tot	Fn4 Lock	-	-			-	-	-	-	-	n
23	Tot	Fn4 Lock	-	-			-	-	-	-	-	n
24	Tot	Fn5 Lock	-	-			-	-	-	-	-	n
25	Tot	Fn6 Lock	-	-			-	-	-	-	-	n

PV AS 23-JUL-2015

SV MW
28-July-2015

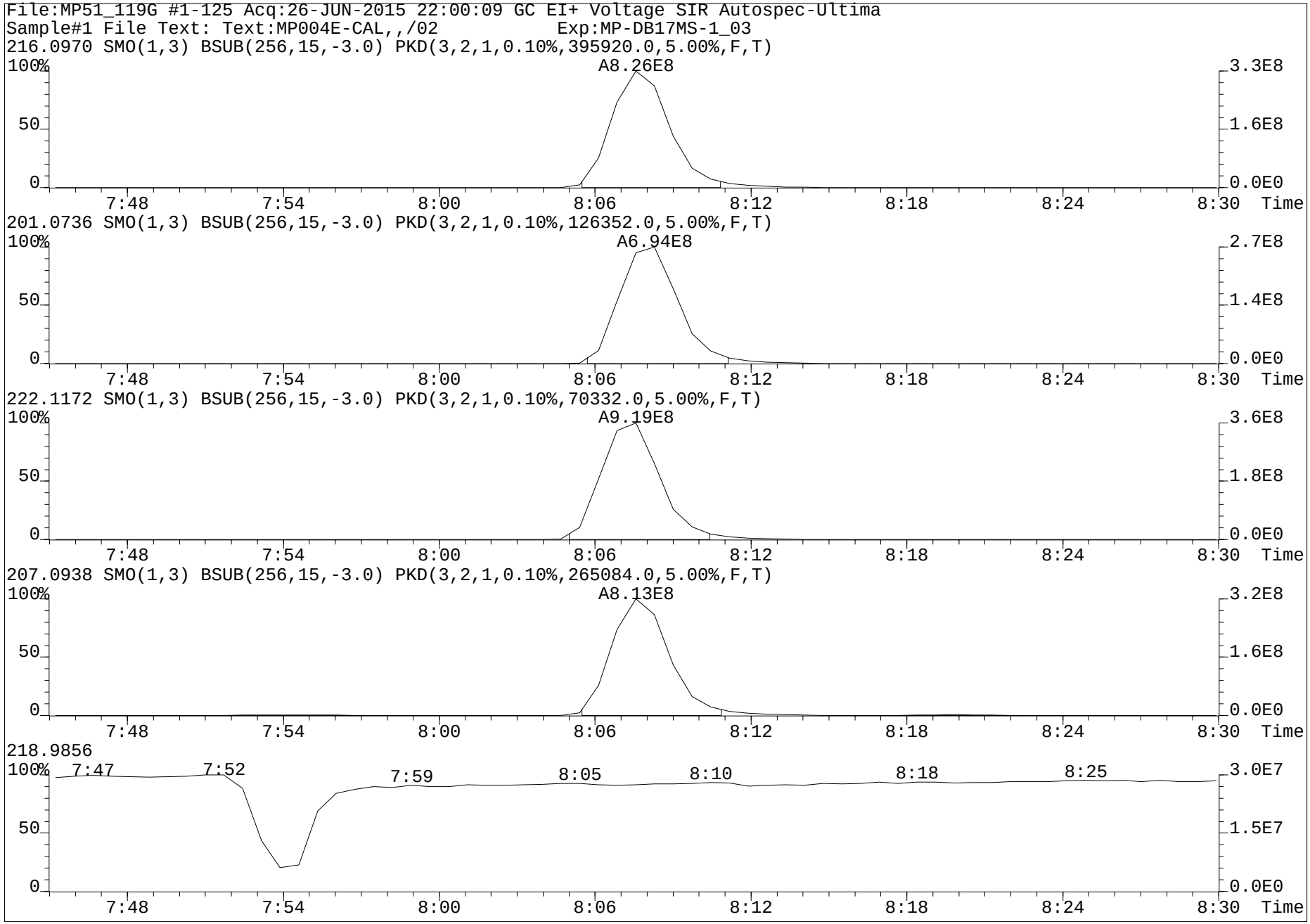
File:MP51_119G #1-125 Acq:26-JUN-2015 22:00:09 GC EI+ Voltage SIR Autospec-Ultima
Sample#1 File Text: Text:MP004E-CAL,,/02 Exp:MP-DB17MS-1_03
216.0970 SMO(1,3) BSUB(256,15,-3.0) PKD(3,2,1,0.10%,395920.0,5.00%,F,T)
A8.26E8
201.0736 SMO(1,3) BSUB(256,15,-3.0) PKD(3,2,1,0.10%,126352.0,5.00%,F,T)
A6.94E8
222.1172 SMO(1,3) BSUB(256,15,-3.0) PKD(3,2,1,0.10%,70332.0,5.00%,F,T)
A9.19E8
207.0938 SMO(1,3) BSUB(256,15,-3.0) PKD(3,2,1,0.10%,265084.0,5.00%,F,T)
A8.13E8
218.9856
7:47
7:52
7:59
8:05
8:10
8:18
8:25
100%
50
0
3.3E8
1.6E8
0.0E0
2.7E8
1.4E8
3.6E8
1.8E8
3.2E8
3.0E7
1.5E7
7:48
7:54
8:00
8:06
8:12
8:18
8:24
8:30
Time

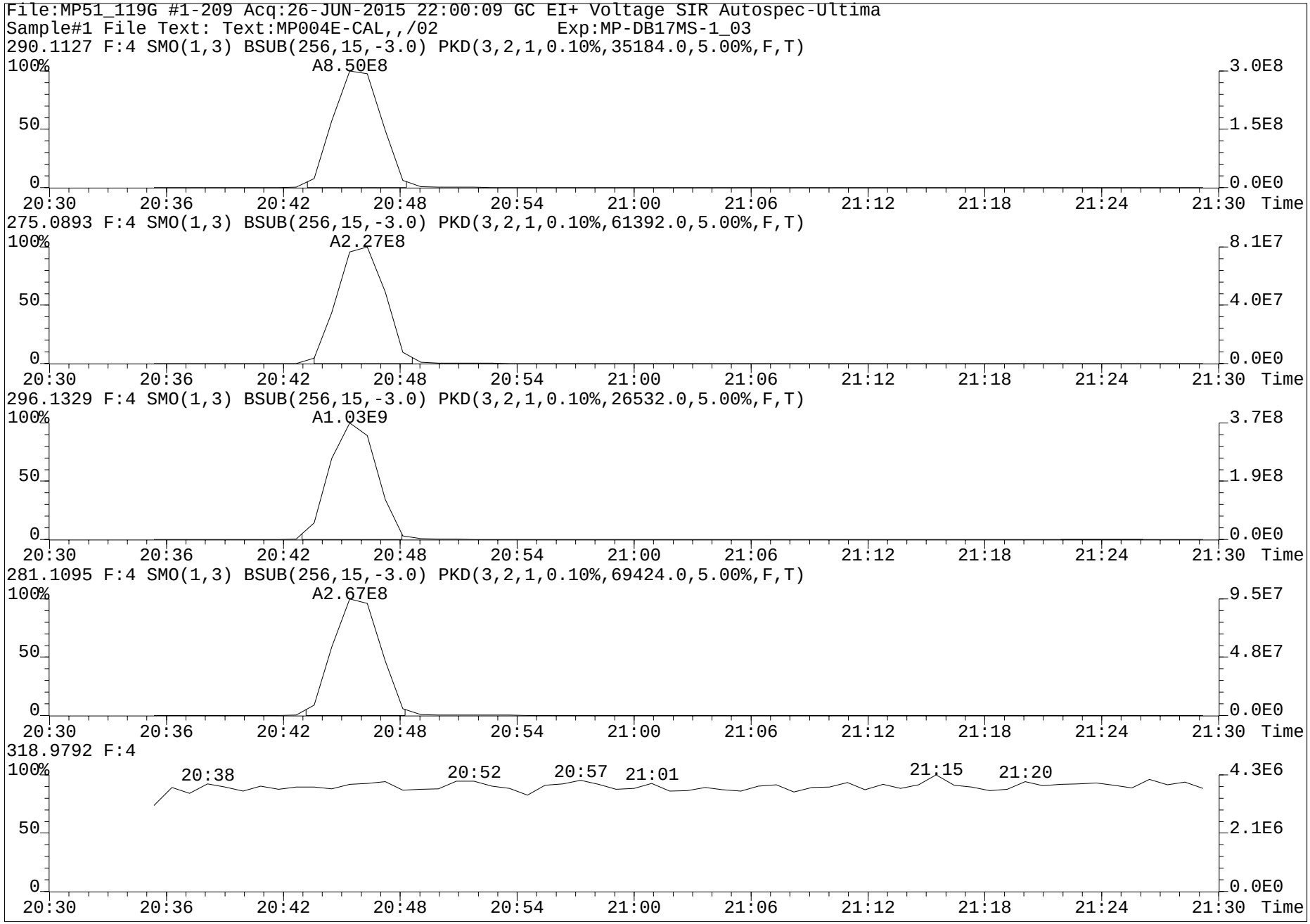
File:MP51_119G #1-209 Acq:26-JUN-2015 22:00:09 GC EI+ Voltage SIR Autospec-Ultima
Sample#1 File Text: Text:MP004E-CAL,,/02 Exp:MP-DB17MS-1_03
290.1127 F:4 SMO(1,3) BSUB(256,15,-3.0) PKD(3,2,1,0.10%,35184.0,5.00%,F,T)
A8.50E8
3.0E8
1.5E8
0.0E0
275.0893 F:4 SMO(1,3) BSUB(256,15,-3.0) PKD(3,2,1,0.10%,61392.0,5.00%,F,T)
A2.27E8
8.1E7
4.0E7
0.0E0
296.1329 F:4 SMO(1,3) BSUB(256,15,-3.0) PKD(3,2,1,0.10%,26532.0,5.00%,F,T)
A1.03E9
3.7E8
1.9E8
0.0E0
281.1095 F:4 SMO(1,3) BSUB(256,15,-3.0) PKD(3,2,1,0.10%,69424.0,5.00%,F,T)
A2.67E8
9.5E7
4.8E7
0.0E0
318.9792 F:4
20:38
20:52
20:57
21:01
21:15
21:20
4.3E6
2.1E6
0.0E0
100%
50
0
20:30
20:36
20:42
20:48
20:54
21:00
21:06
21:12
21:18
21:24
21:30
Time

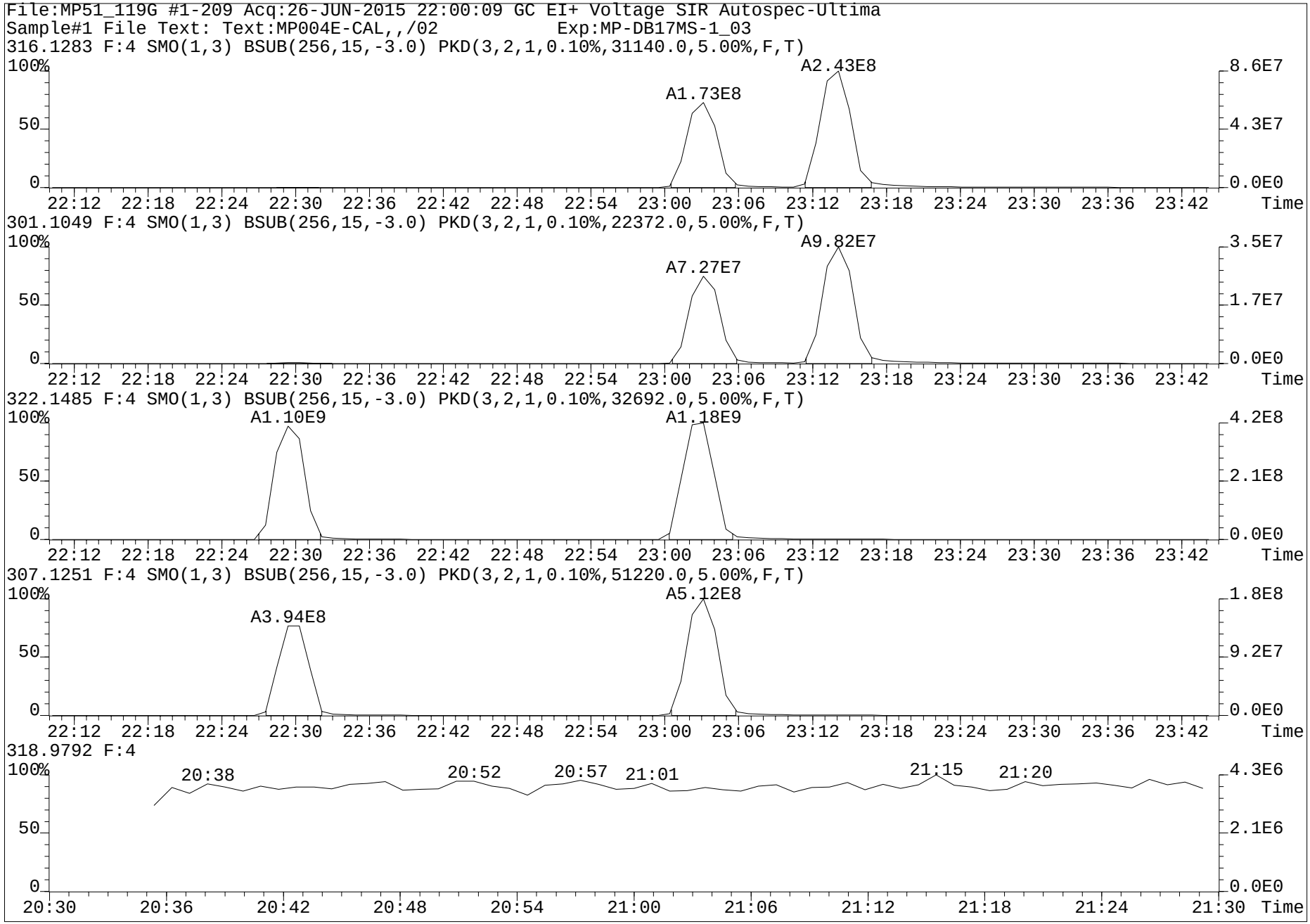
File:MP51_119G #1-209 Acq:26-JUN-2015 22:00:09 GC EI+ Voltage SIR Autospec-Ultima
Sample#1 File Text: Text:MP004E-CAL,,/02 Exp:MP-DB17MS-1_03
316.1283 F:4 SMO(1,3) BSUB(256,15,-3.0) PKD(3,2,1,0.10%,31140.0,5.00%,F,T)
A1.73E8
A2.43E8
8.6E7
4.3E7
0.0E0
301.1049 F:4 SMO(1,3) BSUB(256,15,-3.0) PKD(3,2,1,0.10%,22372.0,5.00%,F,T)
A7.27E7
A9.82E7
3.5E7
1.7E7
0.0E0
322.1485 F:4 SMO(1,3) BSUB(256,15,-3.0) PKD(3,2,1,0.10%,32692.0,5.00%,F,T)
A1.10E9
A1.18E9
4.2E8
2.1E8
0.0E0
307.1251 F:4 SMO(1,3) BSUB(256,15,-3.0) PKD(3,2,1,0.10%,51220.0,5.00%,F,T)
A3.94E8
A5.12E8
1.8E8
9.2E7
0.0E0
318.9792 F:4
20:38
20:52
20:57
21:01
21:15
21:20
4.3E6
2.1E6
0.0E0
100%
50
0
22:12 22:18 22:24 22:30 22:36 22:42 22:48 22:54 23:00 23:06 23:12 23:18 23:24 23:30 23:36 23:42 Time
20:30 20:36 20:42 20:48 20:54 21:00 21:06 21:12 21:18 21:24 21:30 Time

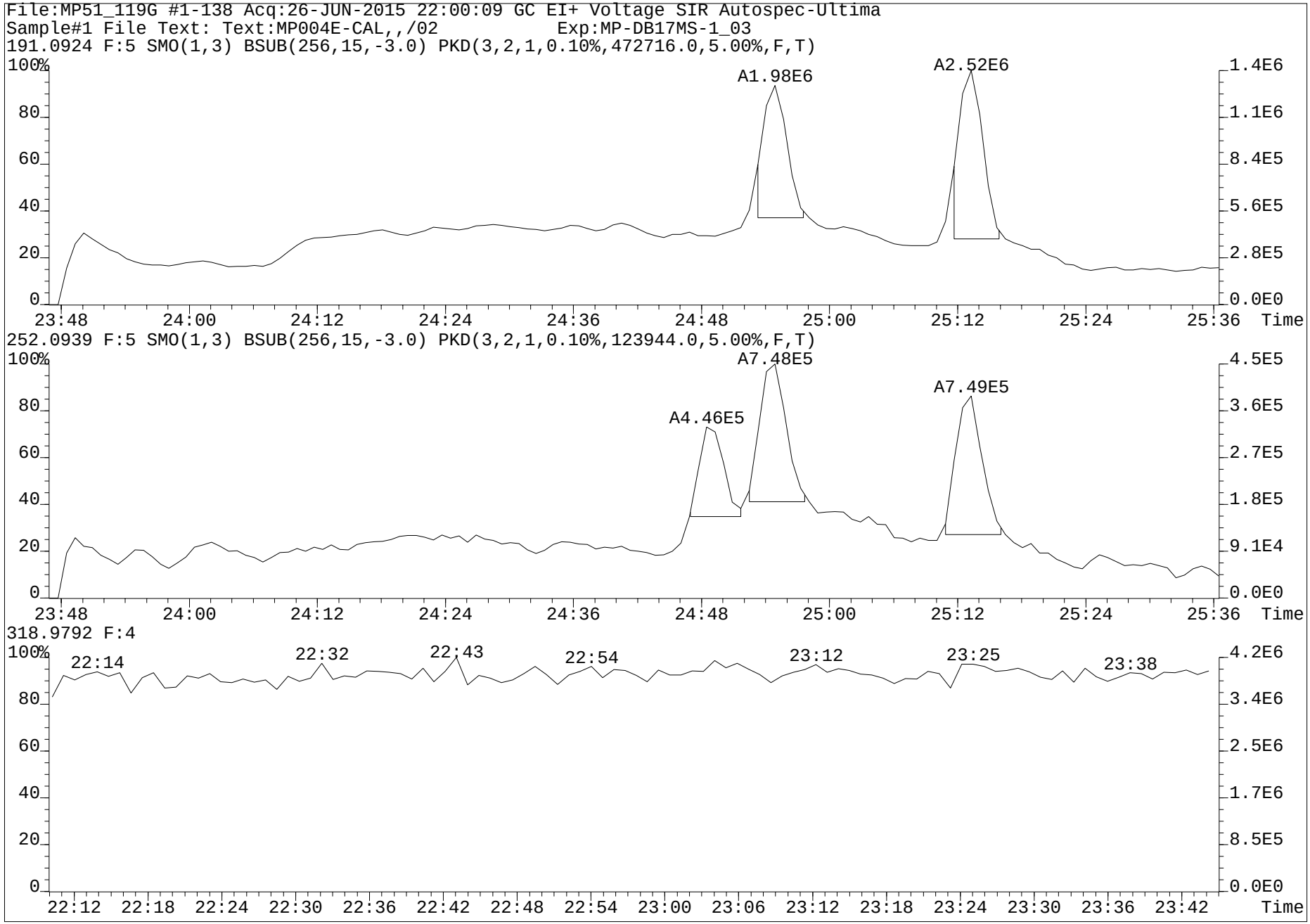
File:MP51_119G #1-138 Acq:26-JUN-2015 22:00:09 GC EI+ Voltage SIR Autospec-Ultima
Sample#1 File Text: Text:MP004E-CAL,,/02 Exp:MP-DB17MS-1_03
191.0924 F:5 SMO(1,3) BSUB(256,15,-3.0) PKD(3,2,1,0.10%,472716.0,5.00%,F,T)
A1.98E6
A2.52E6
252.0939 F:5 SMO(1,3) BSUB(256,15,-3.0) PKD(3,2,1,0.10%,123944.0,5.00%,F,T)
A4.46E5
A7.48E5
A7.49E5
318.9792 F:4
22:14
22:32
22:43
22:54
23:12
23:25
23:38
Time

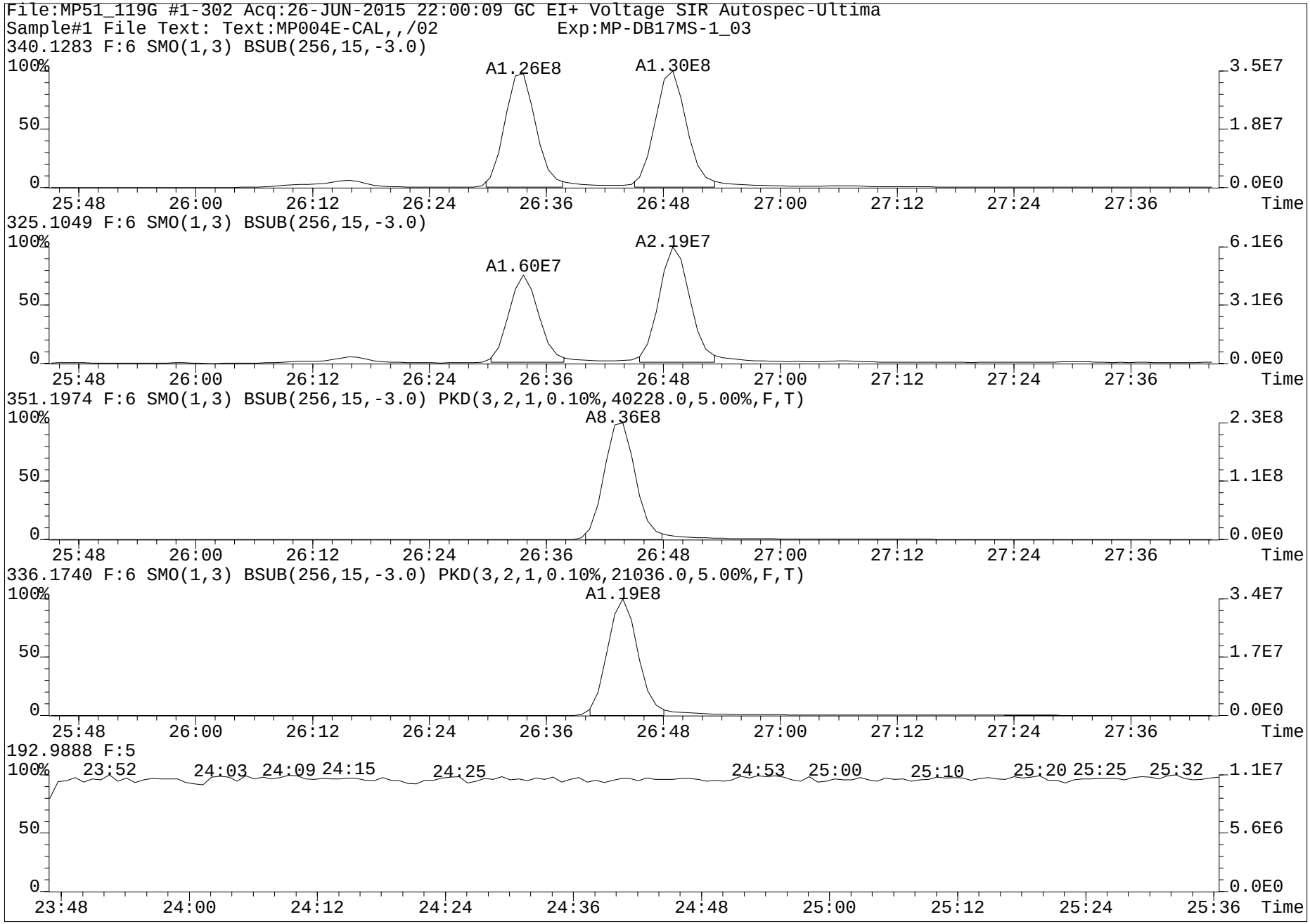
File:MP51_119G #1-302 Acq:26-JUN-2015 22:00:09 GC EI+ Voltage SIR Autospec-Ultima
Sample#1 File Text: Text:MP004E-CAL,,/02 Exp:MP-DB17MS-1_03
340.1283 F:6 SMO(1,3) BSUB(256,15,-3.0)
A1.26E8
A1.30E8
325.1049 F:6 SMO(1,3) BSUB(256,15,-3.0)
A1.60E7
A2.19E7
351.1974 F:6 SMO(1,3) BSUB(256,15,-3.0) PKD(3,2,1,0.10%,40228.0,5.00%,F,T)
A8.36E8
336.1740 F:6 SMO(1,3) BSUB(256,15,-3.0) PKD(3,2,1,0.10%,21036.0,5.00%,F,T)
A1.19E8
192.9888 F:5
100%
50
0
25:48
26:00
26:12
26:24
26:36
26:48
27:00
27:12
27:24
27:36
Time
3.5E7
1.8E7
0.0E0
6.1E6
3.1E6
2.3E8
1.1E8
3.4E7
1.7E7
23:52
24:03
24:09
24:15
24:25
24:53
25:00
25:10
25:20
25:25
25:32
1.1E7
5.6E6
23:48
24:00
24:12
24:24
24:36
24:48
25:00
25:12
25:24
25:36

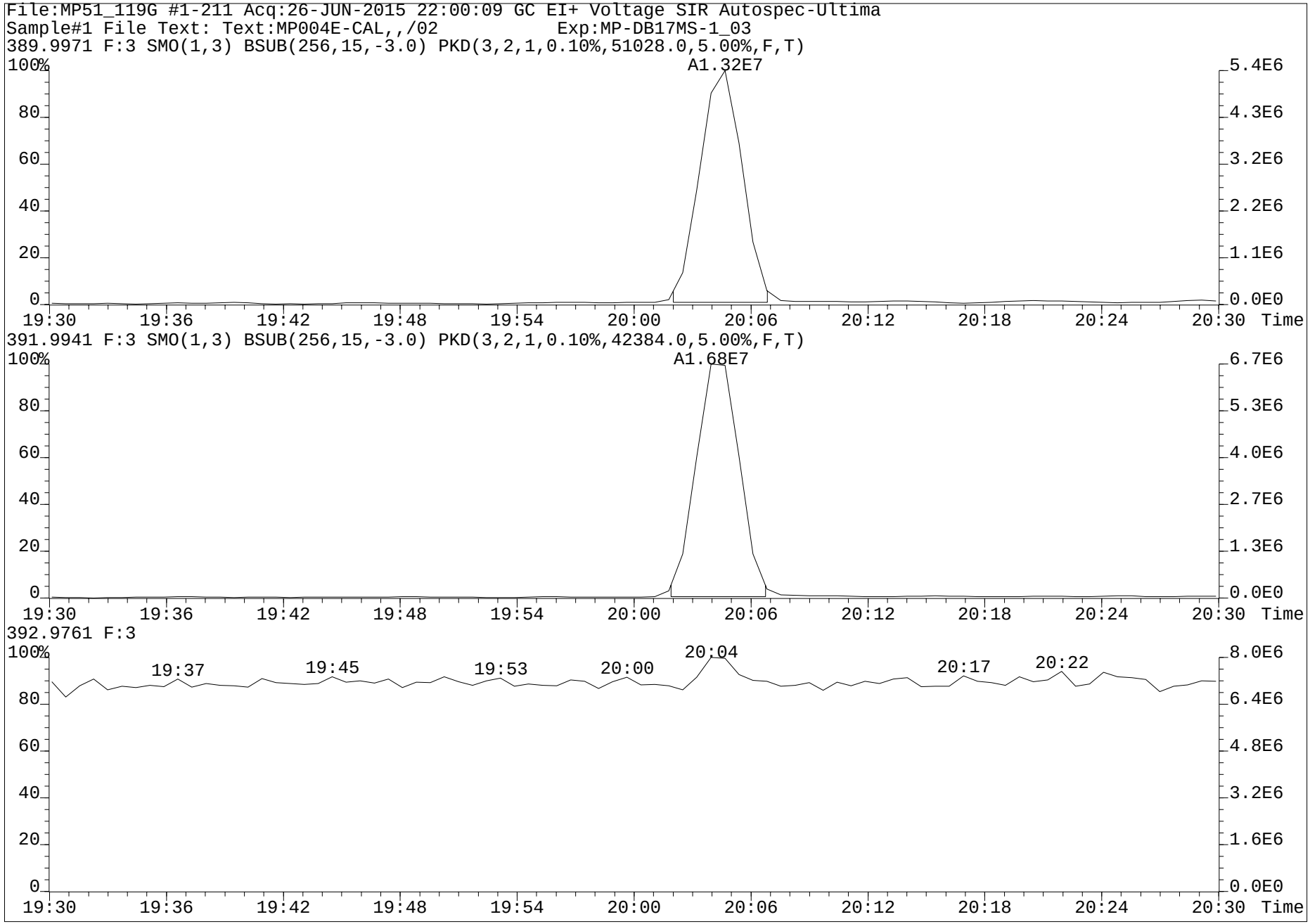
File:MP51_119G #1-211 Acq:26-JUN-2015 22:00:09 GC EI+ Voltage SIR Autospec-Ultima
Sample#1 File Text: Text:MP004E-CAL,,/02 Exp:MP-DB17MS-1_03
389.9971 F:3 SMO(1,3) BSUB(256,15,-3.0) PKD(3,2,1,0.10%,51028.0,5.00%,F,T)
A1.32E7
391.9941 F:3 SMO(1,3) BSUB(256,15,-3.0) PKD(3,2,1,0.10%,42384.0,5.00%,F,T)
A1.68E7
392.9761 F:3
19:37
19:45
19:53
20:00
20:04
20:17
20:22
Time

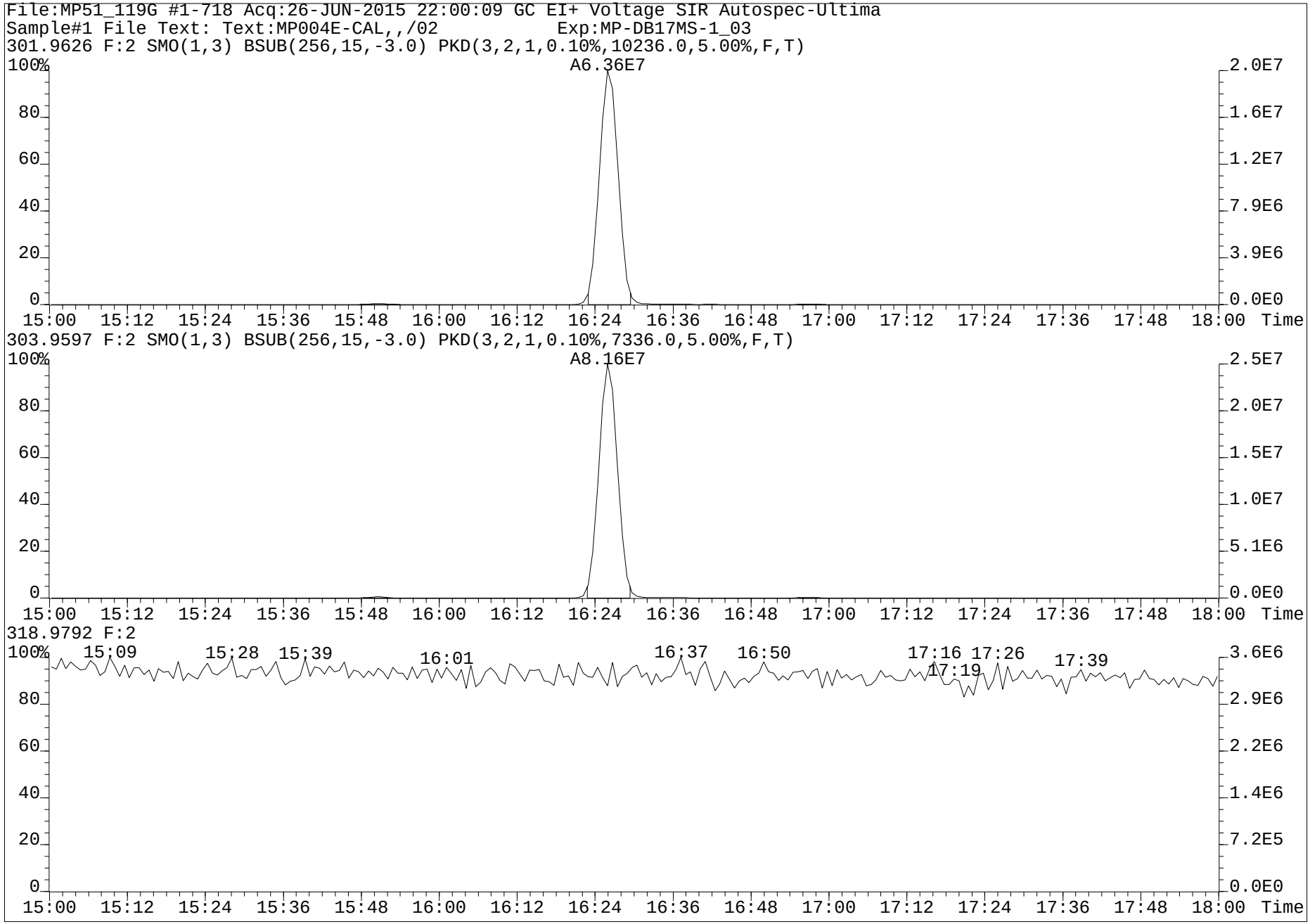
File:MP51_119G #1-718 Acq:26-JUN-2015 22:00:09 GC EI+ Voltage SIR Autospec-Ultima
Sample#1 File Text: Text:MP004E-CAL,,/02 Exp:MP-DB17MS-1_03
301.9626 F:2 SMO(1,3) BSUB(256,15,-3.0) PKD(3,2,1,0.10%,10236.0,5.00%,F,T)
A6.36E7
303.9597 F:2 SMO(1,3) BSUB(256,15,-3.0) PKD(3,2,1,0.10%,7336.0,5.00%,F,T)
A8.16E7
318.9792 F:2
15:09
15:28
15:39
16:01
16:37
16:50
17:16
17:19
17:26
17:39
Time

www.axysanalytical.com

Experiment : MP-DB17MS-1_03
GC Program : MP-DB17MS-1_01
Column type : DB17-MS
Serial # : USB503442H
kPa : 143
Vol injected: 2.0uL
PMT Voltage : 399

Temps -source: 250
-s resv: 160
-re_ent: 270
-cap_1 : 270
-cap_2 : 270

Tune : TD
List : TD
Check :
LIMS :
Logfile:

Date -list : 17-JUL-2015
-liner : 17-JUL-2015
-septum: 17-JUL-2015
-guard : 30CM 17-JuL-2014
-column: NEW 26-JUN-2010
-t line: NEW26-JUN-2015

#	Data file	S	V	Sample Text	Comments	Acquisition Date/Time
1	MP51_134	1	1	MP004E-CAL,,/03	1,,2.0uL CS-5/Cal	17-JUL-15 13:50:52
2	MP51_134	2	2	MP004E-CAL,,/03	1,,2.0uL CS-5/Cal	17-JUL-15 14:31:26
3	MP51_134	3	3	MP004D-CAL,,/03	1,,2.0uL CS-4	17-JUL-15 15:25:19
4	MP51_134	4	4	MP004C-CAL,,/03	1,,2.0uL CS-3	17-JUL-15 15:59:24
5	MP51_134	5	5	MP004B-CAL,,/03	1,,2.0uL CS-2	17-JUL-15 16:33:30
6	MP51_134	6	6	MP004A-CAL,,/03	1,,2.0uL CS-1/Sens	17-JUL-15 17:07:38
7	MP51_134	7	7	MP004H-CAL,,/03	1,,2.0uL CS-8	17-JUL-15 17:41:43
8	MP51_134	8	8	MP004G-CAL,,/03	1,,2.0uL CS-7	17-JUL-15 18:15:50
9	MP51_134	9	9	MP004F-CAL,,/03	1,,2.0uL CS-6	17-JUL-15 18:49:57
10	MP51_134	10	10	WG51611-102,WI2,SPM	4,WG51611,2.0/800uL	17-JUL-15 19:24:02
11	MP51_134	11	11	Toluene,,	1,,1.0uL	17-JUL-15 19:58:09
12	MP51_134	12	12	WG51611-104,I2,BLK	1,WG51611,2.0/200uL	17-JUL-15 20:32:13
13	MP51_134	13	13	L22965-49,I2,	1,WG51611,2.0/200uL	17-JUL-15 21:06:24
14	MP51_134	14	14	L22965-51,I2,	1,WG51611,2.0/200uL	17-JUL-15 21:40:30
15	MP51_134	15	15	L23367-1,I2,	1,WG51611,2.0/200uL	17-JUL-15 22:14:36
16	MP51_134	16	16	L22965-21,WI2,	4,WG51611,2.0/800uL	17-JUL-15 22:48:43
17	MP51_134	17	17	L23367-2,I2,	1,WG51611,2.0/200uL	17-JUL-15 23:22:48
18	MP51_134	18	18	L22965-23,WI2,	4,WG51611,2.0/800uL	17-JUL-15 23:56:54
19	MP51_134	19	19	L22965-52,WI2,	4,WG51611,2.0/800uL	18-JUL-15 00:31:01
20	MP51_134	20	20	MP004E-CAL,,/03	1,,2.0uL CS-5/Cal	18-JUL-15 01:05:05
21	MP51_134	21	21	Toluene,,	1,,1.0uL	18-JUL-15 01:39:12
22	MP51_134	22	22	L22965-24,WI2,	4,WG51611,2.0/800uL	18-JUL-15 02:13:19
23	MP51_134	23	23	L23367-5,I22,	1,WG51611,2.0/200uL	18-JUL-15 02:47:25
24	MP51_134	24	24	L22965-22,WI2,	4,WG51611,2.0/800uL	18-JUL-15 03:21:32
25	MP51_134	25	25	L23367-6,I22,	1,WG51611,2.0/200uL	18-JUL-15 03:55:32
26	MP51_134	26	26	L23367-10,WI2,	4,WG51611,2.0/800uL	18-JUL-15 04:29:37
27	MP51_134	27	27	L22965-50,I2,	1,WG51611,2.0/200uL	18-JUL-15 05:03:44
28	MP51_134	28	28	L23367-9,WI2,	4,WG51611,2.0/800uL	18-JUL-15 05:37:48
29	MP51_134	29	29	L23367-7,WI2,	4,WG51611,2.0/800uL	18-JUL-15 06:11:55
30	MP51_134	30	30	L23367-8,WI2,	4,WG51611,2.0/800uL	18-JUL-15 06:46:00
31	MP51_134	31	31	L23367-4,WI2,	4,WG51611,2.0/800uL	18-JUL-15 07:20:06
32	MP51_134	32	32	L23367-3,WI2,	4,WG51611,2.0/800uL	18-JUL-15 07:54:14
33	MP51_134	33	33	WG51611-103,I2,SAR	1,WG51611,2.0/200uL	18-JUL-15 08:28:20
34	MP51_134	34	34	MP004E-CAL,,/03	1,,1.0uL Cal	18-JUL-15 09:02:25
35	MP51_134	35	35	MP004E-CAL,,/03	1,,1.0uL Cal	18-JUL-15 09:36:31

www.axysanalytical.com

Run: mp51_134-a Analyte: MP-DB17-C» Cal: mp51_134-» Results: mp51_134-a Version: V3.6 6-JAN-2000 17:51:42

Name	Mean RRF	S. D.	%RSD	MP51_134 RRF#1	S6 SD	MP51_134 RRF#2	S5 SD	MP51_134 RRF#3	S4 SD	MP51_134 RRF#4	S3 SD	MP51_134 RRF#5	S2 SD
1-OH-Naphthalene	1.1988	0.043	3.55 %	1.17	-0.7	1.20	0.0	1.14	-1.4	1.15	-1.1	1.21	0.3
1-OH-Pyrene	1.0134	0.027	2.62 %	1.01	-0.1	1.00	-0.6	0.96	-2.1	1.02	0.2	1.02	0.3
3-OH-Chrysene	0.8146	0.193	23.67 %	1.16	1.8	0.89	0.4	0.92	0.6	0.81	0.0	0.74	-0.4
3-OH-Benz[a]anthracene	0.9826	0.127	12.96 %	0.86	-1.0	0.86	-1.0	0.92	-0.5	0.95	-0.3	1.00	0.1
7,8-OH-Benzo[a]pyrene-C	Div0	*	* %	*	*	*	*	*	*	*	*	*	*
7,8-OH-Benzo[a]pyrene-T	Div0	*	* %	*	*	*	*	*	*	*	*	*	*
7,8-OH-Benzo[a]pyrene-3	Div0	*	* %	*	*	*	*	*	*	*	*	*	*
9-OH-Benzo[a]pyrene	0.3680	0.080	21.62 %	0.27	-1.2	0.31	-0.7	0.33	-0.5	0.33	-0.5	0.38	0.2
3-OH-Benzo[a]pyrene	0.6423	0.032	4.91 %	0.61	-1.1	0.63	-0.4	0.64	0.1	0.63	-0.4	0.64	0.0
7,8-OH-Benzo[a]pyrene-4	Div0	*	* %	*	*	*	*	*	*	*	*	*	*
13C6-1-OH-Naphthalene	1.1218	0.071	6.36 %	1.18	0.8	1.13	0.1	1.12	0.0	1.11	-0.1	0.96	-2.3
13C6-1-OH-Pyrene	1.5211	0.047	3.09 %	1.52	-0.1	1.54	0.4	1.55	0.6	1.47	-1.1	1.45	-1.5
13C6-1-OH-BAA	1.1797	0.037	3.16 %	1.17	-0.2	1.16	-0.5	1.16	-0.4	1.20	0.5	1.11	-1.7
13C6-3-OH-Chrysene	1.3361	0.151	11.33 %	1.24	-0.7	1.24	-0.6	1.24	-0.7	1.27	-0.5	1.21	-0.8
D11-3-OH-Benzo[a]pyrene	0.5816	0.038	6.58 %	0.55	-0.8	0.55	-0.8	0.57	-0.3	0.55	-0.8	0.59	0.2
13C-CL4-OH-PCB-79	0.2107	0.021	10.02 %	0.19	-0.8	0.19	-0.9	0.19	-0.9	0.21	-0.1	0.20	-0.7
13C-CL4-PCB-79	Div0	*	* %	Div0	*	Div0	*	Div0	*	Div0	*	Div0	*
13C-CL4-PCB-81	-	-	- %	-	-	-	-	-	-	-	-	-	-
Fn1 Lock	-	-	- %	-	-	-	-	-	-	-	-	-	-
Fn2 Lock	-	-	- %	-	-	-	-	-	-	-	-	-	-
Fn3 Lock	-	-	- %	-	-	-	-	-	-	-	-	-	-
Fn4 Lock	-	-	- %	-	-	-	-	-	-	-	-	-	-
Fn4 Lock	-	-	- %	-	-	-	-	-	-	-	-	-	-
Fn5 Lock	-	-	- %	-	-	-	-	-	-	-	-	-	-
Fn6 Lock	-	-	- %	-	-	-	-	-	-	-	-	-	-

PV AS 23-JUL-2015

SV MM MM
10-Aug-2015

www.axysanalytical.com

Run #1 Filename MP51_134 S: 6 I: 1 Acquired: 17-JUL-15 17:07:38 Processed: 20-JUL-15 14:49:04
Run: mp51_134-a Analyte: MP-DB17-C06 Cal: mp51_134-8a Results: mp51_134-a Version: V3.6 6-JAN-2000 17:51:42
Sample text: MP004A-CAL,,/03 Comments: 1,,2.0uL CS-1/Sens F1: 0.05 F2: 1.00

	Typ	Name	Amount	Resp	RA		RT	RF	RRF		Modified?
1	Unk	1-OH-Naphthalene	206.00	8.54e+08	0.87	n	8:07	-	1.1688	y	n
2	Unk	1-OH-Pyrene	206.00	9.47e+08	3.46	n	20:43	-	1.0105	y	n
3	Unk	3-OH-Chrysene	0.26	1.10e+06	2.28	n	22:59	-	1.1586	y	n
4	Unk	3-OH-Benz[a]anthracene	0.25	7.60e+05	2.11	n	23:10	-	0.8551	y	y
5	Unk	7,8-OH-Benzo[a]pyrene-C	0.25	*	*	n	NotF»	-	*	n	n
6	Unk	7,8-OH-Benzo[a]pyrene-T	0.25	*	*	n	NotF»	-	*	n	n
7	Unk	7,8-OH-Benzo[a]pyrene-3	0.51	*	*	n	NotF»	-	*	n	n
8	Unk	9-OH-Benzo[a]pyrene	0.26	2.59e+05	7.90	n	26:26	-	0.2722	y	y
9	Unk	3-OH-Benzo[a]pyrene	0.26	2.62e+05	4.11	n	26:40	-	0.6064	y	y
10	Unk	7,8-OH-Benzo[a]pyrene-4	0.51	*	*	n	NotF»	-	*	n	n
11	IS	13C6-1-OH-Naphthalene	250.00	8.86e+08	0.79	n	8:06	-	1.1818	y	n
12	IS	13C6-1-OH-Pyrene	250.00	1.14e+09	3.27	n	20:43	-	1.5157	y	n
13	IS	13C6-1-OH-BAA	252.00	8.85e+08	2.31	n	22:26	-	1.1708	y	n
14	IS	13C6-3-OH-Chrysene	252.50	9.36e+08	2.07	n	22:59	-	1.2353	y	n
15	IS	D11-3-OH-Benzo[a]pyrene	248.80	4.10e+08	6.29	n	26:36	-	0.5498	y	n
16	IS	13C-CL4-OH-PCB-79	50.00	2.91e+07	0.78	y	20:02	-	0.1943	y	n
17	IS	13C-CL4-PCB-79	0.00	*	*	n	NotF»	-	Div0	n	n
18	RS	13C-CL4-PCB-81	50.00	1.50e+08	0.79	y	16:23	3.00e+06	-	n	n
19	Tot	Fn1 Lock	0.00	-			-	-	-	n	n
20	Tot	Fn2 Lock	0.00	-			-	-	-	n	n
21	Tot	Fn3 Lock	0.00	-			-	-	-	n	n
22	Tot	Fn4 Lock	0.00	-			-	-	-	n	n
23	Tot	Fn4 Lock	0.00	-			-	-	-	n	n
24	Tot	Fn5 Lock	0.00	-			-	-	-	n	n
25	Tot	Fn6 Lock	0.00	-			-	-	-	n	n

PV AS 23-JUL-2015

SV by MW
10-Aug-2015

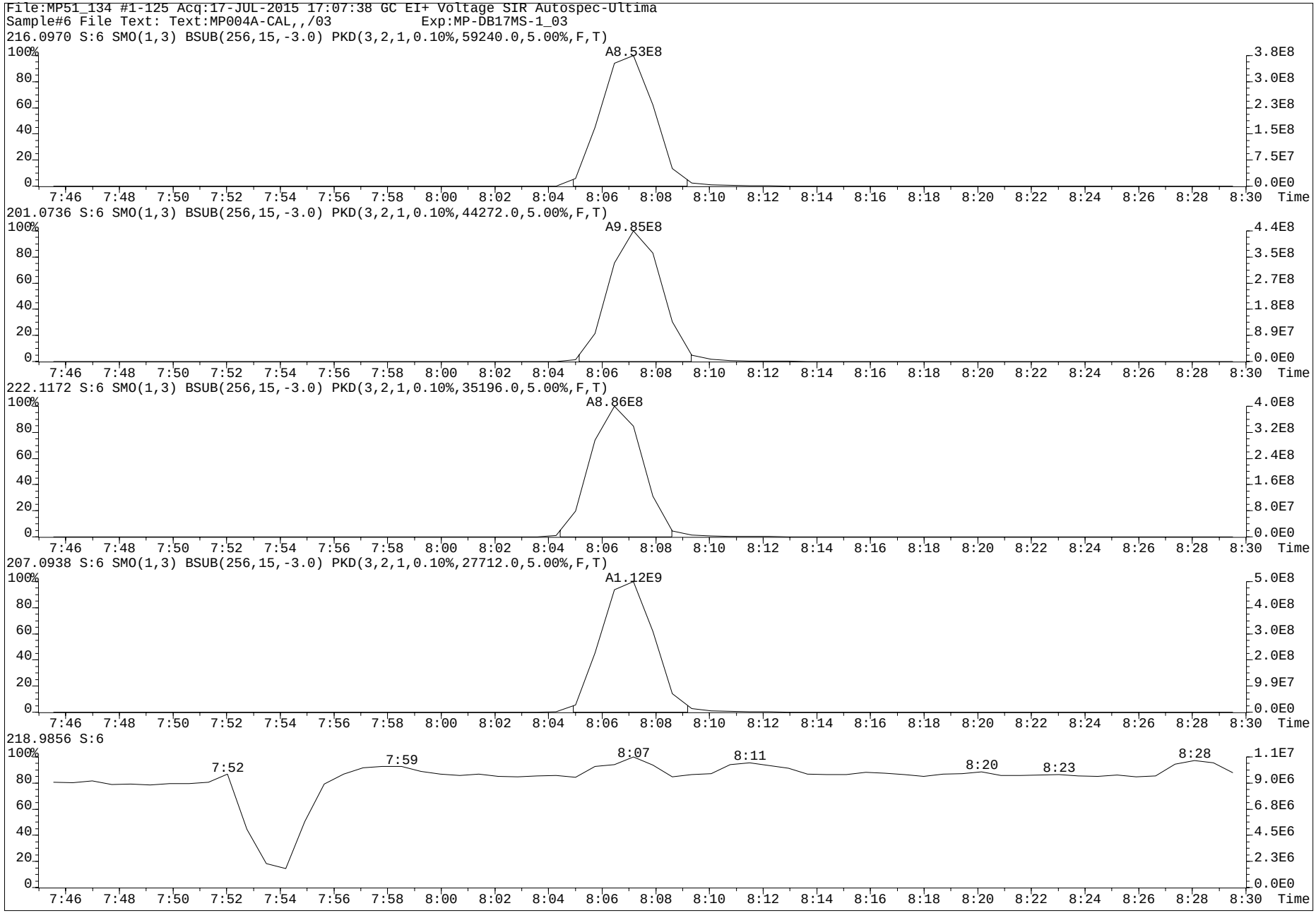
File:MP51_134 #1-125 Acq:17-JUL-2015 17:07:38 GC EI+ Voltage SIR Autospec-Ultima
Sample#6 File Text: Text:MP004A-CAL,,/03 Exp:MP-DB17MS-1_03
216.0970 S:6 SMO(1,3) BSUB(256,15,-3.0) PKD(3,2,1,0.10%,59240.0,5.00%,F,T)
A8.53E8
201.0736 S:6 SMO(1,3) BSUB(256,15,-3.0) PKD(3,2,1,0.10%,44272.0,5.00%,F,T)
A9.85E8
222.1172 S:6 SMO(1,3) BSUB(256,15,-3.0) PKD(3,2,1,0.10%,35196.0,5.00%,F,T)
A8.86E8
207.0938 S:6 SMO(1,3) BSUB(256,15,-3.0) PKD(3,2,1,0.10%,27712.0,5.00%,F,T)
A1.12E9
218.9856 S:6
7:52
7:59
8:07
8:11
8:20
8:23
8:28
Time

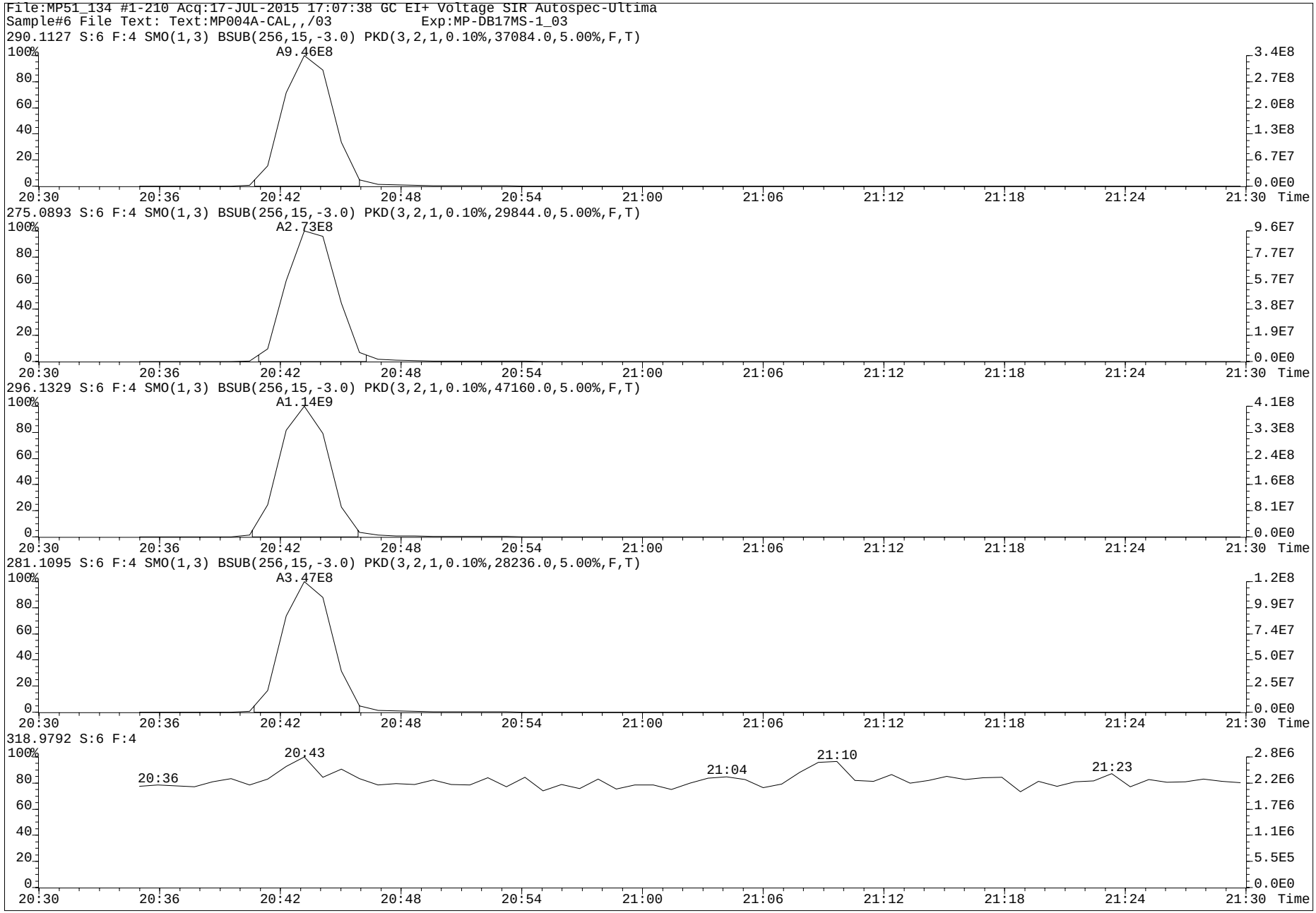
File:MP51_134 #1-210 Acq:17-JUL-2015 17:07:38 GC EI+ Voltage SIR Autospec-Ultima
Sample#6 File Text: Text:MP004A-CAL,,/03 Exp:MP-DB17MS-1_03
290.1127 S:6 F:4 SMO(1,3) BSUB(256,15,-3.0) PKD(3,2,1,0.10%,37084.0,5.00%,F,T)
A9.46E8
275.0893 S:6 F:4 SMO(1,3) BSUB(256,15,-3.0) PKD(3,2,1,0.10%,29844.0,5.00%,F,T)
A2.73E8
296.1329 S:6 F:4 SMO(1,3) BSUB(256,15,-3.0) PKD(3,2,1,0.10%,47160.0,5.00%,F,T)
A1.14E9
281.1095 S:6 F:4 SMO(1,3) BSUB(256,15,-3.0) PKD(3,2,1,0.10%,28236.0,5.00%,F,T)
A3.47E8
318.9792 S:6 F:4
20:36
20:43
21:04
21:10
21:23
Time

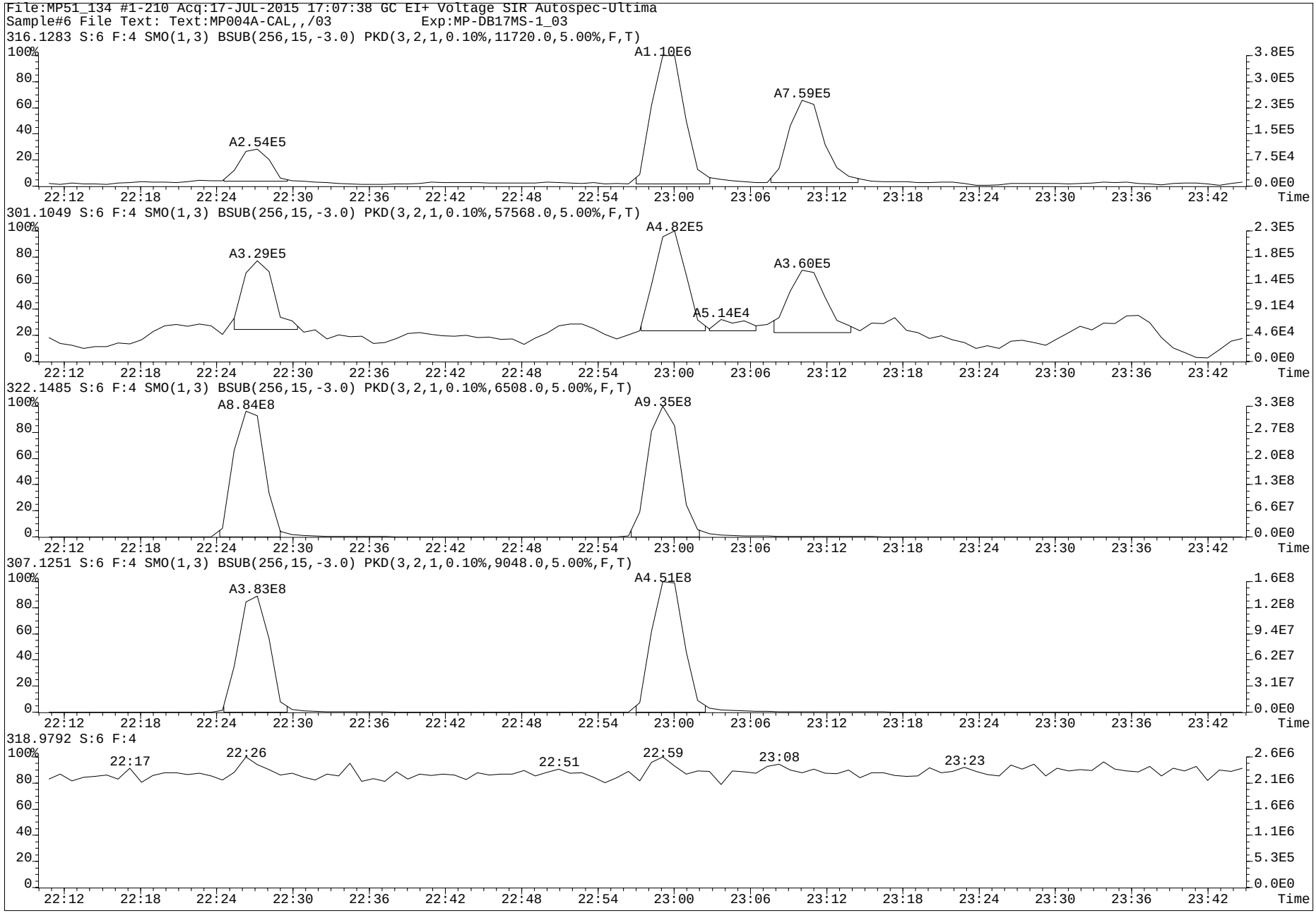
File:MP51_134 #1-210 Acq:17-JUL-2015 17:07:38 GC EI+ Voltage SIR Autospec-Ultima
Sample#6 File Text: Text:MP004A-CAL,,/03 Exp:MP-DB17MS-1_03
316.1283 S:6 F:4 SMO(1,3) BSUB(256,15,-3.0) PKD(3,2,1,0.10%,11720.0,5.00%,F,T)
A1.10E6
A7.59E5
A2.54E5
301.1049 S:6 F:4 SMO(1,3) BSUB(256,15,-3.0) PKD(3,2,1,0.10%,57568.0,5.00%,F,T)
A4.82E5
A3.29E5
A3.60E5
A5.14E4
322.1485 S:6 F:4 SMO(1,3) BSUB(256,15,-3.0) PKD(3,2,1,0.10%,6508.0,5.00%,F,T)
A8.84E8
A9.35E8
307.1251 S:6 F:4 SMO(1,3) BSUB(256,15,-3.0) PKD(3,2,1,0.10%,9048.0,5.00%,F,T)
A4.51E8
A3.83E8
318.9792 S:6 F:4
22:17
22:26
22:51
22:59
23:08
23:23
Time

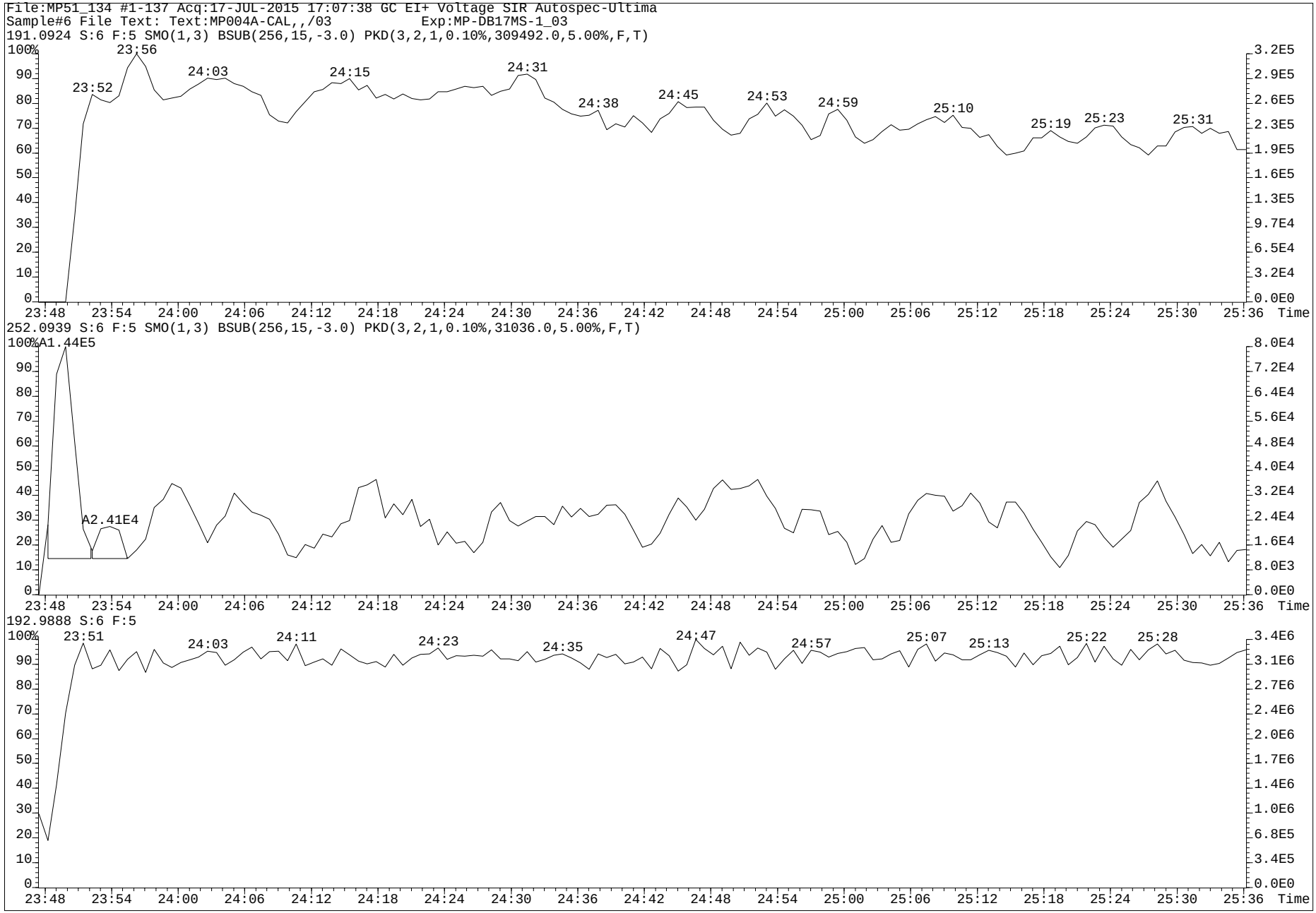
File:MP51_134 #1-137 Acq:17-JUL-2015 17:07:38 GC EI+ Voltage SIR Autospec-Ultima
Sample#6 File Text: Text:MP004A-CAL,,/03 Exp:MP-DB17MS-1_03
191.0924 S:6 F:5 SMO(1,3) BSUB(256,15,-3.0) PKD(3,2,1,0.10%,309492.0,5.00%,F,T)
23:52
23:56
24:03
24:15
24:31
24:38
24:45
24:53
24:59
25:10
25:19
25:23
25:31
252.0939 S:6 F:5 SMO(1,3) BSUB(256,15,-3.0) PKD(3,2,1,0.10%,31036.0,5.00%,F,T)
A1.44E5
A2.41E4
192.9888 S:6 F:5
23:51
24:03
24:11
24:23
24:35
24:47
24:57
25:07
25:13
25:22
25:28
Time

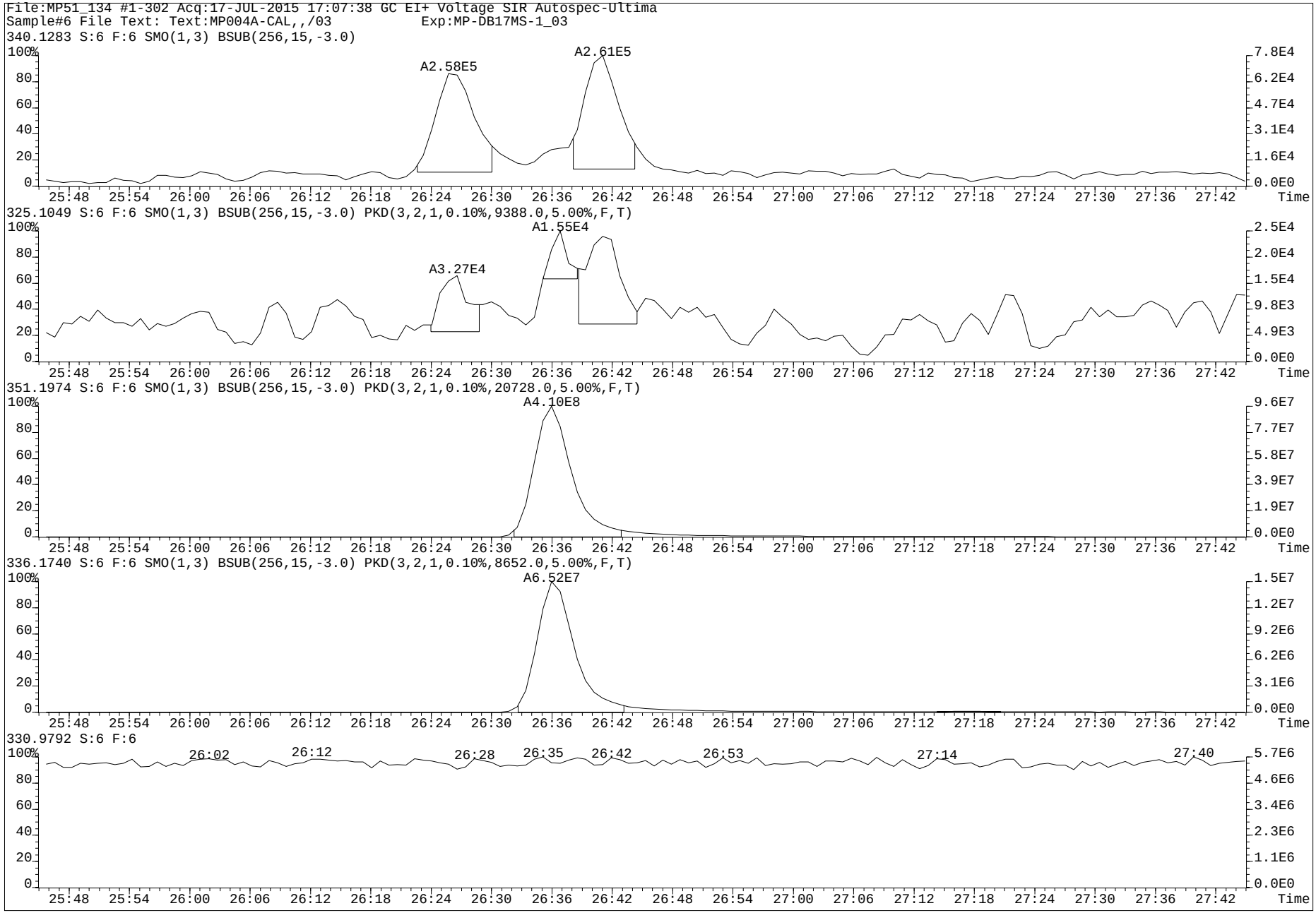
File:MP51_134 #1-302 Acq:17-JUL-2015 17:07:38 GC EI+ Voltage SIR Autospec-Ultima
Sample#6 File Text: Text:MP004A-CAL,,/03 Exp:MP-DB17MS-1_03
340.1283 S:6 F:6 SMO(1,3) BSUB(256,15,-3.0)
A2.58E5
A2.61E5
325.1049 S:6 F:6 SMO(1,3) BSUB(256,15,-3.0) PKD(3,2,1,0.10%,9388.0,5.00%,F,T)
A3.27E4
A1.55E4
351.1974 S:6 F:6 SMO(1,3) BSUB(256,15,-3.0) PKD(3,2,1,0.10%,20728.0,5.00%,F,T)
A4.10E8
336.1740 S:6 F:6 SMO(1,3) BSUB(256,15,-3.0) PKD(3,2,1,0.10%,8652.0,5.00%,F,T)
A6.52E7
330.9792 S:6 F:6
26:02
26:12
26:28
26:35
26:42
26:53
27:14
27:40
Time

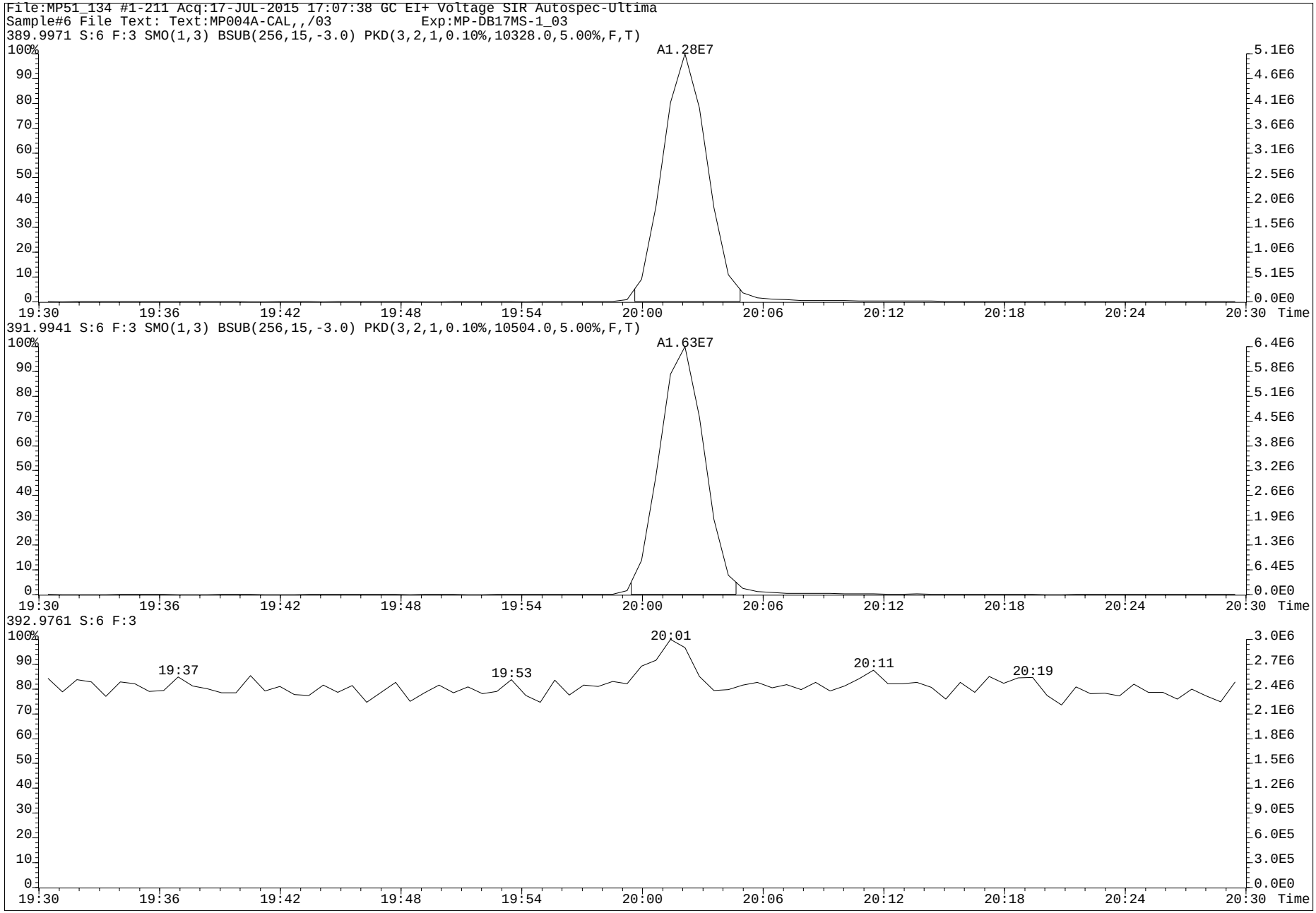
File:MP51_134 #1-211 Acq:17-JUL-2015 17:07:38 GC EI+ Voltage SIR Autospec-Ultima
Sample#6 File Text: Text:MP004A-CAL,,/03 Exp:MP-DB17MS-1_03
389.9971 S:6 F:3 SMO(1,3) BSUB(256,15,-3.0) PKD(3,2,1,0.10%,10328.0,5.00%,F,T)
A1.28E7
391.9941 S:6 F:3 SMO(1,3) BSUB(256,15,-3.0) PKD(3,2,1,0.10%,10504.0,5.00%,F,T)
A1.63E7
392.9761 S:6 F:3
19:37
19:53
20:01
20:11
20:19
Time

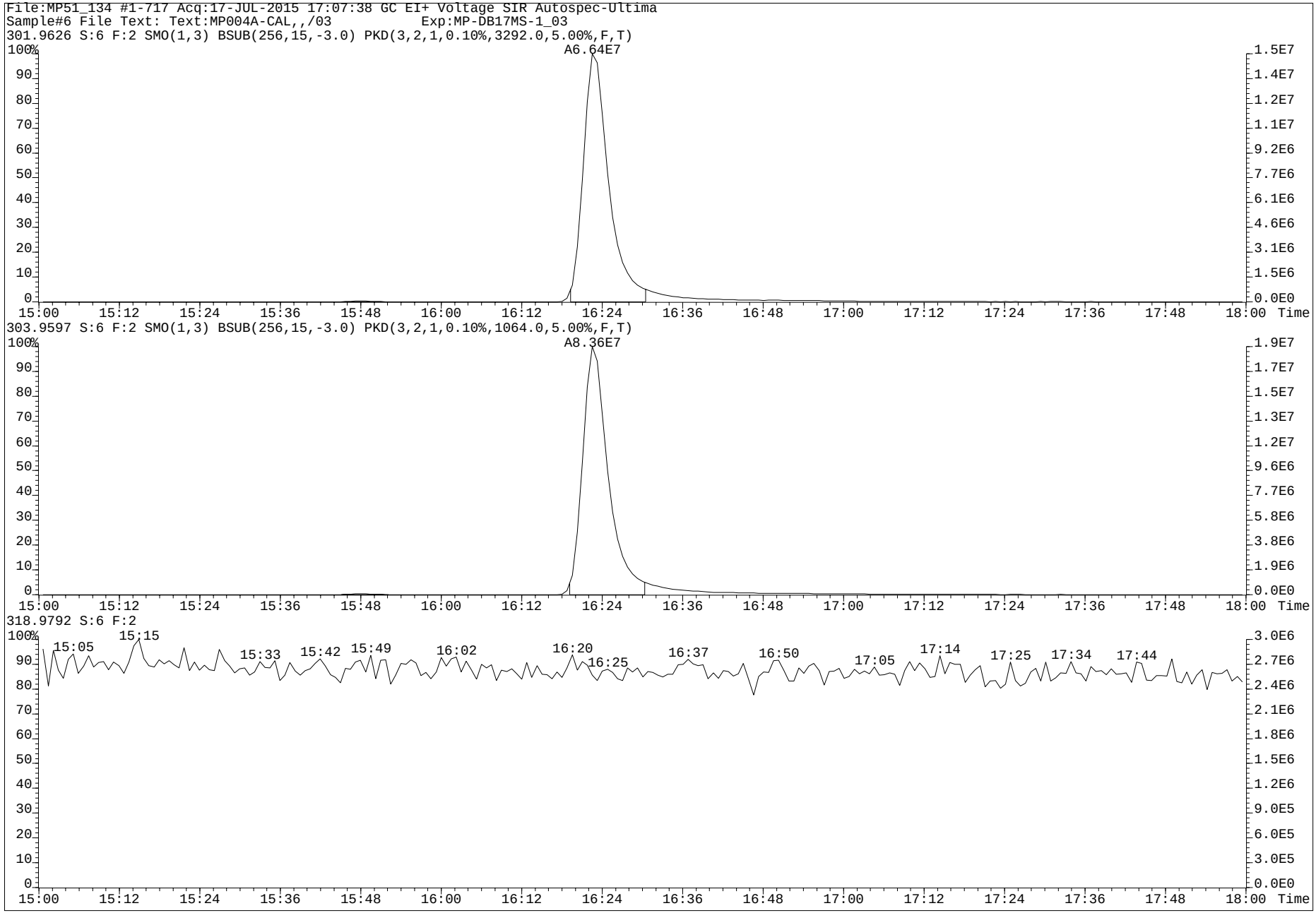
File:MP51_134 #1-717 Acq:17-JUL-2015 17:07:38 GC EI+ Voltage SIR Autospec-Ultima
Sample#6 File Text: Text:MP004A-CAL,,/03 Exp:MP-DB17MS-1_03
301.9626 S:6 F:2 SMO(1,3) BSUB(256,15,-3.0) PKD(3,2,1,0.10%,3292.0,5.00%,F,T)
A6.64E7
303.9597 S:6 F:2 SMO(1,3) BSUB(256,15,-3.0) PKD(3,2,1,0.10%,1064.0,5.00%,F,T)
A8.36E7
318.9792 S:6 F:2
15:05
15:15
15:33
15:42
15:49
16:02
16:20
16:25
16:37
16:50
17:05
17:14
17:25
17:34
17:44
Time

www.axysanalytical.com

Run #2 Filename MP51_134 S: 5 I: 1 Acquired: 17-JUL-15 16:33:30 Processed: 20-JUL-15 14:49:05
Run: mp51_134-a Analyte: MP-DB17-C06 Cal: mp51_134-8a Results: mp51_134-a Version: V3.6 6-JAN-2000 17:51:42
Sample text: MP004B-CAL,,/03 Comments: 1,,2.0uL CS-2 F1: 0.10 F2: 1.00

	Typ	Name	Amount	Resp	RA		RT	RF	RRF		Modified?	
1	Unk	1-OH-Naphthalene	206.00	8.55e+08	0.88	n	8:06	-	1.1984	y	n	
2	Unk	1-OH-Pyrene	206.00	9.74e+08	3.50	n	20:43	-	0.9969	y	n	
3	Unk	3-OH-Chrysene	0.51	1.74e+06	1.85	n	22:59	-	0.8942	y	n	
4	Unk	3-OH-Benz[a]anthracene	0.51	1.55e+06	2.50	n	23:10	-	0.8600	y	n	
5	Unk	7,8-OH-Benzo[a]pyrene-C	0.51	*	*	n	NotF»	-	*	n	n	
6	Unk	7,8-OH-Benzo[a]pyrene-T	0.51	*	*	n	NotF»	-	*	n	n	
7	Unk	7,8-OH-Benzo[a]pyrene-3	1.01	*	*	n	NotF»	-	*	n	n	
8	Unk	9-OH-Benzo[a]pyrene	0.51	6.04e+05	5.11	n	26:26	-	0.3089	y	y	
9	Unk	3-OH-Benzo[a]pyrene	0.52	5.57e+05	5.90	n	26:41	-	0.6294	y	y	
10	Unk	7,8-OH-Benzo[a]pyrene-4	1.01	*	*	n	NotF»	-	*	n	n	
11	IS	13C6-1-OH-Naphthalene	250.00	8.66e+08	0.79	n	8:06	-	1.1258	y	n	
12	IS	13C6-1-OH-Pyrene	250.00	1.19e+09	3.35	n	20:43	-	1.5417	y	n	
13	IS	13C6-1-OH-BAA	252.00	9.00e+08	2.35	n	22:26	-	1.1606	y	n	
14	IS	13C6-3-OH-Chrysene	252.50	9.62e+08	2.04	n	22:59	-	1.2383	y	n	
15	IS	D11-3-OH-Benzo[a]pyrene	248.80	4.21e+08	6.17	n	26:36	-	0.5495	y	n	
16	IS	13C-CL4-OH-PCB-79	50.00	2.95e+07	0.78	y	20:02	-	0.1921	y	n	
17	IS	13C-CL4-PCB-79	0.00	*	*	n	NotF»	-	Div0	n	n	
18	RS	13C-CL4-PCB-81	50.00	1.54e+08	0.79	y	16:23	3.08e+06	-	n	n	
19	Tot	Fn1 Lock	0.00	-			-	-	-	n	n	
20	Tot	Fn2 Lock	0.00	-			-	-	-	n	n	
21	Tot	Fn3 Lock	0.00	-			-	-	-	n	n	
22	Tot	Fn4 Lock	0.00	-			-	-	-	n	n	
23	Tot	Fn4 Lock	0.00	-			-	-	-	n	n	
24	Tot	Fn5 Lock	0.00	-			-	-	-	n	n	
25	Tot	Fn6 Lock	0.00	-			-	-	-	n	n	

PV AS 23-JUL-2015

SV by MW
10-Aug-2015

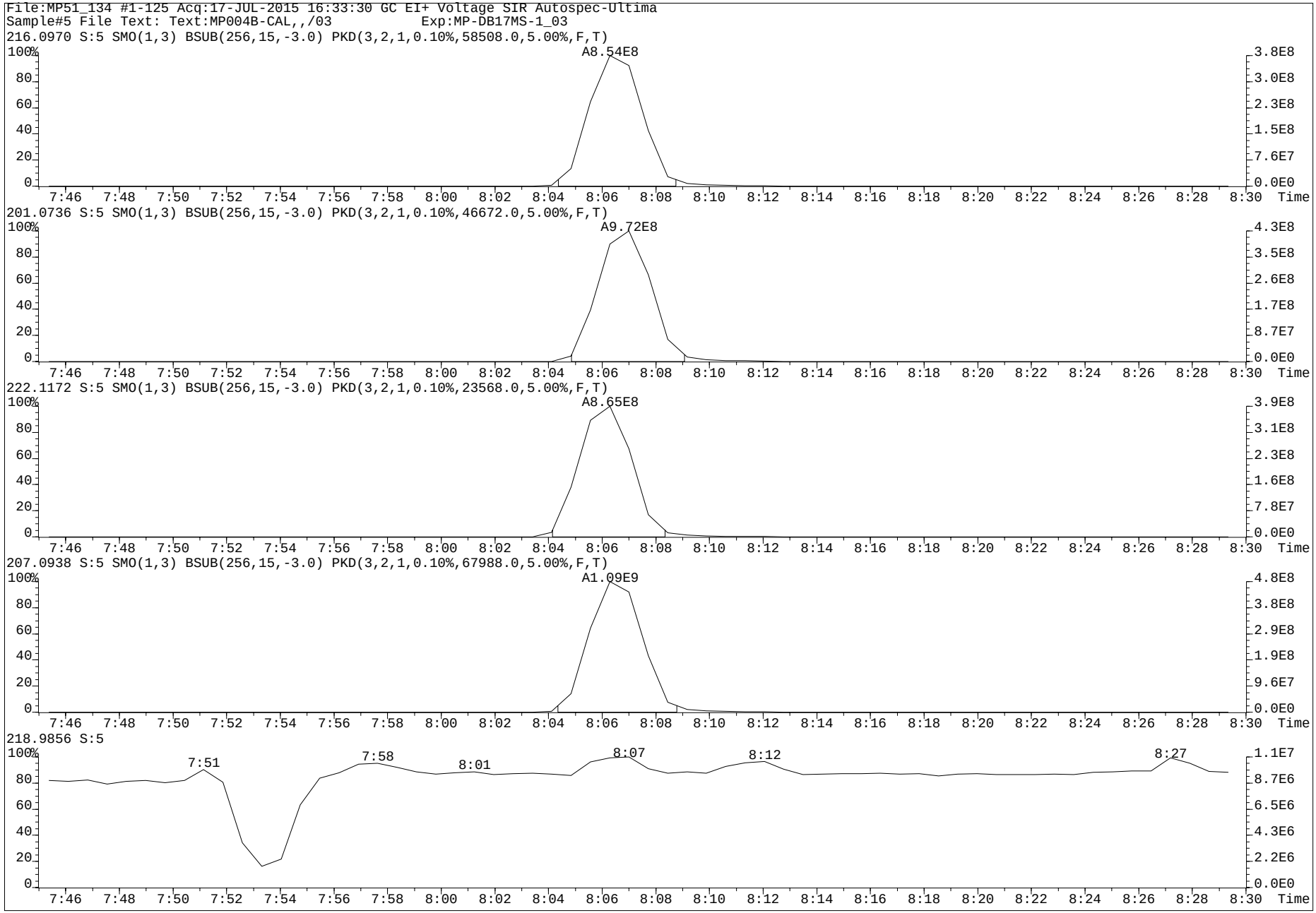
File:MP51_134 #1-125 Acq:17-JUL-2015 16:33:30 GC EI+ Voltage SIR Autospec-Ultima
Sample#5 File Text: Text:MP004B-CAL,,/03 Exp:MP-DB17MS-1_03
216.0970 S:5 SMO(1,3) BSUB(256,15,-3.0) PKD(3,2,1,0.10%,58508.0,5.00%,F,T)
A8.54E8
201.0736 S:5 SMO(1,3) BSUB(256,15,-3.0) PKD(3,2,1,0.10%,46672.0,5.00%,F,T)
A9.72E8
222.1172 S:5 SMO(1,3) BSUB(256,15,-3.0) PKD(3,2,1,0.10%,23568.0,5.00%,F,T)
A8.65E8
207.0938 S:5 SMO(1,3) BSUB(256,15,-3.0) PKD(3,2,1,0.10%,67988.0,5.00%,F,T)
A1.09E9
218.9856 S:5
7:51
7:58
8:01
8:07
8:12
8:27
Time

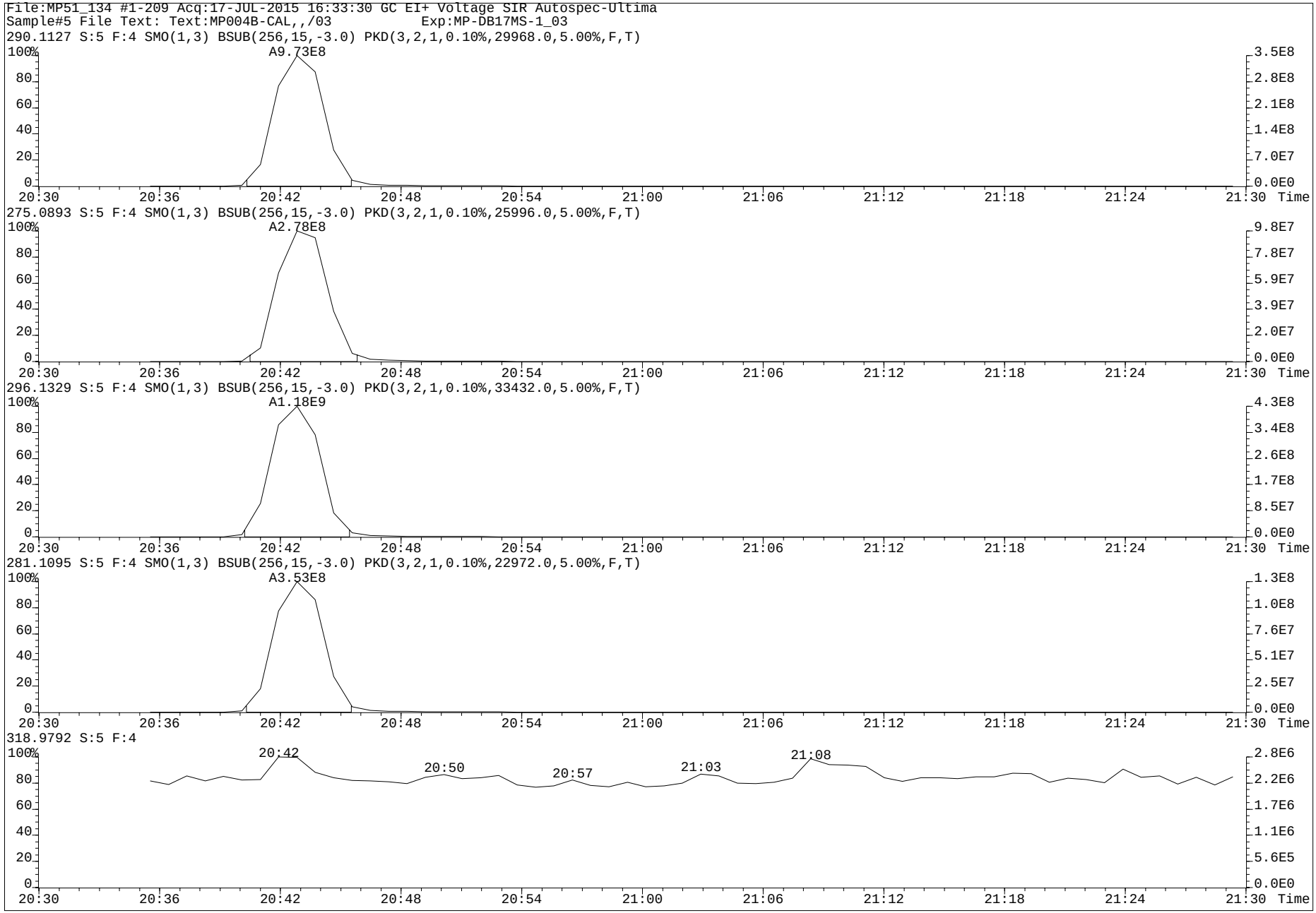
File:MP51_134 #1-209 Acq:17-JUL-2015 16:33:30 GC EI+ Voltage SIR Autospec-Ultima
Sample#5 File Text: Text:MP004B-CAL,,/03 Exp:MP-DB17MS-1_03
290.1127 S:5 F:4 SMO(1,3) BSUB(256,15,-3.0) PKD(3,2,1,0.10%,29968.0,5.00%,F,T)
A9.73E8
275.0893 S:5 F:4 SMO(1,3) BSUB(256,15,-3.0) PKD(3,2,1,0.10%,25996.0,5.00%,F,T)
A2.78E8
296.1329 S:5 F:4 SMO(1,3) BSUB(256,15,-3.0) PKD(3,2,1,0.10%,33432.0,5.00%,F,T)
A1.18E9
281.1095 S:5 F:4 SMO(1,3) BSUB(256,15,-3.0) PKD(3,2,1,0.10%,22972.0,5.00%,F,T)
A3.53E8
318.9792 S:5 F:4
20:42
20:50
20:57
21:03
21:08
20:30 20:36 20:42 20:48 20:54 21:00 21:06 21:12 21:18 21:24 21:30 Time

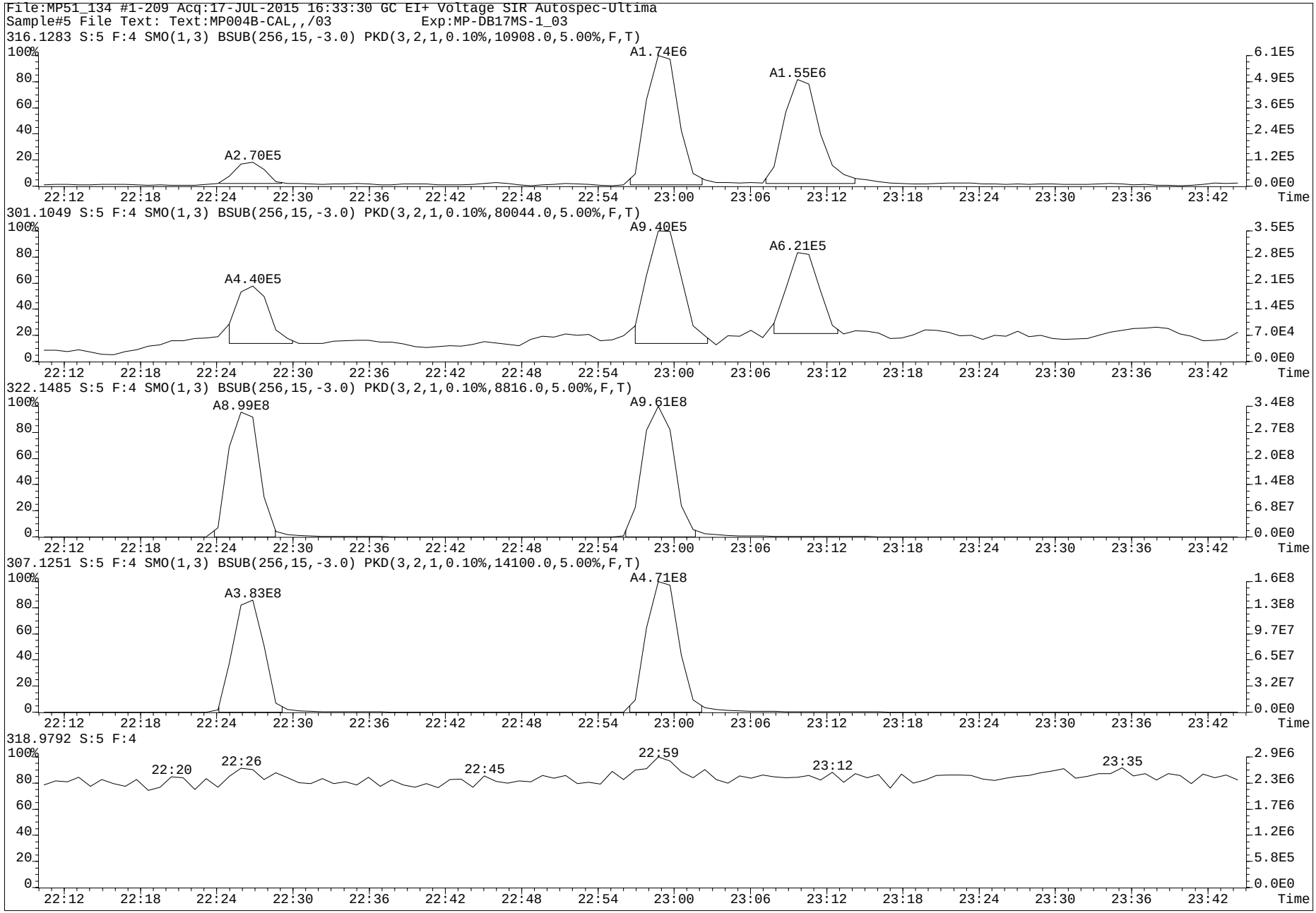
File:MP51_134 #1-209 Acq:17-JUL-2015 16:33:30 GC EI+ Voltage SIR Autospec-Ultima
Sample#5 File Text: Text:MP004B-CAL,,/03 Exp:MP-DB17MS-1_03
316.1283 S:5 F:4 SMO(1,3) BSUB(256,15,-3.0) PKD(3,2,1,0.10%,10908.0,5.00%,F,T)
A1.74E6
A1.55E6
A2.70E5
301.1049 S:5 F:4 SMO(1,3) BSUB(256,15,-3.0) PKD(3,2,1,0.10%,80044.0,5.00%,F,T)
A9.40E5
A6.21E5
A4.40E5
322.1485 S:5 F:4 SMO(1,3) BSUB(256,15,-3.0) PKD(3,2,1,0.10%,8816.0,5.00%,F,T)
A8.99E8
A9.61E8
307.1251 S:5 F:4 SMO(1,3) BSUB(256,15,-3.0) PKD(3,2,1,0.10%,14100.0,5.00%,F,T)
A4.71E8
A3.83E8
318.9792 S:5 F:4
22:20
22:26
22:45
22:59
23:12
23:35
Time

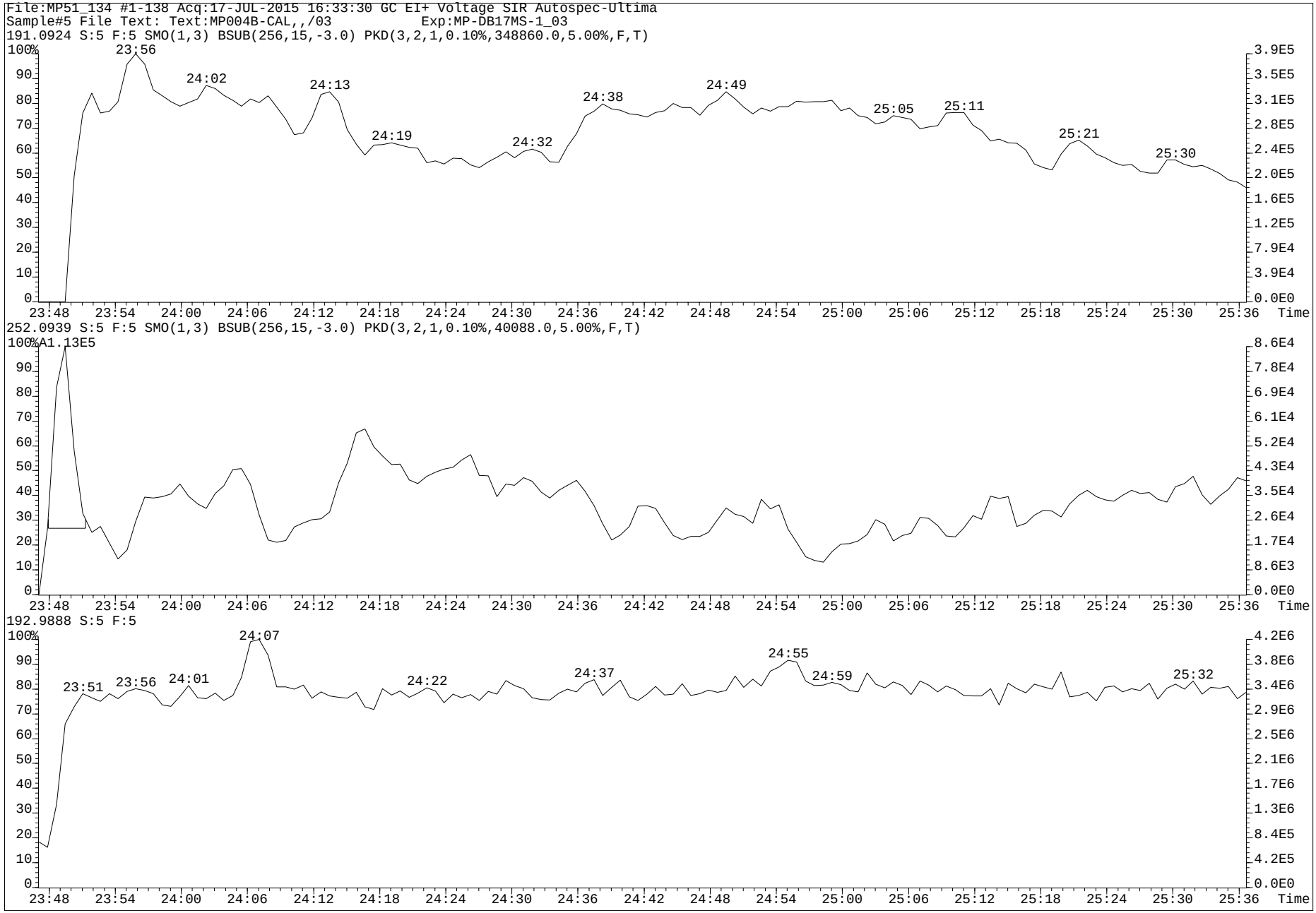
File:MP51_134 #1-138 Acq:17-JUL-2015 16:33:30 GC EI+ Voltage SIR Autospec-Ultima
Sample#5 File Text: Text:MP004B-CAL,,/03 Exp:MP-DB17MS-1_03
191.0924 S:5 F:5 SMO(1,3) BSUB(256,15,-3.0) PKD(3,2,1,0.10%,348860.0,5.00%,F,T)
23:56
24:02
24:13
24:19
24:32
24:38
24:49
25:05
25:11
25:21
25:30
252.0939 S:5 F:5 SMO(1,3) BSUB(256,15,-3.0) PKD(3,2,1,0.10%,40088.0,5.00%,F,T)
A1.13E5
192.9888 S:5 F:5
23:51
23:56
24:01
24:07
24:22
24:37
24:55
24:59
25:32
Time

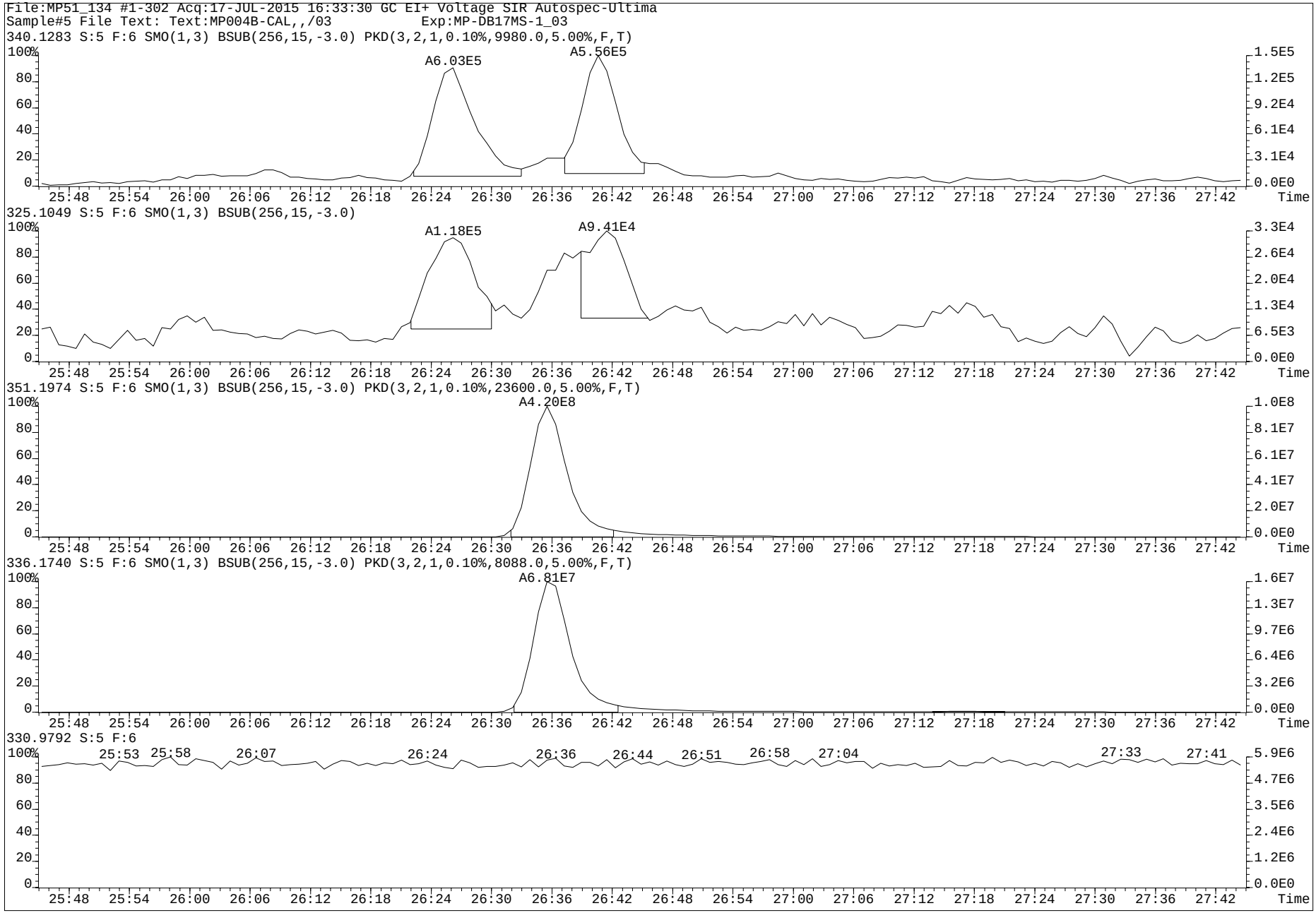
File:MP51_134 #1-302 Acq:17-JUL-2015 16:33:30 GC EI+ Voltage SIR Autospec-Ultima
Sample#5 File Text: Text:MP004B-CAL,,/03 Exp:MP-DB17MS-1_03
340.1283 S:5 F:6 SMO(1,3) BSUB(256,15,-3.0) PKD(3,2,1,0.10%,9980.0,5.00%,F,T)
A6.03E5
A5.56E5
325.1049 S:5 F:6 SMO(1,3) BSUB(256,15,-3.0)
A1.18E5
A9.41E4
351.1974 S:5 F:6 SMO(1,3) BSUB(256,15,-3.0) PKD(3,2,1,0.10%,23600.0,5.00%,F,T)
A4.20E8
336.1740 S:5 F:6 SMO(1,3) BSUB(256,15,-3.0) PKD(3,2,1,0.10%,8088.0,5.00%,F,T)
A6.81E7
330.9792 S:5 F:6
25:53 25:58 26:07 26:24 26:36 26:44 26:51 26:58 27:04 27:33 27:41
Time

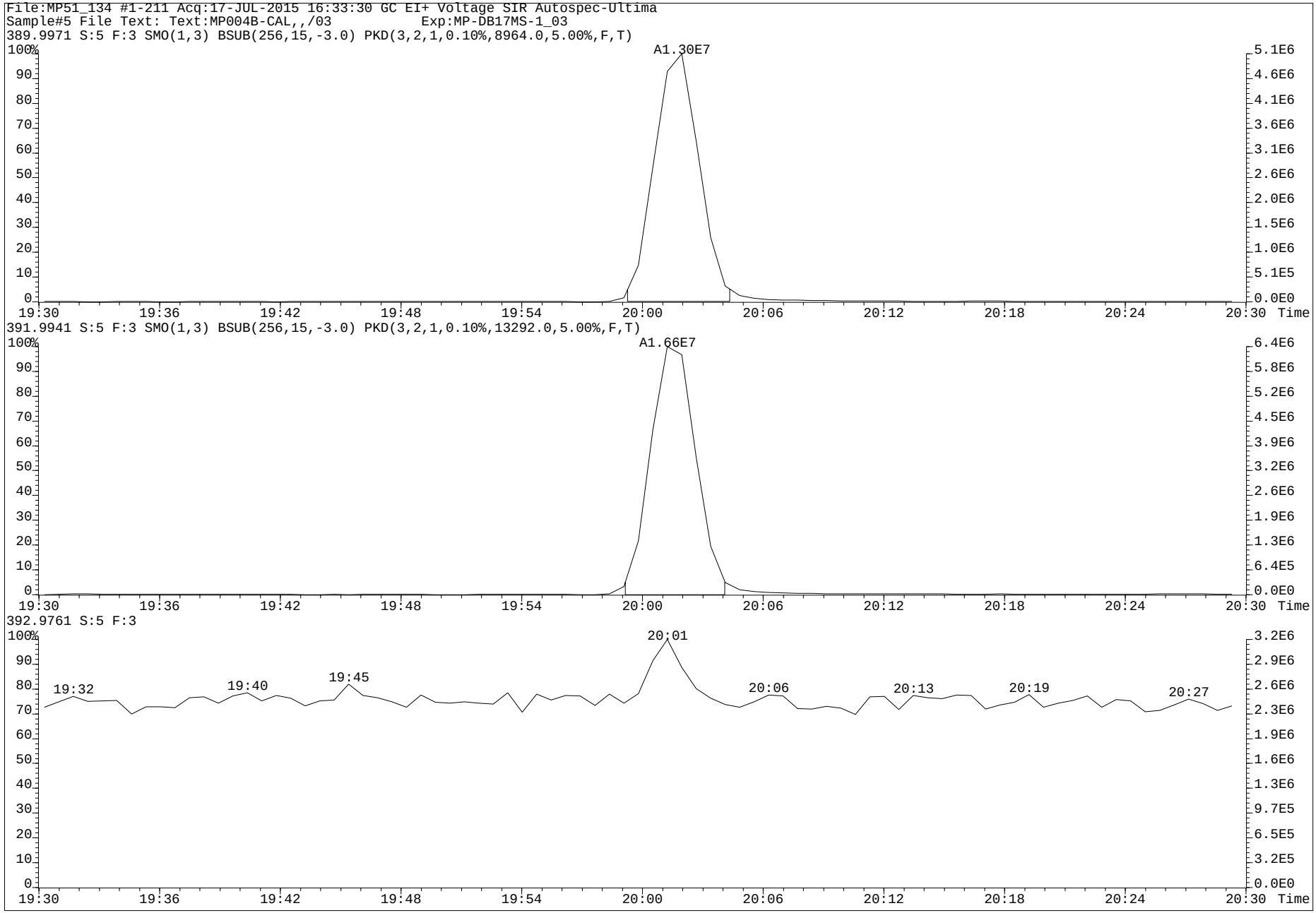
File:MP51_134 #1-211 Acq:17-JUL-2015 16:33:30 GC EI+ Voltage SIR Autospec-Ultima
Sample#5 File Text: Text:MP004B-CAL,,/03 Exp:MP-DB17MS-1_03
389.9971 S:5 F:3 SMO(1,3) BSUB(256,15,-3.0) PKD(3,2,1,0.10%,8964.0,5.00%,F,T)
A1.30E7
391.9941 S:5 F:3 SMO(1,3) BSUB(256,15,-3.0) PKD(3,2,1,0.10%,13292.0,5.00%,F,T)
A1.66E7
392.9761 S:5 F:3
20:01
19:32
19:40
19:45
20:06
20:13
20:19
20:27
19:30
19:36
19:42
19:48
19:54
20:00
20:06
20:12
20:18
20:24
20:30
Time

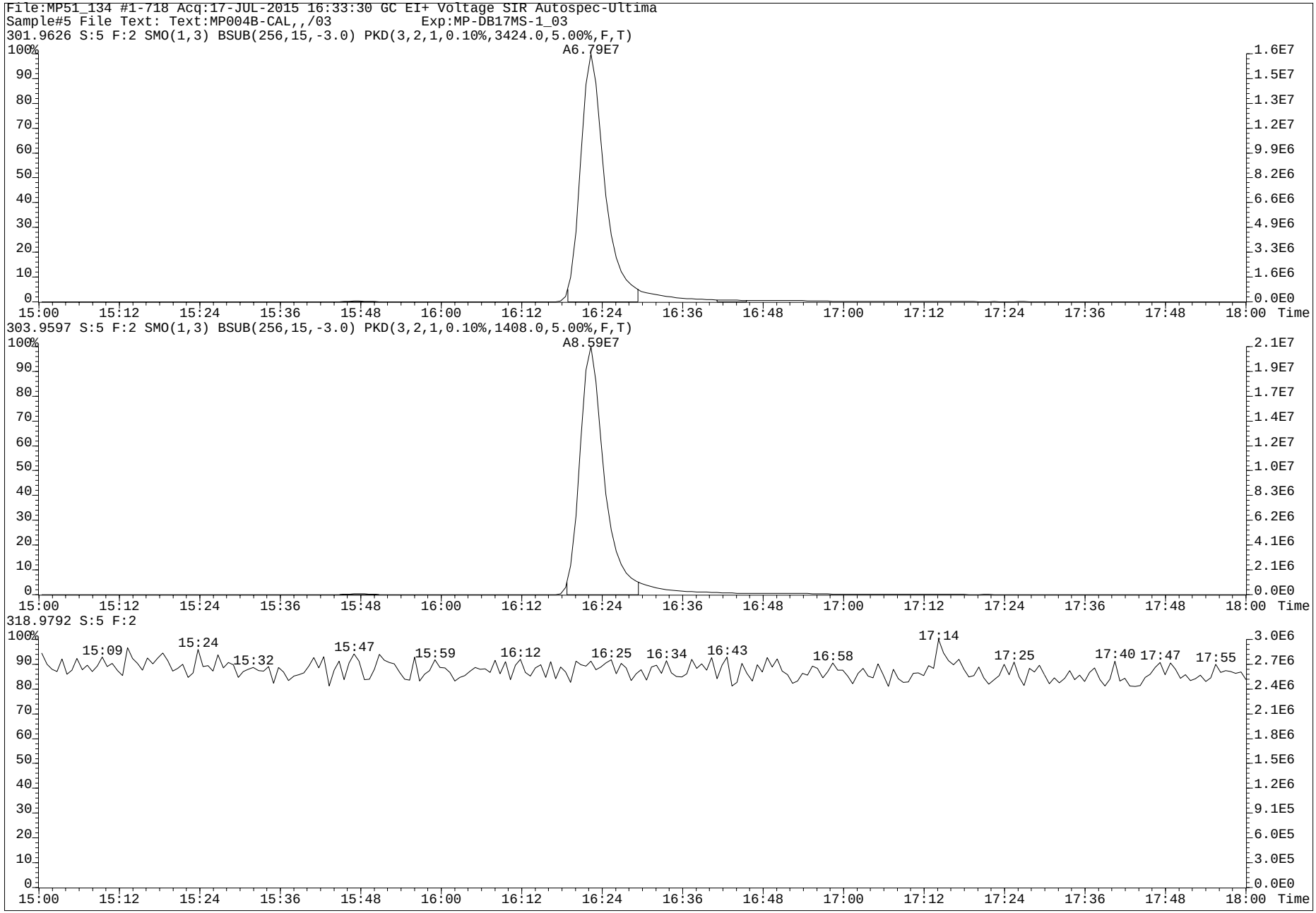
File:MP51_134 #1-718 Acq:17-JUL-2015 16:33:30 GC EI+ Voltage SIR Autospec-Ultima
Sample#5 File Text: Text:MP004B-CAL,,/03 Exp:MP-DB17MS-1_03
301.9626 S:5 F:2 SMO(1,3) BSUB(256,15,-3.0) PKD(3,2,1,0.10%,3424.0,5.00%,F,T)
A6.79E7
303.9597 S:5 F:2 SMO(1,3) BSUB(256,15,-3.0) PKD(3,2,1,0.10%,1408.0,5.00%,F,T)
A8.59E7
318.9792 S:5 F:2
15:09
15:24
15:32
15:47
15:59
16:12
16:25
16:34
16:43
16:58
17:14
17:25
17:40
17:47
17:55
Time

www.axysanalytical.com

Run #3 Filename MP51_134 S: 4 I: 1 Acquired: 17-JUL-15 15:59:24 Processed: 20-JUL-15 14:49:06
Run: mp51_134-a Analyte: MP-DB17-C06 Cal: mp51_134-8a Results: mp51_134-a Version: V3.6 6-JAN-2000 17:51:42
Sample text: MP004C-CAL,,/03 Comments: 1,,2.0uL CS-3 F1: 0.20 F2: 1.00

	Typ	Name	Amount	Resp	RA		RT	RF	RRF		Modified?
1	Unk	1-OH-Naphthalene	206.00	8.38e+08	0.86	n	8:07	-	1.1402	y	n
2	Unk	1-OH-Pyrene	206.00	9.72e+08	3.67	n	20:44	-	0.9574	y	n
3	Unk	3-OH-Chrysene	1.02	3.71e+06	2.04	n	23:00	-	0.9215	y	n
4	Unk	3-OH-Benz[a]anthracene	1.01	3.44e+06	2.40	n	23:11	-	0.9193	y	n
5	Unk	7,8-OH-Benzo[a]pyrene-C	1.01	*	*	n	NotF»	-	*	n	n
6	Unk	7,8-OH-Benzo[a]pyrene-T	1.02	*	*	n	NotF»	-	*	n	n
7	Unk	7,8-OH-Benzo[a]pyrene-3	2.03	*	*	n	NotF»	-	*	n	n
8	Unk	9-OH-Benzo[a]pyrene	1.03	1.33e+06	7.26	n	26:27	-	0.3308	y	n
9	Unk	3-OH-Benzo[a]pyrene	1.05	1.22e+06	5.13	n	26:41	-	0.6447	y	y
10	Unk	7,8-OH-Benzo[a]pyrene-4	2.03	*	*	n	NotF»	-	*	n	n
11	IS	13C6-1-OH-Naphthalene	250.00	8.92e+08	0.76	n	8:07	-	1.1226	y	n
12	IS	13C6-1-OH-Pyrene	250.00	1.23e+09	3.30	n	20:44	-	1.5507	y	n
13	IS	13C6-1-OH-BAA	252.00	9.33e+08	2.34	n	22:27	-	1.1647	y	n
14	IS	13C6-3-OH-Chrysene	252.50	9.93e+08	1.99	n	23:00	-	1.2375	y	n
15	IS	D11-3-OH-Benzo[a]pyrene	248.80	4.51e+08	6.26	n	26:37	-	0.5707	y	n
16	IS	13C-CL4-OH-PCB-79	50.00	3.05e+07	0.80	y	20:03	-	0.1920	y	n
17	IS	13C-CL4-PCB-79	0.00	*	*	n	NotF»	-	Div0	n	n
18	RS	13C-CL4-PCB-81	50.00	1.59e+08	0.78	y	16:24	3.18e+06	-	n	n
19	Tot	Fn1 Lock	0.00	-			-	-	-	n	n
20	Tot	Fn2 Lock	0.00	-			-	-	-	n	n
21	Tot	Fn3 Lock	0.00	-			-	-	-	n	n
22	Tot	Fn4 Lock	0.00	-			-	-	-	n	n
23	Tot	Fn4 Lock	0.00	-			-	-	-	n	n
24	Tot	Fn5 Lock	0.00	-			-	-	-	n	n
25	Tot	Fn6 Lock	0.00	-			-	-	-	n	n

PV AS 23-JUL-2015

SV by MW
10-Aug-2015

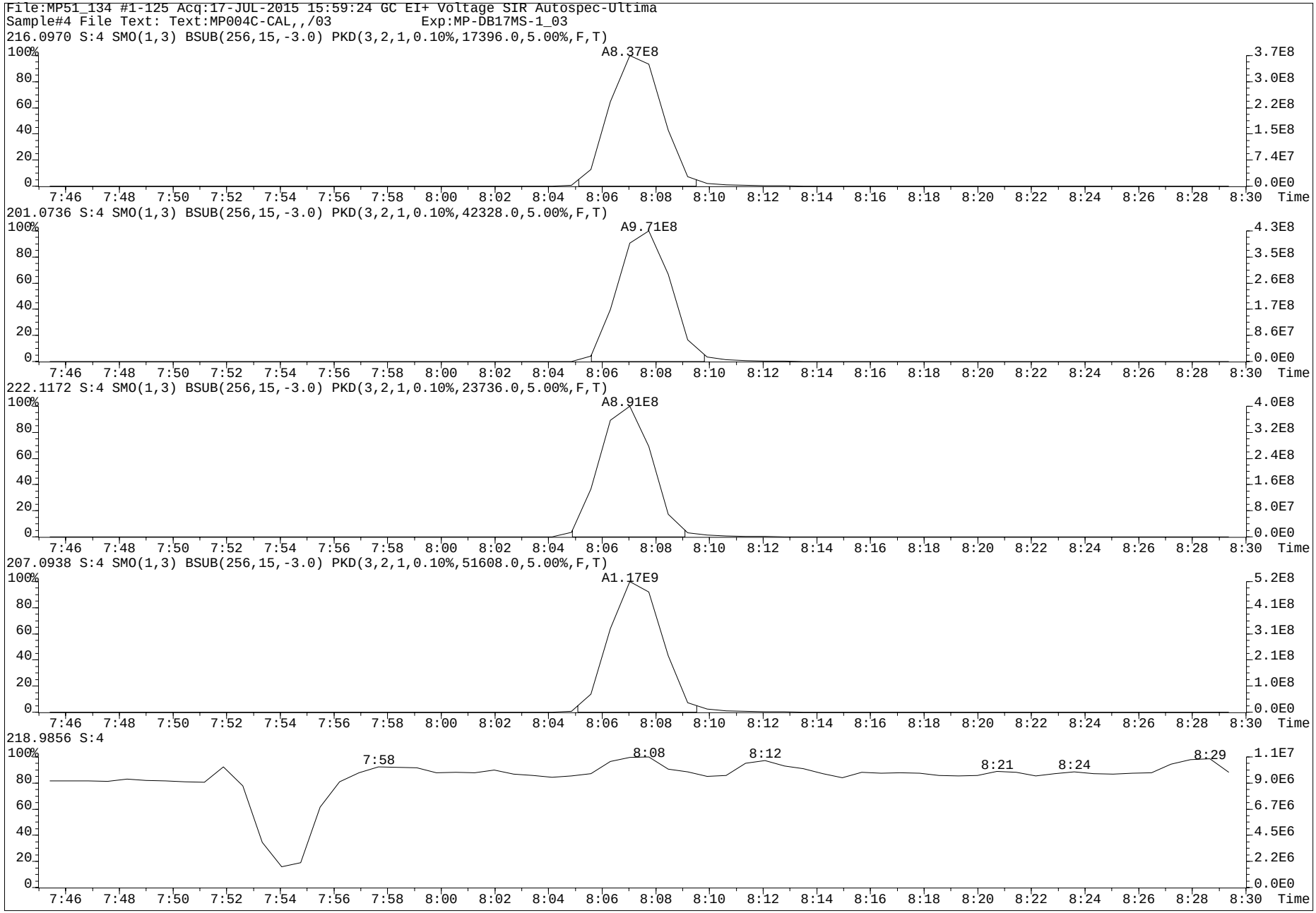
File:MP51_134 #1-125 Acq:17-JUL-2015 15:59:24 GC EI+ Voltage SIR Autospec-Ultima
Sample#4 File Text: Text:MP004C-CAL,,/03 Exp:MP-DB17MS-1_03
216.0970 S:4 SMO(1,3) BSUB(256,15,-3.0) PKD(3,2,1,0.10%,17396.0,5.00%,F,T)
A8.37E8
201.0736 S:4 SMO(1,3) BSUB(256,15,-3.0) PKD(3,2,1,0.10%,42328.0,5.00%,F,T)
A9.71E8
222.1172 S:4 SMO(1,3) BSUB(256,15,-3.0) PKD(3,2,1,0.10%,23736.0,5.00%,F,T)
A8.91E8
207.0938 S:4 SMO(1,3) BSUB(256,15,-3.0) PKD(3,2,1,0.10%,51608.0,5.00%,F,T)
A1.17E9
218.9856 S:4
7:58
8:08
8:12
8:21
8:24
8:29
Time

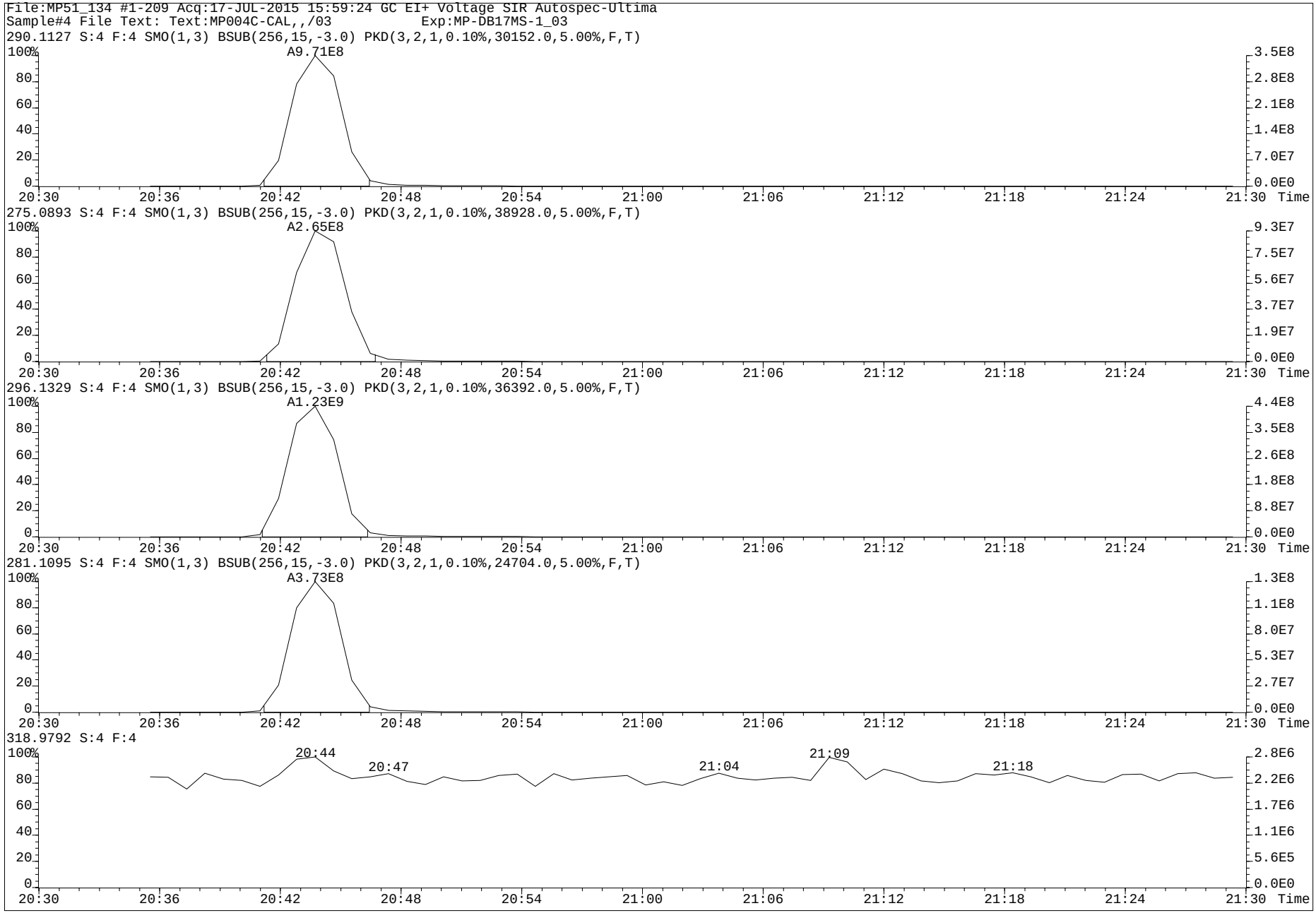
File:MP51_134 #1-209 Acq:17-JUL-2015 15:59:24 GC EI+ Voltage SIR Autospec-Ultima
Sample#4 File Text: Text:MP004C-CAL,,/03 Exp:MP-DB17MS-1_03
290.1127 S:4 F:4 SMO(1,3) BSUB(256,15,-3.0) PKD(3,2,1,0.10%,30152.0,5.00%,F,T)
A9.71E8
275.0893 S:4 F:4 SMO(1,3) BSUB(256,15,-3.0) PKD(3,2,1,0.10%,38928.0,5.00%,F,T)
A2.65E8
296.1329 S:4 F:4 SMO(1,3) BSUB(256,15,-3.0) PKD(3,2,1,0.10%,36392.0,5.00%,F,T)
A1.23E9
281.1095 S:4 F:4 SMO(1,3) BSUB(256,15,-3.0) PKD(3,2,1,0.10%,24704.0,5.00%,F,T)
A3.73E8
318.9792 S:4 F:4
20:44
20:47
21:04
21:09
21:18
Time

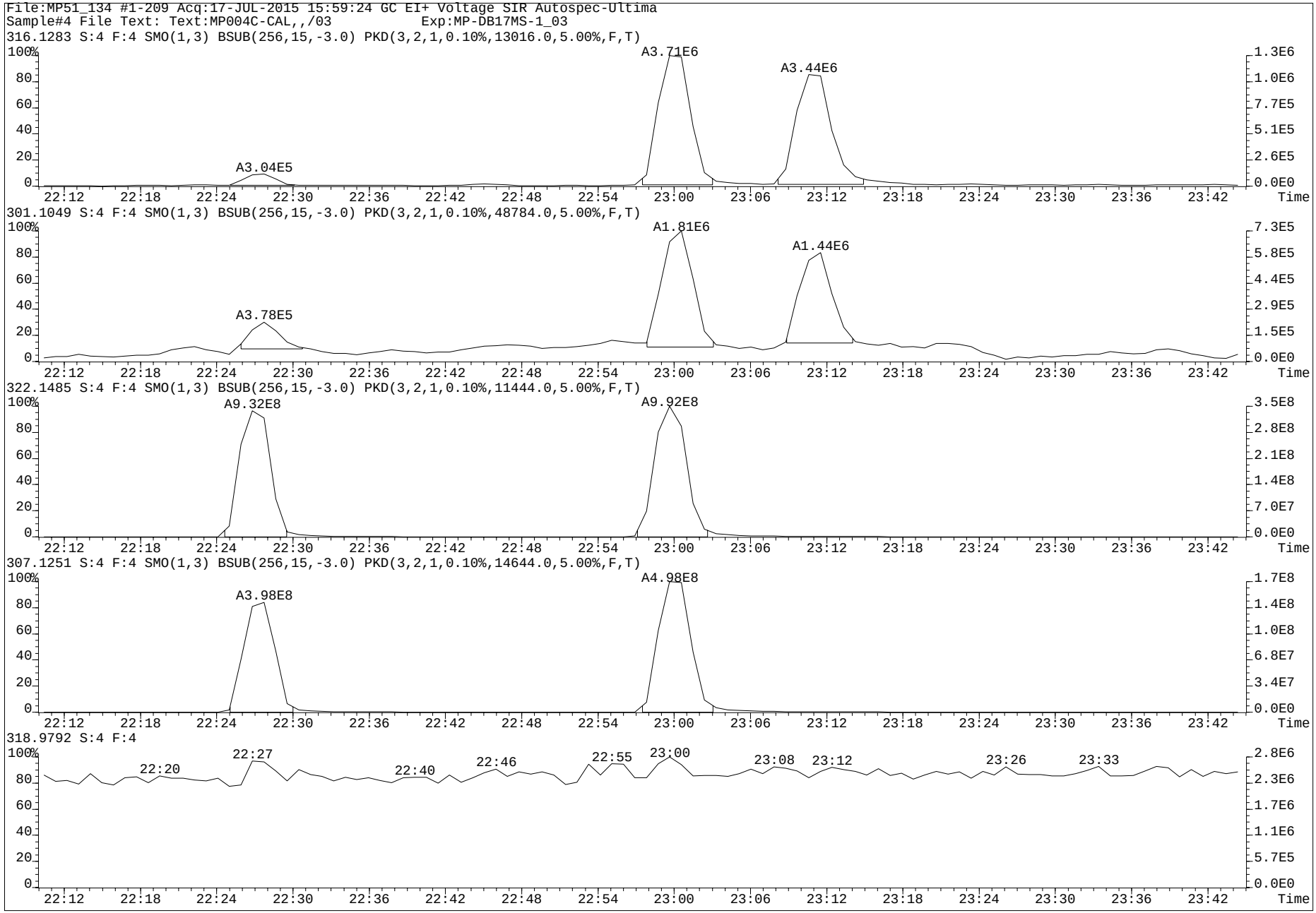
File:MP51_134 #1-209 Acq:17-JUL-2015 15:59:24 GC EI+ Voltage SIR Autospec-Ultima
Sample#4 File Text: Text:MP004C-CAL,,/03 Exp:MP-DB17MS-1_03
316.1283 S:4 F:4 SMO(1,3) BSUB(256,15,-3.0) PKD(3,2,1,0.10%,13016.0,5.00%,F,T)
A3.71E6
A3.44E6
A3.04E5
301.1049 S:4 F:4 SMO(1,3) BSUB(256,15,-3.0) PKD(3,2,1,0.10%,48784.0,5.00%,F,T)
A1.81E6
A1.44E6
A3.78E5
322.1485 S:4 F:4 SMO(1,3) BSUB(256,15,-3.0) PKD(3,2,1,0.10%,11444.0,5.00%,F,T)
A9.32E8
A9.92E8
307.1251 S:4 F:4 SMO(1,3) BSUB(256,15,-3.0) PKD(3,2,1,0.10%,14644.0,5.00%,F,T)
A3.98E8
A4.98E8
318.9792 S:4 F:4
22:20
22:27
22:40
22:46
22:55
23:00
23:08
23:12
23:26
23:33
Time

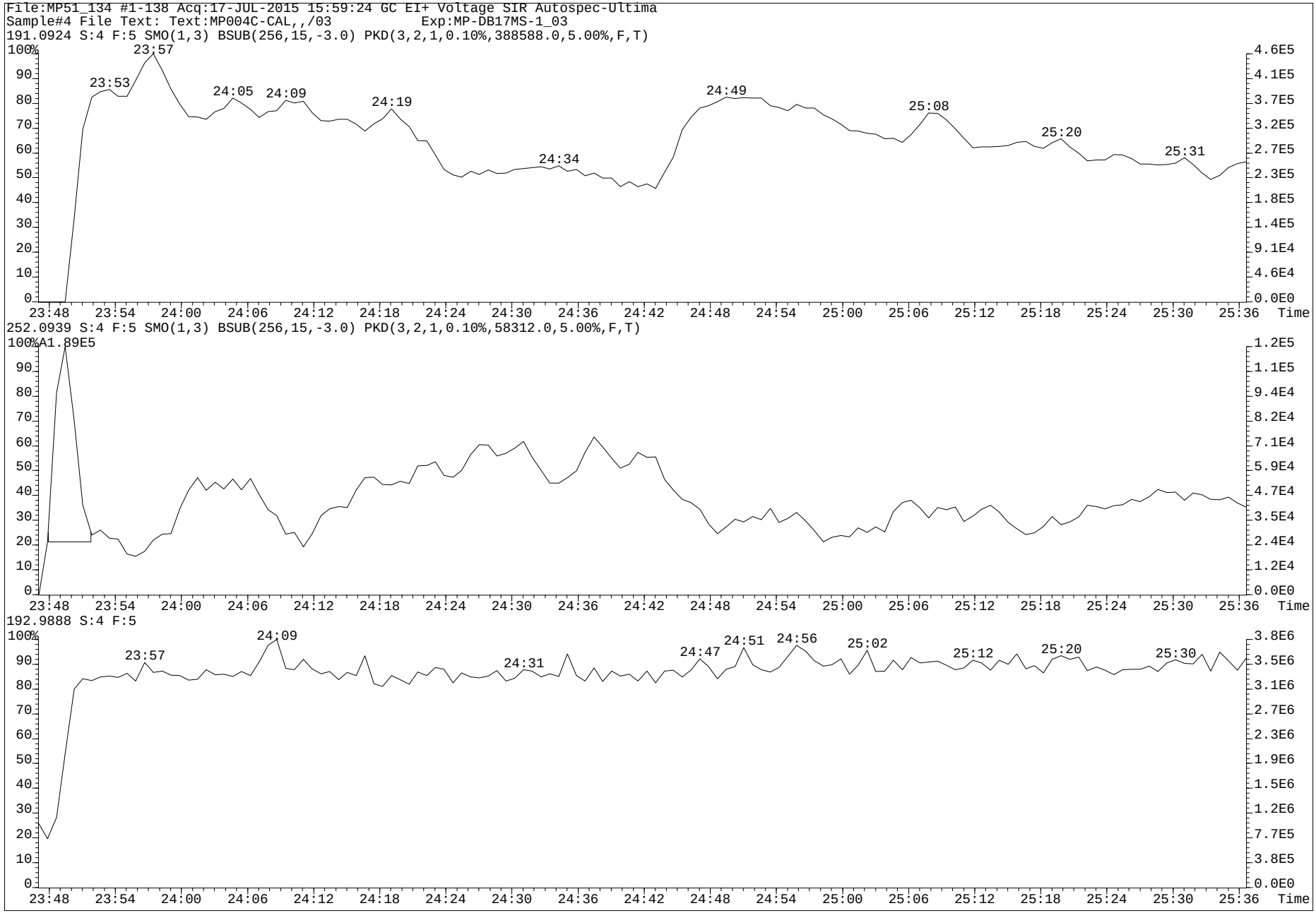
File:MP51_134 #1-138 Acq:17-JUL-2015 15:59:24 GC EI+ Voltage SIR Autospec-Ultima
Sample#4 File Text: Text:MP004C-CAL,,/03 Exp:MP-DB17MS-1_03
191.0924 S:4 F:5 SMO(1,3) BSUB(256,15,-3.0) PKD(3,2,1,0.10%,388588.0,5.00%,F,T)
23:53
23:57
24:05
24:09
24:19
24:34
24:49
25:08
25:20
25:31
252.0939 S:4 F:5 SMO(1,3) BSUB(256,15,-3.0) PKD(3,2,1,0.10%,58312.0,5.00%,F,T)
A1.89E5
192.9888 S:4 F:5
23:57
24:09
24:31
24:47
24:51
24:56
25:02
25:12
25:20
25:30
Time

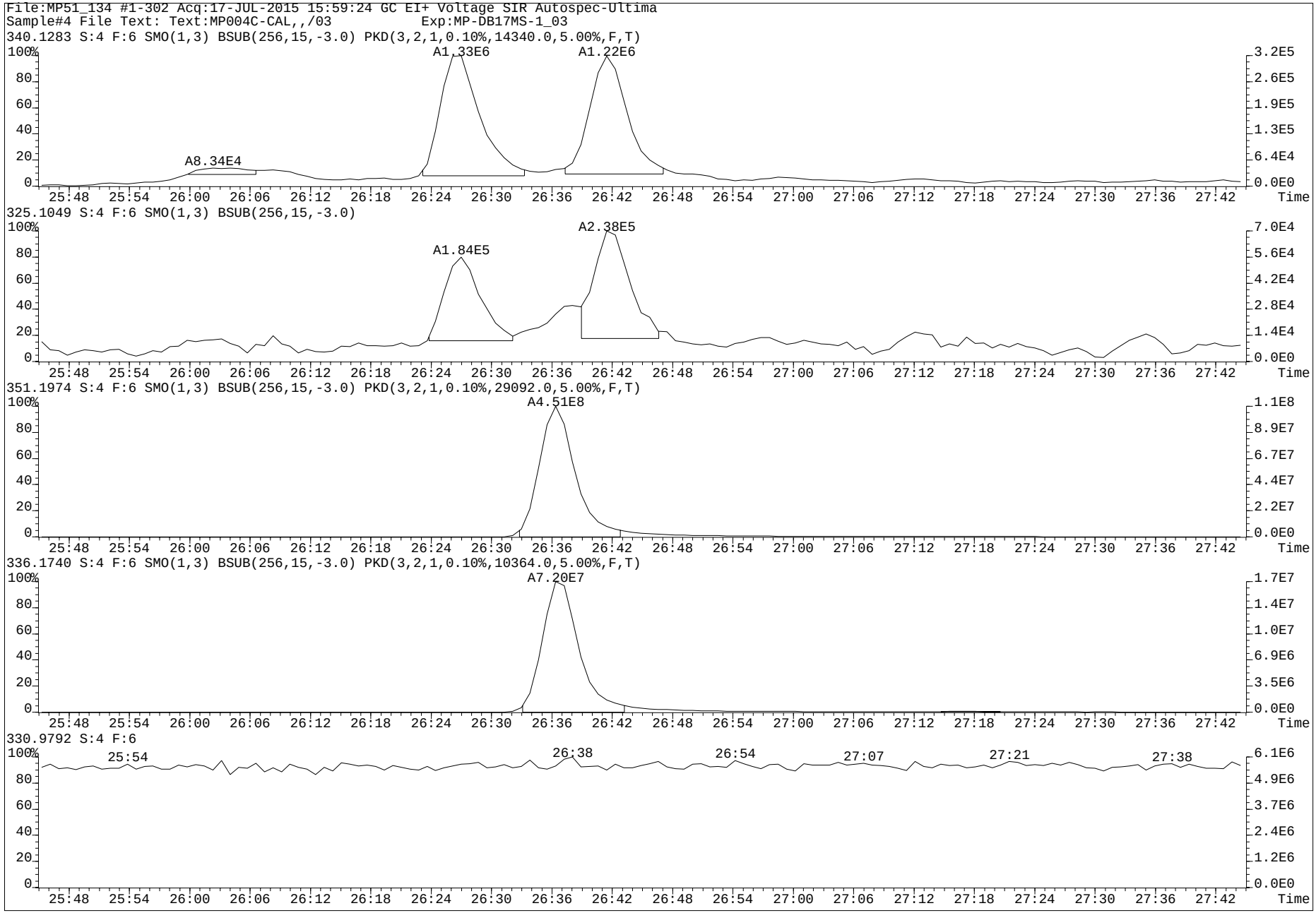
File:MP51_134 #1-302 Acq:17-JUL-2015 15:59:24 GC EI+ Voltage SIR Autospec-Ultima
Sample#4 File Text: Text:MP004C-CAL,,/03 Exp:MP-DB17MS-1_03
340.1283 S:4 F:6 SMO(1,3) BSUB(256,15,-3.0) PKD(3,2,1,0.10%,14340.0,5.00%,F,T)
A1.33E6
A1.22E6
A8.34E4
325.1049 S:4 F:6 SMO(1,3) BSUB(256,15,-3.0)
A2.38E5
A1.84E5
351.1974 S:4 F:6 SMO(1,3) BSUB(256,15,-3.0) PKD(3,2,1,0.10%,29092.0,5.00%,F,T)
A4.51E8
336.1740 S:4 F:6 SMO(1,3) BSUB(256,15,-3.0) PKD(3,2,1,0.10%,10364.0,5.00%,F,T)
A7.20E7
330.9792 S:4 F:6
25:54
26:38
26:54
27:07
27:21
27:38
Time

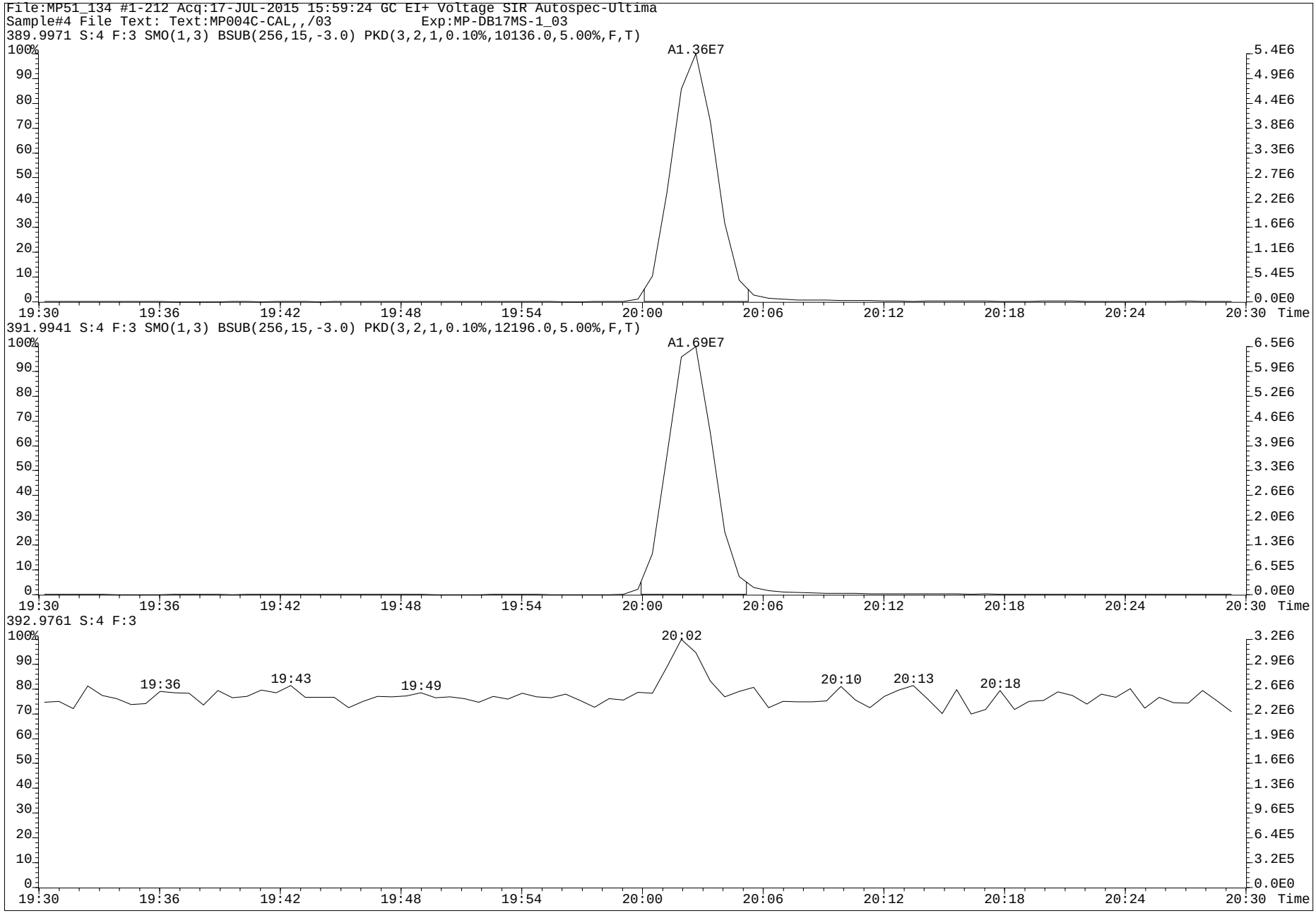
File:MP51_134 #1-212 Acq:17-JUL-2015 15:59:24 GC EI+ Voltage SIR Autospec-Ultima
Sample#4 File Text: Text:MP004C-CAL,,/03 Exp:MP-DB17MS-1_03
389.9971 S:4 F:3 SMO(1,3) BSUB(256,15,-3.0) PKD(3,2,1,0.10%,10136.0,5.00%,F,T)
A1.36E7
391.9941 S:4 F:3 SMO(1,3) BSUB(256,15,-3.0) PKD(3,2,1,0.10%,12196.0,5.00%,F,T)
A1.69E7
392.9761 S:4 F:3
20:02
19:36
19:43
19:49
20:10
20:13
20:18
Time

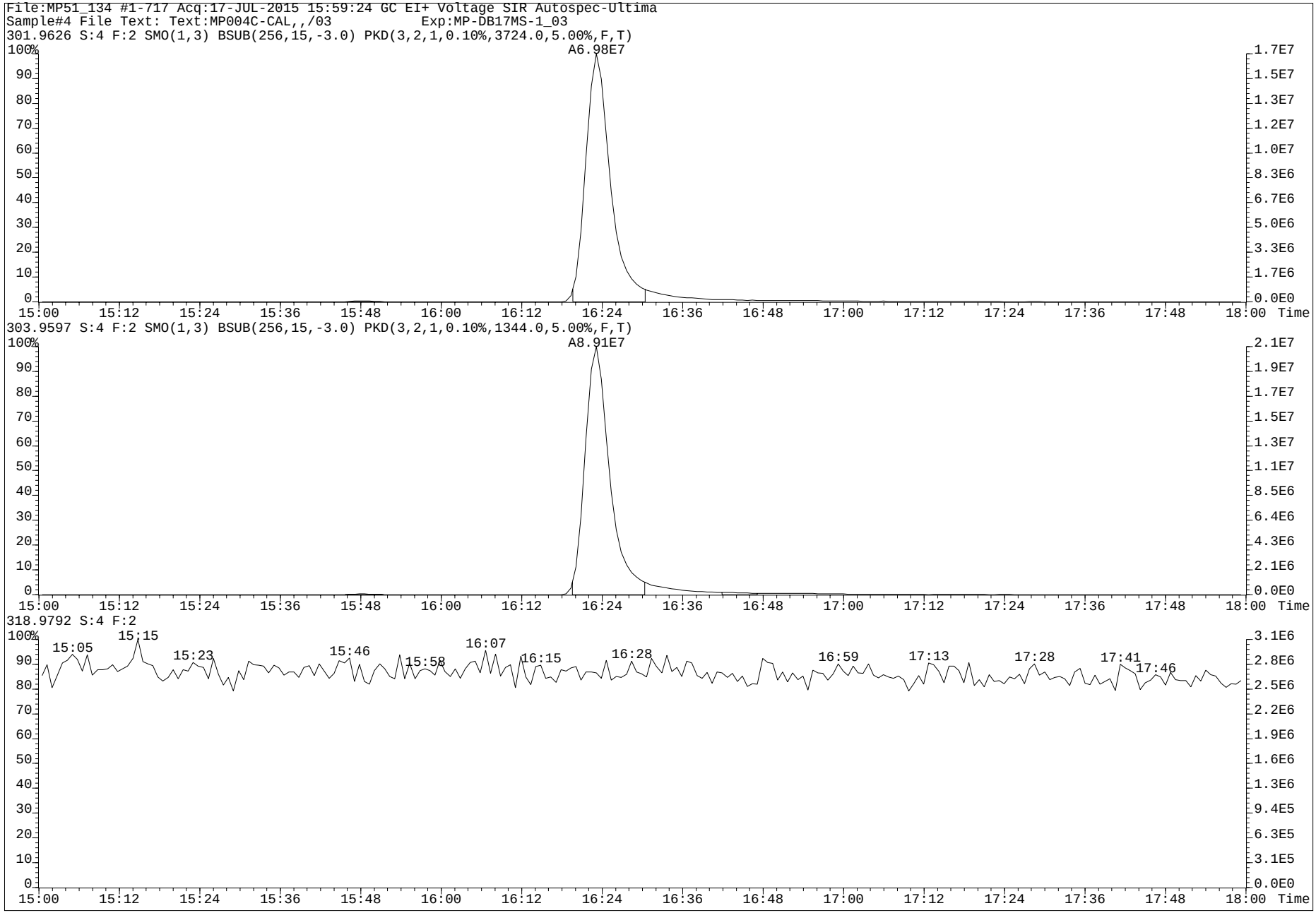
File:MP51_134 #1-717 Acq:17-JUL-2015 15:59:24 GC EI+ Voltage SIR Autospec-Ultima
Sample#4 File Text: Text:MP004C-CAL,,/03 Exp:MP-DB17MS-1_03
301.9626 S:4 F:2 SMO(1,3) BSUB(256,15,-3.0) PKD(3,2,1,0.10%,3724.0,5.00%,F,T)
A6.98E7
303.9597 S:4 F:2 SMO(1,3) BSUB(256,15,-3.0) PKD(3,2,1,0.10%,1344.0,5.00%,F,T)
A8.91E7
318.9792 S:4 F:2
15:05
15:15
15:23
15:46
15:58
16:07
16:15
16:28
16:59
17:13
17:28
17:41
17:46
Time

www.axysanalytical.com

Run #4 Filename MP51_134 S: 3 I: 1 Acquired: 17-JUL-15 15:25:19 Processed: 20-JUL-15 14:49:07
Run: mp51_134-a Analyte: MP-DB17-C06 Cal: mp51_134-8a Results: mp51_134-a Version: V3.6 6-JAN-2000 17:51:42
Sample text: MP004D-CAL,,/03 Comments: 1,,2.0uL CS-4 F1: 1.00 F2: 1.00

	Typ	Name	Amount	Resp	RA		RT	RF	RRF		Modified?
1	Unk	1-OH-Naphthalene	206.00	8.43e+08	0.90	n	8:06	-	1.1527	y	n
2	Unk	1-OH-Pyrene	206.00	9.87e+08	3.55	n	20:43	-	1.0194	y	n
3	Unk	3-OH-Chrysene	5.12	1.69e+07	2.00	n	22:59	-	0.8129	y	n
4	Unk	3-OH-Benz[a]anthracene	5.06	1.84e+07	1.99	n	23:10	-	0.9503	y	n
5	Unk	7,8-OH-Benzo[a]pyrene-C	5.07	*	*	n	NotF»	-	*	n	n
6	Unk	7,8-OH-Benzo[a]pyrene-T	5.08	*	*	n	NotF»	-	*	n	n
7	Unk	7,8-OH-Benzo[a]pyrene-3	10.14	*	*	n	NotF»	-	*	n	y
8	Unk	9-OH-Benzo[a]pyrene	5.13	6.75e+06	7.17	n	26:27	-	0.3250	y	y
9	Unk	3-OH-Benzo[a]pyrene	5.23	5.81e+06	5.17	n	26:41	-	0.6299	y	y
10	Unk	7,8-OH-Benzo[a]pyrene-4	10.14	*	*	n	NotF»	-	*	n	y
11	IS	13C6-1-OH-Naphthalene	250.00	8.88e+08	0.82	n	8:06	-	1.1111	y	n
12	IS	13C6-1-OH-Pyrene	250.00	1.17e+09	3.32	n	20:43	-	1.4703	y	n
13	IS	13C6-1-OH-BAA	252.00	9.63e+08	2.28	n	22:27	-	1.1965	y	n
14	IS	13C6-3-OH-Chrysene	252.50	1.02e+09	2.00	n	22:59	-	1.2675	y	n
15	IS	D11-3-OH-Benzo[a]pyrene	248.80	4.39e+08	6.33	n	26:36	-	0.5520	y	n
16	IS	13C-CL4-OH-PCB-79	50.00	3.32e+07	0.77	y	20:02	-	0.2077	y	n
17	IS	13C-CL4-PCB-79	0.00	*	*	n	NotF»	-	Div0	n	n
18	RS	13C-CL4-PCB-81	50.00	1.60e+08	0.79	y	16:23	3.20e+06	-	n	n
19	Tot	Fn1 Lock	0.00	-			-	-	-	n	n
20	Tot	Fn2 Lock	0.00	-			-	-	-	n	n
21	Tot	Fn3 Lock	0.00	-			-	-	-	n	n
22	Tot	Fn4 Lock	0.00	-			-	-	-	n	n
23	Tot	Fn4 Lock	0.00	-			-	-	-	n	n
24	Tot	Fn5 Lock	0.00	-			-	-	-	n	n
25	Tot	Fn6 Lock	0.00	-			-	-	-	n	n

PV AS 23-JUL-2015

SV by MW
10-Aug-2015

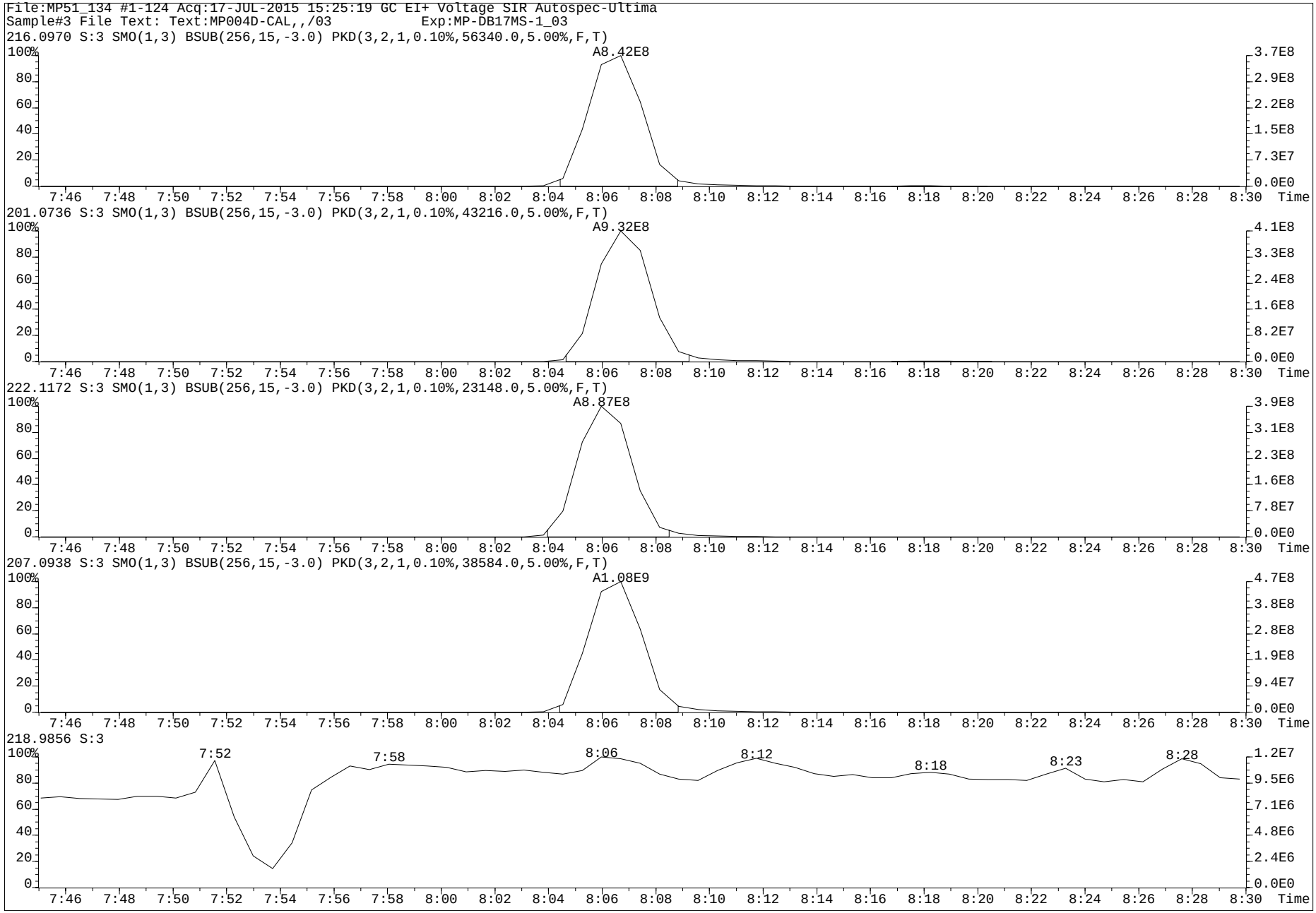
File:MP51_134 #1-124 Acq:17-JUL-2015 15:25:19 GC EI+ Voltage SIR Autospec-Ultima
Sample#3 File Text: Text:MP004D-CAL,,/03 Exp:MP-DB17MS-1_03
216.0970 S:3 SMO(1,3) BSUB(256,15,-3.0) PKD(3,2,1,0.10%,56340.0,5.00%,F,T)
A8.42E8
201.0736 S:3 SMO(1,3) BSUB(256,15,-3.0) PKD(3,2,1,0.10%,43216.0,5.00%,F,T)
A9.32E8
222.1172 S:3 SMO(1,3) BSUB(256,15,-3.0) PKD(3,2,1,0.10%,23148.0,5.00%,F,T)
A8.87E8
207.0938 S:3 SMO(1,3) BSUB(256,15,-3.0) PKD(3,2,1,0.10%,38584.0,5.00%,F,T)
A1.08E9
218.9856 S:3
7:52
7:58
8:06
8:12
8:18
8:23
8:28
Time

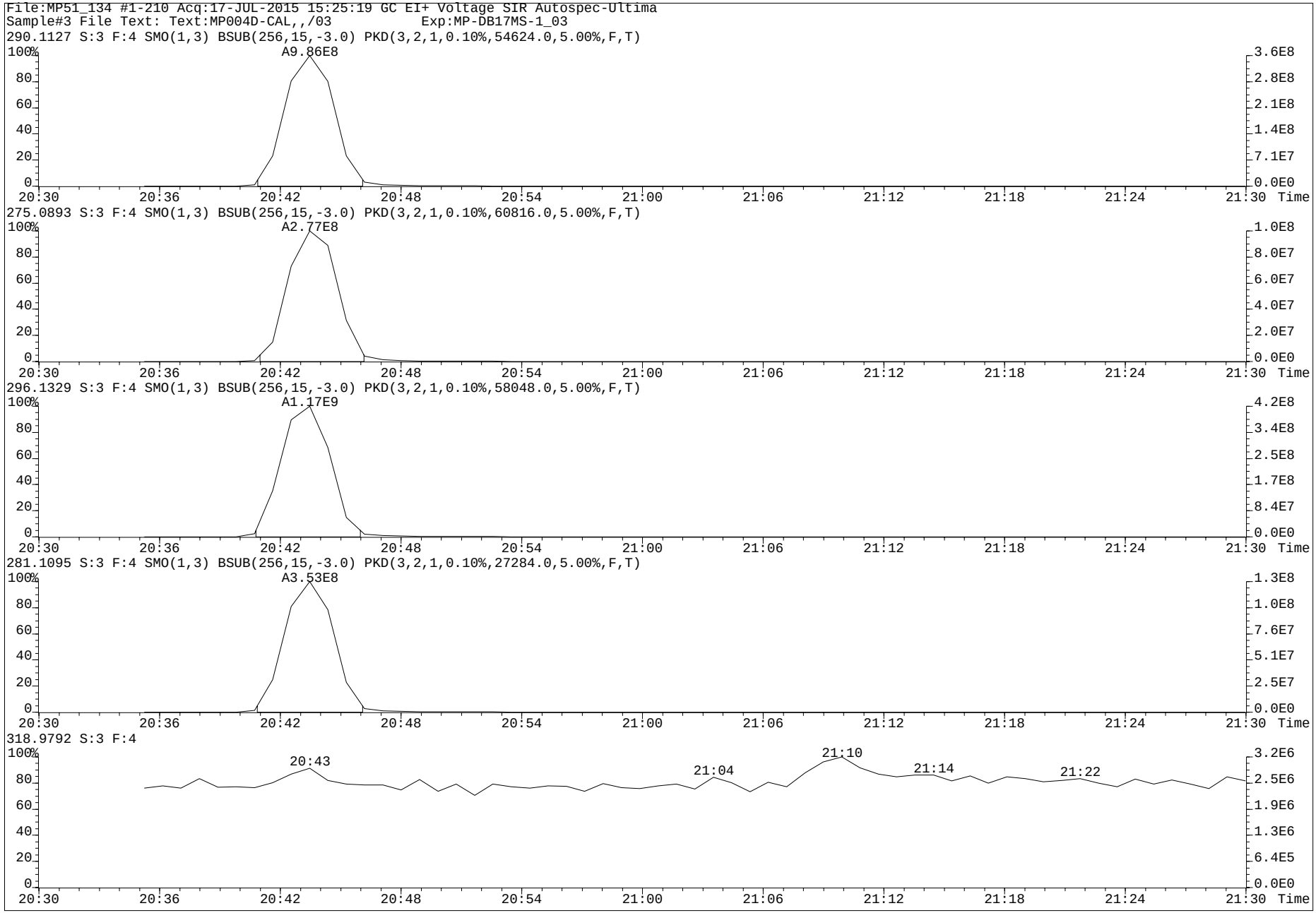
File:MP51_134 #1-210 Acq:17-JUL-2015 15:25:19 GC EI+ Voltage SIR Autospec-Ultima
Sample#3 File Text: Text:MP004D-CAL,,/03 Exp:MP-DB17MS-1_03
290.1127 S:3 F:4 SMO(1,3) BSUB(256,15,-3.0) PKD(3,2,1,0.10%,54624.0,5.00%,F,T)
A9.86E8
275.0893 S:3 F:4 SMO(1,3) BSUB(256,15,-3.0) PKD(3,2,1,0.10%,60816.0,5.00%,F,T)
A2.77E8
296.1329 S:3 F:4 SMO(1,3) BSUB(256,15,-3.0) PKD(3,2,1,0.10%,58048.0,5.00%,F,T)
A1.17E9
281.1095 S:3 F:4 SMO(1,3) BSUB(256,15,-3.0) PKD(3,2,1,0.10%,27284.0,5.00%,F,T)
A3.53E8
318.9792 S:3 F:4
20:43
21:04
21:10
21:14
21:22
20:30 20:36 20:42 20:48 20:54 21:00 21:06 21:12 21:18 21:24 21:30 Time

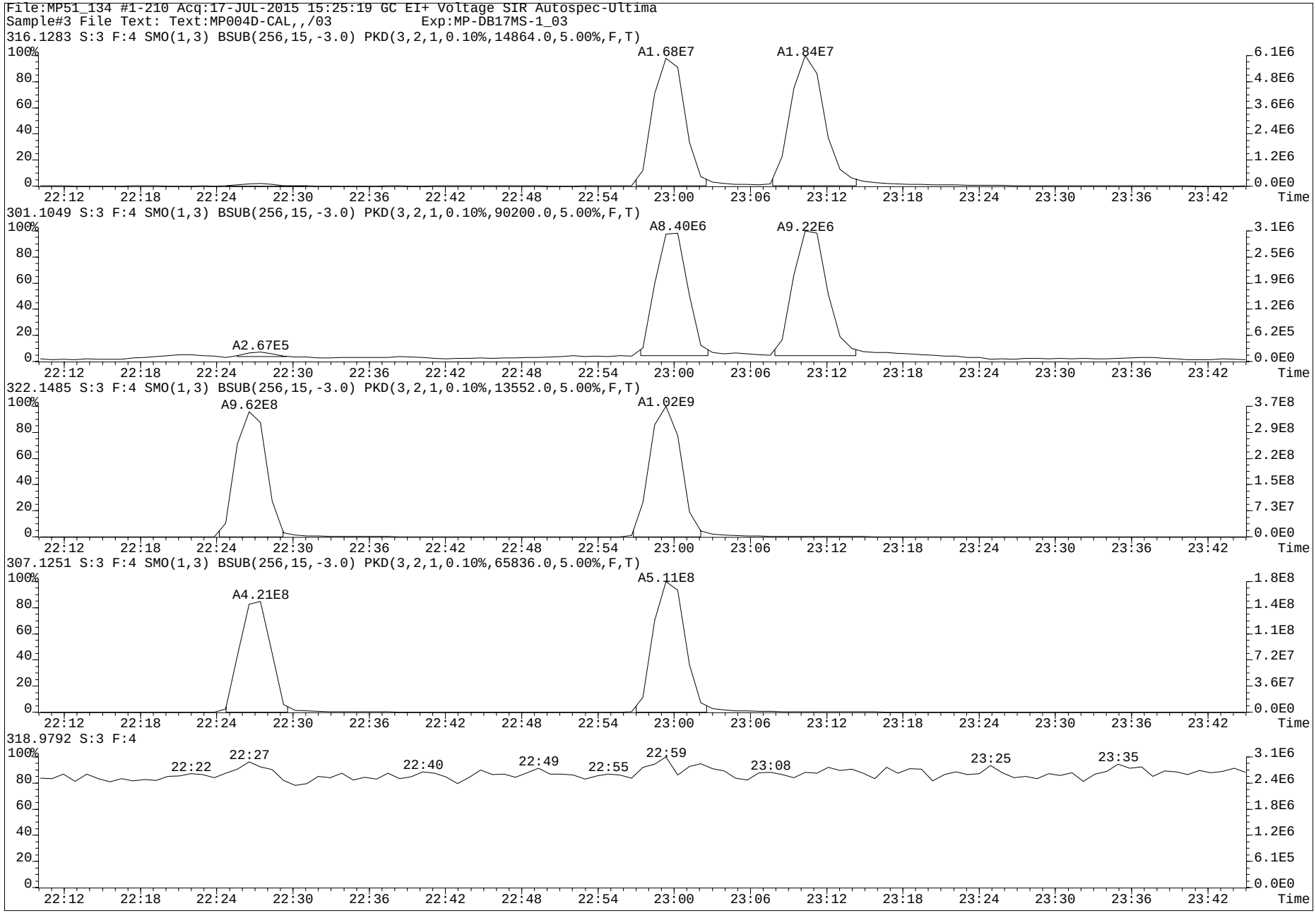
File:MP51_134 #1-210 Acq:17-JUL-2015 15:25:19 GC EI+ Voltage SIR Autospec-Ultima
Sample#3 File Text: Text:MP004D-CAL,,/03 Exp:MP-DB17MS-1_03
316.1283 S:3 F:4 SMO(1,3) BSUB(256,15,-3.0) PKD(3,2,1,0.10%,14864.0,5.00%,F,T)
A1.68E7
A1.84E7
301.1049 S:3 F:4 SMO(1,3) BSUB(256,15,-3.0) PKD(3,2,1,0.10%,90200.0,5.00%,F,T)
A8.40E6
A9.22E6
A2.67E5
322.1485 S:3 F:4 SMO(1,3) BSUB(256,15,-3.0) PKD(3,2,1,0.10%,13552.0,5.00%,F,T)
A9.62E8
A1.02E9
307.1251 S:3 F:4 SMO(1,3) BSUB(256,15,-3.0) PKD(3,2,1,0.10%,65836.0,5.00%,F,T)
A4.21E8
A5.11E8
318.9792 S:3 F:4
22:22
22:27
22:40
22:49
22:55
22:59
23:08
23:25
23:35
Time

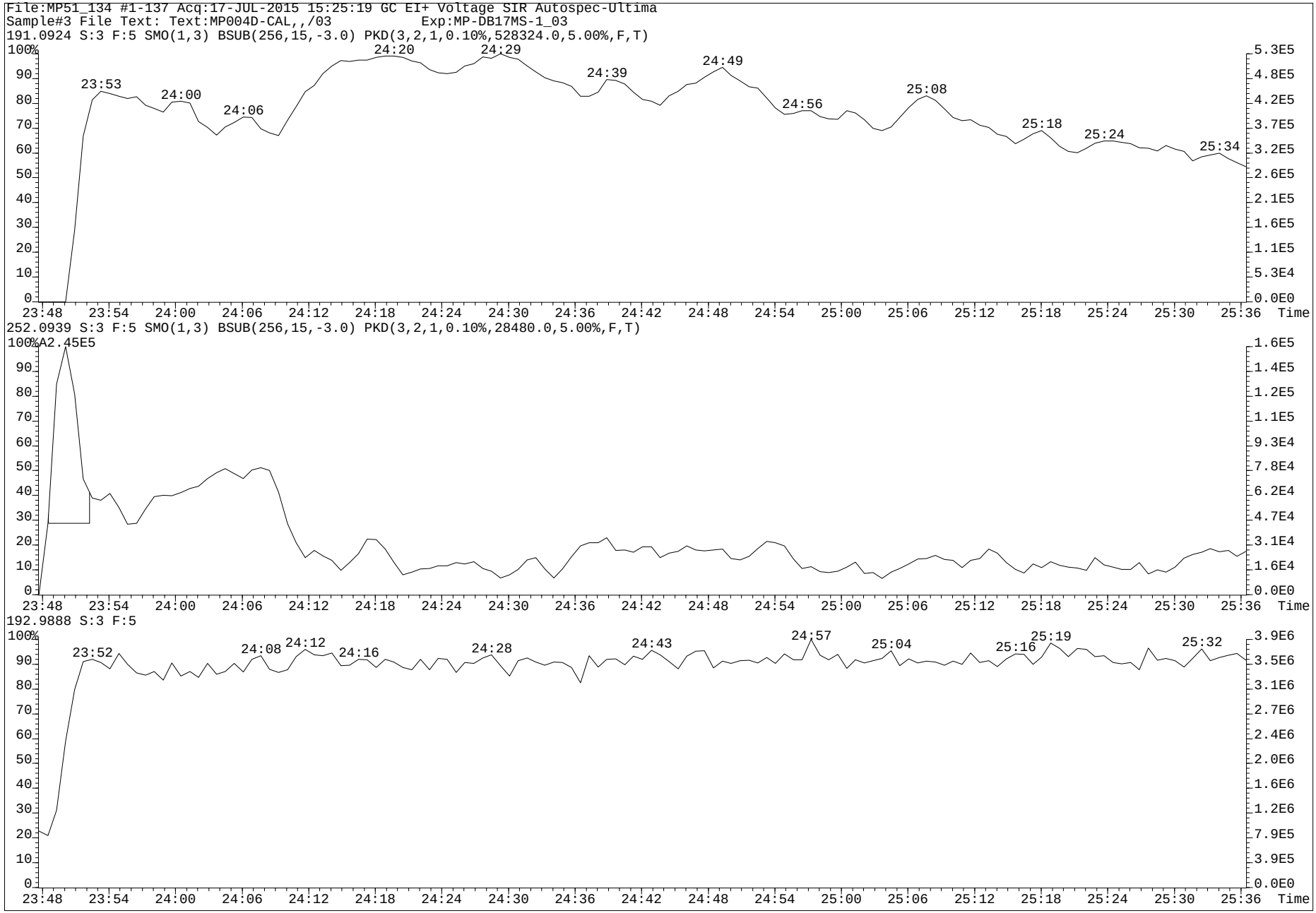
File:MP51_134 #1-137 Acq:17-JUL-2015 15:25:19 GC EI+ Voltage SIR Autospec-Ultima
Sample#3 File Text: Text:MP004D-CAL,,/03 Exp:MP-DB17MS-1_03
191.0924 S:3 F:5 SMO(1,3) BSUB(256,15,-3.0) PKD(3,2,1,0.10%,528324.0,5.00%,F,T)
23:53
24:00
24:06
24:20
24:29
24:39
24:49
24:56
25:08
25:18
25:24
25:34
Time
252.0939 S:3 F:5 SMO(1,3) BSUB(256,15,-3.0) PKD(3,2,1,0.10%,28480.0,5.00%,F,T)
A2.45E5
Time
192.9888 S:3 F:5
23:52
24:08
24:12
24:16
24:28
24:43
24:57
25:04
25:16
25:19
25:32
Time

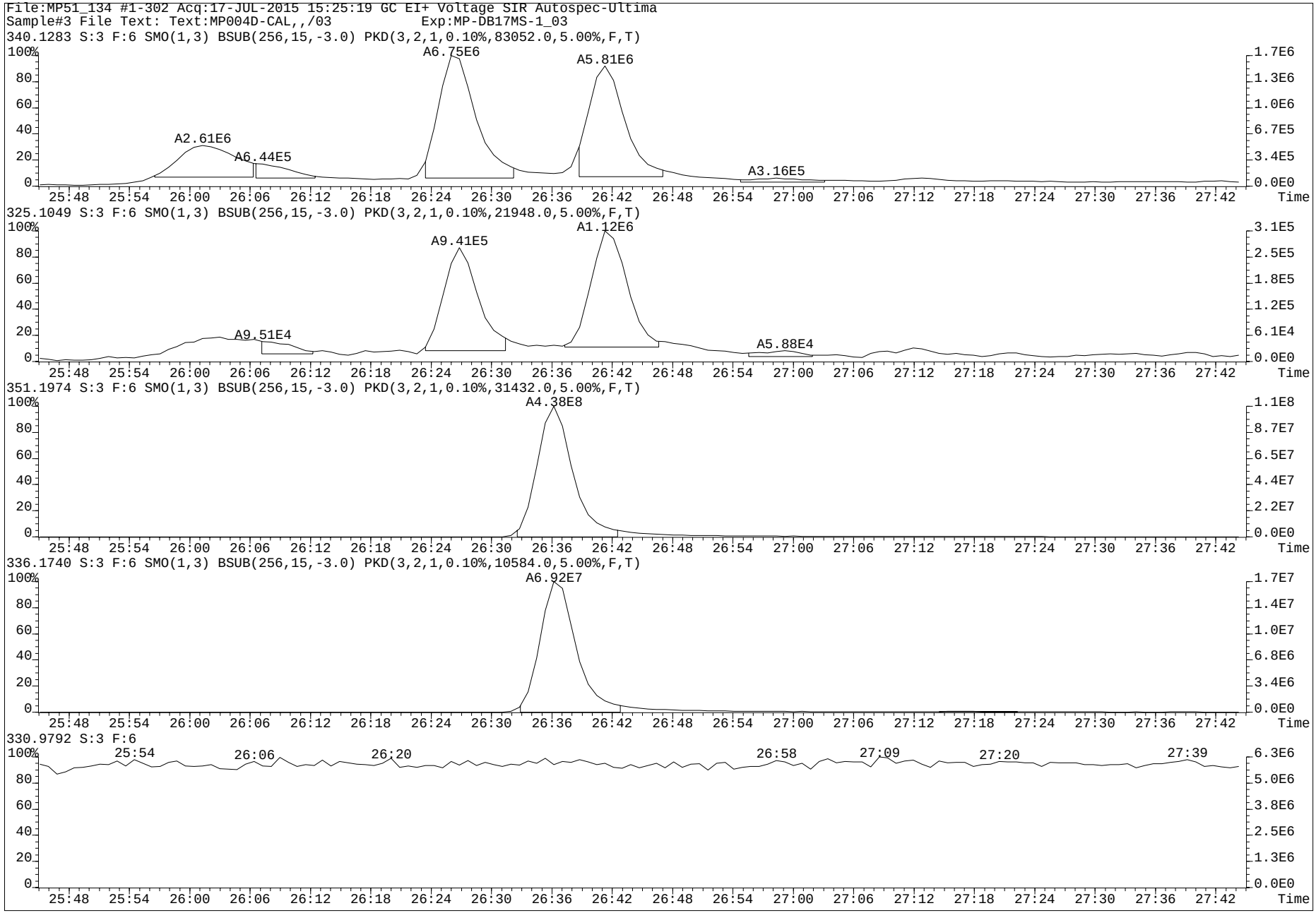
File:MP51_134 #1-302 Acq:17-JUL-2015 15:25:19 GC EI+ Voltage SIR Autospec-Ultima
Sample#3 File Text: Text:MP004D-CAL,,/03 Exp:MP-DB17MS-1_03
340.1283 S:3 F:6 SMO(1,3) BSUB(256,15,-3.0) PKD(3,2,1,0.10%,83052.0,5.00%,F,T)
A6.75E6
A5.81E6
A2.61E6
A6.44E5
A3.16E5
325.1049 S:3 F:6 SMO(1,3) BSUB(256,15,-3.0) PKD(3,2,1,0.10%,21948.0,5.00%,F,T)
A1.12E6
A9.41E5
A9.51E4
A5.88E4
351.1974 S:3 F:6 SMO(1,3) BSUB(256,15,-3.0) PKD(3,2,1,0.10%,31432.0,5.00%,F,T)
A4.38E8
336.1740 S:3 F:6 SMO(1,3) BSUB(256,15,-3.0) PKD(3,2,1,0.10%,10584.0,5.00%,F,T)
A6.92E7
330.9792 S:3 F:6
25:54
26:06
26:20
26:58
27:09
27:20
27:39
Time

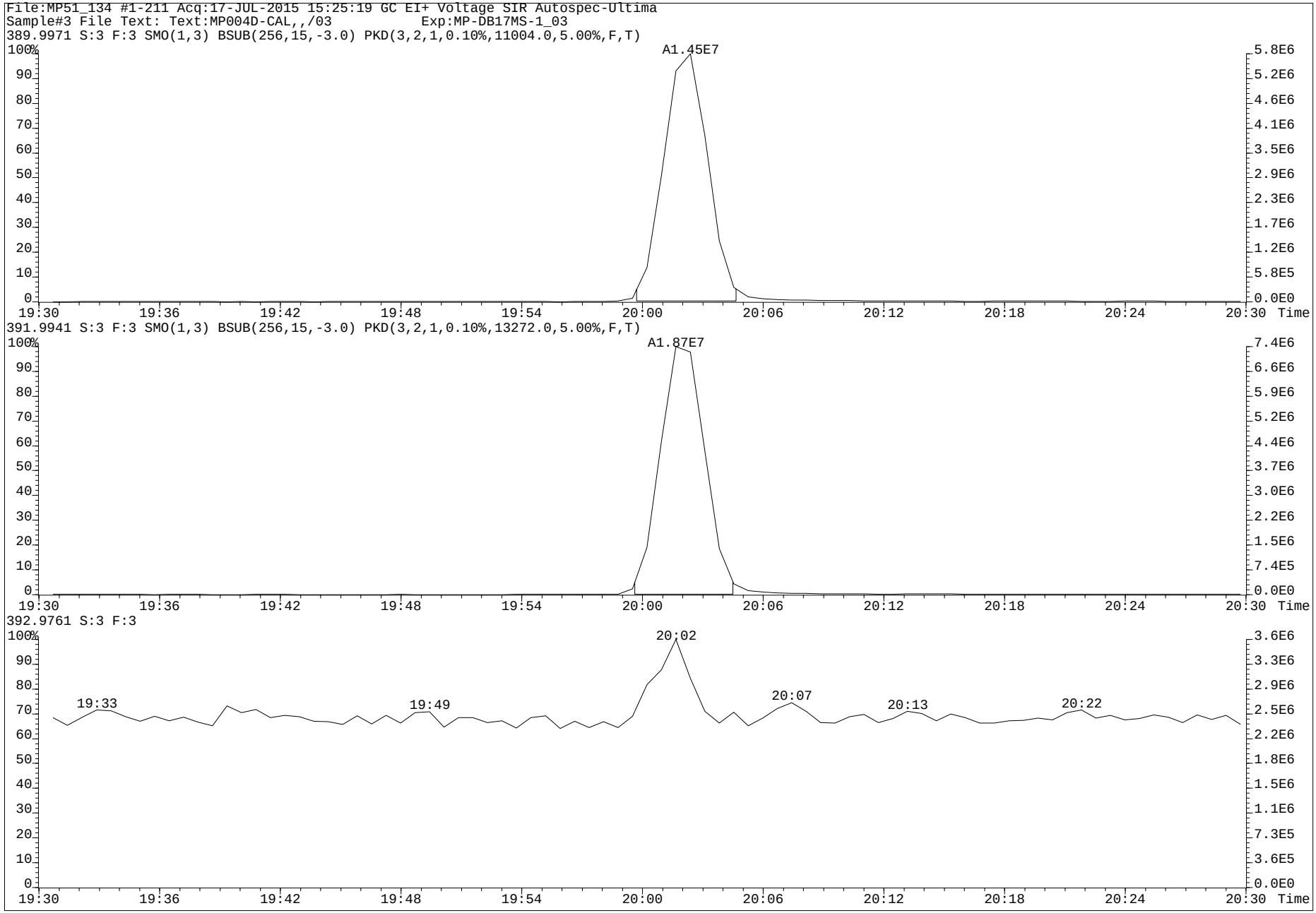
File:MP51_134 #1-211 Acq:17-JUL-2015 15:25:19 GC EI+ Voltage SIR Autospec-Ultima
Sample#3 File Text: Text:MP004D-CAL,,/03 Exp:MP-DB17MS-1_03
389.9971 S:3 F:3 SMO(1,3) BSUB(256,15,-3.0) PKD(3,2,1,0.10%,11004.0,5.00%,F,T)
A1.45E7
391.9941 S:3 F:3 SMO(1,3) BSUB(256,15,-3.0) PKD(3,2,1,0.10%,13272.0,5.00%,F,T)
A1.87E7
392.9761 S:3 F:3
20:02
19:33
19:49
20:07
20:13
20:22
Time

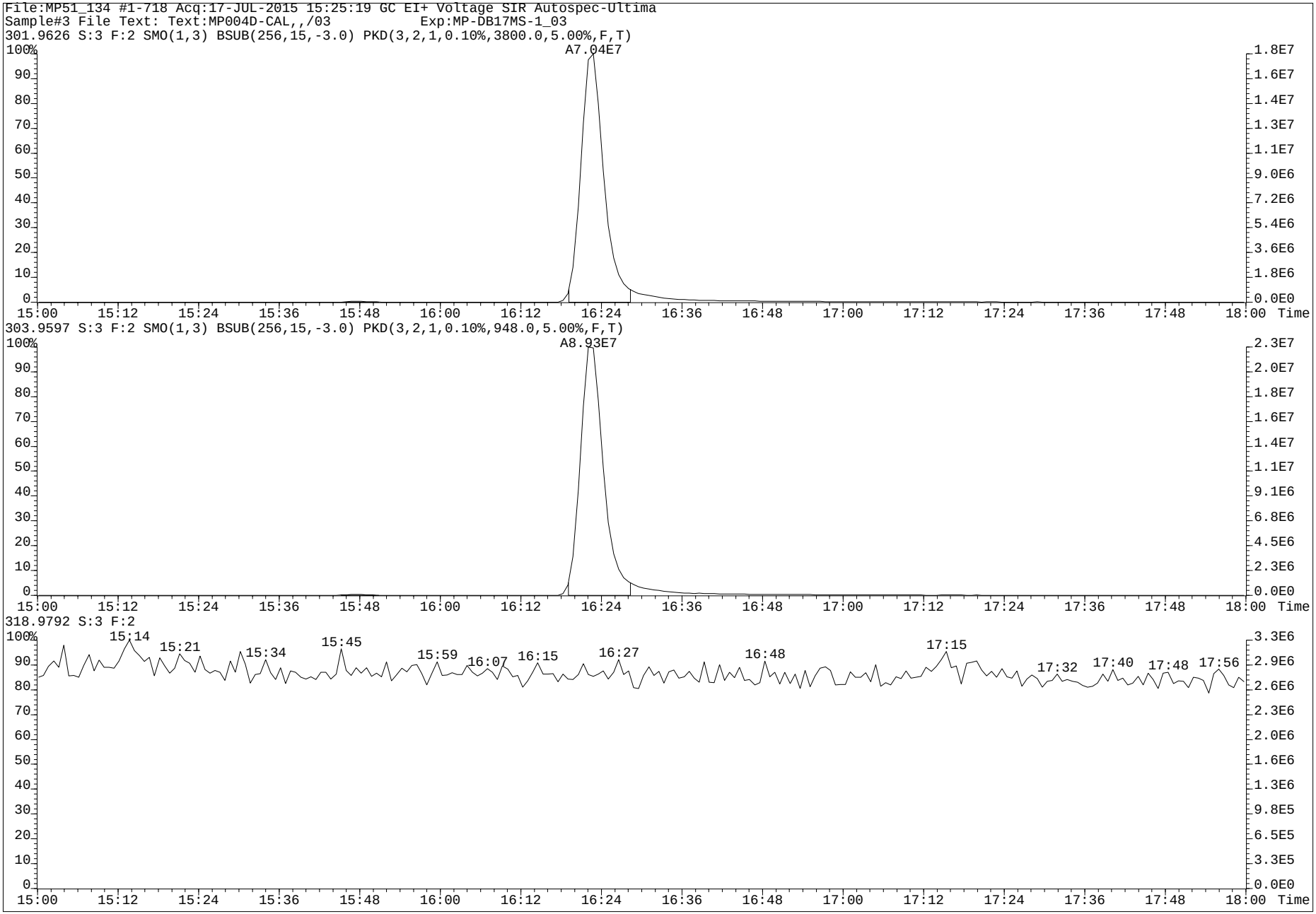
File:MP51_134 #1-718 Acq:17-JUL-2015 15:25:19 GC EI+ Voltage SIR Autospec-Ultima
Sample#3 File Text: Text:MP004D-CAL,,/03 Exp:MP-DB17MS-1_03
301.9626 S:3 F:2 SMO(1,3) BSUB(256,15,-3.0) PKD(3,2,1,0.10%,3800.0,5.00%,F,T)
A7.04E7
303.9597 S:3 F:2 SMO(1,3) BSUB(256,15,-3.0) PKD(3,2,1,0.10%,948.0,5.00%,F,T)
A8.93E7
318.9792 S:3 F:2
15:14
15:21
15:34
15:45
15:59
16:07
16:15
16:27
16:48
17:15
17:32
17:40
17:48
17:56
Time

www.axysanalytical.com

Run #5 Filename MP51_134 S: 2 I: 1 Acquired: 17-JUL-15 14:31:26 Processed: 20-JUL-15 14:49:07
Run: mp51_134-a Analyte: MP-DB17-C06 Cal: mp51_134-8a Results: mp51_134-a Version: V3.6 6-JAN-2000 17:51:42
Sample text: MP004E-CAL,,/03 Comments: 1,,2.0uL CS-5/Cal F1: 10.00 F2: 1.00

	Typ	Name	Amount	Resp	RA		RT	RF	RRF		Modified?
1	Unk	1-OH-Naphthalene	206.00	8.82e+08	0.86	n	8:07	-	1.2121	y	n
2	Unk	1-OH-Pyrene	206.00	1.13e+09	3.67	n	20:44	-	1.0210	y	n
3	Unk	3-OH-Chrysene	51.20	1.69e+08	1.97	n	23:00	-	0.7353	y	n
4	Unk	3-OH-Benz[a]anthracene	50.60	2.07e+08	2.03	n	23:11	-	0.9960	y	n
5	Unk	7,8-OH-Benzo[a]pyrene-C	50.70	*	*	n	NotF»	-	*	n	y
6	Unk	7,8-OH-Benzo[a]pyrene-T	50.80	*	*	n	NotF»	-	*	n	y
7	Unk	7,8-OH-Benzo[a]pyrene-3	101.40	*	*	n	NotF»	-	*	n	y
8	Unk	9-OH-Benzo[a]pyrene	51.30	8.82e+07	6.82	n	26:26	-	0.3836	y	n
9	Unk	3-OH-Benzo[a]pyrene	52.30	7.31e+07	5.30	n	26:42	-	0.6428	y	n
10	Unk	7,8-OH-Benzo[a]pyrene-4	101.40	*	*	n	NotF»	-	*	n	y
11	IS	13C6-1-OH-Naphthalene	250.00	8.83e+08	0.79	n	8:07	-	0.9569	y	n
12	IS	13C6-1-OH-Pyrene	250.00	1.34e+09	3.44	n	20:44	-	1.4507	y	n
13	IS	13C6-1-OH-BAA	252.00	1.04e+09	2.37	n	22:27	-	1.1149	y	n
14	IS	13C6-3-OH-Chrysene	252.50	1.13e+09	2.00	n	23:00	-	1.2147	y	n
15	IS	D11-3-OH-Benzo[a]pyrene	248.80	5.41e+08	6.32	n	26:36	-	0.5894	y	n
16	IS	13C-CL4-OH-PCB-79	50.00	3.62e+07	0.77	y	20:03	-	0.1962	y	n
17	IS	13C-CL4-PCB-79	0.00	*	*	n	NotF»	-	Div0	n	n
18	RS	13C-CL4-PCB-81	50.00	1.85e+08	0.80	y	16:23	3.69e+06	-	n	n
19	Tot	Fn1 Lock	0.00	-			-	-	-	n	n
20	Tot	Fn2 Lock	0.00	-			-	-	-	n	n
21	Tot	Fn3 Lock	0.00	-			-	-	-	n	n
22	Tot	Fn4 Lock	0.00	-			-	-	-	n	n
23	Tot	Fn4 Lock	0.00	-			-	-	-	n	n
24	Tot	Fn5 Lock	0.00	-			-	-	-	n	n
25	Tot	Fn6 Lock	0.00	-			-	-	-	n	n

PV AS 23-JUL-2015

SV by MW
10-Aug-2015

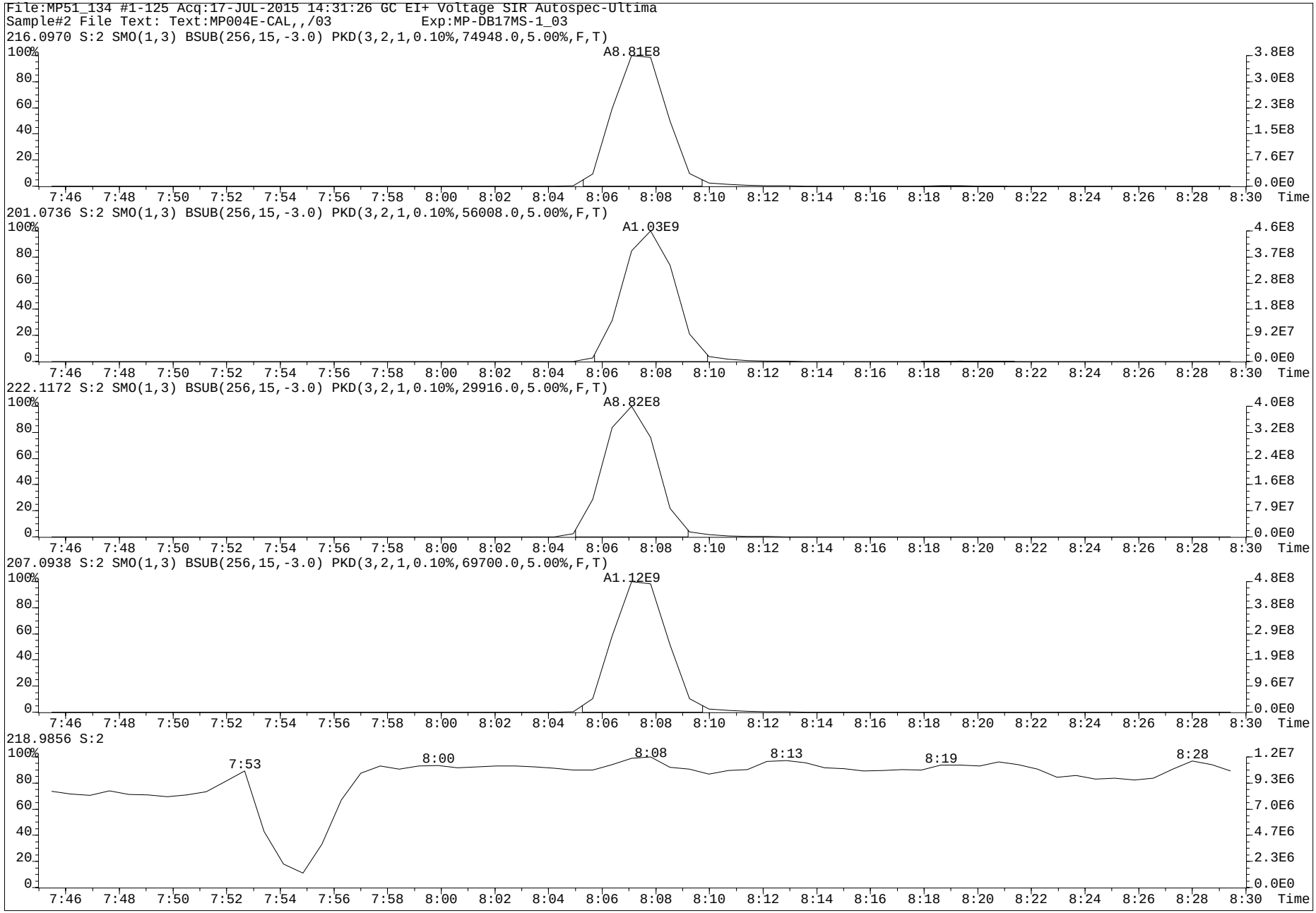
File:MP51_134 #1-125 Acq:17-JUL-2015 14:31:26 GC EI+ Voltage SIR Autospec-Ultima
Sample#2 File Text: Text:MP004E-CAL,,/03 Exp:MP-DB17MS-1_03
216.0970 S:2 SMO(1,3) BSUB(256,15,-3.0) PKD(3,2,1,0.10%,74948.0,5.00%,F,T)
A8.81E8
201.0736 S:2 SMO(1,3) BSUB(256,15,-3.0) PKD(3,2,1,0.10%,56008.0,5.00%,F,T)
A1.03E9
222.1172 S:2 SMO(1,3) BSUB(256,15,-3.0) PKD(3,2,1,0.10%,29916.0,5.00%,F,T)
A8.82E8
207.0938 S:2 SMO(1,3) BSUB(256,15,-3.0) PKD(3,2,1,0.10%,69700.0,5.00%,F,T)
A1.12E9
218.9856 S:2
7:53
8:00
8:08
8:13
8:19
8:28
Time

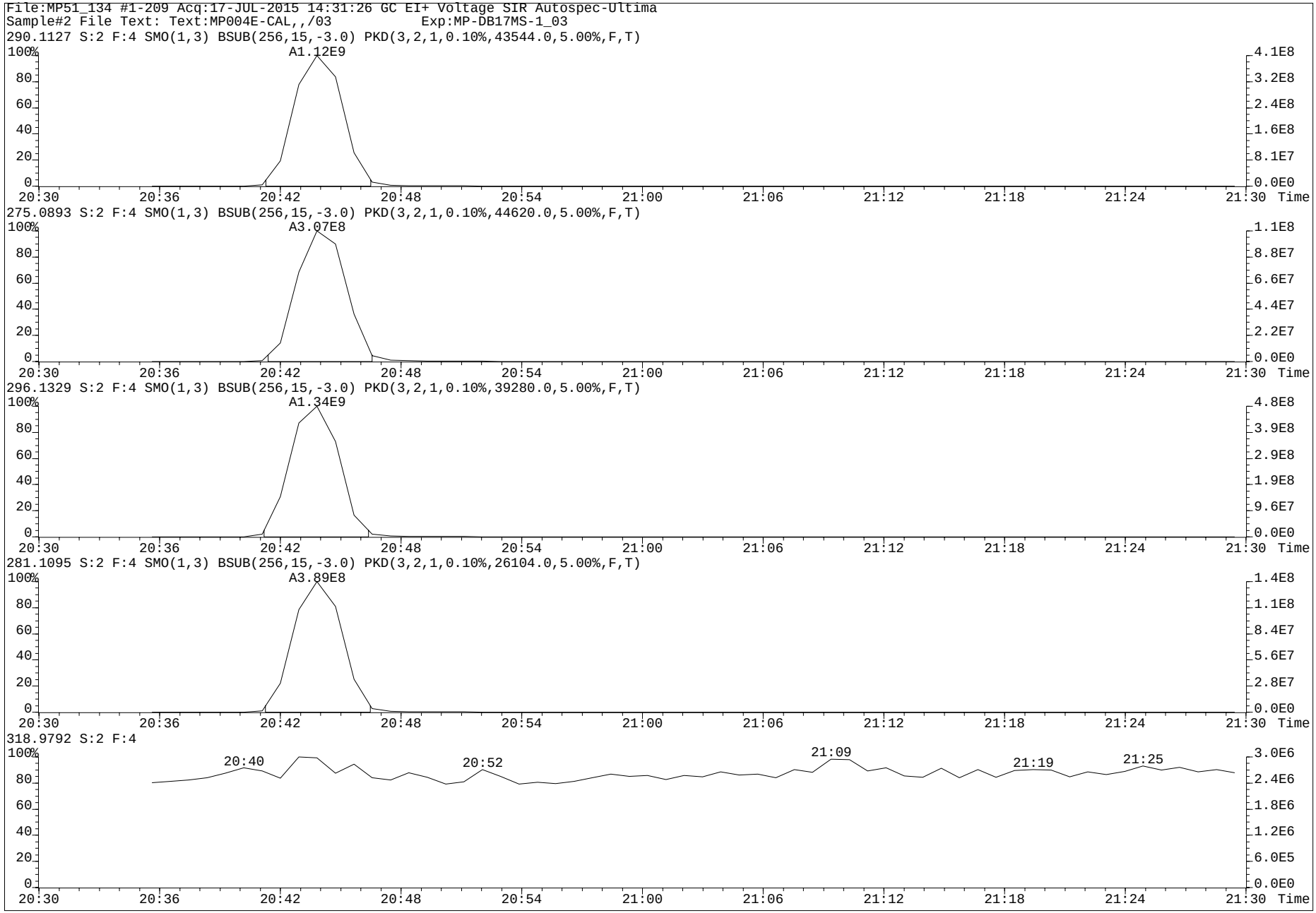
File:MP51_134 #1-209 Acq:17-JUL-2015 14:31:26 GC EI+ Voltage SIR Autospec-Ultima
Sample#2 File Text: Text:MP004E-CAL,,/03 Exp:MP-DB17MS-1_03
290.1127 S:2 F:4 SMO(1,3) BSUB(256,15,-3.0) PKD(3,2,1,0.10%,43544.0,5.00%,F,T)
A1.12E9
275.0893 S:2 F:4 SMO(1,3) BSUB(256,15,-3.0) PKD(3,2,1,0.10%,44620.0,5.00%,F,T)
A3.07E8
296.1329 S:2 F:4 SMO(1,3) BSUB(256,15,-3.0) PKD(3,2,1,0.10%,39280.0,5.00%,F,T)
A1.34E9
281.1095 S:2 F:4 SMO(1,3) BSUB(256,15,-3.0) PKD(3,2,1,0.10%,26104.0,5.00%,F,T)
A3.89E8
318.9792 S:2 F:4
20:40
20:52
21:09
21:19
21:25
Time

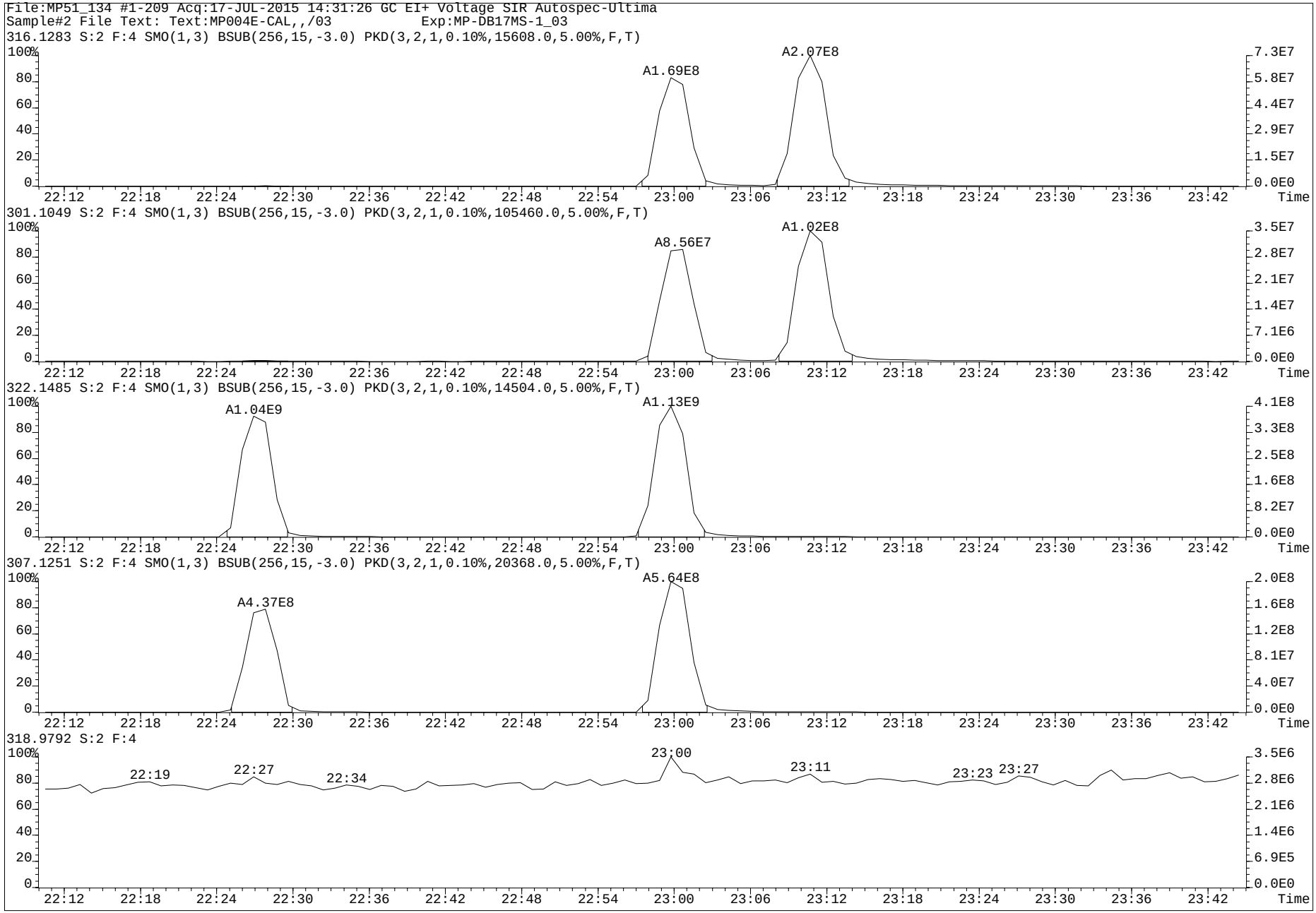
File:MP51_134 #1-209 Acq:17-JUL-2015 14:31:26 GC EI+ Voltage SIR Autospec-Ultima
Sample#2 File Text: Text:MP004E-CAL,,/03 Exp:MP-DB17MS-1_03
316.1283 S:2 F:4 SMO(1,3) BSUB(256,15,-3.0) PKD(3,2,1,0.10%,15608.0,5.00%,F,T)
A1.69E8
A2.07E8
301.1049 S:2 F:4 SMO(1,3) BSUB(256,15,-3.0) PKD(3,2,1,0.10%,105460.0,5.00%,F,T)
A8.56E7
A1.02E8
322.1485 S:2 F:4 SMO(1,3) BSUB(256,15,-3.0) PKD(3,2,1,0.10%,14504.0,5.00%,F,T)
A1.04E9
A1.13E9
307.1251 S:2 F:4 SMO(1,3) BSUB(256,15,-3.0) PKD(3,2,1,0.10%,20368.0,5.00%,F,T)
A4.37E8
A5.64E8
318.9792 S:2 F:4
22:19
22:27
22:34
23:00
23:11
23:23
23:27
Time

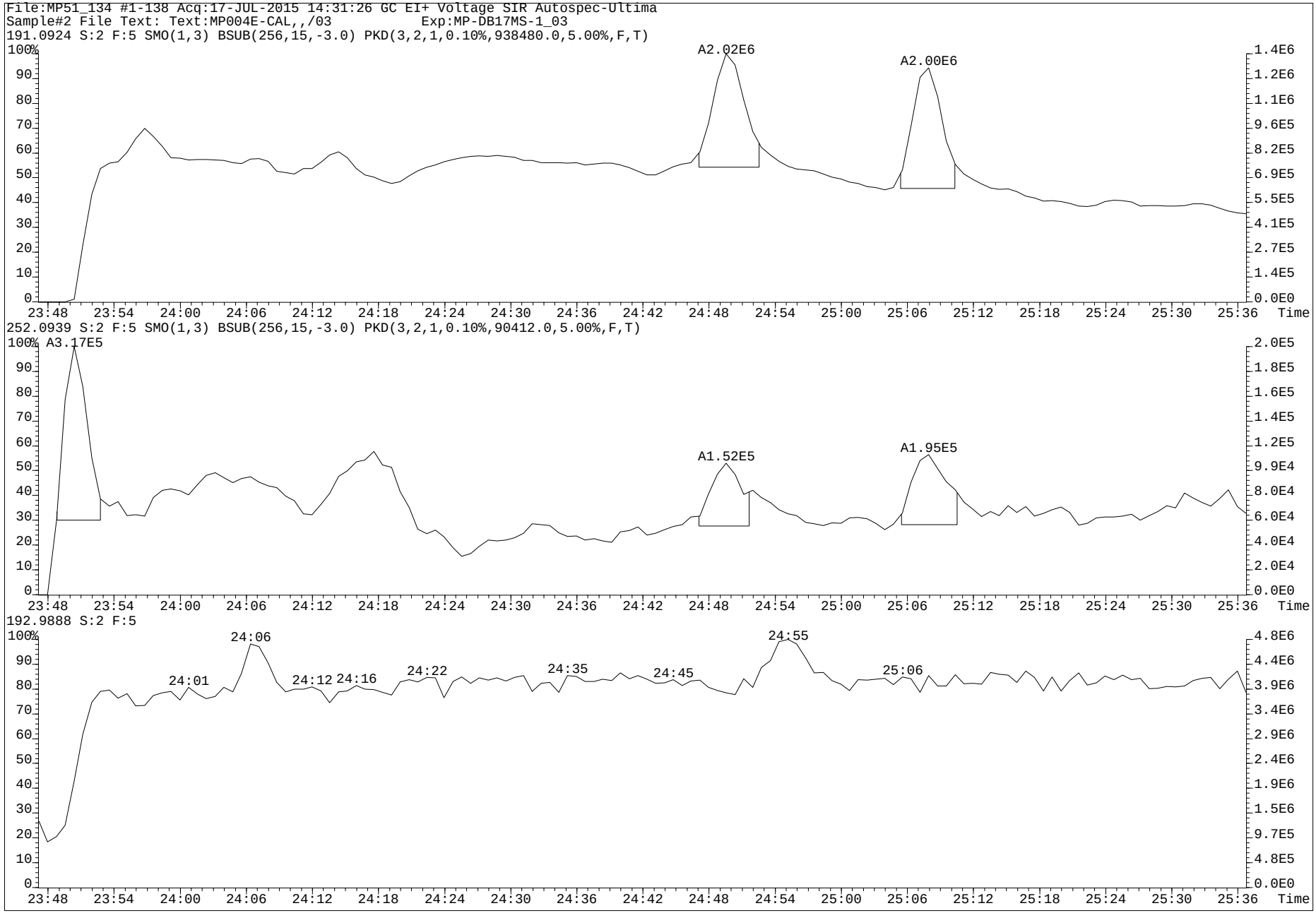
File:MP51_134 #1-138 Acq:17-JUL-2015 14:31:26 GC EI+ Voltage SIR Autospec-Ultima
Sample#2 File Text: Text:MP004E-CAL,,/03 Exp:MP-DB17MS-1_03
191.0924 S:2 F:5 SMO(1,3) BSUB(256,15,-3.0) PKD(3,2,1,0.10%,938480.0,5.00%,F,T)
A2.02E6
A2.00E6
252.0939 S:2 F:5 SMO(1,3) BSUB(256,15,-3.0) PKD(3,2,1,0.10%,90412.0,5.00%,F,T)
A3.17E5
A1.52E5
A1.95E5
192.9888 S:2 F:5
24:01
24:06
24:12
24:16
24:22
24:35
24:45
24:55
25:06
Time

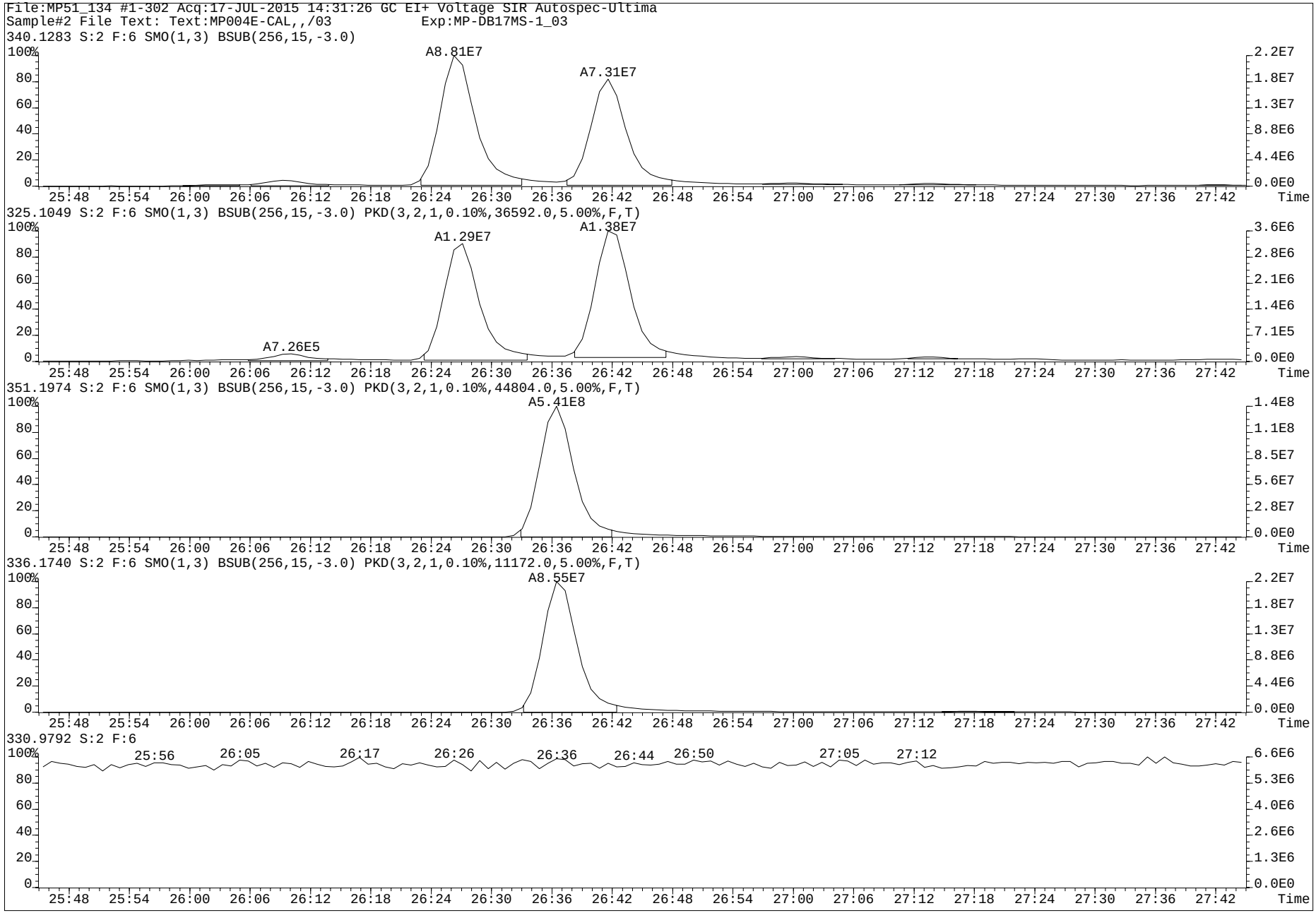
File:MP51_134 #1-302 Acq:17-JUL-2015 14:31:26 GC EI+ Voltage SIR Autospec-Ultima
Sample#2 File Text: Text:MP004E-CAL,,/03 Exp:MP-DB17MS-1_03
340.1283 S:2 F:6 SMO(1,3) BSUB(256,15,-3.0)
A8.81E7
A7.31E7
325.1049 S:2 F:6 SMO(1,3) BSUB(256,15,-3.0) PKD(3,2,1,0.10%,36592.0,5.00%,F,T)
A1.29E7
A1.38E7
A7.26E5
351.1974 S:2 F:6 SMO(1,3) BSUB(256,15,-3.0) PKD(3,2,1,0.10%,44804.0,5.00%,F,T)
A5.41E8
336.1740 S:2 F:6 SMO(1,3) BSUB(256,15,-3.0) PKD(3,2,1,0.10%,11172.0,5.00%,F,T)
A8.55E7
330.9792 S:2 F:6
25:56
26:05
26:17
26:26
26:36
26:44
26:50
27:05
27:12
Time

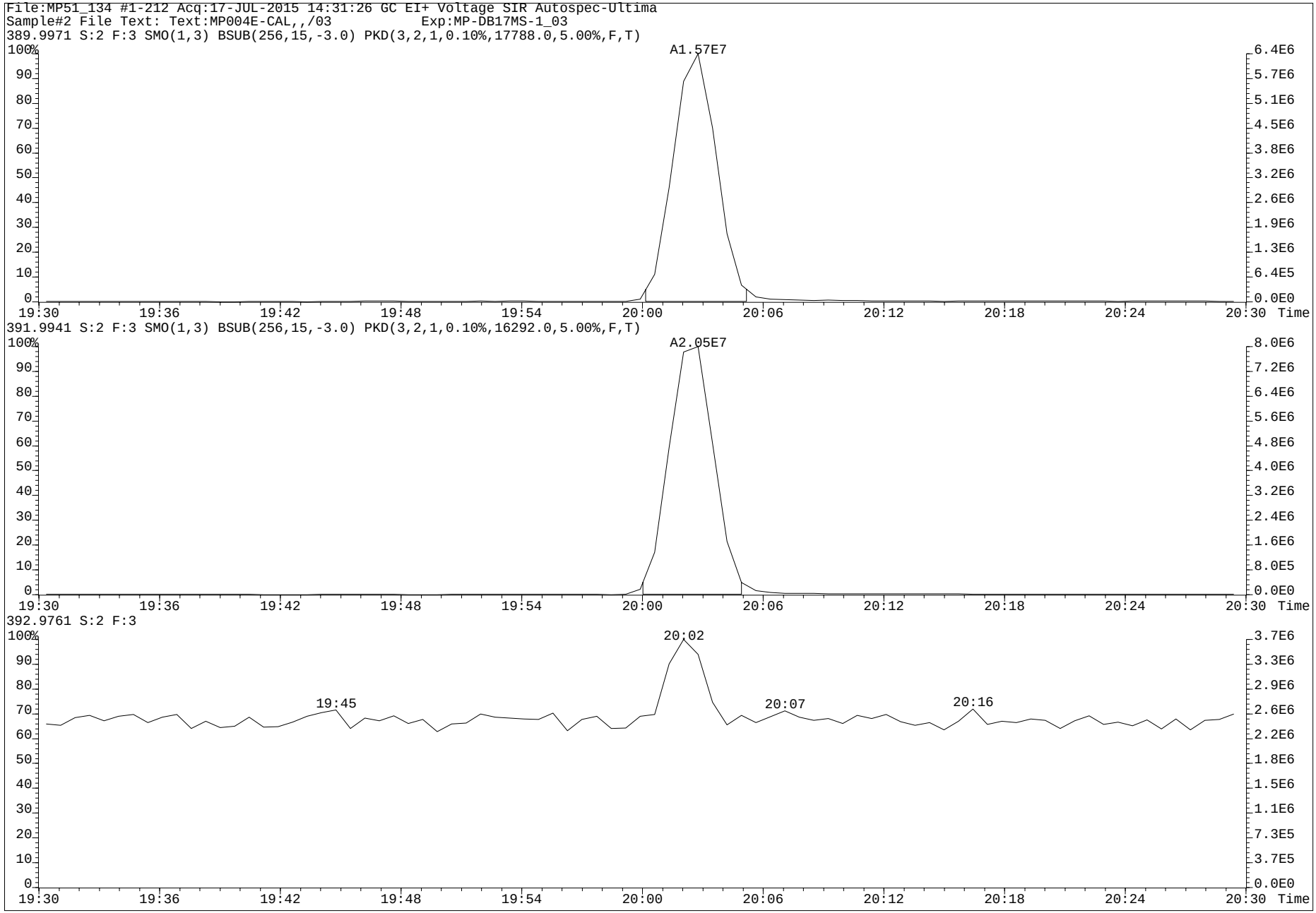
File:MP51_134 #1-212 Acq:17-JUL-2015 14:31:26 GC EI+ Voltage SIR Autospec-Ultima
Sample#2 File Text: Text:MP004E-CAL,,/03 Exp:MP-DB17MS-1_03
389.9971 S:2 F:3 SMO(1,3) BSUB(256,15,-3.0) PKD(3,2,1,0.10%,17788.0,5.00%,F,T)
A1.57E7
391.9941 S:2 F:3 SMO(1,3) BSUB(256,15,-3.0) PKD(3,2,1,0.10%,16292.0,5.00%,F,T)
A2.05E7
392.9761 S:2 F:3
20:02
19:45
20:07
20:16
19:30 19:36 19:42 19:48 19:54 20:00 20:06 20:12 20:18 20:24 20:30 Time

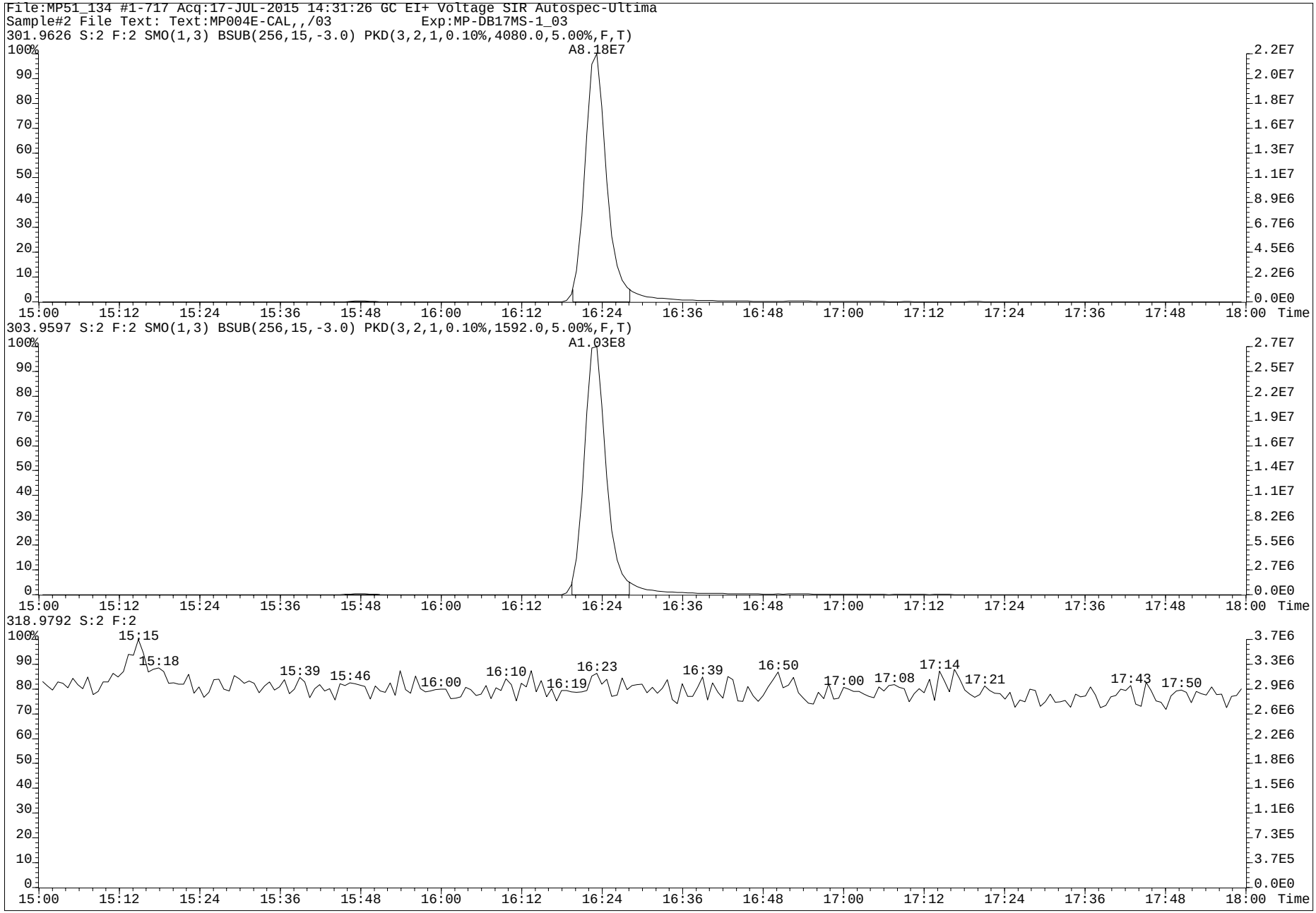
File:MP51_134 #1-717 Acq:17-JUL-2015 14:31:26 GC EI+ Voltage SIR Autospec-Ultima
Sample#2 File Text: Text:MP004E-CAL,,/03 Exp:MP-DB17MS-1_03
301.9626 S:2 F:2 SMO(1,3) BSUB(256,15,-3.0) PKD(3,2,1,0.10%,4080.0,5.00%,F,T)
A8.18E7
303.9597 S:2 F:2 SMO(1,3) BSUB(256,15,-3.0) PKD(3,2,1,0.10%,1592.0,5.00%,F,T)
A1.03E8
318.9792 S:2 F:2
15:15
15:18
15:39
15:46
16:00
16:10
16:19
16:23
16:39
16:50
17:00
17:08
17:14
17:21
17:43
17:50
Time

www.axysanalytical.com

Run #6 Filename MP51_134 S: 9 I: 1 Acquired: 17-JUL-15 18:49:57 Processed: 20-JUL-15 14:49:08
Run: mp51_134-a Analyte: MP-DB17-C06 Cal: mp51_134-8a Results: mp51_134-a Version: V3.6 6-JAN-2000 17:51:42
Sample text: MP004F-CAL,,/03 Comments: 1,,2.0uL CS-6 F1: 50.00 F2: 1.00

	Typ	Name	Amount	Resp	RA		RT	RF	RRF		Modified?
1	Unk	1-OH-Naphthalene	206.00	9.31e+08	0.89	n	8:06	-	1.2655	y	n
2	Unk	1-OH-Pyrene	206.00	9.84e+08	3.57	n	20:43	-	1.0329	y	n
3	Unk	3-OH-Chrysene	256.00	8.21e+08	1.91	n	22:59	-	0.7722	y	n
4	Unk	3-OH-Benz[a]anthracene	253.00	9.95e+08	1.94	n	23:10	-	1.0955	y	n
5	Unk	7,8-OH-Benzo[a]pyrene-C	253.50	*	*	n	NotF»	-	*	n	n
6	Unk	7,8-OH-Benzo[a]pyrene-T	254.00	*	*	n	NotF»	-	*	n	n
7	Unk	7,8-OH-Benzo[a]pyrene-3	507.00	*	*	n	NotF»	-	*	n	y
8	Unk	9-OH-Benzo[a]pyrene	256.50	3.78e+08	6.75	n	26:25	-	0.3547	y	n
9	Unk	3-OH-Benzo[a]pyrene	261.50	3.14e+08	5.19	n	26:41	-	0.7003	y	n
10	Unk	7,8-OH-Benzo[a]pyrene-4	507.00	*	*	n	NotF»	-	*	n	y
11	IS	13C6-1-OH-Naphthalene	250.00	8.93e+08	0.76	n	8:06	-	1.1700	y	n
12	IS	13C6-1-OH-Pyrene	250.00	1.16e+09	3.31	n	20:43	-	1.5153	y	n
13	IS	13C6-1-OH-BAA	252.00	9.05e+08	2.20	n	22:26	-	1.1766	y	n
14	IS	13C6-3-OH-Chrysene	252.50	1.05e+09	1.92	n	22:59	-	1.3599	y	n
15	IS	D11-3-OH-Benzo[a]pyrene	248.80	4.27e+08	6.12	n	26:36	-	0.5618	y	n
16	IS	13C-CL4-OH-PCB-79	50.00	3.42e+07	0.80	y	20:02	-	0.2239	y	n
17	IS	13C-CL4-PCB-79	0.00	*	*	n	NotF»	-	Div0	n	n
18	RS	13C-CL4-PCB-81	50.00	1.53e+08	0.79	y	16:23	3.05e+06	-	n	n
19	Tot	Fn1 Lock	0.00	-			-	-	-	n	n
20	Tot	Fn2 Lock	0.00	-			-	-	-	n	n
21	Tot	Fn3 Lock	0.00	-			-	-	-	n	n
22	Tot	Fn4 Lock	0.00	-			-	-	-	n	n
23	Tot	Fn4 Lock	0.00	-			-	-	-	n	n
24	Tot	Fn5 Lock	0.00	-			-	-	-	n	n
25	Tot	Fn6 Lock	0.00	-			-	-	-	n	n

PV AS 23-JUL-2015

SV by MW
10-Aug-2015

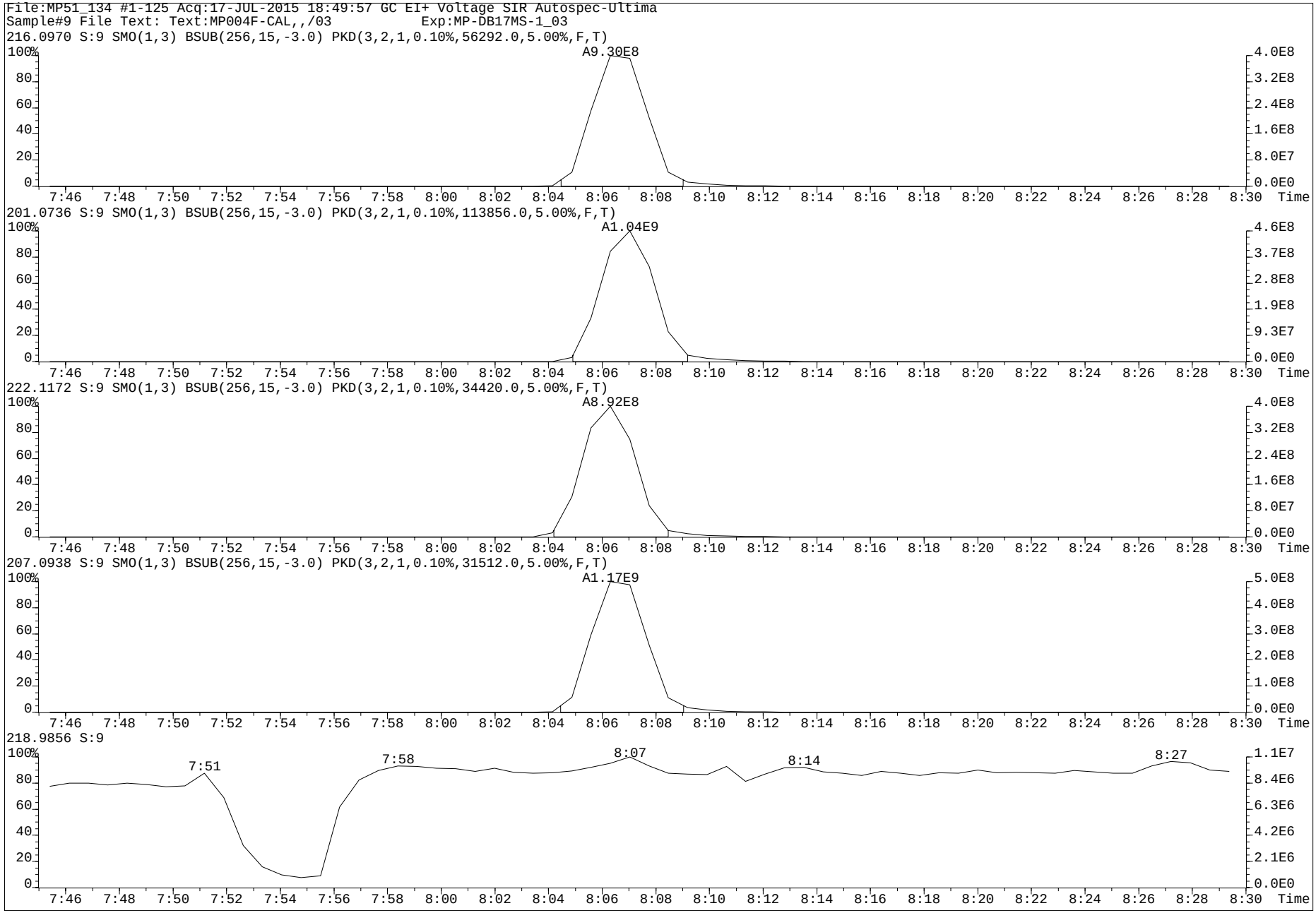
File:MP51_134 #1-125 Acq:17-JUL-2015 18:49:57 GC EI+ Voltage SIR Autospec-Ultima
Sample#9 File Text: Text:MP004F-CAL,,/03 Exp:MP-DB17MS-1_03
216.0970 S:9 SMO(1,3) BSUB(256,15,-3.0) PKD(3,2,1,0.10%,56292.0,5.00%,F,T)
A9.30E8
201.0736 S:9 SMO(1,3) BSUB(256,15,-3.0) PKD(3,2,1,0.10%,113856.0,5.00%,F,T)
A1.04E9
222.1172 S:9 SMO(1,3) BSUB(256,15,-3.0) PKD(3,2,1,0.10%,34420.0,5.00%,F,T)
A8.92E8
207.0938 S:9 SMO(1,3) BSUB(256,15,-3.0) PKD(3,2,1,0.10%,31512.0,5.00%,F,T)
A1.17E9
218.9856 S:9
7:51
7:58
8:07
8:14
8:27
Time

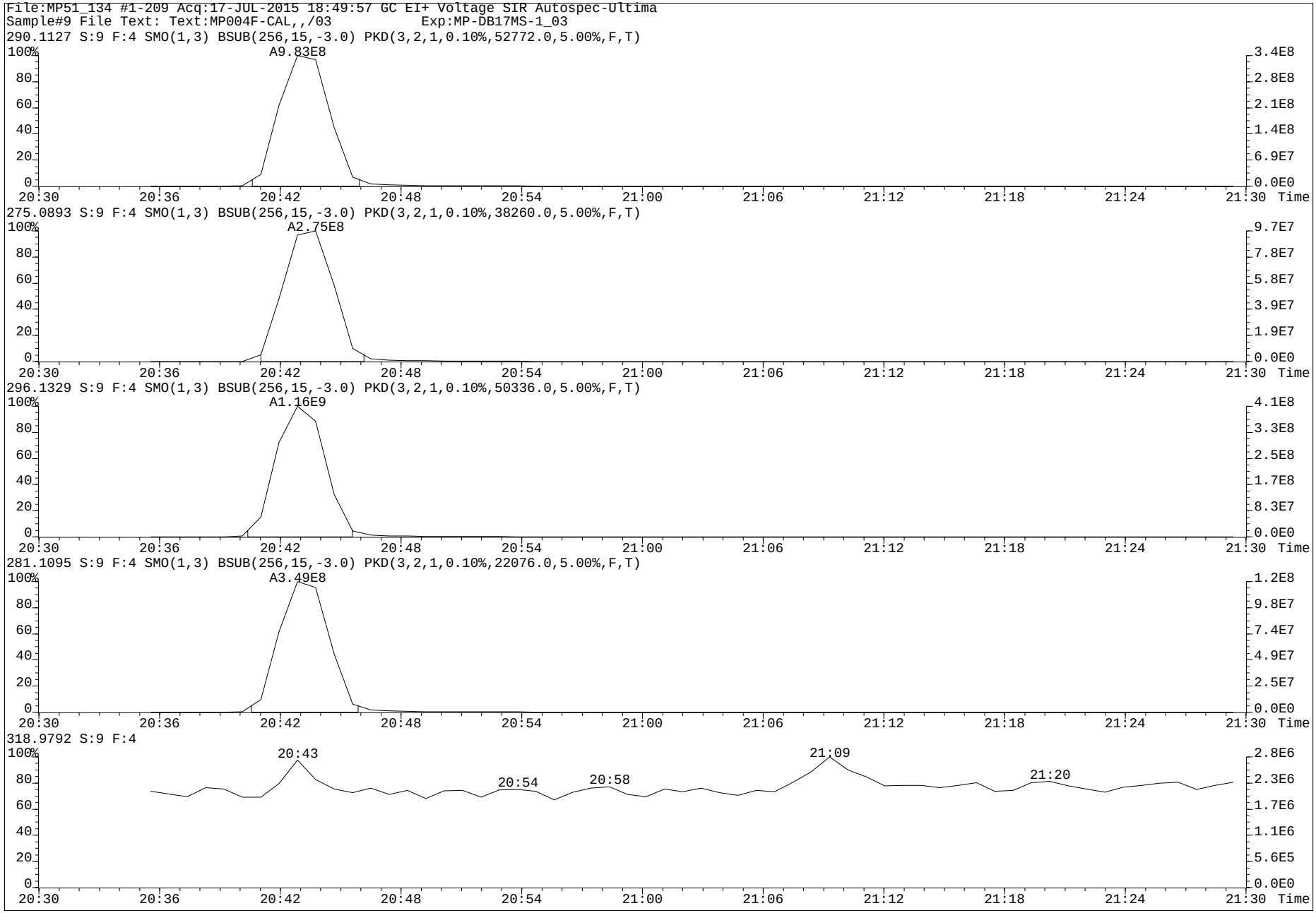
File:MP51_134 #1-209 Acq:17-JUL-2015 18:49:57 GC EI+ Voltage SIR Autospec-Ultima
Sample#9 File Text: Text:MP004F-CAL,,/03 Exp:MP-DB17MS-1_03
290.1127 S:9 F:4 SMO(1,3) BSUB(256,15,-3.0) PKD(3,2,1,0.10%,52772.0,5.00%,F,T)
A9.83E8
275.0893 S:9 F:4 SMO(1,3) BSUB(256,15,-3.0) PKD(3,2,1,0.10%,38260.0,5.00%,F,T)
A2.75E8
296.1329 S:9 F:4 SMO(1,3) BSUB(256,15,-3.0) PKD(3,2,1,0.10%,50336.0,5.00%,F,T)
A1.16E9
281.1095 S:9 F:4 SMO(1,3) BSUB(256,15,-3.0) PKD(3,2,1,0.10%,22076.0,5.00%,F,T)
A3.49E8
318.9792 S:9 F:4
20:43
20:54
20:58
21:09
21:20
Time

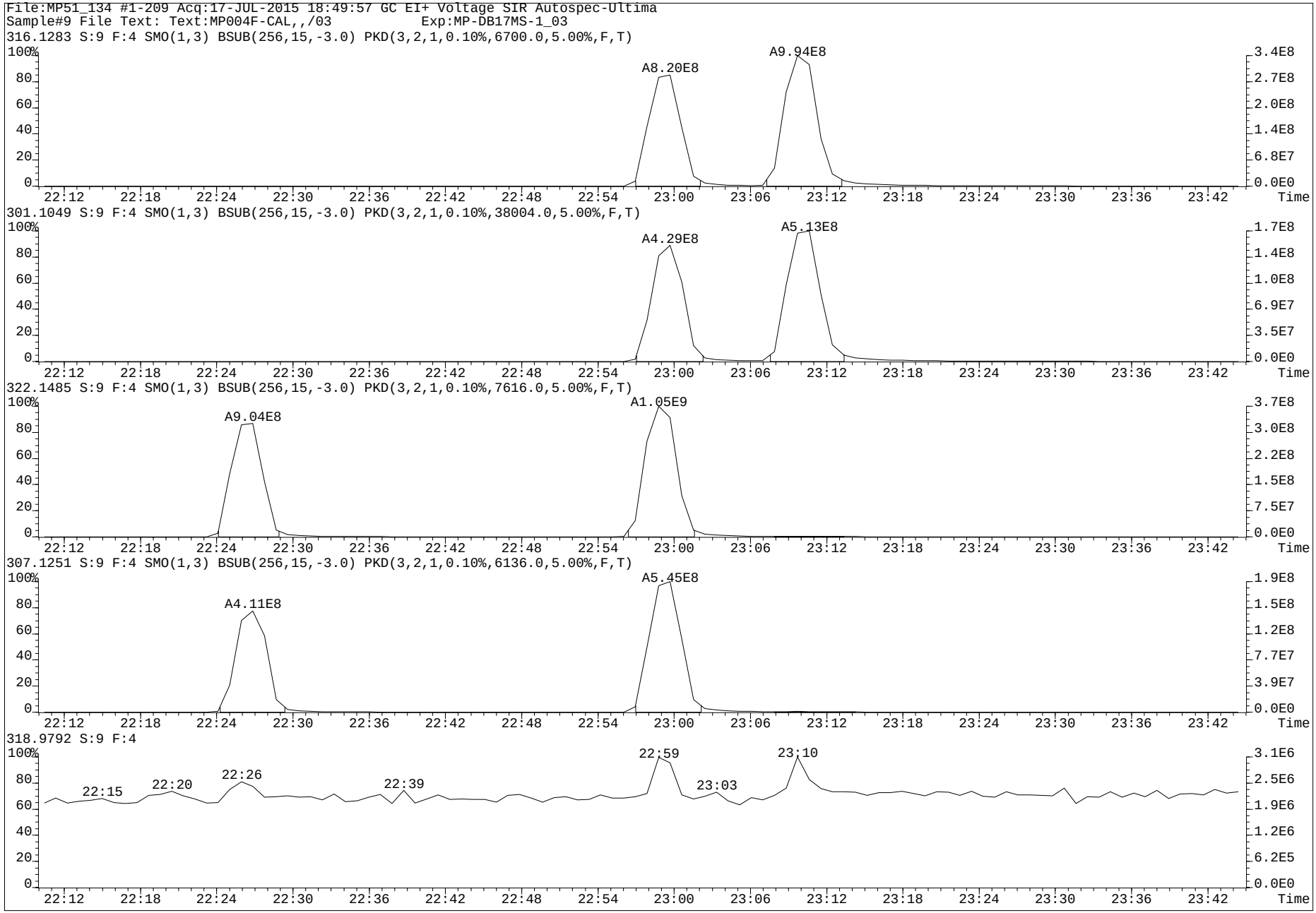
File:MP51_134 #1-209 Acq:17-JUL-2015 18:49:57 GC EI+ Voltage SIR Autospec-Ultima
Sample#9 File Text: Text:MP004F-CAL,,/03 Exp:MP-DB17MS-1_03
316.1283 S:9 F:4 SMO(1,3) BSUB(256,15,-3.0) PKD(3,2,1,0.10%,6700.0,5.00%,F,T)
A8.20E8
A9.94E8
301.1049 S:9 F:4 SMO(1,3) BSUB(256,15,-3.0) PKD(3,2,1,0.10%,38004.0,5.00%,F,T)
A4.29E8
A5.13E8
322.1485 S:9 F:4 SMO(1,3) BSUB(256,15,-3.0) PKD(3,2,1,0.10%,7616.0,5.00%,F,T)
A9.04E8
A1.05E9
307.1251 S:9 F:4 SMO(1,3) BSUB(256,15,-3.0) PKD(3,2,1,0.10%,6136.0,5.00%,F,T)
A4.11E8
A5.45E8
318.9792 S:9 F:4
22:15
22:20
22:26
22:39
22:59
23:03
23:10
Time

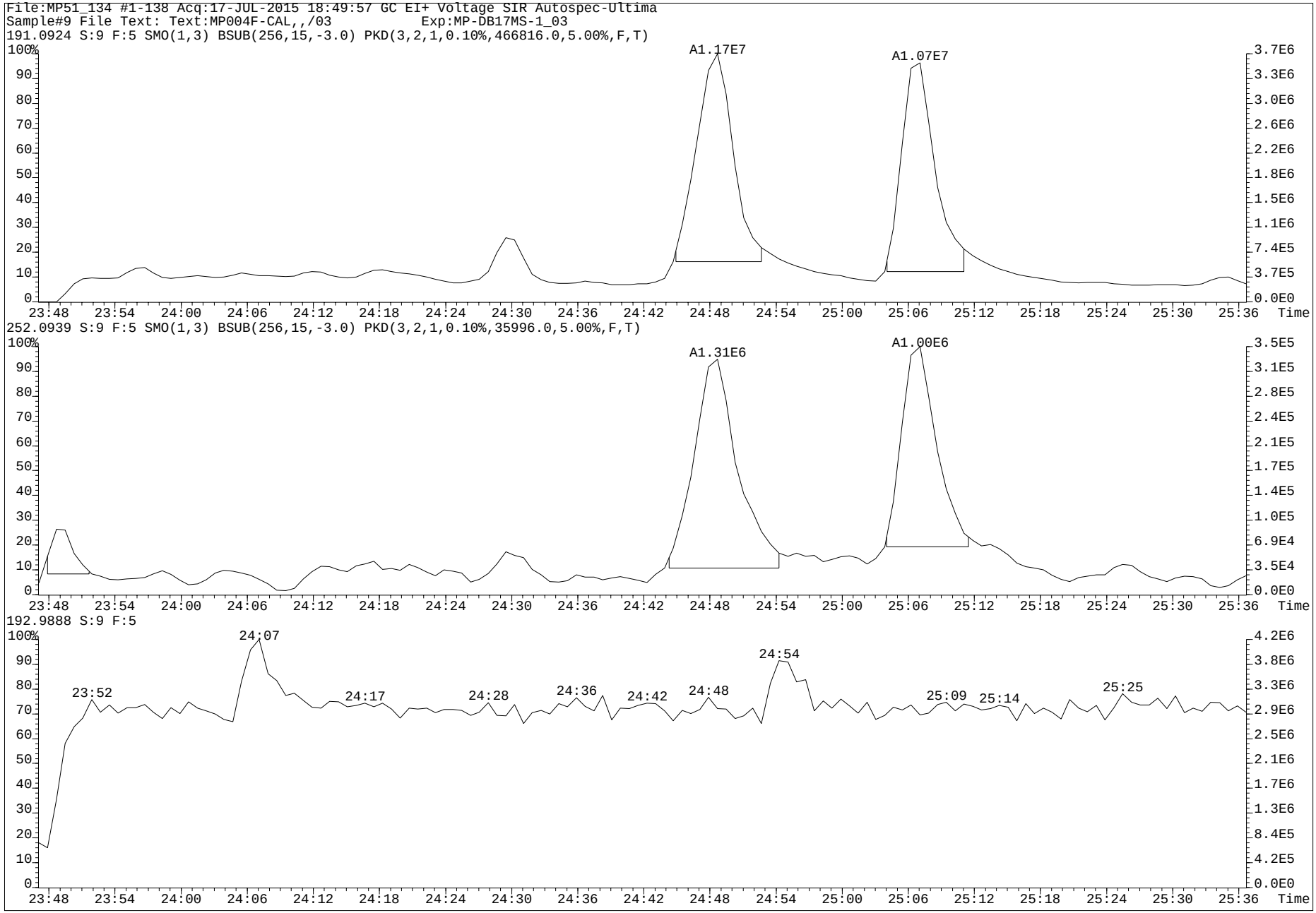
File:MP51_134 #1-138 Acq:17-JUL-2015 18:49:57 GC EI+ Voltage SIR Autospec-Ultima
Sample#9 File Text: Text:MP004F-CAL,,/03 Exp:MP-DB17MS-1_03
191.0924 S:9 F:5 SMO(1,3) BSUB(256,15,-3.0) PKD(3,2,1,0.10%,466816.0,5.00%,F,T)
A1.17E7
A1.07E7
252.0939 S:9 F:5 SMO(1,3) BSUB(256,15,-3.0) PKD(3,2,1,0.10%,35996.0,5.00%,F,T)
A1.31E6
A1.00E6
192.9888 S:9 F:5
24:07
23:52
24:17
24:28
24:36
24:42
24:48
24:54
25:09
25:14
25:25
Time

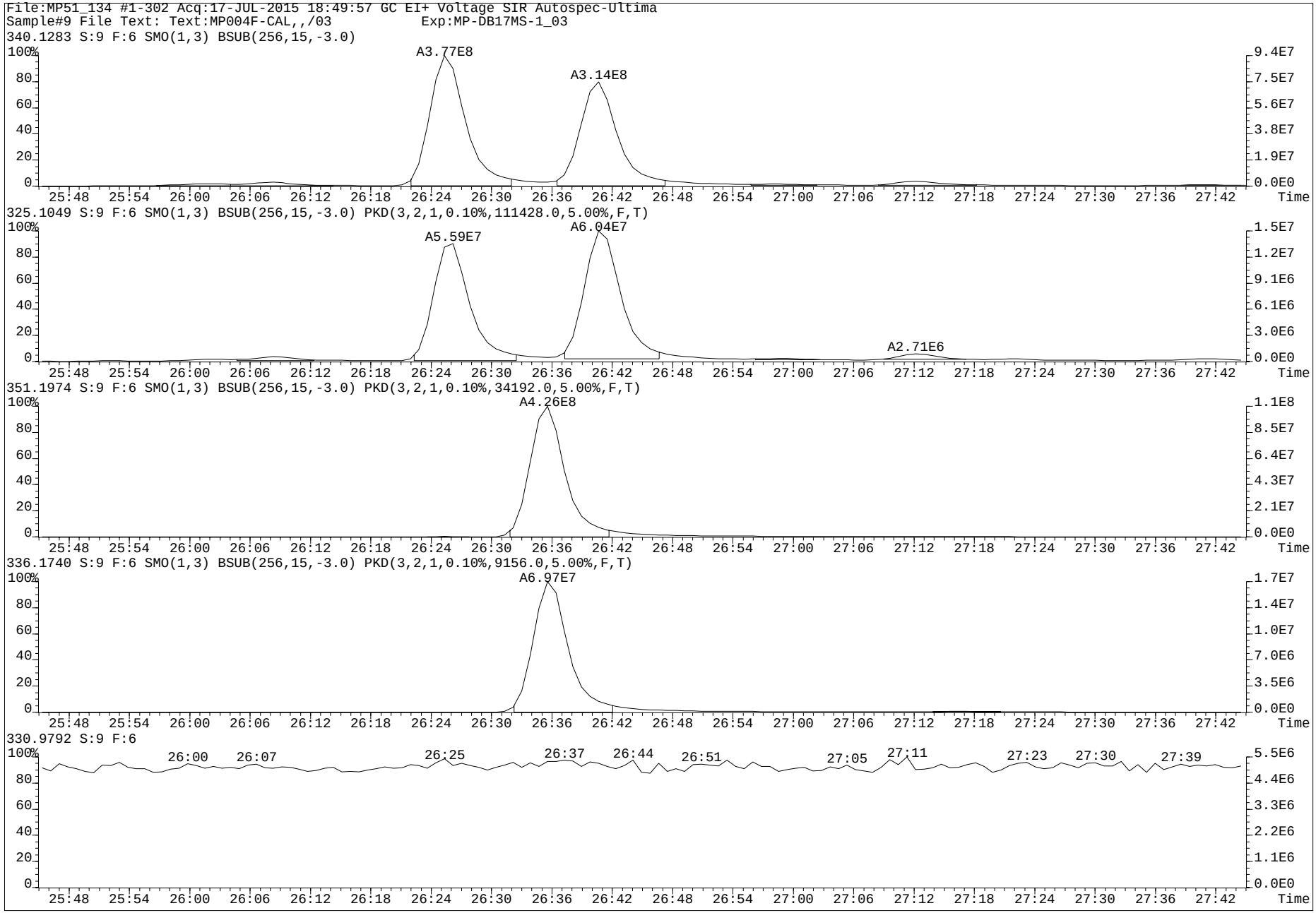
File:MP51_134 #1-302 Acq:17-JUL-2015 18:49:57 GC EI+ Voltage SIR Autospec-Ultima
Sample#9 File Text: Text:MP004F-CAL,,/03 Exp:MP-DB17MS-1_03
340.1283 S:9 F:6 SMO(1,3) BSUB(256,15,-3.0)
A3.77E8
A3.14E8
325.1049 S:9 F:6 SMO(1,3) BSUB(256,15,-3.0) PKD(3,2,1,0.10%,111428.0,5.00%,F,T)
A5.59E7
A6.04E7
A2.71E6
351.1974 S:9 F:6 SMO(1,3) BSUB(256,15,-3.0) PKD(3,2,1,0.10%,34192.0,5.00%,F,T)
A4.26E8
336.1740 S:9 F:6 SMO(1,3) BSUB(256,15,-3.0) PKD(3,2,1,0.10%,9156.0,5.00%,F,T)
A6.97E7
330.9792 S:9 F:6
Time

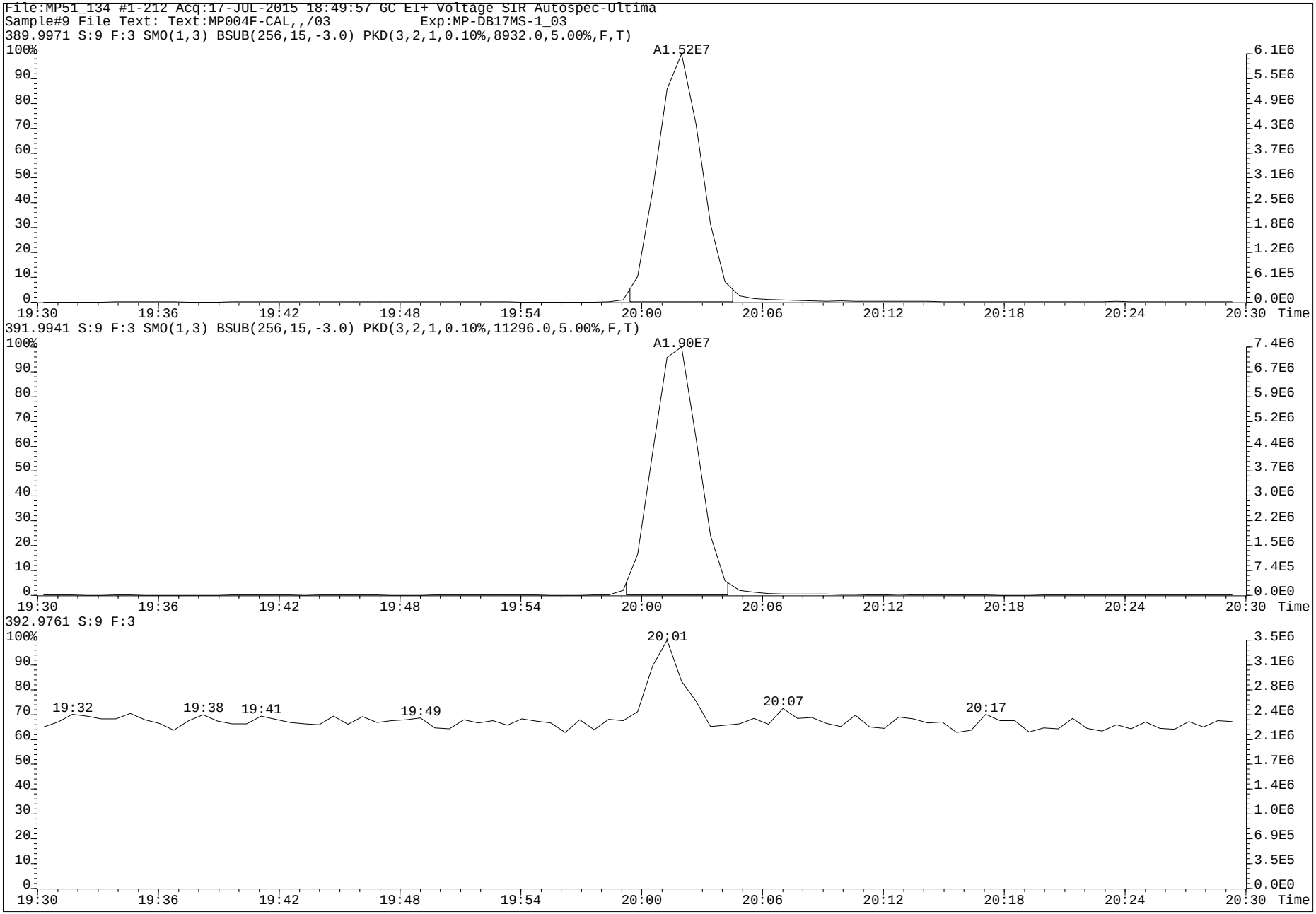
File:MP51_134 #1-212 Acq:17-JUL-2015 18:49:57 GC EI+ Voltage SIR Autospec-Ultima
Sample#9 File Text: Text:MP004F-CAL,,/03 Exp:MP-DB17MS-1_03
389.9971 S:9 F:3 SMO(1,3) BSUB(256,15,-3.0) PKD(3,2,1,0.10%,8932.0,5.00%,F,T)
A1.52E7
391.9941 S:9 F:3 SMO(1,3) BSUB(256,15,-3.0) PKD(3,2,1,0.10%,11296.0,5.00%,F,T)
A1.90E7
392.9761 S:9 F:3
20:01
19:32
19:38
19:41
19:49
20:07
20:17
Time

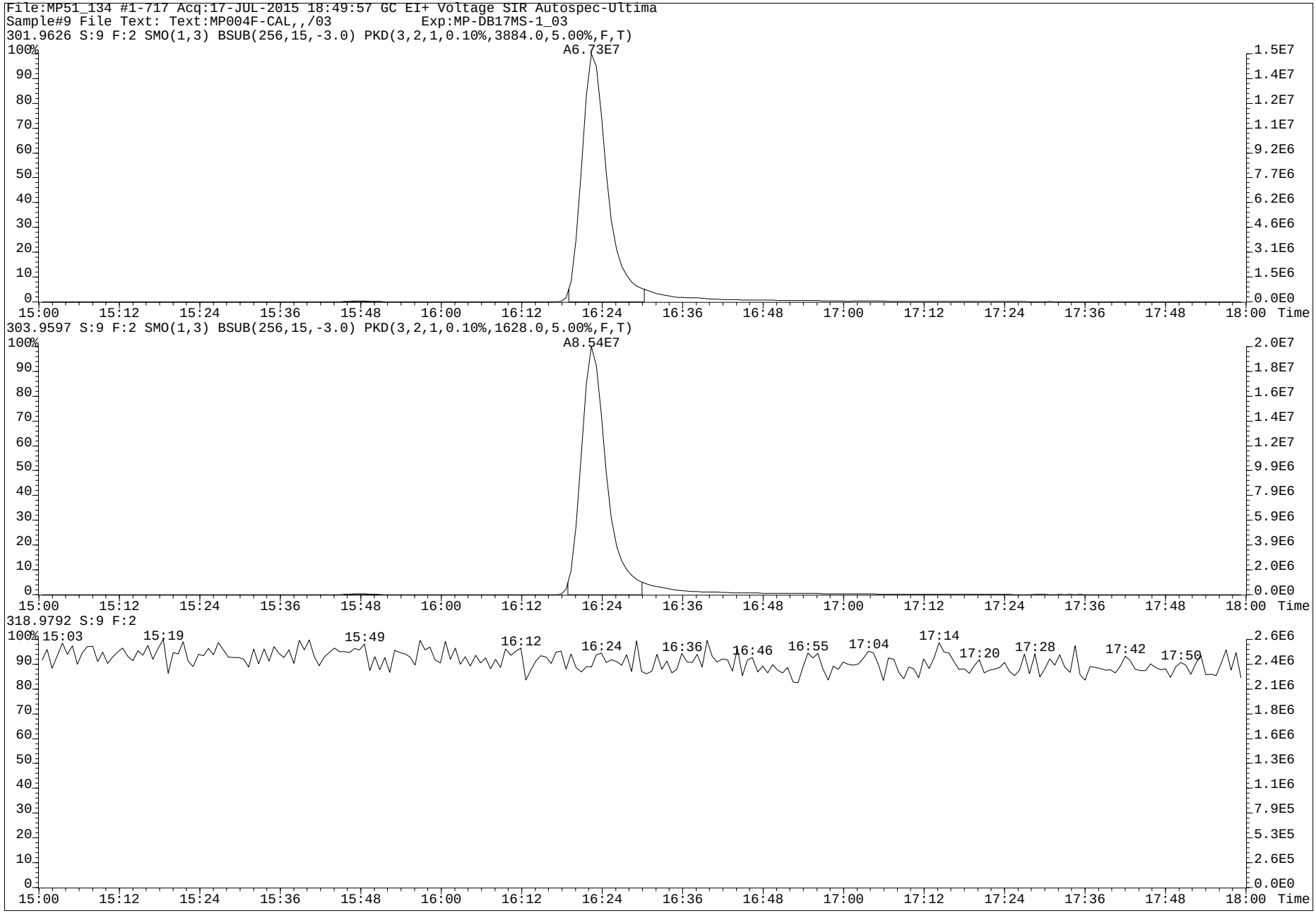
File:MP51_134 #1-717 Acq:17-JUL-2015 18:49:57 GC EI+ Voltage SIR Autospec-Ultima
Sample#9 File Text: Text:MP004F-CAL,,/03 Exp:MP-DB17MS-1_03
301.9626 S:9 F:2 SMO(1,3) BSUB(256,15,-3.0) PKD(3,2,1,0.10%,3884.0,5.00%,F,T)
A6.73E7
303.9597 S:9 F:2 SMO(1,3) BSUB(256,15,-3.0) PKD(3,2,1,0.10%,1628.0,5.00%,F,T)
A8.54E7
318.9792 S:9 F:2
15:03
15:19
15:49
16:12
16:24
16:36
16:46
16:55
17:04
17:14
17:20
17:28
17:42
17:50
Time

www.axysanalytical.com

Run #7 Filename MP51_134 S: 8 I: 1 Acquired: 17-JUL-15 18:15:50 Processed: 20-JUL-15 14:49:09
Run: mp51_134-a Analyte: MP-DB17-C06 Cal: mp51_134-8a Results: mp51_134-a Version: V3.6 6-JAN-2000 17:51:42
Sample text: MP004G-CAL,,/03 Comments: 1,,2.0uL CS-7 F1: 100.00 F2: 1.00

	Typ	Name	Amount	Resp	RA		RT	RF	RRF		Modified?
1	Unk	1-OH-Naphthalene	206.00	9.02e+08	0.91	n	8:06	-	1.2205	y	n
2	Unk	1-OH-Pyrene	206.00	1.04e+09	3.43	n	20:43	-	1.0268	y	n
3	Unk	3-OH-Chrysene	512.00	1.78e+09	2.00	n	22:59	-	0.7402	y	n
4	Unk	3-OH-Benz[a]anthracene	506.00	2.28e+09	1.57	n	23:09	-	1.2017	y	n
5	Unk	7,8-OH-Benzo[a]pyrene-C	507.00	*	*	n	NotF»	-	*	n	n
6	Unk	7,8-OH-Benzo[a]pyrene-T	508.00	*	*	n	NotF»	-	*	n	n
7	Unk	7,8-OH-Benzo[a]pyrene-3	1014.00	*	*	n	NotF»	-	*	n	y
8	Unk	9-OH-Benzo[a]pyrene	513.00	1.11e+09	6.69	n	26:25	-	0.4621	y	n
9	Unk	3-OH-Benzo[a]pyrene	523.00	*	*	n	NotF»	-	*	n	y
10	Unk	7,8-OH-Benzo[a]pyrene-4	1014.00	*	*	n	NotF»	-	*	n	y
11	IS	13C6-1-OH-Naphthalene	250.00	8.97e+08	0.80	n	8:06	-	1.1668	y	n
12	IS	13C6-1-OH-Pyrene	250.00	1.23e+09	3.26	n	20:42	-	1.6019	y	n
13	IS	13C6-1-OH-BAA	252.00	9.44e+08	2.30	n	22:26	-	1.2182	y	n
14	IS	13C6-3-OH-Chrysene	252.50	1.18e+09	1.99	n	22:58	-	1.5250	y	n
15	IS	D11-3-OH-Benzo[a]pyrene	248.80	4.89e+08	6.36	n	26:35	-	0.6392	y	n
16	IS	13C-CL4-OH-PCB-79	50.00	3.58e+07	0.79	y	20:01	-	0.2329	y	n
17	IS	13C-CL4-PCB-79	0.00	*	*	n	NotF»	-	Div0	n	n
18	RS	13C-CL4-PCB-81	50.00	1.54e+08	0.79	y	16:23	3.08e+06	-	n	n
19	Tot	Fn1 Lock	0.00	-			-	-	-	n	n
20	Tot	Fn2 Lock	0.00	-			-	-	-	n	n
21	Tot	Fn3 Lock	0.00	-			-	-	-	n	n
22	Tot	Fn4 Lock	0.00	-			-	-	-	n	n
23	Tot	Fn4 Lock	0.00	-			-	-	-	n	n
24	Tot	Fn5 Lock	0.00	-			-	-	-	n	n
25	Tot	Fn6 Lock	0.00	-			-	-	-	n	n

PV AS 23-JUL-2015

SV MW
10-Aug-2015

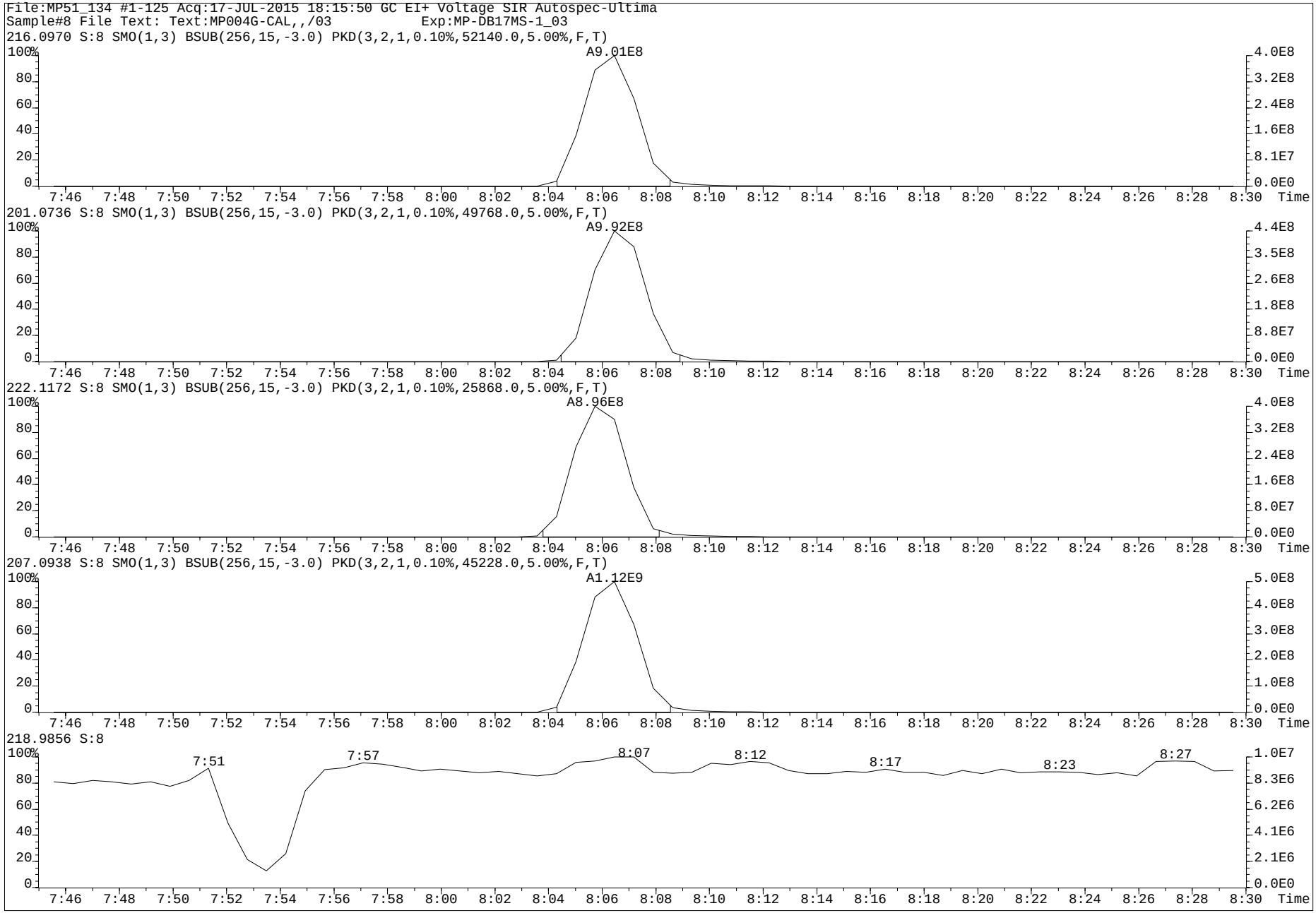
File:MP51_134 #1-125 Acq:17-JUL-2015 18:15:50 GC EI+ Voltage SIR Autospec-Ultima
Sample#8 File Text: Text:MP004G-CAL,,/03 Exp:MP-DB17MS-1_03
216.0970 S:8 SMO(1,3) BSUB(256,15,-3.0) PKD(3,2,1,0.10%,52140.0,5.00%,F,T)
A9.01E8
201.0736 S:8 SMO(1,3) BSUB(256,15,-3.0) PKD(3,2,1,0.10%,49768.0,5.00%,F,T)
A9.92E8
222.1172 S:8 SMO(1,3) BSUB(256,15,-3.0) PKD(3,2,1,0.10%,25868.0,5.00%,F,T)
A8.96E8
207.0938 S:8 SMO(1,3) BSUB(256,15,-3.0) PKD(3,2,1,0.10%,45228.0,5.00%,F,T)
A1.12E9
218.9856 S:8
7:51
7:57
8:07
8:12
8:17
8:23
8:27
Time

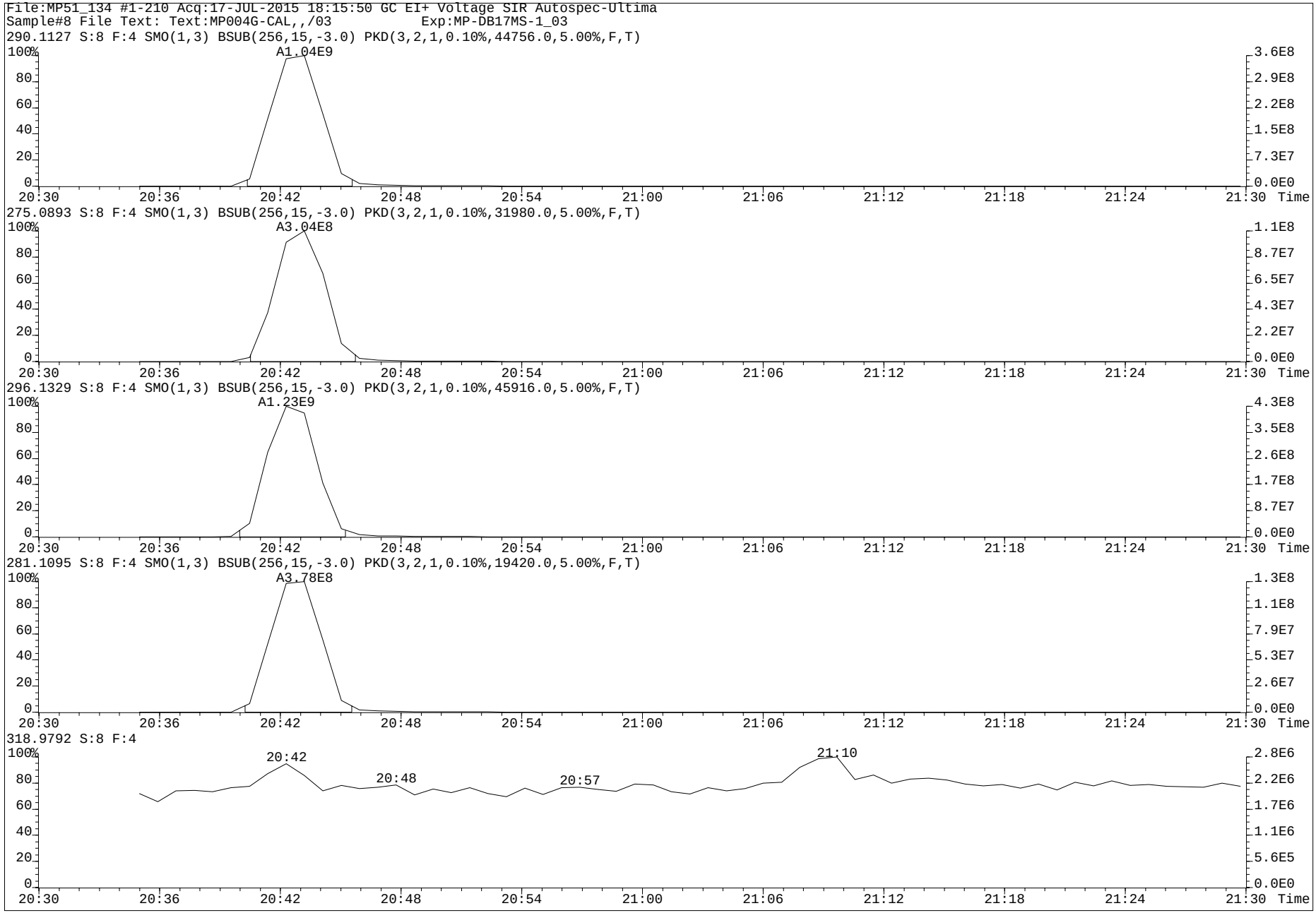
File:MP51_134 #1-210 Acq:17-JUL-2015 18:15:50 GC EI+ Voltage SIR Autospec-Ultima
Sample#8 File Text: Text:MP004G-CAL,,/03 Exp:MP-DB17MS-1_03
290.1127 S:8 F:4 SMO(1,3) BSUB(256,15,-3.0) PKD(3,2,1,0.10%,44756.0,5.00%,F,T)
A1.04E9
275.0893 S:8 F:4 SMO(1,3) BSUB(256,15,-3.0) PKD(3,2,1,0.10%,31980.0,5.00%,F,T)
A3.04E8
296.1329 S:8 F:4 SMO(1,3) BSUB(256,15,-3.0) PKD(3,2,1,0.10%,45916.0,5.00%,F,T)
A1.23E9
281.1095 S:8 F:4 SMO(1,3) BSUB(256,15,-3.0) PKD(3,2,1,0.10%,19420.0,5.00%,F,T)
A3.78E8
318.9792 S:8 F:4
20:42
20:48
20:57
21:10
Time

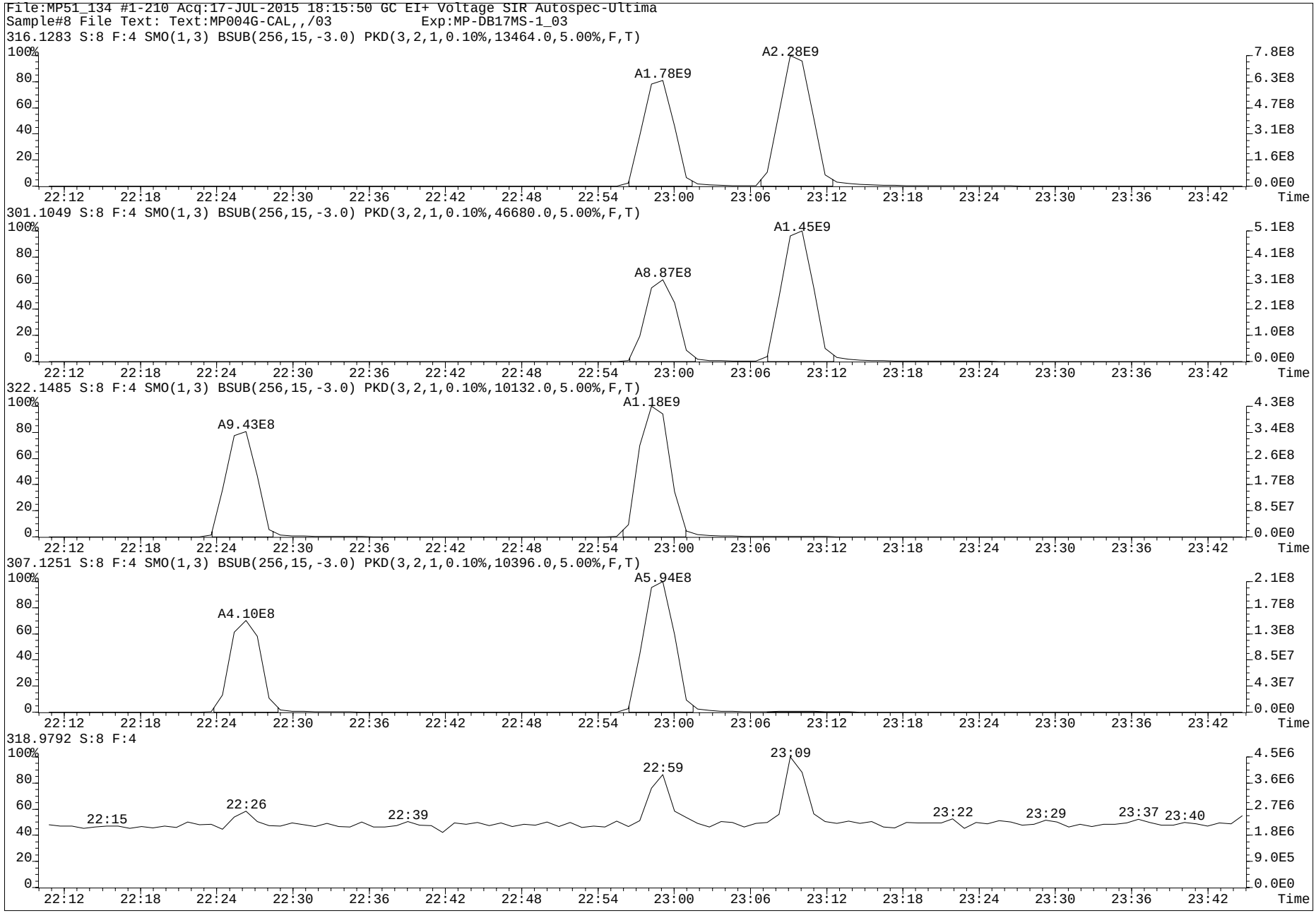
File:MP51_134 #1-210 Acq:17-JUL-2015 18:15:50 GC EI+ Voltage SIR Autospec-Ultima
Sample#8 File Text: Text:MP004G-CAL,,/03 Exp:MP-DB17MS-1_03
316.1283 S:8 F:4 SMO(1,3) BSUB(256,15,-3.0) PKD(3,2,1,0.10%,13464.0,5.00%,F,T)
A1.78E9
A2.28E9
301.1049 S:8 F:4 SMO(1,3) BSUB(256,15,-3.0) PKD(3,2,1,0.10%,46680.0,5.00%,F,T)
A8.87E8
A1.45E9
322.1485 S:8 F:4 SMO(1,3) BSUB(256,15,-3.0) PKD(3,2,1,0.10%,10132.0,5.00%,F,T)
A9.43E8
A1.18E9
307.1251 S:8 F:4 SMO(1,3) BSUB(256,15,-3.0) PKD(3,2,1,0.10%,10396.0,5.00%,F,T)
A4.10E8
A5.94E8
318.9792 S:8 F:4
22:15
22:26
22:39
22:59
23:09
23:22
23:29
23:37
23:40
Time

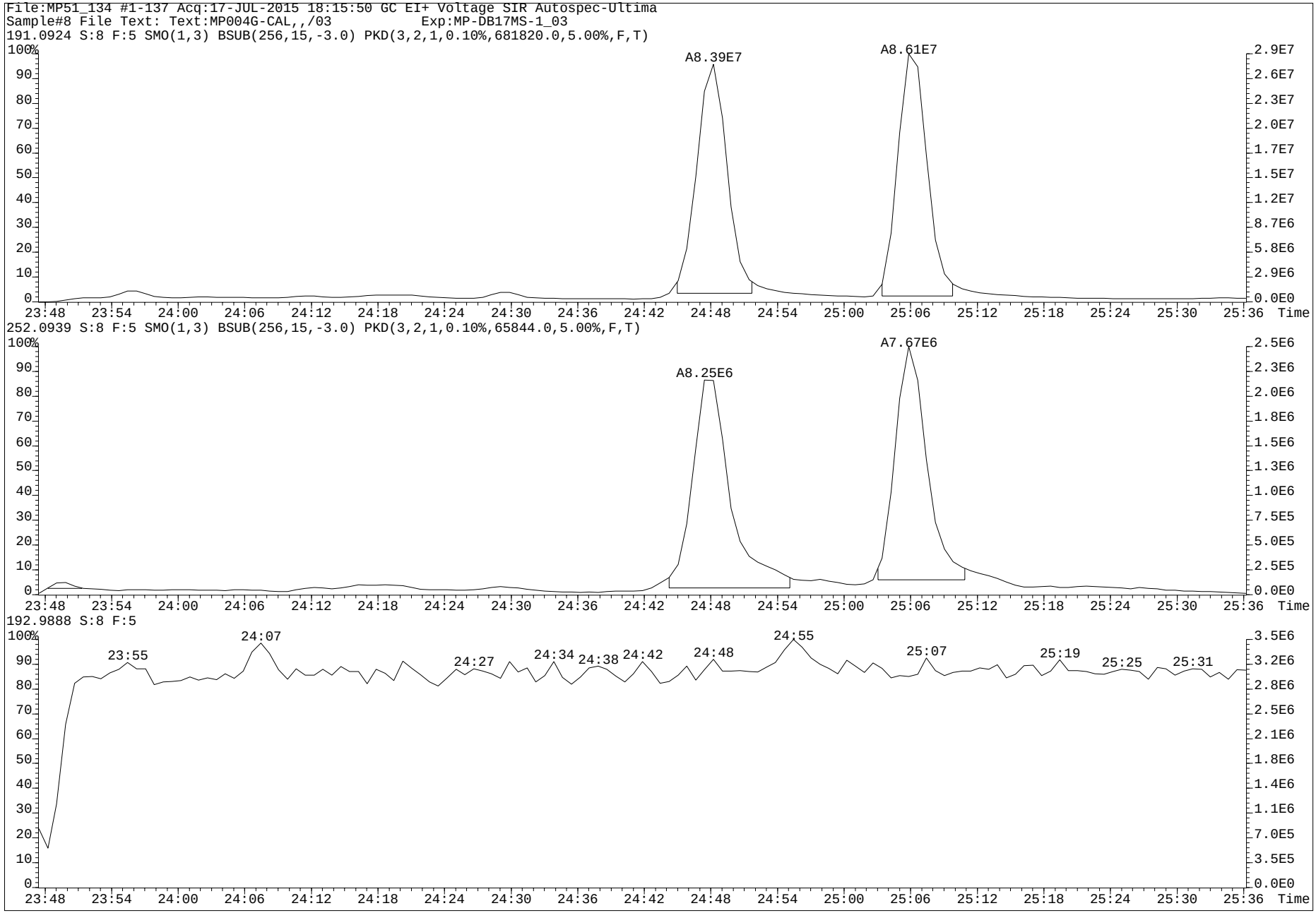
File:MP51_134 #1-137 Acq:17-JUL-2015 18:15:50 GC EI+ Voltage SIR Autospec-Ultima
Sample#8 File Text: Text:MP004G-CAL,,/03 Exp:MP-DB17MS-1_03
191.0924 S:8 F:5 SMO(1,3) BSUB(256,15,-3.0) PKD(3,2,1,0.10%,681820.0,5.00%,F,T)
A8.39E7
A8.61E7
252.0939 S:8 F:5 SMO(1,3) BSUB(256,15,-3.0) PKD(3,2,1,0.10%,65844.0,5.00%,F,T)
A8.25E6
A7.67E6
192.9888 S:8 F:5
23:55
24:07
24:27
24:34
24:38
24:42
24:48
24:55
25:07
25:19
25:25
25:31
Time

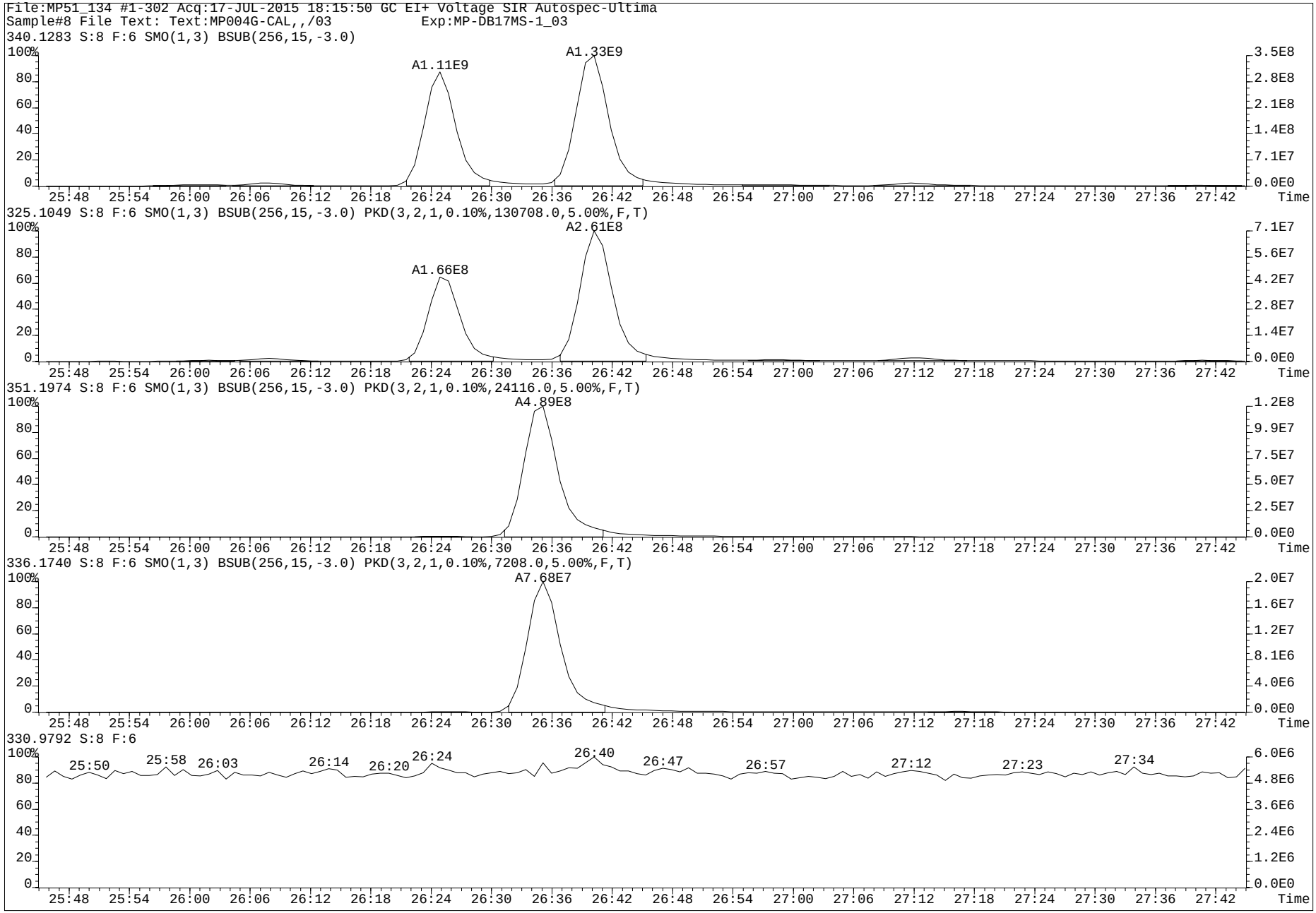
File:MP51_134 #1-302 Acq:17-JUL-2015 18:15:50 GC EI+ Voltage SIR Autospec-Ultima
Sample#8 File Text: Text:MP004G-CAL,,/03 Exp:MP-DB17MS-1_03
340.1283 S:8 F:6 SMO(1,3) BSUB(256,15,-3.0)
A1.11E9
A1.33E9
325.1049 S:8 F:6 SMO(1,3) BSUB(256,15,-3.0) PKD(3,2,1,0.10%,130708.0,5.00%,F,T)
A1.66E8
A2.61E8
351.1974 S:8 F:6 SMO(1,3) BSUB(256,15,-3.0) PKD(3,2,1,0.10%,24116.0,5.00%,F,T)
A4.89E8
336.1740 S:8 F:6 SMO(1,3) BSUB(256,15,-3.0) PKD(3,2,1,0.10%,7208.0,5.00%,F,T)
A7.68E7
330.9792 S:8 F:6
25:50
25:58
26:03
26:14
26:20
26:24
26:40
26:47
26:57
27:12
27:23
27:34
Time

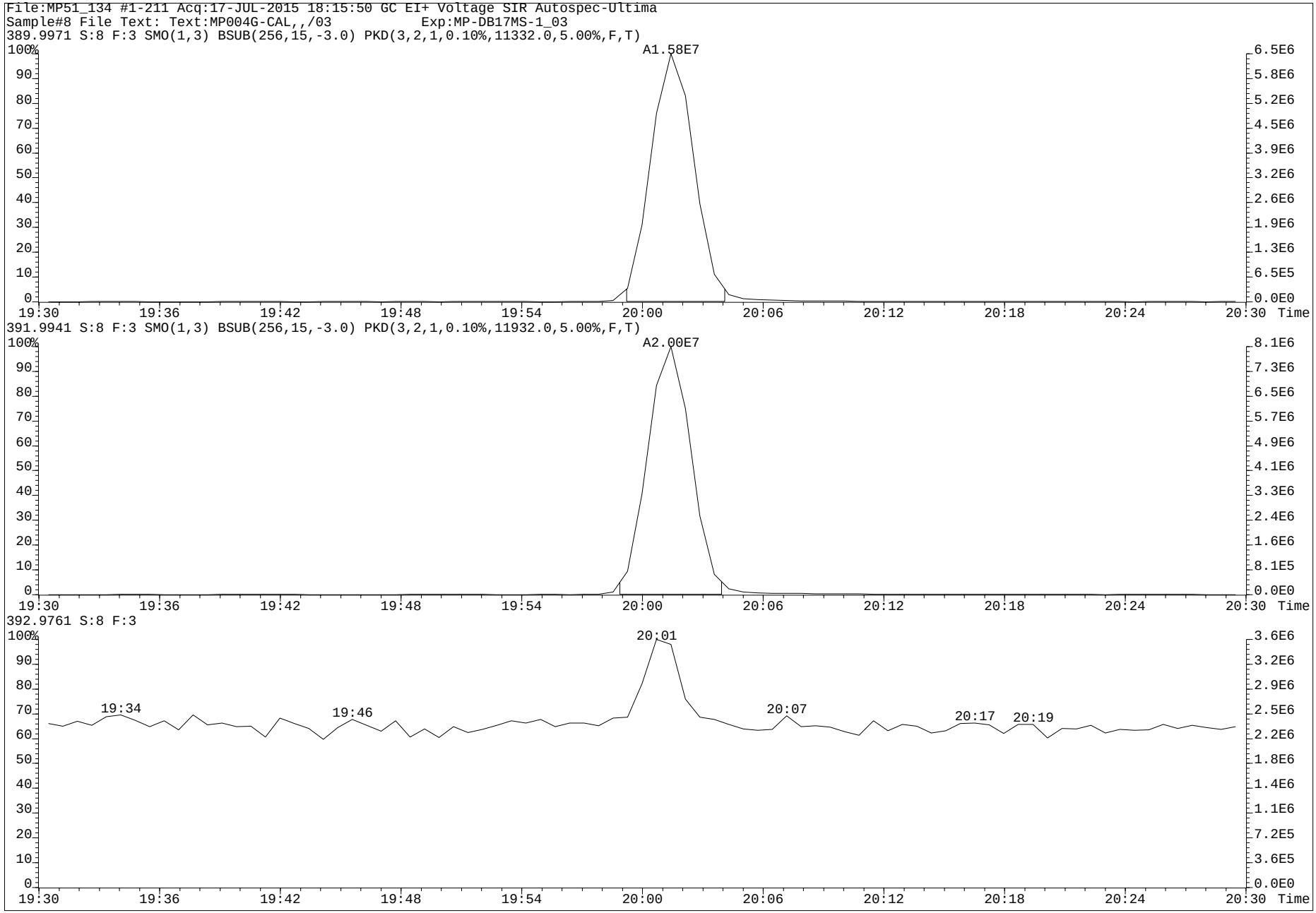
File:MP51_134 #1-211 Acq:17-JUL-2015 18:15:50 GC EI+ Voltage SIR Autospec-Ultima
Sample#8 File Text: Text:MP004G-CAL,,/03 Exp:MP-DB17MS-1_03
389.9971 S:8 F:3 SMO(1,3) BSUB(256,15,-3.0) PKD(3,2,1,0.10%,11332.0,5.00%,F,T)
A1.58E7
391.9941 S:8 F:3 SMO(1,3) BSUB(256,15,-3.0) PKD(3,2,1,0.10%,11932.0,5.00%,F,T)
A2.00E7
392.9761 S:8 F:3
20:01
19:34
19:46
20:07
20:17
20:19
Time

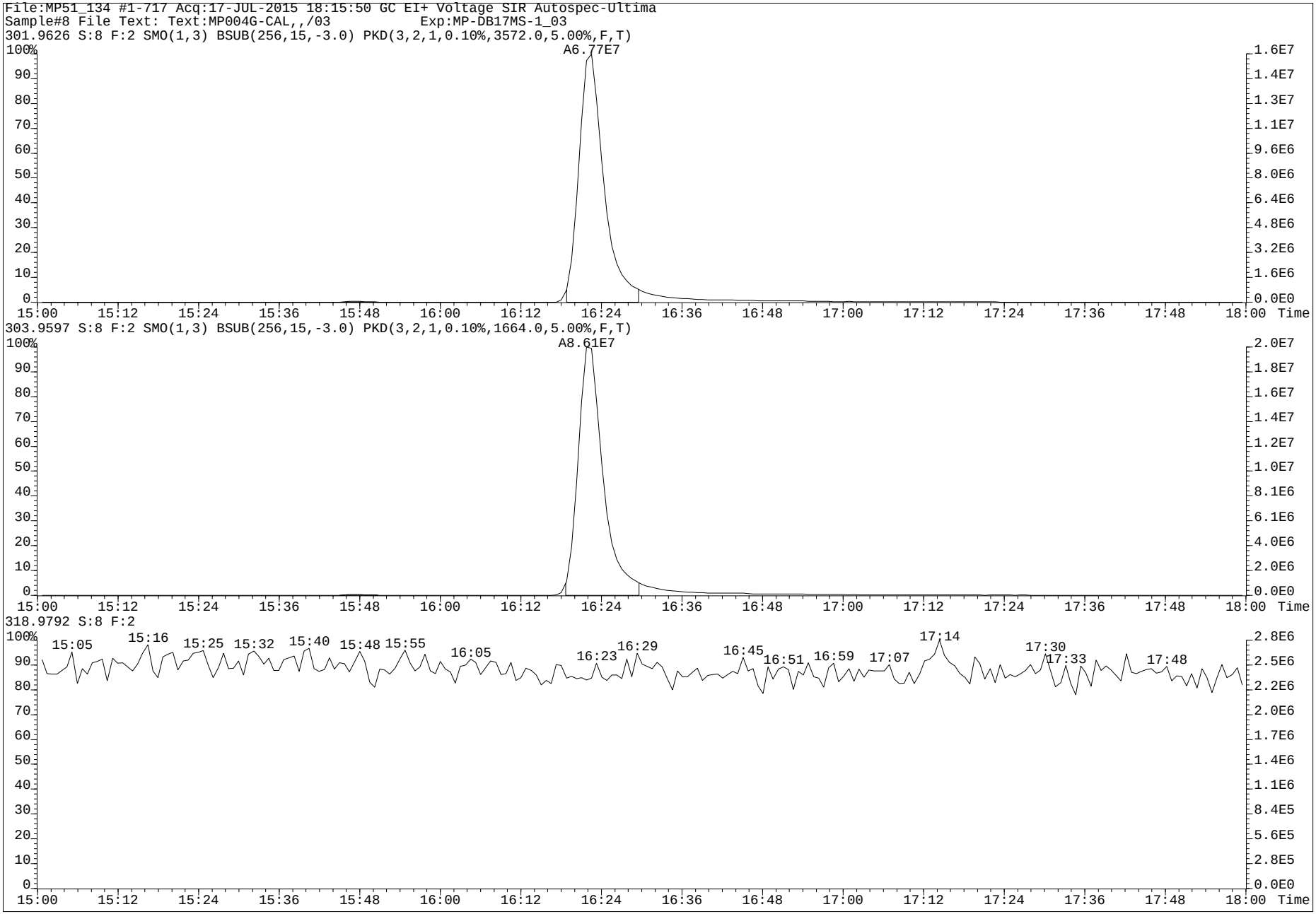
File:MP51_134 #1-717 Acq:17-JUL-2015 18:15:50 GC EI+ Voltage SIR Autospec-Ultima
Sample#8 File Text: Text:MP004G-CAL,,/03 Exp:MP-DB17MS-1_03
301.9626 S:8 F:2 SMO(1,3) BSUB(256,15,-3.0) PKD(3,2,1,0.10%,3572.0,5.00%,F,T)
A6.77E7
303.9597 S:8 F:2 SMO(1,3) BSUB(256,15,-3.0) PKD(3,2,1,0.10%,1664.0,5.00%,F,T)
A8.61E7
318.9792 S:8 F:2
15:05
15:16
15:25
15:32
15:40
15:48
15:55
16:05
16:23
16:29
16:45
16:51
16:59
17:07
17:14
17:30
17:33
17:48
Time

Run #8 Filename MP51_134 S: 7 I: 1 Acquired: 17-JUL-15 17:41:43 Processed: 20-JUL-15 14:49:10
Run: mp51_134-a Analyte: MP-DB17-C06 Cal: mp51_134-8a Results: mp51_134-a Version: V3.6 6-JAN-2000 17:51:42
Sample text: MP004H-CAL,,/03 Comments: 1,,2.0uL CS-8 F1: 200.00 F2: 1.00

	Typ	Name	Amount	Resp	RA	RT	RF	RRF		Modified?
1	Unk	1-OH-Naphthalene	206.00	8.81e+08	0.87 n	8:06	-	1.2326	y	n
2	Unk	1-OH-Pyrene	206.00	9.95e+08	3.48 n	20:43	-	1.0425	y	n
3	Unk	3-OH-Chrysene	1024.00	2.42e+09	1.45 n	22:59	-	0.4822	y	n
4	Unk	3-OH-Benz[a]anthracene	1012.00	*	* n	NotF»	-	*	n	n
5	Unk	7,8-OH-Benzo[a]pyrene-C	1014.00	*	* n	NotF»	-	*	n	n
6	Unk	7,8-OH-Benzo[a]pyrene-T	1016.00	*	* n	NotF»	-	*	n	n
7	Unk	7,8-OH-Benzo[a]pyrene-3	2028.00	*	* n	NotF»	-	*	n	y
8	Unk	9-OH-Benzo[a]pyrene	1026.00	2.55e+09	6.78 n	26:25	-	0.5063	y	n
9	Unk	3-OH-Benzo[a]pyrene	1046.00	*	* n	NotF»	-	*	n	n
10	Unk	7,8-OH-Benzo[a]pyrene-4	2028.00	*	* n	NotF»	-	*	n	y
11	IS	13C6-1-OH-Naphthalene	250.00	8.67e+08	0.80 n	8:06	-	1.1393	y	n
12	IS	13C6-1-OH-Pyrene	250.00	1.16e+09	3.29 n	20:43	-	1.5221	y	n
13	IS	13C6-1-OH-BAA	252.00	9.48e+08	2.38 n	22:26	-	1.2354	y	n
14	IS	13C6-3-OH-Chrysene	252.50	1.24e+09	1.97 n	22:59	-	1.6104	y	n
15	IS	D11-3-OH-Benzo[a]pyrene	248.80	4.85e+08	6.20 n	26:35	-	0.6403	y	n
16	IS	13C-CL4-OH-PCB-79	50.00	3.75e+07	0.79 y	20:01	-	0.2463	y	n
17	IS	13C-CL4-PCB-79	0.00	*	* n	NotF»	-	Div0	n	n
18	RS	13C-CL4-PCB-81	50.00	1.52e+08	0.79 y	16:23	3.04e+06	-	n	n
19	Tot	Fn1 Lock	0.00	-		-	-	-	n	n
20	Tot	Fn2 Lock	0.00	-		-	-	-	n	n
21	Tot	Fn3 Lock	0.00	-		-	-	-	n	n
22	Tot	Fn4 Lock	0.00	-		-	-	-	n	n
23	Tot	Fn4 Lock	0.00	-		-	-	-	n	n
24	Tot	Fn5 Lock	0.00	-		-	-	-	n	n
25	Tot	Fn6 Lock	0.00	-		-	-	-	n	n

PV AS 23-JUL-2015

SV by mw
10-Aug-2015

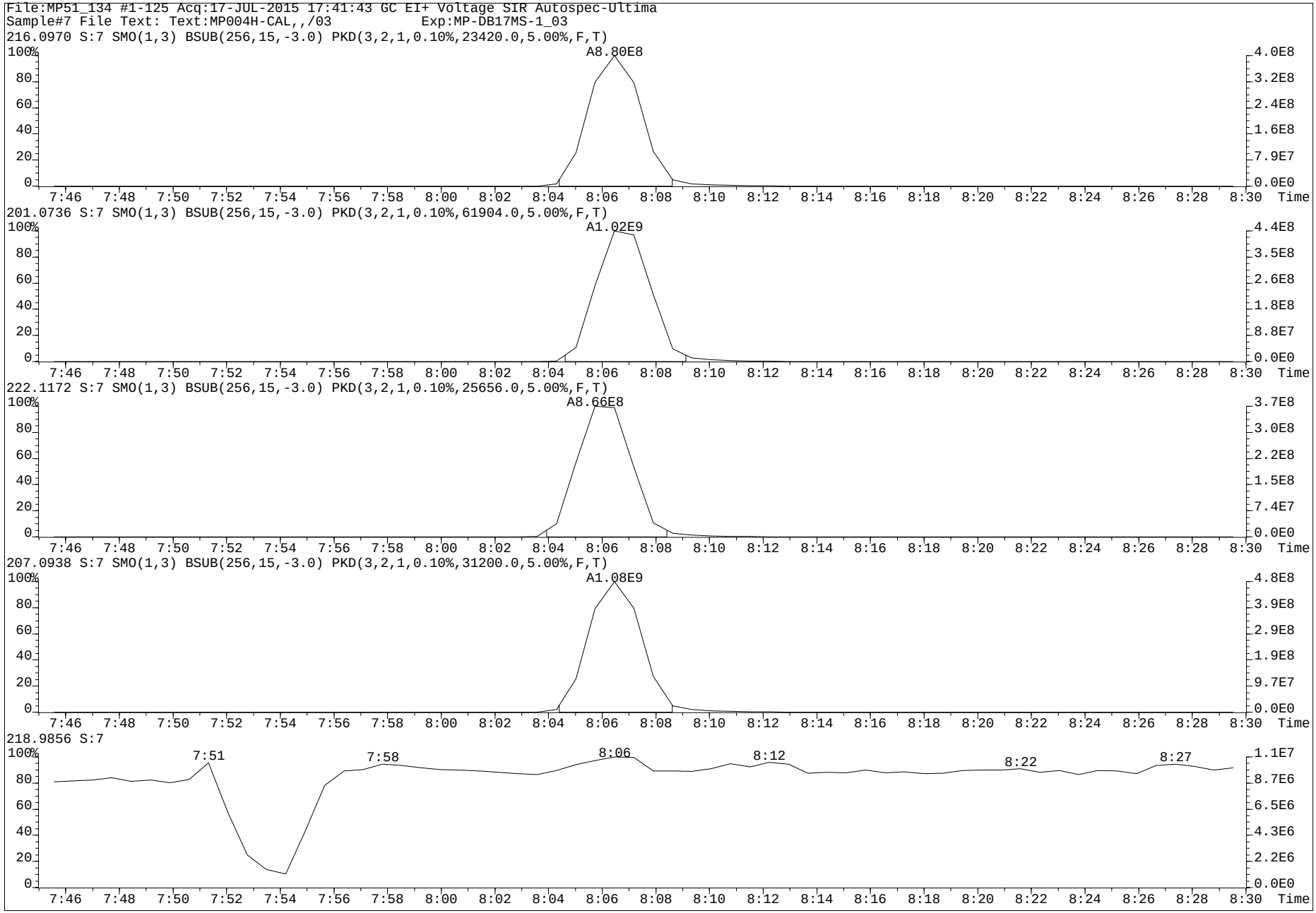
File:MP51_134 #1-125 Acq:17-JUL-2015 17:41:43 GC EI+ Voltage SIR Autospec-Ultima
Sample#7 File Text: Text:MP004H-CAL,,/03 Exp:MP-DB17MS-1_03
216.0970 S:7 SMO(1,3) BSUB(256,15,-3.0) PKD(3,2,1,0.10%,23420.0,5.00%,F,T)
A8.80E8
201.0736 S:7 SMO(1,3) BSUB(256,15,-3.0) PKD(3,2,1,0.10%,61904.0,5.00%,F,T)
A1.02E9
222.1172 S:7 SMO(1,3) BSUB(256,15,-3.0) PKD(3,2,1,0.10%,25656.0,5.00%,F,T)
A8.66E8
207.0938 S:7 SMO(1,3) BSUB(256,15,-3.0) PKD(3,2,1,0.10%,31200.0,5.00%,F,T)
A1.08E9
218.9856 S:7
7:51
7:58
8:06
8:12
8:22
8:27
Time

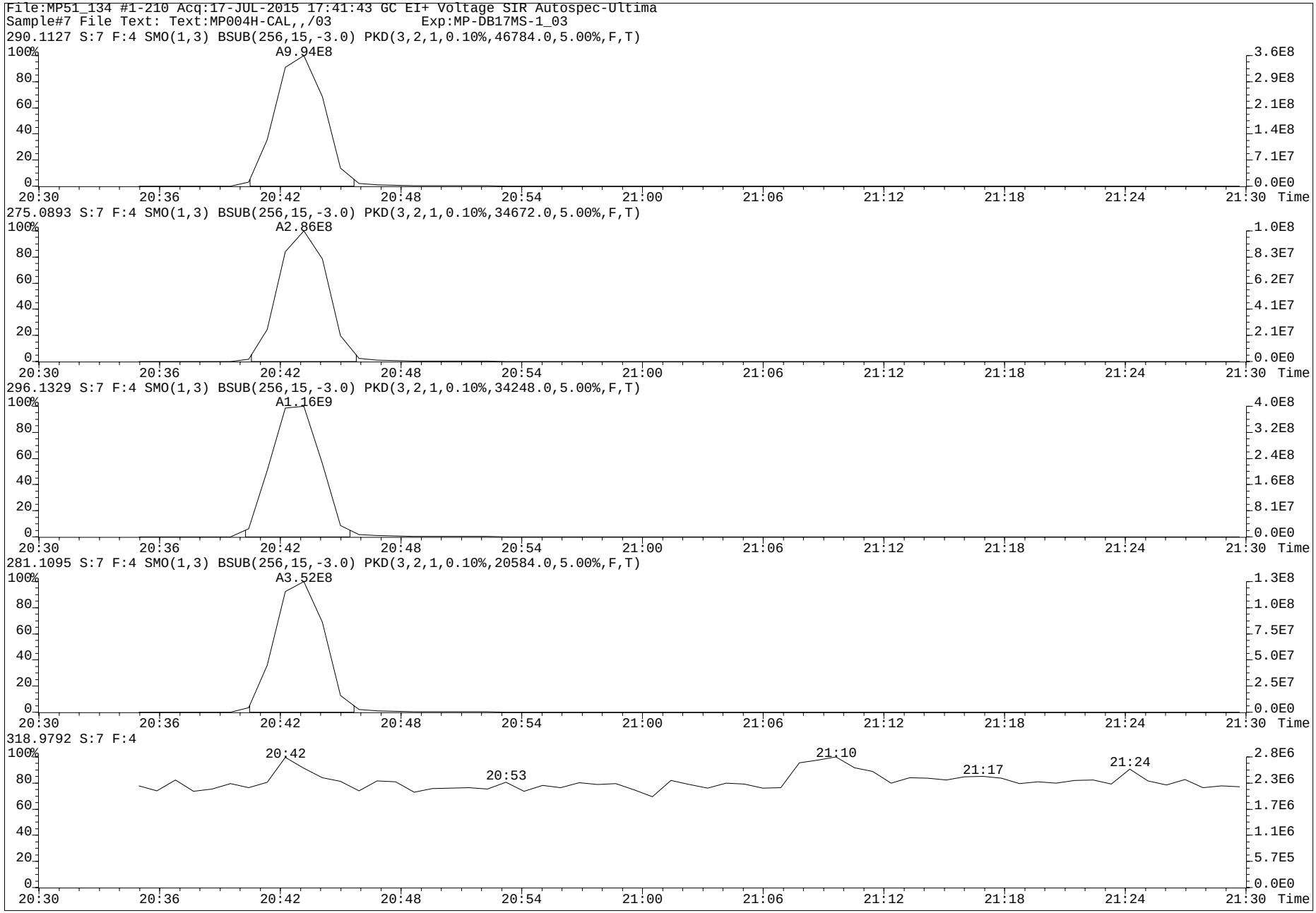
File:MP51_134 #1-210 Acq:17-JUL-2015 17:41:43 GC EI+ Voltage SIR Autospec-Ultima
Sample#7 File Text: Text:MP004H-CAL,,/03 Exp:MP-DB17MS-1_03
290.1127 S:7 F:4 SMO(1,3) BSUB(256,15,-3.0) PKD(3,2,1,0.10%,46784.0,5.00%,F,T)
A9.94E8
275.0893 S:7 F:4 SMO(1,3) BSUB(256,15,-3.0) PKD(3,2,1,0.10%,34672.0,5.00%,F,T)
A2.86E8
296.1329 S:7 F:4 SMO(1,3) BSUB(256,15,-3.0) PKD(3,2,1,0.10%,34248.0,5.00%,F,T)
A1.16E9
281.1095 S:7 F:4 SMO(1,3) BSUB(256,15,-3.0) PKD(3,2,1,0.10%,20584.0,5.00%,F,T)
A3.52E8
318.9792 S:7 F:4
20:42
20:53
21:10
21:17
21:24
20:30 20:36 20:42 20:48 20:54 21:00 21:06 21:12 21:18 21:24 21:30 Time

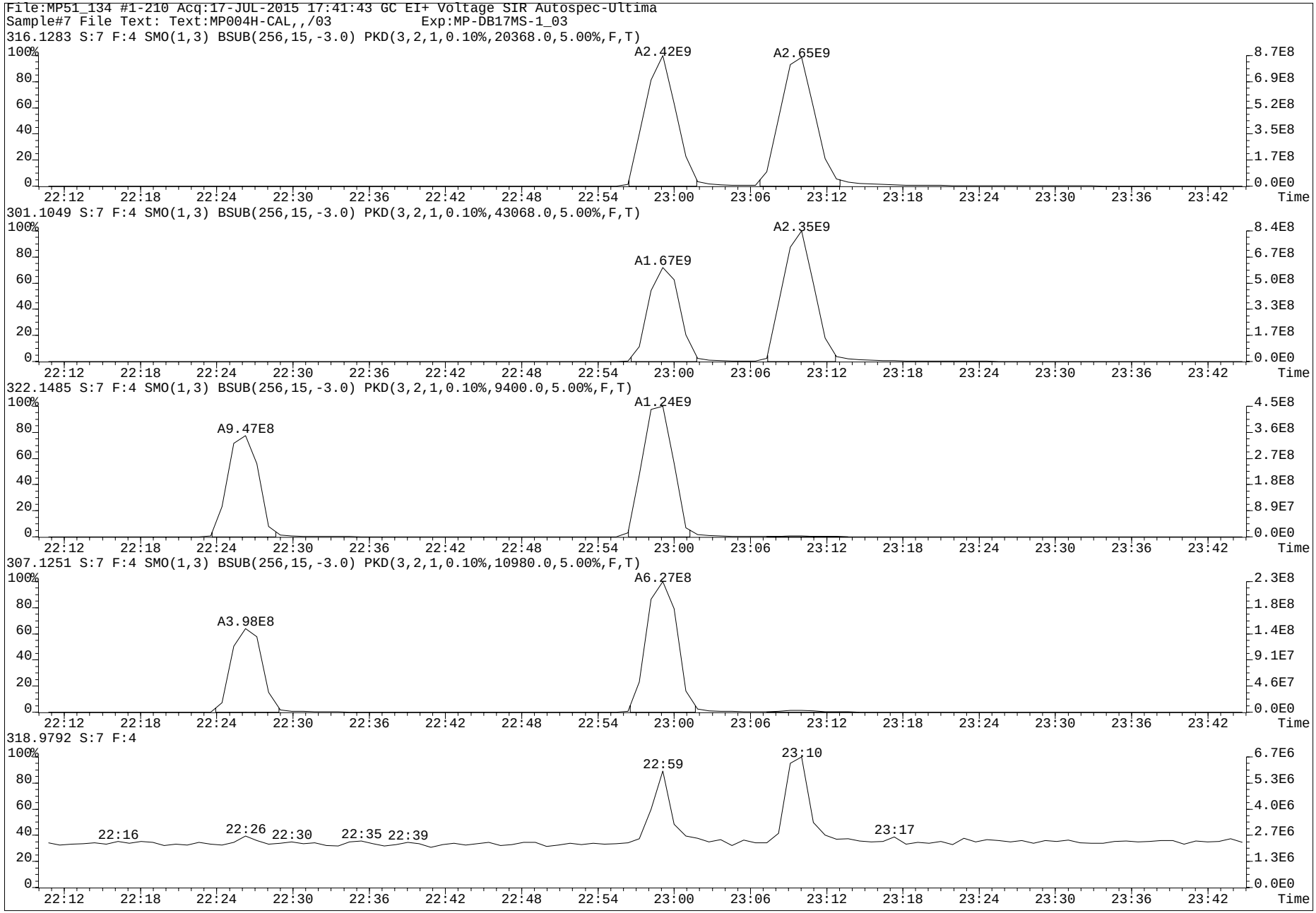
File:MP51_134 #1-210 Acq:17-JUL-2015 17:41:43 GC EI+ Voltage SIR Autospec-Ultima
Sample#7 File Text: Text:MP004H-CAL,,/03 Exp:MP-DB17MS-1_03
316.1283 S:7 F:4 SMO(1,3) BSUB(256,15,-3.0) PKD(3,2,1,0.10%,20368.0,5.00%,F,T)
A2.42E9
A2.65E9
301.1049 S:7 F:4 SMO(1,3) BSUB(256,15,-3.0) PKD(3,2,1,0.10%,43068.0,5.00%,F,T)
A1.67E9
A2.35E9
322.1485 S:7 F:4 SMO(1,3) BSUB(256,15,-3.0) PKD(3,2,1,0.10%,9400.0,5.00%,F,T)
A9.47E8
A1.24E9
307.1251 S:7 F:4 SMO(1,3) BSUB(256,15,-3.0) PKD(3,2,1,0.10%,10980.0,5.00%,F,T)
A3.98E8
A6.27E8
318.9792 S:7 F:4
22:16
22:26
22:30
22:35
22:39
22:59
23:10
23:17
Time

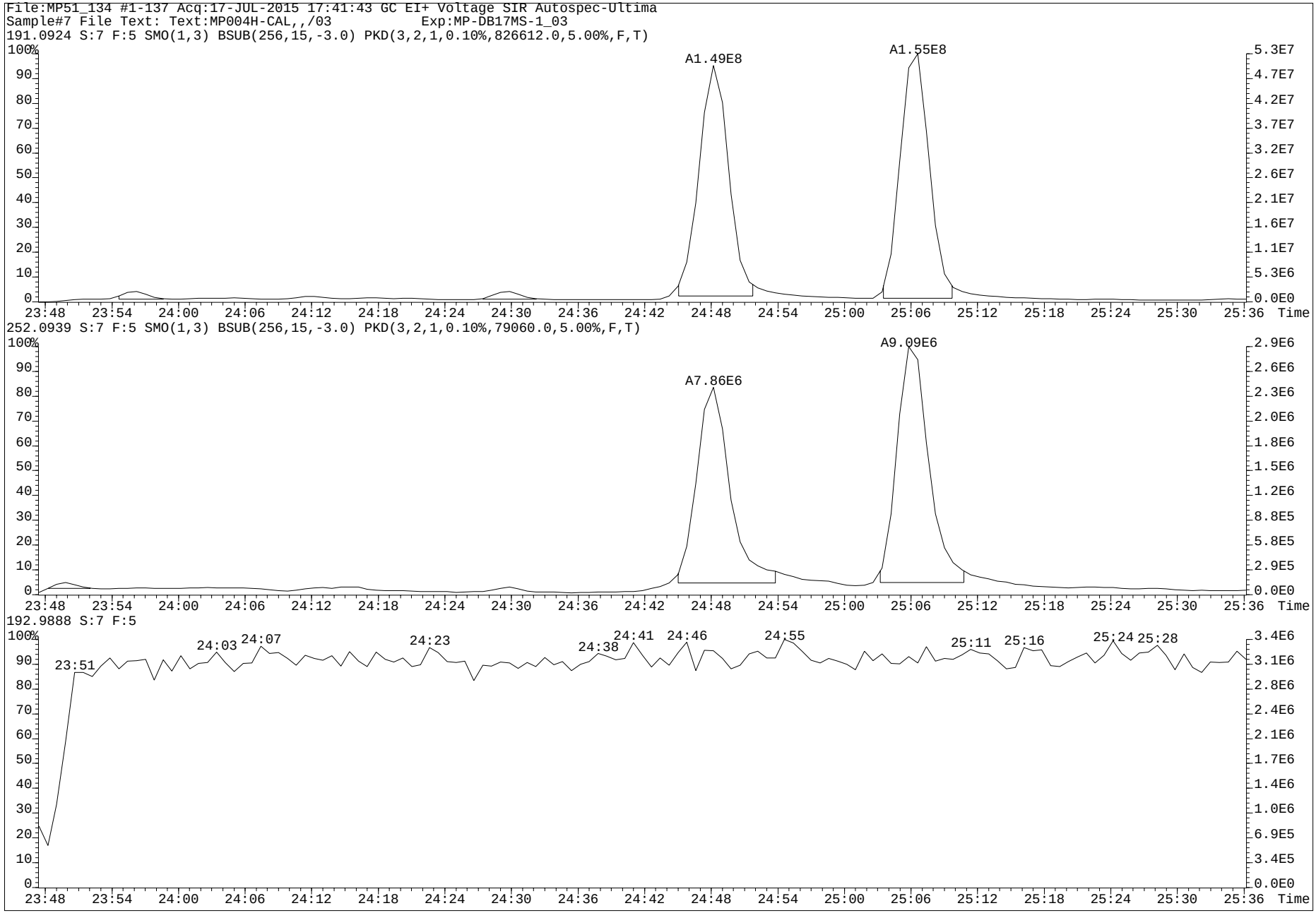
File:MP51_134 #1-137 Acq:17-JUL-2015 17:41:43 GC EI+ Voltage SIR Autospec-Ultima
Sample#7 File Text: Text:MP004H-CAL,,/03 Exp:MP-DB17MS-1_03
191.0924 S:7 F:5 SMO(1,3) BSUB(256,15,-3.0) PKD(3,2,1,0.10%,826612.0,5.00%,F,T)
A1.49E8
A1.55E8
252.0939 S:7 F:5 SMO(1,3) BSUB(256,15,-3.0) PKD(3,2,1,0.10%,79060.0,5.00%,F,T)
A7.86E6
A9.09E6
192.9888 S:7 F:5
23:51
24:03
24:07
24:23
24:38
24:41
24:46
24:55
25:11
25:16
25:24
25:28
Time

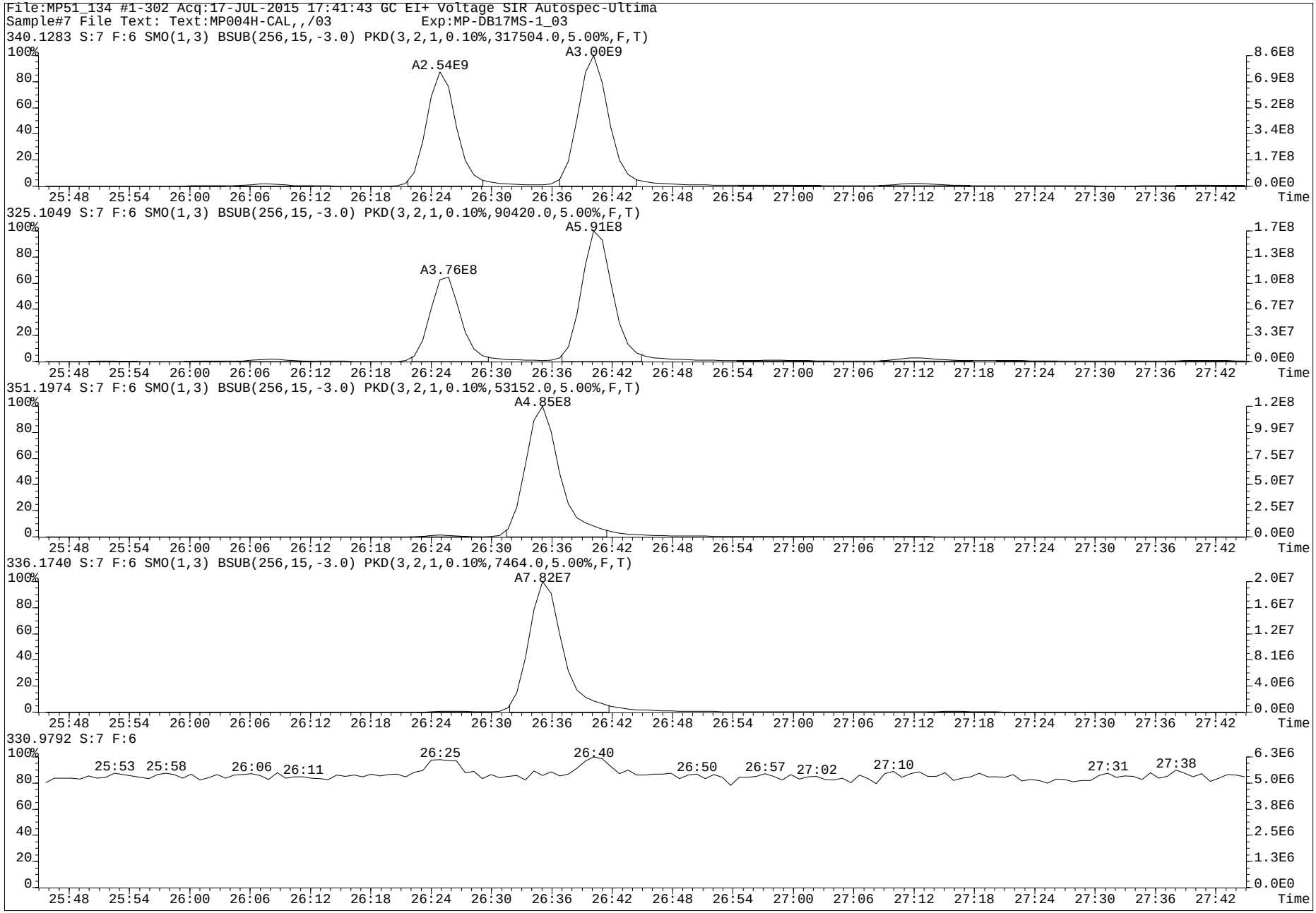
File:MP51_134 #1-302 Acq:17-JUL-2015 17:41:43 GC EI+ Voltage SIR Autospec-Ultima
Sample#7 File Text: Text:MP004H-CAL,,/03 Exp:MP-DB17MS-1_03
340.1283 S:7 F:6 SMO(1,3) BSUB(256,15,-3.0) PKD(3,2,1,0.10%,317504.0,5.00%,F,T)
A2.54E9
A3.00E9
325.1049 S:7 F:6 SMO(1,3) BSUB(256,15,-3.0) PKD(3,2,1,0.10%,90420.0,5.00%,F,T)
A3.76E8
A5.91E8
351.1974 S:7 F:6 SMO(1,3) BSUB(256,15,-3.0) PKD(3,2,1,0.10%,53152.0,5.00%,F,T)
A4.85E8
336.1740 S:7 F:6 SMO(1,3) BSUB(256,15,-3.0) PKD(3,2,1,0.10%,7464.0,5.00%,F,T)
A7.82E7
330.9792 S:7 F:6
25:53 25:58 26:06 26:11 26:25 26:40 26:50 26:57 27:02 27:10 27:31 27:38
Time

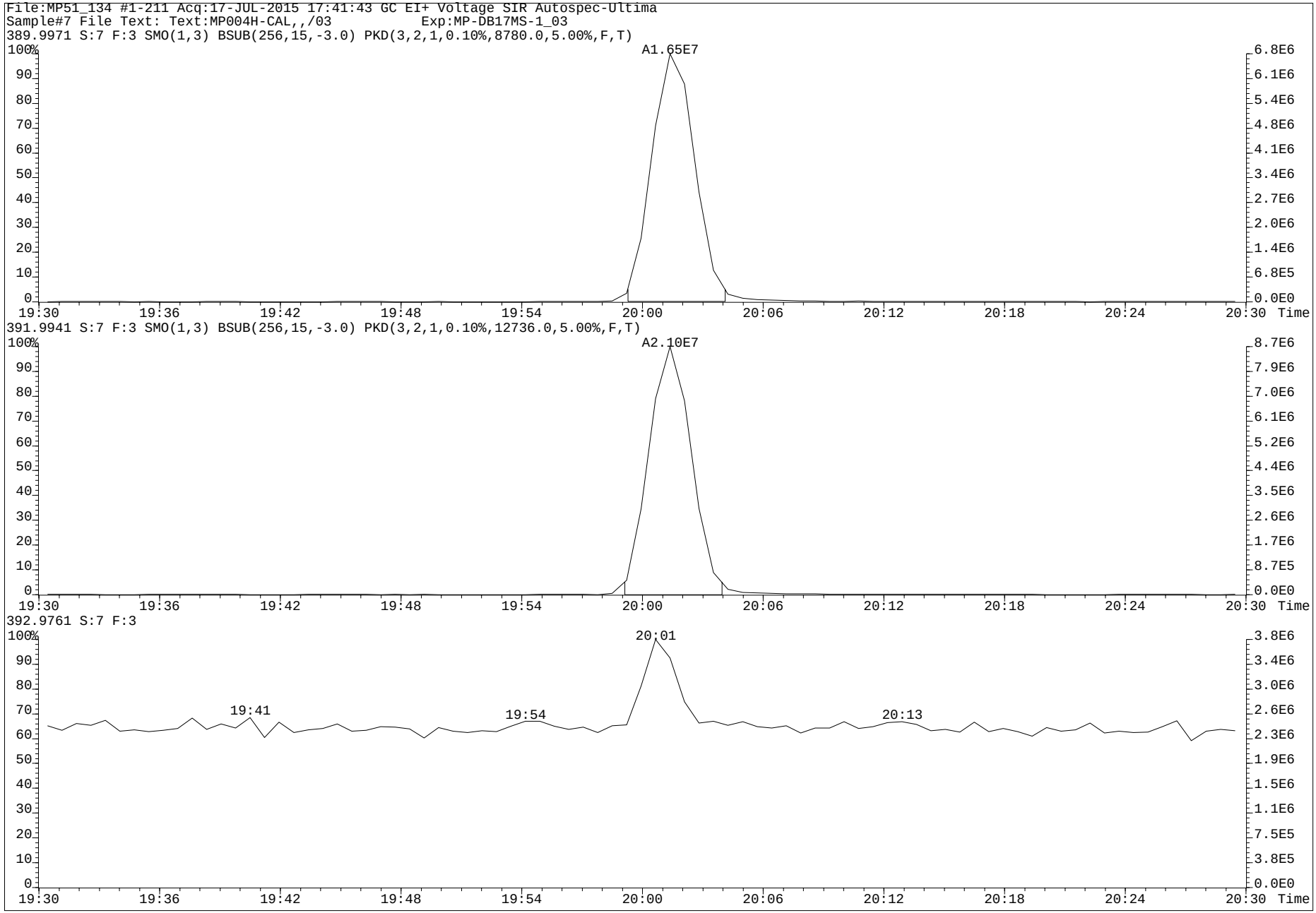
File:MP51_134 #1-211 Acq:17-JUL-2015 17:41:43 GC EI+ Voltage SIR Autospec-Ultima
Sample#7 File Text: Text:MP004H-CAL,,/03 Exp:MP-DB17MS-1_03
389.9971 S:7 F:3 SMO(1,3) BSUB(256,15,-3.0) PKD(3,2,1,0.10%,8780.0,5.00%,F,T)
A1.65E7
391.9941 S:7 F:3 SMO(1,3) BSUB(256,15,-3.0) PKD(3,2,1,0.10%,12736.0,5.00%,F,T)
A2.10E7
392.9761 S:7 F:3
20:01
19:41
19:54
20:13
Time

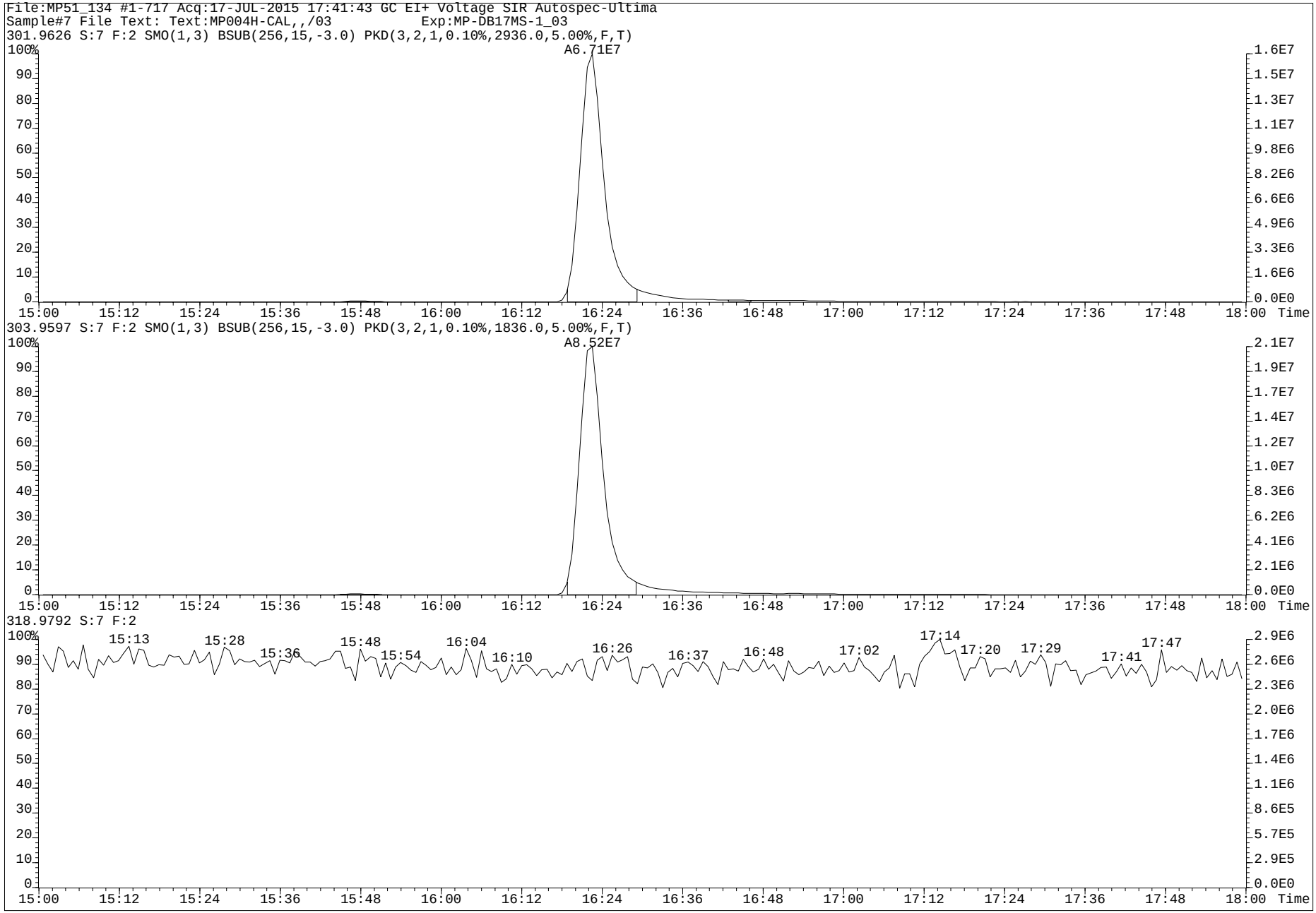
File:MP51_134 #1-717 Acq:17-JUL-2015 17:41:43 GC EI+ Voltage SIR Autospec-Ultima
Sample#7 File Text: Text:MP004H-CAL,,/03 Exp:MP-DB17MS-1_03
301.9626 S:7 F:2 SMO(1,3) BSUB(256,15,-3.0) PKD(3,2,1,0.10%,2936.0,5.00%,F,T)
A6.71E7
303.9597 S:7 F:2 SMO(1,3) BSUB(256,15,-3.0) PKD(3,2,1,0.10%,1836.0,5.00%,F,T)
A8.52E7
318.9792 S:7 F:2
15:13
15:28
15:36
15:48
15:54
16:04
16:10
16:26
16:37
16:48
17:02
17:14
17:20
17:29
17:41
17:47
Time

www.axysanalytical.com

Run #9 Filename MP51_134 S: 2 I: 1 Acquired: 17-JUL-15 14:31:26 Processed: 20-JUL-15 14:49:11
Run: mp51_134-a Analyte: MP-DB17-C06 Cal: mp51_134-8a Results: mp51_134-a Version: V3.6 6-JAN-2000 17:51:42
Sample text: MP004E-CAL,,/03 Comments: 1,,2.0uL CS-5/Cal
sample size: 1.000000 conc units: ng/mL total toxicity: 82.43 F1: 10.0000 F2: 1.0000

	Typ	Name	#Hom	Resp	RA		RT	Conc	Tox #1	DL	Rec	M?
1	Unk	1-OH-Naphthalene	1	8.82e+08	0.86	n	8:07	208.279	21	0.1758	-	n
2	Unk	1-OH-Pyrene	1	1.13e+09	3.67	n	20:44	207.541	21	0.1127	-	n
3	Unk	3-OH-Chrysene	1	1.69e+08	1.97	n	23:00	46.215	5	0.2305	-	n
4	Unk	3-OH-Benz[a]anthracene	1	2.07e+08	2.03	n	23:11	51.292	26	0.2055	-	n
5	Unk	7,8-OH-Benzo[a]pyrene-C	0	*	*	n	NotFnd	*	*	*	-	y
6	Unk	7,8-OH-Benzo[a]pyrene-T	0	*	*	n	NotFnd	*	*	*	-	y
7	Unk	7,8-OH-Benzo[a]pyrene-3	0	*	*	n	NotFnd	*	*	*	-	y
8	Unk	9-OH-Benzo[a]pyrene	1	8.82e+07	6.82	n	26:26	53.484	5	0.3471	-	n
9	Unk	3-OH-Benzo[a]pyrene	1	7.31e+07	5.30	n	26:42	52.343	5	0.5697	-	n
10	Unk	7,8-OH-Benzo[a]pyrene-4	0	*	*	n	NotFnd	*	*	*	-	y
11	IS	13C6-1-OH-Naphthalene	1	8.83e+08	0.79	n	8:07	213.247	-	0.2226	85.3	n
12	IS	13C6-1-OH-Pyrene	1	1.34e+09	3.44	n	20:44	238.444	-	0.1077	95.4	n
13	IS	13C6-1-OH-BAA	1	1.04e+09	2.37	n	22:27	238.149	-	0.0741	94.5	n
14	IS	13C6-3-OH-Chrysene	1	1.13e+09	2.00	n	23:00	229.564	-	0.0654	90.9	n
15	IS	D11-3-OH-Benzo[a]pyrene	1	5.41e+08	6.32	n	26:36	252.161	-	0.2412	101.4	n
16	IS	13C-CL4-OH-PCB-79	1	3.62e+07	0.77	y	20:03	46.568	-	0.4055	93.1	n
17	IS	13C-CL4-PCB-79	0	*	*	n	NotFnd	*	-	*	Div0	n
18	RS	13C-CL4-PCB-81	1	1.85e+08	0.80	y	16:23	58.321	-	-	-	n
19	Tot	Fn1 Lock	-	-			-	-	-	-	-	n
20	Tot	Fn2 Lock	-	-			-	-	-	-	-	n
21	Tot	Fn3 Lock	-	-			-	-	-	-	-	n
22	Tot	Fn4 Lock	-	-			-	-	-	-	-	n
23	Tot	Fn4 Lock	-	-			-	-	-	-	-	n
24	Tot	Fn5 Lock	-	-			-	-	-	-	-	n
25	Tot	Fn6 Lock	-	-			-	-	-	-	-	n

PV AS 23-JUL-2015

SV Jay MW
26-July-2015

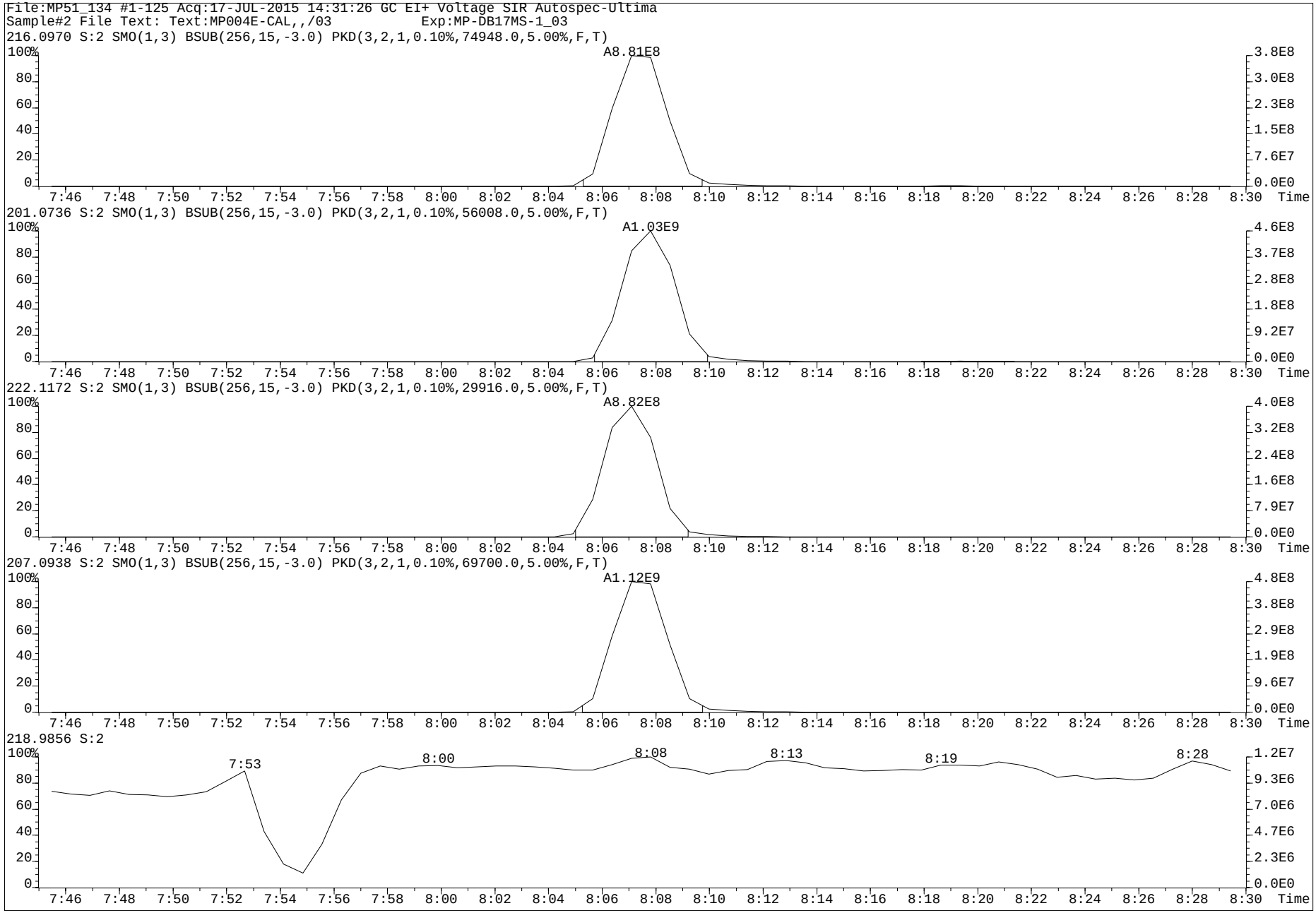
File:MP51_134 #1-125 Acq:17-JUL-2015 14:31:26 GC EI+ Voltage SIR Autospec-Ultima
Sample#2 File Text: Text:MP004E-CAL,,/03 Exp:MP-DB17MS-1_03
216.0970 S:2 SMO(1,3) BSUB(256,15,-3.0) PKD(3,2,1,0.10%,74948.0,5.00%,F,T)
A8.81E8
201.0736 S:2 SMO(1,3) BSUB(256,15,-3.0) PKD(3,2,1,0.10%,56008.0,5.00%,F,T)
A1.03E9
222.1172 S:2 SMO(1,3) BSUB(256,15,-3.0) PKD(3,2,1,0.10%,29916.0,5.00%,F,T)
A8.82E8
207.0938 S:2 SMO(1,3) BSUB(256,15,-3.0) PKD(3,2,1,0.10%,69700.0,5.00%,F,T)
A1.12E9
218.9856 S:2
7:53
8:00
8:08
8:13
8:19
8:28
Time

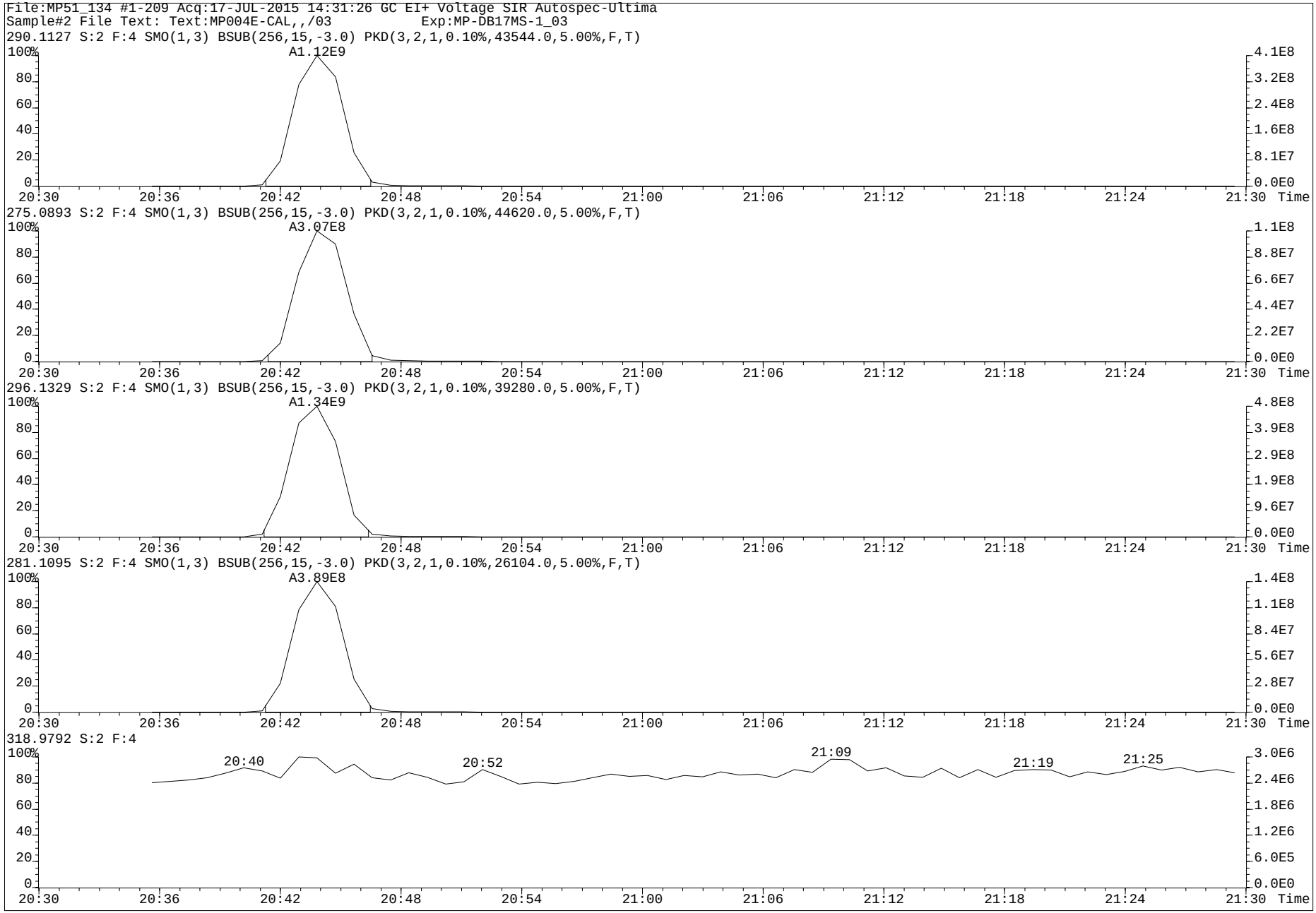
File:MP51_134 #1-209 Acq:17-JUL-2015 14:31:26 GC EI+ Voltage SIR Autospec-Ultima
Sample#2 File Text: Text:MP004E-CAL,,/03 Exp:MP-DB17MS-1_03
290.1127 S:2 F:4 SMO(1,3) BSUB(256,15,-3.0) PKD(3,2,1,0.10%,43544.0,5.00%,F,T)
A1.12E9
275.0893 S:2 F:4 SMO(1,3) BSUB(256,15,-3.0) PKD(3,2,1,0.10%,44620.0,5.00%,F,T)
A3.07E8
296.1329 S:2 F:4 SMO(1,3) BSUB(256,15,-3.0) PKD(3,2,1,0.10%,39280.0,5.00%,F,T)
A1.34E9
281.1095 S:2 F:4 SMO(1,3) BSUB(256,15,-3.0) PKD(3,2,1,0.10%,26104.0,5.00%,F,T)
A3.89E8
318.9792 S:2 F:4
20:40
20:52
21:09
21:19
21:25
Time

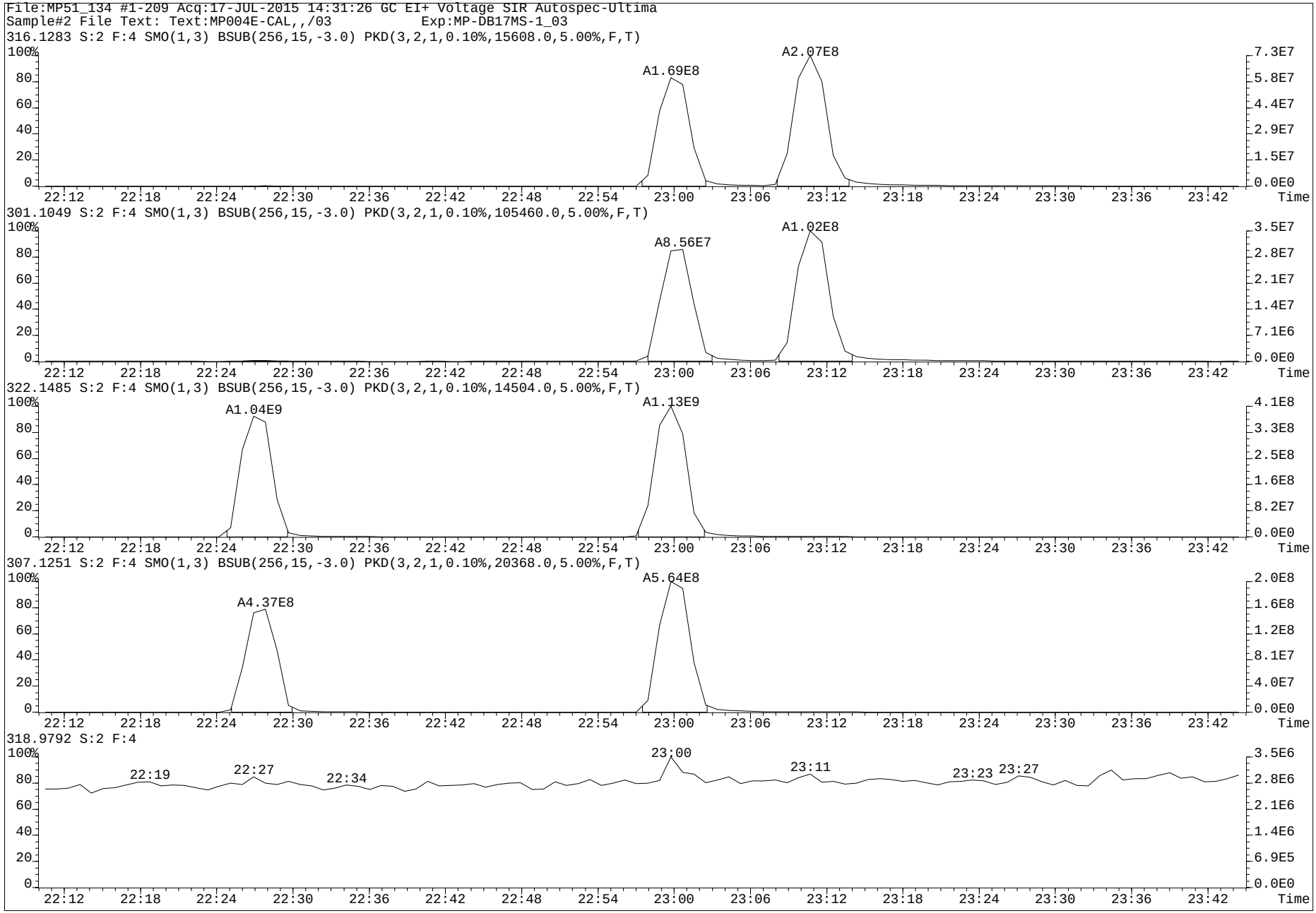
File:MP51_134 #1-209 Acq:17-JUL-2015 14:31:26 GC EI+ Voltage SIR Autospec-Ultima
Sample#2 File Text: Text:MP004E-CAL,,/03 Exp:MP-DB17MS-1_03
316.1283 S:2 F:4 SMO(1,3) BSUB(256,15,-3.0) PKD(3,2,1,0.10%,15608.0,5.00%,F,T)
A1.69E8
A2.07E8
301.1049 S:2 F:4 SMO(1,3) BSUB(256,15,-3.0) PKD(3,2,1,0.10%,105460.0,5.00%,F,T)
A8.56E7
A1.02E8
322.1485 S:2 F:4 SMO(1,3) BSUB(256,15,-3.0) PKD(3,2,1,0.10%,14504.0,5.00%,F,T)
A1.04E9
A1.13E9
307.1251 S:2 F:4 SMO(1,3) BSUB(256,15,-3.0) PKD(3,2,1,0.10%,20368.0,5.00%,F,T)
A4.37E8
A5.64E8
318.9792 S:2 F:4
22:19
22:27
22:34
23:00
23:11
23:23
23:27
Time

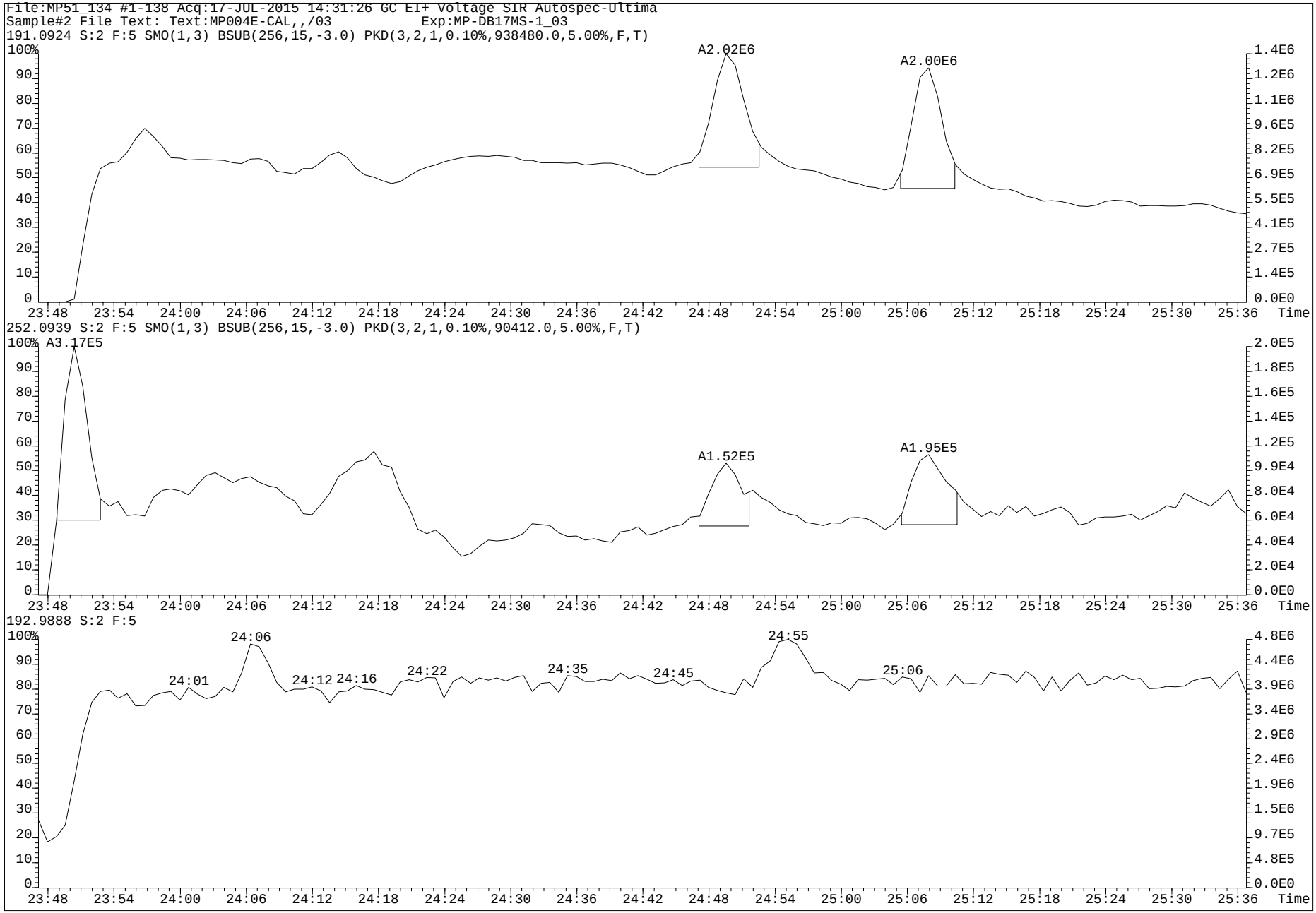
File:MP51_134 #1-138 Acq:17-JUL-2015 14:31:26 GC EI+ Voltage SIR Autospec-Ultima
Sample#2 File Text: Text:MP004E-CAL,,/03 Exp:MP-DB17MS-1_03
191.0924 S:2 F:5 SMO(1,3) BSUB(256,15,-3.0) PKD(3,2,1,0.10%,938480.0,5.00%,F,T)
A2.02E6
A2.00E6
252.0939 S:2 F:5 SMO(1,3) BSUB(256,15,-3.0) PKD(3,2,1,0.10%,90412.0,5.00%,F,T)
A3.17E5
A1.52E5
A1.95E5
192.9888 S:2 F:5
24:01
24:06
24:12
24:16
24:22
24:35
24:45
24:55
25:06
Time

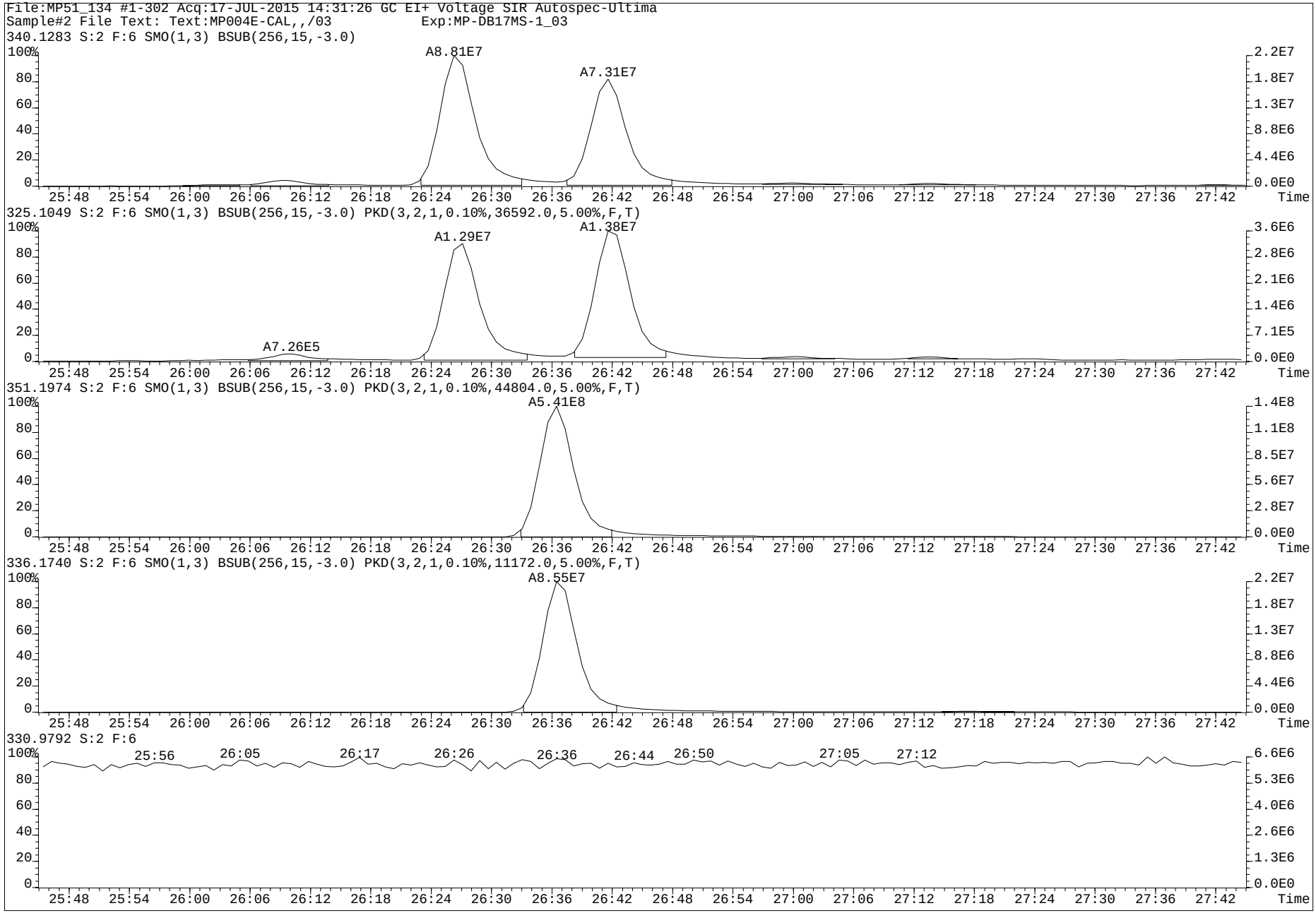
File:MP51_134 #1-302 Acq:17-JUL-2015 14:31:26 GC EI+ Voltage SIR Autospec-Ultima
Sample#2 File Text: Text:MP004E-CAL,,/03 Exp:MP-DB17MS-1_03
340.1283 S:2 F:6 SMO(1,3) BSUB(256,15,-3.0)
A8.81E7
A7.31E7
325.1049 S:2 F:6 SMO(1,3) BSUB(256,15,-3.0) PKD(3,2,1,0.10%,36592.0,5.00%,F,T)
A1.29E7
A1.38E7
A7.26E5
351.1974 S:2 F:6 SMO(1,3) BSUB(256,15,-3.0) PKD(3,2,1,0.10%,44804.0,5.00%,F,T)
A5.41E8
336.1740 S:2 F:6 SMO(1,3) BSUB(256,15,-3.0) PKD(3,2,1,0.10%,11172.0,5.00%,F,T)
A8.55E7
330.9792 S:2 F:6
25:56
26:05
26:17
26:26
26:36
26:44
26:50
27:05
27:12
Time

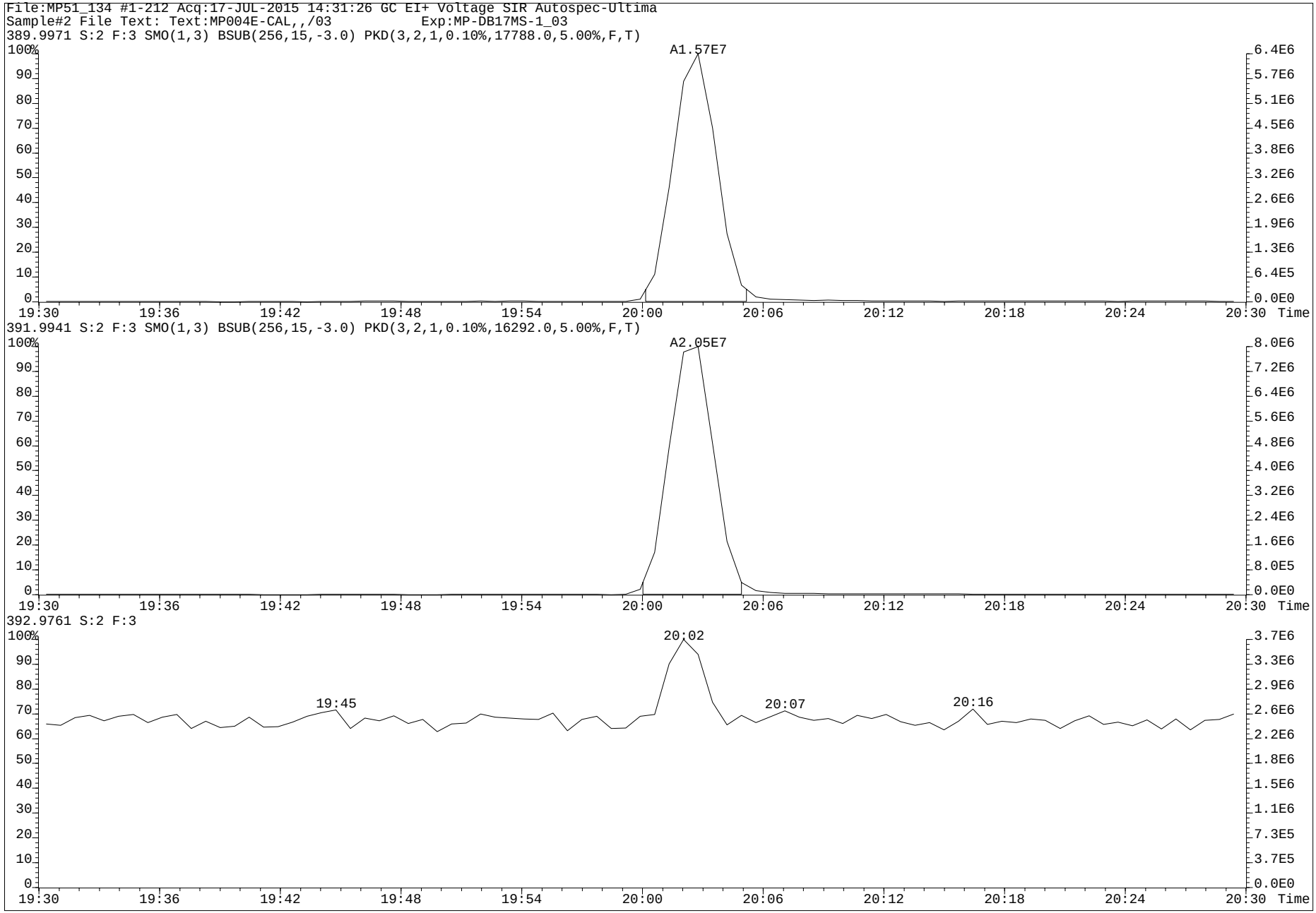
File:MP51_134 #1-212 Acq:17-JUL-2015 14:31:26 GC EI+ Voltage SIR Autospec-Ultima
Sample#2 File Text: Text:MP004E-CAL,,/03 Exp:MP-DB17MS-1_03
389.9971 S:2 F:3 SMO(1,3) BSUB(256,15,-3.0) PKD(3,2,1,0.10%,17788.0,5.00%,F,T)
A1.57E7
391.9941 S:2 F:3 SMO(1,3) BSUB(256,15,-3.0) PKD(3,2,1,0.10%,16292.0,5.00%,F,T)
A2.05E7
392.9761 S:2 F:3
19:45
20:02
20:07
20:16
Time

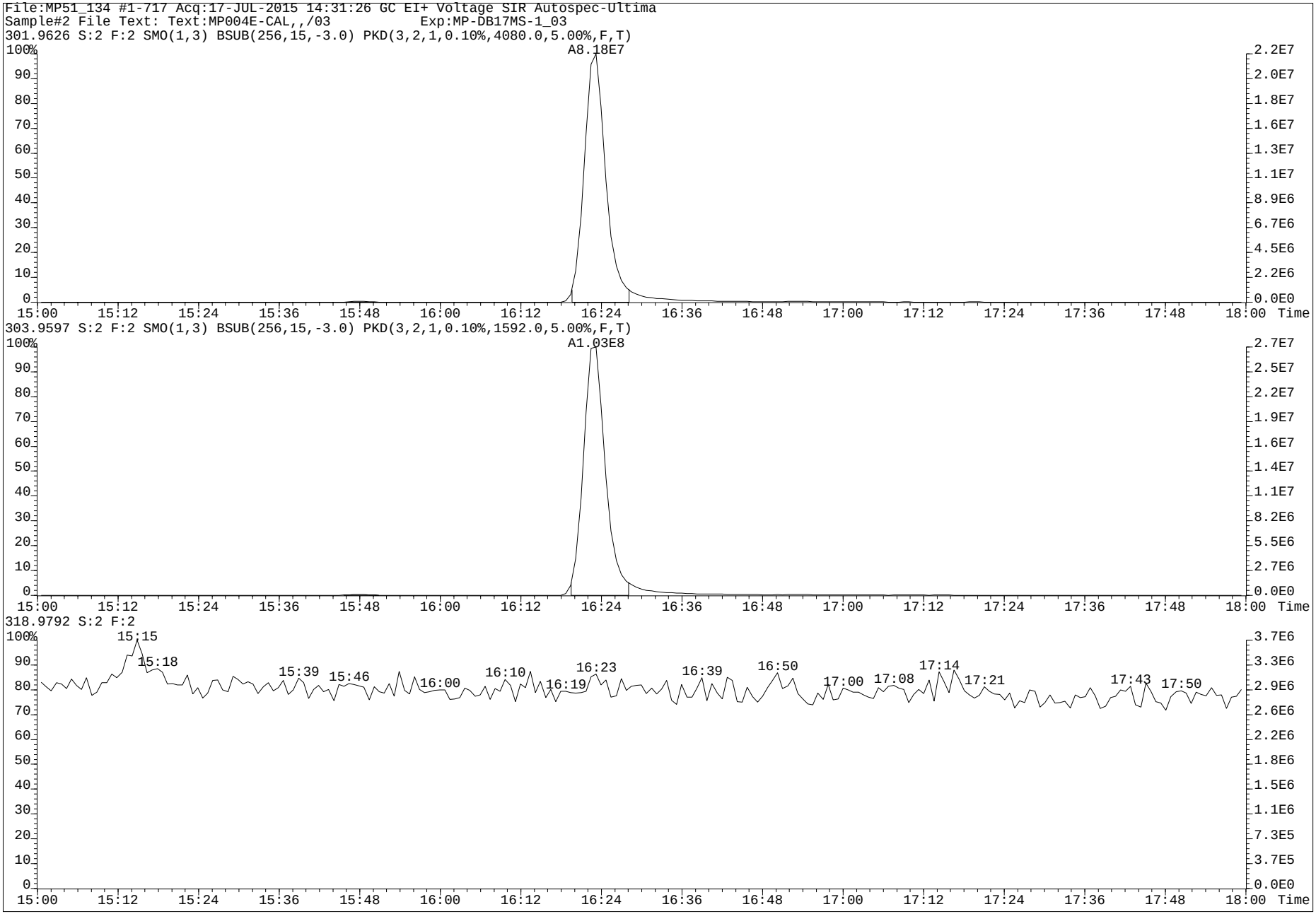
File:MP51_134 #1-717 Acq:17-JUL-2015 14:31:26 GC EI+ Voltage SIR Autospec-Ultima
Sample#2 File Text: Text:MP004E-CAL,,/03 Exp:MP-DB17MS-1_03
301.9626 S:2 F:2 SMO(1,3) BSUB(256,15,-3.0) PKD(3,2,1,0.10%,4080.0,5.00%,F,T)
A8.18E7
303.9597 S:2 F:2 SMO(1,3) BSUB(256,15,-3.0) PKD(3,2,1,0.10%,1592.0,5.00%,F,T)
A1.03E8
318.9792 S:2 F:2
15:15
15:18
15:39
15:46
16:00
16:10
16:19
16:23
16:39
16:50
17:00
17:08
17:14
17:21
17:43
17:50
Time

www.axysanalytical.com

Run #20 Filename MP51_134 S: 20 I: 1 Acquired: 18-JUL-15 01:05:05 Processed: 20-JUL-15 14:49:20
Run: mp51_134-a Analyte: MP-DB17-C06 Cal: mp51_134-8a Results: mp51_134-a Version: V3.6 6-JAN-2000 17:51:42
Sample text: MP004E-CAL,,/03 Comments: 1,,2.0uL CS-5/Cal
sample size: 1.000000 conc units: ng/mL total toxicity: 83.12 F1: 10.0000 F2: 1.0000

	Typ	Name	#Hom	Resp	RA		RT	Conc	Tox #1	DL	Rec	M?
1	Unk	1-OH-Naphthalene	1	8.55e+08	0.90	n	8:07	215.450	22	0.2017	-	n
2	Unk	1-OH-Pyrene	1	1.02e+09	3.61	n	20:44	208.757	21	0.1673	-	n
3	Unk	3-OH-Chrysene	1	1.57e+08	2.04	n	23:00	46.401	5	0.2474	-	n
4	Unk	3-OH-Benz[a]anthracene	1	1.89e+08	2.07	n	23:11	50.571	25	0.2131	-	n
5	Unk	7,8-OH-Benzo[a]pyrene-C	0	*	*	n	NotFnd	*	*	*	-	n
6	Unk	7,8-OH-Benzo[a]pyrene-T	0	*	*	n	NotFnd	*	*	*	-	n
7	Unk	7,8-OH-Benzo[a]pyrene-3	0	*	*	n	NotFnd	*	*	*	-	n
8	Unk	9-OH-Benzo[a]pyrene	1	8.16e+07	6.93	n	26:28	53.428	5	0.1596	-	n
9	Unk	3-OH-Benzo[a]pyrene	1	6.96e+07	5.17	n	26:43	54.356	5	0.2853	-	n
10	Unk	7,8-OH-Benzo[a]pyrene-4	0	*	*	n	NotFnd	*	*	*	-	n
11	IS	13C6-1-OH-Naphthalene	1	8.28e+08	0.78	n	8:07	242.865	-	0.1662	97.1	n
12	IS	13C6-1-OH-Pyrene	1	1.20e+09	3.32	n	20:44	260.795	-	0.1944	104.3	n
13	IS	13C6-1-OH-BAA	1	9.57e+08	2.42	n	22:27	267.162	-	0.0739	106.0	n
14	IS	13C6-3-OH-Chrysene	1	1.05e+09	2.03	n	23:00	258.251	-	0.0652	102.3	n
15	IS	D11-3-OH-Benzo[a]pyrene	1	4.96e+08	6.37	n	26:37	280.901	-	0.1766	112.9	n
16	IS	13C-CL4-OH-PCB-79	1	3.27e+07	0.79	y	20:03	51.177	-	0.4848	102.4	n
17	IS	13C-CL4-PCB-79	0	*	*	n	NotFnd	*	-	*	Div0	n
18	RS	13C-CL4-PCB-81	1	1.52e+08	0.79	y	16:25	48.001	-	-	-	n
19	Tot	Fn1 Lock	-	-			-	-	-	-	-	n
20	Tot	Fn2 Lock	-	-			-	-	-	-	-	n
21	Tot	Fn3 Lock	-	-			-	-	-	-	-	n
22	Tot	Fn4 Lock	-	-			-	-	-	-	-	n
23	Tot	Fn4 Lock	-	-			-	-	-	-	-	n
24	Tot	Fn5 Lock	-	-			-	-	-	-	-	n
25	Tot	Fn6 Lock	-	-			-	-	-	-	-	n

PV AS 23-JUL-2015

SV MV MW
26-July-2015

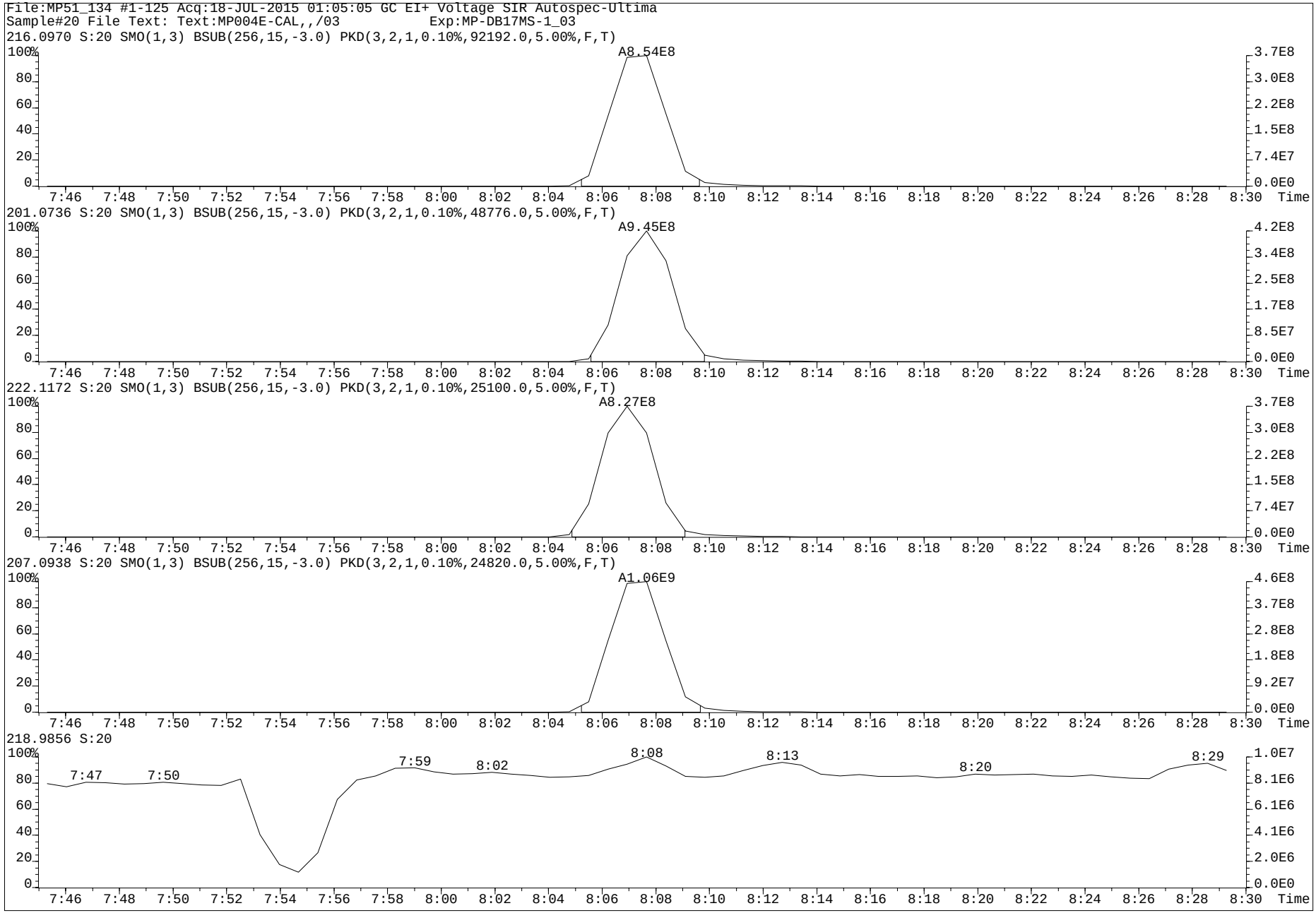
File:MP51_134 #1-125 Acq:18-JUL-2015 01:05:05 GC EI+ Voltage SIR Autospec-Ultima
Sample#20 File Text: Text:MP004E-CAL,,/03 Exp:MP-DB17MS-1_03
216.0970 S:20 SMO(1,3) BSUB(256,15,-3.0) PKD(3,2,1,0.10%,92192.0,5.00%,F,T)
A8.54E8
201.0736 S:20 SMO(1,3) BSUB(256,15,-3.0) PKD(3,2,1,0.10%,48776.0,5.00%,F,T)
A9.45E8
222.1172 S:20 SMO(1,3) BSUB(256,15,-3.0) PKD(3,2,1,0.10%,25100.0,5.00%,F,T)
A8.27E8
207.0938 S:20 SMO(1,3) BSUB(256,15,-3.0) PKD(3,2,1,0.10%,24820.0,5.00%,F,T)
A1.06E9
218.9856 S:20
7:47
7:50
7:59
8:02
8:08
8:13
8:20
8:29
Time

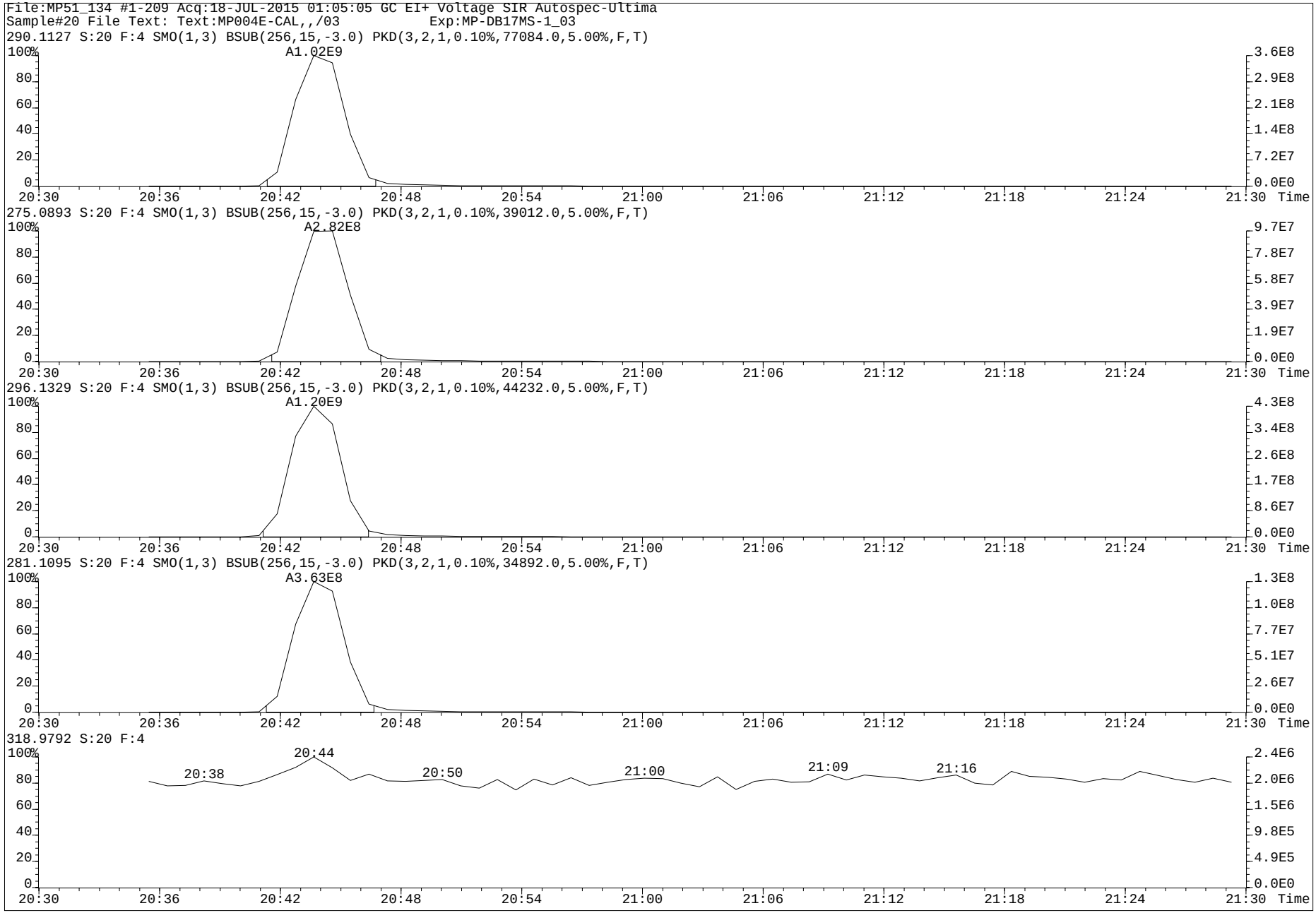
File:MP51_134 #1-209 Acq:18-JUL-2015 01:05:05 GC EI+ Voltage SIR Autospec-Ultima
Sample#20 File Text: Text:MP004E-CAL,,/03 Exp:MP-DB17MS-1_03
290.1127 S:20 F:4 SMO(1,3) BSUB(256,15,-3.0) PKD(3,2,1,0.10%,77084.0,5.00%,F,T)
A1.02E9
275.0893 S:20 F:4 SMO(1,3) BSUB(256,15,-3.0) PKD(3,2,1,0.10%,39012.0,5.00%,F,T)
A2.82E8
296.1329 S:20 F:4 SMO(1,3) BSUB(256,15,-3.0) PKD(3,2,1,0.10%,44232.0,5.00%,F,T)
A1.20E9
281.1095 S:20 F:4 SMO(1,3) BSUB(256,15,-3.0) PKD(3,2,1,0.10%,34892.0,5.00%,F,T)
A3.63E8
318.9792 S:20 F:4
20:38
20:44
20:50
21:00
21:09
21:16
Time

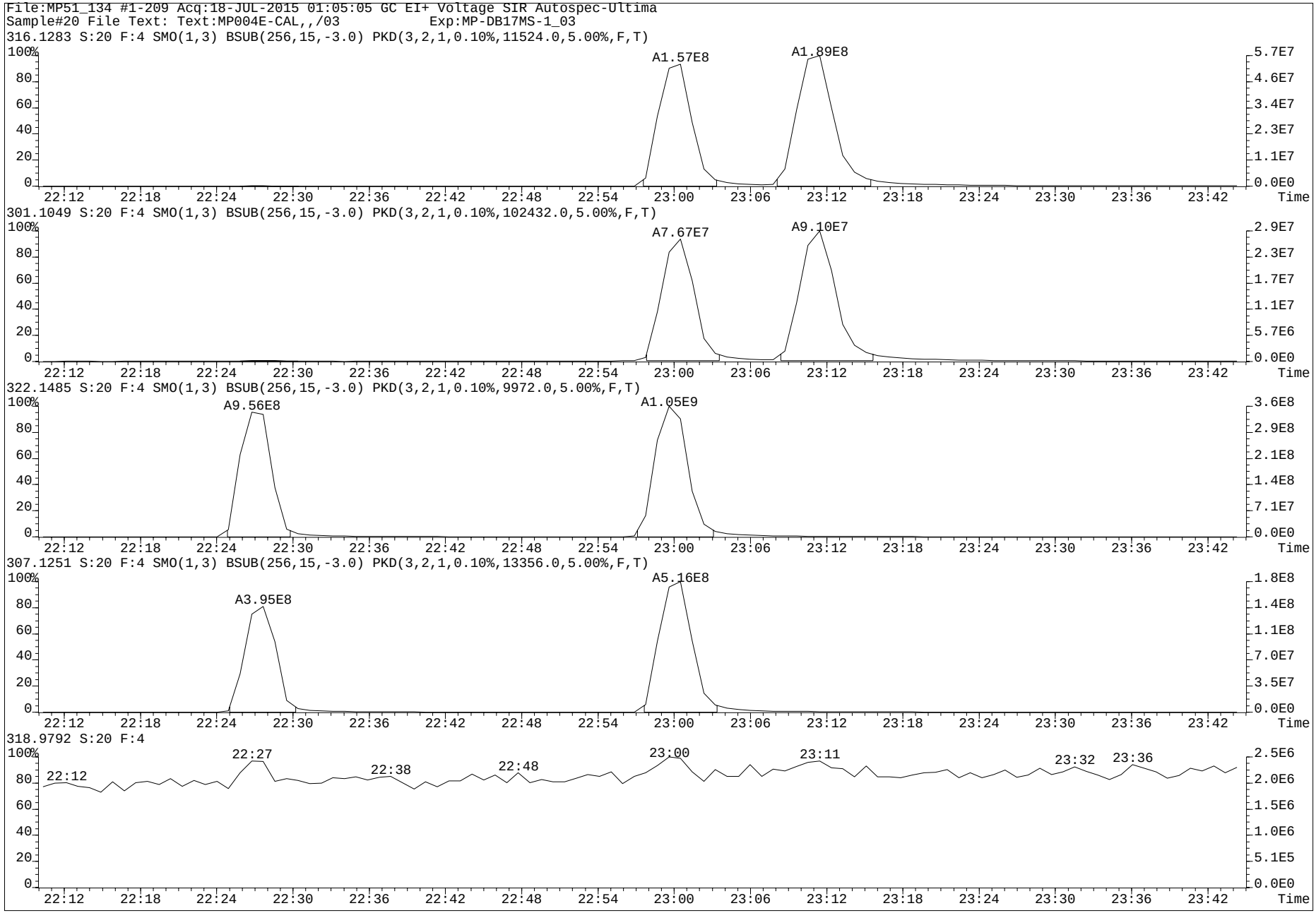
File:MP51_134 #1-209 Acq:18-JUL-2015 01:05:05 GC EI+ Voltage SIR Autospec-Ultima
Sample#20 File Text: Text:MP004E-CAL,,/03 Exp:MP-DB17MS-1_03
316.1283 S:20 F:4 SMO(1,3) BSUB(256,15,-3.0) PKD(3,2,1,0.10%,11524.0,5.00%,F,T)
A1.57E8
A1.89E8
301.1049 S:20 F:4 SMO(1,3) BSUB(256,15,-3.0) PKD(3,2,1,0.10%,102432.0,5.00%,F,T)
A7.67E7
A9.10E7
322.1485 S:20 F:4 SMO(1,3) BSUB(256,15,-3.0) PKD(3,2,1,0.10%,9972.0,5.00%,F,T)
A9.56E8
A1.05E9
307.1251 S:20 F:4 SMO(1,3) BSUB(256,15,-3.0) PKD(3,2,1,0.10%,13356.0,5.00%,F,T)
A3.95E8
A5.16E8
318.9792 S:20 F:4
22:12
22:27
22:38
22:48
23:00
23:11
23:32
23:36
Time

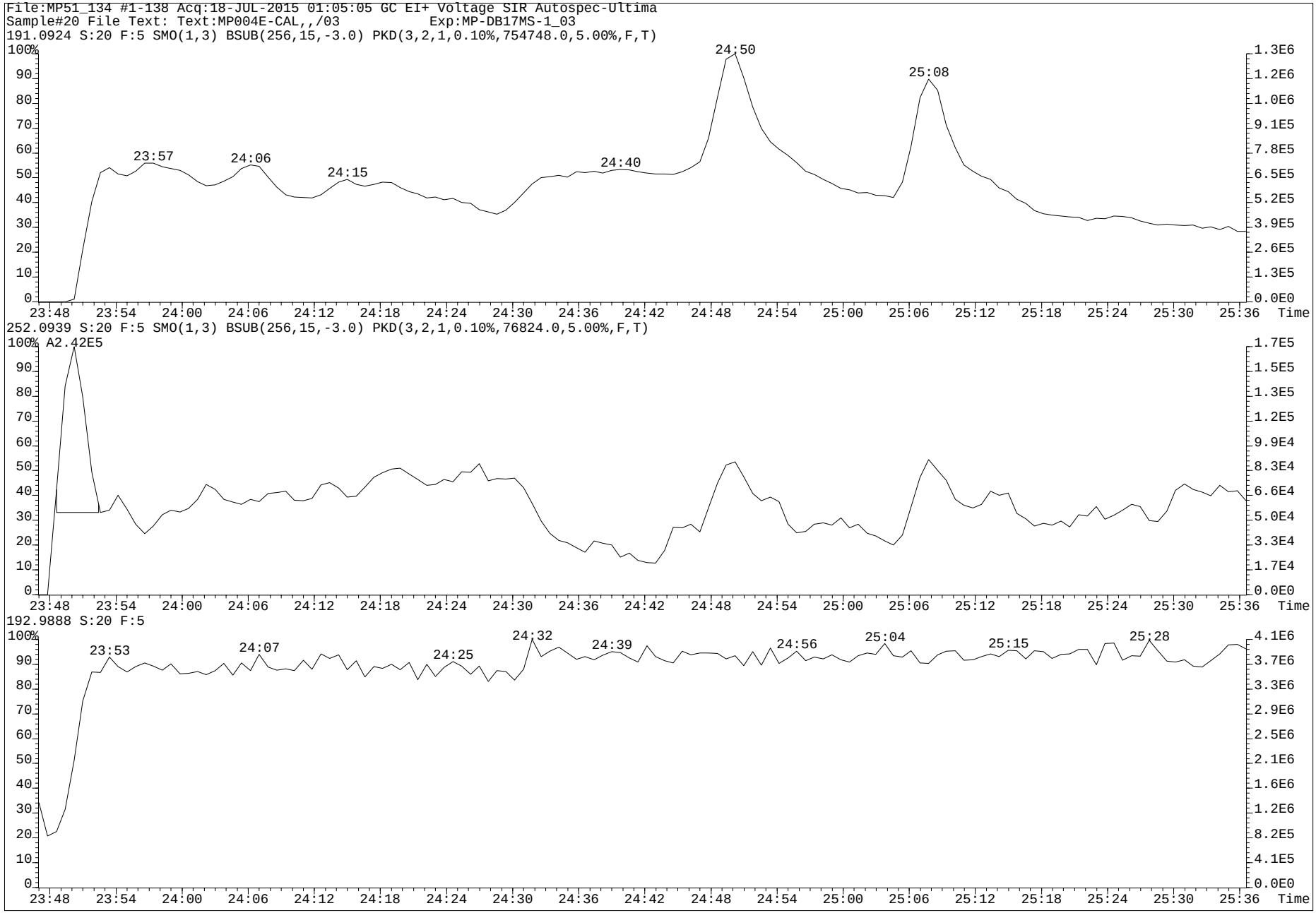
File:MP51_134 #1-138 Acq:18-JUL-2015 01:05:05 GC EI+ Voltage SIR Autospec-Ultima
Sample#20 File Text: Text:MP004E-CAL,,/03 Exp:MP-DB17MS-1_03
191.0924 S:20 F:5 SMO(1,3) BSUB(256,15,-3.0) PKD(3,2,1,0.10%,754748.0,5.00%,F,T)
23:57
24:06
24:15
24:40
24:50
25:08
252.0939 S:20 F:5 SMO(1,3) BSUB(256,15,-3.0) PKD(3,2,1,0.10%,76824.0,5.00%,F,T)
A2.42E5
192.9888 S:20 F:5
23:53
24:07
24:25
24:32
24:39
24:56
25:04
25:15
25:28
Time

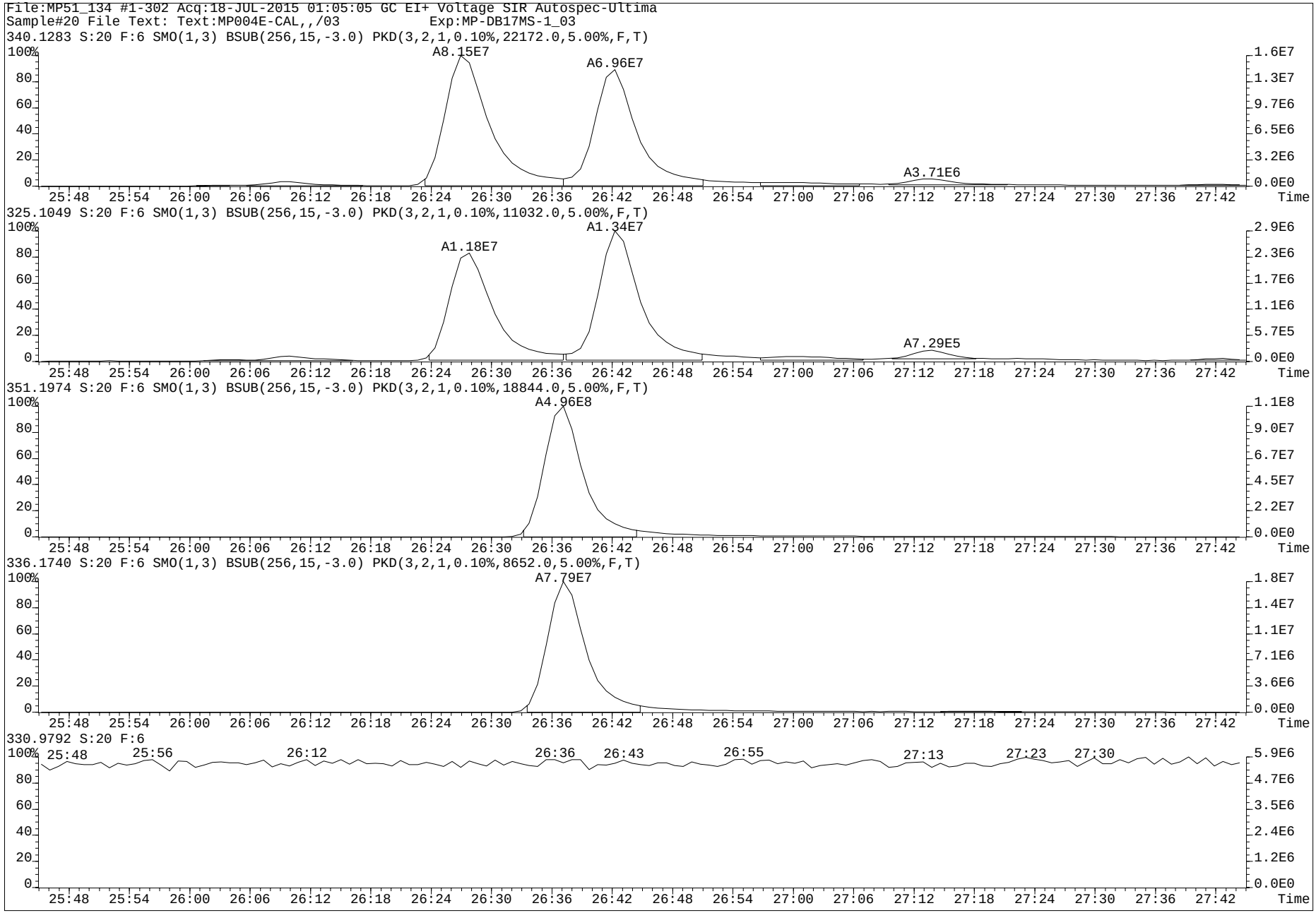
File:MP51_134 #1-302 Acq:18-JUL-2015 01:05:05 GC EI+ Voltage SIR Autospec-Ultima
Sample#20 File Text: Text:MP004E-CAL,,/03 Exp:MP-DB17MS-1_03
340.1283 S:20 F:6 SMO(1,3) BSUB(256,15,-3.0) PKD(3,2,1,0.10%,22172.0,5.00%,F,T)
A8.15E7
A6.96E7
A3.71E6
325.1049 S:20 F:6 SMO(1,3) BSUB(256,15,-3.0) PKD(3,2,1,0.10%,11032.0,5.00%,F,T)
A1.18E7
A1.34E7
A7.29E5
351.1974 S:20 F:6 SMO(1,3) BSUB(256,15,-3.0) PKD(3,2,1,0.10%,18844.0,5.00%,F,T)
A4.96E8
336.1740 S:20 F:6 SMO(1,3) BSUB(256,15,-3.0) PKD(3,2,1,0.10%,8652.0,5.00%,F,T)
A7.79E7
330.9792 S:20 F:6
25:48
25:56
26:12
26:36
26:43
26:55
27:13
27:23
27:30
Time

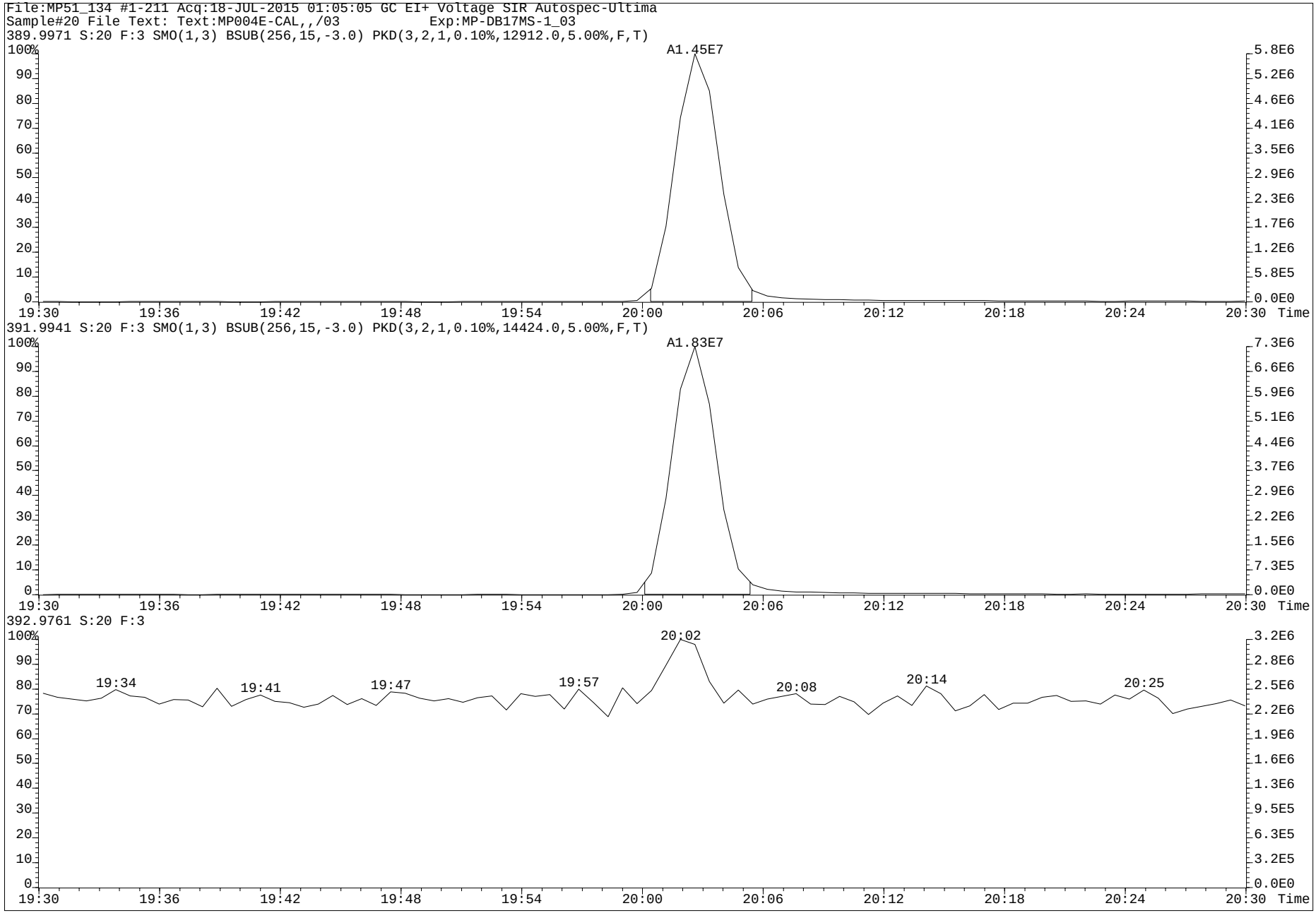
File:MP51_134 #1-211 Acq:18-JUL-2015 01:05:05 GC EI+ Voltage SIR Autospec-Ultima
Sample#20 File Text: Text:MP004E-CAL,,/03 Exp:MP-DB17MS-1_03
389.9971 S:20 F:3 SMO(1,3) BSUB(256,15,-3.0) PKD(3,2,1,0.10%,12912.0,5.00%,F,T)
A1.45E7
391.9941 S:20 F:3 SMO(1,3) BSUB(256,15,-3.0) PKD(3,2,1,0.10%,14424.0,5.00%,F,T)
A1.83E7
392.9761 S:20 F:3
19:34
19:41
19:47
19:57
20:02
20:08
20:14
20:25
Time

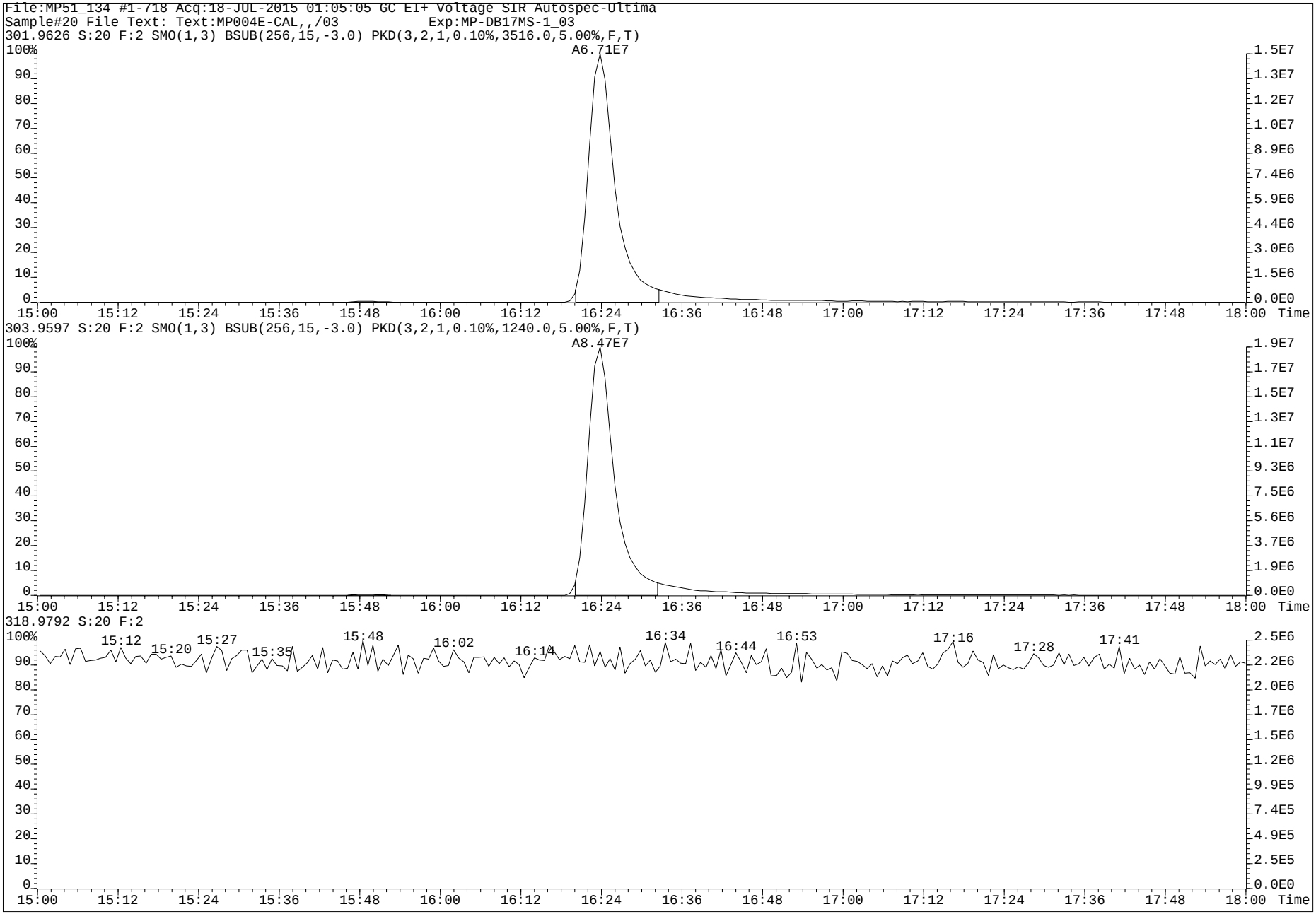
File:MP51_134 #1-718 Acq:18-JUL-2015 01:05:05 GC EI+ Voltage SIR Autospec-Ultima
Sample#20 File Text: Text:MP004E-CAL,,/03 Exp:MP-DB17MS-1_03
301.9626 S:20 F:2 SMO(1,3) BSUB(256,15,-3.0) PKD(3,2,1,0.10%,3516.0,5.00%,F,T)
A6.71E7
303.9597 S:20 F:2 SMO(1,3) BSUB(256,15,-3.0) PKD(3,2,1,0.10%,1240.0,5.00%,F,T)
A8.47E7
318.9792 S:20 F:2
15:12
15:20
15:27
15:35
15:48
16:02
16:14
16:34
16:44
16:53
17:16
17:28
17:41
Time

Accreditation Scope

AXYS Analytical Services Ltd.
file ref.: ACC-101 Rev.23

Compound Class	Compound	Accredited Method ID	AXYS Method ID	Pulp: CALA	Serum: CALA	Solids: CALA	Solids: California DPH	Solids: Florida DOH	Solids: Minnesota DOH	Solids: New Jersey DEP	Solids: New York DOH	Solids: Virginia DGS	Solids: Washington DE	Solids: Maine DOH	Solids: ANAB	Tissue: CALA	Tissue: Florida DOH	Tissue: Minnesota DOH	Tissue: New Jersey DEP	Tissue: Virginia DGS	Tissue: ANAB	Urine: CALA	Water: CALA	Water, Drinking: Florida DOH	Water, Drinking: Minnesota DOH	Water, Drinking: New Jersey DEP	Water, Drinking: ANAB	Water, Non-Potable: California DPH	Water, Non-Potable: Florida DOH	Water, Non-Potable: Minnesota DOH	Water, Non-Potable: New Jersey DEP	Water, Non-Potable: New York DOH	Water, Non-Potable: Virginia DGS	Water, Non-Potable: Washington DE*	Water, Non-Potable: Maine DOH	Water, Non-Potable: ANAB	Water, Non-Potable: Pennsylvania DEP
BFR	BTBPE	AXYS MLA-033	MLA-033			Y										Y							Y													
	DBDPE	AXYS MLA-033	MLA-033			Y										Y							Y													
	HBB	AXYS MLA-033	MLA-033			Y										Y							Y													
	PBEB	AXYS MLA-033	MLA-033			Y										Y							Y													
BPA and MPE	4,4'-dihydroxy-2,2-diphenylpropane (Bisphenol A) (BPA)	AXYS MLA-059	MLA-059																			Y													
	Mono-(2-ethyl-5-hydroxyhexyl) phthalate (MEHHP)	AXYS MLA-059	MLA-059																			Y													
	Mono-(2-ethyl-5-oxohexyl) phthalate (MEOHP)	AXYS MLA-059	MLA-059																			Y													
	Mono-(3-carboxypropyl) phthalate (MCPP)	AXYS MLA-059	MLA-059																			Y													
	Mono-2-ethylhexyl phthalate (MEHP)	AXYS MLA-059	MLA-059																			Y													
	Mono-benzyl phthalate (MBzP)	AXYS MLA-059	MLA-059																			Y													
	Mono-butyl phthalate (MBP) (n + iso)	AXYS MLA-059	MLA-059																			Y													
	Mono-cyclohexyl phthalate (MCHP)	AXYS MLA-059	MLA-059																			Y													
	Mono-ethyl phthalate (MEP)	AXYS MLA-059	MLA-059																			Y													
	Mono-iso-nonyl phthalate (MiNP)	AXYS MLA-059	MLA-059																			Y													
	Mono-methyl phthalate (MMP)	AXYS MLA-059	MLA-059																			Y													
HBCDD	alpha-hexabromocyclododecane (a-HBCDD)	AXYS MLA-070	MLA-070		Y																														
	beta-hexabromocyclododecane (b-HBCDD)	AXYS MLA-070	MLA-070		Y																														
	gamma-hexabromocyclododecane (g-HBCDD)	AXYS MLA-070	MLA-070		Y																														
OC Pesticides	2,4'-DDD	AXYS MLA-007	MLA-007		Y	Y										Y							Y													
		AXYS MLA-028	MLA-028		Y	Y							Y			Y							Y											Y			
		EPA 8270	MLA-007										Y																								
	2,4'-DDE	AXYS MLA-007	MLA-007		Y	Y										Y							Y													
		AXYS MLA-028	MLA-028		Y	Y							Y			Y							Y											Y			
		EPA 8270	MLA-007										Y																								
	2,4'-DDT	AXYS MLA-007	MLA-007		Y	Y										Y							Y													
		AXYS MLA-028	MLA-028		Y	Y							Y			Y							Y											Y			
		EPA 8270	MLA-007										Y																								
	4,4'-DDD	AXYS MLA-007	MLA-007		Y	Y		Y							Y	Y							Y						Y							Y
		AXYS MLA-028	MLA-028		Y	Y		Y					Y		Y	Y							Y						Y					Y		Y
		EPA 625	MLA-007																									Y	Y			Y	Y		Y	Y
		EPA 8270	MLA-007				Y	Y			Y	Y	Y	Y	Y																					
	4,4'-DDE	AXYS MLA-007	MLA-007		Y	Y		Y							Y	Y							Y						Y							Y
		AXYS MLA-028	MLA-028		Y	Y		Y					Y		Y	Y							Y						Y					Y		Y
		EPA 625	MLA-007																									Y	Y			Y	Y		Y	Y
		EPA 8270	MLA-007				Y	Y			Y	Y	Y	Y	Y																					
	4,4'-DDT	AXYS MLA-007	MLA-007		Y	Y		Y							Y	Y							Y						Y							Y
		AXYS MLA-028	MLA-028		Y	Y		Y					Y		Y	Y							Y						Y					Y		Y
		EPA 625	MLA-007																									Y	Y			Y	Y		Y	Y
		EPA 8270	MLA-007				Y	Y			Y	Y	Y	Y	Y																					
	Aldrin	AXYS MLA-007	MLA-007		Y	Y		Y							Y	Y							Y						Y							Y
		AXYS MLA-028	MLA-028		Y	Y		Y					Y		Y	Y							Y						Y					Y		Y
		EPA 625	MLA-007																									Y	Y			Y	Y		Y	Y
		EPA 8270	MLA-007				Y	Y			Y	Y	Y	Y	Y																					
	Alpha-HCH	AXYS MLA-007	MLA-007		Y	Y		Y							Y	Y							Y						Y							Y
		AXYS MLA-028	MLA-028		Y	Y		Y					Y		Y	Y							Y						Y					Y		Y
		EPA 625	MLA-007																									Y	Y			Y	Y		Y	Y
		EPA 8270	MLA-007				Y	Y			Y	Y	Y	Y	Y																					
	Beta-HCH	AXYS MLA-007	MLA-007		Y	Y		Y							Y	Y							Y						Y							Y
		AXYS MLA-028	MLA-028		Y	Y		Y					Y		Y	Y							Y						Y					Y		Y
		EPA 625	MLA-007																									Y	Y			Y	Y		Y	Y

Accreditation Scope

AXYS Analytical Services Ltd.
file ref.: ACC-101 Rev.23

Compound Class	Compound	Accredited Method ID	AXYS Method ID	Pulp	Serum	Solids										Tissue						Urine	Water	Water, Drinking				Water, Non-Potable								
				CALA	CALA	CALA	California DPH	Florida DOH	Minnesota DOH	New Jersey DEP	New York DOH	Virginia DGS	Washington DE	Maine DOH	ANAB	CALA	Florida DOH	Minnesota DOH	New Jersey DEP	Virginia DGS	ANAB	CALA	CALA	Florida DOH	Minnesota DOH	New Jersey DEP	ANAB	California DPH	Florida DOH	Minnesota DOH	New Jersey DEP	New York DOH	Virginia DGS	Washington DE*	Maine DOH	ANAB	Pennsylvania DEP
		EPA 8270	MLA-007				Y	Y			Y	Y	Y	Y	Y																					
	Chlordane, technical	AXYS MLA-007	MLA-007					Y							Y														Y							Y	
		EPA 625	MLA-007																									Y							Y		
		EPA 8270	MLA-007				Y	Y			Y	Y		Y	Y														Y			Y	Y		Y	Y	
	cis-Chlordane (alpha-Chlordane)	AXYS MLA-007	MLA-007		Y	Y		Y							Y	Y							Y					Y							Y	
		AXYS MLA-028	MLA-028		Y	Y		Y					Y		Y	Y							Y					Y						Y		Y	
		EPA 8270	MLA-007					Y			Y		Y	Y	Y													Y				Y			Y	Y	
	cis-Nonachlor	AXYS MLA-007	MLA-007		Y	Y										Y							Y													
		AXYS MLA-028	MLA-028		Y	Y							Y			Y							Y											Y			
		EPA 8270	MLA-007										Y																								
	Delta-HCH	AXYS MLA-007	MLA-007		Y	Y		Y							Y	Y							Y						Y							Y	
		AXYS MLA-028	MLA-028		Y	Y		Y					Y		Y	Y							Y						Y					Y		Y	
		EPA 608	MLA-007																										Y							Y	
		EPA 8081	MLA-007					Y			Y	Y	Y		Y																						
	Dieldrin	AXYS MLA-007	MLA-007		Y	Y		Y							Y	Y							Y						Y							Y	
		AXYS MLA-028	MLA-028		Y	Y		Y					Y		Y	Y							Y						Y					Y		Y	
		EPA 608	MLA-007																										Y							Y	
		EPA 8081	MLA-007				Y	Y			Y	Y	Y	Y	Y																						
	Endosulphan I	AXYS MLA-007	MLA-007		Y	Y		Y							Y	Y							Y						Y							Y	
		AXYS MLA-028	MLA-028		Y	Y		Y					Y		Y	Y							Y						Y					Y		Y	
		EPA 608	MLA-007																										Y							Y	
		EPA 8081	MLA-007				Y	Y			Y	Y	Y	Y	Y																						
	Endosulphan II	AXYS MLA-007	MLA-007		Y	Y		Y							Y	Y							Y						Y							Y	
		AXYS MLA-028	MLA-028		Y	Y		Y					Y		Y	Y							Y						Y					Y		Y	
		EPA 608	MLA-007																										Y							Y	
		EPA 8081	MLA-007				Y	Y			Y	Y	Y	Y	Y																						
	Endosulphan sulphate	AXYS MLA-007	MLA-007		Y	Y		Y							Y	Y							Y						Y							Y	
		AXYS MLA-028	MLA-028		Y	Y		Y					Y		Y	Y							Y						Y					Y		Y	
		EPA 608	MLA-007																										Y							Y	
		EPA 8081	MLA-007				Y	Y			Y	Y	Y	Y	Y																						
	Endrin	AXYS MLA-007	MLA-007		Y	Y		Y							Y	Y							Y						Y							Y	
		AXYS MLA-028	MLA-028		Y	Y		Y					Y		Y	Y							Y						Y					Y		Y	
		EPA 608	MLA-007																										Y							Y	
		EPA 8081	MLA-007				Y	Y			Y	Y	Y	Y	Y																						
	Endrin aldehyde	AXYS MLA-007	MLA-007			Y		Y							Y	Y							Y						Y							Y	
		AXYS MLA-028	MLA-028		Y	Y		Y					Y		Y	Y							Y						Y					Y		Y	
		EPA 608	MLA-007																										Y							Y	
		EPA 8081	MLA-007				Y	Y			Y	Y	Y	Y	Y																						
	Endrin ketone	AXYS MLA-007	MLA-007		Y	Y		Y							Y	Y							Y						Y								
		AXYS MLA-028	MLA-028		Y	Y		Y					Y		Y	Y							Y											Y			
		EPA 8081	MLA-007					Y			Y		Y		Y																						
	Gamma-HCH (Lindane)	AXYS MLA-007	MLA-007		Y	Y		Y							Y	Y							Y						Y							Y	
		AXYS MLA-028	MLA-028		Y	Y		Y					Y		Y	Y							Y						Y					Y		Y	
		EPA 625	MLA-007																										Y							Y	
		EPA 8270	MLA-007				Y	Y			Y	Y	Y	Y	Y																						
	Heptachlor	AXYS MLA-007	MLA-007		Y	Y		Y							Y	Y							Y						Y							Y	
		AXYS MLA-028	MLA-028		Y	Y		Y					Y		Y	Y							Y						Y					Y		Y	
		EPA 625	MLA-007																										Y							Y	
		EPA 8270	MLA-007				Y	Y			Y	Y	Y	Y	Y																						
	Heptachlor epoxide	AXYS MLA-007	MLA-007		Y	Y		Y							Y	Y							Y						Y							Y	

Accreditation Scope

AXYS Analytical Services Ltd.
file ref.: ACC-101 Rev.23

Compound Class	Compound	Accredited Method ID	AXYS Method ID	Pulp	Serum	Solids										Tissue						Urine	Water	Water, Drinking				Water, Non-Potable								
				CALA	CALA	CALA	California DPH	Florida DOH	Minnesota DOH	New Jersey DEP	New York DOH	Virginia DGS	Washington DE	Maine DOH	ANAB	CALA	Florida DOH	Minnesota DOH	New Jersey DEP	Virginia DGS	ANAB	CALA	CALA	Florida DOH	Minnesota DOH	New Jersey DEP	ANAB	California DPH	Florida DOH	Minnesota DOH	New Jersey DEP	New York DOH	Virginia DGS	Washington DE*	Maine DOH	ANAB	Pennsylvania DEP
		AXYS MLA-028	MLA-028		Y	Y		Y					Y		Y	Y						Y						Y					Y		Y	
		EPA 608	MLA-007																									Y	Y			Y	Y		Y	Y	
		EPA 8081	MLA-007				Y	Y			Y	Y	Y	Y	Y																						
	Hexachlorobenzene	AXYS MLA-007	MLA-007		Y	Y		Y							Y	Y						Y							Y							Y	
		AXYS MLA-028	MLA-028		Y	Y		Y					Y		Y	Y						Y							Y					Y		Y	
		EPA 1625	MLA-007																									Y	Y			Y				Y	
		EPA 8270	MLA-007				Y	Y			Y	Y	Y	Y	Y																						
	Methoxychlor	AXYS MLA-007	MLA-007		Y	Y		Y							Y	Y						Y							Y							Y	
		AXYS MLA-028	MLA-028		Y	Y		Y					Y		Y	Y						Y							Y					Y		Y	
		EPA 608	MLA-007																										Y				Y	Y			Y	
		EPA 8081	MLA-007				Y	Y			Y	Y	Y	Y	Y																						
		SM6630B	MLA-007																									Y									
	Mirex	AXYS MLA-007	MLA-007		Y	Y		Y							Y	Y						Y							Y							Y	
		AXYS MLA-028	MLA-028		Y	Y							Y		Y	Y						Y							Y					Y		Y	
		EPA 8270	MLA-007					Y			Y		Y																Y				Y	Y		Y	Y	
	Oxychlordane	AXYS MLA-007	MLA-007		Y	Y									Y	Y						Y															
		AXYS MLA-028	MLA-028		Y	Y							Y		Y	Y						Y													Y			
		EPA 8270	MLA-007										Y																									
	Toxaphene	EPA 8270	MLA-007										Y																									
	trans-Chlordane (gamma-Chlordane)	AXYS MLA-007	MLA-007		Y	Y		Y							Y	Y						Y							Y							Y	
		AXYS MLA-028	MLA-028		Y	Y		Y					Y		Y	Y						Y							Y					Y		Y	
		EPA 8270	MLA-007					Y			Y		Y	Y	Y														Y				Y			Y	Y	
	trans-Nonachlor	AXYS MLA-007	MLA-007		Y	Y										Y																					
		AXYS MLA-028	MLA-028		Y	Y							Y			Y						Y													Y			
		EPA 8270	MLA-007										Y																									
PAH	1,2,6-Trimethylphenanthrene	AXYS MLA-021	MLA-021			Y																	Y														
	1,2-Dimethylnaphthalene	AXYS MLA-021	MLA-021			Y																	Y														
	1,4,6,7-Tetramethylnaphthalene	AXYS MLA-021	MLA-021			Y																	Y														
	1,7-Dimethylfluorene	AXYS MLA-021	MLA-021			Y																	Y														
	1,7-Dimethylphenanthrene	AXYS MLA-021	MLA-021			Y																	Y														
	1,8-Dimethylphenanthrene	AXYS MLA-021	MLA-021			Y																	Y														
	1-Methylchrysene	AXYS MLA-021	MLA-021			Y																	Y														
	1-Methylnaphthalene	AXYS MLA-021	MLA-021			Y																	Y														
	1-Methylphenanthrene	AXYS MLA-021	MLA-021			Y																	Y														
	2,3,5-Trimethylnaphthalene	AXYS MLA-021	MLA-021			Y																	Y														
	2,3,6-Trimethylnaphthalene	AXYS MLA-021	MLA-021			Y																	Y														
	2,4-Dimethyldibenzothiophene	AXYS MLA-021	MLA-021			Y																	Y														
	2,6-Dimethylnaphthalene	AXYS MLA-021	MLA-021			Y																	Y														
	2,6-Dimethylphenanthrene	AXYS MLA-021	MLA-021			Y																	Y														
	2/3-Methyldibenzothiophenes	AXYS MLA-021	MLA-021			Y																	Y														
	2-Methylanthracene	AXYS MLA-021	MLA-021			Y																	Y														
	2-Methylfluorene	AXYS MLA-021	MLA-021			Y																	Y														
	2-methylnaphthalene	AXYS MLA-021	MLA-021			Y		Y							Y								Y														
		EPA 8270	MLA-021				Y	Y			Y				Y																							
	2-Methylphenanthrene	AXYS MLA-021	MLA-021			Y																	Y														
	3,6-Dimethylphenanthrene	AXYS MLA-021	MLA-021			Y																	Y														
	3-Methylfluoranthene/ Benzo(a)fluorene	AXYS MLA-021	MLA-021			Y																	Y														
	3-Methylphenanthrene	AXYS MLA-021	MLA-021			Y																	Y														
	5,9-Dimethylchrysene	AXYS MLA-021	MLA-021			Y																	Y														
	5/6-Methylchrysenes	AXYS MLA-021	MLA-021			Y																	Y														

Accreditation Scope

AXYS Analytical Services Ltd.
file ref.: ACC-101 Rev.23

Compound Class	Compound	Accredited Method ID	AXYS Method ID	Pulp: CALA	Serum: CALA	Solids: CALA	Solids: California DPH	Solids: Florida DOH	Solids: Minnesota DOH	Solids: New Jersey DEP	Solids: New York DOH	Solids: Virginia DGS	Solids: Washington DE	Solids: Maine DOH	Solids: ANAB	Tissue: CALA	Tissue: Florida DOH	Tissue: Minnesota DOH	Tissue: New Jersey DEP	Tissue: Virginia DGS	Tissue: ANAB	Urine: CALA	Water: CALA	Water, Drinking: Florida DOH	Water, Drinking: Minnesota DOH	Water, Drinking: New Jersey DEP	Water, Drinking: ANAB	Water, Non-Potable: California DPH	Water, Non-Potable: Florida DOH	Water, Non-Potable: Minnesota DOH	Water, Non-Potable: New Jersey DEP	Water, Non-Potable: New York DOH	Water, Non-Potable: Virginia DGS	Water, Non-Potable: Washington DE*	Water, Non-Potable: Maine DOH	Water, Non-Potable: ANAB	Water, Non-Potable: Pennsylvania DEP
	7-Methylbenzo(a)pyrene	AXYS MLA-021	MLA-021			Y																Y													
	9/4-Methylphenanthrenes	AXYS MLA-021	MLA-021			Y																Y													
	Acenaphthene	AXYS MLA-021	MLA-021			Y		Y							Y	Y						Y							Y							Y
		EPA 1625	MLA-021																									Y	Y			Y	Y			Y
		EPA 8270	MLA-021				Y	Y			Y	Y		Y	Y																					
	Acenaphthylene	AXYS MLA-021	MLA-021			Y		Y							Y	Y						Y							Y							Y
		EPA 1625	MLA-021																									Y	Y			Y	Y			Y
		EPA 8270	MLA-021				Y	Y			Y	Y		Y	Y																					
	Anthracene	AXYS MLA-021	MLA-021			Y		Y							Y	Y						Y							Y							Y
		EPA 1625	MLA-021																									Y	Y			Y	Y			Y
		EPA 8270	MLA-021				Y	Y			Y	Y		Y	Y																					
	Benz[a]anthracene	AXYS MLA-021	MLA-021			Y		Y							Y	Y						Y							Y							Y
		EPA 1625	MLA-021																									Y	Y			Y	Y			Y
		EPA 8270	MLA-021				Y	Y			Y	Y		Y	Y																					
	Benzo[a]pyrene	AXYS MLA-021	MLA-021			Y		Y							Y	Y						Y							Y							Y
		EPA 1625	MLA-021																									Y	Y			Y	Y			Y
		EPA 8270	MLA-021				Y	Y			Y	Y		Y	Y																					
	Benzo[b]fluoranthene	AXYS MLA-021	MLA-021			Y		Y							Y	Y						Y							Y							Y
		EPA 1625	MLA-021																									Y	Y			Y	Y		Y	Y
		EPA 8270	MLA-021				Y	Y			Y	Y		Y	Y																					
	Benzo[e]pyrene	AXYS MLA-021	MLA-021			Y										Y						Y														
	Benzo[ghi]perylene	AXYS MLA-021	MLA-021			Y		Y							Y	Y						Y							Y							Y
		EPA 1625	MLA-021																									Y	Y			Y	Y			Y
		EPA 8270	MLA-021				Y	Y			Y	Y		Y	Y																					
	Benzo[j/k]fluoranthenes	AXYS MLA-021	MLA-021													Y							Y													
	Benzo[k]fluoranthene	AXYS MLA-021	MLA-021					Y							Y							Y						Y							Y
		EPA 1625	MLA-021																									Y	Y			Y	Y		Y	Y
		EPA 8270	MLA-021				Y	Y			Y			Y	Y																					
	Biphenyl	AXYS MLA-021	MLA-021			Y																Y														
	C1-Acenaphthenes	AXYS MLA-021	MLA-021			Y																Y														
	C1-Benz(a)anthracenes/chrysenes	AXYS MLA-021	MLA-021			Y																Y														
	C1-Benzofluoranthenes/ Benzopyrenes	AXYS MLA-021	MLA-021			Y																Y														
	C1-Biphenyls	AXYS MLA-021	MLA-021			Y																Y														
	C1-Dibenzothiophene	AXYS MLA-021	MLA-021			Y																Y														
	C1-Fluoranthenes/Pyrenes	AXYS MLA-021	MLA-021			Y																Y														
	C1-Fluorenes	AXYS MLA-021	MLA-021			Y																Y														
	C1-Naphthalenes	AXYS MLA-021	MLA-021			Y																Y														
	C1-Phenanthrenes/Anthracenes	AXYS MLA-021	MLA-021			Y																Y														
	C2-Benz(a)anthracenes/Chrysenes	AXYS MLA-021	MLA-021			Y																Y														
	C2-Benzofluoranthenes/ Benzopyrenes	AXYS MLA-021	MLA-021			Y																Y														
	C2-Biphenyls	AXYS MLA-021	MLA-021			Y																Y														
	C2-Dibenzothiophene	AXYS MLA-021	MLA-021			Y																Y														
	C2-Fluoranthenes/Pyrenes	AXYS MLA-021	MLA-021			Y																Y														
	C2-Fluorenes	AXYS MLA-021	MLA-021			Y																Y														
	C2-Naphthalenes	AXYS MLA-021	MLA-021			Y																Y														
	C2-Phenanthrenes/Anthracenes	AXYS MLA-021	MLA-021			Y																Y														
	C3-Benz(a)anthracenes/Chrysenes	AXYS MLA-021	MLA-021			Y																Y														
	C3-Dibenzothiophene	AXYS MLA-021	MLA-021			Y																Y														
	C3-Fluoranthenes/Pyrenes	AXYS MLA-021	MLA-021			Y																Y														
	C3-Fluorenes	AXYS MLA-021	MLA-021			Y																Y														

Accreditation Scope

AXYS Analytical Services Ltd.
file ref.: ACC-101 Rev.23

Compound Class	Compound	Accredited Method ID	AXYS Method ID	Pulp	Serum	Solids									Tissue						Urine	Water	Water, Drinking				Water, Non-Potable								
				CALA	CALA	CALA	California DPH	Florida DOH	Minnesota DOH	New Jersey DEP	New York DOH	Virginia DGS	Washington DE	Maine DOH	ANAB	CALA	Florida DOH	Minnesota DOH	New Jersey DEP	Virginia DGS	ANAB	CALA	CALA	Florida DOH	Minnesota DOH	New Jersey DEP	ANAB	California DPH	Florida DOH	Minnesota DOH	New Jersey DEP	New York DOH	Virginia DGS	Washington DE*	Maine DOH	ANAB	Pennsylvania DEP
	C3-Naphthalenes	AXYS MLA-021	MLA-021			Y																Y													
	C3-Phenanthrenes/Anthracenes	AXYS MLA-021	MLA-021			Y																Y													
	C4-Benz(a)anthracenes/Chrysenes	AXYS MLA-021	MLA-021			Y																Y													
	C4-Dibenzothiophene	AXYS MLA-021	MLA-021			Y																Y													
	C4-Fluoranthenes/Pyrenes	AXYS MLA-021	MLA-021			Y																Y													
	C4-Naphthalenes	AXYS MLA-021	MLA-021			Y																Y													
	C4-Phenanthrenes/Anthracenes	AXYS MLA-021	MLA-021			Y																Y													
	Chrysene	AXYS MLA-021	MLA-021			Y		Y						Y	Y							Y							Y						Y	
		EPA 1625	MLA-021																									Y	Y			Y	Y		Y	
		EPA 8270	MLA-021				Y	Y			Y	Y		Y	Y																					
	Dibenz[ah]anthracene	AXYS MLA-021	MLA-021			Y										Y						Y													
	Dibenzo[ah]anthracene	AXYS MLA-021	MLA-021					Y						Y															Y						Y	
		EPA 1625	MLA-021																									Y	Y			Y	Y		Y	
		EPA 8270	MLA-021				Y	Y			Y	Y		Y	Y																					
	Dibenzothiophene	AXYS MLA-021	MLA-021			Y																Y													
	Fluoranthene	AXYS MLA-021	MLA-021			Y		Y						Y		Y						Y							Y						Y	
		EPA 1625	MLA-021																									Y	Y			Y	Y		Y	
		EPA 8270	MLA-021				Y	Y			Y	Y		Y	Y																					
	Fluorene	AXYS MLA-021	MLA-021			Y		Y						Y		Y						Y							Y						Y	
		EPA 1625	MLA-021																									Y	Y			Y	Y		Y	
		EPA 8270	MLA-021				Y	Y			Y	Y		Y	Y																					
	Indeno[1,2,3-cd]pyrene	AXYS MLA-021	MLA-021			Y		Y						Y		Y						Y							Y						Y	
		EPA 1625	MLA-021																									Y	Y			Y	Y		Y	
		EPA 8270	MLA-021				Y	Y			Y	Y		Y	Y																					
	Naphthalene	AXYS MLA-021	MLA-021			Y		Y						Y		Y						Y							Y						Y	
		EPA 1625	MLA-021																									Y	Y			Y	Y		Y	
		EPA 8270	MLA-021				Y	Y			Y	Y		Y	Y																					
	Perylene	AXYS MLA-021	MLA-021			Y										Y						Y													
	Phenanthrene	AXYS MLA-021	MLA-021			Y		Y						Y		Y						Y							Y						Y	
		EPA 1625	MLA-021																									Y	Y			Y	Y		Y	
		EPA 8270	MLA-021				Y	Y			Y	Y		Y	Y																					
	Pyrene	AXYS MLA-021	MLA-021			Y		Y						Y		Y						Y							Y						Y	
		EPA 1625	MLA-021																									Y	Y			Y	Y		Y	
		EPA 8270	MLA-021				Y	Y			Y	Y		Y	Y																					
	Retene	AXYS MLA-021	MLA-021			Y																Y													
Parabens	Benzylparaben (Benzyl 4-hydroxybenzoate)	AXYS MLA-064	MLA-064																		Y														
	Butylparaben (n-Butyl 4-hydroxybenzoate and isobutyl 4-hydroxybenzoate)	AXYS MLA-064	MLA-064																		Y														
	Ethylparaben (Ethyl 4-hydroxybenzoate)	AXYS MLA-064	MLA-064																		Y														
	Isopropylparaben (Isopropyl 4-hydroxybenzoate)	AXYS MLA-064	MLA-064																		Y														
	Methylparaben (Methyl 4-hydroxybenzoate)	AXYS MLA-064	MLA-064																		Y														
	n-Propylparaben (Propyl 4-hydroxybenzoate)	AXYS MLA-064	MLA-064																		Y														
PBDPE	BDE 10 2,6-dibromodiphenylether	EPA 1614	MLA-033										Y																					Y		
		AXYS MLA-033	MLA-033		Y	Y										Y							Y													
	BDE 100 2,2',4,4',6-pentabromodiphenylether	EPA 1614	MLA-033										Y																					Y		
		AXYS MLA-033	MLA-033		Y	Y										Y							Y													
	BDE 105 2,3,3',4,4'-pentabromodiphenylether	EPA 1614	MLA-033										Y																					Y		
		AXYS MLA-033	MLA-033		Y	Y										Y							Y													
	BDE 11 3,3'-dibromodiphenylether	EPA 1614	MLA-033										Y																					Y		
		AXYS MLA-033	MLA-033		Y	Y										Y							Y													
	BDE 116 2,3,4,5,6-pentabromodiphenylether	EPA 1614	MLA-033										Y																					Y		

Accreditation Scope

AXYS Analytical Services Ltd.
file ref.: ACC-101 Rev.23

Compound Class	Compound	Accredited Method ID	AXYS Method ID	Pulp	Serum	Solids									Tissue						Urine	Water	Water, Drinking				Water, Non-Potable								
				CALA	CALA	CALA	California DPH	Florida DOH	Minnesota DOH	New Jersey DEP	New York DOH	Virginia DGS	Washington DE	Maine DOH	ANAB	CALA	Florida DOH	Minnesota DOH	New Jersey DEP	Virginia DGS	ANAB	CALA	CALA	Florida DOH	Minnesota DOH	New Jersey DEP	ANAB	California DPH	Florida DOH	Minnesota DOH	New Jersey DEP	New York DOH	Virginia DGS	Washington DE*	Maine DOH	ANAB	Pennsylvania DEP
		AXYS MLA-033	MLA-033		Y	Y									Y							Y													
	BDE 119 2,3',4,4',6-pentabromodiphenylether	EPA 1614	MLA-033										Y																				Y		
		AXYS MLA-033	MLA-033		Y	Y									Y							Y													
	BDE 12 3,4-dibromodiphenylether	EPA 1614	MLA-033										Y																				Y		
		AXYS MLA-033	MLA-033		Y	Y									Y							Y													
	BDE 126 3,3',4,4',5-pentabromodiphenylether	EPA 1614	MLA-033										Y																				Y		
		AXYS MLA-033	MLA-033		Y	Y									Y							Y													
	BDE 13 3,4'-dibromodiphenylether	EPA 1614	MLA-033										Y																				Y		
		AXYS MLA-033	MLA-033		Y	Y									Y							Y													
	BDE 140 2,2',3,4,4',6'-hexabromodiphenylether	EPA 1614	MLA-033										Y																				Y		
		AXYS MLA-033	MLA-033		Y	Y									Y							Y													
	BDE 15 4,4'-dibromodiphenylether	EPA 1614	MLA-033										Y																				Y		
		AXYS MLA-033	MLA-033		Y	Y									Y							Y													
	BDE 153 2,2',4,4',5,5'-hexabromodiphenylether	EPA 1614	MLA-033										Y																				Y		
		AXYS MLA-033	MLA-033		Y	Y									Y							Y													
	BDE 154 2,2',4,4',5',6-hexabromodiphenylether	EPA 1614	MLA-033										Y																				Y		
		AXYS MLA-033	MLA-033		Y	Y									Y							Y													
	BDE 155 2,2',4,4',6,6'-hexabromodiphenylether	EPA 1614	MLA-033										Y																				Y		
		AXYS MLA-033	MLA-033		Y	Y									Y							Y													
	BDE 166 2,3,4,4',5,6-hexabromodiphenylether	EPA 1614	MLA-033										Y																				Y		
		AXYS MLA-033	MLA-033		Y	Y									Y							Y													
	BDE 17 2,2',4-tribromodiphenylether	EPA 1614	MLA-033										Y																				Y		
		AXYS MLA-033	MLA-033		Y	Y									Y							Y													
	BDE 181 2,2',3,4,4',5,6-heptabromodiphenylether	EPA 1614	MLA-033										Y																				Y		
		AXYS MLA-033	MLA-033		Y	Y									Y							Y													
	BDE 190 2,3,3',4,4',5,6-heptabromodiphenylether	EPA 1614	MLA-033										Y																				Y		
		AXYS MLA-033	MLA-033		Y	Y									Y							Y													
	BDE 206 2,2',3,3',4,4',5,5',6-nonabromodiphenylether	EPA 1614	MLA-033										Y																				Y		
		AXYS MLA-033	MLA-033		Y	Y									Y							Y													
	BDE 207 2,2',3,3',4,4',5,6,6'-nonabromodiphenylether	EPA 1614	MLA-033										Y																				Y		
		AXYS MLA-033	MLA-033		Y	Y									Y							Y													
	BDE 208 2,2',3,3',4,5,5',6,6'-nonabromodiphenylether	EPA 1614	MLA-033										Y																				Y		
		AXYS MLA-033	MLA-033		Y	Y									Y							Y													
	BDE 209 Decabromodiphenylether	EPA 1614	MLA-033										Y																				Y		
		AXYS MLA-033	MLA-033		Y	Y									Y							Y													
	BDE 25 2,3',4-tribromodiphenylether	EPA 1614	MLA-033										Y																				Y		
		AXYS MLA-033	MLA-033		Y	Y									Y							Y													
	BDE 28 2,4,4'-tribromodiphenylether	EPA 1614	MLA-033										Y																				Y		
		AXYS MLA-033	MLA-033		Y	Y									Y							Y													
	BDE 30 2,4,6-tribromodiphenylether	EPA 1614	MLA-033										Y																				Y		
		AXYS MLA-033	MLA-033		Y	Y									Y							Y													
	BDE 35 3,3',4-tribromodiphenylether	EPA 1614	MLA-033										Y																				Y		
		AXYS MLA-033	MLA-033		Y	Y									Y							Y													
	BDE 37 3,4,4'-tribromodiphenylether	EPA 1614	MLA-033										Y																				Y		
		AXYS MLA-033	MLA-033		Y	Y									Y							Y													
	BDE 47 2,2',4,4'-tetrabromodiphenylether	EPA 1614	MLA-033										Y																				Y		
		AXYS MLA-033	MLA-033		Y	Y									Y							Y													
	BDE 49 2,2',4,5'-tetrabromodiphenylether	EPA 1614	MLA-033										Y																				Y		
		AXYS MLA-033	MLA-033		Y	Y									Y							Y													
	BDE 66 2,3',4,4'-tetrabromodiphenylether	EPA 1614	MLA-033										Y																				Y		

Accreditation Scope

AXYS Analytical Services Ltd.
file ref.: ACC-101 Rev.23

Compound Class	Compound	Accredited Method ID	AXYS Method ID	Pulp	Serum	Solids									Tissue						Urine	Water	Water, Drinking				Water, Non-Potable								
				CALA	CALA	CALA	California DPH	Florida DOH	Minnesota DOH	New Jersey DEP	New York DOH	Virginia DGS	Washington DE	Maine DOH	ANAB	CALA	Florida DOH	Minnesota DOH	New Jersey DEP	Virginia DGS	ANAB	CALA	CALA	Florida DOH	Minnesota DOH	New Jersey DEP	ANAB	California DPH	Florida DOH	Minnesota DOH	New Jersey DEP	New York DOH	Virginia DGS	Washington DE*	Maine DOH	ANAB	Pennsylvania DEP
		AXYS MLA-033	MLA-033		Y	Y									Y							Y													
	BDE 7 2,4-dibromodiphenylether	EPA 1614	MLA-033										Y																				Y		
		AXYS MLA-033	MLA-033		Y	Y									Y							Y													
	BDE 75 2,4,4',6-tetrabromodiphenylether	EPA 1614	MLA-033										Y																				Y		
		AXYS MLA-033	MLA-033		Y	Y									Y							Y													
	BDE 77 3,3',4,4'-tetrabromodiphenylether	EPA 1614	MLA-033										Y																				Y		
		AXYS MLA-033	MLA-033		Y	Y									Y							Y													
	BDE 8 2,4'-dibromodiphenylether	EPA 1614	MLA-033										Y																				Y		
		AXYS MLA-033	MLA-033		Y	Y									Y							Y													
	BDE 85 2,2',3,4,4'-pentabromodiphenylether	EPA 1614	MLA-033										Y																				Y		
		AXYS MLA-033	MLA-033		Y	Y									Y							Y													
	BDE 99 2,2',4,4',5-pentabromodiphenylether	EPA 1614	MLA-033										Y																				Y		
		AXYS MLA-033	MLA-033		Y	Y									Y							Y													
	BDE-183 2,2',3,4,4',5',6-heptabromodiphenylether	EPA 1614	MLA-033										Y																				Y		
		AXYS MLA-033	MLA-033		Y	Y									Y							Y													
	BDE-33 2',3,4-tribromodiphenylether	EPA 1614	MLA-033										Y																				Y		
		AXYS MLA-033	MLA-033		Y	Y									Y							Y													
PCB	PCB 1 2-Chlorobiphenyl	EPA 1668	MLA-010					Y		Y	Y	Y	Y	Y	Y													Y		Y	Y	Y	Y		Y	Y
		EPA 8270	MLA-007										Y																							
		AXYS MLA-010	MLA-010		Y	Y		Y						Y		Y							Y						Y						Y	
	PCB 10 2,6-Dichlorobiphenyl	EPA 1668	MLA-010					Y		Y	Y	Y	Y	Y														Y		Y	Y	Y	Y		Y	Y
		AXYS MLA-010	MLA-010		Y	Y		Y						Y		Y							Y						Y						Y	
	PCB 100 2,2',4,4',6-Pentachlorobiphenyl	EPA 1668	MLA-010					Y		Y	Y	Y	Y	Y														Y		Y	Y	Y	Y		Y	Y
		EPA 8270	MLA-007										Y																							
		AXYS MLA-010	MLA-010		Y	Y		Y						Y		Y							Y						Y						Y	
	PCB 101 2,2',4,5,5'-Pentachlorobiphenyl	EPA 1668	MLA-010					Y		Y	Y	Y	Y	Y														Y		Y	Y	Y	Y		Y	Y
		AXYS MLA-010	MLA-010		Y	Y		Y						Y		Y							Y						Y						Y	
	PCB 101/90/89	AXYS MLA-007	MLA-007			Y										Y							Y													
		EPA 8270	MLA-007										Y																							
	PCB 102 2,2',4,5,6'-Pentachlorobiphenyl	EPA 1668	MLA-010					Y		Y	Y	Y	Y	Y														Y		Y	Y	Y	Y		Y	Y
		AXYS MLA-010	MLA-010		Y	Y		Y						Y		Y							Y						Y						Y	
	PCB 103 2,2',4,5',6-Pentachlorobiphenyl	EPA 1668	MLA-010					Y		Y	Y	Y	Y	Y														Y		Y	Y	Y	Y		Y	Y
		EPA 8270	MLA-007										Y																							
		AXYS MLA-010	MLA-010		Y	Y		Y						Y		Y							Y						Y						Y	
	PCB 104 2,2',4,6,6'-Pentachlorobiphenyl	EPA 1668	MLA-010					Y		Y	Y	Y	Y	Y														Y		Y	Y	Y	Y		Y	Y
		EPA 8270	MLA-007										Y																							
		AXYS MLA-010	MLA-010		Y	Y		Y						Y		Y							Y						Y						Y	
	PCB 105 2,3,3',4,4'-Pentachlorobiphenyl	EPA 1668	MLA-010					Y		Y	Y	Y	Y	Y														Y		Y	Y	Y	Y		Y	Y
		AXYS MLA-010	MLA-010		Y	Y		Y						Y		Y							Y						Y						Y	
	PCB 105/127	AXYS MLA-007	MLA-007			Y										Y							Y													
		EPA 8270	MLA-007										Y																							
	PCB 106 2,3,3',4,5-Pentachlorobiphenyl	EPA 1668	MLA-010					Y		Y	Y	Y	Y	Y														Y		Y	Y	Y	Y		Y	Y
		AXYS MLA-010	MLA-010		Y	Y		Y						Y		Y							Y						Y						Y	
	PCB 107 2,3,3',4',5-Pentachlorobiphenyl	EPA 1668	MLA-010					Y		Y	Y	Y	Y	Y														Y		Y	Y	Y	Y		Y	Y
		AXYS MLA-010	MLA-010		Y	Y		Y						Y		Y							Y						Y						Y	
	PCB 107/109	AXYS MLA-007	MLA-007			Y										Y							Y													
		EPA 8270	MLA-007										Y																							
	PCB 108 2,3,3',4,5'-Pentachlorobiphenyl	EPA 1668	MLA-010					Y		Y	Y	Y	Y	Y														Y		Y	Y	Y	Y		Y	Y
		AXYS MLA-010	MLA-010		Y	Y		Y						Y		Y							Y						Y						Y	
	PCB 109 2,3,3',4,6-Pentachlorobiphenyl	EPA 1668	MLA-010					Y		Y	Y	Y	Y	Y														Y		Y	Y	Y	Y		Y	Y

Accreditation Scope

AXYS Analytical Services Ltd.
file ref.: ACC-101 Rev.23

Compound Class	Compound	Accredited Method ID	AXYS Method ID	Pulp	Serum	Solids										Tissue							Urine	Water	Water, Drinking				Water, Non-Potable									
				CALA	CALA	CALA	California DPH	Florida DOH	Minnesota DOH	New Jersey DEP	New York DOH	Virginia DGS	Washington DE	Maine DOH	ANAB	CALA	Florida DOH	Minnesota DOH	New Jersey DEP	Virginia DGS	ANAB	CALA	CALA	Florida DOH	Minnesota DOH	New Jersey DEP	ANAB	California DPH	Florida DOH	Minnesota DOH	New Jersey DEP	New York DOH	Virginia DGS	Washington DE*	Maine DOH	ANAB	Pennsylvania DEP
		AXYS MLA-010	MLA-010		Y	Y		Y						Y	Y								Y					Y							Y		
	PCB 11 3,3'-Dichlorobiphenyl	EPA 1668	MLA-010					Y		Y	Y	Y	Y	Y	Y													Y		Y	Y	Y	Y		Y	Y	
		EPA 8270	MLA-007										Y																									
		AXYS MLA-010	MLA-010		Y	Y		Y							Y	Y								Y					Y							Y		
	PCB 110 2,3,3',4',6-Pentachlorobiphenyl	AXYS MLA-007	MLA-007			Y										Y								Y													
		EPA 1668	MLA-010					Y		Y	Y	Y	Y	Y	Y													Y		Y	Y	Y	Y		Y	Y	
		EPA 8270	MLA-007										Y																									
		AXYS MLA-010	MLA-010		Y	Y		Y							Y	Y								Y					Y							Y		
	PCB 111 2,3,3',5,5'-Pentachlorobiphenyl	EPA 1668	MLA-010					Y		Y	Y	Y	Y	Y	Y													Y		Y	Y	Y	Y		Y	Y	
		AXYS MLA-010	MLA-010		Y	Y		Y							Y	Y								Y					Y							Y		
	PCB 111/117	EPA 8270	MLA-007										Y																									
	PCB 112 2,3,3',5,6-Pentachlorobiphenyl	EPA 1668	MLA-010					Y		Y	Y	Y	Y	Y	Y													Y		Y	Y	Y	Y		Y	Y	
		EPA 8270	MLA-007										Y																									
		AXYS MLA-010	MLA-010		Y	Y		Y							Y	Y								Y					Y							Y		
	PCB 113 2,3,3',5',6-Pentachlorobiphenyl	EPA 1668	MLA-010					Y		Y	Y	Y	Y	Y	Y													Y		Y	Y	Y	Y		Y	Y	
		EPA 8270	MLA-007										Y																									
		AXYS MLA-010	MLA-010		Y	Y		Y							Y	Y								Y					Y							Y		
	PCB 114 2,3,4,4',5-Pentachlorobiphenyl	EPA 1668	MLA-010					Y		Y	Y	Y	Y	Y	Y													Y		Y	Y	Y	Y		Y	Y	
		EPA 8270	MLA-007										Y																									
		AXYS MLA-010	MLA-010		Y	Y		Y							Y	Y								Y					Y							Y		
	PCB 115 2,3,4,4',6-Pentachlorobiphenyl	EPA 1668	MLA-010					Y		Y	Y	Y	Y	Y	Y													Y		Y	Y	Y	Y		Y	Y	
		AXYS MLA-010	MLA-010		Y	Y		Y							Y	Y								Y					Y							Y		
	PCB 116 2,3,4,5,6-Pentachlorobiphenyl	EPA 1668	MLA-010					Y		Y	Y	Y	Y	Y	Y													Y		Y	Y	Y	Y		Y	Y	
		AXYS MLA-010	MLA-010		Y	Y		Y							Y	Y								Y					Y							Y		
	PCB 117 2,3,4',5,6-Pentachlorobiphenyl	EPA 1668	MLA-010					Y		Y	Y	Y	Y	Y	Y													Y		Y	Y	Y	Y		Y	Y	
		AXYS MLA-010	MLA-010		Y	Y		Y							Y	Y								Y					Y							Y		
	PCB 118 2,3',4,4',5-Pentachlorobiphenyl	AXYS MLA-901	MLA-901		Y																																
		EPA 1668	MLA-010					Y		Y	Y	Y	Y	Y	Y													Y		Y	Y	Y	Y		Y	Y	
		AXYS MLA-010	MLA-010		Y	Y		Y							Y	Y								Y					Y							Y		
	PCB 118/106	AXYS MLA-007	MLA-007			Y										Y								Y													
		EPA 8270	MLA-007										Y																									
	PCB 119 2,3',4,4',6-Pentachlorobiphenyl	EPA 1668	MLA-010					Y		Y	Y	Y	Y	Y	Y													Y		Y	Y	Y	Y		Y	Y	
		EPA 8270	MLA-007										Y																									
		AXYS MLA-010	MLA-010		Y	Y		Y							Y	Y								Y					Y							Y		
	PCB 12 3,4-Dichlorobiphenyl	EPA 1668	MLA-010					Y		Y	Y	Y	Y	Y	Y													Y		Y	Y	Y	Y		Y	Y	
		AXYS MLA-010	MLA-010		Y	Y		Y							Y	Y								Y					Y							Y		
	PCB 12/13	EPA 8270	MLA-007										Y																									
	PCB 120 2,3',4,5,5'-Pentachlorobiphenyl	EPA 1668	MLA-010					Y		Y	Y	Y	Y	Y	Y													Y		Y	Y	Y	Y		Y	Y	
		AXYS MLA-010	MLA-010		Y	Y		Y							Y	Y								Y					Y							Y		
	PCB 121 2,3',4,5',6-Pentachlorobiphenyl	EPA 1668	MLA-010					Y		Y	Y	Y	Y	Y	Y													Y		Y	Y	Y	Y		Y	Y	
		AXYS MLA-010	MLA-010		Y	Y		Y							Y	Y								Y					Y							Y		
	PCB 122 2,3,3',4',5'-Pentachlorobiphenyl	EPA 1668	MLA-010					Y		Y	Y	Y	Y	Y	Y													Y		Y	Y	Y	Y		Y	Y	
		EPA 8270	MLA-007										Y																									
		AXYS MLA-010	MLA-010		Y	Y		Y							Y	Y								Y					Y							Y		
	PCB 123 2,3',4,4',5'-Pentachlorobiphenyl	EPA 1668	MLA-010					Y		Y	Y	Y	Y	Y	Y													Y		Y	Y	Y	Y		Y	Y	
		EPA 8270	MLA-007										Y																									
		AXYS MLA-010	MLA-010		Y	Y		Y							Y	Y								Y					Y							Y		
	PCB 124 2,3',4',5,5'-Pentachlorobiphenyl	EPA 1668	MLA-010					Y		Y	Y	Y	Y	Y	Y													Y		Y	Y	Y	Y		Y	Y	
		EPA 8270	MLA-007										Y																									
		AXYS MLA-010	MLA-010		Y	Y		Y							Y	Y								Y					Y							Y		

Accreditation Scope

AXYS Analytical Services Ltd.
file ref.: ACC-101 Rev.23

Compound Class	Compound	Accredited Method ID	AXYS Method ID	Pulp	Serum	Solids										Tissue						Urine	Water	Water, Drinking				Water, Non-Potable								
				CALA	CALA	CALA	California DPH	Florida DOH	Minnesota DOH	New Jersey DEP	New York DOH	Virginia DGS	Washington DE	Maine DOH	ANAB	CALA	Florida DOH	Minnesota DOH	New Jersey DEP	Virginia DGS	ANAB	CALA	CALA	Florida DOH	Minnesota DOH	New Jersey DEP	ANAB	California DPH	Florida DOH	Minnesota DOH	New Jersey DEP	New York DOH	Virginia DGS	Washington DE*	Maine DOH	ANAB	Pennsylvania DEP
	PCB 125 2,3',4',5',6-Pentachlorobiphenyl	EPA 1668	MLA-010					Y		Y	Y	Y	Y	Y	Y														Y		Y	Y	Y	Y		Y	Y
		EPA 8270	MLA-007										Y																								
		AXYS MLA-010	MLA-010		Y	Y		Y							Y	Y							Y						Y							Y	
	PCB 126 3,3',4,4',5-Pentachlorobiphenyl	AXYS MLA-007	MLA-007			Y										Y							Y														
		EPA 1668	MLA-010					Y		Y	Y	Y	Y	Y	Y														Y		Y	Y	Y	Y		Y	Y
		EPA 8270	MLA-007										Y																								
		AXYS MLA-010	MLA-010		Y	Y		Y							Y	Y							Y						Y							Y	
	PCB 127 3,3',4,5,5'-Pentachlorobiphenyl	EPA 1668	MLA-010					Y		Y	Y	Y	Y	Y	Y														Y		Y	Y	Y	Y		Y	Y
		AXYS MLA-010	MLA-010		Y	Y		Y							Y	Y							Y						Y							Y	
	PCB 128 2,2',3,3',4,4'-Hexachlorobiphenyl	AXYS MLA-007	MLA-007			Y										Y							Y														
		EPA 1668	MLA-010					Y		Y	Y	Y	Y	Y	Y														Y		Y	Y	Y	Y		Y	Y
		EPA 8270	MLA-007										Y																								
		AXYS MLA-010	MLA-010		Y	Y		Y							Y	Y							Y						Y							Y	
	PCB 129 2,2',3,3',4,5-Hexachlorobiphenyl	AXYS MLA-007	MLA-007			Y										Y							Y														
		EPA 1668	MLA-010					Y		Y	Y	Y	Y	Y	Y														Y		Y	Y	Y	Y		Y	Y
		EPA 8270	MLA-007										Y																								
		AXYS MLA-010	MLA-010		Y	Y		Y							Y	Y							Y						Y							Y	
	PCB 13 3,4'-Dichlorobiphenyl	EPA 1668	MLA-010					Y		Y	Y	Y	Y	Y	Y														Y		Y	Y	Y	Y		Y	Y
		AXYS MLA-010	MLA-010		Y	Y		Y							Y	Y							Y						Y							Y	
	PCB 130 2,2',3,3',4,5'-Hexachlorobiphenyl	AXYS MLA-007	MLA-007			Y										Y							Y														
		EPA 1668	MLA-010					Y		Y	Y	Y	Y		Y														Y		Y	Y	Y	Y		Y	Y
		EPA 8270	MLA-007										Y																								
		AXYS MLA-010	MLA-010		Y	Y		Y							Y	Y							Y						Y							Y	
	PCB 131 2,2',3,3',4,6-Hexachlorobiphenyl	EPA 1668	MLA-010					Y		Y	Y	Y	Y	Y	Y														Y		Y	Y	Y	Y		Y	Y
		AXYS MLA-010	MLA-010		Y	Y		Y							Y	Y							Y						Y							Y	
	PCB 131/142	AXYS MLA-007	MLA-007			Y										Y							Y														
		EPA 8270	MLA-007										Y																								
	PCB 132 2,2',3,3',4,6'-Hexachlorobiphenyl	EPA 1668	MLA-010					Y		Y	Y	Y	Y	Y	Y														Y		Y	Y	Y	Y		Y	Y
		AXYS MLA-010	MLA-010		Y	Y		Y							Y	Y							Y						Y							Y	
	PCB 132/168	EPA 8270	MLA-007										Y																								
	PCB 133 2,2',3,3',5,5'-Hexachlorobiphenyl	EPA 1668	MLA-010					Y		Y	Y	Y	Y	Y	Y														Y		Y	Y	Y	Y		Y	Y
		EPA 8270	MLA-007										Y																								
		AXYS MLA-010	MLA-010		Y	Y		Y							Y	Y							Y						Y							Y	
	PCB 134 2,2',3,3',5,6-Hexachlorobiphenyl	EPA 1668	MLA-010					Y		Y	Y	Y	Y	Y	Y														Y		Y	Y	Y	Y		Y	Y
		AXYS MLA-010	MLA-010		Y	Y		Y							Y	Y							Y						Y							Y	
	PCB 134/143	AXYS MLA-007	MLA-007			Y										Y							Y														
		EPA 8270	MLA-007										Y																								
	PCB 135 2,2',3,3',5,6'-Hexachlorobiphenyl	EPA 1668	MLA-010					Y		Y	Y	Y	Y	Y	Y														Y		Y	Y	Y	Y		Y	Y
		AXYS MLA-010	MLA-010		Y	Y		Y							Y	Y							Y						Y							Y	
	PCB 136 2,2',3,3',6,6'-Hexachlorobiphenyl	AXYS MLA-007	MLA-007			Y										Y							Y														
		EPA 1668	MLA-010					Y		Y	Y	Y	Y	Y	Y														Y		Y	Y	Y	Y		Y	Y
		EPA 8270	MLA-007										Y																								
		AXYS MLA-010	MLA-010		Y	Y		Y							Y	Y							Y						Y							Y	
	PCB 137 2,2',3,4,4',5-Hexachlorobiphenyl	AXYS MLA-007	MLA-007			Y										Y							Y														
		EPA 1668	MLA-010					Y		Y	Y	Y	Y	Y	Y														Y		Y	Y	Y	Y		Y	Y
		EPA 8270	MLA-007										Y																								
		AXYS MLA-010	MLA-010		Y	Y		Y							Y	Y							Y						Y							Y	
	PCB 138 2,2',3,4,4',5'-Hexachlorobiphenyl	AXYS MLA-901	MLA-901		Y																															
		EPA 1668	MLA-010					Y		Y	Y	Y	Y	Y	Y														Y		Y	Y	Y	Y		Y	Y
		AXYS MLA-010	MLA-010		Y	Y		Y							Y	Y							Y						Y							Y	

Accreditation Scope

AXYS Analytical Services Ltd.
file ref.: ACC-101 Rev.23

Compound Class	Compound	Accredited Method ID	AXYS Method ID	Pulp	Serum	Solids										Tissue						Urine	Water	Water, Drinking				Water, Non-Potable								
				CALA	CALA	CALA	California DPH	Florida DOH	Minnesota DOH	New Jersey DEP	New York DOH	Virginia DGS	Washington DE	Maine DOH	ANAB	CALA	Florida DOH	Minnesota DOH	New Jersey DEP	Virginia DGS	ANAB	CALA	CALA	Florida DOH	Minnesota DOH	New Jersey DEP	ANAB	California DPH	Florida DOH	Minnesota DOH	New Jersey DEP	New York DOH	Virginia DGS	Washington DE*	Maine DOH	ANAB	Pennsylvania DEP
	PCB 138/163/164	AXYS MLA-007	MLA-007			Y										Y							Y													
		EPA 8270	MLA-007										Y																								
	PCB 139 2,2',3,4,4',6-Hexachlorobiphenyl	EPA 1668	MLA-010					Y		Y	Y	Y	Y	Y	Y														Y		Y	Y	Y	Y		Y	Y
		AXYS MLA-010	MLA-010		Y	Y		Y							Y	Y							Y						Y						Y		
	PCB 14 3,5-Dichlorobiphenyl	EPA 1668	MLA-010					Y		Y	Y	Y	Y	Y	Y														Y		Y	Y	Y	Y		Y	Y
		EPA 8270	MLA-007										Y																								
		AXYS MLA-010	MLA-010		Y	Y		Y							Y	Y							Y						Y						Y		
	PCB 140 2,2',3,4,4',6'-Hexachlorobiphenyl	EPA 1668	MLA-010					Y		Y	Y	Y	Y	Y	Y														Y		Y	Y	Y	Y		Y	Y
		EPA 8270	MLA-007										Y																								
		AXYS MLA-010	MLA-010		Y	Y		Y							Y	Y							Y						Y						Y		
	PCB 141 2,2',3,4,5,5'-Hexachlorobiphenyl	EPA 1668	MLA-010					Y		Y	Y	Y	Y	Y	Y														Y		Y	Y	Y	Y		Y	Y
		EPA 8270	MLA-007										Y																								
		AXYS MLA-010	MLA-010		Y	Y		Y							Y	Y							Y						Y						Y		
	PCB 142 2,2',3,4,5,6-Hexachlorobiphenyl	EPA 1668	MLA-010					Y		Y	Y	Y	Y	Y	Y														Y		Y	Y	Y	Y		Y	Y
		AXYS MLA-010	MLA-010		Y	Y		Y							Y	Y							Y						Y						Y		
	PCB 143 2,2',3,4,5,6'-Hexachlorobiphenyl	EPA 1668	MLA-010					Y		Y	Y	Y	Y	Y	Y														Y		Y	Y	Y	Y		Y	Y
		AXYS MLA-010	MLA-010		Y	Y		Y							Y	Y							Y						Y						Y		
	PCB 144 2,2',3,4,5',6-Hexachlorobiphenyl	EPA 1668	MLA-010					Y		Y	Y	Y	Y	Y	Y														Y		Y	Y	Y	Y		Y	Y
		AXYS MLA-010	MLA-010		Y	Y		Y							Y	Y							Y						Y						Y		
	PCB 144/135	AXYS MLA-007	MLA-007			Y										Y							Y													
		EPA 8270	MLA-007										Y																								
	PCB 145 2,2',3,4,6,6'-Hexachlorobiphenyl	EPA 1668	MLA-010					Y		Y	Y	Y	Y	Y	Y														Y		Y	Y	Y	Y		Y	Y
		EPA 8270	MLA-007										Y																								
		AXYS MLA-010	MLA-010		Y	Y		Y							Y	Y							Y						Y						Y		
	PCB 146 2,2',3,4',5,5'-Hexachlorobiphenyl	AXYS MLA-007	MLA-007			Y										Y							Y													
		AXYS MLA-901	MLA-901		Y																																
		EPA 1668	MLA-010					Y		Y	Y	Y	Y	Y	Y														Y		Y	Y	Y	Y		Y	Y
		EPA 8270	MLA-007										Y																								
		AXYS MLA-010	MLA-010		Y	Y		Y							Y	Y							Y						Y						Y		
	PCB 147 2,2',3,4',5,6-Hexachlorobiphenyl	EPA 1668	MLA-010					Y		Y	Y	Y	Y	Y	Y														Y		Y	Y	Y	Y		Y	Y
		EPA 8270	MLA-007										Y																								
		AXYS MLA-010	MLA-010		Y	Y		Y							Y	Y							Y						Y						Y		
	PCB 148 2,2',3,4',5,6'-Hexachlorobiphenyl	EPA 1668	MLA-010					Y		Y	Y	Y	Y	Y	Y														Y		Y	Y	Y	Y		Y	Y
		EPA 8270	MLA-007										Y																								
		AXYS MLA-010	MLA-010		Y	Y		Y							Y	Y							Y						Y						Y		
	PCB 149 2,2',3,4',5',6-Hexachlorobiphenyl	EPA 1668	MLA-010					Y		Y	Y	Y	Y	Y	Y														Y		Y	Y	Y	Y		Y	Y
		AXYS MLA-010	MLA-010		Y	Y		Y							Y	Y							Y						Y						Y		
	PCB 149/139	AXYS MLA-007	MLA-007			Y										Y							Y													
		EPA 8270	MLA-007										Y																								
	PCB 15 4,4'-Dichlorobiphenyl	AXYS MLA-007	MLA-007			Y										Y							Y													
		EPA 1668	MLA-010					Y		Y	Y	Y	Y	Y	Y														Y		Y	Y	Y	Y		Y	Y
		EPA 8270	MLA-007										Y																								
		AXYS MLA-010	MLA-010		Y	Y		Y							Y	Y							Y						Y						Y		
	PCB 150 2,2',3,4',6,6'-Hexachlorobiphenyl	EPA 1668	MLA-010					Y		Y	Y	Y	Y	Y	Y														Y		Y	Y	Y	Y		Y	Y
		EPA 8270	MLA-007										Y																								
		AXYS MLA-010	MLA-010		Y	Y		Y							Y	Y							Y						Y						Y		
	PCB 151 2,2',3,5,5',6-Hexachlorobiphenyl	AXYS MLA-007	MLA-007			Y										Y							Y													
		EPA 1668	MLA-010					Y		Y	Y	Y	Y	Y	Y														Y		Y	Y	Y	Y		Y	Y
		EPA 8270	MLA-007										Y																								
		AXYS MLA-010	MLA-010		Y	Y		Y							Y	Y							Y						Y						Y		

Accreditation Scope

AXYS Analytical Services Ltd.
file ref.: ACC-101 Rev.23

Compound Class	Compound	Accredited Method ID	AXYS Method ID	Pulp: CALA	Serum: CALA	Solids: CALA	Solids: California DPH	Solids: Florida DOH	Solids: Minnesota DOH	Solids: New Jersey DEP	Solids: New York DOH	Solids: Virginia DGS	Solids: Washington DE	Solids: Maine DOH	Solids: ANAB	Tissue: CALA	Tissue: Florida DOH	Tissue: Minnesota DOH	Tissue: New Jersey DEP	Tissue: Virginia DGS	Tissue: ANAB	Urine: CALA	Water: CALA	Water, Drinking: Florida DOH	Water, Drinking: Minnesota DOH	Water, Drinking: New Jersey DEP	Water, Drinking: ANAB	Water, Non-Potable: California DPH	Water, Non-Potable: Florida DOH	Water, Non-Potable: Minnesota DOH	Water, Non-Potable: New Jersey DEP	Water, Non-Potable: New York DOH	Water, Non-Potable: Virginia DGS	Water, Non-Potable: Washington DE*	Water, Non-Potable: Maine DOH	Water, Non-Potable: ANAB	Water, Non-Potable: Pennsylvania DEP
	PCB 152 2,2',3,5,6,6'-Hexachlorobiphenyl	EPA 1668	MLA-010					Y		Y	Y	Y	Y	Y	Y													Y		Y	Y	Y	Y		Y	Y
		EPA 8270	MLA-007										Y																								
		AXYS MLA-010	MLA-010		Y	Y		Y							Y	Y							Y					Y							Y		
	PCB 153 2,2',4,4',5,5'-Hexachlorobiphenyl	AXYS MLA-007	MLA-007			Y										Y							Y														
		AXYS MLA-901	MLA-901		Y																																
		EPA 1668	MLA-010					Y		Y	Y	Y	Y	Y	Y													Y		Y	Y	Y	Y		Y	Y
		EPA 8270	MLA-007										Y																								
		AXYS MLA-010	MLA-010		Y	Y		Y							Y	Y							Y					Y							Y		
	PCB 154 2,2',4,4',5,6'-Hexachlorobiphenyl	EPA 1668	MLA-010					Y		Y	Y	Y	Y	Y	Y													Y		Y	Y	Y	Y		Y	Y
		EPA 8270	MLA-007										Y																								
		AXYS MLA-010	MLA-010		Y	Y		Y							Y	Y							Y					Y							Y		
	PCB 155 2,2',4,4',6,6'-Hexachlorobiphenyl	EPA 1668	MLA-010					Y		Y	Y	Y	Y	Y	Y													Y		Y	Y	Y	Y		Y	Y
		EPA 8270	MLA-007										Y																								
		AXYS MLA-010	MLA-010		Y	Y		Y							Y	Y							Y					Y							Y		
	PCB 156 2,3,3',4,4',5-Hexachlorobiphenyl	AXYS MLA-007	MLA-007			Y										Y							Y														
		AXYS MLA-901	MLA-901		Y																																
		EPA 1668	MLA-010					Y		Y	Y	Y	Y	Y	Y													Y		Y	Y	Y	Y		Y	Y
		EPA 8270	MLA-007										Y																								
		AXYS MLA-010	MLA-010		Y	Y		Y							Y	Y							Y					Y							Y		
	PCB 157 2,3,3',4,4',5'-Hexachlorobiphenyl	AXYS MLA-007	MLA-007			Y										Y							Y														
		EPA 1668	MLA-010					Y		Y	Y	Y	Y	Y	Y													Y		Y	Y	Y	Y		Y	Y
		EPA 8270	MLA-007										Y																								
		AXYS MLA-010	MLA-010		Y	Y		Y							Y	Y							Y					Y							Y		
	PCB 158 2,3,3',4,4',6-Hexachlorobiphenyl	EPA 1668	MLA-010					Y		Y	Y	Y	Y	Y	Y													Y		Y	Y	Y	Y		Y	Y
		AXYS MLA-010	MLA-010		Y	Y		Y							Y	Y							Y					Y							Y		
	PCB 158/160	AXYS MLA-007	MLA-007			Y										Y							Y														
		EPA 8270	MLA-007										Y																								
	PCB 159 2,3,3',4,5,5'-Hexachlorobiphenyl	AXYS MLA-007	MLA-007			Y										Y							Y														
		EPA 1668	MLA-010					Y		Y	Y	Y	Y	Y	Y													Y		Y	Y	Y	Y		Y	Y
		EPA 8270	MLA-007										Y																								
		AXYS MLA-010	MLA-010		Y	Y		Y							Y	Y							Y					Y							Y		
	PCB 16 2,2',3-Trichlorobiphenyl	EPA 1668	MLA-010					Y		Y	Y	Y	Y	Y	Y													Y		Y	Y	Y	Y		Y	Y
		AXYS MLA-010	MLA-010		Y	Y		Y							Y	Y							Y					Y							Y		
	PCB 16/32	AXYS MLA-007	MLA-007			Y										Y							Y														
		EPA 8270	MLA-007										Y																								
	PCB 160 2,3,3',4,5,6-Hexachlorobiphenyl	AXYS MLA-007	MLA-007			Y										Y							Y														
		EPA 1668	MLA-010					Y		Y	Y	Y	Y	Y	Y													Y		Y	Y	Y	Y		Y	Y
		AXYS MLA-010	MLA-010		Y	Y		Y							Y	Y							Y					Y							Y		
	PCB 161 2,3,3',4,5',6-Hexachlorobiphenyl	AXYS MLA-007	MLA-007			Y										Y							Y														
		EPA 1668	MLA-010					Y		Y	Y	Y	Y	Y	Y													Y		Y	Y	Y	Y		Y	Y
		EPA 8270	MLA-007										Y																								
		AXYS MLA-010	MLA-010		Y	Y		Y							Y	Y							Y					Y							Y		
	PCB 162 2,3,3',4',5,5'-Hexachlorobiphenyl	EPA 1668	MLA-010					Y		Y	Y	Y	Y	Y	Y													Y		Y	Y	Y	Y		Y	Y
		EPA 8270	MLA-007										Y																								
		AXYS MLA-010	MLA-010		Y	Y		Y							Y	Y							Y					Y							Y		
	PCB 163 2,3,3',4',5,6-Hexachlorobiphenyl	EPA 1668	MLA-010					Y		Y	Y	Y	Y	Y	Y													Y		Y	Y	Y	Y		Y	Y
		AXYS MLA-010	MLA-010		Y	Y		Y							Y	Y							Y					Y							Y		
	PCB 164 2,3,3',4',5',6-Hexachlorobiphenyl	EPA 1668	MLA-010					Y		Y	Y	Y	Y	Y	Y													Y		Y	Y	Y	Y		Y	Y
		AXYS MLA-010	MLA-010		Y	Y		Y							Y	Y							Y					Y							Y		
	PCB 165 2,3,3',5,5',6-Hexachlorobiphenyl	EPA 1668	MLA-010					Y		Y	Y	Y	Y	Y	Y													Y		Y	Y	Y	Y		Y	Y

Accreditation Scope

AXYS Analytical Services Ltd.
file ref.: ACC-101 Rev.23

Compound Class	Compound	Accredited Method ID	AXYS Method ID	Pulp	Serum	Solids									Tissue							Urine	Water	Water, Drinking				Water, Non-Potable								
				CALA	CALA	CALA	California DPH	Florida DOH	Minnesota DOH	New Jersey DEP	New York DOH	Virginia DGS	Washington DE	Maine DOH	ANAB	CALA	Florida DOH	Minnesota DOH	New Jersey DEP	Virginia DGS	ANAB	CALA	CALA	Florida DOH	Minnesota DOH	New Jersey DEP	ANAB	California DPH	Florida DOH	Minnesota DOH	New Jersey DEP	New York DOH	Virginia DGS	Washington DE*	Maine DOH	ANAB	Pennsylvania DEP
		EPA 8270	MLA-007										Y																						
		AXYS MLA-010	MLA-010		Y	Y		Y						Y	Y								Y					Y							Y	
	PCB 166 2,3,4,4',5,6-Hexachlorobiphenyl	EPA 1668	MLA-010					Y		Y	Y	Y	Y	Y														Y		Y	Y	Y	Y		Y	Y
		EPA 8270	MLA-007										Y																							
		AXYS MLA-010	MLA-010		Y	Y		Y						Y	Y								Y					Y							Y	
	PCB 167 2,3',4,4',5,5'-Hexachlorobiphenyl	EPA 1668	MLA-010					Y		Y	Y	Y	Y	Y														Y		Y	Y	Y	Y		Y	Y
		EPA 8270	MLA-007										Y																							
		AXYS MLA-010	MLA-010		Y	Y		Y						Y	Y								Y					Y							Y	
	PCB 168 2,3',4,4',5',6-Hexachlorobiphenyl	EPA 1668	MLA-010					Y		Y	Y	Y	Y	Y														Y		Y	Y	Y	Y		Y	Y
		AXYS MLA-010	MLA-010		Y	Y		Y						Y	Y								Y					Y							Y	
	PCB 169 3,3',4,4',5,5'-Hexachlorobiphenyl	AXYS MLA-007	MLA-007			Y									Y								Y												
		EPA 1668	MLA-010					Y		Y	Y	Y	Y	Y														Y		Y	Y	Y	Y		Y	Y
		EPA 8270	MLA-007										Y																							
		AXYS MLA-010	MLA-010		Y	Y		Y						Y	Y								Y					Y							Y	
	PCB 17 2,2',4-Trichlorobiphenyl	AXYS MLA-007	MLA-007			Y									Y								Y												
		EPA 1668	MLA-010					Y		Y	Y	Y	Y	Y														Y		Y	Y	Y	Y		Y	Y
		EPA 8270	MLA-007										Y																							
		AXYS MLA-010	MLA-010		Y	Y		Y						Y	Y								Y					Y							Y	
	PCB 170 2,2',3,3',4,4',5-Heptachlorobiphenyl	AXYS MLA-901	MLA-901		Y																															
		EPA 1668	MLA-010					Y		Y	Y	Y	Y	Y														Y		Y	Y	Y	Y		Y	Y
		AXYS MLA-010	MLA-010		Y	Y		Y						Y	Y								Y					Y							Y	
	PCB 170/190	AXYS MLA-007	MLA-007			Y									Y								Y												
		EPA 8270	MLA-007										Y																							
	PCB 171 2,2',3,3',4,4',6-Heptachlorobiphenyl	AXYS MLA-007	MLA-007			Y									Y								Y												
		EPA 1668	MLA-010					Y		Y	Y	Y	Y	Y														Y		Y	Y	Y	Y		Y	Y
		EPA 8270	MLA-007										Y																							
		AXYS MLA-010	MLA-010		Y	Y		Y						Y	Y								Y					Y							Y	
	PCB 172 2,2',3,3',4,5,5'-Heptachlorobiphenyl	EPA 1668	MLA-010					Y		Y	Y	Y	Y	Y														Y		Y	Y	Y	Y		Y	Y
		AXYS MLA-010	MLA-010		Y	Y		Y						Y	Y								Y					Y							Y	
	PCB 172/192	AXYS MLA-007	MLA-007			Y									Y								Y												
		EPA 8270	MLA-007										Y																							
	PCB 173 2,2',3,3',4,5,6-Heptachlorobiphenyl	EPA 1668	MLA-010					Y		Y	Y	Y	Y	Y														Y		Y	Y	Y	Y		Y	Y
		EPA 8270	MLA-007										Y																							
		AXYS MLA-010	MLA-010		Y	Y		Y						Y	Y								Y					Y							Y	
	PCB 174 2,2',3,3',4,5,6'-Heptachlorobiphenyl	EPA 1668	MLA-010					Y		Y	Y	Y	Y	Y														Y		Y	Y	Y	Y		Y	Y
		AXYS MLA-010	MLA-010		Y	Y		Y						Y	Y								Y					Y							Y	
	PCB 174/181	AXYS MLA-007	MLA-007			Y									Y								Y												
		EPA 8270	MLA-007										Y																							
	PCB 175 2,2',3,3',4,5',6-Heptachlorobiphenyl	AXYS MLA-007	MLA-007			Y									Y								Y												
		EPA 1668	MLA-010					Y		Y	Y	Y	Y	Y														Y		Y	Y	Y	Y		Y	Y
		EPA 8270	MLA-007										Y																							
		AXYS MLA-010	MLA-010		Y	Y		Y						Y	Y								Y					Y							Y	
	PCB 176 2,2',3,3',4,6,6'-Heptachlorobiphenyl	AXYS MLA-007	MLA-007			Y									Y								Y												
		EPA 1668	MLA-010					Y		Y	Y	Y	Y	Y														Y		Y	Y	Y	Y		Y	Y
		EPA 8270	MLA-007										Y																							
		AXYS MLA-010	MLA-010		Y	Y		Y						Y	Y								Y					Y							Y	
	PCB 177 2,2',3,3',4,5',6'-Heptachlorobiphenyl	AXYS MLA-007	MLA-007			Y									Y								Y												
		EPA 1668	MLA-010					Y		Y	Y	Y	Y	Y														Y		Y	Y	Y	Y		Y	Y
		EPA 8270	MLA-007										Y																							
		AXYS MLA-010	MLA-010		Y	Y		Y						Y	Y								Y					Y							Y	

Accreditation Scope

AXYS Analytical Services Ltd.
file ref.: ACC-101 Rev.23

Compound Class	Compound	Accredited Method ID	AXYS Method ID	Pulp	Serum	Solids									Tissue							Urine	Water	Water, Drinking				Water, Non-Potable								
				CALA	CALA	CALA	California DPH	Florida DOH	Minnesota DOH	New Jersey DEP	New York DOH	Virginia DGS	Washington DE	Maine DOH	ANAB	CALA	Florida DOH	Minnesota DOH	New Jersey DEP	Virginia DGS	ANAB	CALA	CALA	Florida DOH	Minnesota DOH	New Jersey DEP	ANAB	California DPH	Florida DOH	Minnesota DOH	New Jersey DEP	New York DOH	Virginia DGS	Washington DE*	Maine DOH	ANAB	Pennsylvania DEP
	PCB 178 2,2',3,3',5,5',6-Heptachlorobiphenyl	AXYS MLA-007	MLA-007			Y									Y								Y													
		EPA 1668	MLA-010					Y		Y	Y	Y	Y	Y	Y														Y		Y	Y	Y	Y		Y	Y
		EPA 8270	MLA-007										Y																								
		AXYS MLA-010	MLA-010		Y	Y		Y							Y	Y								Y					Y							Y	
	PCB 179 2,2',3,3',5,6,6'-Heptachlorobiphenyl	AXYS MLA-007	MLA-007			Y									Y								Y													
		EPA 1668	MLA-010					Y		Y	Y	Y	Y	Y	Y														Y		Y	Y	Y	Y		Y	Y
		EPA 8270	MLA-007										Y																								
		AXYS MLA-010	MLA-010		Y	Y		Y							Y	Y								Y					Y							Y	
	PCB 18 2,2',5-Trichlorobiphenyl	AXYS MLA-007	MLA-007			Y									Y								Y													
		EPA 1668	MLA-010					Y		Y	Y	Y	Y	Y	Y														Y		Y	Y	Y	Y		Y	Y
		EPA 8270	MLA-007										Y																								
		AXYS MLA-010	MLA-010		Y	Y		Y							Y	Y								Y					Y							Y	
	PCB 180 2,2',3,4,4',5,5'-Heptachlorobiphenyl	AXYS MLA-007	MLA-007			Y									Y								Y													
		AXYS MLA-901	MLA-901		Y																																
		EPA 1668	MLA-010					Y		Y	Y	Y	Y	Y	Y														Y		Y	Y	Y	Y		Y	Y
		EPA 8270	MLA-007										Y																								
		AXYS MLA-010	MLA-010		Y	Y		Y							Y	Y								Y					Y							Y	
	PCB 181 2,2',3,4,4',5,6-Heptachlorobiphenyl	EPA 1668	MLA-010					Y		Y	Y	Y	Y	Y	Y														Y		Y	Y	Y	Y		Y	Y
		AXYS MLA-010	MLA-010		Y	Y		Y							Y									Y					Y							Y	
	PCB 182 2,2',3,4,4',5,6'-Heptachlorobiphenyl	EPA 1668	MLA-010					Y		Y	Y	Y	Y	Y	Y														Y		Y	Y	Y	Y		Y	Y
		AXYS MLA-010	MLA-010		Y	Y		Y							Y	Y								Y					Y							Y	
	PCB 183 2,2',3,4,4',5',6-Heptachlorobiphenyl	AXYS MLA-007	MLA-007			Y									Y								Y													
		EPA 1668	MLA-010					Y		Y	Y	Y	Y	Y	Y														Y		Y	Y	Y	Y		Y	Y
		EPA 8270	MLA-007										Y																								
		AXYS MLA-010	MLA-010		Y	Y		Y							Y	Y								Y					Y							Y	
	PCB 184 2,2',3,4,4',6,6'-Heptachlorobiphenyl	EPA 1668	MLA-010					Y		Y	Y	Y	Y	Y	Y														Y		Y	Y	Y	Y		Y	Y
		EPA 8270	MLA-007										Y																								
		AXYS MLA-010	MLA-010		Y	Y		Y							Y	Y								Y					Y							Y	
	PCB 185 2,2',3,4,5,5',6-Heptachlorobiphenyl	AXYS MLA-007	MLA-007			Y									Y								Y													
		EPA 1668	MLA-010					Y		Y	Y	Y	Y	Y	Y														Y		Y	Y	Y	Y		Y	Y
		EPA 8270	MLA-007										Y																								
		AXYS MLA-010	MLA-010		Y	Y		Y							Y	Y								Y					Y							Y	
	PCB 186 2,2',3,4,5,6,6'-Heptachlorobiphenyl	EPA 1668	MLA-010					Y		Y	Y	Y	Y	Y	Y														Y		Y	Y	Y	Y		Y	Y
		EPA 8270	MLA-007										Y																								
		AXYS MLA-010	MLA-010		Y	Y		Y							Y	Y								Y					Y							Y	
	PCB 187 2,2',3,4',5,5',6-Heptachlorobiphenyl	AXYS MLA-901	MLA-901		Y																																
		EPA 1668	MLA-010					Y		Y	Y	Y	Y	Y	Y														Y		Y	Y	Y	Y		Y	Y
		AXYS MLA-010	MLA-010		Y	Y		Y							Y									Y					Y							Y	
	PCB 187/182	AXYS MLA-007	MLA-007			Y									Y								Y													
		EPA 8270	MLA-007										Y																								
	PCB 188 2,2',3,4',5,6,6'-Heptachlorobiphenyl	EPA 1668	MLA-010					Y		Y	Y	Y	Y	Y	Y														Y		Y	Y	Y	Y		Y	Y
		EPA 8270	MLA-007										Y																								
		AXYS MLA-010	MLA-010		Y	Y		Y							Y									Y					Y							Y	
	PCB 189 2,3,3',4,4',5,5'-Heptachlorobiphenyl	AXYS MLA-007	MLA-007			Y									Y								Y													
		EPA 1668	MLA-010					Y		Y	Y	Y	Y	Y	Y														Y		Y	Y	Y	Y		Y	Y
		EPA 8270	MLA-007										Y																								
		AXYS MLA-010	MLA-010		Y	Y		Y							Y									Y					Y							Y	
	PCB 19 2,2',6-Trichlorobiphenyl	AXYS MLA-007	MLA-007			Y									Y								Y													
		EPA 1668	MLA-010					Y		Y	Y	Y	Y	Y	Y														Y		Y	Y	Y	Y		Y	Y
		EPA 8270	MLA-007										Y																								

Accreditation Scope

AXYS Analytical Services Ltd.
file ref.: ACC-101 Rev.23

Compound Class	Compound	Accredited Method ID	AXYS Method ID	Pulp	Serum	Solids									Tissue							Urine	Water	Water, Drinking				Water, Non-Potable								
				CALA	CALA	CALA	California DPH	Florida DOH	Minnesota DOH	New Jersey DEP	New York DOH	Virginia DGS	Washington DE	Maine DOH	ANAB	CALA	Florida DOH	Minnesota DOH	New Jersey DEP	Virginia DGS	ANAB	CALA	CALA	Florida DOH	Minnesota DOH	New Jersey DEP	ANAB	California DPH	Florida DOH	Minnesota DOH	New Jersey DEP	New York DOH	Virginia DGS	Washington DE*	Maine DOH	ANAB	Pennsylvania DEP
		AXYS MLA-010	MLA-010		Y	Y		Y						Y	Y							Y						Y							Y	
	PCB 190 2,3,3',4,4',5,6-Heptachlorobiphenyl	EPA 1668	MLA-010					Y		Y	Y	Y	Y	Y	Y														Y		Y	Y	Y	Y		Y	Y
		AXYS MLA-010	MLA-010		Y	Y		Y						Y	Y								Y						Y							Y	
	PCB 191 2,3,3',4,4',5',6-Heptachlorobiphenyl	AXYS MLA-007	MLA-007			Y									Y								Y													
		EPA 1668	MLA-010					Y		Y	Y	Y	Y	Y	Y														Y		Y	Y	Y	Y		Y	Y
		EPA 8270	MLA-007										Y																								
		AXYS MLA-010	MLA-010		Y	Y		Y						Y	Y								Y						Y							Y	
	PCB 192 2,3,3',4,5,5',6-Heptachlorobiphenyl	EPA 1668	MLA-010					Y		Y	Y	Y	Y	Y	Y														Y		Y	Y	Y	Y		Y	Y
		AXYS MLA-010	MLA-010		Y	Y		Y						Y	Y								Y						Y							Y	
	PCB 193 2,3,3',4',5,5',6-Heptachlorobiphenyl	AXYS MLA-007	MLA-007			Y									Y								Y													
		EPA 1668	MLA-010					Y		Y	Y	Y	Y	Y	Y														Y		Y	Y	Y	Y		Y	Y
		EPA 8270	MLA-007										Y																								
		AXYS MLA-010	MLA-010		Y	Y		Y						Y	Y								Y						Y							Y	
	PCB 194 2,2',3,3',4,4',5,5'-Octachlorobiphenyl	AXYS MLA-007	MLA-007			Y									Y								Y													
		AXYS MLA-901	MLA-901		Y																																
		EPA 1668	MLA-010					Y		Y	Y	Y	Y	Y	Y														Y		Y	Y	Y	Y		Y	Y
		EPA 8270	MLA-007										Y																								
		AXYS MLA-010	MLA-010		Y	Y		Y						Y	Y								Y						Y							Y	
	PCB 195 2,2',3,3',4,4',5,6-Octachlorobiphenyl	AXYS MLA-007	MLA-007			Y									Y								Y													
		EPA 1668	MLA-010					Y		Y	Y	Y	Y	Y	Y														Y		Y	Y	Y	Y		Y	Y
		EPA 8270	MLA-007										Y																								
		AXYS MLA-010	MLA-010		Y	Y		Y						Y	Y								Y						Y							Y	
	PCB 196 2,2',3,3',4,4',5,6'-Octachlorobiphenyl	EPA 1668	MLA-010					Y		Y	Y	Y	Y	Y	Y														Y		Y	Y	Y	Y		Y	Y
		AXYS MLA-010	MLA-010		Y	Y		Y						Y	Y								Y						Y							Y	
	PCB 196/203	AXYS MLA-007	MLA-007			Y									Y								Y													
		EPA 8270	MLA-007										Y																								
	PCB 197 2,2',3,3',4,4',6,6'-Octachlorobiphenyl	AXYS MLA-007	MLA-007			Y									Y								Y													
		EPA 1668	MLA-010					Y		Y	Y	Y	Y		Y														Y		Y	Y	Y	Y		Y	Y
		EPA 8270	MLA-007										Y																								
		AXYS MLA-010	MLA-010		Y	Y		Y						Y	Y								Y						Y							Y	
	PCB 198 2,2',3,3',4,5,5',6-Octachlorobiphenyl	AXYS MLA-007	MLA-007			Y									Y								Y													
		EPA 1668	MLA-010					Y		Y	Y	Y	Y	Y	Y														Y		Y	Y	Y	Y		Y	Y
		EPA 8270	MLA-007										Y																								
		AXYS MLA-010	MLA-010		Y	Y		Y						Y	Y								Y						Y							Y	
	PCB 199 2,2',3,3',4,5,5',6'-Octachlorobiphenyl	AXYS MLA-007	MLA-007			Y									Y								Y													
		EPA 1668	MLA-010					Y		Y	Y	Y	Y		Y														Y		Y	Y	Y	Y		Y	Y
		EPA 8270	MLA-007										Y																								
		AXYS MLA-010	MLA-010		Y	Y		Y						Y	Y								Y						Y							Y	
	PCB 2 3-Chlorobiphenyl	EPA 1668	MLA-010					Y		Y	Y	Y	Y	Y	Y														Y		Y	Y	Y	Y		Y	Y
		EPA 8270	MLA-007										Y																								
		AXYS MLA-010	MLA-010		Y	Y		Y						Y	Y								Y						Y							Y	
	PCB 20 2,3,3'-Trichlorobiphenyl	EPA 1668	MLA-010					Y		Y	Y	Y	Y	Y	Y														Y		Y	Y	Y	Y		Y	Y
		AXYS MLA-010	MLA-010		Y	Y		Y						Y	Y								Y						Y							Y	
	PCB 200 2,2',3,3',4,5,6,6'-Octachlorobiphenyl	EPA 1668	MLA-010					Y		Y	Y	Y	Y	Y	Y														Y		Y	Y	Y	Y		Y	Y
		EPA 8270	MLA-007										Y																								
		AXYS MLA-010	MLA-010		Y	Y		Y						Y	Y								Y						Y							Y	
	PCB 201 2,2',3,3',4,5',6,6'-Octachlorobiphenyl	AXYS MLA-007	MLA-007			Y									Y								Y													
		EPA 1668	MLA-010					Y		Y	Y	Y	Y		Y														Y		Y	Y	Y	Y		Y	Y
		EPA 8270	MLA-007										Y																								
		AXYS MLA-010	MLA-010		Y	Y		Y						Y	Y								Y						Y							Y	

Accreditation Scope

AXYS Analytical Services Ltd.
file ref.: ACC-101 Rev.23

Compound Class	Compound	Accredited Method ID	AXYS Method ID	Pulp	Serum	Solids										Tissue						Urine	Water	Water, Drinking				Water, Non-Potable								
				CALA	CALA	CALA	California DPH	Florida DOH	Minnesota DOH	New Jersey DEP	New York DOH	Virginia DGS	Washington DE	Maine DOH	ANAB	CALA	Florida DOH	Minnesota DOH	New Jersey DEP	Virginia DGS	ANAB	CALA	CALA	Florida DOH	Minnesota DOH	New Jersey DEP	ANAB	California DPH	Florida DOH	Minnesota DOH	New Jersey DEP	New York DOH	Virginia DGS	Washington DE*	Maine DOH	ANAB	Pennsylvania DEP
	PCB 202 2,2',3,3',5,5',6,6'-Octachlorobiphenyl	EPA 1668	MLA-010					Y		Y	Y	Y	Y	Y	Y														Y		Y	Y	Y	Y		Y	Y
		EPA 8270	MLA-007										Y																								
		AXYS MLA-010	MLA-010		Y	Y		Y							Y	Y							Y						Y							Y	
	PCB 203 2,2',3,4,4',5,5',6-Octachlorobiphenyl	EPA 1668	MLA-010					Y		Y	Y	Y	Y	Y	Y														Y		Y	Y	Y	Y		Y	Y
		AXYS MLA-010	MLA-010		Y	Y		Y							Y	Y							Y						Y							Y	
	PCB 204 2,2',3,4,4',5,6,6'-Octachlorobiphenyl	EPA 1668	MLA-010					Y		Y	Y	Y	Y	Y	Y														Y		Y	Y	Y	Y		Y	Y
		EPA 8270	MLA-007										Y																								
		AXYS MLA-010	MLA-010		Y	Y		Y							Y	Y							Y						Y							Y	
	PCB 205 2,3,3',4,4',5,5',6-Octachlorobiphenyl	AXYS MLA-007	MLA-007			Y										Y							Y														
		EPA 1668	MLA-010					Y		Y	Y	Y	Y	Y	Y														Y		Y	Y	Y	Y		Y	Y
		EPA 8270	MLA-007										Y																								
		AXYS MLA-010	MLA-010		Y	Y		Y							Y	Y							Y						Y							Y	
	PCB 206 2,2',3,3',4,4',5,5',6-Nonachlorobiphenyl	AXYS MLA-007	MLA-007			Y										Y							Y														
		EPA 1668	MLA-010					Y		Y	Y	Y	Y	Y	Y														Y		Y	Y	Y	Y		Y	Y
		EPA 8270	MLA-007										Y																								
		AXYS MLA-010	MLA-010		Y	Y		Y							Y	Y							Y						Y							Y	
	PCB 207 2,2',3,3',4,4',5,6,6'-Nonachlorobiphenyl	AXYS MLA-007	MLA-007			Y										Y							Y														
		EPA 1668	MLA-010					Y		Y	Y	Y	Y		Y														Y		Y	Y	Y	Y		Y	Y
		EPA 8270	MLA-007										Y																								
		AXYS MLA-010	MLA-010		Y	Y		Y							Y	Y							Y						Y							Y	
	PCB 208 2,2',3,3',4,5,5',6,6'-Nonachlorobiphenyl	AXYS MLA-007	MLA-007			Y										Y							Y														
		EPA 1668	MLA-010					Y		Y	Y	Y	Y		Y														Y		Y	Y	Y	Y		Y	Y
		EPA 8270	MLA-007										Y																								
		AXYS MLA-010	MLA-010		Y	Y		Y							Y	Y							Y						Y							Y	
	PCB 209 Decachlorobiphenyl	AXYS MLA-007	MLA-007			Y										Y							Y														
		EPA 1668	MLA-010					Y		Y	Y	Y	Y	Y	Y														Y		Y	Y	Y	Y		Y	Y
		EPA 8270	MLA-007										Y																								
		AXYS MLA-010	MLA-010		Y	Y		Y							Y	Y							Y						Y							Y	
	PCB 21 2,3,4-Trichlorobiphenyl	EPA 1668	MLA-010					Y		Y	Y	Y	Y	Y	Y														Y		Y	Y	Y	Y		Y	Y
		AXYS MLA-010	MLA-010		Y	Y		Y							Y	Y							Y						Y							Y	
	PCB 22 2,3,4'-Trichlorobiphenyl	AXYS MLA-007	MLA-007			Y										Y							Y														
		EPA 1668	MLA-010					Y		Y	Y	Y	Y	Y	Y														Y		Y	Y	Y	Y		Y	Y
		EPA 8270	MLA-007										Y																								
		AXYS MLA-010	MLA-010		Y	Y		Y							Y	Y							Y						Y							Y	
	PCB 23 2,3,5-Trichlorobiphenyl	EPA 1668	MLA-010					Y		Y	Y	Y	Y		Y														Y		Y	Y	Y	Y		Y	Y
		AXYS MLA-010	MLA-010		Y	Y		Y							Y	Y							Y						Y							Y	
	PCB 23/34	EPA 8270	MLA-007										Y																								
	PCB 24 2,3,6-Trichlorobiphenyl	EPA 1668	MLA-010					Y		Y	Y	Y	Y	Y	Y														Y		Y	Y	Y	Y		Y	Y
		AXYS MLA-010	MLA-010		Y	Y		Y							Y	Y							Y						Y							Y	
	PCB 24/27	AXYS MLA-007	MLA-007			Y										Y							Y														
		EPA 8270	MLA-007										Y																								
	PCB 25 2,3',4-Trichlorobiphenyl	AXYS MLA-007	MLA-007			Y										Y							Y														
		EPA 1668	MLA-010					Y		Y	Y	Y	Y	Y	Y														Y		Y	Y	Y	Y		Y	Y
		EPA 8270	MLA-007										Y																								
		AXYS MLA-010	MLA-010		Y	Y		Y							Y	Y							Y						Y							Y	
	PCB 26 2,3',5-Trichlorobiphenyl	AXYS MLA-007	MLA-007			Y										Y							Y														
		EPA 1668	MLA-010					Y		Y	Y	Y	Y	Y	Y														Y		Y	Y	Y	Y		Y	Y
		EPA 8270	MLA-007										Y																								
		AXYS MLA-010	MLA-010		Y	Y		Y							Y	Y							Y						Y							Y	
	PCB 27 2,3',6-Trichlorobiphenyl	EPA 1668	MLA-010					Y		Y	Y	Y	Y	Y	Y														Y		Y	Y	Y	Y		Y	Y

Accreditation Scope

AXYS Analytical Services Ltd.
file ref.: ACC-101 Rev.23

Compound Class	Compound	Accredited Method ID	AXYS Method ID	Pulp	Serum	Solids										Tissue						Urine	Water	Water, Drinking				Water, Non-Potable								
				CALA	CALA	CALA	California DPH	Florida DOH	Minnesota DOH	New Jersey DEP	New York DOH	Virginia DGS	Washington DE	Maine DOH	ANAB	CALA	Florida DOH	Minnesota DOH	New Jersey DEP	Virginia DGS	ANAB	CALA	CALA	Florida DOH	Minnesota DOH	New Jersey DEP	ANAB	California DPH	Florida DOH	Minnesota DOH	New Jersey DEP	New York DOH	Virginia DGS	Washington DE*	Maine DOH	ANAB	Pennsylvania DEP
		AXYS MLA-010	MLA-010		Y	Y		Y						Y	Y							Y						Y							Y	
	PCB 28 2,4,4'-Trichlorobiphenyl	AXYS MLA-007	MLA-007			Y										Y							Y													
		EPA 1668	MLA-010					Y			Y	Y	Y	Y	Y														Y			Y	Y	Y	Y	Y	Y
		EPA 8270	MLA-007											Y																							
		AXYS MLA-010	MLA-010		Y	Y		Y							Y	Y							Y						Y							Y	
	PCB 29 2,4,5-Trichlorobiphenyl	EPA 1668	MLA-010					Y			Y	Y	Y	Y	Y														Y			Y	Y	Y	Y	Y	Y
		AXYS MLA-010	MLA-010		Y	Y		Y							Y	Y							Y						Y							Y	
	PCB 3 4-Chlorobiphenyl	EPA 1668	MLA-010					Y			Y	Y	Y	Y	Y														Y			Y	Y	Y	Y	Y	Y
		EPA 8270	MLA-007											Y																							
		AXYS MLA-010	MLA-010		Y	Y		Y							Y	Y							Y						Y							Y	
	PCB 30 2,4,6-Trichlorobiphenyl	EPA 1668	MLA-010					Y			Y	Y	Y	Y	Y														Y			Y	Y	Y	Y	Y	Y
		AXYS MLA-010	MLA-010		Y	Y		Y							Y	Y							Y						Y							Y	
	PCB 31 2,4',5-Trichlorobiphenyl	AXYS MLA-007	MLA-007			Y										Y							Y													
		EPA 1668	MLA-010					Y			Y	Y	Y	Y	Y														Y			Y	Y	Y	Y	Y	Y
		EPA 8270	MLA-007											Y																							
		AXYS MLA-010	MLA-010		Y	Y		Y							Y	Y							Y						Y							Y	
	PCB 32 2,4',6-Trichlorobiphenyl	EPA 1668	MLA-010					Y			Y	Y	Y	Y	Y														Y			Y	Y	Y	Y	Y	Y
		AXYS MLA-010	MLA-010		Y	Y		Y							Y	Y							Y						Y							Y	
	PCB 33 2,3',4'-Trichlorobiphenyl	EPA 1668	MLA-010					Y			Y	Y	Y	Y	Y														Y			Y	Y	Y	Y	Y	Y
		AXYS MLA-010	MLA-010		Y	Y		Y							Y	Y							Y						Y							Y	
	PCB 33/20/21	AXYS MLA-007	MLA-007			Y										Y							Y													
		EPA 8270	MLA-007											Y																							
	PCB 34 2,3',5'-Trichlorobiphenyl	AXYS MLA-007	MLA-007			Y										Y							Y													
		EPA 1668	MLA-010					Y			Y	Y	Y	Y	Y														Y			Y	Y	Y	Y	Y	Y
		AXYS MLA-010	MLA-010		Y	Y		Y							Y	Y							Y						Y							Y	
	PCB 35 3,3',4-Trichlorobiphenyl	EPA 1668	MLA-010					Y			Y	Y	Y	Y	Y														Y			Y	Y	Y	Y	Y	Y
		EPA 8270	MLA-007											Y																							
		AXYS MLA-010	MLA-010		Y	Y		Y							Y	Y							Y						Y							Y	
	PCB 36 3,3',5-Trichlorobiphenyl	EPA 1668	MLA-010					Y			Y	Y	Y	Y	Y														Y			Y	Y	Y	Y	Y	Y
		EPA 8270	MLA-007											Y																							
		AXYS MLA-010	MLA-010		Y	Y		Y							Y	Y							Y						Y							Y	
	PCB 37 3,4,4'-Trichlorobiphenyl	EPA 1668	MLA-010					Y			Y	Y	Y	Y	Y														Y			Y	Y	Y	Y	Y	Y
		EPA 8270	MLA-007											Y																							
		AXYS MLA-010	MLA-010		Y	Y		Y							Y	Y							Y						Y							Y	
	PCB 38 3,4,5-Trichlorobiphenyl	EPA 1668	MLA-010					Y			Y	Y	Y	Y	Y														Y			Y	Y	Y	Y	Y	Y
		EPA 8270	MLA-007											Y																							
		AXYS MLA-010	MLA-010		Y	Y		Y							Y	Y							Y						Y							Y	
	PCB 39 3,4',5-Trichlorobiphenyl	EPA 1668	MLA-010					Y			Y	Y	Y	Y	Y														Y			Y	Y	Y	Y	Y	Y
		EPA 8270	MLA-007											Y																							
		AXYS MLA-010	MLA-010		Y	Y		Y							Y	Y							Y						Y							Y	
	PCB 4 2,2'-Dichlorobiphenyl	EPA 1668	MLA-010					Y			Y	Y	Y	Y	Y														Y			Y	Y	Y	Y	Y	Y
		AXYS MLA-010	MLA-010		Y	Y		Y							Y	Y							Y						Y							Y	
	PCB 4/10	EPA 8270	MLA-007											Y																							
	PCB 40 2,2',3,3'-Tetrachlorobiphenyl	AXYS MLA-007	MLA-007			Y										Y							Y													
		EPA 1668	MLA-010					Y			Y	Y	Y	Y	Y														Y			Y	Y	Y	Y	Y	Y
		EPA 8270	MLA-007											Y																							
		AXYS MLA-010	MLA-010		Y	Y		Y							Y	Y							Y						Y							Y	
	PCB 41 2,2',3,4-Tetrachlorobiphenyl	EPA 1668	MLA-010					Y			Y	Y	Y	Y	Y														Y			Y	Y	Y	Y	Y	Y
		AXYS MLA-010	MLA-010		Y	Y		Y							Y	Y							Y						Y							Y	
	PCB 41/71/64/68	AXYS MLA-007	MLA-007			Y										Y							Y													

Accreditation Scope

AXYS Analytical Services Ltd.
file ref.: ACC-101 Rev.23

Compound Class	Compound	Accredited Method ID	AXYS Method ID	Pulp	Serum	Solids										Tissue						Urine	Water	Water, Drinking				Water, Non-Potable								
				CALA	CALA	CALA	California DPH	Florida DOH	Minnesota DOH	New Jersey DEP	New York DOH	Virginia DGS	Washington DE	Maine DOH	ANAB	CALA	Florida DOH	Minnesota DOH	New Jersey DEP	Virginia DGS	ANAB	CALA	CALA	Florida DOH	Minnesota DOH	New Jersey DEP	ANAB	California DPH	Florida DOH	Minnesota DOH	New Jersey DEP	New York DOH	Virginia DGS	Washington DE*	Maine DOH	ANAB	Pennsylvania DEP
		EPA 8270	MLA-007										Y																						
	PCB 42 2,2',3,4'-Tetrachlorobiphenyl	EPA 1668	MLA-010					Y		Y	Y	Y	Y	Y	Y														Y		Y	Y	Y	Y		Y	Y
		AXYS MLA-010	MLA-010		Y	Y		Y							Y	Y							Y						Y							Y	
	PCB 42/59	AXYS MLA-007	MLA-007			Y										Y							Y														
		EPA 8270	MLA-007										Y																								
	PCB 43 2,2',3,5-Tetrachlorobiphenyl	EPA 1668	MLA-010					Y		Y	Y	Y	Y	Y	Y														Y		Y	Y	Y	Y		Y	Y
		AXYS MLA-010	MLA-010		Y	Y		Y							Y	Y							Y						Y							Y	
	PCB 44 2,2',3,5'-Tetrachlorobiphenyl	AXYS MLA-007	MLA-007			Y										Y							Y														
		EPA 1668	MLA-010					Y		Y	Y	Y	Y	Y	Y														Y		Y	Y	Y	Y		Y	Y
		EPA 8270	MLA-007										Y																								
		AXYS MLA-010	MLA-010		Y	Y		Y							Y	Y							Y						Y							Y	
	PCB 45 2,2',3,6-Tetrachlorobiphenyl	AXYS MLA-007	MLA-007			Y										Y							Y														
		EPA 1668	MLA-010					Y		Y	Y	Y	Y	Y	Y														Y		Y	Y	Y	Y		Y	Y
		EPA 8270	MLA-007										Y																								
		AXYS MLA-010	MLA-010		Y	Y		Y							Y	Y							Y						Y							Y	
	PCB 46 2,2',3,6'-Tetrachlorobiphenyl	AXYS MLA-007	MLA-007			Y										Y							Y														
		EPA 1668	MLA-010					Y		Y	Y	Y	Y	Y	Y														Y		Y	Y	Y	Y		Y	Y
		EPA 8270	MLA-007										Y																								
		AXYS MLA-010	MLA-010		Y	Y		Y							Y	Y							Y						Y							Y	
	PCB 47 2,2',4,4'-Tetrachlorobiphenyl	EPA 1668	MLA-010					Y		Y	Y	Y	Y	Y	Y														Y		Y	Y	Y	Y		Y	Y
		AXYS MLA-010	MLA-010		Y	Y		Y							Y	Y							Y						Y							Y	
	PCB 47/48/75	AXYS MLA-007	MLA-007			Y										Y							Y														
		EPA 8270	MLA-007										Y																								
	PCB 48 2,2',4,5-Tetrachlorobiphenyl	EPA 1668	MLA-010					Y		Y	Y	Y	Y	Y	Y														Y		Y	Y	Y	Y		Y	Y
		AXYS MLA-010	MLA-010		Y	Y		Y							Y	Y							Y						Y							Y	
	PCB 49 2,2',4,5'-Tetrachlorobiphenyl	EPA 1668	MLA-010					Y		Y	Y	Y	Y	Y	Y														Y		Y	Y	Y	Y		Y	Y
		AXYS MLA-010	MLA-010		Y	Y		Y							Y	Y							Y						Y							Y	
	PCB 49/43	AXYS MLA-007	MLA-007			Y										Y							Y														
		EPA 8270	MLA-007										Y																								
	PCB 5 2,3-Dichlorobiphenyl	EPA 1668	MLA-010					Y		Y	Y	Y	Y	Y	Y														Y		Y	Y	Y	Y		Y	Y
		AXYS MLA-010	MLA-010		Y	Y		Y							Y	Y							Y						Y							Y	
	PCB 50 2,2',4,6-Tetrachlorobiphenyl	AXYS MLA-007	MLA-007			Y										Y							Y														
		EPA 1668	MLA-010					Y		Y	Y	Y	Y	Y	Y														Y		Y	Y	Y	Y		Y	Y
		EPA 8270	MLA-007										Y																								
		AXYS MLA-010	MLA-010		Y	Y		Y							Y	Y							Y						Y							Y	
	PCB 51 2,2',4,6'-Tetrachlorobiphenyl	EPA 1668	MLA-010					Y		Y	Y	Y	Y	Y	Y														Y		Y	Y	Y	Y		Y	Y
		EPA 8270	MLA-007										Y																								
		AXYS MLA-010	MLA-010		Y	Y		Y							Y	Y							Y						Y							Y	
	PCB 52 2,2',5,5'-Tetrachlorobiphenyl	EPA 1668	MLA-010					Y		Y	Y	Y	Y	Y	Y														Y		Y	Y	Y	Y		Y	Y
		AXYS MLA-010	MLA-010		Y	Y		Y							Y	Y							Y						Y							Y	
	PCB 52/73	AXYS MLA-007	MLA-007			Y										Y							Y														
		EPA 8270	MLA-007										Y																								
	PCB 53 2,2',5,6'-Tetrachlorobiphenyl	EPA 1668	MLA-010					Y		Y	Y	Y	Y	Y	Y														Y		Y	Y	Y	Y		Y	Y
		EPA 8270	MLA-007										Y																								
		AXYS MLA-010	MLA-010		Y	Y		Y							Y	Y							Y						Y							Y	
	PCB 54 2,2',6,6'-Tetrachlorobiphenyl	EPA 1668	MLA-010					Y		Y	Y	Y	Y	Y	Y														Y		Y	Y	Y	Y		Y	Y
		EPA 8270	MLA-007										Y																								
		AXYS MLA-010	MLA-010		Y	Y		Y							Y	Y							Y						Y							Y	
	PCB 55 2,3,3',4-Tetrachlorobiphenyl	EPA 1668	MLA-010					Y		Y	Y	Y	Y	Y	Y														Y		Y	Y	Y	Y		Y	Y
		EPA 8270	MLA-007										Y																								

Accreditation Scope

AXYS Analytical Services Ltd.
file ref.: ACC-101 Rev.23

Compound Class	Compound	Accredited Method ID	AXYS Method ID	Pulp	Serum	Solids										Tissue							Urine	Water	Water, Drinking				Water, Non-Potable									
				CALA	CALA	CALA	California DPH	Florida DOH	Minnesota DOH	New Jersey DEP	New York DOH	Virginia DGS	Washington DE	Maine DOH	ANAB	CALA	Florida DOH	Minnesota DOH	New Jersey DEP	Virginia DGS	ANAB	CALA	CALA	Florida DOH	Minnesota DOH	New Jersey DEP	ANAB	California DPH	Florida DOH	Minnesota DOH	New Jersey DEP	New York DOH	Virginia DGS	Washington DE*	Maine DOH	ANAB	Pennsylvania DEP
		AXYS MLA-010	MLA-010		Y	Y		Y						Y	Y							Y						Y							Y	
	PCB 56 2,3,3',4'-Tetrachlorobiphenyl	EPA 1668	MLA-010					Y		Y	Y	Y	Y	Y	Y														Y		Y	Y	Y	Y		Y	Y
		AXYS MLA-010	MLA-010		Y	Y		Y						Y	Y								Y						Y							Y	
	PCB 56/60	AXYS MLA-007	MLA-007			Y										Y							Y														
		EPA 8270	MLA-007										Y																									
	PCB 57 2,3,3',5-Tetrachlorobiphenyl	EPA 1668	MLA-010					Y		Y	Y	Y	Y	Y	Y														Y		Y	Y	Y	Y		Y	Y
		EPA 8270	MLA-007										Y																									
		AXYS MLA-010	MLA-010		Y	Y		Y						Y	Y								Y						Y							Y	
	PCB 58 2,3,3',5'-Tetrachlorobiphenyl	EPA 1668	MLA-010					Y		Y	Y	Y	Y	Y	Y														Y		Y	Y	Y	Y		Y	Y
		EPA 8270	MLA-007										Y																									
		AXYS MLA-010	MLA-010		Y	Y		Y						Y	Y								Y						Y							Y	
	PCB 59 2,3,3',6-Tetrachlorobiphenyl	EPA 1668	MLA-010					Y		Y	Y	Y	Y	Y	Y														Y		Y	Y	Y	Y		Y	Y
		AXYS MLA-010	MLA-010		Y	Y		Y						Y	Y								Y						Y							Y	
	PCB 6 2,3'-Dichlorobiphenyl	EPA 1668	MLA-010					Y		Y	Y	Y	Y	Y	Y														Y		Y	Y	Y	Y		Y	Y
		EPA 8270	MLA-007										Y																									
		AXYS MLA-010	MLA-010		Y	Y		Y						Y	Y								Y						Y							Y	
	PCB 60 2,3,4,4'-Tetrachlorobiphenyl	EPA 1668	MLA-010					Y		Y	Y	Y	Y	Y	Y														Y		Y	Y	Y	Y		Y	Y
		AXYS MLA-010	MLA-010		Y	Y		Y						Y	Y								Y						Y							Y	
	PCB 61 2,3,4,5-Tetrachlorobiphenyl	EPA 1668	MLA-010					Y		Y	Y	Y	Y	Y	Y														Y		Y	Y	Y	Y		Y	Y
		AXYS MLA-010	MLA-010		Y	Y		Y						Y	Y								Y						Y							Y	
	PCB 62 2,3,4,6-Tetrachlorobiphenyl	EPA 1668	MLA-010					Y		Y	Y	Y	Y	Y	Y														Y		Y	Y	Y	Y		Y	Y
		AXYS MLA-010	MLA-010		Y	Y		Y						Y	Y								Y						Y							Y	
	PCB 62/65	EPA 8270	MLA-007										Y																									
	PCB 63 2,3,4',5-Tetrachlorobiphenyl	EPA 1668	MLA-010					Y		Y	Y	Y	Y	Y	Y														Y		Y	Y	Y	Y		Y	Y
		EPA 8270	MLA-007										Y																									
		AXYS MLA-010	MLA-010		Y	Y		Y						Y	Y								Y						Y							Y	
	PCB 64 2,3,4',6-Tetrachlorobiphenyl	EPA 1668	MLA-010					Y		Y	Y	Y	Y	Y	Y														Y		Y	Y	Y	Y		Y	Y
		AXYS MLA-010	MLA-010		Y	Y		Y						Y	Y								Y						Y							Y	
	PCB 65 2,3,5,6-Tetrachlorobiphenyl	EPA 1668	MLA-010					Y		Y	Y	Y	Y	Y	Y														Y		Y	Y	Y	Y		Y	Y
		AXYS MLA-010	MLA-010		Y	Y		Y						Y	Y								Y						Y							Y	
	PCB 66 2,3',4,4'-Tetrachlorobiphenyl	EPA 1668	MLA-010					Y		Y	Y	Y	Y	Y	Y														Y		Y	Y	Y	Y		Y	Y
		AXYS MLA-010	MLA-010		Y	Y		Y						Y	Y								Y						Y							Y	
	PCB 66/80	AXYS MLA-007	MLA-007			Y										Y							Y														
		EPA 8270	MLA-007										Y																									
	PCB 67 2,3',4,5-Tetrachlorobiphenyl	EPA 1668	MLA-010					Y		Y	Y	Y	Y	Y	Y														Y		Y	Y	Y	Y		Y	Y
		EPA 8270	MLA-007										Y																									
		AXYS MLA-010	MLA-010		Y	Y		Y						Y	Y								Y						Y							Y	
	PCB 68 2,3',4,5'-Tetrachlorobiphenyl	EPA 1668	MLA-010					Y		Y	Y	Y	Y	Y	Y														Y		Y	Y	Y	Y		Y	Y
		AXYS MLA-010	MLA-010		Y	Y		Y						Y	Y								Y						Y							Y	
	PCB 69 2,3',4,6-Tetrachlorobiphenyl	EPA 1668	MLA-010					Y		Y	Y	Y	Y	Y	Y														Y		Y	Y	Y	Y		Y	Y
		EPA 8270	MLA-007										Y																									
		AXYS MLA-010	MLA-010		Y	Y		Y						Y	Y								Y						Y							Y	
	PCB 7 2,4-Dichlorobiphenyl	EPA 1668	MLA-010					Y		Y	Y	Y	Y	Y	Y														Y		Y	Y	Y	Y		Y	Y
		AXYS MLA-010	MLA-010		Y	Y		Y						Y	Y								Y						Y							Y	
	PCB 7/9	EPA 8270	MLA-007										Y																									
	PCB 70 2,3',4',5-Tetrachlorobiphenyl	EPA 1668	MLA-010					Y		Y	Y	Y	Y	Y	Y														Y		Y	Y	Y	Y		Y	Y
		AXYS MLA-010	MLA-010		Y	Y		Y						Y	Y								Y						Y							Y	
	PCB 70/76	AXYS MLA-007	MLA-007			Y										Y							Y														
		EPA 8270	MLA-007										Y																									
	PCB 71 2,3',4',6-Tetrachlorobiphenyl	EPA 1668	MLA-010					Y		Y	Y	Y	Y	Y	Y														Y		Y	Y	Y	Y		Y	Y

Accreditation Scope

AXYS Analytical Services Ltd.
file ref.: ACC-101 Rev.23

Compound Class	Compound	Accredited Method ID	AXYS Method ID	Pulp	Serum	Solids										Tissue						Urine	Water	Water, Drinking				Water, Non-Potable								
				CALA	CALA	CALA	California DPH	Florida DOH	Minnesota DOH	New Jersey DEP	New York DOH	Virginia DGS	Washington DE	Maine DOH	ANAB	CALA	Florida DOH	Minnesota DOH	New Jersey DEP	Virginia DGS	ANAB	CALA	CALA	Florida DOH	Minnesota DOH	New Jersey DEP	ANAB	California DPH	Florida DOH	Minnesota DOH	New Jersey DEP	New York DOH	Virginia DGS	Washington DE*	Maine DOH	ANAB	Pennsylvania DEP
		AXYS MLA-010	MLA-010		Y	Y		Y						Y	Y							Y						Y							Y	
	PCB 72 2,3',5,5'-Tetrachlorobiphenyl	EPA 1668	MLA-010					Y		Y	Y	Y	Y	Y	Y														Y		Y	Y	Y	Y		Y	Y
		EPA 8270	MLA-007										Y																								
		AXYS MLA-010	MLA-010		Y	Y		Y							Y	Y							Y						Y							Y	
	PCB 73 2,3',5',6-Tetrachlorobiphenyl	EPA 1668	MLA-010					Y		Y	Y	Y	Y	Y	Y														Y		Y	Y	Y	Y		Y	Y
		AXYS MLA-010	MLA-010		Y	Y		Y							Y	Y							Y						Y							Y	
	PCB 74 2,4,4',5-Tetrachlorobiphenyl	AXYS MLA-901	MLA-901		Y																																
		EPA 1668	MLA-010					Y		Y	Y	Y	Y	Y	Y														Y		Y	Y	Y	Y		Y	Y
		AXYS MLA-010	MLA-010		Y	Y		Y							Y	Y							Y						Y							Y	
	PCB 74/61	AXYS MLA-007	MLA-007			Y										Y							Y														
		EPA 8270	MLA-007										Y																								
	PCB 75 2,4,4',6-Tetrachlorobiphenyl	EPA 1668	MLA-010					Y		Y	Y	Y	Y	Y	Y														Y		Y	Y	Y	Y		Y	Y
		AXYS MLA-010	MLA-010		Y	Y		Y							Y	Y							Y						Y							Y	
	PCB 76 2,3',4',5'-Tetrachlorobiphenyl	EPA 1668	MLA-010					Y		Y	Y	Y	Y	Y	Y														Y		Y	Y	Y	Y		Y	Y
		AXYS MLA-010	MLA-010		Y	Y		Y							Y	Y							Y						Y							Y	
	PCB 77 3,3',4,4'-Tetrachlorobiphenyl	AXYS MLA-007	MLA-007			Y										Y							Y														
		EPA 1668	MLA-010					Y		Y	Y	Y	Y	Y	Y														Y		Y	Y	Y	Y		Y	Y
		EPA 8270	MLA-007										Y																								
		AXYS MLA-010	MLA-010		Y	Y		Y							Y	Y							Y						Y							Y	
	PCB 78 3,3',4,5-Tetrachlorobiphenyl	EPA 1668	MLA-010					Y		Y	Y	Y	Y	Y	Y														Y		Y	Y	Y	Y		Y	Y
		EPA 8270	MLA-007										Y																								
		AXYS MLA-010	MLA-010		Y	Y		Y							Y	Y							Y						Y							Y	
	PCB 79 3,3',4,5'-Tetrachlorobiphenyl	EPA 1668	MLA-010					Y		Y	Y	Y	Y	Y	Y														Y		Y	Y	Y	Y		Y	Y
		EPA 8270	MLA-007										Y																								
		AXYS MLA-010	MLA-010		Y	Y		Y							Y	Y							Y						Y							Y	
	PCB 8 2,4'-Dichlorobiphenyl	EPA 1668	MLA-010					Y		Y	Y	Y	Y	Y	Y														Y		Y	Y	Y	Y		Y	Y
		AXYS MLA-010	MLA-010		Y	Y		Y							Y	Y							Y						Y							Y	
	PCB 8/5	AXYS MLA-007	MLA-007			Y										Y							Y														
		EPA 8270	MLA-007										Y																								
	PCB 80 3,3',5,5'-Tetrachlorobiphenyl	EPA 1668	MLA-010					Y		Y	Y	Y	Y	Y	Y														Y		Y	Y	Y	Y		Y	Y
		AXYS MLA-010	MLA-010		Y	Y		Y							Y	Y							Y						Y							Y	
	PCB 81 3,4,4',5-Tetrachlorobiphenyl	EPA 1668	MLA-010					Y		Y	Y	Y	Y	Y	Y														Y		Y	Y	Y	Y		Y	Y
		EPA 8270	MLA-007										Y																								
		AXYS MLA-010	MLA-010		Y	Y		Y							Y	Y							Y						Y							Y	
	PCB 82 2,2',3,3',4-Pentachlorobiphenyl	EPA 1668	MLA-010					Y		Y	Y	Y	Y	Y	Y														Y		Y	Y	Y	Y		Y	Y
		EPA 8270	MLA-007										Y																								
		AXYS MLA-010	MLA-010		Y	Y		Y							Y	Y							Y						Y							Y	
	PCB 83 2,2',3,3',5-Pentachlorobiphenyl	EPA 1668	MLA-010					Y		Y	Y	Y	Y	Y	Y														Y		Y	Y	Y	Y		Y	Y
		AXYS MLA-010	MLA-010		Y	Y		Y							Y	Y							Y						Y							Y	
	PCB 83/108	AXYS MLA-007	MLA-007			Y										Y							Y														
		EPA 8270	MLA-007										Y																								
	PCB 84 2,2',3,3',6-Pentachlorobiphenyl	AXYS MLA-007	MLA-007			Y										Y							Y														
		EPA 1668	MLA-010					Y		Y	Y	Y	Y		Y														Y		Y	Y	Y	Y		Y	Y
		EPA 8270	MLA-007										Y																								
		AXYS MLA-010	MLA-010		Y	Y		Y							Y	Y							Y						Y							Y	
	PCB 85 2,2',3,4,4'-Pentachlorobiphenyl	EPA 1668	MLA-010					Y		Y	Y	Y	Y	Y	Y														Y		Y	Y	Y	Y		Y	Y
		AXYS MLA-010	MLA-010		Y	Y		Y							Y	Y							Y						Y							Y	
	PCB 85/120	AXYS MLA-007	MLA-007			Y										Y							Y														
		EPA 8270	MLA-007										Y																								
	PCB 86 2,2',3,4,5-Pentachlorobiphenyl	EPA 1668	MLA-010					Y		Y	Y	Y	Y	Y	Y														Y		Y	Y	Y	Y		Y	Y

Accreditation Scope

AXYS Analytical Services Ltd.
file ref.: ACC-101 Rev.23

Compound Class	Compound	Accredited Method ID	AXYS Method ID	Pulp: CALA	Serum: CALA	Solids: CALA	Solids: California DPH	Solids: Florida DOH	Solids: Minnesota DOH	Solids: New Jersey DEP	Solids: New York DOH	Solids: Virginia DGS	Solids: Washington DE	Solids: Maine DOH	Solids: ANAB	Tissue: CALA	Tissue: Florida DOH	Tissue: Minnesota DOH	Tissue: New Jersey DEP	Tissue: Virginia DGS	Tissue: ANAB	Urine: CALA	Water: CALA	Water, Drinking: Florida DOH	Water, Drinking: Minnesota DOH	Water, Drinking: New Jersey DEP	Water, Drinking: ANAB	Water, Non-Potable: California DPH	Water, Non-Potable: Florida DOH	Water, Non-Potable: Minnesota DOH	Water, Non-Potable: New Jersey DEP	Water, Non-Potable: New York DOH	Water, Non-Potable: Virginia DGS	Water, Non-Potable: Washington DE*	Water, Non-Potable: Maine DOH	Water, Non-Potable: ANAB	Water, Non-Potable: Pennsylvania DEP
		AXYS MLA-010	MLA-010		Y	Y		Y							Y	Y						Y						Y							Y	
	PCB 87 2,2',3,4,5'-Pentachlorobiphenyl	EPA 1668	MLA-010					Y		Y	Y	Y	Y	Y	Y													Y			Y	Y	Y	Y		Y	Y
		AXYS MLA-010	MLA-010		Y	Y		Y							Y	Y						Y						Y							Y	
	PCB 87/115/116	AXYS MLA-007	MLA-007			Y										Y						Y														
		EPA 8270	MLA-007										Y																								
	PCB 88 2,2',3,4,6-Pentachlorobiphenyl	EPA 1668	MLA-010					Y		Y	Y	Y	Y	Y	Y													Y			Y	Y	Y	Y		Y	Y
		AXYS MLA-010	MLA-010		Y	Y		Y							Y	Y						Y						Y							Y	
	PCB 88/121	EPA 8270	MLA-007										Y																								
	PCB 89 2,2',3,4,6'-Pentachlorobiphenyl	EPA 1668	MLA-010					Y		Y	Y	Y	Y	Y	Y													Y			Y	Y	Y	Y		Y	Y
		AXYS MLA-010	MLA-010		Y	Y		Y							Y	Y						Y						Y							Y	
	PCB 9 2,5-Dichlorobiphenyl	EPA 1668	MLA-010					Y		Y	Y	Y	Y		Y													Y			Y	Y	Y	Y		Y	Y
		AXYS MLA-010	MLA-010		Y	Y		Y							Y	Y						Y						Y							Y	
	PCB 90 2,2',3,4',5-Pentachlorobiphenyl	EPA 1668	MLA-010					Y		Y	Y	Y	Y	Y	Y													Y			Y	Y	Y	Y		Y	Y
		AXYS MLA-010	MLA-010		Y	Y		Y							Y	Y						Y						Y							Y	
	PCB 91 2,2',3,4',6-Pentachlorobiphenyl	AXYS MLA-007	MLA-007			Y										Y						Y														
		EPA 1668	MLA-010					Y		Y	Y	Y	Y	Y	Y													Y			Y	Y	Y	Y		Y	Y
		EPA 8270	MLA-007										Y																								
		AXYS MLA-010	MLA-010		Y	Y		Y							Y	Y						Y						Y							Y	
	PCB 92 2,2',3,5,5'-Pentachlorobiphenyl	EPA 1668	MLA-010					Y		Y	Y	Y	Y	Y	Y													Y			Y	Y	Y	Y		Y	Y
		EPA 8270	MLA-007										Y																								
		AXYS MLA-010	MLA-010		Y	Y		Y							Y	Y						Y						Y							Y	
	PCB 93 2,2',3,5,6-Pentachlorobiphenyl	EPA 1668	MLA-010					Y		Y	Y	Y	Y	Y	Y													Y			Y	Y	Y	Y		Y	Y
		AXYS MLA-010	MLA-010		Y	Y		Y							Y	Y						Y						Y							Y	
	PCB 94 2,2',3,5,6'-Pentachlorobiphenyl	EPA 1668	MLA-010					Y		Y	Y	Y	Y	Y	Y													Y			Y	Y	Y	Y		Y	Y
		EPA 8270	MLA-007										Y																								
		AXYS MLA-010	MLA-010		Y	Y		Y							Y	Y						Y						Y							Y	
	PCB 95 2,2',3,5',6-Pentachlorobiphenyl	EPA 1668	MLA-010					Y		Y	Y	Y	Y	Y	Y													Y			Y	Y	Y	Y		Y	Y
		AXYS MLA-010	MLA-010		Y	Y		Y							Y	Y						Y						Y							Y	
	PCB 95/93	AXYS MLA-007	MLA-007			Y										Y						Y														
		EPA 8270	MLA-007										Y																								
	PCB 96 2,2',3,6,6'-Pentachlorobiphenyl	EPA 1668	MLA-010					Y		Y	Y	Y	Y	Y	Y													Y			Y	Y	Y	Y		Y	Y
		EPA 8270	MLA-007										Y																								
		AXYS MLA-010	MLA-010		Y	Y		Y							Y	Y						Y						Y							Y	
	PCB 97 2,2',3,4',5'-Pentachlorobiphenyl	EPA 1668	MLA-010					Y		Y	Y	Y	Y	Y	Y													Y			Y	Y	Y	Y		Y	Y
		AXYS MLA-010	MLA-010		Y	Y		Y							Y	Y						Y						Y							Y	
	PCB 97/86	AXYS MLA-007	MLA-007			Y										Y						Y														
		EPA 8270	MLA-007										Y																								
	PCB 98 2,2',3,4',6'-Pentachlorobiphenyl	EPA 1668	MLA-010					Y		Y	Y	Y	Y	Y	Y													Y			Y	Y	Y	Y		Y	Y
		AXYS MLA-010	MLA-010		Y	Y		Y							Y	Y						Y						Y							Y	
	PCB 98/102	EPA 8270	MLA-007										Y																								
	PCB 99 2,2',4,4',5-Pentachlorobiphenyl	AXYS MLA-007	MLA-007			Y										Y						Y														
		AXYS MLA-901	MLA-901		Y																																
		EPA 1668	MLA-010					Y		Y	Y	Y	Y	Y	Y													Y			Y	Y	Y	Y		Y	Y
		EPA 8270	MLA-007										Y																								
		AXYS MLA-010	MLA-010		Y	Y		Y							Y	Y						Y						Y							Y	
	PCB Aroclor 1016	AXYS MLA-007	MLA-007			Y		Y							Y	Y						Y						Y							Y	
		EPA 1668	MLA-010					Y			Y				Y													Y				Y		Y	Y		Y
		EPA 625	MLA-007																									Y	Y			Y	Y		Y	Y	
		EPA 8270	MLA-007				Y	Y			Y	Y			Y																						
		AXYS MLA-010	MLA-010					Y							Y														Y							Y	

Accreditation Scope

AXYS Analytical Services Ltd.
file ref.: ACC-101 Rev.23

Compound Class	Compound	Accredited Method ID	AXYS Method ID	Pulp	Serum	Solids									Tissue							Urine	Water	Water, Drinking				Water, Non-Potable									
				CALA	CALA	CALA	California DPH	Florida DOH	Minnesota DOH	New Jersey DEP	New York DOH	Virginia DGS	Washington DE	Maine DOH	ANAB	CALA	Florida DOH	Minnesota DOH	New Jersey DEP	Virginia DGS	ANAB	CALA	CALA	Florida DOH	Minnesota DOH	New Jersey DEP	ANAB	California DPH	Florida DOH	Minnesota DOH	New Jersey DEP	New York DOH	Virginia DGS	Washington DE*	Maine DOH	ANAB	Pennsylvania DEP
	PCB Aroclor 1016/1242	EPA 8270	MLA-007										Y																						
	PCB Aroclor 1221	AXYS MLA-007	MLA-007			Y		Y						Y	Y								Y						Y						Y	
		EPA 1668	MLA-010					Y			Y			Y															Y			Y			Y	Y
		EPA 625	MLA-007																									Y	Y			Y	Y		Y	Y	
		EPA 8270	MLA-007				Y	Y			Y	Y	Y	Y																							
		AXYS MLA-010	MLA-010					Y						Y															Y						Y	
	PCB Aroclor 1232	AXYS MLA-007	MLA-007			Y		Y						Y	Y								Y						Y						Y	
		EPA 1668	MLA-010					Y			Y			Y															Y			Y			Y	Y
		EPA 625	MLA-007																									Y	Y			Y	Y		Y	Y	
		EPA 8270	MLA-007				Y	Y			Y	Y	Y	Y																							
		AXYS MLA-010	MLA-010					Y						Y															Y						Y	
	PCB Aroclor 1242	AXYS MLA-007	MLA-007			Y		Y						Y	Y								Y						Y						Y	
		EPA 1668	MLA-010					Y			Y			Y															Y			Y			Y	Y
		EPA 625	MLA-007																									Y	Y			Y	Y		Y	Y	
		EPA 8270	MLA-007				Y	Y			Y	Y		Y																							
		AXYS MLA-010	MLA-010					Y						Y															Y						Y	
	PCB Aroclor 1248	AXYS MLA-007	MLA-007			Y		Y						Y	Y								Y						Y						Y	
		EPA 1668	MLA-010					Y			Y			Y															Y			Y			Y	Y
		EPA 625	MLA-007																									Y	Y			Y	Y		Y	Y	
		EPA 8270	MLA-007				Y	Y			Y	Y		Y																							
		AXYS MLA-010	MLA-010					Y						Y															Y						Y	
	PCB Aroclor 1254	AXYS MLA-007	MLA-007			Y		Y						Y	Y								Y						Y						Y	
		EPA 1668	MLA-010					Y			Y			Y															Y			Y			Y	Y
		EPA 625	MLA-007																									Y	Y			Y	Y		Y	Y	
		EPA 8270	MLA-007				Y	Y			Y	Y	Y	Y																							
		AXYS MLA-010	MLA-010					Y						Y															Y						Y	
	PCB Aroclor 1260	AXYS MLA-007	MLA-007			Y		Y						Y	Y								Y						Y						Y	
		EPA 1668	MLA-010					Y			Y			Y															Y			Y			Y	Y
		EPA 625	MLA-007																									Y	Y			Y	Y		Y	Y	
		EPA 8270	MLA-007				Y	Y			Y	Y	Y	Y																							
		AXYS MLA-010	MLA-010					Y						Y															Y						Y	
	PCB Aroclor 1268	AXYS MLA-007	MLA-007			Y									Y								Y													
	PCB congeners, total	EPA 1668	MLA-010					Y			Y			Y															Y			Y			Y	
		AXYS MLA-010	MLA-010					Y						Y															Y						Y	
	Total Dichlorobiphenyls	AXYS MLA-007	MLA-007			Y									Y								Y													
		EPA 8270	MLA-007										Y																								
		AXYS MLA-010	MLA-010		Y	Y									Y								Y													
	Total Heptachlorobiphenyls	AXYS MLA-007	MLA-007			Y									Y								Y													
		EPA 8270	MLA-007										Y																								
		AXYS MLA-010	MLA-010		Y	Y									Y								Y													
	Total Hexachlorobiphenyls	AXYS MLA-007	MLA-007			Y									Y								Y													
		EPA 8270	MLA-007										Y																								
		AXYS MLA-010	MLA-010		Y	Y									Y								Y													
	Total Monochlorobiphenyls	AXYS MLA-010	MLA-010		Y	Y									Y								Y													
	Total Nonachlorobiphenyls	AXYS MLA-007	MLA-007			Y									Y								Y													
		EPA 8270	MLA-007										Y																								
		AXYS MLA-010	MLA-010		Y	Y									Y								Y													
	Total Octachlorobiphenyls	AXYS MLA-007	MLA-007			Y									Y								Y													
		EPA 8270	MLA-007										Y																								
		AXYS MLA-010	MLA-010		Y	Y									Y								Y													

Accreditation Scope

AXYS Analytical Services Ltd.
file ref.: ACC-101 Rev.23

Compound Class	Compound	Accredited Method ID	AXYS Method ID	Pulp	Serum	Solids									Tissue						Urine	Water	Water, Drinking				Water, Non-Potable								
				CALA	CALA	CALA	California DPH	Florida DOH	Minnesota DOH	New Jersey DEP	New York DOH	Virginia DGS	Washington DE	Maine DOH	ANAB	CALA	Florida DOH	Minnesota DOH	New Jersey DEP	Virginia DGS	ANAB	CALA	CALA	Florida DOH	Minnesota DOH	New Jersey DEP	ANAB	California DPH	Florida DOH	Minnesota DOH	New Jersey DEP	New York DOH	Virginia DGS	Washington DE*	Maine DOH	ANAB	Pennsylvania DEP
	Total Pentachlorobiphenyls	AXYS MLA-007	MLA-007			Y									Y							Y													
		EPA 8270	MLA-007										Y																						
		AXYS MLA-010	MLA-010		Y	Y									Y							Y													
	Total Polychlorinated biphenyls	AXYS MLA-007	MLA-007			Y									Y							Y													
	Total Tetrachlorobiphenyls	AXYS MLA-007	MLA-007			Y									Y							Y													
		EPA 8270	MLA-007										Y																						
		AXYS MLA-010	MLA-010		Y	Y									Y							Y													
	Total Trichlorobiphenyls	AXYS MLA-007	MLA-007			Y									Y							Y													
		EPA 8270	MLA-007										Y																						
		AXYS MLA-010	MLA-010		Y	Y									Y							Y													
PCDDF	1,2,3,4,6,7,8-HpCDD	EPA 1613	MLA-017										Y	Y	Y						Y						Y	Y		Y	Y	Y	Y	Y	Y
		EPA 8290	MLA-017				Y	Y		Y	Y	Y			Y		Y		Y	Y	Y						Y				Y	Y			Y
		AXYS MLA-017	MLA-017	Y	Y	Y		Y							Y	Y	Y				Y		Y				Y								Y
	1,2,3,4,6,7,8-HpCDF	EPA 1613	MLA-017										Y	Y	Y						Y						Y	Y		Y	Y	Y	Y	Y	Y
		EPA 8290	MLA-017				Y	Y		Y	Y	Y			Y		Y		Y	Y	Y						Y				Y	Y			Y
		AXYS MLA-017	MLA-017	Y	Y	Y		Y							Y	Y	Y				Y		Y				Y								Y
	1,2,3,4,7,8,9-HpCDF	EPA 1613	MLA-017										Y	Y	Y						Y						Y	Y		Y	Y	Y	Y	Y	Y
		EPA 8290	MLA-017				Y	Y		Y	Y	Y			Y		Y		Y	Y	Y						Y				Y	Y			Y
		AXYS MLA-017	MLA-017	Y	Y	Y		Y							Y	Y	Y				Y		Y				Y								Y
	1,2,3,4,7,8-HxCDD	EPA 1613	MLA-017										Y	Y	Y						Y						Y	Y		Y	Y	Y	Y	Y	Y
		EPA 8290	MLA-017				Y	Y		Y	Y	Y			Y		Y		Y	Y	Y						Y				Y	Y			Y
		AXYS MLA-017	MLA-017	Y	Y	Y		Y							Y	Y	Y				Y		Y				Y								Y
	1,2,3,4,7,8-HxCDF	EPA 1613	MLA-017										Y	Y	Y						Y						Y	Y		Y	Y	Y	Y	Y	Y
		EPA 8290	MLA-017				Y	Y		Y	Y	Y			Y		Y		Y	Y	Y						Y				Y	Y			Y
		AXYS MLA-017	MLA-017	Y	Y	Y		Y							Y	Y	Y				Y		Y				Y								Y
	1,2,3,6,7,8-HxCDD	EPA 1613	MLA-017										Y	Y	Y						Y						Y	Y		Y	Y	Y	Y	Y	Y
		EPA 8290	MLA-017				Y	Y		Y	Y	Y			Y		Y		Y	Y	Y						Y				Y	Y			Y
		AXYS MLA-017	MLA-017	Y	Y	Y		Y							Y	Y	Y				Y		Y				Y								Y
	1,2,3,6,7,8-HxCDF	EPA 1613	MLA-017										Y	Y	Y						Y						Y	Y		Y	Y	Y	Y	Y	Y
		EPA 8290	MLA-017				Y	Y		Y	Y	Y			Y		Y		Y	Y	Y						Y				Y	Y			Y
		AXYS MLA-017	MLA-017	Y	Y	Y		Y							Y	Y	Y				Y		Y				Y								Y
	1,2,3,7,8,9-HxCDD	EPA 1613	MLA-017										Y	Y	Y						Y						Y	Y		Y	Y	Y	Y	Y	Y
		EPA 8290	MLA-017				Y	Y		Y	Y	Y			Y		Y		Y	Y	Y						Y				Y	Y			Y
		AXYS MLA-017	MLA-017	Y	Y	Y		Y							Y	Y	Y				Y		Y				Y								Y
	1,2,3,7,8,9-HxCDF	EPA 1613	MLA-017										Y	Y	Y						Y						Y	Y		Y	Y	Y	Y	Y	Y
		EPA 8290	MLA-017				Y	Y		Y	Y	Y			Y		Y		Y	Y	Y						Y				Y	Y			Y
		AXYS MLA-017	MLA-017	Y	Y	Y		Y							Y	Y	Y				Y		Y				Y								Y
	1,2,3,7,8-PeCDD	EPA 1613	MLA-017										Y	Y	Y						Y						Y	Y		Y	Y	Y	Y	Y	Y
		EPA 8290	MLA-017				Y	Y		Y	Y	Y			Y		Y		Y	Y	Y						Y				Y	Y			Y
		AXYS MLA-017	MLA-017	Y	Y	Y		Y							Y	Y	Y				Y		Y				Y								Y
	1,2,3,7,8-PeCDF	EPA 1613	MLA-017										Y	Y	Y						Y						Y	Y		Y	Y	Y	Y	Y	Y
		EPA 8290	MLA-017				Y	Y		Y	Y	Y			Y		Y		Y	Y	Y						Y				Y	Y			Y
		AXYS MLA-017	MLA-017	Y	Y	Y		Y							Y	Y	Y				Y		Y				Y								Y
	2,3,4,6,7,8-HxCDF	EPA 1613	MLA-017										Y	Y	Y						Y						Y	Y		Y	Y	Y	Y	Y	Y
		EPA 8290	MLA-017				Y	Y		Y	Y	Y			Y		Y		Y	Y	Y						Y				Y	Y			Y
		AXYS MLA-017	MLA-017	Y	Y	Y		Y							Y	Y	Y				Y		Y				Y								Y
	2,3,4,7,8-PeCDF	EPA 1613	MLA-017										Y	Y	Y						Y						Y	Y		Y	Y	Y	Y	Y	Y
		EPA 8290	MLA-017				Y	Y		Y	Y	Y			Y		Y		Y	Y	Y						Y				Y	Y			Y
		AXYS MLA-017	MLA-017	Y	Y	Y		Y							Y	Y	Y				Y		Y				Y								Y
	2,3,7,8-TCDD	EPA 1613	MLA-017										Y	Y	Y						Y						Y	Y		Y	Y	Y	Y	Y	Y

Accreditation Scope

AXYS Analytical Services Ltd.
file ref.: ACC-101 Rev.23

Compound Class	Compound	Accredited Method ID	AXYS Method ID	Pulp	Serum	Solids									Tissue						Urine	Water	Water, Drinking				Water, Non-Potable								
				CALA	CALA	CALA	California DPH	Florida DOH	Minnesota DOH	New Jersey DEP	New York DOH	Virginia DGS	Washington DE	Maine DOH	ANAB	CALA	Florida DOH	Minnesota DOH	New Jersey DEP	Virginia DGS	ANAB	CALA	CALA	Florida DOH	Minnesota DOH	New Jersey DEP	ANAB	California DPH	Florida DOH	Minnesota DOH	New Jersey DEP	New York DOH	Virginia DGS	Washington DE*	Maine DOH	ANAB	Pennsylvania DEP
		EPA 8290	MLA-017				Y	Y		Y	Y	Y			Y		Y		Y	Y	Y								Y			Y	Y			Y	
		AXYS MLA-017	MLA-017	Y	Y	Y		Y							Y	Y	Y				Y		Y						Y							Y	
	2,3,7,8-TCDF	EPA 1613	MLA-017										Y	Y	Y						Y							Y	Y		Y	Y	Y	Y	Y	Y	
		EPA 8290	MLA-017				Y	Y		Y	Y	Y			Y		Y		Y	Y	Y									Y			Y	Y			Y	
		AXYS MLA-017	MLA-017	Y	Y	Y		Y							Y	Y	Y				Y		Y							Y							Y	
	OCDD	EPA 1613	MLA-017										Y	Y	Y						Y							Y	Y		Y	Y	Y	Y	Y	Y	
		EPA 8290	MLA-017				Y	Y		Y	Y	Y			Y		Y		Y	Y	Y									Y			Y	Y			Y	
		AXYS MLA-017	MLA-017	Y	Y	Y		Y							Y	Y	Y				Y		Y							Y							Y	
	OCDF	EPA 1613	MLA-017										Y	Y	Y						Y							Y	Y		Y	Y	Y	Y	Y	Y	
		EPA 8290	MLA-017				Y	Y		Y	Y	Y			Y		Y		Y	Y	Y									Y			Y	Y			Y	
		AXYS MLA-017	MLA-017	Y	Y	Y		Y							Y	Y	Y				Y		Y							Y							Y	
	Total HpCDD	EPA 1613	MLA-017											Y	Y						Y							Y	Y						Y	Y	
		EPA 8290	MLA-017					Y		Y		Y			Y		Y		Y	Y	Y									Y				Y			Y	
		AXYS MLA-017	MLA-017					Y							Y		Y				Y									Y							Y	
	Total HpCDF	EPA 1613	MLA-017											Y	Y						Y							Y	Y						Y	Y	
		EPA 8290	MLA-017					Y		Y		Y			Y		Y		Y	Y	Y									Y				Y			Y	
		AXYS MLA-017	MLA-017					Y							Y		Y				Y									Y							Y	
	Total HxCDD	EPA 1613	MLA-017											Y	Y						Y							Y	Y						Y	Y	
		EPA 8290	MLA-017					Y		Y		Y			Y		Y		Y	Y	Y									Y				Y			Y	
		AXYS MLA-017	MLA-017					Y							Y		Y				Y									Y							Y	
	Total HxCDF	EPA 1613	MLA-017											Y	Y						Y							Y	Y						Y	Y	
		EPA 8290	MLA-017					Y		Y		Y			Y		Y		Y	Y	Y									Y				Y			Y	
		AXYS MLA-017	MLA-017					Y							Y		Y				Y									Y							Y	
	Total PeCDD	EPA 1613	MLA-017											Y	Y						Y							Y	Y						Y	Y	
		EPA 8290	MLA-017					Y		Y		Y			Y		Y		Y	Y	Y									Y				Y			Y	
		AXYS MLA-017	MLA-017					Y							Y		Y				Y									Y							Y	
	Total PeCDF	EPA 1613	MLA-017											Y	Y						Y							Y	Y						Y	Y	
		EPA 8290	MLA-017					Y		Y		Y			Y		Y		Y	Y	Y									Y				Y			Y	
		AXYS MLA-017	MLA-017					Y							Y		Y				Y									Y							Y	
	Total TCDD	EPA 1613	MLA-017											Y	Y						Y							Y	Y						Y	Y	
		EPA 8290	MLA-017					Y		Y		Y			Y		Y		Y	Y	Y									Y				Y			Y	
		AXYS MLA-017	MLA-017					Y							Y		Y				Y									Y							Y	
	Total TCDF	EPA 1613	MLA-017											Y	Y						Y							Y	Y						Y	Y	
		EPA 8290	MLA-017					Y		Y		Y			Y		Y		Y	Y	Y									Y				Y			Y	
		AXYS MLA-017	MLA-017					Y							Y		Y				Y									Y							Y	
PFC	Perfluorobutanesulfonate (PFBS)	AXYS MLA-041	MLA-041			Y		Y	Y	Y					Y																						
		AXYS MLA-042	MLA-042		Y																																
		AXYS MLA-043	MLA-043													Y	Y	Y	Y		Y																
		AXYS MLA-060	MLA-060																				Y	Y	Y	Y	Y			Y	Y	Y					Y	
	Perfluorobutanoate (PFBA)	AXYS MLA-041	MLA-041			Y		Y	Y	Y					Y																						
		AXYS MLA-042	MLA-042		Y																																
		AXYS MLA-043	MLA-043													Y	Y	Y	Y		Y																
		AXYS MLA-060	MLA-060																				Y	Y	Y	Y	Y			Y	Y	Y					Y	
	Perfluorodecanoate (PFDA)	AXYS MLA-041	MLA-041			Y		Y	Y	Y					Y																						
		AXYS MLA-042	MLA-042		Y																																
		AXYS MLA-043	MLA-043													Y	Y	Y	Y		Y																
		AXYS MLA-060	MLA-060																				Y	Y	Y	Y	Y			Y	Y	Y					Y	
	Perfluorododecanoate (PFDoA)	AXYS MLA-041	MLA-041			Y		Y	Y	Y					Y																						
		AXYS MLA-042	MLA-042		Y																																
		AXYS MLA-043	MLA-043													Y	Y	Y	Y		Y																

Accreditation Scope

AXYS Analytical Services Ltd.
file ref.: ACC-101 Rev.23

Compound Class	Compound	Accredited Method ID	AXYS Method ID	Pulp	Serum	Solids									Tissue						Urine	Water	Water, Drinking				Water, Non-Potable								
				CALA	CALA	CALA	California DPH	Florida DOH	Minnesota DOH	New Jersey DEP	New York DOH	Virginia DGS	Washington DE	Maine DOH	ANAB	CALA	Florida DOH	Minnesota DOH	New Jersey DEP	Virginia DGS	ANAB	CALA	CALA	Florida DOH	Minnesota DOH	New Jersey DEP	ANAB	California DPH	Florida DOH	Minnesota DOH	New Jersey DEP	New York DOH	Virginia DGS	Washington DE*	Maine DOH	ANAB	Pennsylvania DEP
		AXYS MLA-060	MLA-060																			Y	Y	Y	Y	Y										
	Perfluoroheptanoate (PFHpA)	AXYS MLA-041	MLA-041			Y		Y	Y	Y				Y																						
		AXYS MLA-042	MLA-042		Y																															
		AXYS MLA-043	MLA-043												Y	Y	Y	Y		Y																
		AXYS MLA-060	MLA-060																			Y	Y	Y	Y	Y		Y	Y	Y						Y
	Perfluorohexanesulfonate (PFHxS)	AXYS MLA-041	MLA-041			Y		Y	Y	Y				Y																						
		AXYS MLA-042	MLA-042		Y																															
		AXYS MLA-043	MLA-043												Y	Y	Y	Y		Y																
		AXYS MLA-060	MLA-060																			Y	Y	Y	Y	Y		Y	Y	Y						Y
	Perfluorohexanoate (PFHxA)	AXYS MLA-041	MLA-041			Y		Y	Y	Y				Y																						
		AXYS MLA-042	MLA-042		Y																															
		AXYS MLA-043	MLA-043												Y	Y	Y	Y		Y																
		AXYS MLA-060	MLA-060																			Y	Y	Y	Y	Y		Y	Y	Y						Y
	Perfluorononanoate (PFNA)	AXYS MLA-041	MLA-041			Y		Y	Y	Y				Y																						
		AXYS MLA-042	MLA-042		Y																															
		AXYS MLA-043	MLA-043												Y	Y	Y	Y		Y																
		AXYS MLA-060	MLA-060																			Y	Y	Y	Y	Y		Y	Y	Y						Y
	Perfluorooctane sulfonamide (PFOSA)	AXYS MLA-041	MLA-041			Y		Y	Y	Y				Y																						
		AXYS MLA-042	MLA-042		Y																															
		AXYS MLA-043	MLA-043												Y	Y	Y	Y		Y																
		AXYS MLA-060	MLA-060																			Y	Y	Y	Y	Y		Y	Y	Y						Y
	Perfluorooctanesulfonate (PFOS)	AXYS MLA-041	MLA-041			Y		Y	Y	Y				Y																						
		AXYS MLA-042	MLA-042		Y																															
		AXYS MLA-043	MLA-043												Y	Y	Y	Y		Y																
		AXYS MLA-060	MLA-060																			Y	Y	Y	Y	Y		Y	Y	Y						Y
	Perfluorooctanoate (PFOA)	AXYS MLA-041	MLA-041			Y		Y	Y	Y				Y																						
		AXYS MLA-042	MLA-042		Y																															
		AXYS MLA-043	MLA-043												Y	Y	Y	Y		Y																
		AXYS MLA-060	MLA-060																			Y	Y	Y	Y	Y		Y	Y	Y						Y
	Perfluoropentanoate (PFPeA)	AXYS MLA-041	MLA-041			Y		Y	Y	Y				Y																						
		AXYS MLA-042	MLA-042		Y																															
		AXYS MLA-043	MLA-043												Y	Y	Y	Y		Y																
		AXYS MLA-060	MLA-060																			Y	Y	Y	Y	Y		Y	Y	Y						Y
	Perfluoroundecanoate (PFUnA)	AXYS MLA-041	MLA-041			Y		Y	Y	Y				Y																						
		AXYS MLA-042	MLA-042		Y																															
		AXYS MLA-043	MLA-043												Y	Y	Y	Y		Y																
		AXYS MLA-060	MLA-060																			Y	Y	Y	Y	Y		Y	Y	Y						Y
PPCP	1,7-Dimethylxanthine	EPA 1694	MLA-075											Y																				Y		
		AXYS MLA-075	MLA-075			Y																	Y													
	10-hydroxy-amitriptyline	AXYS MLA-075	MLA-075			Y																	Y													
	2-hydroxy-ibuprofen	AXYS MLA-075	MLA-075			Y																	Y													
	4-Epianhydrochlortetracycline (EACTC)	EPA 1694	MLA-075											Y																				Y		
		AXYS MLA-075	MLA-075			Y																	Y													
	4-Epianhydrotetracycline (EATC)	EPA 1694	MLA-075											Y																				Y		
		AXYS MLA-075	MLA-075			Y																	Y													
	4-Epichlortetracycline (ECTC)	EPA 1694	MLA-075											Y																				Y		
		AXYS MLA-075	MLA-075			Y																	Y													
	4-Epioxytetracycline (EOTC)	EPA 1694	MLA-075											Y																				Y		
		AXYS MLA-075	MLA-075			Y																	Y													
	4-Epitetracycline (ETC)	EPA 1694	MLA-075											Y																				Y		

Accreditation Scope

AXYS Analytical Services Ltd.
file ref.: ACC-101 Rev.23

Compound Class	Compound	Accredited Method ID	AXYS Method ID	Pulp	Serum	Solids									Tissue						Urine	Water	Water, Drinking				Water, Non-Potable								
				CALA	CALA	CALA	California DPH	Florida DOH	Minnesota DOH	New Jersey DEP	New York DOH	Virginia DGS	Washington DE	Maine DOH	ANAB	CALA	Florida DOH	Minnesota DOH	New Jersey DEP	Virginia DGS	ANAB	CALA	CALA	Florida DOH	Minnesota DOH	New Jersey DEP	ANAB	California DPH	Florida DOH	Minnesota DOH	New Jersey DEP	New York DOH	Virginia DGS	Washington DE*	Maine DOH	ANAB	Pennsylvania DEP
		AXYS MLA-075	MLA-075			Y																Y													
	Acetaminophen	EPA 1694	MLA-075											Y																				Y	
		AXYS MLA-075	MLA-075			Y																Y													
	Albuterol	EPA 1694	MLA-075											Y																				Y	
		AXYS MLA-075	MLA-075			Y																Y													
	Alprazolam	AXYS MLA-075	MLA-075			Y																Y													
	Amitriptyline	AXYS MLA-075	MLA-075			Y																Y													
	Amlodipine	AXYS MLA-075	MLA-075			Y																Y													
	Amphetamine	AXYS MLA-075	MLA-075			Y																Y													
	Anhydrochlortetracycline (ACTC)	EPA 1694	MLA-075											Y																				Y	
		AXYS MLA-075	MLA-075			Y																Y													
	Anhydrotetracycline (ATC)	EPA 1694	MLA-075											Y																				Y	
		AXYS MLA-075	MLA-075			Y																Y													
	Atenolol	AXYS MLA-075	MLA-075			Y																Y													
	Atorvastatin	AXYS MLA-075	MLA-075			Y																Y													
	Azithromycin	EPA 1694	MLA-075											Y																				Y	
		AXYS MLA-075	MLA-075			Y																Y													
	Benzoylecgonine	AXYS MLA-075	MLA-075			Y																Y													
	Benztropine	AXYS MLA-075	MLA-075			Y																Y													
	Betamethasone	AXYS MLA-075	MLA-075			Y																Y													
	Bisphenol A	EPA 1694	MLA-075											Y																				Y	
		AXYS MLA-075	MLA-075			Y																Y													
	Caffeine	EPA 1694	MLA-075											Y																				Y	
		AXYS MLA-075	MLA-075			Y																Y													
	Carbadox	EPA 1694	MLA-075											Y																				Y	
		AXYS MLA-075	MLA-075			Y																Y													
	Carbamazepine	EPA 1694	MLA-075											Y																				Y	
		AXYS MLA-075	MLA-075			Y																Y													
	Cefotaxime	EPA 1694	MLA-075											Y																				Y	
		AXYS MLA-075	MLA-075			Y																Y													
	Chlortetracycline (CTC)	EPA 1694	MLA-075											Y																				Y	
		AXYS MLA-075	MLA-075			Y																Y													
	Cimetidine	EPA 1694	MLA-075											Y																				Y	
		AXYS MLA-075	MLA-075			Y																Y													
	Ciprofloxacin	EPA 1694	MLA-075											Y																				Y	
		AXYS MLA-075	MLA-075			Y																Y													
	Clarithromycin	EPA 1694	MLA-075											Y																				Y	
		AXYS MLA-075	MLA-075			Y																Y													
	Clinafloxacin	EPA 1694	MLA-075											Y																				Y	
		AXYS MLA-075	MLA-075			Y																Y													
	Clonidine	AXYS MLA-075	MLA-075			Y																Y													
	Cloxacillin	EPA 1694	MLA-075											Y																				Y	
		AXYS MLA-075	MLA-075			Y																Y													
	Cocaine	AXYS MLA-075	MLA-075			Y																Y													
	Codeine	EPA 1694	MLA-075											Y																				Y	
		AXYS MLA-075	MLA-075			Y																Y													
	Cotinine	EPA 1694	MLA-075											Y																				Y	
		AXYS MLA-075	MLA-075			Y																Y													
	DEET (N,N-diethyl-m-toluamide)	AXYS MLA-075	MLA-075			Y																Y													
	Dehydronifedipine	EPA 1694	MLA-075											Y																				Y	

Accreditation Scope

AXYS Analytical Services Ltd.
file ref.: ACC-101 Rev.23

Compound Class	Compound	Accredited Method ID	AXYS Method ID	Pulp		Serum		Solids										Tissue						Urine		Water		Water, Drinking				Water, Non-Potable									
				CALA		CALA		CALA	California DPH	Florida DOH	Minnesota DOH	New Jersey DEP	New York DOH	Virginia DGS	Washington DE	Maine DOH	ANAB	CALA	Florida DOH	Minnesota DOH	New Jersey DEP	Virginia DGS	ANAB	CALA		CALA		Florida DOH	Minnesota DOH	New Jersey DEP	ANAB	California DPH	Florida DOH	Minnesota DOH	New Jersey DEP	New York DOH	Virginia DGS	Washington DE*	Maine DOH	ANAB	Pennsylvania DEP
		AXYS MLA-075	MLA-075					Y																		Y															
	Demeclocycline	EPA 1694	MLA-075													Y																							Y		
		AXYS MLA-075	MLA-075					Y																		Y															
	Desmethyldiltiazem	AXYS MLA-075	MLA-075					Y																		Y															
	Diazepam	AXYS MLA-075	MLA-075					Y																		Y															
	Digoxigenin	EPA 1694	MLA-075													Y																							Y		
		AXYS MLA-075	MLA-075					Y																		Y															
	Digoxin	EPA 1694	MLA-075													Y																							Y		
		AXYS MLA-075	MLA-075					Y																		Y															
	Diltiazem	EPA 1694	MLA-075													Y																							Y		
		AXYS MLA-075	MLA-075					Y																		Y															
	Diphenhydramine	EPA 1694	MLA-075													Y																							Y		
		AXYS MLA-075	MLA-075					Y																		Y															
	Doxycycline	EPA 1694	MLA-075													Y																							Y		
		AXYS MLA-075	MLA-075					Y																		Y															
	Enalapril	EPA 1694	MLA-075													Y																							Y		
		AXYS MLA-075	MLA-075					Y																		Y															
	Enrofloxacin	EPA 1694	MLA-075													Y																							Y		
		AXYS MLA-075	MLA-075					Y																		Y															
	Erythromycin	AXYS MLA-075	MLA-075					Y																		Y															
	Erythromycin anydrate	EPA 1694	MLA-075													Y																							Y		
	Flumequine	EPA 1694	MLA-075													Y																							Y		
		AXYS MLA-075	MLA-075					Y																		Y															
	Fluocinonide	AXYS MLA-075	MLA-075					Y																		Y															
	Fluoxetine	EPA 1694	MLA-075													Y																							Y		
		AXYS MLA-075	MLA-075					Y																		Y															
	Fluticasone propionate	AXYS MLA-075	MLA-075					Y																		Y															
	Furosemide	AXYS MLA-075	MLA-075					Y																		Y															
	Gemfibrozil	EPA 1694	MLA-075													Y																							Y		
		AXYS MLA-075	MLA-075					Y																		Y															
	Glipizide	AXYS MLA-075	MLA-075					Y																		Y															
	Glyburide	AXYS MLA-075	MLA-075					Y																		Y															
	Hydrochlorothiazide	AXYS MLA-075	MLA-075					Y																		Y															
	Hydrocodone	AXYS MLA-075	MLA-075					Y																		Y															
	Hydrocortisone	AXYS MLA-075	MLA-075					Y																		Y															
	Ibuprofen	EPA 1694	MLA-075													Y																							Y		
		AXYS MLA-075	MLA-075					Y																		Y															
	Isochlortetracycline (ICTC)	EPA 1694	MLA-075													Y																							Y		
		AXYS MLA-075	MLA-075					Y																		Y															
	Lincomycin	EPA 1694	MLA-075													Y																							Y		
		AXYS MLA-075	MLA-075					Y																		Y															
	Lomefloxacin	EPA 1694	MLA-075													Y																							Y		
		AXYS MLA-075	MLA-075					Y																		Y															
	Meprobamate	AXYS MLA-075	MLA-075					Y																		Y															
	Metformin	EPA 1694	MLA-075													Y																							Y		
		AXYS MLA-075	MLA-075					Y																		Y															
	Methylprednisolone	AXYS MLA-075	MLA-075					Y																		Y															
	Metoprolol	AXYS MLA-075	MLA-075					Y																		Y															
	Miconazole	EPA 1694	MLA-075													Y																							Y		
		AXYS MLA-075	MLA-075					Y																		Y															

Accreditation Scope

AXYS Analytical Services Ltd.
file ref.: ACC-101 Rev.23

Compound Class	Compound	Accredited Method ID	AXYS Method ID	Pulp		Serum		Solids										Tissue						Urine		Water		Water, Drinking				Water, Non-Potable								
				CALA		CALA		CALA	California DPH	Florida DOH	Minnesota DOH	New Jersey DEP	New York DOH	Virginia DGS	Washington DE	Maine DOH	ANAB	CALA	Florida DOH	Minnesota DOH	New Jersey DEP	Virginia DGS	ANAB	CALA		CALA		Florida DOH	Minnesota DOH	New Jersey DEP	ANAB	California DPH	Florida DOH	Minnesota DOH	New Jersey DEP	New York DOH	Virginia DGS	Washington DE*	Maine DOH	ANAB	Pennsylvania DEP
	Minocycline	EPA 1694	MLA-075													Y																						Y		
		AXYS MLA-075	MLA-075					Y																		Y														
	Naproxen	EPA 1694	MLA-075													Y																						Y		
		AXYS MLA-075	MLA-075					Y																		Y														
	Norfloxacin	EPA 1694	MLA-075													Y																						Y		
		AXYS MLA-075	MLA-075					Y																		Y														
	Norfluoxetine	AXYS MLA-075	MLA-075					Y																		Y														
	Norgestimate	EPA 1694	MLA-075													Y																						Y		
		AXYS MLA-075	MLA-075					Y																		Y														
	Norverapamil	AXYS MLA-075	MLA-075					Y																		Y														
	Ofloxacin	EPA 1694	MLA-075													Y																						Y		
		AXYS MLA-075	MLA-075					Y																		Y														
	Ormetoprim	EPA 1694	MLA-075													Y																						Y		
		AXYS MLA-075	MLA-075					Y																		Y														
	Oxacillin	EPA 1694	MLA-075													Y																						Y		
		AXYS MLA-075	MLA-075					Y																		Y														
	Oxolinic acid	EPA 1694	MLA-075													Y																						Y		
		AXYS MLA-075	MLA-075					Y																		Y														
	Oxycodone	EPA 1694	MLA-075													Y																						Y		
		AXYS MLA-075	MLA-075					Y																		Y														
	Oxytetracycline (OTC)	EPA 1694	MLA-075													Y																						Y		
		AXYS MLA-075	MLA-075					Y																		Y														
	Paroxetine	EPA 1694	MLA-075													Y																						Y		
		AXYS MLA-075	MLA-075					Y																		Y														
	Penicillin G	EPA 1694	MLA-075													Y																						Y		
		AXYS MLA-075	MLA-075					Y																		Y														
	Penicillin V	EPA 1694	MLA-075													Y																						Y		
		AXYS MLA-075	MLA-075					Y																		Y														
	Prednisolone	AXYS MLA-075	MLA-075					Y																		Y														
	Prednisone	AXYS MLA-075	MLA-075					Y																		Y														
	Promethazine	AXYS MLA-075	MLA-075					Y																		Y														
	Propoxyphene	AXYS MLA-075	MLA-075					Y																		Y														
	Propranolol	AXYS MLA-075	MLA-075					Y																		Y														
	Ranitidine	EPA 1694	MLA-075													Y																						Y		
		AXYS MLA-075	MLA-075					Y																		Y														
	Roxithromycin	EPA 1694	MLA-075													Y																						Y		
		AXYS MLA-075	MLA-075					Y																		Y														
	Sarafloxacin	EPA 1694	MLA-075													Y																						Y		
		AXYS MLA-075	MLA-075					Y																		Y														
	Sertraline	AXYS MLA-075	MLA-075					Y																		Y														
	Simvastatin	AXYS MLA-075	MLA-075					Y																		Y														
	Sulfachloropyridazine	EPA 1694	MLA-075													Y																						Y		
		AXYS MLA-075	MLA-075					Y																		Y														
	Sulfadiazine	EPA 1694	MLA-075													Y																						Y		
		AXYS MLA-075	MLA-075					Y																		Y														
	Sulfadimethoxine	EPA 1694	MLA-075													Y																						Y		
		AXYS MLA-075	MLA-075					Y																		Y														
	Sulfamerazine	EPA 1694	MLA-075													Y																						Y		
		AXYS MLA-075	MLA-075					Y																		Y														
	Sulfamethazine	EPA 1694	MLA-075													Y																						Y		

Accreditation Scope

AXYS Analytical Services Ltd.
file ref.: ACC-101 Rev.23

Compound Class	Compound	Accredited Method ID	AXYS Method ID	Pulp	Serum	Solids									Tissue							Urine	Water	Water, Drinking				Water, Non-Potable								
				CALA	CALA	CALA	California DPH	Florida DOH	Minnesota DOH	New Jersey DEP	New York DOH	Virginia DGS	Washington DE	Maine DOH	ANAB	CALA	Florida DOH	Minnesota DOH	New Jersey DEP	Virginia DGS	ANAB	CALA	CALA	Florida DOH	Minnesota DOH	New Jersey DEP	ANAB	California DPH	Florida DOH	Minnesota DOH	New Jersey DEP	New York DOH	Virginia DGS	Washington DE*	Maine DOH	ANAB	Pennsylvania DEP
		AXYS MLA-075	MLA-075			Y																	Y													
	Sulfamethizole	EPA 1694	MLA-075											Y																					Y		
		AXYS MLA-075	MLA-075			Y																	Y													
	Sulfamethoxazole	EPA 1694	MLA-075											Y																					Y		
		AXYS MLA-075	MLA-075			Y																	Y													
	Sulfanilamide	EPA 1694	MLA-075											Y																					Y		
		AXYS MLA-075	MLA-075			Y																	Y													
	Sulfathiazole	EPA 1694	MLA-075											Y																					Y		
		AXYS MLA-075	MLA-075			Y																	Y													
	Tetracycline (TC)	EPA 1694	MLA-075											Y																					Y		
		AXYS MLA-075	MLA-075			Y																	Y													
	Theophylline	AXYS MLA-075	MLA-075			Y																	Y													
	Thiabendazole	EPA 1694	MLA-075											Y																					Y		
		AXYS MLA-075	MLA-075			Y																	Y													
	Trenbolone	AXYS MLA-075	MLA-075			Y																	Y													
	Trenbolone acetate	AXYS MLA-075	MLA-075			Y																	Y													
	Triamterene	AXYS MLA-075	MLA-075			Y																	Y													
	Triclocarban	EPA 1694	MLA-075											Y																					Y		
		AXYS MLA-075	MLA-075			Y																	Y													
	Triclosan	EPA 1694	MLA-075											Y																					Y		
		AXYS MLA-075	MLA-075			Y																	Y													
	Trimethoprim	EPA 1694	MLA-075											Y																					Y		
		AXYS MLA-075	MLA-075			Y																	Y													
	Tylosin	EPA 1694	MLA-075											Y																					Y		
		AXYS MLA-075	MLA-075			Y																	Y													
	Valsartan	AXYS MLA-075	MLA-075			Y																	Y													
	Verapamil	AXYS MLA-075	MLA-075			Y																	Y													
	Virginiamycin	EPA 1694	MLA-075											Y																					Y		
		AXYS MLA-075	MLA-075			Y																	Y													
	Warfarin	EPA 1694	MLA-075											Y																					Y		
		AXYS MLA-075	MLA-075			Y																	Y													
Targeted Metabolites	11, 14, 17-eicosatrienoic acid (eicosatrienoic acid)	AXYS MLM-001	MLM-001												Y																					
	11, 14-eicosadienoic acid	AXYS MLM-001	MLM-001												Y																					
	3-hydroxytyrosine	AXYS MLM-001	MLM-001												Y																					
	Acetylcarnitine	AXYS MLM-001	MLM-001												Y																					
	Acetylornithine	AXYS MLM-001	MLM-001												Y																					
	Alanine	AXYS MLM-001	MLM-001												Y																					
	alpha-Aminoadipic acid	AXYS MLM-001	MLM-001												Y																					
	Arginine	AXYS MLM-001	MLM-001												Y																					
	Asparagine	AXYS MLM-001	MLM-001												Y																					
	Aspartate	AXYS MLM-001	MLM-001												Y																					
	Asymmetric dimethylarginine	AXYS MLM-001	MLM-001												Y																					
	Butenylcarnitine	AXYS MLM-001	MLM-001												Y																					
	Butyrylcarnitine	AXYS MLM-001	MLM-001												Y																					
	C22:5 ISOMER 1 (tentatively all-cis-4, 8, 12, 15, 19-docosapentaenoic acid)	AXYS MLM-001	MLM-001												Y																					
	C22:5 ISOMER 2 (all-cis-7,10,13,16,19-docosapentaenoic acid (DPA)	AXYS MLM-001	MLM-001												Y																					
	C22:5 ISOMER 3 (tentatively all-cis-4, 7, 10, 13, 16-docosapentaenoic acid)	AXYS MLM-001	MLM-001												Y																					
	Carnitine	AXYS MLM-001	MLM-001												Y																					
	Carnosine	AXYS MLM-001	MLM-001												Y																					
	chenodeoxycholic acid	AXYS MLM-001	MLM-001												Y																					

Accreditation Scope

AXYS Analytical Services Ltd.
file ref.: ACC-101 Rev.23

Compound Class	Compound	Accredited Method ID	AXYS Method ID	Pulp: CALA	Serum: CALA	Solids: CALA	Solids: California DPH	Solids: Florida DOH	Solids: Minnesota DOH	Solids: New Jersey DEP	Solids: New York DOH	Solids: Virginia DGS	Solids: Washington DE	Solids: Maine DOH	Solids: ANAB	Tissue: CALA	Tissue: Florida DOH	Tissue: Minnesota DOH	Tissue: New Jersey DEP	Tissue: Virginia DGS	Tissue: ANAB	Urine: CALA	Water: CALA	Water, Drinking: Florida DOH	Water, Drinking: Minnesota DOH	Water, Drinking: New Jersey DEP	Water, Drinking: ANAB	Water, Non-Potable: California DPH	Water, Non-Potable: Florida DOH	Water, Non-Potable: Minnesota DOH	Water, Non-Potable: New Jersey DEP	Water, Non-Potable: New York DOH	Water, Non-Potable: Virginia DGS	Water, Non-Potable: Washington DE*	Water, Non-Potable: Maine DOH	Water, Non-Potable: ANAB	Water, Non-Potable: Pennsylvania DEP
	cholic acid	AXYS MLM-001	MLM-001													Y																				
	Citrulline	AXYS MLM-001	MLM-001													Y																				
	Creatinine	AXYS MLM-001	MLM-001													Y																				
	Decadienylcarnitine	AXYS MLM-001	MLM-001													Y																				
	decanoic acid (capric acid)	AXYS MLM-001	MLM-001													Y																				
	Decanoylcarnitine	AXYS MLM-001	MLM-001													Y																				
	Decenoylcarnitine	AXYS MLM-001	MLM-001													Y																				
	deoxycholic acid	AXYS MLM-001	MLM-001													Y																				
	docosahexaenoic acid (DHA)	AXYS MLM-001	MLM-001													Y																				
	docosatetraenoic acid (adrenic acid)	AXYS MLM-001	MLM-001													Y																				
	Dodecanedioylcarnitine	AXYS MLM-001	MLM-001													Y																				
	Dodecanoylcarnitine	AXYS MLM-001	MLM-001													Y																				
	Dodecenoylcarnitine	AXYS MLM-001	MLM-001													Y																				
	Dopamine	AXYS MLM-001	MLM-001													Y																				
	eicosapentaenoic acid (EPA)	AXYS MLM-001	MLM-001													Y																				
	Eicosatetraenoic acid (arachidonic acid)	AXYS MLM-001	MLM-001													Y																				
	eicosatrienoic acid (dihomo-γ-linolenic acid)	AXYS MLM-001	MLM-001													Y																				
	Glutaconylcarnitine	AXYS MLM-001	MLM-001													Y																				
	Glutamate	AXYS MLM-001	MLM-001													Y																				
	Glutamine	AXYS MLM-001	MLM-001													Y																				
	Glutarylcarnitine (Hydroxyhexanoylcarnitine)	AXYS MLM-001	MLM-001													Y																				
	Glycine	AXYS MLM-001	MLM-001													Y																				
	glycochenodeoxycholic acid	AXYS MLM-001	MLM-001													Y																				
	glycocholic acid	AXYS MLM-001	MLM-001													Y																				
	glycodeoxycholic acid	AXYS MLM-001	MLM-001													Y																				
	Hexadecadienylcarnitine	AXYS MLM-001	MLM-001													Y																				
	hexadecanoic acid (palmitic acid)	AXYS MLM-001	MLM-001													Y																				
	Hexadecanoylcarnitine	AXYS MLM-001	MLM-001													Y																				
	hexadecenoic acid (palmitoleic acid)	AXYS MLM-001	MLM-001													Y																				
	Hexadecenoylcarnitine	AXYS MLM-001	MLM-001													Y																				
	Hexanoylcarnitine (Fumarylcarnitine)	AXYS MLM-001	MLM-001													Y																				
	Hexenoylcarnitine	AXYS MLM-001	MLM-001													Y																				
	Hexose (sum isomers)	AXYS MLM-001	MLM-001													Y																				
	Histamine	AXYS MLM-001	MLM-001													Y																				
	Histidine	AXYS MLM-001	MLM-001													Y																				
	Hydroxyhexadecadienylcarnitine	AXYS MLM-001	MLM-001													Y																				
	Hydroxyhexadecanoylcarnitine	AXYS MLM-001	MLM-001													Y																				
	Hydroxyhexadecenoylcarnitine	AXYS MLM-001	MLM-001													Y																				
	Hydroxylbutyrylcarnitine	AXYS MLM-001	MLM-001													Y																				
	Hydroxyoctadecenoylcarnitine	AXYS MLM-001	MLM-001													Y																				
	Hydroxyproline	AXYS MLM-001	MLM-001													Y																				
	Hydroxypropionylcarnitine	AXYS MLM-001	MLM-001													Y																				
	Hydroxysphingomyeline C14:1	AXYS MLM-001	MLM-001													Y																				
	Hydroxysphingomyeline C16:1	AXYS MLM-001	MLM-001													Y																				
	Hydroxysphingomyeline C22:1	AXYS MLM-001	MLM-001													Y																				
	Hydroxysphingomyeline C22:2	AXYS MLM-001	MLM-001													Y																				
	Hydroxysphingomyeline C24:1	AXYS MLM-001	MLM-001													Y																				
	Hydroxytetradecadienylcarnitine	AXYS MLM-001	MLM-001													Y																				
	Hydroxytetradecenoylcarnitine	AXYS MLM-001	MLM-001													Y																				
	Hydroxyvalerylcarnitine (Methylmalonylcarnitine)	AXYS MLM-001	MLM-001													Y																				

Accreditation Scope

AXYS Analytical Services Ltd.
file ref.: ACC-101 Rev.23

Compound Class	Compound	Accredited Method ID	AXYS Method ID	Pulp: CALA	Serum: CALA	Solids: CALA	Solids: California DPH	Solids: Florida DOH	Solids: Minnesota DOH	Solids: New Jersey DEP	Solids: New York DOH	Solids: Virginia DGS	Solids: Washington DE	Solids: Maine DOH	Solids: ANAB	Tissue: CALA	Tissue: Florida DOH	Tissue: Minnesota DOH	Tissue: New Jersey DEP	Tissue: Virginia DGS	Tissue: ANAB	Urine: CALA	Water: CALA	Water, Drinking: Florida DOH	Water, Drinking: Minnesota DOH	Water, Drinking: New Jersey DEP	Water, Drinking: ANAB	Water, Non-Potable: California DPH	Water, Non-Potable: Florida DOH	Water, Non-Potable: Minnesota DOH	Water, Non-Potable: New Jersey DEP	Water, Non-Potable: New York DOH	Water, Non-Potable: Virginia DGS	Water, Non-Potable: Washington DE*	Water, Non-Potable: Maine DOH	Water, Non-Potable: ANAB	Water, Non-Potable: Pennsylvania DEP
	Isoleucine	AXYS MLM-001	MLM-001													Y																				
	Kynurenine	AXYS MLM-001	MLM-001													Y																				
	Leucine	AXYS MLM-001	MLM-001													Y																				
	lithocholic acid	AXYS MLM-001	MLM-001													Y																				
	Lysine	AXYS MLM-001	MLM-001													Y																				
	lysoPhosphatidylcholine acyl C14:0	AXYS MLM-001	MLM-001													Y																				
	lysoPhosphatidylcholine acyl C16:0	AXYS MLM-001	MLM-001													Y																				
	lysoPhosphatidylcholine acyl C16:1	AXYS MLM-001	MLM-001													Y																				
	lysoPhosphatidylcholine acyl C17:0	AXYS MLM-001	MLM-001													Y																				
	lysoPhosphatidylcholine acyl C18:0	AXYS MLM-001	MLM-001													Y																				
	lysoPhosphatidylcholine acyl C18:1	AXYS MLM-001	MLM-001													Y																				
	lysoPhosphatidylcholine acyl C18:2	AXYS MLM-001	MLM-001													Y																				
	lysoPhosphatidylcholine acyl C20:3	AXYS MLM-001	MLM-001													Y																				
	lysoPhosphatidylcholine acyl C20:4	AXYS MLM-001	MLM-001													Y																				
	lysoPhosphatidylcholine acyl C24:0	AXYS MLM-001	MLM-001													Y																				
	lysoPhosphatidylcholine acyl C26:1	AXYS MLM-001	MLM-001													Y																				
	lysoPhosphatidylcholine acyl C28:0	AXYS MLM-001	MLM-001													Y																				
	lysoPhosphatidylcholine acyl C28:1	AXYS MLM-001	MLM-001													Y																				
	Methionine	AXYS MLM-001	MLM-001													Y																				
	Methioninesulfoxide	AXYS MLM-001	MLM-001													Y																				
	Methylglutarylcarnitine	AXYS MLM-001	MLM-001													Y																				
	Nitrotyrosine	AXYS MLM-001	MLM-001													Y																				
	Nonaylcarnitine	AXYS MLM-001	MLM-001													Y																				
	octadecadienoic acid (linoleic acid)	AXYS MLM-001	MLM-001													Y																				
	Octadecadienylcarnitine	AXYS MLM-001	MLM-001													Y																				
	octadecanoic acid (stearic acid)	AXYS MLM-001	MLM-001													Y																				
	Octadecanoylcarnitine	AXYS MLM-001	MLM-001													Y																				
	octadecatrienoic acid (γ-linolenic acid)	AXYS MLM-001	MLM-001													Y																				
	Octadecenoylcarnitine	AXYS MLM-001	MLM-001													Y																				
	Octanoylcarnitine	AXYS MLM-001	MLM-001													Y																				
	Ornithine	AXYS MLM-001	MLM-001													Y																				
	Phenylalanine	AXYS MLM-001	MLM-001													Y																				
	Phenylethylamine	AXYS MLM-001	MLM-001													Y																				
	Phosphatidylcholine acyl-alkyl C30:0	AXYS MLM-001	MLM-001													Y																				
	Phosphatidylcholine acyl-alkyl C30:1	AXYS MLM-001	MLM-001													Y																				
	Phosphatidylcholine acyl-alkyl C30:2	AXYS MLM-001	MLM-001													Y																				
	Phosphatidylcholine acyl-alkyl C32:1	AXYS MLM-001	MLM-001													Y																				
	Phosphatidylcholine acyl-alkyl C32:2	AXYS MLM-001	MLM-001													Y																				
	Phosphatidylcholine acyl-alkyl C34:0	AXYS MLM-001	MLM-001													Y																				
	Phosphatidylcholine acyl-alkyl C34:1	AXYS MLM-001	MLM-001													Y																				
	Phosphatidylcholine acyl-alkyl C34:2	AXYS MLM-001	MLM-001													Y																				
	Phosphatidylcholine acyl-alkyl C34:3	AXYS MLM-001	MLM-001													Y																				
	Phosphatidylcholine acyl-alkyl C36:0	AXYS MLM-001	MLM-001													Y																				
	Phosphatidylcholine acyl-alkyl C36:1	AXYS MLM-001	MLM-001													Y																				
	Phosphatidylcholine acyl-alkyl C36:2	AXYS MLM-001	MLM-001													Y																				
	Phosphatidylcholine acyl-alkyl C36:3	AXYS MLM-001	MLM-001													Y																				
	Phosphatidylcholine acyl-alkyl C36:4	AXYS MLM-001	MLM-001													Y																				
	Phosphatidylcholine acyl-alkyl C36:5	AXYS MLM-001	MLM-001													Y																				
	Phosphatidylcholine acyl-alkyl C38:0	AXYS MLM-001	MLM-001													Y																				
	Phosphatidylcholine acyl-alkyl C38:1	AXYS MLM-001	MLM-001													Y																				
	Phosphatidylcholine acyl-alkyl C38:2	AXYS MLM-001	MLM-001													Y																				
	Phosphatidylcholine acyl-alkyl C38:3	AXYS MLM-001	MLM-001													Y																				
	Phosphatidylcholine acyl-alkyl C38:5	AXYS MLM-001	MLM-001													Y																				
	Phosphatidylcholine acyl-alkyl C38:6	AXYS MLM-001	MLM-001													Y																				
	Phosphatidylcholine acyl-alkyl C40:1	AXYS MLM-001	MLM-001													Y																				
	Phosphatidylcholine acyl-alkyl C40:2	AXYS MLM-001	MLM-001													Y																				
	Phosphatidylcholine acyl-alkyl C40:3	AXYS MLM-001	MLM-001													Y																				

Accreditation Scope

AXYS Analytical Services Ltd.
file ref.: ACC-101 Rev.23

Compound Class	Compound	Accredited Method ID	AXYS Method ID	Pulp: CALA	Serum: CALA	Solids: CALA	Solids: California DPH	Solids: Florida DOH	Solids: Minnesota DOH	Solids: New Jersey DEP	Solids: New York DOH	Solids: Virginia DGS	Solids: Washington DE	Solids: Maine DOH	Solids: ANAB	Tissue: CALA	Tissue: Florida DOH	Tissue: Minnesota DOH	Tissue: New Jersey DEP	Tissue: Virginia DGS	Tissue: ANAB	Urine: CALA	Water: CALA	Water, Drinking: Florida DOH	Water, Drinking: Minnesota DOH	Water, Drinking: New Jersey DEP	Water, Drinking: ANAB	Water, Non-Potable: California DPH	Water, Non-Potable: Florida DOH	Water, Non-Potable: Minnesota DOH	Water, Non-Potable: New Jersey DEP	Water, Non-Potable: New York DOH	Water, Non-Potable: Virginia DGS	Water, Non-Potable: Washington DE*	Water, Non-Potable: Maine DOH	Water, Non-Potable: ANAB	Water, Non-Potable: Pennsylvania DEP
	Phosphatidylcholine acyl-alkyl C40:4	AXYS MLM-001	MLM-001													Y																				
	Phosphatidylcholine acyl-alkyl C40:5	AXYS MLM-001	MLM-001													Y																				
	Phosphatidylcholine acyl-alkyl C40:6	AXYS MLM-001	MLM-001													Y																				
	Phosphatidylcholine acyl-alkyl C42:0	AXYS MLM-001	MLM-001													Y																				
	Phosphatidylcholine acyl-alkyl C42:1	AXYS MLM-001	MLM-001													Y																				
	Phosphatidylcholine acyl-alkyl C42:2	AXYS MLM-001	MLM-001													Y																				
	Phosphatidylcholine acyl-alkyl C42:3	AXYS MLM-001	MLM-001													Y																				
	Phosphatidylcholine acyl-alkyl C42:4	AXYS MLM-001	MLM-001													Y																				
	Phosphatidylcholine acyl-alkyl C42:5	AXYS MLM-001	MLM-001													Y																				
	Phosphatidylcholine acyl-alkyl C44:3	AXYS MLM-001	MLM-001													Y																				
	Phosphatidylcholine acyl-alkyl C44:4	AXYS MLM-001	MLM-001													Y																				
	Phosphatidylcholine acyl-alkyl C44:5	AXYS MLM-001	MLM-001													Y																				
	Phosphatidylcholine acyl-alkyl C44:6	AXYS MLM-001	MLM-001													Y																				
	Phosphatidylcholine diacyl C24:0	AXYS MLM-001	MLM-001													Y																				
	Phosphatidylcholine diacyl C26:0	AXYS MLM-001	MLM-001													Y																				
	Phosphatidylcholine diacyl C28:1	AXYS MLM-001	MLM-001													Y																				
	Phosphatidylcholine diacyl C30:0	AXYS MLM-001	MLM-001													Y																				
	Phosphatidylcholine diacyl C30:2	AXYS MLM-001	MLM-001													Y																				
	Phosphatidylcholine diacyl C32:0	AXYS MLM-001	MLM-001													Y																				
	Phosphatidylcholine diacyl C32:1	AXYS MLM-001	MLM-001													Y																				
	Phosphatidylcholine diacyl C32:2	AXYS MLM-001	MLM-001													Y																				
	Phosphatidylcholine diacyl C32:3	AXYS MLM-001	MLM-001													Y																				
	Phosphatidylcholine diacyl C34:1	AXYS MLM-001	MLM-001													Y																				
	Phosphatidylcholine diacyl C34:2	AXYS MLM-001	MLM-001													Y																				
	Phosphatidylcholine diacyl C34:3	AXYS MLM-001	MLM-001													Y																				
	Phosphatidylcholine diacyl C34:4	AXYS MLM-001	MLM-001													Y																				
	Phosphatidylcholine diacyl C36:0	AXYS MLM-001	MLM-001													Y																				
	Phosphatidylcholine diacyl C36:1	AXYS MLM-001	MLM-001													Y																				
	Phosphatidylcholine diacyl C36:2	AXYS MLM-001	MLM-001													Y																				
	Phosphatidylcholine diacyl C36:3	AXYS MLM-001	MLM-001													Y																				
	Phosphatidylcholine diacyl C36:4	AXYS MLM-001	MLM-001													Y																				
	Phosphatidylcholine diacyl C36:5	AXYS MLM-001	MLM-001													Y																				
	Phosphatidylcholine diacyl C36:6	AXYS MLM-001	MLM-001													Y																				
	Phosphatidylcholine diacyl C38:0	AXYS MLM-001	MLM-001													Y																				
	Phosphatidylcholine diacyl C38:1	AXYS MLM-001	MLM-001													Y																				
	Phosphatidylcholine diacyl C38:3	AXYS MLM-001	MLM-001													Y																				
	Phosphatidylcholine diacyl C38:4	AXYS MLM-001	MLM-001													Y																				
	Phosphatidylcholine diacyl C38:5	AXYS MLM-001	MLM-001													Y																				
	Phosphatidylcholine diacyl C38:6	AXYS MLM-001	MLM-001													Y																				
	Phosphatidylcholine diacyl C40:1	AXYS MLM-001	MLM-001													Y																				
	Phosphatidylcholine diacyl C40:2	AXYS MLM-001	MLM-001													Y																				
	Phosphatidylcholine diacyl C40:3	AXYS MLM-001	MLM-001													Y																				
	Phosphatidylcholine diacyl C40:4	AXYS MLM-001	MLM-001													Y																				
	Phosphatidylcholine diacyl C40:5	AXYS MLM-001	MLM-001													Y																				
	Phosphatidylcholine diacyl C40:6	AXYS MLM-001	MLM-001													Y																				
	Phosphatidylcholine diacyl C42:0	AXYS MLM-001	MLM-001													Y																				
	Phosphatidylcholine diacyl C42:1	AXYS MLM-001	MLM-001													Y																				
	Phosphatidylcholine diacyl C42:2	AXYS MLM-001	MLM-001													Y																				
	Phosphatidylcholine diacyl C42:4	AXYS MLM-001	MLM-001													Y																				
	Phosphatidylcholine diacyl C42:5	AXYS MLM-001	MLM-001													Y																				
	Phosphatidylcholine diacyl C42:6	AXYS MLM-001	MLM-001													Y																				
	Pimelylcarnitine	AXYS MLM-001	MLM-001													Y																				
	Proline	AXYS MLM-001	MLM-001													Y																				
	Propenoylcarnitine	AXYS MLM-001	MLM-001													Y																				
	Propionylcarnitine	AXYS MLM-001	MLM-001													Y																				
	Putrescine	AXYS MLM-001	MLM-001													Y																				
	Sarcosine	AXYS MLM-001	MLM-001													Y																				
	Serine	AXYS MLM-001	MLM-001													Y																				

Accreditation Scope

AXYS Analytical Services Ltd.
file ref.: ACC-101 Rev.23

Compound Class	Compound	Accredited Method ID	AXYS Method ID	Pulp: CALA	Serum: CALA	Solids: CALA	Solids: California DPH	Solids: Florida DOH	Solids: Minnesota DOH	Solids: New Jersey DEP	Solids: New York DOH	Solids: Virginia DGS	Solids: Washington DE	Solids: Maine DOH	Solids: ANAB	Tissue: CALA	Tissue: Florida DOH	Tissue: Minnesota DOH	Tissue: New Jersey DEP	Tissue: Virginia DGS	Tissue: ANAB	Urine: CALA	Water: CALA	Water, Drinking: Florida DOH	Water, Drinking: Minnesota DOH	Water, Drinking: New Jersey DEP	Water, Drinking: ANAB	Water, Non-Potable: California DPH	Water, Non-Potable: Florida DOH	Water, Non-Potable: Minnesota DOH	Water, Non-Potable: New Jersey DEP	Water, Non-Potable: New York DOH	Water, Non-Potable: Virginia DGS	Water, Non-Potable: Washington DE*	Water, Non-Potable: Maine DOH	Water, Non-Potable: ANAB	Water, Non-Potable: Pennsylvania DEP
	Serotonin	AXYS MLM-001	MLM-001													Y																				
	Spermidine	AXYS MLM-001	MLM-001													Y																				
	Spermine	AXYS MLM-001	MLM-001													Y																				
	Sphingomyeline C16:0	AXYS MLM-001	MLM-001													Y																				
	Sphingomyeline C16:1	AXYS MLM-001	MLM-001													Y																				
	Sphingomyeline C18:0	AXYS MLM-001	MLM-001													Y																				
	Sphingomyeline C18:1	AXYS MLM-001	MLM-001													Y																				
	Sphingomyeline C20:2	AXYS MLM-001	MLM-001													Y																				
	Sphingomyeline C22:3	AXYS MLM-001	MLM-001													Y																				
	Sphingomyeline C24:0	AXYS MLM-001	MLM-001													Y																				
	Sphingomyeline C24:1	AXYS MLM-001	MLM-001													Y																				
	Sphingomyeline C26:0	AXYS MLM-001	MLM-001													Y																				
	Sphingomyeline C26:1	AXYS MLM-001	MLM-001													Y																				
	Symmetric dimethylarginine	AXYS MLM-001	MLM-001													Y																				
	Taurine	AXYS MLM-001	MLM-001													Y																				
	taurochenodeoxycholic acid	AXYS MLM-001	MLM-001													Y																				
	taurocholic acid	AXYS MLM-001	MLM-001													Y																				
	taurodeoxycholic acid	AXYS MLM-001	MLM-001													Y																				
	taurolithocholic acid	AXYS MLM-001	MLM-001													Y																				
	tauroursodexoycholic acid	AXYS MLM-001	MLM-001													Y																				
	Tetradecadienylcarnitine	AXYS MLM-001	MLM-001													Y																				
	tetradecanoic acid (myristic acid)	AXYS MLM-001	MLM-001													Y																				
	Tetradecanoylcarnitine	AXYS MLM-001	MLM-001													Y																				
	Tetradecenoylcarnitine	AXYS MLM-001	MLM-001													Y																				
	Threonine	AXYS MLM-001	MLM-001													Y																				
	Tiglylcarnitine	AXYS MLM-001	MLM-001													Y																				
	Total dimethylarginine	AXYS MLM-001	MLM-001													Y																				
	Tryptophan	AXYS MLM-001	MLM-001													Y																				
	Tyrosine	AXYS MLM-001	MLM-001													Y																				
	ursodexoycholic acid	AXYS MLM-001	MLM-001													Y																				
	Valerylcarnitine	AXYS MLM-001	MLM-001													Y																				
	Valine	AXYS MLM-001	MLM-001													Y																				
TBBPA	Tetrabromobisphenol A	AXYS MLA-079	MLA-079		Y																															

Note*
Analysis of pesticides and PCBs in non-potable water samples by AXYS method MLA-007, with the exception of NPDES or State permitted discharges and Stormwater applications, may fall within the scope of Washington State Department of Ecology solids matrix accreditation, subject to approval of the Ecology Project Manager.

Legend

BPA and mPE	Bisphenol A and mono-Phthalate Esters
HBCDD	Hexabromocyclododecane
OC Pesticides	Organochlorine Pesticides
PAH	Polycyclic Aromatic Hydrocarbons
PBDPE	Polybrominated diphenylethers
PCB	Polychlorinated Biphenyls
PCDDF	Polychlorinated dibenzodioxins/furans
PFC	Perfluorinated Compounds
PPCP	Pharmaceutical and Personal Care Products
TBBPA	Tetrabromobisphenol A
California DPH	California Department of Public Health, Lab ID 2911
Florida DOH	Florida Department of Health, Lab ID E871007, (NELAC Standard)
Pennsylvania DEP	Pennsylvania Departmnent of Environmental Protection
Minnesota DOH	Minnesota Department of Health, Lab ID 232-999-430, (NELAC Standard)
New Jersey DEP	New Jersey Department of Environmental Protection, Lab ID CANA005, (NELAC Standard)
New York DOH	New York Department of Health, Lab ID 11674, (NELAC Standard)
Washington DE	Washington Department of Ecology, Lab ID C404
Virginia DGS	Virginia Department of General Services, Division of Consolidated Laboratory Services, Lab ID 460224, (NELAC Standard)
Maine DOH	Maine Center for Disease Control and Prevention, Department of Health and Human Services, Lab ID CN00003
CALA	Canadian Association for Laboratory Accreditation Inc., Lab ID A2637, (ISO/IEC 17025:2005 Standard)
ANAB	ANSI-ASQ National Accreditation Board, certificate AT-1861, (ISO/IEC 17025:2005 Standard)

AXYS | Axys Analytical Services Ltd
2045 Mills Road West
SIDNEY, BRITISH COLUMBIA, CANADA V8L 5X2
TEL 250-655-5800 FAX 250-655-5811
www.axysanalytical.com

AXYS Client No.: 4765

Client Address: ARCADIS U.S., Inc.
630 Plaza Drive, Suite 600
Highlands Ranch, CO, US, 80129

The AXYS contact for these data is Kirsten Anderson.

PAH METABOLITES ANALYSIS

URINE SAMPLES

PROJECT: 06262044.0000

Contract: 4765
Data Package Identification: DPWG52230

Analysis WG51828

21 August 2015

ARCADIS U.S., INC.
URINE SAMPLES

PROJECT: 06262044.0000

OH-PAHs ANALYSIS
AXYS METHOD: MLA-905
4765: L23367-11 to -24
L23368-1 to -5

20 August 2015

NARRATIVE

This narrative describes the analysis of nineteen urine samples for selected hydroxy metabolites of poly aromatic hydrocarbons (PAHs) using high-resolution gas chromatography / high-resolution mass spectrometry (HRGC / HRMS).

SAMPLE RECEIPT and STORAGE

The samples were received on the 29th May 2015. Details of sample conditions on receipt are provided on the sample receiving record. As per instructions from ARCADIS: Day 7 urine sample for each test group was combined with the Day 8 urine sample for each test group. The combined urine samples were assigned AXYS ID L23367-1 to -24. Similarly, Day 14 urine sample for each test group was also combined with the Day 15 urine sample for each test group. The combined urine samples were assigned AXYS ID L23368-1 to -24. Sample compositing was conducted in workgroup WG51568 details of sample compositing are recorded on Composite Sample Preparation Record worksheets.

SAMPLE PREPARATION AND ANALYSIS

Analysis procedures were in general accordance with '**AXYS Method 905 Rev 01: *Analytical Procedure for the Analysis of Hydroxy-Polycyclic Aromatic Hydrocarbons in Urine by HRCG-HRMS.*** A method summary (MSU-905) is included in the data package following this narrative.

The samples were analyzed in batch WG51828, the composition of which is shown on the correlation table, and on the batch list heading the extraction workup sheets. The analysis batch included a procedural blank, (AXYS ID WG51828-101) prepared with synthetic urine and an Ongoing Precision and Recovery (OPRs) test sample (AXYS ID WG51828-102) prepared with spiked human urine.

An accurately measured sub-sample of approximately 4 mL sample was spiked with 30 µL of 2-mercaptoethanol to control analyte oxidation. The samples were then spiked with isotopically labeled quantification standards and β-glucuronidase enzyme. The mixture was incubated at 37°C for 17 hrs. The de-conjugated analytes were then extracted with pentane. The extracts were reduced under a gentle stream of nitrogen, spiked with the derivatization monitoring standard and the recovery standard and derivatized for 30 min with MSTFA at 60°C. The final extract volume was 225 µL, 2 µL was injected onto the HRGC/HRMS.

CALCULATIONS

Target concentrations were determined by isotope dilution or internal standard quantification procedures, using OPUSQuan software. Formulas used for conversion of the raw chromatographic data to concentrations are provided in the method summary document, MSU-905.

As described in the method summary, sample specific detection limits (SDLs) were calculated from the noise for each target analyte and used as the detection qualifier. If the OPUSquan software selected an unrepresentative region of noise for the SDL calculation, the SDL is corrected by hand on the raw data.

REPORTING CONVENTIONS

For internal tracking, ARCADIS U.S., INC., was assigned contract number 4765. AXYS logged the samples under the unique laboratory identifier of the form identifier of the form LXXXXX-XX All data reports reference both the client and lab sample identifiers.

Any extra work required and performed after the initial instrumental analysis of a sample extract is given an extra "test suffix" code. The single letter code per extra work performed is added to the AXYS sample ID as a suffix, and is combined with any other applicable test suffix codes. Test code in this data package includes:

i = Instrumental reanalysis of the sample extract
W = The sample extract was diluted and instrumentally reanalyzed
N = large dilution, new portion into fresh microvial followed by instrumental analysis
L = re-derivatization of sample extract was conducted following initial analysis

The laboratory qualifiers used are as follows:

D	=	indicates dilution data
K	=	peak detected but did not meet quantification criteria, result reported represents the estimated maximum possible concentration
U	=	Analyte not detected
V	=	the recovery of the surrogate falls outside the method control limits

Results are reported to three significant figures, in units of picograms per milliliter (pg/mL).

ANALYTICAL DISCUSSION

Initial analysis results for the following samples did not meet all the method's specifications. The sample extracts were instrumentally reanalyzed and results were reported from the reanalysis data. This is indicated on the report forms by suffix 'i' added to the AXYS ID.

AXYS ID	Client ID
L23367-14	702 Day 7/8
L23367-15	801 Day 7/8
L23367-21	1101 Day 7/8
L23367-22	1102 Day 7/8
L23367-23	1201 Day 7/8
L23367-24	1202 Day 7/8
L23368-1	101 Day 14/15
Lab Blank	WG51828-101
OPR	WG51828-102

Area responses that were above the method's calibration range were observed in the following samples for 3-OH-Benzo[a]pyrene. The sample extracts were diluted to bring the area response within the calibration limit and results for this analyte were separately reported from the diluted extract analysis data.

AXYS ID	Client ID
L23368-3	201 Day 14/15
L23367-4	202 Day 14/15
L23367-17	901 Day 7/8
L23367-18	902 Day 7/8

The derivatization control standard indicated incomplete derivatization in two sample extracts namely: 102 Day 14/15 and 701 Day 7/8 (AXYS ID L23367-2 and -13 respectively). These sample extracts were re-derivatized and instrumentally reanalyzed. Derivatization went into completion as indicated by complete recovery of the derivatization control standard. Final results were reported from the re-derivatized extract analysis data.

Due to a software limitation, data points for all the initial calibration runs could not be included on the HTML reports. As a result the mean RRF values shown on the report forms are slightly different from the mean values shown on the raw data under the Analysis Chromatographic section. For all calculations, please use average RRF values shown on the Analysis Chromatography section of the data package.

QA/QC NOTES

The QC samples were prepared alongside the client sample, and were subjected to the same analytical procedures. The sample results were evaluated in comparison to the QC samples.

- The results are not blank corrected. The sample data should be compared to the procedural blank.
- By virtue of the isotope dilution/internal standard quantification procedures, data are recovery corrected for possible losses during extraction and cleanup.
- All linearity, CAL/VER, Lab Blank, OPR and labeled compound recovery specifications were met, with the following exception:

Due to matrix co-extractives detection limits significantly above 25 pg/mL were observed in multiple samples.

Surrogate recoveries for one or more labeled compounds were observed to be slightly outside the method's interim control limits for samples shown in the table below. The affected surrogates are flagged with a 'V' on the reports. This has no impact on the data. The results are recovery-corrected, labeled compound recovery values are provided as general data quality indicators only.

AXYS ID	Client ID
L23368-2	102 Day 14/15
L23368-3	201 Day 14/15
L23368-4	202 Day 14/15
L23367-13	701 Day 7/8
L23367-14	702 Day 7/8
L23367-21	1101 Day 7/8
L23367-22	1102 Day 7/8
Lab Blank	WG51828-101

Percent recovery value for 13C6-3-OH-Chrysene was marginally below the method control limit in the Ongoing Precision and Recovery (OPR) test sample (AXYS ID WG51611-102). However, quantitative recovery of all the native analytes in this QC sample demonstrated that data are not affected by this variance.

Percent recovery value for d11-3-OH-Benzo[a]pyrene was marginally above the method's control limit in sample Day 7 Group 3 (AXYS ID L22965-23). This has no impact on the data. The results are recovery-corrected, labeled compound recovery values are provided as general data quality indicators only.

DATA PACKAGE

- Method summary, MSU-905
- Sample Correlation Table
- Sample Receiving Documentation
- Composite Sample Preparation Records
- Extraction worksheets.
- Sample data reports (Analysis Reports)
- Laboratory QC data reports
- Instrumental QC data reports (organized by analysis date)
- Sample raw data (Analysis chromatography)
- Laboratory QC raw data
- Instrumental QC raw data (organized by analysis date).

I certify that this data package complies with the terms and conditions of the contract, both technically and for completeness, except for the conditions detailed above. In addition, I certify, that to the best of my knowledge and belief, the data as reported are true and accurate. The following signature, on behalf of Axys Analytical Services Ltd, authorizes the release of the data contained in this data package.

Million Woudneh

Signed: Million Woudneh, PhD
Product Development Chemist

21-Aug-2015
Date Signed

Summary of AXYS method MLA-905 Rev. 01 Ver. 02:

ANALYTICAL PROCEDURE FOR THE ANALYSIS OF HYDROXY-POLYCYCLIC AROMATIC HYDROCARBONS IN URINE BY HRGC-HRMS

AXYS Method MLA-905 describes the determination of concentrations of selected hydroxy-polyaromatic hydrocarbons (OH-PAHs) in urine samples. According to clients' requests this analysis may be performed to determine total OH-PAHs (the sum of free OH-PAHs and conjugated OH-PAHs) and/or only free (not conjugated) OH-PAHs. Deconjugation is performed by enzymatic hydrolysis to liberate the glucuronated and sulfonated forms of the analytes into free hydroxy PAH forms.

Typical reporting limits are 10 - 25 pg /mL for each analyte using a 4 mL sample.

TARGET ANALYTES

Hydroxy polycyclic aromatic hydrocarbons (OH-PAHs)

Compound	Short name	CAS #
3-Hydroxy-chrysene	3-OH-Chrysene	63019-39-6
3-Hydroxy-benzo[a]pyrene	3-OH-Benzo[a]pyrene	13345-21-6
9-Hydroxy-benzo[a]pyrene	9-OH-Benzo[a]pyrene	17573-21-6
3-Hydroxy-benz[a]anthracene	3-OH-Benz[a]anthracene	4834-35-9
7,8-Dihydrodiol-benzo[a]pyrene (trans) *	7,8-Diol-benzo[a]pyrene, trans	60864-95-1
7,8-Dihydrodiol-benzo[a]pyrene (cis) *	7,8-Diol-benzo[a]pyrene, cis	60657-25-2

* Poorly recovered analyte, included for general information only

EXTRACTION

Urine samples are spiked with 2-mercaptoethanol to prevent oxidation of the analytes. The samples are then spiked with a suite of labeled quantification standards and labeled derivatization monitoring standard. Where total OH-PAHs (the sum of free OH-PAHs and conjugated OH-PAHs) are required β-glucuronidase enzyme is used to de-conjugate the glucuronated and sulfonated forms of the analytes into free hydroxy PAH forms. The samples are then sequentially extracted with pentane. The extracts are dried with anhydrous sodium sulphate, concentrated and derivatized to trimethylsilyl forms with N-Methyl-N-(trimethylsilyl) trifluoroacetamide.

INSTRUMENTAL ANALYSIS

Instrumental analysis is performed by high-resolution gas chromatography using a 30 m DB-17 capillary column and detection by high resolution mass spectrometry.

Analytes, Typical Retention Times, Acquired Ions and Quantification References

Target Analyte	Typical Retention Time (mm:ss)	Mass 1	Mass 2	Quantified Against
Target Analytes				
3-OH-Chrysene	23:00	316.1283	301.1049	$^{13}C_6$-3-OH-Chrysene
3-OH-Benzo[a]pyrene	26:41	340.1283	325.1049	d_{11}-3-OH-Benzo[a]pyrene
9-OH-Benzo[a]pyrene	26:25	340.1283	325.1049	$^{13}C_6$-3-OH-Chrysene
3-OH-Benz[a]anthracene	23:10	316.1283	301.1049	$^{13}C_6$-1-OH-Benz[a]anthracene
7,8-Diol-benzo[a]pyrene, cis	24:48	191.0924	252.0939	d_{11}-3-OH-Benzo[a]pyrene
7,8-Diol-benzo[a]pyrene, trans	25:06	191.0924	252.0939	d_{11}-3-OH-Benzo[a]pyrene
Model Unconjugated standard				
1-OH-Naphthalene	8:05	216.0970	201.0736	$^{13}C_6$-1-OH-Naphthalene
1-OH-Pyrene	20:41	290.1127	275.0893	$^{13}C_6$-1-OH-Pyrene
Surrogate Standard				
$^{13}C_6$-3-OH-Chrysene	22:59	322.1485	307.1251	$^{13}C_{12}$-PCB-81
$^{13}C_6$-1-OH-Benz[a]anthracene	22:26	322.1485	307.1251	$^{13}C_{12}$-PCB-81
d_{11}-3-OH-Benzo[a]pyrene	26:37	351.1974	336.1740	$^{13}C_{12}$-PCB-81
$^{13}C_6$-1-OH-Naphthalene	8:04	222.1172	207.0938	$^{13}C_{12}$-PCB-81
$^{13}C_6$-1-OH-Pyrene	20:41	296.1329	281.1095	$^{13}C_{12}$-PCB-81
Derivatization Standard				
$^{13}C_{12}$-4'-OH-3,3',4,5'-TetraCB	19:59	389.9971	391.9941	$^{13}C_{12}$-PCB-81
Recovery Standard				
$^{13}C_{12}$-PCB-81	16:18	301.9626	303.9597	External standard

CALIBRATION

Initial calibration is performed using a five point calibration series of solutions that encompass the working concentration range. The derivatized initial calibration solutions contain authentic target OH-PAHs, deconjugation monitoring standards, and ^{13}C-labelled or deuterium labelled derivatization monitoring, surrogate and recovery standards. The concentrations of the authentic target compounds in the solutions vary to encompass the working range of the instrument, while the concentrations of the other compounds are constant. Calibration procedures use the mean RRFs determined from the initial calibration to calculate analyte concentrations. Calibration is verified at least once every 12 hours by analysis of a mid-level calibration solution.

Nominal Concentrations of Calibration Standard Solutions

Target analyte	CAL A CS-1	CAL B CS-2	CAL C CS-3	CAL D CS-4	CAL E CS-5	CAL F CAL VER CS-6	CAL G CS-7	CAL H CS-8
3-OH-Chrysene	0.25	0.50	1.00	5.00	50	250	500	1000
3-OH-Benzo[a]pyrene	0.25	0.50	1.00	5.00	50	250	500	1000
9-OH-Benzo[a]pyrene	0.25	0.50	1.00	5.00	50	250	500	1000
3-OH-Benz[a]anthracene	0.25	0.50	1.00	5.00	50	250	500	1000
7,8-Diol-benzo[a]pyrene, Cis	0.25	0.50	1.00	5.00	50	250	500	1000
7,8-Diol-benzo[a]pyrene, Trans	0.25	0.50	1.00	5.00	50	250	500	1000
De-conjugation monitoring standards								
1-OH-Naphthalene	200	200	200	200	200	200	200	200
1-OH-Pyrene	200	200	200	200	200	200	200	200
Surrogate standards								
$^{13}C_6$-3-OH-Chrysene	250	250	250	250	250	250	250	250
$^{13}C_6$-1-OH-Benz[a]anthracene	250	250	250	250	250	250	250	250
d_{11}-3-OH-Benzo[a]pyrene	250	250	250	250	250	250	250	250
$^{13}C_6$-1-OH-Naphthalene	250	250	250	250	250	250	250	250
$^{13}C_6$-1-OH-Pyrene	250	250	250	250	250	250	250	250
Derivatization monitoring standard								
$^{13}C_{12}$-4'-OH-3,3',4,5'-TetraCB	50	50	50	50	50	50	50	50
Recovery standard								
$^{13}C_{12}$-PCB-81	50	50	50	50	50	50	50	50

ANALYTE IDENTIFICATION

An individual chromatographic peak is identified as a target compound if the following criteria are met for the quantification and confirmation ions:

1. Peak responses must be at least three times the background noise level for the quantification mass ion.
2. Each analyte is identified with one quantification and one confirmation mass ion.
3. The relative retention time must be within the window predicted from the initial calibration runs and the surrogate standard retention times.
4. Peak maxima for quantification and confirmation ions must coincide within two seconds.

QUANTIFICATION

Target concentrations are determined by isotope dilution or internal standard quantification procedures using MassLynx software. The equation used in the conversion of the raw chromatograms to concentration is provided below:

$$\text{Sample Conc.} = \left(\frac{\text{area of Target}}{\text{area of Surro}} \times \text{weight of Surro. (ng)}\right) x \left(\frac{1}{RRF_x}\right) x \left(\frac{1}{\text{sample size (mL)}}\right),$$

where RRF_x = Relative Response Factor for the analyte. RRFs are calculated for each analyte according to the following equation:

$$RRF_x = \left(\frac{A_x}{A_{IS}}\right) \times \left(\frac{C_{IS}}{C_x}\right)$$

where: C_{IS} =The concentration of the quantification standard in the calibration standard.
C_x =The concentration of the target analyte in the calibration standard.

Final target concentrations are recovery corrected by this method of quantification.

The recovery of the surrogate standard is calculated (by internal standard quantification against the recovery standard using an average RRF) and monitored as an indication of overall data quality.

$$\text{\% Surrogate recovery} = \left(\frac{\text{area of Surrogate}}{\text{area of Recovery Std}} \times \frac{\text{Weight of Rec. Std}}{\text{Weight of Surro.}}\right) x \left(\frac{100}{RRF}\right)$$

REPORTING CRITERIA

Sample specific detection limits (SDLs) are calculated by TargetLynx software using 3 times the signal of the noise in the target channel converted to an equivalent sample concentration:

$$SDL = \left(\frac{3 \text{ x Height of Noise}}{\text{Height of Surro}} \times \text{weight of Surro (ng)}\right) x \left(\frac{1}{RRF_x}\right) x \left(\frac{1}{\text{sample size (mL)}}\right)$$

SDLs values are used as a detection qualifier. Final concentrations may be reported as picograms per milliliter (pg/mL) or picograms per gram (pg/g). The units to be used for a given project have to be negotiated at the start of every project.

QUALITY ASSURANCE/QUALITY CONTROL

All samples are analyzed in batches with the following composition:

- Batch Size – Each batch consists of test samples and additional QC samples.
- Blanks – Blanks are analyzed with a minimum frequency of 5% of client samples (i.e. each batch of up to 20 client samples contains a procedural blank). A laboratory prepared pooled urine verified for use, e.g., reference urine SC6235 or synthetic urine, is used as the matrix for the laboratory blank. The laboratory blank is also spiked with the de-conjugation monitoring standard.
- Duplicates – Where sufficient sample is available a duplicate sample is normally analyzed with each analysis batch containing greater than six (6) test samples, or as required by contract.
- OPR (Ongoing Precision and Recovery) – OPRs are analyzed with a minimum frequency of 5% of client samples (i.e. each batch of up to 20 client samples contains an OPR.) An aliquot of native standard (typically 10 µL equivalent to 20 ng per analyte) is added to 4 mL of an approved reference urine matrix to prepare the spiked reference sample. The OPR is also spiked with the de-conjugation monitoring standard.
- A Matrix Spike/Matrix Spike Duplicate may be analyzed upon client request.
- Surrogate/Authentic/Recovery (SAR) solution – Standards for OH-PAHs degrade fairly rapidly. As a diagnostic tool of standards stability control SAR must be prepared with each analysis batch and evaluated.

The batch composition may vary according to batch or quality control requirements specified by a client. Each batch is carried through the complete analytical process as a unit. For sample data to be reportable the batch QC data must meet the acceptance criteria.

QC Specification Table: Procedural Blank Levels and OPR Recoveries

Analyte	Procedural Blank Level pg/sample [1]	Acceptable OPR (% Recovery) [2]
3-OH-Chrysene	100	70-130
3-OH-Benzo[a]pyrene	100	70-130
9-OH-Benzo[a]pyrene	100	60-140
3-OH-Benz[a]anthracene	100	70-130
7,8-Diol-benzo[a]pyrene, Cis *	100	N/A
7,8-Diol-benzo[a]pyrene, Trans *	100	N/A
De-conjugation monitoring standards		
1-OH-Naphthalene	100	50-150
1-OH-Pyrene	100	50-150
Surrogate standards		
$^{13}C_6$-3-OH-Chrysene	50-150	50-150
$^{13}C_6$-1-OH-Benz[a]anthracene	50-150	50-150
d_{11}-3-OH-Benzo[a]pyrene	20-120	20-120
$^{13}C_6$-1-OH-Naphthalene	20-120	20-120
$^{13}C_6$-1-OH-Pyrene	20-120	20-120
Derivatization monitoring standard		
$^{13}C_{12}$-4'-OH-3,3',4,5'-TetraCB	60-140	60-140
Recovery standard		
$^{13}C_{12}$-PCB-81	50-200	50-200

* Unstable analyte, included for general information only.

[1] Interim laboratory background level acceptance limit is 25 pg/mL for a 4 mL sample (i.e.,100 pg abs.)

[2] Method recovery acceptance limits are not fully developed; the values provided are interim acceptance criteria. Results outside of the values shown may be accepted based on professional judgement.

QC Specification Table: Other parameters

QC Parameter	Specification
Instrument Sensitivity	Daily, S:N ≥ 3:1 for all analytes in the lowest standard used for calibration.
Initial Calibration	Run initially, and as required to maintain calibration verification and instrument sensitivity. Average response factors are used for quantification. RSD must be less than 25% for the native compounds and less than 35% for the labelled compounds.
Continuing Calibration Verification	Run every 12 hrs, quantify against I-CAL. Calculated conc. must be 70-130% of actual. Surrogate recoveries must fall within the limits of the table above.
Instrumental Carryover	Every Initial Calibration, Cal/Ver, or OPR: < 0.3 % carryover into following toluene blank injection.
Duplicate Samples or MS/MSD	If conc. > 5 times R.L., RPD < 40% If conc. < 5 times R.L., difference between pairs < R.L.

ARCADIS U.S. Inc.

CORRELATION TABLE

PAH METABOLITES ANALYSIS

Lab Name: AXYS Analytical Services Ltd.	**Project Manager: Kirsten Anderson**
Project: N/A	**Contract No: 4765**
Project Name: 06262044.0000	**AXYS Method: MLA-905**
Data Package Identification: DPWG52230	**Program: Urine Samples**
Client Sample No.	**Lab Sample ID**
LAB BLANK	WG51828-101
OPR	WG51828-102
601 Day 7/8	L23367-11
602 Day 7/8	L23367-12
701 Day 7/8	L23367-13
702 Day 7/8	L23367-14
801 Day 7/8	L23367-15
802 Day 7/8	L23367-16
901 Day 7/8	L23367-17
902 Day 7/8	L23367-18
1001 Day 7/8	L23367-19
1002 Day 7/8	L23367-20
1101 Day 7/8	L23367-21
1102 Day 7/8	L23367-22
1201 Day 7/8	L23367-23
1202 Day 7/8	L23367-24
101 Day 14/15	L23368-1
102 Day 14/15	L23368-2
201 Day 14/15	L23368-3
202 Day 14/15	L23368-4
301 Day 14/15	L23368-5

4765

L23367

Sex	P	Animal	Group	Day	Date	# of Vials	Urine Volume (mL)
F	031705	101 -1	1	Day 7	18/05/2015	2	20.0
F	031705	102 -2	1	Day 7	18/05/2015	1	4.6
F	031705	201 -3	2	Day 7	18/05/2015	1	5.0
F	031705	202 -4	2	Day 7	18/05/2015	1	4.5
F	031705	301 -5	3	Day 7	18/05/2015	1	3.4
F	031705	302 -6	3	Day 7	18/05/2015	1	4.0
F	031705	401 -7	4	Day 7	18/05/2015	1	4.8
F	031705	402 -8	4	Day 7	18/05/2015	1	5.5
F	031705	501 -9	5	Day 7	18/05/2015	1	3.5
F	031705	502 -10	5	Day 7	18/05/2015	1	9.6
F	031705	601 -11	6	Day 7	18/05/2015	1	5.1
F	031705	602 -12	6	Day 7	18/05/2015	1	4.0
F	031705	701 -13	7	Day 7	18/05/2015	1	5.1
F	031705	702 -14	7	Day 7	18/05/2015	1	5.2
F	031705	801 -15	8	Day 7	18/05/2015	1	5.7
F	031705	802 -16	8	Day 7	18/05/2015	1	5.9
F	031705	901 -17	9	Day 7	18/05/2015	1	4.0
F	031705	902 -18	9	Day 7	18/05/2015	1	5.0
F	031705	1001 -19	10	Day 7	18/05/2015	1	5.4
F	031705	1002 -20	10	Day 7	18/05/2015	1	3.6
F	031705	1101 -21	11	Day 7	18/05/2015	1	4.5
F	031705	1102 -22	11	Day 7	18/05/2015	1	5.0
F	031705	1201 -23	12	Day 7	18/05/2015	1	6.0
F	031705	1202 -24	12	Day 7	18/05/2015	1	5.0
F	031705	101 -1	1	Day 8	19/05/2015	1	7.4
F	031705	102 -2	1	Day 8	19/05/2015	1	6.0
F	031705	201 -3	2	Day 8	19/05/2015	1	5.0
F	031705	202 -4	2	Day 8	19/05/2015	1	5.5
F	031705	301 -5	3	Day 8	19/05/2015	1	4.3
F	031705	302 -6	3	Day 8	19/05/2015	1	3.1
F	031705	401 -7	4	Day 8	19/05/2015	1	3.5
F	031705	402 -8	4	Day 8	19/05/2015	1	7.1
F	031705	501 -9	5	Day 8	19/05/2015	1	5.5
F	031705	502 -10	5	Day 8	19/05/2015	1	5.5
F	031705	601 -11	6	Day 8	19/05/2015	1	5.9
F	031705	602 -12	6	Day 8	19/05/2015	1	4.5
F	031705	701 -13	7	Day 8	19/05/2015	1	5.5
F	031705	702 -14	7	Day 8	19/05/2015	1	4.8
F	031705	801 -15	8	Day 8	19/05/2015	1	7.4
F	031705	802 -16	8	Day 8	19/05/2015	1	8.0
F	031705	901 -17	9	Day 8	19/05/2015	1	4.1
F	031705	902 -18	9	Day 8	19/05/2015	1	4.5
F	031705	1001 -19	10	Day 8	19/05/2015	1	6.3
F	031705	1002 -20	10	Day 8	19/05/2015	1	4.0
F	031705	1101 -21	11	Day 8	19/05/2015	1	5.3
F	031705	1102 -22	11	Day 8	19/05/2015	1	5.5
F	031705	1201 -23	12	Day 8	19/05/2015	1	5.0
F	031705	1202 -24	12	Day 8	19/05/2015	1	5.4
L23368 F	031705	101 -1	1	Day 14	25/05/2015	1	7.3
F	031705	102 -2	1	Day 14	25/05/2015	1	4.5

L23368

46M8W
4765

F	031705	201 -3	2	Day 14	25/05/2015	1	1.8
F	031705	202 -4	2	Day 14	25/05/2015	1	4.5
F	031705	301 -5	3	Day 14	25/05/2015	1	5.8
F	031705	302 -6	3	Day 14	25/05/2015	1	6.5
F	031705	401 -7	4	Day 14	25/05/2015	1	3.9
F	031705	402 -8	4	Day 14	25/05/2015	1	8.0
F	031705	501 -9	5	Day 14	25/05/2015	1	4.3
F	031705	502 -10	5	Day 14	25/05/2015	1	4.6
F	031705	601 -11	6	Day 14	25/05/2015	1	5.5
F	031705	602 -12	6	Day 14	25/05/2015	1	7.0
F	031705	701 -13	7	Day 14	25/05/2015	1	5.4
F	031705	702 -14	7	Day 14	25/05/2015	1	3.8
F	031705	801 -15	8	Day 14	25/05/2015	1	7.0
F	031705	802 -16	8	Day 14	25/05/2015	1	7.7
F	031705	901 -17	9	Day 14	25/05/2015	1	4.5
F	031705	902 -18	9	Day 14	25/05/2015	1	5.4
F	031705	1001 -19	10	Day 14	25/05/2015	1	6.0
F	031705	1002 -20	10	Day 14	25/05/2015	1	5.3
F	031705	1101 -21	11	Day 14	25/05/2015	1	3.8
F	031705	1102 -22	11	Day 14	25/05/2015	1	3.8
F	031705	1201 -23	12	Day 14	25/05/2015	1	4.8
F	031705	1202 -24	12	Day 14	25/05/2015	1	4.5
F	031705	101 -1	1	Day 15	26/05/2015	1	6.4
F	031705	102 -2	1	Day 15	26/05/2015	1	2.5
F	031705	201 -3	2	Day 15	26/05/2015	1	2.5
F	031705	202 -4	2	Day 15	26/05/2015	1	5.5
F	031705	301 -5	3	Day 15	26/05/2015	1	3.8
F	031705	302 -6	3	Day 15	26/05/2015	1	4.5
F	031705	401 -7	4	Day 15	26/05/2015	1	5.0
F	031705	402 -8	4	Day 15	26/05/2015	1	7.6
F	031705	501 -9	5	Day 15	26/05/2015	1	2.8
F	031705	502 -10	5	Day 15	26/05/2015	1	6.3
F	031705	601 -11	6	Day 15	26/05/2015	1	8.0
F	031705	602 -12	6	Day 15	26/05/2015	1	9.5
F	031705	701 -13	7	Day 15	26/05/2015	1	4.4
F	031705	702 -14	7	Day 15	26/05/2015	1	8.0
F	031705	801 -15	8	Day 15	26/05/2015	1	5.8
F	031705	802 -16	8	Day 15	26/05/2015	2	14.8
F	031705	901 -17	9	Day 15	26/05/2015	1	4.5
F	031705	902 -18	9	Day 15	26/05/2015	1	.4.8
F	031705	1001 -19	10	Day 15	26/05/2015	2	19.4
F	031705	1002 -20	10	Day 15	26/05/2015	1	5.0
F	031705	1101 -21	11	Day 15	26/05/2015	1	6.0
F	031705	1102 -22	11	Day 15	26/05/2015	1	5.5
F	031705	1201 -23	12	Day 15	26/05/2015	1	7.0
F	031705	1202 -24	12	Day 15	26/05/2015	1	10.0

4765

Client ID	AXYS ID	Collection Date
101 Day 2	L23414-1	13-MAY-15
102 Day 2	L23414-2	13-MAY-15
201 Day 2	L23414-3	13-MAY-15
202 Day 2	L23414-4	13-MAY-15
301 Day 2	L23414-5	13-MAY-15
302 Day 2	L23414-6	13-MAY-15
401 Day 2	L23414-7	13-MAY-15
402 Day 2	L23414-8	13-MAY-15
501 Day 2	L23414-9	13-MAY-15
502 Day 2	L23414-10	13-MAY-15
601 Day 2	L23414-11	13-MAY-15
602 Day 2	L23414-12	13-MAY-15
701 Day 2	L23414-13	13-MAY-15
702 Day 2	L23414-14	13-MAY-15
801 Day 2	L23414-15	13-MAY-15
802 Day 2	L23414-16	13-MAY-15
901 Day 2	L23414-17	13-MAY-15
902 Day 2	L23414-18	13-MAY-15
1001 Day 2	L23414-19	13-MAY-15
1002 Day 2	L23414-20	13-MAY-15
1101 Day 2	L23414-21	13-MAY-15
1102 Day 2	L23414-22	13-MAY-15
1201 Day 2	L23414-23	13-MAY-15
1202 Day 2	L23414-24	13-MAY-15
101 Day 3	L23415-1	14-MAY-15
102 Day 3	L23415-2	14-MAY-15
201 Day 3	L23415-3	14-MAY-15
202 Day 3	L23415-4	14-MAY-15
301 Day 3	L23415-5	14-MAY-15
302 Day 3	L23415-6	14-MAY-15
401 Day 3	L23415-7	14-MAY-15
402 Day 3	L23415-8	14-MAY-15
501 Day 3	L23415-9	14-MAY-15
502 Day 3	L23415-10	14-MAY-15
601 Day 3	L23415-11	14-MAY-15
602 Day 3	L23415-12	14-MAY-15
701 Day 3	L23415-13	14-MAY-15
702 Day 3	L23415-14	14-MAY-15
801 Day 3	L23415-15	14-MAY-15
802 Day 3	L23415-16	14-MAY-15
901 Day 3	L23415-17	14-MAY-15
902 Day 3	L23415-18	14-MAY-15
1001 Day 3	L23415-19	14-MAY-15
1002 Day 3	L23415-20	14-MAY-15

M. Wilman
29-MAY-15 10:00

4765

1101 Day 3	L23415-21	14-MAY-15
1102 Day 3	L23415-22	14-MAY-15
1201 Day 3	L23415-23	14-MAY-15
1202 Day 3	L23415-24	14-MAY-15
101 Day 4	L23416-1	15-MAY-15
102 Day 4	L23416-2	15-MAY-15
201 Day 4	L23416-3	15-MAY-15
202 Day 4	L23416-4	15-MAY-15
301 Day 4	L23416-5	15-MAY-15
302 Day 4	L23416-6	15-MAY-15
401 Day 4	L23416-7	15-MAY-15
402 Day 4	L23416-8	15-MAY-15
501 Day 4	L23416-9	15-MAY-15
502 Day 4	L23416-10	15-MAY-15
601 Day 4	L23416-11	15-MAY-15
602 Day 4	L23416-12	15-MAY-15
701 Day 4	L23416-13	15-MAY-15
702 Day 4	L23416-14	15-MAY-15
801 Day 4	L23416-15	15-MAY-15
802 Day 4	L23416-16	15-MAY-15
901 Day 4	L23416-17	15-MAY-15
902 Day 4	L23416-18	15-MAY-15
1001 Day 4	L23416-19	15-MAY-15
1002 Day 4	L23416-20	15-MAY-15
1101 Day 4	L23416-21	15-MAY-15
1102 Day 4	L23416-22	15-MAY-15
1201 Day 4	L23416-23	15-MAY-15
1202 Day 4	L23416-24	15-MAY-15
101 Day 5	L23417-1	16-MAY-15
102 Day 5	L23417-2	16-MAY-15
201 Day 5	L23417-3	16-MAY-15
202 Day 5	L23417-4	16-MAY-15
301 Day 5	L23417-5	16-MAY-15
302 Day 5	L23417-6	16-MAY-15
401 Day 5	L23417-7	16-MAY-15
402 Day 5	L23417-8	16-MAY-15
501 Day 5	L23417-9	16-MAY-15
502 Day 5	L23417-10	16-MAY-15
601 Day 5	L23417-11	16-MAY-15
602 Day 5	L23417-12	16-MAY-15
701 Day 5	L23417-13	16-MAY-15
702 Day 5	L23417-14	16-MAY-15
801 Day 5	L23417-15	16-MAY-15
802 Day 5	L23417-16	16-MAY-15
901 Day 5	L23417-17	16-MAY-15

M. Wilman
29-MAY-15 10:00

4765

902 Day 5	L23417-18	16-MAY-15
1001 Day 5	L23417-19	16-MAY-15
1002 Day 5	L23417-20	16-MAY-15
1101 Day 5	L23417-21	16-MAY-15
1102 Day 5	L23417-22	16-MAY-15
1201 Day 5	L23417-23	16-MAY-15
1202 Day 5	L23417-24	16-MAY-15
101 Day 6	L23418-1	17-MAY-15
102 Day 6	L23418-2	17-MAY-15
201 Day 6	L23418-3	17-MAY-15
202 Day 6	L23418-4	17-MAY-15
301 Day 6	L23418-5	17-MAY-15
302 Day 6	L23418-6	17-MAY-15
401 Day 6	L23418-7	17-MAY-15
402 Day 6	L23418-8	17-MAY-15
501 Day 6	L23418-9	17-MAY-15
502 Day 6	L23418-10	17-MAY-15
601 Day 6	L23418-11	17-MAY-15
602 Day 6	L23418-12	17-MAY-15
701 Day 6	L23418-13	17-MAY-15
702 Day 6	L23418-14	17-MAY-15
801 Day 6	L23418-15	17-MAY-15
802 Day 6	L23418-16	17-MAY-15
901 Day 6	L23418-17	17-MAY-15
902 Day 6	L23418-18	17-MAY-15
1001 Day 6	L23418-19	17-MAY-15
1002 Day 6	L23418-20	17-MAY-15
1101 Day 6	L23418-21	17-MAY-15
1102 Day 6	L23418-22	17-MAY-15
1201 Day 6	L23418-23	17-MAY-15
1202 Day 6	L23418-24	17-MAY-15
101 Day 9	L23419-1	20-MAY-15
102 Day 9	L23419-2	20-MAY-15
201 Day 9	L23419-3	20-MAY-15
202 Day 9	L23419-4	20-MAY-15
301 Day 9	L23419-5	20-MAY-15
302 Day 9	L23419-6	20-MAY-15
401 Day 6	L23419-7	20-MAY-15
402 Day 9	L23419-8	20-MAY-15
501 Day 9	L23419-9	20-MAY-15
502 Day 9	L23419-10	20-MAY-15
601 Day 9	L23419-11	20-MAY-15
602 Day 9	L23419-12	20-MAY-15
701 Day 9	L23419-13	20-MAY-15
702 Day 9	L23419-14	20-MAY-15

M. Wilman
29-MAY-15 10:00

4765

801 Day 9	L23419-15	20-MAY-15
802 Day 9	L23419-16	20-MAY-15
901 Day 9	L23419-17	20-MAY-15
902 Day 9	L23419-18	20-MAY-15
1001 Day 9	L23419-19	20-MAY-15
1002 Day 9	L23419-20	20-MAY-15
1101 Day 9	L23419-21	20-MAY-15
1102 Day 9	L23419-22	20-MAY-15
1201 Day 9	L23419-23	20-MAY-15
1202 Day 9	L23419-24	20-MAY-15
101 Day 10	L23420-1	21-MAY-15
102 Day 10	L23420-2	21-MAY-15
201 Day 10	L23420-3	21-MAY-15
202 Day 10	L23420-4	21-MAY-15
301 Day 10	L23420-5	21-MAY-15
302 Day 10	L23420-6	21-MAY-15
401 Day 10	L23420-7	21-MAY-15
402 Day 10	L23420-8	21-MAY-15
501 Day 10	L23420-9	21-MAY-15
502 Day 10	L23420-10	21-MAY-15
601 Day 10	L23420-11	21-MAY-15
602 Day 10	L23420-12	21-MAY-15
701 Day 10	L23420-13	21-MAY-15
702 Day 10	L23420-14	21-MAY-15
801 Day 10	L23420-15	21-MAY-15
802 Day 10	L23420-16	21-MAY-15
901 Day 10	L23420-17	21-MAY-15
902 Day 10	L23420-18	21-MAY-15
1001 Day 10	L23420-19	21-MAY-15
1002 Day 10	L23420-20	21-MAY-15
1101 Day 10	L23420-21	21-MAY-15
1102 Day 10	L23420-22	21-MAY-15
1201 Day 10	L23420-23	21-MAY-15
1202 Day 10	L23420-24	21-MAY-15
101 Day 11	L23421-1	22-MAY-15
102 Day 11	L23421-2	22-MAY-15
201 Day 11	L23421-3	22-MAY-15
202 Day 11	L23421-4	22-MAY-15
301 Day 11	L23421-5	22-MAY-15
302 Day 11	L23421-6	22-MAY-15
401 Day 11	L23421-7	22-MAY-15
402 Day 11	L23421-8	22-MAY-15
501 Day 11	L23421-9	22-MAY-15
502 Day 11	L23421-10	22-MAY-15
601 Day 11	L23421-11	22-MAY-15

M. Wilman
26-MAY-15 10:00

602 Day 11	L23421-12	22-MAY-15
701 Day 11	L23421-13	22-MAY-15
702 Day 11	L23421-14	22-MAY-15
801 Day 11	L23421-15	22-MAY-15
802 Day 11	L23421-16	22-MAY-15
901 Day 11	L23421-17	22-MAY-15
902 Day 11	L23421-18	22-MAY-15
1001 Day 11	L23421-19	22-MAY-15
1002 Day 11	L23421-20	22-MAY-15
1101 Day 11	L23421-21	22-MAY-15
1102 Day 11	L23421-22	22-MAY-15
1201 Day 11	L23421-23	22-MAY-15
1202 Day 11	L23421-24	22-MAY-15
101 Day 12	L23422-1	23-MAY-15
102 Day 12	L23422-2	23-MAY-15
201 Day 12	L23422-3	23-MAY-15
202 Day 12	L23422-4	23-MAY-15
301 Day 12	L23422-5	23-MAY-15
302 Day 12	L23422-6	23-MAY-15
401 Day 12	L23422-7	23-MAY-15
402 Day 12	L23422-8	23-MAY-15
501 Day 12	L23422-9	23-MAY-15
502 Day 12	L23422-10	23-MAY-15
601 Day 12	L23422-11	23-MAY-15
602 Day 12	L23422-12	23-MAY-15
701 Day 12	L23422-13	23-MAY-15
702 Day 12	L23422-14	23-MAY-15
801 Day 12	L23422-15	23-MAY-15
802 Day 12	L23422-16	23-MAY-15
901 Day 12	L23422-17	23-MAY-15
902 Day 12	L23422-18	23-MAY-15
1001 Day 12	L23422-19	23-MAY-15
1002 Day 12	L23422-20	23-MAY-15
1101 Day 12	L23422-21	23-MAY-15
1102 Day 12	L23422-22	23-MAY-15
1201 Day 12	L23422-23	23-MAY-15
1202 Day 12	L23422-24	23-MAY-15
101 Day 13	L23423-1	24-MAY-15
102 Day 13	L23423-2	24-MAY-15
201 Day 13	L23423-3	24-MAY-15
202 Day 13	L23423-4	24-MAY-15
301 Day 13	L23423-5	24-MAY-15
302 Day 13	L23423-6	24-MAY-15
401 Day 13	L23423-7	24-MAY-15
402 Day 13	L23423-8	24-MAY-15

4765

M. Wilman
29-MAY-15 10:00

501 Day 13	L23423-9	24-MAY-15
502 Day 13	L23423-10	24-MAY-15
601 Day 13	L23423-11	24-MAY-15
602 Day 13	L23423-12	24-MAY-15
701 Day 13	L23423-13	24-MAY-15
702 Day 13	L23423-14	24-MAY-15
801 Day 13	L23423-15	24-MAY-15
802 Day 13	L23423-16	24-MAY-15
901 Day 13	L23423-17	24-MAY-15
902 Day 13	L23423-18	24-MAY-15
1001 Day 13	L23423-19	24-MAY-15
1002 Day 13	L23423-20	24-MAY-15
1101 Day 13	L23423-21	24-MAY-15
1102 Day 13	L23423-22	24-MAY-15
1201 Day 13	L23423-23	24-MAY-15
1202 Day 13	L23423-24	24-MAY-15

M. Wilman
29 MAY 15 10:00

Sex	P	Animal	Group	Day	Date	# of Vials	Urine Volume (mL)
F	031705	101	1	Day 2	13/05/2015	1	4.5
F	031705	102	1	Day 2	13/05/2015	1	11.5
F	031705	201	2	Day 2	13/05/2015	1	3.5
F	031705	202	2	Day 2	13/05/2015	1	9.5
F	031705	301	3	Day 2	13/05/2015	1	3.5
F	031705	302	3	Day 2	13/05/2015	1	3.5
F	031705	401	4	Day 2	13/05/2015	1	2.6
F	031705	402	4	Day 2	13/05/2015	1	4.4
F	031705	501	5	Day 2	13/05/2015	1	4.1
F	031705	502	5	Day 2	13/05/2015	1	4.5
F	031705	601	6	Day 2	13/05/2015	1	4.4
F	031705	602	6	Day 2	13/05/2015	1	3.1
F	031705	701	7	Day 2	13/05/2015	1	3.7
F	031705	702	7	Day 2	13/05/2015	1	3.2
F	031705	801	8	Day 2	13/05/2015	1	8.2
F	031705	802	8	Day 2	13/05/2015	1	6.0
F	031705	901	9	Day 2	13/05/2015	1	3.8
F	031705	902	9	Day 2	13/05/2015	1	3.5
F	031705	1001	10	Day 2	13/05/2015	2	20.0
F	031705	1002	10	Day 2	13/05/2015	1	10.5
F	031705	1101	11	Day 2	13/05/2015	1	7.0
F	031705	1102	11	Day 2	13/05/2015	1	2.0
F	031705	1201	12	Day 2	13/05/2015	1	5.2
F	031705	1202	12	Day 2	13/05/2015	1	4.5
F	031705	101	1	Day 3	14/05/2015	1	6.5
F	031705	102	1	Day 3	14/05/2015	1	30.0
F	031705	201	2	Day 3	14/05/2015	1	5.0
F	031705	202	2	Day 3	14/05/2015	1	5.8
F	031705	301	3	Day 3	14/05/2015	1	2.2
F	031705	302	3	Day 3	14/05/2015	1	4.4
F	031705	401	4	Day 3	14/05/2015	1	4.0
F	031705	402	4	Day 3	14/05/2015	1	8.4
F	031705	501	5	Day 3	14/05/2015	1	5.5
F	031705	502	5	Day 3	14/05/2015	1	13.2
F	031705	601	6	Day 3	14/05/2015	1	5.0
F	031705	602	6	Day 3	14/05/2015	1	6.6
F	031705	701	7	Day 3	14/05/2015	1	5.0
F	031705	702	7	Day 3	14/05/2015	1	7.0
F	031705	801	8	Day 3	14/05/2015	1	14.0
F	031705	802	8	Day 3	14/05/2015	1	26.0
F	031705	901	9	Day 3	14/05/2015	1	4.0
F	031705	902	9	Day 3	14/05/2015	1	3.8
F	031705	1001	10	Day 3	14/05/2015	1	34.0
F	031705	1002	10	Day 3	14/05/2015	1	11.5
F	031705	1101	11	Day 3	14/05/2015	1	4.6
F	031705	1102	11	Day 3	14/05/2015	1	4.6
F	031705	1201	12	Day 3	14/05/2015	1	4.6
F	031705	1202	12	Day 3	14/05/2015	1	27.5

F	031705	101	1	Day 4	15/05/2015	1	10.8
F	031705	102	1	Day 4	15/05/2015	1	11.5
F	031705	201	2	Day 4	15/05/2015	1	3.6
F	031705	202	2	Day 4	15/05/2015	2	17.0
F	031705	301	3	Day 4	15/05/2015	1	4.5
F	031705	302	3	Day 4	15/05/2015	1	5.5
F	031705	401	4	Day 4	15/05/2015	1	4.9
F	031705	402	4	Day 4	15/05/2015	1	9.4
F	031705	501	5	Day 4	15/05/2015	1	9.0
F	031705	502	5	Day 4	15/05/2015	1	5.5
F	031705	601	6	Day 4	15/05/2015	1	4.4
F	031705	602	6	Day 4	15/05/2015	1	7.6
F	031705	701	7	Day 4	15/05/2015	1	6.5
F	031705	702	7	Day 4	15/05/2015	1	9.0
F	031705	801	8	Day 4	15/05/2015	1	10.6
F	031705	802	8	Day 4	15/05/2015	1	5.9
F	031705	901	9	Day 4	15/05/2015	1	3.5
F	031705	902	9	Day 4	15/05/2015	1	3.2
F	031705	1001	10	Day 4	15/05/2015	2	23.9
F	031705	1002	10	Day 4	15/05/2015	1	7.5
F	031705	1101	11	Day 4	15/05/2015	1	5.0
F	031705	1102	11	Day 4	15/05/2015	1	4.9
F	031705	1201	12	Day 4	15/05/2015	1	8.4
F	031705	1202	12	Day 4	15/05/2015	1	5.8
F	031705	101	1	Day 5	16/05/2015	2	19.0
F	031705	102	1	Day 5	16/05/2015	3	39.5
F	031705	201	2	Day 5	16/05/2015	1	2.0
F	031705	202	2	Day 5	16/05/2015	3	38.1
F	031705	301	3	Day 5	16/05/2015	1	15.0
F	031705	302	3	Day 5	16/05/2015	1	6.9
F	031705	401	4	Day 5	16/05/2015	1	12.8
F	031705	402	4	Day 5	16/05/2015	1	14.3
F	031705	501	5	Day 5	16/05/2015	1	9.0
F	031705	502	5	Day 5	16/05/2015	1	9.4
F	031705	601	6	Day 5	16/05/2015	1	7.5
F	031705	602	6	Day 5	16/05/2015	1	8.1
F	031705	701	7	Day 5	16/05/2015	1	10.4
F	031705	702	7	Day 5	16/05/2015	1	8.8
F	031705	801	8	Day 5	16/05/2015	2	16.5
F	031705	802	8	Day 5	16/05/2015	2	23.0
F	031705	901	9	Day 5	16/05/2015	1	8.4
F	031705	902	9	Day 5	16/05/2015	1	3.9
F	031705	1001	10	Day 5	16/05/2015	3	43.8
F	031705	1002	10	Day 5	16/05/2015	2	20.0
F	031705	1101	11	Day 5	16/05/2015	1	7.4
F	031705	1102	11	Day 5	16/05/2015	1	5.3
F	031705	1201	12	Day 5	16/05/2015	1	7.5
F	031705	1202	12	Day 5	16/05/2015	1	15.0
F	031705	101	1	Day 6	17/05/2015	1	5.5
F	031705	102	1	Day 6	17/05/2015	1	3.7
F	031705	201	2	Day 6	17/05/2015	1	4.0

F	031705	202	2	Day 6	17/05/2015	1	4.2
F	031705	301	3	Day 6	17/05/2015	1	4.8
F	031705	302	3	Day 6	17/05/2015	1	3.5
F	031705	401	4	Day 6	17/05/2015	1	3.1
F	031705	402	4	Day 6	17/05/2015	1	4.0
F	031705	501	5	Day 6	17/05/2015	1	4.4
F	031705	502	5	Day 6	17/05/2015	1	4.7
F	031705	601	6	Day 6	17/05/2015	1	3.5
F	031705	602	6	Day 6	17/05/2015	1	4.1
F	031705	701	7	Day 6	17/05/2015	1	4.9
F	031705	702	7	Day 6	17/05/2015	1	4.0
F	031705	801	8	Day 6	17/05/2015	1	5.2
F	031705	802	8	Day 6	17/05/2015	1	3.9
F	031705	901	9	Day 6	17/05/2015	1	2.8
F	031705	902	9	Day 6	17/05/2015	1	3.9
F	031705	1001	10	Day 6	17/05/2015	1	4.1
F	031705	1002	10	Day 6	17/05/2015	1	2.5
F	031705	1101	11	Day 6	17/05/2015	1	3.9
F	031705	1102	11	Day 6	17/05/2015	1	4.0
F	031705	1201	12	Day 6	17/05/2015	1	4.0
F	031705	1202	12	Day 6	17/05/2015	1	4.5
F	031705	101	1	Day 9	20/05/2015	1	14.6
F	031705	102	1	Day 9	20/05/2015	1	14.4
F	031705	201	2	Day 9	20/05/2015	1	5.2
F	031705	202	2	Day 9	20/05/2015	1	14.5
F	031705	301	3	Day 9	20/05/2015	1	11.3
F	031705	302	3	Day 9	20/05/2015	1	6.9
F	031705	401	4	Day 9	20/05/2015	1	4.4
F	031705	402	4	Day 9	20/05/2015	1	10.8
F	031705	501	5	Day 9	20/05/2015	1	4.6
F	031705	502	5	Day 9	20/05/2015	1	9.0
F	031705	601	6	Day 9	20/05/2015	1	4.5
F	031705	602	6	Day 9	20/05/2015	1	12.9
F	031705	701	7	Day 9	20/05/2015	1	12.8
F	031705	702	7	Day 9	20/05/2015	1	6.9
F	031705	801	8	Day 9	20/05/2015	1	8.0
F	031705	802	8	Day 9	20/05/2015	1	1.0
F	031705	901	9	Day 9	20/05/2015	1	8.5
F	031705	902	9	Day 9	20/05/2015	1	6.4
F	031705	1001	10	Day 9	20/05/2015	3	42.2
F	031705	1002	10	Day 9	20/05/2015	1	9.0
F	031705	1101	11	Day 9	20/05/2015	1	6.0
F	031705	1102	11	Day 9	20/05/2015	1	6.0
F	031705	1201	12	Day 9	20/05/2015	1	8.2
F	031705	1202	12	Day 9	20/05/2015	1	11.9
F	031705	101	1	Day 10	21/05/2015	1	9.4
F	031705	102	1	Day 10	21/05/2015	1	9.0
F	031705	201	2	Day 10	21/05/2015	1	8.7
F	031705	202	2	Day 10	21/05/2015	1	3.8
F	031705	301	3	Day 10	21/05/2015	1	15.0
F	031705	302	3	Day 10	21/05/2015	1	8.6

F	031705	401	4	Day 10	21/05/2015	1	3.6
F	031705	402	4	Day 10	21/05/2015	1	12.5
F	031705	501	5	Day 10	21/05/2015	1	8.9
F	031705	502	5	Day 10	21/05/2015	1	11.8
F	031705	601	6	Day 10	21/05/2015	1	7.4
F	031705	602	6	Day 10	21/05/2015	1	10.8
F	031705	701	7	Day 10	21/05/2015	1	10.4
F	031705	702	7	Day 10	21/05/2015	1	10.5
F	031705	801	8	Day 10	21/05/2015	1	6.0
F	031705	802	8	Day 10	21/05/2015	2	20.0
F	031705	901	9	Day 10	21/05/2015	1	8.1
F	031705	902	9	Day 10	21/05/2015	1	6.9
F	031705	1001	10	Day 10	21/05/2015	2	29.5
F	031705	1002	10	Day 10	21/05/2015	2	20.8
F	031705	1101	11	Day 10	21/05/2015	1	3.5
F	031705	1102	11	Day 10	21/05/2015	1	5.4
F	031705	1201	12	Day 10	21/05/2015	1	7.9
F	031705	1202	12	Day 10	21/05/2015	1	15.0
F	031705	101	1	Day 11	22/05/2015	1	5.5
F	031705	102	1	Day 11	22/05/2015	1	3.5
F	031705	201	2	Day 11	22/05/2015	1	4.0
F	031705	202	2	Day 11	22/05/2015	2	14.5
F	031705	301	3	Day 11	22/05/2015	1	8.5
F	031705	302	3	Day 11	22/05/2015	1	3.0
F	031705	401	4	Day 11	22/05/2015	1	4.0
F	031705	402	4	Day 11	22/05/2015	1	5.9
F	031705	501	5	Day 11	22/05/2015	1	3.6
F	031705	502	5	Day 11	22/05/2015	1	6.0
F	031705	601	6	Day 11	22/05/2015	1	5.1
F	031705	602	6	Day 11	22/05/2015	1	5.0
F	031705	701	7	Day 11	22/05/2015	1	4.6
F	031705	702	7	Day 11	22/05/2015	1	5.1
F	031705	801	8	Day 11	22/05/2015	1	4.9
F	031705	802	8	Day 11	22/05/2015	1	6.3
F	031705	901	9	Day 11	22/05/2015	1	3.9
F	031705	902	9	Day 11	22/05/2015	1	4.5
F	031705	1001	10	Day 11	22/05/2015	1	4.2
F	031705	1002	10	Day 11	22/05/2015	1	1.0
F	031705	1101	11	Day 11	22/05/2015	1	3.5
F	031705	1102	11	Day 11	22/05/2015	1	4.3
F	031705	1201	12	Day 11	22/05/2015	1	5.9
F	031705	1202	12	Day 11	22/05/2015	1	4.8
F	031705	101	1	Day 12	23/05/2015	1	5.5
F	031705	102	1	Day 12	23/05/2015	1	5.4
F	031705	201	2	Day 12	23/05/2015	1	5.8
F	031705	202	2	Day 12	23/05/2015	1	6.0
F	031705	301	3	Day 12	23/05/2015	1	5.0
F	031705	302	3	Day 12	23/05/2015	1	2.5
F	031705	401	4	Day 12	23/05/2015	1	3.2
F	031705	402	4	Day 12	23/05/2015	1	7.0
F	031705	501	5	Day 12	23/05/2015	1	2.3

F	031705	502	5	Day 12	23/05/2015	1	6.4
F	031705	601	6	Day 12	23/05/2015	1	7.0
F	031705	602	6	Day 12	23/05/2015	1	6.0
F	031705	701	7	Day 12	23/05/2015	1	6.0
F	031705	702	7	Day 12	23/05/2015	1	5.6
F	031705	801	8	Day 12	23/05/2015	1	8.3
F	031705	802	8	Day 12	23/05/2015	1	7.4
F	031705	901	9	Day 12	23/05/2015	1	3.9
F	031705	902	9	Day 12	23/05/2015	1	5.2
F	031705	1001	10	Day 12	23/05/2015	1	6.0
F	031705	1002	10	Day 12	23/05/2015	1	4.9
F	031705	1101	11	Day 12	23/05/2015	1	3.5
F	031705	1102	11	Day 12	23/05/2015	1	4.0
F	031705	1201	12	Day 12	23/05/2015	1	6.5
F	031705	1202	12	Day 12	23/05/2015	1	5.5
F	031705	101	1	Day 13	24/05/2015	1	4.8
F	031705	102	1	Day 13	24/05/2015	1	4.5
F	031705	201	2	Day 13	24/05/2015	1	4.0
F	031705	202	2	Day 13	24/05/2015	1	4.9
F	031705	301	3	Day 13	24/05/2015	1	3.7
F	031705	302	3	Day 13	24/05/2015	1	5.2
F	031705	401	4	Day 13	24/05/2015	1	4.5
F	031705	402	4	Day 13	24/05/2015	1	6.0
F	031705	501	5	Day 13	24/05/2015	1	3.0
F	031705	502	5	Day 13	24/05/2015	1	5.7
F	031705	601	6	Day 13	24/05/2015	1	4.8
F	031705	602	6	Day 13	24/05/2015	1	5.5
F	031705	701	7	Day 13	24/05/2015	1	4.5
F	031705	702	7	Day 13	24/05/2015	1	5.9
F	031705	801	8	Day 13	24/05/2015	1	7.5
F	031705	802	8	Day 13	24/05/2015	1	8.5
F	031705	901	9	Day 13	24/05/2015	1	3.5
F	031705	902	9	Day 13	24/05/2015	1	5.4
F	031705	1001	10	Day 13	24/05/2015	1	4.6
F	031705	1002	10	Day 13	24/05/2015	1	4.0
F	031705	1101	11	Day 13	24/05/2015	1	5.0
F	031705	1102	11	Day 13	24/05/2015	1	3.0
F	031705	1201	12	Day 13	24/05/2015	1	6.6
F	031705	1202	12	Day 13	24/05/2015	1	4.0

www.axysanalytical.com

ACE
A DIVISION OF ALL-CAN EXPRESS LTD.

WARNING: THIS SHIPMENT IS NOT COVERED BY LIABILITY INSURANCE FOR DELAYED DELIVERY, LOSS OF MARKET, OR PENALTY EXPENSE DUE TO LATE RECEIPT.

① DATE May 26

FORWARDING BILL OF LADING # A1518322

CONSIGNEE'S COPY

SHIPPER - SEE REVERSE SIDE FOR TERMS & CONDITIONS

② SHIPPER

④ PREPAID

CONSIGNEE #

⑤ COLLECT

③

⑥ AXYS

POSTAL CODE

POSTAL CODE

⑦ SHIPPER'S SIGNATURE

⑧ TIME

CONSIGNEE'S SIGNATURE

DATE

TIME

PLEASE PRINT NAME Megan Wilman

DELIVERY CHARGE

PIECES ⑨ | DESCRIPTION / CONTENTS ⑩ | WEIGHT ⑪

C.O.D. AMOUNT

⑫ SERVICE INSTRUCTIONS/DESCRIPTION

CONNECTING CARRIER OR C.O.D. FEE

⑬ CITY MESSENGER
- ☐ REGULAR (OVERNITE) (T/C)
- ☐ EXPEDITE (S.D.S.)
- ☐ RUSH
- ☐ DIRECT (HOT SHOT)

⑭ COURIER - INTER CITY

GROUND	AIR
☐ REGULAR	☐ REGULAR
☐ EXPEDITE (S.D.S.)	☐ EXPEDITE (S.D.S.)
☐ DIRECT (HOT SHOT)	☐ NEXT FLIGHT OUT

⑮ VALUE OF SHIPMENT

P/U DRIVER DETAIL

DRIVER | DATE

NUMBER | TIME

⑯ EXTRA INSURANCE
- ☐ YES
- ☐ NO

F.S.C.

H.S.T.

G.S.T.

D/O DRIVER DETAIL

TOTAL

* Extra Insurance 3% of declared value.

*RECEIVED: THE PROPERTY LISTED ABOVE (WHICH LIST IS A PART HEREOF) IN APPARENT GOOD ORDER, EXCEPT AS NOTED.

World Courier®

AmerisourceBergen

NON - NEGOTIABLE WAYBILL

World Courier Inc.
1313 Fourth Avenue
New Hyde Park, NY 11040-5541
1-800-223-4461
Fax 516-354-2644 / 516-354-2637
www.worldcourier.com

4765 100603046

100603046

ACCOUNT #:	BILLING REFERENCE:	REC'D BY WC (NAME):	P/U TIME:	P/U DATE:
15305	JOB# 9135 / MSO# 31248	N. I. Bowers	13:06	05-26-2015

FROM (SHIPPER)

RICERCA BIOSCIENCES, LLC
7528 AUBURN ROAD
CONCORD, OH 44077
USA

TO (CONSIGNEE)

MILLION WOODNEH
AXYS ANALYTICAL SERVICES, LTD
2045 MILLS ROAD, WEST
SIDNEY, BC
CANADA, V8L 5X2
TEL: 205-655-5837

SHIPMENT INFORMATION

FULL DESCRIPTION OF CONTENTS:
336 TUBES (6mL/TUBE) = 2016 mL TOTAL VOLUME
MOUSE URINE
NON-INFECTIOUS, NON-HAZARDOUS

SPECIAL HANDLING:
SHIP ON DRY ICE

NO. OF PCS.	WEIGHT		DIMENSIONS:		DOES THIS SHIPMENT CONTAIN DANGEROUS GOODS?
1	94	☐ KGS ☒ LBS	24 x 18 x 18	☐ CM ☒ IN	☐ NO ☐ YES (Per attached shipper's declaration) ☒ YES (Shipper's declaration not required)

COUNTRY OF ORIGIN:	DECLARED VALUE FOR CUSTOMS:	DECLARED VALUE FOR CARRIAGE:	CHECK IF SURCHARGE ELECTED: ☐
USA	5	—	

PLEASE SEE REVERSE SIDE FOR SUMMARY CONDITIONS OF CARRIAGE. By tendering this shipment to World Courier, shipper agrees to the Conditions described therein. **WORLD COURIER'S LIABILITY IS LIMITED.** Liability for loss, damage, or delay of this shipment is limited to the greater of 19 Special Drawing Rights per kilogram of this shipment or US$150. This shipment may also be subject to the liability limitations established by the Montreal Convention and other international conventions. Liability may be increased if shipper states in this waybill a declared value for carriage higher than the liability limitations that would otherwise apply and pays the surcharge quoted by World Courier. Under no circumstances shall World Courier be liable for special, punitive, consequential, indirect, or incidental damages or losses. AS PER TSA REGULATIONS SHIPPER AGREES TO THE INSPECTION OF THIS SHIPMENT. PLEASE SEE REVERSE SIDE FOR CONDITIONS OF CARRIAGE.

WARNING: These commodities, technology or software were exported from the United States in accordance with the Export Administration Regulations. Diversion contrary to U.S. Law prohibited.

PRINT NAME OF SHIPPER OR SHIPPER'S AGENT:	DATE:	PRINT NAME OF CONSIGNEE OR CONSIGNEE'S AGENT:	DATE:
WILLIAM CONTENZA	5-26-2015	M. WILMAN	
SIGNATURE OF SHIPPER OR SHIPPER'S AGENT:	**TIME:**	**SIGNATURE OF CONSIGNEE OR CONSIGNEE'S AGENT:**	**TIME:**
William Contenza	1306	X M. Wilman	

COPY 5 DESTINATION-OFFICE COPY COPY 5 WCH 2013 USA

AXYS Analytical Services Ltd
SAMPLE RECEIVING RECORD

Waybill : (Yes) /No — Waybill #: 100603046
Date Shipped: 26-MAY-15 — Date /Time Received: 29-MAY-15 10:00
AXYS Client & Contract # 4765-ARCADIS - FOSTER AFB
Project Number: — Receipt No: WB18389
Login Number:
Received By: IHARDER — Log in by: I. HARDER — Signature:
Axys Sample ID's: L23367-1 to 24, L23368-1 to 24 L23414-1 to 24 L23415-1 to 24
Matrix Type: Serums L23416-1 to 24 L23417-1 to 24 L23418-1 to 24 L23419-1 to 24
Condition of Shipping Container: Intact L23420-1 to 24 L23421-1 to 24 L23422-1 to 23
Temperature upon Receipt: -50 Celcius — Shipped on dry ice, lots left — Thermometer ID: 3437
L23422-1 to 24 Corrected Temperature: -49.7 Celcius

Custody Seals: Shipping Containers Yes /(No) Intact Yes /No Seal Numbers Yes /No
Samples Yes /(No) Intact Yes /No Seal Numbers Yes /No

Chain of Custody or Documents:	(Yes) /No	Tracking Report /Packing List:	Yes /(No)
Sample ID's	(Yes) /No	Sample Tag Numbers	Yes /(No)
Collection Location	(Yes) /No	Sample Type	(Yes) /No
Date & Time Collection	(Yes) /No	Preservative Added	Yes /(No)
Collector's Name	Yes /(No)	Preservation Requested	Yes /(No)

Sample Tags	Yes /(No)		
Sample Labels	(Yes) /No		
Sample Labels Cross Referenced to COC	(Yes) /No	Information Agrees	(Yes) /No
Sample Tags Cross Referenced to Sample Labels	Yes /No	Information Agrees	Yes /No
Sample Tags Cross Referenced to COC	Yes /No	Information Agrees	Yes /No

Comments:
Sample IDs logged in as per PM's instructions

Action Taken:

AXYS

AXYS Analytical Services Ltd.

Login Chain of Custody Report (In01)

Jul. 07, 2015
04:03 PM

Login Number: L23367
Account: 4765 ARCADIS - FOSTER AFB
Project: 06262044.0000

Axys ID versus Client Sample Identification		Received	Due	PR
L23367-1		29-MAY-15		
	Storage: -80, Freezer P			
101 Day 7/8				
18-MAY-15 00:00	Project #: 06262044.0000			
	Description: 19-MAY-15			
Comments: Day 7/8 Volume (mL): 20.0/ 7.4				
Urine	COMPOSITE	:		USD
Urine	MP905	:		USD
EDataDeliv	OH-PAH EDD	:		USD
Data Package	OH-PAH PKG	:		USD
ANY	SAMPLE RECEIPT	3	: 15 mL vial plastic	USD
L23367-2		29-MAY-15		
	Storage: -80, Freezer P			
102 Day 7/8				
18-MAY-15 00:00	Project #: 06262044.0000			
	Description: 19-MAY-15			
Comments: Day 7/8 Volume (mL): 4.6/ 6.0				
Urine	COMPOSITE	:		USD
Urine	MP905	:		USD
EDataDeliv	OH-PAH EDD	:		USD
Data Package	OH-PAH PKG	:		USD
ANY	SAMPLE RECEIPT	2	: 15 mL vial plastic	USD
L23367-3		29-MAY-15		
	Storage: -80, Freezer P			
201 Day 7/8				
18-MAY-15 00:00	Project #: 06262044.0000			
	Description: 19-MAY-15			
Comments: Day 7/8 Volume (mL): 5.0/ 5.0				
Urine	COMPOSITE	:		USD
Urine	MP905	:		USD
EDataDeliv	OH-PAH EDD	:		USD
Data Package	OH-PAH PKG	:		USD
ANY	SAMPLE RECEIPT	2	: 15 mL vial plastic	USD
L23367-4		29-MAY-15		
	Storage: -80, Freezer P			
202 Day 7/8				
18-MAY-15 00:00	Project #: 06262044.0000			
	Description: 19-MAY-15			
Comments: Day 7/8 Volume (mL): 4.5/ 5.5				
Urine	COMPOSITE	:		USD
Urine	MP905	:		USD
EDataDeliv	OH-PAH EDD	:		USD
Data Package	OH-PAH PKG	:		USD
ANY	SAMPLE RECEIPT	2	: 15 mL vial plastic	USD

AXYS

AXYS Analytical Services Ltd.

Login Chain of Custody Report (In01)

Jul. 07, 2015
04:03 PM

Login Number: L23367
Account: 4765 ARCADIS - FOSTER AFB
Project: 06262044.0000

Axys ID versus Client Sample Identification		Received	Due	PR
L23367-5		29-MAY-15		
	Storage: -80, Freezer P			
301 Day 7/8				
18-MAY-15 00:00	Project #: 06262044.0000			
	Description: 19-MAY-15			
Comments: Day 7/8 Volume (mL): 3.4/ 4.3				
Urine	COMPOSITE	:		USD
Urine	MP905	:		USD
EDataDeliv	OH-PAH EDD	:		USD
Data Package	OH-PAH PKG	:		USD
ANY	SAMPLE RECEIPT	2	: 15 mL vial plastic	USD
L23367-6		29-MAY-15		
	Storage: -80, Freezer P			
302 Day 7/8				
18-MAY-15 00:00	Project #: 06262044.0000			
	Description: 19-MAY-15			
Comments: Day 7/8 Volume (mL): 4.0/ 3.1				
Urine	COMPOSITE	:		USD
Urine	MP905	:		USD
EDataDeliv	OH-PAH EDD	:		USD
Data Package	OH-PAH PKG	:		USD
ANY	SAMPLE RECEIPT	2	: 15 mL vial plastic	USD
L23367-7		29-MAY-15		
	Storage: -80, Freezer P			
401 Day 7/8				
18-MAY-15 00:00	Project #: 06262044.0000			
	Description: 19-MAY-15			
Comments: Day 7/8 Volume (mL): 4.8/ 3.5				
Urine	COMPOSITE	:		USD
Urine	MP905	:		USD
EDataDeliv	OH-PAH EDD	:		USD
Data Package	OH-PAH PKG	:		USD
ANY	SAMPLE RECEIPT	2	: 15 mL vial plastic	USD
L23367-8		29-MAY-15		
	Storage: -80, Freezer P			
402 Day 7/8				
18-MAY-15 00:00	Project #: 06262044.0000			
	Description: 19-MAY-15			
Comments: Day 7/8 Volume (mL): 5.5/ 7.1				
Urine	COMPOSITE	:		USD
Urine	MP905	:		USD
EDataDeliv	OH-PAH EDD	:		USD
Data Package	OH-PAH PKG	:		USD
ANY	SAMPLE RECEIPT	2	: 15 mL vial plastic	USD

AXYS

AXYS Analytical Services Ltd.

Login Chain of Custody Report (In01)

Jul. 07, 2015
04:03 PM

Login Number: L23367
Account: 4765 ARCADIS - FOSTER AFB
Project: 06262044.0000

Axys ID versus Client Sample Identification		Received	Due	PR
L23367-9		29-MAY-15		
	Storage: -80, Freezer P			
501 Day 7/8				
18-MAY-15 00:00	Project #: 06262044.0000			
	Description: 19-MAY-15			
Comments: Day 7/8 Volume (mL): 3.5/ 5.5				
Urine	COMPOSITE	:		USD
Urine	MP905	:		USD
EDataDeliv	OH-PAH EDD	:		USD
Data Package	OH-PAH PKG	:		USD
ANY	SAMPLE RECEIPT	2	: 15 mL vial plastic	USD
L23367-10		29-MAY-15		
	Storage: -80, Freezer P			
502 Day 7/8				
18-MAY-15 00:00	Project #: 06262044.0000			
	Description: 19-MAY-15			
Comments: Day 7/8 Volume (mL): 9.6/ 5.5				
Urine	COMPOSITE	:		USD
Urine	MP905	:		USD
EDataDeliv	OH-PAH EDD	:		USD
Data Package	OH-PAH PKG	:		USD
ANY	SAMPLE RECEIPT	2	: 15 mL vial plastic	USD
L23367-11		29-MAY-15		
	Storage: -80, Freezer P			
601 Day 7/8				
18-MAY-15 00:00	Project #: 06262044.0000			
	Description: 19-MAY-15			
Comments: Day 7/8 Volume (mL): 5.1/ 5.9				
Urine	COMPOSITE	:		USD
Urine	MP905	:		USD
EDataDeliv	OH-PAH EDD	:		USD
Data Package	OH-PAH PKG	:		USD
ANY	SAMPLE RECEIPT	2	: 15 mL vial plastic	USD
L23367-12		29-MAY-15		
	Storage: -80, Freezer P			
602 Day 7/8				
18-MAY-15 00:00	Project #: 06262044.0000			
	Description: 19-MAY-15			
Comments: Day 7/8 Volume (mL): 4.0/ 4.5				
Urine	COMPOSITE	:		USD
Urine	MP905	:		USD
EDataDeliv	OH-PAH EDD	:		USD
Data Package	OH-PAH PKG	:		USD
ANY	SAMPLE RECEIPT	2	: 15 mL vial plastic	USD

AXYS

AXYS Analytical Services Ltd.

Login Chain of Custody Report (ln01)

Jul. 07, 2015
04:03 PM

Login Number: L23367
Account: 4765 ARCADIS - FOSTER AFB
Project: 06262044.0000

Axys ID versus Client Sample Identification		Received	Due	PR
L23367-13		29-MAY-15		
	Storage: -80, Freezer P			
701 Day 7/8				
18-MAY-15 00:00	Project #: 06262044.0000			
	Description: 19-MAY-15			
Comments: Day 7/8 Volume (mL): 5.1/ 5.5				
Urine	COMPOSITE	:		USD
Urine	MP905	:		USD
EDataDeliv	OH-PAH EDD	:		USD
Data Package	OH-PAH PKG	:		USD
ANY	SAMPLE RECEIPT	2	: 15 mL vial plastic	USD
L23367-14		29-MAY-15		
	Storage: -80, Freezer P			
702 Day 7/8				
18-MAY-15 00:00	Project #: 06262044.0000			
	Description: 19-MAY-15			
Comments: Day 7/8 Volume (mL): 5.2/ 4.8				
Urine	COMPOSITE	:		USD
Urine	MP905	:		USD
EDataDeliv	OH-PAH EDD	:		USD
Data Package	OH-PAH PKG	:		USD
ANY	SAMPLE RECEIPT	2	: 15 mL vial plastic	USD
L23367-15		29-MAY-15		
	Storage: -80, Freezer P			
801 Day 7/8				
18-MAY-15 00:00	Project #: 06262044.0000			
	Description: 19-MAY-15			
Comments: Day 7/8 Volume (mL): 5.7/ 7.4				
Urine	COMPOSITE	:		USD
Urine	MP905	:		USD
EDataDeliv	OH-PAH EDD	:		USD
Data Package	OH-PAH PKG	:		USD
ANY	SAMPLE RECEIPT	2	: 15 mL vial plastic	USD
L23367-16		29-MAY-15		
	Storage: -80, Freezer P			
802 Day 7/8				
18-MAY-15 00:00	Project #: 06262044.0000			
	Description: 19-MAY-15			
Comments: Day 7/8 Volume (mL): 5.9/ 8.0				
Urine	COMPOSITE	:		USD
Urine	MP905	:		USD
EDataDeliv	OH-PAH EDD	:		USD
Data Package	OH-PAH PKG	:		USD
ANY	SAMPLE RECEIPT	2	: 15 mL vial plastic	USD

AXYS

AXYS Analytical Services Ltd.

Login Chain of Custody Report (ln01)

Jul. 07, 2015
04:03 PM

Login Number: L23367
Account: 4765 ARCADIS - FOSTER AFB
Project: 06262044.0000

Axys ID versus Client Sample Identification		**Received**	**Due**	**PR**
L23367-17		29-MAY-15		
	Storage: -80, Freezer P			
901 Day 7/8				
18-MAY-15 00:00	Project #: 06262044.0000			
	Description: 19-MAY-15			
Comments: Day 7/8 Volume (mL): 4.0/ 4.1				
Urine	COMPOSITE	:		USD
Urine	MP905	:		USD
EDataDeliv	OH-PAH EDD	:		USD
Data Package	OH-PAH PKG	:		USD
ANY	SAMPLE RECEIPT	2	: 15 mL vial plastic	USD
L23367-18		29-MAY-15		
	Storage: -80, Freezer P			
902 Day 7/8				
18-MAY-15 00:00	Project #: 06262044.0000			
	Description: 19-MAY-15			
Comments: Day 7/8 Volume (mL): 5.0/ 4.5				
Urine	COMPOSITE	:		USD
Urine	MP905	:		USD
EDataDeliv	OH-PAH EDD	:		USD
Data Package	OH-PAH PKG	:		USD
ANY	SAMPLE RECEIPT	2	: 15 mL vial plastic	USD
L23367-19		29-MAY-15		
	Storage: -80, Freezer P			
1001 Day 7/8				
18-MAY-15 00:00	Project #: 06262044.0000			
	Description: 19-MAY-15			
Comments: Day 7/8 Volume (mL): 5.4/ 6.3				
Urine	COMPOSITE	:		USD
Urine	MP905	:		USD
EDataDeliv	OH-PAH EDD	:		USD
Data Package	OH-PAH PKG	:		USD
ANY	SAMPLE RECEIPT	2	: 15 mL vial plastic	USD
L23367-20		29-MAY-15		
	Storage: -80, Freezer P			
1002 Day 7/8				
18-MAY-15 00:00	Project #: 06262044.0000			
	Description: 19-MAY-15			
Comments: Day 7/8 Volume (mL): 3.6/ 4.0				
Urine	COMPOSITE	:		USD
Urine	MP905	:		USD
EDataDeliv	OH-PAH EDD	:		USD
Data Package	OH-PAH PKG	:		USD
ANY	SAMPLE RECEIPT	2	: 15 mL vial plastic	USD

AXYS

AXYS Analytical Services Ltd.

Login Chain of Custody Report (In01)

Jul. 07, 2015
04:03 PM

Login Number: L23367
Account: 4765 ARCADIS - FOSTER AFB
Project: 06262044.0000

Axys ID versus Client Sample Identification		Received	Due	PR
L23367-21		29-MAY-15		
	Storage: -80, Freezer P			
1101 Day 7/8				
18-MAY-15 00:00	Project #: 06262044.0000			
	Description: 19-MAY-15			
Comments: Day 7/8 Volume (mL): 4.5/ 5.3				
Urine	COMPOSITE	:		USD
Urine	MP905	:		USD
EDataDeliv	OH-PAH EDD	:		USD
Data Package	OH-PAH PKG	:		USD
ANY	SAMPLE RECEIPT	2	: 15 mL vial plastic	USD
L23367-22		29-MAY-15		
	Storage: -80, Freezer P			
1102 Day 7/8				
18-MAY-15 00:00	Project #: 06262044.0000			
	Description: 19-MAY-15			
Comments: Day 7/8 Volume (mL): 5.0/ 5.5				
Urine	COMPOSITE	:		USD
Urine	MP905	:		USD
EDataDeliv	OH-PAH EDD	:		USD
Data Package	OH-PAH PKG	:		USD
ANY	SAMPLE RECEIPT	2	: 15 mL vial plastic	USD
L23367-23		29-MAY-15		
	Storage: -80, Freezer P			
1201 Day 7/8				
18-MAY-15 00:00	Project #: 06262044.0000			
	Description: 19-MAY-15			
Comments: Day 7/8 Volume (mL): 6.0/ 5.0				
Urine	COMPOSITE	:		USD
Urine	MP905	:		USD
EDataDeliv	OH-PAH EDD	:		USD
Data Package	OH-PAH PKG	:		USD
ANY	SAMPLE RECEIPT	2	: 15 mL vial plastic	USD
L23367-24		29-MAY-15		
	Storage: -80, Freezer P			
1202 Day 7/8				
18-MAY-15 00:00	Project #: 06262044.0000			
	Description: 19-MAY-15			
Comments: Day 7/8 Volume (mL): 5.0/ 5.4				
Urine	COMPOSITE	:		USD
Urine	MP905	:		USD
EDataDeliv	OH-PAH EDD	:		USD
Data Package	OH-PAH PKG	:		USD
ANY	SAMPLE RECEIPT	2	: 15 mL vial plastic	USD

AXYS

AXYS Analytical Services Ltd.

Login Chain of Custody Report (ln01)

Jul. 07, 2015
04:03 PM

Login Number: L23368
Account: 4765 ARCADIS - FOSTER AFB
Project: 06262044.0000

Axys ID versus Client Sample Identification		Received	Due	PR
L23368-1		29-MAY-15		
	Storage: -80, Freezer P			
101 Day 14/15				
25-MAY-15 00:00	Project #: 06262044.0000			
	Description: 26-MAY-15			
Comments: Day 7/8 Volume (mL): 7.3/ 6.4				
Urine	COMPOSITE	:		USD
Urine	MP905	:		USD
EDataDeliv	OH-PAH EDD	:		USD
Data Package	OH-PAH PKG	:		USD
ANY	SAMPLE RECEIPT	2	: 15 mL vial plastic	USD
L23368-2		29-MAY-15		
	Storage: -80, Freezer P			
102 Day 14/15				
25-MAY-15 00:00	Project #: 06262044.0000			
	Description: 26-MAY-15			
Comments: Day 7/8 Volume (mL): 4.5/ 2.5				
Urine	COMPOSITE	:		USD
Urine	MP905	:		USD
EDataDeliv	OH-PAH EDD	:		USD
Data Package	OH-PAH PKG	:		USD
ANY	SAMPLE RECEIPT	2	: 15 mL vial plastic	USD
L23368-3		29-MAY-15		
	Storage: -80, Freezer P			
201 Day 14/15				
25-MAY-15 00:00	Project #: 06262044.0000			
	Description: 26-MAY-15			
Comments: Day 7/8 Volume (mL): 1.8/ 2.5				
Urine	COMPOSITE	:		USD
Urine	MP905	:		USD
EDataDeliv	OH-PAH EDD	:		USD
Data Package	OH-PAH PKG	:		USD
ANY	SAMPLE RECEIPT	2	: 15 mL vial plastic	USD
L23368-4		29-MAY-15		
	Storage: -80, Freezer P			
202 Day 14/15				
25-MAY-15 00:00	Project #: 06262044.0000			
	Description: 26-MAY-15			
Comments: Day 7/8 Volume (mL): 4.5/ 5.5				
Urine	COMPOSITE	:		USD
Urine	MP905	:		USD
EDataDeliv	OH-PAH EDD	:		USD
Data Package	OH-PAH PKG	:		USD
ANY	SAMPLE RECEIPT	2	: 15 mL vial plastic	USD

AXYS

AXYS Analytical Services Ltd.

Login Chain of Custody Report (ln01)

Jul. 07, 2015
04:03 PM

Login Number: L23368
Account: 4765 ARCADIS - FOSTER AFB
Project: 06262044.0000

Axys ID versus Client Sample Identification			Received	Due	PR
L23368-5			29-MAY-15		
		Storage: -80, Freezer P			
301 Day 14/15					
25-MAY-15 00:00		Project #: 06262044.0000			
		Description: 26-MAY-15			
Comments: Day 7/8 Volume (mL): 5.8/ 3.8					
Urine	COMPOSITE		:		USD
Urine	MP905		:		USD
EDataDeliv	OH-PAH EDD		:		USD
Data Package	OH-PAH PKG		:		USD
ANY	SAMPLE RECEIPT		2	: 15 mL vial plastic	USD
L23368-6			29-MAY-15		
		Storage: -80, Freezer P			
302 Day 14/15					
25-MAY-15 00:00		Project #: 06262044.0000			
		Description: 26-MAY-15			
Comments: Day 7/8 Volume (mL): 6.5/ 4.5					
Urine	COMPOSITE		:		USD
Urine	MP905		:		USD
EDataDeliv	OH-PAH EDD		:		USD
Data Package	OH-PAH PKG		:		USD
ANY	SAMPLE RECEIPT		2	: 15 mL vial plastic	USD
L23368-7			29-MAY-15		
		Storage: -80, Freezer P			
401 Day 14/15					
25-MAY-15 00:00		Project #: 06262044.0000			
		Description: 26-MAY-15			
Comments: Day 7/8 Volume (mL): 3.9/ 5.0					
Urine	COMPOSITE		:		USD
Urine	MP905		:		USD
EDataDeliv	OH-PAH EDD		:		USD
Data Package	OH-PAH PKG		:		USD
ANY	SAMPLE RECEIPT		2	: 15 mL vial plastic	USD
L23368-8			29-MAY-15		
		Storage: -80, Freezer P			
402 Day 14/15					
25-MAY-15 00:00		Project #: 06262044.0000			
		Description: 26-MAY-15			
Comments: Day 7/8 Volume (mL): 8.0/ 7.6					
Urine	COMPOSITE		:		USD
Urine	MP905		:		USD
EDataDeliv	OH-PAH EDD		:		USD
Data Package	OH-PAH PKG		:		USD
ANY	SAMPLE RECEIPT		2	: 15 mL vial plastic	USD

AXYS

AXYS Analytical Services Ltd.

Login Chain of Custody Report (In01)

Jul. 07, 2015
04:03 PM

Login Number: L23368
Account: 4765 ARCADIS - FOSTER AFB
Project: 06262044.0000

Axys ID versus Client Sample Identification		Received	Due	PR
L23368-9		29-MAY-15		
	Storage: -80, Freezer P			
501 Day 14/15				
25-MAY-15 00:00	Project #: 06262044.0000			
	Description: 26-MAY-15			
Comments: Day 7/8 Volume (mL): 4.3/ 2.8				
Urine	COMPOSITE	:		USD
Urine	MP905	:		USD
EDataDeliv	OH-PAH EDD	:		USD
Data Package	OH-PAH PKG	:		USD
ANY	SAMPLE RECEIPT	2	: 15 mL vial plastic	USD
L23368-10		29-MAY-15		
	Storage: -80, Freezer P			
502 Day 14/15				
25-MAY-15 00:00	Project #: 06262044.0000			
	Description: 26-MAY-15			
Comments: Day 7/8 Volume (mL): 4.6/ 6.3				
Urine	COMPOSITE	:		USD
Urine	MP905	:		USD
EDataDeliv	OH-PAH EDD	:		USD
Data Package	OH-PAH PKG	:		USD
ANY	SAMPLE RECEIPT	2	: 15 mL vial plastic	USD
L23368-11		29-MAY-15		
	Storage: -80, Freezer P			
601 Day 14/15				
25-MAY-15 00:00	Project #: 06262044.0000			
	Description: 26-MAY-15			
Comments: Day 7/8 Volume (mL): 5.5/ 8.0				
Urine	COMPOSITE	:		USD
Urine	MP905	:		USD
EDataDeliv	OH-PAH EDD	:		USD
Data Package	OH-PAH PKG	:		USD
ANY	SAMPLE RECEIPT	2	: 15 mL vial plastic	USD
L23368-12		29-MAY-15		
	Storage: -80, Freezer P			
602 Day 14/15				
25-MAY-15 00:00	Project #: 06262044.0000			
	Description: 26-MAY-15			
Comments: Day 7/8 Volume (mL): 7.0/ 9.5				
Urine	COMPOSITE	:		USD
Urine	MP905	:		USD
EDataDeliv	OH-PAH EDD	:		USD
Data Package	OH-PAH PKG	:		USD
ANY	SAMPLE RECEIPT	2	: 15 mL vial plastic	USD

AXYS

AXYS Analytical Services Ltd.

Login Chain of Custody Report (In01)

Jul. 07, 2015
04:03 PM

Login Number: L23368
Account: 4765 ARCADIS - FOSTER AFB
Project: 06262044.0000

Axys ID versus Client Sample Identification		Received	Due	PR
L23368-13		29-MAY-15		
	Storage: -80, Freezer P			
701 Day 14/15				
25-MAY-15 00:00	Project #: 06262044.0000			
	Description: 26-MAY-15			
Comments: Day 7/8 Volume (mL): 5.4/ 4.4				
Urine	COMPOSITE	:		USD
Urine	MP905	:		USD
EDataDeliv	OH-PAH EDD	:		USD
Data Package	OH-PAH PKG	:		USD
ANY	SAMPLE RECEIPT	2	: 15 mL vial plastic	USD
L23368-14		29-MAY-15		
	Storage: -80, Freezer P			
702 Day 14/15				
25-MAY-15 00:00	Project #: 06262044.0000			
	Description: 26-MAY-15			
Comments: Day 7/8 Volume (mL): 3.8/ 8.0				
Urine	COMPOSITE	:		USD
Urine	MP905	:		USD
EDataDeliv	OH-PAH EDD	:		USD
Data Package	OH-PAH PKG	:		USD
ANY	SAMPLE RECEIPT	2	: 15 mL vial plastic	USD
L23368-15		29-MAY-15		
	Storage: -80, Freezer P			
801 Day 14/15				
25-MAY-15 00:00	Project #: 06262044.0000			
	Description: 26-MAY-15			
Comments: Day 7/8 Volume (mL): 7.0/ 5.8				
Urine	COMPOSITE	:		USD
Urine	MP905	:		USD
EDataDeliv	OH-PAH EDD	:		USD
Data Package	OH-PAH PKG	:		USD
ANY	SAMPLE RECEIPT	2	: 15 mL vial plastic	USD
L23368-16		29-MAY-15		
	Storage: -80, Freezer P			
802 Day 14/15				
25-MAY-15 00:00	Project #: 06262044.0000			
	Description: 26-MAY-15			
Comments: Day 7/8 Volume (mL): 7.7/ 14.8				
Urine	COMPOSITE	:		USD
Urine	MP905	:		USD
EDataDeliv	OH-PAH EDD	:		USD
Data Package	OH-PAH PKG	:		USD
ANY	SAMPLE RECEIPT	2	: 15 mL vial plastic	USD

AXYS

AXYS Analytical Services Ltd.

Login Chain of Custody Report (In01)

Jul. 07, 2015
04:03 PM

Login Number: L23368
Account: 4765 ARCADIS - FOSTER AFB
Project: 06262044.0000

Axys ID versus Client Sample Identification		Received	Due	PR
L23368-17		29-MAY-15		
	Storage: -80, Freezer P			
901 Day 14/15				
25-MAY-15 00:00	Project #: 06262044.0000			
	Description: 26-MAY-15			
Comments: Day 7/8 Volume (mL): 4.5/ 4.5				
Urine	COMPOSITE	:		USD
Urine	MP905	:		USD
EDataDeliv	OH-PAH EDD	:		USD
Data Package	OH-PAH PKG	:		USD
ANY	SAMPLE RECEIPT	2	: 15 mL vial plastic	USD
L23368-18		29-MAY-15		
	Storage: -80, Freezer P			
902 Day 14/15				
25-MAY-15 00:00	Project #: 06262044.0000			
	Description: 26-MAY-15			
Comments: Day 7/8 Volume (mL): 5.4/ 4.8				
Urine	COMPOSITE	:		USD
Urine	MP905	:		USD
EDataDeliv	OH-PAH EDD	:		USD
Data Package	OH-PAH PKG	:		USD
ANY	SAMPLE RECEIPT	2	: 15 mL vial plastic	USD
L23368-19		29-MAY-15		
	Storage: -80, Freezer P			
1001 Day 14/15				
25-MAY-15 00:00	Project #: 06262044.0000			
	Description: 26-MAY-15			
Comments: Day 7/8 Volume (mL): 6.0/ 19.4				
Urine	COMPOSITE	:		USD
Urine	MP905	:		USD
EDataDeliv	OH-PAH EDD	:		USD
Data Package	OH-PAH PKG	:		USD
ANY	SAMPLE RECEIPT	2	: 15 mL vial plastic	USD
L23368-20		29-MAY-15		
	Storage: -80, Freezer P			
1002 Day 14/15				
25-MAY-15 00:00	Project #: 06262044.0000			
	Description: 26-MAY-15			
Comments: Day 7/8 Volume (mL): 5.3/ 5.0				
Urine	COMPOSITE	:		USD
Urine	MP905	:		USD
EDataDeliv	OH-PAH EDD	:		USD
Data Package	OH-PAH PKG	:		USD
ANY	SAMPLE RECEIPT	2	: 15 mL vial plastic	USD

AXYS

AXYS Analytical Services Ltd.

Login Chain of Custody Report (In01)

Jul. 07, 2015
04:03 PM

Login Number: L23368
Account: 4765 ARCADIS - FOSTER AFB
Project: 06262044.0000

Axys ID versus Client Sample Identification		**Received**	**Due**	**PR**
L23368-21		29-MAY-15		
	Storage: -80, Freezer P			
1101 Day 14/15				
25-MAY-15 00:00	Project #: 06262044.0000			
	Description: 26-MAY-15			
Comments: Day 7/8 Volume (mL): 3.8/ 6.0				
Urine	COMPOSITE	:		USD
Urine	MP905	:		USD
EDataDeliv	OH-PAH EDD	:		USD
Data Package	OH-PAH PKG	:		USD
ANY	SAMPLE RECEIPT	2	: 15 mL vial plastic	USD
L23368-22		29-MAY-15		
	Storage: -80, Freezer P			
1102 Day 14/15				
25-MAY-15 00:00	Project #: 06262044.0000			
	Description: 26-MAY-15			
Comments: Day 7/8 Volume (mL): 3.8/ 5.5				
Urine	COMPOSITE	:		USD
Urine	MP905	:		USD
EDataDeliv	OH-PAH EDD	:		USD
Data Package	OH-PAH PKG	:		USD
ANY	SAMPLE RECEIPT	2	: 15 mL vial plastic	USD
L23368-23		29-MAY-15		
	Storage: -80, Freezer P			
1201 Day 14/15				
25-MAY-15 00:00	Project #: 06262044.0000			
	Description: 26-MAY-15			
Comments: Day 7/8 Volume (mL): 4.8/ 7.0				
Urine	COMPOSITE	:		USD
Urine	MP905	:		USD
EDataDeliv	OH-PAH EDD	:		USD
Data Package	OH-PAH PKG	:		USD
ANY	SAMPLE RECEIPT	2	: 15 mL vial plastic	USD
L23368-24		29-MAY-15		
	Storage: -80, Freezer P			
1202 Day 14/15				
25-MAY-15 00:00	Project #: 06262044.0000			
	Description: 26-MAY-15			
Comments: Day 7/8 Volume (mL): 4.5/ 10.0				
Urine	COMPOSITE	:		USD
Urine	MP905	:		USD
EDataDeliv	OH-PAH EDD	:		USD
Data Package	OH-PAH PKG	:		USD
ANY	SAMPLE RECEIPT	2	: 15 mL vial plastic	USD

AXYS

AXYS Analytical Services Ltd.

Login Chain of Custody Report (ln01)

Jul. 07, 2015
04:04 PM

Login Number: L23414
Account: 4765 ARCADIS - FOSTER AFB
Project: 06262044.0000

Axys ID versus Client Sample Identification			Received	Due	PR
L23414-1			29-MAY-15		
	Storage: -80, Freezer P, top compartment				
101 Day 2 13-MAY-15 00:00	Project #: 06262044.0000				
Urine	HOLD			:	USD
ANY	SAMPLE RECEIPT		1	: 15 mL vial plastic	USD
L23414-2			29-MAY-15		
	Storage: -80, Freezer P, top compartment				
102 Day 2 13-MAY-15 00:00	Project #: 06262044.0000				
Urine	HOLD			:	USD
ANY	SAMPLE RECEIPT		1	: 15 mL vial plastic	USD
L23414-3			29-MAY-15		
	Storage: -80, Freezer P, top compartment				
201 Day 2 13-MAY-15 00:00	Project #: 06262044.0000				
Urine	HOLD			:	USD
ANY	SAMPLE RECEIPT		1	: 15 mL vial plastic	USD
L23414-4			29-MAY-15		
	Storage: -80, Freezer P, top compartment				
202 Day 2 13-MAY-15 00:00	Project #: 06262044.0000				
Urine	HOLD			:	USD
ANY	SAMPLE RECEIPT		1	: 15 mL vial plastic	USD
L23414-5			29-MAY-15		
	Storage: -80, Freezer P, top compartment				
301 Day 2 13-MAY-15 00:00	Project #: 06262044.0000				
Urine	HOLD			:	USD
ANY	SAMPLE RECEIPT		1	: 15 mL vial plastic	USD

AXYS

AXYS Analytical Services Ltd.

Login Chain of Custody Report (ln01)

Jul. 07, 2015
04:04 PM

Login Number: L23414
Account: 4765 ARCADIS - FOSTER AFB
Project: 06262044.0000

Axys ID versus Client Sample Identification		**Received**	**Due**	**PR**
L23414-6		29-MAY-15		
	Storage: -80, Freezer P, top compartment			
302 Day 2 13-MAY-15 00:00	Project #: 06262044.0000			
Urine	HOLD	:		USD
ANY	SAMPLE RECEIPT	1	: 15 mL vial plastic	USD
L23414-7		29-MAY-15		
	Storage: -80, Freezer P, top compartment			
401 Day 2 13-MAY-15 00:00	Project #: 06262044.0000			
Urine	HOLD	:		USD
ANY	SAMPLE RECEIPT	1	: 15 mL vial plastic	USD
L23414-8		29-MAY-15		
	Storage: -80, Freezer P, top compartment			
402 Day 2 13-MAY-15 00:00	Project #: 06262044.0000			
Urine	HOLD	:		USD
ANY	SAMPLE RECEIPT	1	: 15 mL vial plastic	USD
L23414-9		29-MAY-15		
	Storage: -80, Freezer P, top compartment			
501 Day 2 13-MAY-15 00:00	Project #: 06262044.0000			
Urine	HOLD	:		USD
ANY	SAMPLE RECEIPT	1	: 15 mL vial plastic	USD
L23414-10		29-MAY-15		
	Storage: -80, Freezer P, top compartment			
502 Day 2 13-MAY-15 00:00	Project #: 06262044.0000			
Urine	HOLD	:		USD
ANY	SAMPLE RECEIPT	1	: 15 mL vial plastic	USD

AXYS

AXYS Analytical Services Ltd.

Login Chain of Custody Report (In01)

Jul. 07, 2015
04:04 PM

Login Number: L23414
Account: 4765 ARCADIS - FOSTER AFB
Project: 06262044.0000

Axys ID versus Client Sample Identification		Received	Due	PR
L23414-11		29-MAY-15		
	Storage: -80, Freezer P, top compartment			
601 Day 2				
13-MAY-15 00:00	Project #: 06262044.0000			
Urine	HOLD		:	USD
ANY	SAMPLE RECEIPT	1	: 15 mL vial plastic	USD
L23414-12		29-MAY-15		
	Storage: -80, Freezer P, top compartment			
602 Day 2				
13-MAY-15 00:00	Project #: 06262044.0000			
Urine	HOLD		:	USD
ANY	SAMPLE RECEIPT	1	: 15 mL vial plastic	USD
L23414-13		29-MAY-15		
	Storage: -80, Freezer P, top compartment			
701 Day 2				
13-MAY-15 00:00	Project #: 06262044.0000			
Urine	HOLD		:	USD
ANY	SAMPLE RECEIPT	1	: 15 mL vial plastic	USD
L23414-14		29-MAY-15		
	Storage: -80, Freezer P, top compartment			
702 Day 2				
13-MAY-15 00:00	Project #: 06262044.0000			
Urine	HOLD		:	USD
ANY	SAMPLE RECEIPT	1	: 15 mL vial plastic	USD
L23414-15		29-MAY-15		
	Storage: -80, Freezer P, top compartment			
801 Day 2				
13-MAY-15 00:00	Project #: 06262044.0000			
Urine	HOLD		:	USD
ANY	SAMPLE RECEIPT	1	: 15 mL vial plastic	USD

AXYS

AXYS Analytical Services Ltd.

Login Chain of Custody Report (ln01)

Jul. 07, 2015
04:04 PM

Login Number: L23414
Account: 4765 ARCADIS - FOSTER AFB
Project: 06262044.0000

Axys ID versus Client Sample Identification		Received / Due	PR
L23414-16		29-MAY-15	
	Storage: -80, Freezer P, top compartment		
802 Day 2			
13-MAY-15 00:00	Project #: 06262044.0000		
Urine	HOLD	:	USD
ANY	SAMPLE RECEIPT	1 : 15 mL vial plastic	USD
L23414-17		29-MAY-15	
	Storage: -80, Freezer P, top compartment		
901 Day 2			
13-MAY-15 00:00	Project #: 06262044.0000		
Urine	HOLD	:	USD
ANY	SAMPLE RECEIPT	1 : 15 mL vial plastic	USD
L23414-18		29-MAY-15	
	Storage: -80, Freezer P, top compartment		
902 Day 2			
13-MAY-15 00:00	Project #: 06262044.0000		
Urine	HOLD	:	USD
ANY	SAMPLE RECEIPT	1 : 15 mL vial plastic	USD
L23414-19		29-MAY-15	
	Storage: -80, Freezer P, top compartment		
1001 Day 2			
13-MAY-15 00:00	Project #: 06262044.0000		
Urine	HOLD	:	USD
ANY	SAMPLE RECEIPT	2 : 15 mL vial plastic	USD
L23414-20		29-MAY-15	
	Storage: -80, Freezer P, top compartment		
1002 Day 2			
13-MAY-15 00:00	Project #: 06262044.0000		
Urine	HOLD	:	USD
ANY	SAMPLE RECEIPT	1 : 15 mL vial plastic	USD

AXYS

AXYS Analytical Services Ltd.

Login Chain of Custody Report (ln01)

Jul. 07, 2015
04:04 PM

Login Number: L23414
Account: 4765 ARCADIS - FOSTER AFB
Project: 06262044.0000

Axys ID versus Client Sample Identification		Received	Due	PR
L23414-21		29-MAY-15		
	Storage: -80, Freezer P, top compartment			
1101 Day 2				
13-MAY-15 00:00	Project #: 06262044.0000			
Urine	HOLD		:	USD
ANY	SAMPLE RECEIPT	1	: 15 mL vial plastic	USD
L23414-22		29-MAY-15		
	Storage: -80, Freezer P, top compartment			
1102 Day 2				
13-MAY-15 00:00	Project #: 06262044.0000			
Urine	HOLD		:	USD
ANY	SAMPLE RECEIPT	1	: 15 mL vial plastic	USD
L23414-23		29-MAY-15		
	Storage: -80, Freezer P, top compartment			
1201 Day 2				
13-MAY-15 00:00	Project #: 06262044.0000			
Urine	HOLD		:	USD
ANY	SAMPLE RECEIPT	1	: 15 mL vial plastic	USD
L23414-24		29-MAY-15		
	Storage: -80, Freezer P, top compartment			
1202 Day 2				
13-MAY-15 00:00	Project #: 06262044.0000			
Urine	HOLD		:	USD
ANY	SAMPLE RECEIPT	1	: 15 mL vial plastic	USD

AXYS

AXYS Analytical Services Ltd.

Login Chain of Custody Report (ln01)

Jul. 07, 2015
04:11 PM

Login Number: L23415
Account: 4765 ARCADIS - FOSTER AFB
Project: 06262044.0000

Axys ID versus Client Sample Identification		**Received**	**Due**	**PR**
L23415-1		29-MAY-15		
	Storage: -80, Freezer P, top compartment			
101 Day 3 14-MAY-15 00:00	Project #: 06262044.0000			
Urine	HOLD		:	USD
ANY	SAMPLE RECEIPT	1	: 15 mL vial plastic	USD
L23415-2		29-MAY-15		
	Storage: -80, Freezer P, top compartment			
102 Day 3 14-MAY-15 00:00	Project #: 06262044.0000			
Urine	HOLD		:	USD
ANY	SAMPLE RECEIPT	1	: 15 mL vial plastic	USD
L23415-3		29-MAY-15		
	Storage: -80, Freezer P, top compartment			
201 Day 3 14-MAY-15 00:00	Project #: 06262044.0000			
Urine	HOLD		:	USD
ANY	SAMPLE RECEIPT	1	: 15 mL vial plastic	USD
L23415-4		29-MAY-15		
	Storage: -80, Freezer P, top compartment			
202 Day 3 14-MAY-15 00:00	Project #: 06262044.0000			
Urine	HOLD		:	USD
ANY	SAMPLE RECEIPT	1	: 15 mL vial plastic	USD
L23415-5		29-MAY-15		
	Storage: -80, Freezer P, top compartment			
301 Day 3 14-MAY-15 00:00	Project #: 06262044.0000			
Urine	HOLD		:	USD
ANY	SAMPLE RECEIPT	1	: 15 mL vial plastic	USD

AXYS

AXYS Analytical Services Ltd.

Login Chain of Custody Report (ln01)

Jul. 07, 2015
04:11 PM

Login Number: L23415
Account: 4765 ARCADIS - FOSTER AFB
Project: 06262044.0000

Axys ID versus Client Sample Identification		**Received**	**Due**	**PR**
L23415-6		29-MAY-15		
	Storage: -80, Freezer P, top compartment			
302 Day 3 14-MAY-15 00:00	Project #: 06262044.0000			
Urine	HOLD	:		USD
ANY	SAMPLE RECEIPT	1	: 15 mL vial plastic	USD
L23415-7		29-MAY-15		
	Storage: -80, Freezer P, top compartment			
401 Day 3 14-MAY-15 00:00	Project #: 06262044.0000			
Urine	HOLD	:		USD
ANY	SAMPLE RECEIPT	1	: 15 mL vial plastic	USD
L23415-8		29-MAY-15		
	Storage: -80, Freezer P, top compartment			
402 Day 3 14-MAY-15 00:00	Project #: 06262044.0000			
Urine	HOLD	:		USD
ANY	SAMPLE RECEIPT	1	: 15 mL vial plastic	USD
L23415-9		29-MAY-15		
	Storage: -80, Freezer P, top compartment			
501 Day 3 14-MAY-15 00:00	Project #: 06262044.0000			
Urine	HOLD	:		USD
ANY	SAMPLE RECEIPT	1	: 15 mL vial plastic	USD
L23415-10		29-MAY-15		
	Storage: -80, Freezer P, top compartment			
502 Day 3 14-MAY-15 00:00	Project #: 06262044.0000			
Urine	HOLD	:		USD
ANY	SAMPLE RECEIPT	1	: 15 mL vial plastic	USD

AXYS

AXYS Analytical Services Ltd.

Login Chain of Custody Report (ln01)

Jul. 07, 2015
04:11 PM

Login Number: L23415
Account: 4765 ARCADIS - FOSTER AFB
Project: 06262044.0000

Axys ID versus Client Sample Identification		Received	Due	PR
L23415-11		29-MAY-15		
	Storage: -80, Freezer P, top compartment			
601 Day 3				
14-MAY-15 00:00	Project #: 06262044.0000			
Urine	HOLD		:	USD
ANY	SAMPLE RECEIPT	1	: 15 mL vial plastic	USD
L23415-12		29-MAY-15		
	Storage: -80, Freezer P, top compartment			
602 Day 3				
14-MAY-15 00:00	Project #: 06262044.0000			
Urine	HOLD		:	USD
ANY	SAMPLE RECEIPT	1	: 15 mL vial plastic	USD
L23415-13		29-MAY-15		
	Storage: -80, Freezer P, top compartment			
701 Day 3				
14-MAY-15 00:00	Project #: 06262044.0000			
Urine	HOLD		:	USD
ANY	SAMPLE RECEIPT	1	: 15 mL vial plastic	USD
L23415-14		29-MAY-15		
	Storage: -80, Freezer P, top compartment			
702 Day 3				
14-MAY-15 00:00	Project #: 06262044.0000			
Urine	HOLD		:	USD
ANY	SAMPLE RECEIPT	1	: 15 mL vial plastic	USD
L23415-15		29-MAY-15		
	Storage: -80, Freezer P, top compartment			
801 Day 3				
14-MAY-15 00:00	Project #: 06262044.0000			
Urine	HOLD		:	USD
ANY	SAMPLE RECEIPT	1	: 15 mL vial plastic	USD

AXYS

AXYS Analytical Services Ltd.

Login Chain of Custody Report (In01)

Jul. 07, 2015
04:11 PM

Login Number: L23415
Account: 4765 ARCADIS - FOSTER AFB
Project: 06262044.0000

Axys ID versus Client Sample Identification		**Received**	**Due**	**PR**
L23415-16		29-MAY-15		
	Storage: -80, Freezer P, top compartment			
802 Day 3 14-MAY-15 00:00	Project #: 06262044.0000			
Urine	HOLD		:	USD
ANY	SAMPLE RECEIPT	1	: 15 mL vial plastic	USD
L23415-17		29-MAY-15		
	Storage: -80, Freezer P, top compartment			
901 Day 3 14-MAY-15 00:00	Project #: 06262044.0000			
Urine	HOLD		:	USD
ANY	SAMPLE RECEIPT	1	: 15 mL vial plastic	USD
L23415-18		29-MAY-15		
	Storage: -80, Freezer P, top compartment			
902 Day 3 14-MAY-15 00:00	Project #: 06262044.0000			
Urine	HOLD		:	USD
ANY	SAMPLE RECEIPT	1	: 15 mL vial plastic	USD
L23415-19		29-MAY-15		
	Storage: -80, Freezer P, top compartment			
1001 Day 3 14-MAY-15 00:00	Project #: 06262044.0000			
Urine	HOLD		:	USD
ANY	SAMPLE RECEIPT	1	: 15 mL vial plastic	USD
L23415-20		29-MAY-15		
	Storage: -80, Freezer P, top compartment			
1002 Day 3 14-MAY-15 00:00	Project #: 06262044.0000			
Urine	HOLD		:	USD
ANY	SAMPLE RECEIPT	1	: 15 mL vial plastic	USD

AXYS

AXYS Analytical Services Ltd.

Login Chain of Custody Report (ln01)

Jul. 07, 2015
04:11 PM

Login Number: L23415
Account: 4765 ARCADIS - FOSTER AFB
Project: 06262044.0000

Axys ID versus Client Sample Identification		Received	Due	PR
L23415-21		29-MAY-15		
	Storage: -80, Freezer P, top compartment			
1101 Day 3				
14-MAY-15 00:00	Project #: 06262044.0000			
Urine	HOLD		:	USD
ANY	SAMPLE RECEIPT	1	: 15 mL vial plastic	USD
L23415-22		29-MAY-15		
	Storage: -80, Freezer P, top compartment			
1102 Day 3				
14-MAY-15 00:00	Project #: 06262044.0000			
Urine	HOLD		:	USD
ANY	SAMPLE RECEIPT	1	: 15 mL vial plastic	USD
L23415-23		29-MAY-15		
	Storage: -80, Freezer P, top compartment			
1201 Day 3				
14-MAY-15 00:00	Project #: 06262044.0000			
Urine	HOLD		:	USD
ANY	SAMPLE RECEIPT	1	: 15 mL vial plastic	USD
L23415-24		29-MAY-15		
	Storage: -80, Freezer P, top compartment			
1202 Day 3				
14-MAY-15 00:00	Project #: 06262044.0000			
Urine	HOLD		:	USD
ANY	SAMPLE RECEIPT	1	: 15 mL vial plastic	USD

AXYS

AXYS Analytical Services Ltd.

Login Chain of Custody Report (ln01)

Jul. 07, 2015
04:11 PM

Login Number: L23416
Account: 4765 ARCADIS - FOSTER AFB
Project: 06262044.0000

Axys ID versus Client Sample Identification		Received	Due	PR
L23416-1		29-MAY-15		
	Storage: -80, Freezer P, top compartment			
101 Day 4				
15-MAY-15 00:00	Project #: 06262044.0000			
Urine	HOLD		:	USD
ANY	SAMPLE RECEIPT	1	: 15 mL vial plastic	USD
L23416-2		29-MAY-15		
	Storage: -80, Freezer P, top compartment			
102 Day 4				
15-MAY-15 00:00	Project #: 06262044.0000			
Urine	HOLD		:	USD
ANY	SAMPLE RECEIPT	1	: 15 mL vial plastic	USD
L23416-3		29-MAY-15		
	Storage: -80, Freezer P, top compartment			
201 Day 4				
15-MAY-15 00:00	Project #: 06262044.0000			
Urine	HOLD		:	USD
ANY	SAMPLE RECEIPT	1	: 15 mL vial plastic	USD
L23416-4		29-MAY-15		
	Storage: -80, Freezer P, top compartment			
202 Day 4				
15-MAY-15 00:00	Project #: 06262044.0000			
Urine	HOLD		:	USD
ANY	SAMPLE RECEIPT	2	: 15 mL vial plastic	USD
L23416-5		29-MAY-15		
	Storage: -80, Freezer P, top compartment			
301 Day 4				
15-MAY-15 00:00	Project #: 06262044.0000			
Urine	HOLD		:	USD
ANY	SAMPLE RECEIPT	1	: 15 mL vial plastic	USD

AXYS

AXYS Analytical Services Ltd.

Login Chain of Custody Report (In01)

Jul. 07, 2015
04:11 PM

Login Number: L23416
Account: 4765 ARCADIS - FOSTER AFB
Project: 06262044.0000

Axys ID versus Client Sample Identification		Received	Due	PR
L23416-6		29-MAY-15		
	Storage: -80, Freezer P, top compartment			
302 Day 4				
15-MAY-15 00:00	Project #: 06262044.0000			
Urine	HOLD	:		USD
ANY	SAMPLE RECEIPT	1	: 15 mL vial plastic	USD
L23416-7		29-MAY-15		
	Storage: -80, Freezer P, top compartment			
401 Day 4				
15-MAY-15 00:00	Project #: 06262044.0000			
Urine	HOLD	:		USD
ANY	SAMPLE RECEIPT	1	: 15 mL vial plastic	USD
L23416-8		29-MAY-15		
	Storage: -80, Freezer P, top compartment			
402 Day 4				
15-MAY-15 00:00	Project #: 06262044.0000			
Urine	HOLD	:		USD
ANY	SAMPLE RECEIPT	1	: 15 mL vial plastic	USD
L23416-9		29-MAY-15		
	Storage: -80, Freezer P, top compartment			
501 Day 4				
15-MAY-15 00:00	Project #: 06262044.0000			
Urine	HOLD	:		USD
ANY	SAMPLE RECEIPT	1	: 15 mL vial plastic	USD
L23416-10		29-MAY-15		
	Storage: -80, Freezer P, top compartment			
502 Day 4				
15-MAY-15 00:00	Project #: 06262044.0000			
Urine	HOLD	:		USD
ANY	SAMPLE RECEIPT	1	: 15 mL vial plastic	USD

AXYS

AXYS Analytical Services Ltd.

Login Chain of Custody Report (ln01)

Jul. 07, 2015
04:11 PM

Login Number: L23416
Account: 4765 ARCADIS - FOSTER AFB
Project: 06262044.0000

Axys ID versus Client Sample Identification		Received	Due	PR
L23416-11		29-MAY-15		
	Storage: -80, Freezer P, top compartment			
601 Day 4				
15-MAY-15 00:00	Project #: 06262044.0000			
Urine	HOLD		:	USD
ANY	SAMPLE RECEIPT	1	: 15 mL vial plastic	USD
L23416-12		29-MAY-15		
	Storage: -80, Freezer P, top compartment			
602 Day 4				
15-MAY-15 00:00	Project #: 06262044.0000			
Urine	HOLD		:	USD
ANY	SAMPLE RECEIPT	1	: 15 mL vial plastic	USD
L23416-13		29-MAY-15		
	Storage: -80, Freezer P, top compartment			
701 Day 4				
15-MAY-15 00:00	Project #: 06262044.0000			
Urine	HOLD		:	USD
ANY	SAMPLE RECEIPT	1	: 15 mL vial plastic	USD
L23416-14		29-MAY-15		
	Storage: -80, Freezer P, top compartment			
702 Day 4				
15-MAY-15 00:00	Project #: 06262044.0000			
Urine	HOLD		:	USD
ANY	SAMPLE RECEIPT	1	: 15 mL vial plastic	USD
L23416-15		29-MAY-15		
	Storage: -80, Freezer P, top compartment			
801 Day 4				
15-MAY-15 00:00	Project #: 06262044.0000			
Urine	HOLD		:	USD
ANY	SAMPLE RECEIPT	1	: 15 mL vial plastic	USD

AXYS

AXYS Analytical Services Ltd.

Login Chain of Custody Report (In01)

Jul. 07, 2015
04:11 PM

Login Number: L23416
Account: 4765 ARCADIS - FOSTER AFB
Project: 06262044.0000

Axys ID versus Client Sample Identification		Received	Due	PR
L23416-16		29-MAY-15		
	Storage: -80, Freezer P, top compartment			
802 Day 4				
15-MAY-15 00:00	Project #: 06262044.0000			
Urine	HOLD		:	USD
ANY	SAMPLE RECEIPT	1	: 15 mL vial plastic	USD
L23416-17		29-MAY-15		
	Storage: -80, Freezer P, top compartment			
901 Day 4				
15-MAY-15 00:00	Project #: 06262044.0000			
Urine	HOLD		:	USD
ANY	SAMPLE RECEIPT	1	: 15 mL vial plastic	USD
L23416-18		29-MAY-15		
	Storage: -80, Freezer P, top compartment			
902 Day 4				
15-MAY-15 00:00	Project #: 06262044.0000			
Urine	HOLD		:	USD
ANY	SAMPLE RECEIPT	1	: 15 mL vial plastic	USD
L23416-19		29-MAY-15		
	Storage: -80, Freezer P, top compartment			
1001 Day 4				
15-MAY-15 00:00	Project #: 06262044.0000			
Urine	HOLD		:	USD
ANY	SAMPLE RECEIPT	2	: 15 mL vial plastic	USD
L23416-20		29-MAY-15		
	Storage: -80, Freezer P, top compartment			
1002 Day 4				
15-MAY-15 00:00	Project #: 06262044.0000			
Urine	HOLD		:	USD
ANY	SAMPLE RECEIPT	1	: 15 mL vial plastic	USD

AXYS

AXYS Analytical Services Ltd.

Login Chain of Custody Report (ln01)

Jul. 07, 2015
04:11 PM

Login Number: L23416
Account: 4765 ARCADIS - FOSTER AFB
Project: 06262044.0000

Axys ID versus Client Sample Identification		**Received**	**Due**	**PR**
L23416-21		29-MAY-15		
	Storage: -80, Freezer P, top compartment			
1101 Day 4				
15-MAY-15 00:00	Project #: 06262044.0000			
Urine	HOLD	:		USD
ANY	SAMPLE RECEIPT	1	: 15 mL vial plastic	USD
L23416-22		29-MAY-15		
	Storage: -80, Freezer P, top compartment			
1102 Day 4				
15-MAY-15 00:00	Project #: 06262044.0000			
Urine	HOLD	:		USD
ANY	SAMPLE RECEIPT	1	: 15 mL vial plastic	USD
L23416-23		29-MAY-15		
	Storage: -80, Freezer P, top compartment			
1201 Day 4				
15-MAY-15 00:00	Project #: 06262044.0000			
Urine	HOLD	:		USD
ANY	SAMPLE RECEIPT	1	: 15 mL vial plastic	USD
L23416-24		29-MAY-15		
	Storage: -80, Freezer P, top compartment			
1202 Day 4				
15-MAY-15 00:00	Project #: 06262044.0000			
Urine	HOLD	:		USD
ANY	SAMPLE RECEIPT	1	: 15 mL vial plastic	USD

AXYS

AXYS Analytical Services Ltd.

Login Chain of Custody Report (ln01)

Jul. 08, 2015
12:27 PM

Login Number: L23417
Account: 4765 ARCADIS - FOSTER AFB
Project: 06262044.0000

Axys ID versus Client Sample Identification		Received	Due	PR
L23417-1		29-MAY-15		
	Storage: -80, Freezer P, top compartment			
101 Day 5				
16-MAY-15 00:00	Project #: 06262044.0000			
Urine	HOLD	:		USD
ANY	SAMPLE RECEIPT	2	: 15 mL vial plastic	USD
L23417-2		29-MAY-15		
	Storage: -80, Freezer P, top compartment			
102 Day 5				
16-MAY-15 00:00	Project #: 06262044.0000			
Urine	HOLD	:		USD
ANY	SAMPLE RECEIPT	3	: 15 mL vial plastic	USD
L23417-3		29-MAY-15		
	Storage: -80, Freezer P, top compartment			
201 Day 5				
16-MAY-15 00:00	Project #: 06262044.0000			
Urine	HOLD	:		USD
ANY	SAMPLE RECEIPT	1	: 15 mL vial plastic	USD
L23417-4		29-MAY-15		
	Storage: -80, Freezer P, top compartment			
202 Day 5				
16-MAY-15 00:00	Project #: 06262044.0000			
Urine	HOLD	:		USD
ANY	SAMPLE RECEIPT	2	: 15 mL vial plastic	USD
L23417-5		29-MAY-15		
	Storage: -80, Freezer P, top compartment			
301 Day 5				
16-MAY-15 00:00	Project #: 06262044.0000			
Urine	HOLD	:		USD
ANY	SAMPLE RECEIPT	1	: 15 mL vial plastic	USD

AXYS

AXYS Analytical Services Ltd.

Login Chain of Custody Report (In01)

Jul. 08, 2015
12:27 PM

Login Number: L23417
Account: 4765 ARCADIS - FOSTER AFB
Project: 06262044.0000

Axys ID versus Client Sample Identification		**Received**	**Due**	**PR**
L23417-6		29-MAY-15		
	Storage: -80, Freezer P, top compartment			
302 Day 5 16-MAY-15 00:00	Project #: 06262044.0000			
Urine	HOLD	:		USD
ANY	SAMPLE RECEIPT	1	: 15 mL vial plastic	USD
L23417-7		29-MAY-15		
	Storage: -80, Freezer P, top compartment			
401 Day 5 16-MAY-15 00:00	Project #: 06262044.0000			
Urine	HOLD	:		USD
ANY	SAMPLE RECEIPT	1	: 15 mL vial plastic	USD
L23417-8		29-MAY-15		
	Storage: -80, Freezer P, top compartment			
402 Day 5 16-MAY-15 00:00	Project #: 06262044.0000			
Urine	HOLD	:		USD
ANY	SAMPLE RECEIPT	1	: 15 mL vial plastic	USD
L23417-9		29-MAY-15		
	Storage: -80, Freezer P, top compartment			
501 Day 5 16-MAY-15 00:00	Project #: 06262044.0000			
Urine	HOLD	:		USD
ANY	SAMPLE RECEIPT	1	: 15 mL vial plastic	USD
L23417-10		29-MAY-15		
	Storage: -80, Freezer P, top compartment			
502 Day 5 16-MAY-15 00:00	Project #: 06262044.0000			
Urine	HOLD	:		USD
ANY	SAMPLE RECEIPT	1	: 15 mL vial plastic	USD

AXYS

AXYS Analytical Services Ltd.

Login Chain of Custody Report (In01)

Jul. 08, 2015
12:27 PM

Login Number: L23417
Account: 4765 ARCADIS - FOSTER AFB
Project: 06262044.0000

Axys ID versus Client Sample Identification		Received	Due	PR
L23417-11		29-MAY-15		
	Storage: -80, Freezer P, top compartment			
601 Day 5				
16-MAY-15 00:00	Project #: 06262044.0000			
Urine	HOLD		:	USD
ANY	SAMPLE RECEIPT	1	: 15 mL vial plastic	USD
L23417-12		29-MAY-15		
	Storage: -80, Freezer P, top compartment			
602 Day 5				
16-MAY-15 00:00	Project #: 06262044.0000			
Urine	HOLD		:	USD
ANY	SAMPLE RECEIPT	1	: 15 mL vial plastic	USD
L23417-13		29-MAY-15		
	Storage: -80, Freezer P, top compartment			
701 Day 5				
16-MAY-15 00:00	Project #: 06262044.0000			
Urine	HOLD		:	USD
ANY	SAMPLE RECEIPT	1	: 15 mL vial plastic	USD
L23417-14		29-MAY-15		
	Storage: -80, Freezer P, top compartment			
702 Day 5				
16-MAY-15 00:00	Project #: 06262044.0000			
Urine	HOLD		:	USD
ANY	SAMPLE RECEIPT	1	: 15 mL vial plastic	USD
L23417-15		29-MAY-15		
	Storage: -80, Freezer P, top compartment			
801 Day 5				
16-MAY-15 00:00	Project #: 06262044.0000			
Urine	HOLD		:	USD
ANY	SAMPLE RECEIPT	2	: 15 mL vial plastic	USD

AXYS

AXYS Analytical Services Ltd.

Login Chain of Custody Report (ln01)

Jul. 08, 2015
12:27 PM

Login Number: L23417
Account: 4765 ARCADIS - FOSTER AFB
Project: 06262044.0000

Axys ID versus Client Sample Identification		Received	Due	PR
L23417-16		29-MAY-15		
	Storage: -80, Freezer P, top compartment			
802 Day 5				
16-MAY-15 00:00	Project #: 06262044.0000			
Urine	HOLD	:		USD
ANY	SAMPLE RECEIPT	2	: 15 mL vial plastic	USD
L23417-17		29-MAY-15		
	Storage: -80, Freezer P, top compartment			
901 Day 5				
16-MAY-15 00:00	Project #: 06262044.0000			
Urine	HOLD	:		USD
ANY	SAMPLE RECEIPT	1	: 15 mL vial plastic	USD
L23417-18		29-MAY-15		
	Storage: -80, Freezer P, top compartment			
902 Day 5				
16-MAY-15 00:00	Project #: 06262044.0000			
Urine	HOLD	:		USD
ANY	SAMPLE RECEIPT	1	: 15 mL vial plastic	USD
L23417-19		29-MAY-15		
	Storage: -80, Freezer P, top compartment			
1001 Day 5				
16-MAY-15 00:00	Project #: 06262044.0000			
Urine	HOLD	:		USD
ANY	SAMPLE RECEIPT	3	: 15 mL vial plastic	USD
L23417-20		29-MAY-15		
	Storage: -80, Freezer P, top compartment			
1002 Day 5				
16-MAY-15 00:00	Project #: 06262044.0000			
Urine	HOLD	:		USD
ANY	SAMPLE RECEIPT	2	: 15 mL vial plastic	USD

AXYS

AXYS Analytical Services Ltd.

Login Chain of Custody Report (In01)

Jul. 08, 2015
12:27 PM

Login Number: L23417
Account: 4765 ARCADIS - FOSTER AFB
Project: 06262044.0000

Axys ID versus Client Sample Identification		Received	Due	PR
L23417-21		29-MAY-15		
	Storage: -80, Freezer P, top compartment			
1101 Day 5				
16-MAY-15 00:00	Project #: 06262044.0000			
Urine	HOLD		:	USD
ANY	SAMPLE RECEIPT	1	: 15 mL vial plastic	USD
L23417-22		29-MAY-15		
	Storage: -80, Freezer P, top compartment			
1102 Day 5				
16-MAY-15 00:00	Project #: 06262044.0000			
Urine	HOLD		:	USD
ANY	SAMPLE RECEIPT	1	: 15 mL vial plastic	USD
L23417-23		29-MAY-15		
	Storage: -80, Freezer P, top compartment			
1201 Day 5				
16-MAY-15 00:00	Project #: 06262044.0000			
Urine	HOLD		:	USD
ANY	SAMPLE RECEIPT	1	: 15 mL vial plastic	USD
L23417-24		29-MAY-15		
	Storage: -80, Freezer P, top compartment			
1202 Day 5				
16-MAY-15 00:00	Project #: 06262044.0000			
Urine	HOLD		:	USD
ANY	SAMPLE RECEIPT	1	: 15 mL vial plastic	USD

AXYS

AXYS Analytical Services Ltd.

Login Chain of Custody Report (ln01)

Jul. 08, 2015
12:28 PM

Login Number: L23418
Account: 4765 ARCADIS - FOSTER AFB
Project: 06262044.0000

Axys ID versus Client Sample Identification		Received	Due	PR
L23418-1		29-MAY-15		
	Storage: -80, Freezer P, top compartment			
101 Day 6				
17-MAY-15 00:00	Project #: 06262044.0000			
Urine	HOLD		:	USD
ANY	SAMPLE RECEIPT	1	: 15 mL vial plastic	USD
L23418-2		29-MAY-15		
	Storage: -80, Freezer P, top compartment			
102 Day 6				
17-MAY-15 00:00	Project #: 06262044.0000			
Urine	HOLD		:	USD
ANY	SAMPLE RECEIPT	1	: 15 mL vial plastic	USD
L23418-3		29-MAY-15		
	Storage: -80, Freezer P, top compartment			
201 Day 6				
17-MAY-15 00:00	Project #: 06262044.0000			
Urine	HOLD		:	USD
ANY	SAMPLE RECEIPT	1	: 15 mL vial plastic	USD
L23418-4		29-MAY-15		
	Storage: -80, Freezer P, top compartment			
202 Day 6				
17-MAY-15 00:00	Project #: 06262044.0000			
Urine	HOLD		:	USD
ANY	SAMPLE RECEIPT	1	: 15 mL vial plastic	USD
L23418-5		29-MAY-15		
	Storage: -80, Freezer P, top compartment			
301 Day 6				
17-MAY-15 00:00	Project #: 06262044.0000			
Urine	HOLD		:	USD
ANY	SAMPLE RECEIPT	1	: 15 mL vial plastic	USD

AXYS

AXYS Analytical Services Ltd.

Login Chain of Custody Report (ln01)

Jul. 08, 2015
12:28 PM

Login Number: L23418
Account: 4765 ARCADIS - FOSTER AFB
Project: 06262044.0000

Axys ID versus Client Sample Identification		Received	Due	PR
L23418-6		29-MAY-15		
	Storage: -80, Freezer P, top compartment			
302 Day 6				
17-MAY-15 00:00	Project #: 06262044.0000			
Urine	HOLD	:		USD
ANY	SAMPLE RECEIPT	1	: 15 mL vial plastic	USD
L23418-7		29-MAY-15		
	Storage: -80, Freezer P, top compartment			
401 Day 6				
17-MAY-15 00:00	Project #: 06262044.0000			
Urine	HOLD	:		USD
ANY	SAMPLE RECEIPT	1	: 15 mL vial plastic	USD
L23418-8		29-MAY-15		
	Storage: -80, Freezer P, top compartment			
402 Day 6				
17-MAY-15 00:00	Project #: 06262044.0000			
Urine	HOLD	:		USD
ANY	SAMPLE RECEIPT	1	: 15 mL vial plastic	USD
L23418-9		29-MAY-15		
	Storage: -80, Freezer P, top compartment			
501 Day 6				
17-MAY-15 00:00	Project #: 06262044.0000			
Urine	HOLD	:		USD
ANY	SAMPLE RECEIPT	1	: 15 mL vial plastic	USD
L23418-10		29-MAY-15		
	Storage: -80, Freezer P, top compartment			
502 Day 6				
17-MAY-15 00:00	Project #: 06262044.0000			
Urine	HOLD	:		USD
ANY	SAMPLE RECEIPT	1	: 15 mL vial plastic	USD

AXYS

AXYS Analytical Services Ltd.

Login Chain of Custody Report (ln01)

Jul. 08, 2015

12:28 PM

Login Number: L23418
Account: 4765 ARCADIS - FOSTER AFB
Project: 06262044.0000

Axys ID versus Client Sample Identification		Received	Due	PR
L23418-11		29-MAY-15		
	Storage: -80, Freezer P, top compartment			
601 Day 6				
17-MAY-15 00:00	Project #: 06262044.0000			
Urine	HOLD	:		USD
ANY	SAMPLE RECEIPT	1	: 15 mL vial plastic	USD
L23418-12		29-MAY-15		
	Storage: -80, Freezer P, top compartment			
602 Day 6				
17-MAY-15 00:00	Project #: 06262044.0000			
Urine	HOLD	:		USD
ANY	SAMPLE RECEIPT	1	: 15 mL vial plastic	USD
L23418-13		29-MAY-15		
	Storage: -80, Freezer P, top compartment			
701 Day 6				
17-MAY-15 00:00	Project #: 06262044.0000			
Urine	HOLD	:		USD
ANY	SAMPLE RECEIPT	1	: 15 mL vial plastic	USD
L23418-14		29-MAY-15		
	Storage: -80, Freezer P, top compartment			
702 Day 6				
17-MAY-15 00:00	Project #: 06262044.0000			
Urine	HOLD	:		USD
ANY	SAMPLE RECEIPT	1	: 15 mL vial plastic	USD
L23418-15		29-MAY-15		
	Storage: -80, Freezer P, top compartment			
801 Day 6				
17-MAY-15 00:00	Project #: 06262044.0000			
Urine	HOLD	:		USD
ANY	SAMPLE RECEIPT	1	: 15 mL vial plastic	USD

AXYS

AXYS Analytical Services Ltd.

Login Chain of Custody Report (ln01)

Jul. 08, 2015

12:28 PM

Login Number: L23418

Account: 4765 ARCADIS - FOSTER AFB

Project: 06262044.0000

Axys ID versus Client Sample Identification		Received	Due	PR
L23418-16		29-MAY-15		
	Storage: -80, Freezer P, top compartment			
802 Day 6				
17-MAY-15 00:00	Project #: 06262044.0000			
Urine	HOLD		:	USD
ANY	SAMPLE RECEIPT	1	: 15 mL vial plastic	USD
L23418-17		29-MAY-15		
	Storage: -80, Freezer P, top compartment			
901 Day 6				
17-MAY-15 00:00	Project #: 06262044.0000			
Urine	HOLD		:	USD
ANY	SAMPLE RECEIPT	1	: 15 mL vial plastic	USD
L23418-18		29-MAY-15		
	Storage: -80, Freezer P, top compartment			
902 Day 6				
17-MAY-15 00:00	Project #: 06262044.0000			
Urine	HOLD		:	USD
ANY	SAMPLE RECEIPT	1	: 15 mL vial plastic	USD
L23418-19		29-MAY-15		
	Storage: -80, Freezer P, top compartment			
1001 Day 6				
17-MAY-15 00:00	Project #: 06262044.0000			
Urine	HOLD		:	USD
ANY	SAMPLE RECEIPT	1	: 15 mL vial plastic	USD
L23418-20		29-MAY-15		
	Storage: -80, Freezer P, top compartment			
1002 Day 6				
17-MAY-15 00:00	Project #: 06262044.0000			
Urine	HOLD		:	USD
ANY	SAMPLE RECEIPT	1	: 15 mL vial plastic	USD

AXYS

AXYS Analytical Services Ltd.

Login Chain of Custody Report (ln01)

Jul. 08, 2015
12:28 PM

Login Number: L23418
Account: 4765 ARCADIS - FOSTER AFB
Project: 06262044.0000

Axys ID versus Client Sample Identification		**Received**	**Due**	**PR**
L23418-21		29-MAY-15		
	Storage: -80, Freezer P, top compartment			
1101 Day 6 17-MAY-15 00:00	Project #: 06262044.0000			
Urine	HOLD		:	USD
ANY	SAMPLE RECEIPT	1	: 15 mL vial plastic	USD
L23418-22		29-MAY-15		
	Storage: -80, Freezer P, top compartment			
1102 Day 6 17-MAY-15 00:00	Project #: 06262044.0000			
Urine	HOLD		:	USD
ANY	SAMPLE RECEIPT	1	: 15 mL vial plastic	USD
L23418-23		29-MAY-15		
	Storage: -80, Freezer P, top compartment			
1201 Day 6 17-MAY-15 00:00	Project #: 06262044.0000			
Urine	HOLD		:	USD
ANY	SAMPLE RECEIPT	1	: 15 mL vial plastic	USD
L23418-24		29-MAY-15		
	Storage: -80, Freezer P, top compartment			
1202 Day 6 17-MAY-15 00:00	Project #: 06262044.0000			
Urine	HOLD		:	USD
ANY	SAMPLE RECEIPT	1	: 15 mL vial plastic	USD

AXYS

AXYS Analytical Services Ltd.

Login Chain of Custody Report (ln01)

Jul. 08, 2015
12:28 PM

Login Number: L23419
Account: 4765 ARCADIS - FOSTER AFB
Project: 06262044.0000

Axys ID versus Client Sample Identification		Received	Due	PR
L23419-1		29-MAY-15		
	Storage: -80, Freezer P, top compartment			
101 Day 9				
20-MAY-15 00:00	Project #: 06262044.0000			
Urine	HOLD		:	USD
ANY	SAMPLE RECEIPT	1	: 15 mL vial plastic	USD
L23419-2		29-MAY-15		
	Storage: -80, Freezer P, top compartment			
102 Day 9				
20-MAY-15 00:00	Project #: 06262044.0000			
Urine	HOLD		:	USD
ANY	SAMPLE RECEIPT	1	: 15 mL vial plastic	USD
L23419-3		29-MAY-15		
	Storage: -80, Freezer P, top compartment			
201 Day 9				
20-MAY-15 00:00	Project #: 06262044.0000			
Urine	HOLD		:	USD
ANY	SAMPLE RECEIPT	1	: 15 mL vial plastic	USD
L23419-4		29-MAY-15		
	Storage: -80, Freezer P, top compartment			
202 Day 9				
20-MAY-15 00:00	Project #: 06262044.0000			
Urine	HOLD		:	USD
ANY	SAMPLE RECEIPT	1	: 15 mL vial plastic	USD
L23419-5		29-MAY-15		
	Storage: -80, Freezer P, top compartment			
301 Day 9				
20-MAY-15 00:00	Project #: 06262044.0000			
Urine	HOLD		:	USD
ANY	SAMPLE RECEIPT	1	: 15 mL vial plastic	USD

AXYS

AXYS Analytical Services Ltd.

Login Chain of Custody Report (ln01)

Jul. 08, 2015

12:28 PM

Login Number: L23419

Account: 4765 ARCADIS - FOSTER AFB

Project: 06262044.0000

Axys ID versus Client Sample Identification		Received	Due	PR
L23419-6		29-MAY-15		
	Storage: -80, Freezer P, top compartment			
302 Day 9				
20-MAY-15 00:00	Project #: 06262044.0000			
Urine	HOLD	:		USD
ANY	SAMPLE RECEIPT	1	: 15 mL vial plastic	USD
L23419-7		29-MAY-15		
	Storage: -80, Freezer P, top compartment			
401 Day 9				
20-MAY-15 00:00	Project #: 06262044.0000			
Urine	HOLD	:		USD
ANY	SAMPLE RECEIPT	1	: 15 mL vial plastic	USD
L23419-8		29-MAY-15		
	Storage: -80, Freezer P, top compartment			
402 Day 9				
20-MAY-15 00:00	Project #: 06262044.0000			
Urine	HOLD	:		USD
ANY	SAMPLE RECEIPT	1	: 15 mL vial plastic	USD
L23419-9		29-MAY-15		
	Storage: -80, Freezer P, top compartment			
501 Day 9				
20-MAY-15 00:00	Project #: 06262044.0000			
Urine	HOLD	:		USD
ANY	SAMPLE RECEIPT	1	: 15 mL vial plastic	USD
L23419-10		29-MAY-15		
	Storage: -80, Freezer P, top compartment			
502 Day 9				
20-MAY-15 00:00	Project #: 06262044.0000			
Urine	HOLD	:		USD
ANY	SAMPLE RECEIPT	1	: 15 mL vial plastic	USD

AXYS

AXYS Analytical Services Ltd.

Login Chain of Custody Report (ln01)

Jul. 08, 2015

12:28 PM

Login Number: L23419

Account: 4765 ARCADIS - FOSTER AFB

Project: 06262044.0000

Axys ID versus Client Sample Identification		**Received**	**Due**	**PR**
L23419-11		29-MAY-15		
	Storage: -80, Freezer P, top compartment			
601 Day 9 20-MAY-15 00:00	Project #: 06262044.0000			
Urine	HOLD	:		USD
ANY	SAMPLE RECEIPT	1	: 15 mL vial plastic	USD
L23419-12		29-MAY-15		
	Storage: -80, Freezer P, top compartment			
602 Day 9 20-MAY-15 00:00	Project #: 06262044.0000			
Urine	HOLD	:		USD
ANY	SAMPLE RECEIPT	1	: 15 mL vial plastic	USD
L23419-13		29-MAY-15		
	Storage: -80, Freezer P, top compartment			
701 Day 9 20-MAY-15 00:00	Project #: 06262044.0000			
Urine	HOLD	:		USD
ANY	SAMPLE RECEIPT	1	: 15 mL vial plastic	USD
L23419-14		29-MAY-15		
	Storage: -80, Freezer P, top compartment			
702 Day 9 20-MAY-15 00:00	Project #: 06262044.0000			
Urine	HOLD	:		USD
ANY	SAMPLE RECEIPT	1	: 15 mL vial plastic	USD
L23419-15		29-MAY-15		
	Storage: -80, Freezer P, top compartment			
801 Day 9 20-MAY-15 00:00	Project #: 06262044.0000			
Urine	HOLD	:		USD
ANY	SAMPLE RECEIPT	1	: 15 mL vial plastic	USD

AXYS

AXYS Analytical Services Ltd.

Login Chain of Custody Report (ln01)

Jul. 08, 2015
12:28 PM

Login Number: L23419
Account: 4765 ARCADIS - FOSTER AFB
Project: 06262044.0000

Axys ID versus Client Sample Identification		**Received**	**Due**	**PR**
L23419-16		29-MAY-15		
	Storage: -80, Freezer P, top compartment			
802 Day 9				
20-MAY-15 00:00	Project #: 06262044.0000			
Urine	HOLD	:		USD
ANY	SAMPLE RECEIPT	1	: 15 mL vial plastic	USD
L23419-17		29-MAY-15		
	Storage: -80, Freezer P, top compartment			
901 Day 9				
20-MAY-15 00:00	Project #: 06262044.0000			
Urine	HOLD	:		USD
ANY	SAMPLE RECEIPT	1	: 15 mL vial plastic	USD
L23419-18		29-MAY-15		
	Storage: -80, Freezer P, top compartment			
902 Day 9				
20-MAY-15 00:00	Project #: 06262044.0000			
Urine	HOLD	:		USD
ANY	SAMPLE RECEIPT	1	: 15 mL vial plastic	USD
L23419-19		29-MAY-15		
	Storage: -80, Freezer P, top compartment			
1001 Day 9				
20-MAY-15 00:00	Project #: 06262044.0000			
Urine	HOLD	:		USD
ANY	SAMPLE RECEIPT	3	: 15 mL vial plastic	USD
L23419-20		29-MAY-15		
	Storage: -80, Freezer P, top compartment			
1002 Day 9				
20-MAY-15 00:00	Project #: 06262044.0000			
Urine	HOLD	:		USD
ANY	SAMPLE RECEIPT	1	: 15 mL vial plastic	USD

AXYS

AXYS Analytical Services Ltd.

Login Chain of Custody Report (ln01)

Jul. 08, 2015

12:28 PM

Login Number: L23419

Account: 4765 ARCADIS - FOSTER AFB

Project: 06262044.0000

Axys ID versus Client Sample Identification		Received	Due	PR
L23419-21		29-MAY-15		
	Storage: -80, Freezer P, top compartment			
1101 Day 9				
20-MAY-15 00:00	Project #: 06262044.0000			
Urine	HOLD		:	USD
ANY	SAMPLE RECEIPT	1	: 15 mL vial plastic	USD
L23419-22		29-MAY-15		
	Storage: -80, Freezer P, top compartment			
1102 Day 9				
20-MAY-15 00:00	Project #: 06262044.0000			
Urine	HOLD		:	USD
ANY	SAMPLE RECEIPT	1	: 15 mL vial plastic	USD
L23419-23		29-MAY-15		
	Storage: -80, Freezer P, top compartment			
1201 Day 9				
20-MAY-15 00:00	Project #: 06262044.0000			
Urine	HOLD		:	USD
ANY	SAMPLE RECEIPT	1	: 15 mL vial plastic	USD
L23419-24		29-MAY-15		
	Storage: -80, Freezer P, top compartment			
1202 Day 9				
20-MAY-15 00:00	Project #: 06262044.0000			
Urine	HOLD		:	USD
ANY	SAMPLE RECEIPT	1	: 15 mL vial plastic	USD

AXYS

AXYS Analytical Services Ltd.

Login Chain of Custody Report (ln01)

Jul. 08, 2015
12:29 PM

Login Number: L23420
Account: 4765 ARCADIS - FOSTER AFB
Project: 06262044.0000

Axys ID versus Client Sample Identification		Received	Due	PR
L23420-1		29-MAY-15		
	Storage: -80, Freezer P, top compartment			
101 Day 10				
21-MAY-15 00:00	Project #: 06262044.0000			
Urine	HOLD		:	USD
ANY	SAMPLE RECEIPT	1	: 15 mL vial plastic	USD
L23420-2		29-MAY-15		
	Storage: -80, Freezer P, top compartment			
102 Day 10				
21-MAY-15 00:00	Project #: 06262044.0000			
Urine	HOLD		:	USD
ANY	SAMPLE RECEIPT	1	: 15 mL vial plastic	USD
L23420-3		29-MAY-15		
	Storage: -80, Freezer P, top compartment			
201 Day 10				
21-MAY-15 00:00	Project #: 06262044.0000			
Urine	HOLD		:	USD
ANY	SAMPLE RECEIPT	1	: 15 mL vial plastic	USD
L23420-4		29-MAY-15		
	Storage: -80, Freezer P, top compartment			
202 Day 10				
21-MAY-15 00:00	Project #: 06262044.0000			
Urine	HOLD		:	USD
ANY	SAMPLE RECEIPT	1	: 15 mL vial plastic	USD
L23420-5		29-MAY-15		
	Storage: -80, Freezer P, top compartment			
301 Day 10				
21-MAY-15 00:00	Project #: 06262044.0000			
Urine	HOLD		:	USD
ANY	SAMPLE RECEIPT	1	: 15 mL vial plastic	USD

AXYS

AXYS Analytical Services Ltd.

Login Chain of Custody Report (ln01)

Jul. 08, 2015
12:29 PM

Login Number: L23420
Account: 4765 ARCADIS - FOSTER AFB
Project: 06262044.0000

Axys ID versus Client Sample Identification		**Received**	**Due**	**PR**
L23420-6		29-MAY-15		
	Storage: -80, Freezer P, top compartment			
302 Day 10 21-MAY-15 00:00	Project #: 06262044.0000			
Urine	HOLD	:		USD
ANY	SAMPLE RECEIPT	1	: 15 mL vial plastic	USD
L23420-7		29-MAY-15		
	Storage: -80, Freezer P, top compartment			
401 Day 10 21-MAY-15 00:00	Project #: 06262044.0000			
Urine	HOLD	:		USD
ANY	SAMPLE RECEIPT	1	: 15 mL vial plastic	USD
L23420-8		29-MAY-15		
	Storage: -80, Freezer P, top compartment			
402 Day 10 21-MAY-15 00:00	Project #: 06262044.0000			
Urine	HOLD	:		USD
ANY	SAMPLE RECEIPT	1	: 15 mL vial plastic	USD
L23420-9		29-MAY-15		
	Storage: -80, Freezer P, top compartment			
501 Day 10 21-MAY-15 00:00	Project #: 06262044.0000			
Urine	HOLD	:		USD
ANY	SAMPLE RECEIPT	1	: 15 mL vial plastic	USD
L23420-10		29-MAY-15		
	Storage: -80, Freezer P, top compartment			
502 Day 10 21-MAY-15 00:00	Project #: 06262044.0000			
Urine	HOLD	:		USD
ANY	SAMPLE RECEIPT	1	: 15 mL vial plastic	USD

AXYS

AXYS Analytical Services Ltd.

Login Chain of Custody Report (ln01)

Jul. 08, 2015
12:29 PM

Login Number: L23420
Account: 4765 ARCADIS - FOSTER AFB
Project: 06262044.0000

Axys ID versus Client Sample Identification		Received	Due	PR
L23420-11		29-MAY-15		
	Storage: -80, Freezer P, top compartment			
601 Day 10				
21-MAY-15 00:00	Project #: 06262044.0000			
Urine	HOLD		:	USD
ANY	SAMPLE RECEIPT	1	: 15 mL vial plastic	USD
L23420-12		29-MAY-15		
	Storage: -80, Freezer P, top compartment			
602 Day 10				
21-MAY-15 00:00	Project #: 06262044.0000			
Urine	HOLD		:	USD
ANY	SAMPLE RECEIPT	1	: 15 mL vial plastic	USD
L23420-13		29-MAY-15		
	Storage: -80, Freezer P, top compartment			
701 Day 10				
21-MAY-15 00:00	Project #: 06262044.0000			
Urine	HOLD		:	USD
ANY	SAMPLE RECEIPT	1	: 15 mL vial plastic	USD
L23420-14		29-MAY-15		
	Storage: -80, Freezer P, top compartment			
702 Day 10				
21-MAY-15 00:00	Project #: 06262044.0000			
Urine	HOLD		:	USD
ANY	SAMPLE RECEIPT	1	: 15 mL vial plastic	USD
L23420-15		29-MAY-15		
	Storage: -80, Freezer P, top compartment			
801 Day 10				
21-MAY-15 00:00	Project #: 06262044.0000			
Urine	HOLD		:	USD
ANY	SAMPLE RECEIPT	1	: 15 mL vial plastic	USD

AXYS

AXYS Analytical Services Ltd.

Login Chain of Custody Report (ln01)

Jul. 08, 2015

12:29 PM

Login Number: L23420

Account: 4765 ARCADIS - FOSTER AFB

Project: 06262044.0000

Axys ID versus Client Sample Identification		Received	Due	PR
L23420-16		29-MAY-15		
	Storage: -80, Freezer P, top compartment			
802 Day 10				
21-MAY-15 00:00	Project #: 06262044.0000			
Urine	HOLD	:		USD
ANY	SAMPLE RECEIPT	2	: 15 mL vial plastic	USD
L23420-17		29-MAY-15		
	Storage: -80, Freezer P, top compartment			
901 Day 10				
21-MAY-15 00:00	Project #: 06262044.0000			
Urine	HOLD	:		USD
ANY	SAMPLE RECEIPT	1	: 15 mL vial plastic	USD
L23420-18		29-MAY-15		
	Storage: -80, Freezer P, top compartment			
902 Day 10				
21-MAY-15 00:00	Project #: 06262044.0000			
Urine	HOLD	:		USD
ANY	SAMPLE RECEIPT	1	: 15 mL vial plastic	USD
L23420-19		29-MAY-15		
	Storage: -80, Freezer P, top compartment			
1001 Day 10				
21-MAY-15 00:00	Project #: 06262044.0000			
Urine	HOLD	:		USD
ANY	SAMPLE RECEIPT	2	: 15 mL vial plastic	USD
L23420-20		29-MAY-15		
	Storage: -80, Freezer P, top compartment			
1002 Day 10				
21-MAY-15 00:00	Project #: 06262044.0000			
Urine	HOLD	:		USD
ANY	SAMPLE RECEIPT	2	: 15 mL vial plastic	USD

AXYS

AXYS Analytical Services Ltd.

Login Chain of Custody Report (ln01)

Jul. 08, 2015
12:29 PM

Login Number: L23420
Account: 4765 ARCADIS - FOSTER AFB
Project: 06262044.0000

Axys ID versus Client Sample Identification		**Received**	**Due**	**PR**
L23420-21		29-MAY-15		
	Storage: -80, Freezer P, top compartment			
1101 Day 10				
21-MAY-15 00:00	Project #: 06262044.0000			
Urine	HOLD	:		USD
ANY	SAMPLE RECEIPT	1	: 15 mL vial plastic	USD
L23420-22		29-MAY-15		
	Storage: -80, Freezer P, top compartment			
1102 Day 10				
21-MAY-15 00:00	Project #: 06262044.0000			
Urine	HOLD	:		USD
ANY	SAMPLE RECEIPT	1	: 15 mL vial plastic	USD
L23420-23		29-MAY-15		
	Storage: -80, Freezer P, top compartment			
1201 Day 10				
21-MAY-15 00:00	Project #: 06262044.0000			
Urine	HOLD	:		USD
ANY	SAMPLE RECEIPT	1	: 15 mL vial plastic	USD
L23420-24		29-MAY-15		
	Storage: -80, Freezer P, top compartment			
1202 Day 10				
21-MAY-15 00:00	Project #: 06262044.0000			
Urine	HOLD	:		USD
ANY	SAMPLE RECEIPT	1	: 15 mL vial plastic	USD

AXYS

AXYS Analytical Services Ltd.

Login Chain of Custody Report (ln01)

Jul. 08, 2015
12:29 PM

Login Number: L23421
Account: 4765 ARCADIS - FOSTER AFB
Project: 06262044.0000

Axys ID versus Client Sample Identification		Received	Due	PR
L23421-1		29-MAY-15		
	Storage: -80, Freezer P, top compartment			
101 Day 11				
22-MAY-15 00:00	Project #: 06262044.0000			
Urine	HOLD		:	USD
ANY	SAMPLE RECEIPT	1	: 15 mL vial plastic	USD
L23421-2		29-MAY-15		
	Storage: -80, Freezer P, top compartment			
102 Day 11				
22-MAY-15 00:00	Project #: 06262044.0000			
Urine	HOLD		:	USD
ANY	SAMPLE RECEIPT	1	: 15 mL vial plastic	USD
L23421-3		29-MAY-15		
	Storage: -80, Freezer P, top compartment			
201 Day 11				
22-MAY-15 00:00	Project #: 06262044.0000			
Urine	HOLD		:	USD
ANY	SAMPLE RECEIPT	1	: 15 mL vial plastic	USD
L23421-4		29-MAY-15		
	Storage: -80, Freezer P, top compartment			
202 Day 11				
22-MAY-15 00:00	Project #: 06262044.0000			
Urine	HOLD		:	USD
ANY	SAMPLE RECEIPT	2	: 15 mL vial plastic	USD
L23421-5		29-MAY-15		
	Storage: -80, Freezer P, top compartment			
301 Day 11				
22-MAY-15 00:00	Project #: 06262044.0000			
Urine	HOLD		:	USD
ANY	SAMPLE RECEIPT	1	: 15 mL vial plastic	USD

AXYS

AXYS Analytical Services Ltd.

Login Chain of Custody Report (ln01)

Jul. 08, 2015
12:29 PM

Login Number: L23421
Account: 4765 ARCADIS - FOSTER AFB
Project: 06262044.0000

Axys ID versus Client Sample Identification		Received	Due	PR
L23421-6		29-MAY-15		
	Storage: -80, Freezer P, top compartment			
302 Day 11 22-MAY-15 00:00	Project #: 06262044.0000			
Urine	HOLD		:	USD
ANY	SAMPLE RECEIPT	1	: 15 mL vial plastic	USD
L23421-7		29-MAY-15		
	Storage: -80, Freezer P, top compartment			
401 Day 11 22-MAY-15 00:00	Project #: 06262044.0000			
Urine	HOLD		:	USD
ANY	SAMPLE RECEIPT	1	: 15 mL vial plastic	USD
L23421-8		29-MAY-15		
	Storage: -80, Freezer P, top compartment			
402 Day 11 22-MAY-15 00:00	Project #: 06262044.0000			
Urine	HOLD		:	USD
ANY	SAMPLE RECEIPT	1	: 15 mL vial plastic	USD
L23421-9		29-MAY-15		
	Storage: -80, Freezer P, top compartment			
501 Day 11 22-MAY-15 00:00	Project #: 06262044.0000			
Urine	HOLD		:	USD
ANY	SAMPLE RECEIPT	1	: 15 mL vial plastic	USD
L23421-10		29-MAY-15		
	Storage: -80, Freezer P, top compartment			
502 Day 11 22-MAY-15 00:00	Project #: 06262044.0000			
Urine	HOLD		:	USD
ANY	SAMPLE RECEIPT	1	: 15 mL vial plastic	USD

AXYS

AXYS Analytical Services Ltd.

Login Chain of Custody Report (ln01)

Jul. 08, 2015
12:29 PM

Login Number: L23421
Account: 4765 ARCADIS - FOSTER AFB
Project: 06262044.0000

Axys ID versus Client Sample Identification		Received	Due	PR
L23421-11		29-MAY-15		
	Storage: -80, Freezer P, top compartment			
601 Day 11				
22-MAY-15 00:00	Project #: 06262044.0000			
Urine	HOLD		:	USD
ANY	SAMPLE RECEIPT	1	: 15 mL vial plastic	USD
L23421-12		29-MAY-15		
	Storage: -80, Freezer P, top compartment			
602 Day 11				
22-MAY-15 00:00	Project #: 06262044.0000			
Urine	HOLD		:	USD
ANY	SAMPLE RECEIPT	1	: 15 mL vial plastic	USD
L23421-13		29-MAY-15		
	Storage: -80, Freezer P, top compartment			
701 Day 11				
22-MAY-15 00:00	Project #: 06262044.0000			
Urine	HOLD		:	USD
ANY	SAMPLE RECEIPT	1	: 15 mL vial plastic	USD
L23421-14		29-MAY-15		
	Storage: -80, Freezer P, top compartment			
702 Day 11				
22-MAY-15 00:00	Project #: 06262044.0000			
Urine	HOLD		:	USD
ANY	SAMPLE RECEIPT	1	: 15 mL vial plastic	USD
L23421-15		29-MAY-15		
	Storage: -80, Freezer P, top compartment			
801 Day 11				
22-MAY-15 00:00	Project #: 06262044.0000			
Urine	HOLD		:	USD
ANY	SAMPLE RECEIPT	1	: 15 mL vial plastic	USD

AXYS

AXYS Analytical Services Ltd.

Login Chain of Custody Report (ln01)

Jul. 08, 2015
12:29 PM

Login Number: L23421
Account: 4765 ARCADIS - FOSTER AFB
Project: 06262044.0000

Axys ID versus Client Sample Identification		**Received**	**Due**	**PR**
L23421-16		29-MAY-15		
	Storage: -80, Freezer P, top compartment			
802 Day 11 22-MAY-15 00:00	Project #: 06262044.0000			
Urine	HOLD	:		USD
ANY	SAMPLE RECEIPT	1	: 15 mL vial plastic	USD
L23421-17		29-MAY-15		
	Storage: -80, Freezer P, top compartment			
901 Day 11 22-MAY-15 00:00	Project #: 06262044.0000			
Urine	HOLD	:		USD
ANY	SAMPLE RECEIPT	1	: 15 mL vial plastic	USD
L23421-18		29-MAY-15		
	Storage: -80, Freezer P, top compartment			
902 Day 11 22-MAY-15 00:00	Project #: 06262044.0000			
Urine	HOLD	:		USD
ANY	SAMPLE RECEIPT	1	: 15 mL vial plastic	USD
L23421-19		29-MAY-15		
	Storage: -80, Freezer P, top compartment			
1001 Day 11 22-MAY-15 00:00	Project #: 06262044.0000			
Urine	HOLD	:		USD
ANY	SAMPLE RECEIPT	1	: 15 mL vial plastic	USD
L23421-20		29-MAY-15		
	Storage: -80, Freezer P, top compartment			
1002 Day 11 22-MAY-15 00:00	Project #: 06262044.0000			
Urine	HOLD	:		USD
ANY	SAMPLE RECEIPT	1	: 15 mL vial plastic	USD

AXYS

AXYS Analytical Services Ltd.

Login Chain of Custody Report (ln01)

Jul. 08, 2015
12:29 PM

Login Number: L23421
Account: 4765 ARCADIS - FOSTER AFB
Project: 06262044.0000

Axys ID versus Client Sample Identification		Received	Due	PR
L23421-21		29-MAY-15		
	Storage: -80, Freezer P, top compartment			
1101 Day 11 22-MAY-15 00:00	Project #: 06262044.0000			
Urine	HOLD	:		USD
ANY	SAMPLE RECEIPT	1	: 15 mL vial plastic	USD
L23421-22		29-MAY-15		
	Storage: -80, Freezer P, top compartment			
1102 Day 11 22-MAY-15 00:00	Project #: 06262044.0000			
Urine	HOLD	:		USD
ANY	SAMPLE RECEIPT	1	: 15 mL vial plastic	USD
L23421-23		29-MAY-15		
	Storage: -80, Freezer P, top compartment			
1201 Day 11 22-MAY-15 00:00	Project #: 06262044.0000			
Urine	HOLD	:		USD
ANY	SAMPLE RECEIPT	1	: 15 mL vial plastic	USD
L23421-24		29-MAY-15		
	Storage: -80, Freezer P, top compartment			
1202 Day 11 22-MAY-15 00:00	Project #: 06262044.0000			
Urine	HOLD	:		USD
ANY	SAMPLE RECEIPT	1	: 15 mL vial plastic	USD

AXYS

AXYS Analytical Services Ltd.

Login Chain of Custody Report (ln01)

Jul. 08, 2015
12:31 PM

Login Number: L23422
Account: 4765 ARCADIS - FOSTER AFB
Project: 06262044.0000

Axys ID versus Client Sample Identification		**Received**	**Due**	**PR**
L23422-1		29-MAY-15		
	Storage: -80, Freezer P, top compartment			
101 Day 12				
23-MAY-15 00:00	Project #: 06262044.0000			
Urine	HOLD	:		USD
ANY	SAMPLE RECEIPT	1	: 15 mL vial plastic	USD
L23422-2		29-MAY-15		
	Storage: -80, Freezer P, top compartment			
102 Day 12				
23-MAY-15 00:00	Project #: 06262044.0000			
Urine	HOLD	:		USD
ANY	SAMPLE RECEIPT	1	: 15 mL vial plastic	USD
L23422-3		29-MAY-15		
	Storage: -80, Freezer P, top compartment			
201 Day 12				
23-MAY-15 00:00	Project #: 06262044.0000			
Urine	HOLD	:		USD
ANY	SAMPLE RECEIPT	1	: 15 mL vial plastic	USD
L23422-4		29-MAY-15		
	Storage: -80, Freezer P, top compartment			
202 Day 12				
23-MAY-15 00:00	Project #: 06262044.0000			
Urine	HOLD	:		USD
ANY	SAMPLE RECEIPT	1	: 15 mL vial plastic	USD
L23422-5		29-MAY-15		
	Storage: -80, Freezer P, top compartment			
301 Day 12				
23-MAY-15 00:00	Project #: 06262044.0000			
Urine	HOLD	:		USD
ANY	SAMPLE RECEIPT	1	: 15 mL vial plastic	USD

AXYS

AXYS Analytical Services Ltd.

Login Chain of Custody Report (ln01)

Jul. 08, 2015
12:31 PM

Login Number: L23422
Account: 4765 ARCADIS - FOSTER AFB
Project: 06262044.0000

Axys ID versus Client Sample Identification		**Received**	**Due**	**PR**
L23422-6		29-MAY-15		
	Storage: -80, Freezer P, top compartment			
302 Day 12 23-MAY-15 00:00	Project #: 06262044.0000			
Urine	HOLD	:		USD
ANY	SAMPLE RECEIPT	1	: 15 mL vial plastic	USD
L23422-7		29-MAY-15		
	Storage: -80, Freezer P, top compartment			
401 Day 12 23-MAY-15 00:00	Project #: 06262044.0000			
Urine	HOLD	:		USD
ANY	SAMPLE RECEIPT	1	: 15 mL vial plastic	USD
L23422-8		29-MAY-15		
	Storage: -80, Freezer P, top compartment			
402 Day 12 23-MAY-15 00:00	Project #: 06262044.0000			
Urine	HOLD	:		USD
ANY	SAMPLE RECEIPT	1	: 15 mL vial plastic	USD
L23422-9		29-MAY-15		
	Storage: -80, Freezer P, top compartment			
501 Day 12 23-MAY-15 00:00	Project #: 06262044.0000			
Urine	HOLD	:		USD
ANY	SAMPLE RECEIPT	1	: 15 mL vial plastic	USD
L23422-10		29-MAY-15		
	Storage: -80, Freezer P, top compartment			
502 Day 12 23-MAY-15 00:00	Project #: 06262044.0000			
Urine	HOLD	:		USD
ANY	SAMPLE RECEIPT	1	: 15 mL vial plastic	USD

AXYS

AXYS Analytical Services Ltd.

Login Chain of Custody Report (ln01)

Jul. 08, 2015
12:31 PM

Login Number: L23422
Account: 4765 ARCADIS - FOSTER AFB
Project: 06262044.0000

Axys ID versus Client Sample Identification		**Received**	**Due**	**PR**
L23422-11		29-MAY-15		
	Storage: -80, Freezer P, top compartment			
601 Day 12				
23-MAY-15 00:00	Project #: 06262044.0000			
Urine	HOLD	:		USD
ANY	SAMPLE RECEIPT	1	: 15 mL vial plastic	USD
L23422-12		29-MAY-15		
	Storage: -80, Freezer P, top compartment			
602 Day 12				
23-MAY-15 00:00	Project #: 06262044.0000			
Urine	HOLD	:		USD
ANY	SAMPLE RECEIPT	1	: 15 mL vial plastic	USD
L23422-13		29-MAY-15		
	Storage: -80, Freezer P, top compartment			
701 Day 12				
23-MAY-15 00:00	Project #: 06262044.0000			
Urine	HOLD	:		USD
ANY	SAMPLE RECEIPT	1	: 15 mL vial plastic	USD
L23422-14		29-MAY-15		
	Storage: -80, Freezer P, top compartment			
702 Day 12				
23-MAY-15 00:00	Project #: 06262044.0000			
Urine	HOLD	:		USD
ANY	SAMPLE RECEIPT	1	: 15 mL vial plastic	USD
L23422-15		29-MAY-15		
	Storage: -80, Freezer P, top compartment			
801 Day 12				
23-MAY-15 00:00	Project #: 06262044.0000			
Urine	HOLD	:		USD
ANY	SAMPLE RECEIPT	1	: 15 mL vial plastic	USD

AXYS

AXYS Analytical Services Ltd.

Login Chain of Custody Report (ln01)

Jul. 08, 2015
12:31 PM

Login Number: L23422
Account: 4765 ARCADIS - FOSTER AFB
Project: 06262044.0000

Axys ID versus Client Sample Identification		Received	Due	PR
L23422-16		29-MAY-15		
	Storage: -80, Freezer P, top compartment			
802 Day 12				
23-MAY-15 00:00	Project #: 06262044.0000			
Urine	HOLD		:	USD
ANY	SAMPLE RECEIPT	1	: 15 mL vial plastic	USD
L23422-17		29-MAY-15		
	Storage: -80, Freezer P, top compartment			
901 Day 12				
23-MAY-15 00:00	Project #: 06262044.0000			
Urine	HOLD		:	USD
ANY	SAMPLE RECEIPT	1	: 15 mL vial plastic	USD
L23422-18		29-MAY-15		
	Storage: -80, Freezer P, top compartment			
902 Day 12				
23-MAY-15 00:00	Project #: 06262044.0000			
Urine	HOLD		:	USD
ANY	SAMPLE RECEIPT	1	: 15 mL vial plastic	USD
L23422-19		29-MAY-15		
	Storage: -80, Freezer P, top compartment			
1001 Day 12				
23-MAY-15 00:00	Project #: 06262044.0000			
Urine	HOLD		:	USD
ANY	SAMPLE RECEIPT	1	: 15 mL vial plastic	USD
L23422-20		29-MAY-15		
	Storage: -80, Freezer P, top compartment			
1002 Day 12				
23-MAY-15 00:00	Project #: 06262044.0000			
Urine	HOLD		:	USD
ANY	SAMPLE RECEIPT	1	: 15 mL vial plastic	USD

AXYS

AXYS Analytical Services Ltd.

Login Chain of Custody Report (ln01)

Jul. 08, 2015
12:31 PM

Login Number: L23422
Account: 4765 ARCADIS - FOSTER AFB
Project: 06262044.0000

Axys ID versus Client Sample Identification		**Received**	**Due**	**PR**
L23422-21		29-MAY-15		
	Storage: -80, Freezer P, top compartment			
1101 Day 12				
23-MAY-15 00:00	Project #: 06262044.0000			
Urine	HOLD	:		USD
ANY	SAMPLE RECEIPT	1	: 15 mL vial plastic	USD
L23422-22		29-MAY-15		
	Storage: -80, Freezer P, top compartment			
1102 Day 12				
23-MAY-15 00:00	Project #: 06262044.0000			
Urine	HOLD	:		USD
ANY	SAMPLE RECEIPT	1	: 15 mL vial plastic	USD
L23422-23		29-MAY-15		
	Storage: -80, Freezer P, top compartment			
1201 Day 12				
23-MAY-15 00:00	Project #: 06262044.0000			
Urine	HOLD	:		USD
ANY	SAMPLE RECEIPT	1	: 15 mL vial plastic	USD
L23422-24		29-MAY-15		
	Storage: -80, Freezer P, top compartment			
1202 Day 12				
23-MAY-15 00:00	Project #: 06262044.0000			
Urine	HOLD	:		USD
ANY	SAMPLE RECEIPT	1	: 15 mL vial plastic	USD

AXYS

AXYS Analytical Services Ltd.

Login Chain of Custody Report (ln01)

Jul. 08, 2015
12:31 PM

Login Number: L23423
Account: 4765 ARCADIS - FOSTER AFB
Project: 06262044.0000

Axys ID versus Client Sample Identification		Received	Due	PR
L23423-1		29-MAY-15		
	Storage: -80, Freezer P, top compartment			
101 Day 13				
24-MAY-15 00:00	Project #: 06262044.0000			
Urine	HOLD		:	USD
ANY	SAMPLE RECEIPT	1	: 15 mL vial plastic	USD
L23423-2		29-MAY-15		
	Storage: -80, Freezer P, top compartment			
102 Day 13				
24-MAY-15 00:00	Project #: 06262044.0000			
Urine	HOLD		:	USD
ANY	SAMPLE RECEIPT	1	: 15 mL vial plastic	USD
L23423-3		29-MAY-15		
	Storage: -80, Freezer P, top compartment			
201 Day 13				
24-MAY-15 00:00	Project #: 06262044.0000			
Urine	HOLD		:	USD
ANY	SAMPLE RECEIPT	1	: 15 mL vial plastic	USD
L23423-4		29-MAY-15		
	Storage: -80, Freezer P, top compartment			
202 Day 13				
24-MAY-15 00:00	Project #: 06262044.0000			
Urine	HOLD		:	USD
ANY	SAMPLE RECEIPT	1	: 15 mL vial plastic	USD
L23423-5		29-MAY-15		
	Storage: -80, Freezer P, top compartment			
301 Day 13				
24-MAY-15 00:00	Project #: 06262044.0000			
Urine	HOLD		:	USD
ANY	SAMPLE RECEIPT	1	: 15 mL vial plastic	USD

AXYS

AXYS Analytical Services Ltd.

Login Chain of Custody Report (ln01)

Jul. 08, 2015
12:31 PM

Login Number: L23423
Account: 4765 ARCADIS - FOSTER AFB
Project: 06262044.0000

Axys ID versus Client Sample Identification		Received	Due	PR
L23423-6		29-MAY-15		
	Storage: -80, Freezer P, top compartment			
302 Day 13				
24-MAY-15 00:00	Project #: 06262044.0000			
Urine	HOLD	:		USD
ANY	SAMPLE RECEIPT	1	: 15 mL vial plastic	USD
L23423-7		29-MAY-15		
	Storage: -80, Freezer P, top compartment			
401 Day 13				
24-MAY-15 00:00	Project #: 06262044.0000			
Urine	HOLD	:		USD
ANY	SAMPLE RECEIPT	1	: 15 mL vial plastic	USD
L23423-8		29-MAY-15		
	Storage: -80, Freezer P, top compartment			
402 Day 13				
24-MAY-15 00:00	Project #: 06262044.0000			
Urine	HOLD	:		USD
ANY	SAMPLE RECEIPT	1	: 15 mL vial plastic	USD
L23423-9		29-MAY-15		
	Storage: -80, Freezer P, top compartment			
501 Day 13				
24-MAY-15 00:00	Project #: 06262044.0000			
Urine	HOLD	:		USD
ANY	SAMPLE RECEIPT	1	: 15 mL vial plastic	USD
L23423-10		29-MAY-15		
	Storage: -80, Freezer P, top compartment			
502 Day 13				
24-MAY-15 00:00	Project #: 06262044.0000			
Urine	HOLD	:		USD
ANY	SAMPLE RECEIPT	1	: 15 mL vial plastic	USD

AXYS

AXYS Analytical Services Ltd.

Login Chain of Custody Report (ln01)

Jul. 08, 2015
12:31 PM

Login Number: L23423
Account: 4765 ARCADIS - FOSTER AFB
Project: 06262044.0000

Axys ID versus Client Sample Identification		Received	Due	PR
L23423-11		29-MAY-15		
	Storage: -80, Freezer P, top compartment			
601 Day 13				
24-MAY-15 00:00	Project #: 06262044.0000			
Urine	HOLD	:		USD
ANY	SAMPLE RECEIPT	1	: 15 mL vial plastic	USD
L23423-12		29-MAY-15		
	Storage: -80, Freezer P, top compartment			
602 Day 13				
24-MAY-15 00:00	Project #: 06262044.0000			
Urine	HOLD	:		USD
ANY	SAMPLE RECEIPT	1	: 15 mL vial plastic	USD
L23423-13		29-MAY-15		
	Storage: -80, Freezer P, top compartment			
701 Day 13				
24-MAY-15 00:00	Project #: 06262044.0000			
Urine	HOLD	:		USD
ANY	SAMPLE RECEIPT	1	: 15 mL vial plastic	USD
L23423-14		29-MAY-15		
	Storage: -80, Freezer P, top compartment			
702 Day 13				
24-MAY-15 00:00	Project #: 06262044.0000			
Urine	HOLD	:		USD
ANY	SAMPLE RECEIPT	1	: 15 mL vial plastic	USD
L23423-15		29-MAY-15		
	Storage: -80, Freezer P, top compartment			
801 Day 13				
24-MAY-15 00:00	Project #: 06262044.0000			
Urine	HOLD	:		USD
ANY	SAMPLE RECEIPT	1	: 15 mL vial plastic	USD

AXYS Analytical Services Ltd.

Login Chain of Custody Report (ln01)

Jul. 08, 2015
12:31 PM

Login Number: L23423
Account: 4765 ARCADIS - FOSTER AFB
Project: 06262044.0000

Axys ID versus Client Sample Identification		**Received**	**Due**	**PR**
L23423-16		29-MAY-15		
	Storage: -80, Freezer P, top compartment			
802 Day 13				
24-MAY-15 00:00	Project #: 06262044.0000			
Urine	HOLD	:		USD
ANY	SAMPLE RECEIPT	1	: 15 mL vial plastic	USD
L23423-17		29-MAY-15		
	Storage: -80, Freezer P, top compartment			
901 Day 13				
24-MAY-15 00:00	Project #: 06262044.0000			
Urine	HOLD	:		USD
ANY	SAMPLE RECEIPT	1	: 15 mL vial plastic	USD
L23423-18		29-MAY-15		
	Storage: -80, Freezer P, top compartment			
902 Day 13				
24-MAY-15 00:00	Project #: 06262044.0000			
Urine	HOLD	:		USD
ANY	SAMPLE RECEIPT	1	: 15 mL vial plastic	USD
L23423-19		29-MAY-15		
	Storage: -80, Freezer P, top compartment			
1001 Day 13				
24-MAY-15 00:00	Project #: 06262044.0000			
Urine	HOLD	:		USD
ANY	SAMPLE RECEIPT	1	: 15 mL vial plastic	USD
L23423-20		29-MAY-15		
	Storage: -80, Freezer P, top compartment			
1002 Day 13				
24-MAY-15 00:00	Project #: 06262044.0000			
Urine	HOLD	:		USD
ANY	SAMPLE RECEIPT	1	: 15 mL vial plastic	USD

AXYS

AXYS Analytical Services Ltd.

Login Chain of Custody Report (ln01)

Jul. 08, 2015
12:31 PM

Login Number: L23423
Account: 4765 ARCADIS - FOSTER AFB
Project: 06262044.0000

Axys ID versus Client Sample Identification		**Received**	**Due**	**PR**
L23423-21		29-MAY-15		
	Storage: -80, Freezer P, top compartment			
1101 Day 13 24-MAY-15 00:00	Project #: 06262044.0000			
Urine	HOLD		:	USD
ANY	SAMPLE RECEIPT	1	: 15 mL vial plastic	USD
L23423-22		29-MAY-15		
	Storage: -80, Freezer P, top compartment			
1102 Day 13 24-MAY-15 00:00	Project #: 06262044.0000			
Urine	HOLD		:	USD
ANY	SAMPLE RECEIPT	1	: 15 mL vial plastic	USD
L23423-23		29-MAY-15		
	Storage: -80, Freezer P, top compartment			
1201 Day 13 24-MAY-15 00:00	Project #: 06262044.0000			
Urine	HOLD		:	USD
ANY	SAMPLE RECEIPT	1	: 15 mL vial plastic	USD
L23423-24		29-MAY-15		
	Storage: -80, Freezer P, top compartment			
1202 Day 13 24-MAY-15 00:00	Project #: 06262044.0000			
Urine	HOLD		:	USD
ANY	SAMPLE RECEIPT	1	: 15 mL vial plastic	USD

Sample Transfer 4765

Study Number: 031705
Interval: Day 2 - Day 15
Species: Mouse
Sample Type/Anticoagulant: Urine/ None
Study Director: Hawks
Storage Condition: set at: ≤-70°C (LS-FRZR-00050)
Transfer/Shipping Conditions: Frozen

Sample(s) Logged By/Date: 5-13-15 / 5-14-15
Sample(s) Transferred By/Date: 5-26-15
Sample(s) Received By/Date: 29MAY15 10:00
Samples(s) Inventoried By/Date:
Sample(s) Received Intact/Frozen: (Yes) / No (circle)

Box Number	Box Position	Animal Number	Group	Sex	Interval	Sample Logged(✓)	Inventoried (✓)
1	1	101	1	F	Day 2	✓	
1	2	102	1	F	Day 2	✓	
1	3	201	2	F	Day 2	✓	
1	4	202	2	F	Day 2	✓	
1	5	301	3	F	Day 2	✓	
1	6	302	3	F	Day 2	✓	
1	7	401	4	F	Day 2	✓	
1	8	402	4	F	Day 2	✓	
1	9	501	5	F	Day 2	✓	
1	10	502	5	F	Day 2	✓	
1	11	601	6	F	Day 2	✓	
1	12	602	6	F	Day 2	✓	
1	13	701	7	F	Day 2	✓	
1	14	702	7	F	Day 2	✓	
1	15	801	8	F	Day 2	✓	
1	16	802	8	F	Day 2	✓	
1	17	901	9	F	Day 2	✓	
1	18	902	9	F	Day 2	✓	
1	19	1001	10	F	Day 2	✓	
1	20	1002	10	F	Day 2	✓	
1	21	1101	11	F	Day 2	✓	
1	22	1102	11	F	Day 2	✓	
1	23	1201	12	F	Day 2	✓	
1	24	1202	12	F	Day 2	✓	
1	25	101	1	F	Day 3	✓	
1	26	102	1	F	Day 3	✓	
1	27	201	2	F	Day 3	✓	
1	28	202	2	F	Day 3	✓	
1	29	301	3	F	Day 3	✓	
1	30	302	3	F	Day 3	✓	
1	31	401	4	F	Day 3	✓	
1	32	402	4	F	Day 3	✓	
1	33	501	5	F	Day 3	✓	
1	34	502	5	F	Day 3	✓	
1	35	601	6	F	Day 3	✓	
1	36	602	6	F	Day 3	✓	
2	1	701	7	F	Day 3	✓	
2	2	702	7	F	Day 3	✓	
2	3	801	8	F	Day 3	✓	
2	4	802	8	F	Day 3	✓	

NS=No Sample

Sample Transfer 4765

Study Number: 031705
Interval: Day 2 - Day 15
Species: Mouse
Sample Type/Anticoagulant: Urine/ None
Study Director: Hawks
Storage Condition: set at: ≤-70°C (LS-FRZR-00050)
Transfer/Shipping Conditions: Frozen

Sample(s) Logged By/Date: JF 5/14/15 PMP 5-15-15
① NF 5/18/15
Sample(s) Transferred By/Date: JF 5-26-15
Sample(s) Received By/Date: Leon Hawks 29 MAY 15 10:00
Samples(s) Inventoried By/Date:
Sample(s) Received Intact/Frozen: Yes / No (circle)

Box Number	Box Position	Animal Number	Group	Sex	Interval	Sample Logged(✓)	Inventoried (✓)
2	5	901	9	F	Day 3	✓	
2	6	902	9	F	Day 3	✓	
2	7	1001	10	F	Day 3	✓	
2	8	1002	10	F	Day 3	✓	
2	9	1101	11	F	Day 3	✓	
2	10	1102	11	F	Day 3	✓	
2	11	1201	12	F	Day 3	✓	
2	12	1202	12	F	Day 3	✓	
2	13	101	1	F	Day 4	✓ ③	
2	14	102	1	F	Day 4	✓	
2	15	201	2	F	Day 4	✓	
2	16	202	2	F	Day 4	✓	
2	17	301	3	F	Day 4	✓	
2	18	302	3	F	Day 4	✓	
2	19	401	4	F	Day 4	✓	
2	20	402	4	F	Day 4	✓	
2	21	501	5	F	Day 4	✓	
2	22	502	5	F	Day 4	✓	
2	23	601	6	F	Day 4	✓	
2	24	602	6	F	Day 4	✓	
2	25	701	7	F	Day 4	✓	
2	26	702	7	F	Day 4	✓	
2	27	801	8	F	Day 4	✓	
2	28	802	8	F	Day 4	✓	
2	29	901	9	F	Day 4	✓	
2	30	902	9	F	Day 4	✓	
2	31	1001	10	F	Day 4	✓	
2	32	1002	10	F	Day 4	✓	
2	33	1101	11	F	Day 4	✓	
2	34	1102	11	F	Day 4	✓	
2	35	1201	12	F	Day 4	✓	
2	36	1202	12	F	Day 4	✓ ③	
3	1	101	1	F	Day 5 ②	✓ ①	
3	2	102	1	F	Day 5 ②	✓ ①	
3	3	201	2	F	Day 5 ②	✓ ①	
3	4	202	2	F	Day 5 ②	✓ ①	
3	5	301	3	F	Day 5 ②	✓ ①	
3	6	302	3	F	Day 5 ②	✓ ①	
3	7	401	4	F	Day 5 ②	✓ ①	
3	8	402	4	F	Day 5 ②	✓ ①	

NS=No Sample

① Sample logged by NF on 5/18/15 but collected on 5/16/15. NF 5/18/15

② Day 5 sample collected by NF and placed into tubes labeled for day 12 NF 5/18/15

③ To clarify, Day 4 samples received on 5-15-15 in tubes labeled Day 14 / PMP 5-2

Sample Transfer

4765

Study Number: 031705
Interval: Day 2 - Day 15
Species: Mouse
Sample Type/Anticoagulant: Urine/ None
Study Director: Hawks
Storage Condition: set at: ≤-70°C (LS-FRZR-00050)
Transfer/Shipping Conditions: Frozen

Sample(s) Logged By/Date: (1)(3) NF 5/18/15
Sample(s) Transferred By/Date: [illegible] 5.26.15
Sample(s) Received By/Date: [illegible] 29 MAY 15 10:00
Samples(s) Inventoried By/Date:
Sample(s) Received Intact/Frozen: Yes / No (circle)

Box Number	Box Position	Animal Number	Group	Sex	Interval	Sample Logged(✓)	Inventoried (✓)
3	9	501	5	F	Day 5 (2)	✓ (1)	
3	10	502	5	F	Day 5 (2)	✓ (1)	
3	11	601	6	F	Day 5 (2)	✓ (1)	
3	12	602	6	F	Day 5 (2)	✓ (1)	
3	13	701	7	F	Day 5 (2)	✓ (1)	
3	14	702	7	F	Day 5 (2)	✓ (1)	
3	15	801	8	F	Day 5 (2)	✓ (1)	
3	16	802	8	F	Day 5 (2)	✓ (1)	
3	17	901	9	F	Day 5 (2)	✓ (1)	
3	18	902	9	F	Day 5 (2)	✓ (1)	
3	19	1001	10	F	Day 5 (2)	✓ (1)	
3	20	1002	10	F	Day 5 (2)	✓ (1)	
3	21	1101	11	F	Day 5 (2)	✓ (1)	
3	22	1102	11	F	Day 5 (2)	✓ (1)	
3	23	1201	12	F	Day 5 (2)	✓ (1)	
3	24	1202	12	F	Day 5 (2)	✓ (1)	
3	25	101	1	F	Day 6 (4)	✓ (3)	
3	26	102	1	F	Day 6 (4)	✓ (3)	
3	27	201	2	F	Day 6 (4)	✓ (3)	
3	28	202	2	F	Day 6 (4)	✓ (3)	
3	29	301	3	F	Day 6 (4)	✓ (3)	
3	30	302	3	F	Day 6 (4)	✓ (3)	
3	31	401	4	F	Day 6 (4)	✓ (3)	
3	32	402	4	F	Day 6 (4)	✓ (3)	
3	33	501	5	F	Day 6 (4)	✓ (3)	
3	34	502	5	F	Day 6 (4)	✓ (3)	
3	35	601	6	F	Day 6 (4)	✓ (3)	
3	36	602	6	F	Day 6 (4)	✓ (3)	
4	1	701	7	F	Day 6 (4)	✓ (3)	
4	2	702	7	F	Day 6 (4)	✓ (3)	
4	3	801	8	F	Day 6 (4)	✓ (3)	
4	4	802	8	F	Day 6 (4)	✓ (3)	
4	5	901	9	F	Day 6 (4)	✓ (3)	
4	6	902	9	F	Day 6 (4)	✓ (3)	
4	7	1001	10	F	Day 6 (4)	✓ (3)	
4	8	1002	10	F	Day 6 (4)	✓ (3)	
4	9	1101	11	F	Day 6 (4)	✓ (3)	
4	10	1102	11	F	Day 6 (4)	✓ (3)	
4	11	1201	12	F	Day 6 (4)	✓ (3)	
4	12	1202	12	F	Day 6 (4)	✓ (3)	

NS=No Sample

(1) Sample logged by NF on 5/18/15 but collected by NF on 5/16/15. NF 5/18/15
(2) DAY 5 sample collected by NF and placed into tubes labeled for [illegible]
(3) Sample logged by NF on 5/18/15 but collected on 5/17/15. NF 5/18/15
(4) DAY 6 sample collected by NF and placed into tubes labeled Day 15. NF 5/18/15

Sample Transfer

4765

Study Number:	031705	Sample(s) Logged By/Date:	① NF 5/18/15 [signature] 5-19-15
Interval:	Day 2 - Day 15		
Species:	Mouse		
Sample Type/Anticoagulant:	Urine/ None	Sample(s) Transferred By/Date:	[signature] 5-26-15
Study Director:	Hawks	Sample(s) Received By/Date:	[signature] 29MAY15 10:00
Storage Condition:	set at: ≤-70°C (LS-FRZR-00050)	Samples(s) Inventoried By/Date:	
Transfer/Shipping Conditions:	Frozen	Sample(s) Received Intact/Frozen:	Yes / No (circle)

Box Number	Box Position	Animal Number	Group	Sex	Interval	Sample Logged(✓)	Inventoried (✓)
4	13	101	1	F	Day 7 ①	✓	
4	14	102	1	F	Day 7 ①	✓	
4	15	201	2	F	Day 7 ①	✓	
4	16	202	2	F	Day 7 ①	✓	
4	17	301	3	F	Day 7 ①	✓	
4	18	302	3	F	Day 7 ①	✓	
4	19	401	4	F	Day 7 ①	✓	
4	20	402	4	F	Day 7 ①	✓	
4	21	501	5	F	Day 7 ①	✓	
4	22	502	5	F	Day 7 ①	✓	
4	23	601	6	F	Day 7 ①	✓	
4	24	602	6	F	Day 7 ①	✓	
4	25	701	7	F	Day 7 ①	✓	
4	26	702	7	F	Day 7 ①	✓	
4	27	801	8	F	Day 7 ①	✓	
4	28	802	8	F	Day 7 ①	✓	
4	29	901	9	F	Day 7 ①	✓	
4	30	902	9	F	Day 7 ①	✓	
4	31	1001	10	F	Day 7 ①	✓	
4	32	1002	10	F	Day 7 ①	✓	
4	33	1101	11	F	Day 7 ①	✓	
4	34	1102	11	F	Day 7 ①	✓	
4	35	1201	12	F	Day 7 ①	✓	
4	36	1202	12	F	Day 7 ①	✓ ⊕ NF 5/18/15	
5	1	101	1	F	Day 8	✓	
5	2	102	1	F	Day 8	✓	
5	3	201	2	F	Day 8	✓	
5	4	202	2	F	Day 8	✓	
5	5	301	3	F	Day 8	✓	
5	6	302	3	F	Day 8	✓	
5	7	401	4	F	Day 8	✓	
5	8	402	4	F	Day 8	✓	
5	9	501	5	F	Day 8	✓	
5	10	502	5	F	Day 8	✓	
5	11	601	6	F	Day 8	✓	
5	12	602	6	F	Day 8	✓	
5	13	701	7	F	Day 8	✓	
5	14	702	7	F	Day 8	✓	
5	15	801	8	F	Day 8	✓	
5	16	802	8	F	Day 8	✓	

① Day 7 sample collected by NF and placed into tubes labeled Day 13. NF 5/18/15

NS=No Sample

Sample Transfer

4765

Study Number: 031705
Interval: Day 2 - Day 15
Species: Mouse
Sample Type/Anticoagulant: Urine/ None
Study Director: Hawks
Storage Condition: set at: ≤-70°C (LS-FRZR-00050)
Transfer/Shipping Conditions: Frozen

Sample(s) Logged By/Date: S 5.19.15 / S 5.20.15 S 5.21.15
Sample(s) Transferred By/Date: S 5.26.15
Sample(s) Received By/Date: Ellen Murphy 29 MAY 15 10:00
Samples(s) Inventoried By/Date:
Sample(s) Received Intact/Frozen: Yes / No (circle)

Box Number	Box Position	Animal Number	Group	Sex	Interval	Sample Logged(✓)	Inventoried (✓)
5	17	901	9	F	Day 8	✓	
5	18	902	9	F	Day 8	✓	
5	19	1001	10	F	Day 8	✓	
5	20	1002	10	F	Day 8	✓	
5	21	1101	11	F	Day 8	✓	
5	22	1102	11	F	Day 8	✓	
5	23	1201	12	F	Day 8	✓	
5	24	1202	12	F	Day 8	✓	
5	25	101	1	F	Day 9	✓	
5	26	102	1	F	Day 9	✓	
5	27	201	2	F	Day 9	✓	
5	28	202	2	F	Day 9	✓	
5	29	301	3	F	Day 9	✓	
5	30	302	3	F	Day 9	✓	
5	31	401	4	F	Day 9	✓	
5	32	402	4	F	Day 9	✓	
5	33	501	5	F	Day 9	✓	
5	34	502	5	F	Day 9	✓	
5	35	601	6	F	Day 9	✓	
5	36	602	6	F	Day 9	✓	
6	1	701	7	F	Day 9	✓	
6	2	702	7	F	Day 9	✓	
6	3	801	8	F	Day 9	✓	
6	4	802	8	F	Day 9	✓	
6	5	901	9	F	Day 9	✓	
6	6	902	9	F	Day 9	✓	
6	7	1001	10	F	Day 9	✓	
6	8	1002	10	F	Day 9	✓	
6	9	1101	11	F	Day 9	✓	
6	10	1102	11	F	Day 9	✓	
6	11	1201	12	F	Day 9	✓	
6	12	1202	12	F	Day 9	✓	
6	13	101	1	F	Day 10	✓	
6	14	102	1	F	Day 10	✓	
6	15	201	2	F	Day 10	✓	
6	16	202	2	F	Day 10	✓	
6	17	301	3	F	Day 10	✓	
6	18	302	3	F	Day 10	✓	
6	19	401	4	F	Day 10	✓	
6	20	402	4	F	Day 10	✓	

NS=No Sample

Sample Transfer 4765

Study Number: 031705
Interval: Day 2 - Day 15
Species: Mouse
Sample Type/Anticoagulant: Urine/ None
Study Director: Hawks
Storage Condition: set at: <-70°C (LS-FRZR-00050)
Transfer/Shipping Conditions: Frozen

Sample(s) Logged By/Date: [illegible] 5.21.15 45 5/22/15
Sample(s) Transferred By/Date: [illegible] 5.26.15
Sample(s) Received By/Date: [illegible] 29 MAY 15 10:00
Samples(s) Inventoried By/Date:
Sample(s) Received Intact/Frozen: Yes / No (circle)

Box Number	Box Position	Animal Number	Group	Sex	Interval	Sample Logged(✓)	Inventoried (✓)
6	21	501	5	F	Day 10	✓	
6	22	502	5	F	Day 10	✓	
6	23	601	6	F	Day 10	✓	
6	24	602	6	F	Day 10	✓	
6	25	701	7	F	Day 10	✓	
6	26	702	7	F	Day 10	✓	
6	27	801	8	F	Day 10	✓	
6	28	802	8	F	Day 10	✓	
6	29	901	9	F	Day 10	✓	
6	30	902	9	F	Day 10	✓	
6	31	1001	10	F	Day 10	✓	
6	32	1002	10	F	Day 10	✓	
6	33	1101	11	F	Day 10	✓	
6	34	1102	11	F	Day 10	✓	
6	35	1201	12	F	Day 10	✓	
6	36	1202	12	F	Day 10	✓	
7	1	101	1	F	Day 11	✓	
7	2	102	1	F	Day 11	✓	
7	3	201	2	F	Day 11	✓	
7	4	202	2	F	Day 11	✓	
7	5	301	3	F	Day 11	✓	
7	6	302	3	F	Day 11	✓	
7	7	401	4	F	Day 11	✓	
7	8	402	4	F	Day 11	✓	
7	9	501	5	F	Day 11	✓	
7	10	502	5	F	Day 11	✓	
7	11	601	6	F	Day 11	✓	
7	12	602	6	F	Day 11	✓	
7	13	701	7	F	Day 11	✓	
7	14	702	7	F	Day 11	✓	
7	15	801	8	F	Day 11	✓	
7	16	802	8	F	Day 11	✓	
7	17	901	9	F	Day 11	✓	
7	18	902	9	F	Day 11	✓	
7	19	1001	10	F	Day 11	✓	
7	20	1002	10	F	Day 11	✓	
7	21	1101	11	F	Day 11	✓	
7	22	1102	11	F	Day 11	✓	
7	23	1201	12	F	Day 11	✓	
7	24	1202	12	F	Day 11	✓	

NS=No Sample

Sample Transfer

4765

Study Number: 031705
Interval: Day 2 - Day 15
Species: Mouse
Sample Type/Anticoagulant: Urine/ None
Study Director: Hawks
Storage Condition: set at: ≤-70°C (LS-FRZR-00050)
Transfer/Shipping Conditions: Frozen

Sample(s) Logged By/Date: PMP 5-23-15 / 5-24-15
Sample(s) Transferred By/Date: [signature] 5-26-15
Sample(s) Received By/Date: [signature] 29 MAY 15 10:00
Samples(s) Inventoried By/Date:
Sample(s) Received Intact/Frozen: Yes / No (circle)

Box Number	Box Position	Animal Number	Group	Sex	Interval	Sample Logged(✓)	Inventoried (✓)
7	25	101	1	F	Day 12	✓ (1)	
7	26	102	1	F	Day 12	✓	
7	27	201	2	F	Day 12	✓	
7	28	202	2	F	Day 12	✓	
7	29	301	3	F	Day 12	✓	
7	30	302	3	F	Day 12	✓	
7	31	401	4	F	Day 12	✓	
7	32	402	4	F	Day 12	✓	
7	33	501	5	F	Day 12	✓	
7	34	502	5	F	Day 12	✓	
7	35	601	6	F	Day 12	✓	
7	36	602	6	F	Day 12	✓	
8	1	701	7	F	Day 12	✓	
8	2	702	7	F	Day 12	✓	
8	3	801	8	F	Day 12	✓	
8	4	802	8	F	Day 12	✓	
8	5	901	9	F	Day 12	✓	
8	6	902	9	F	Day 12	✓	
8	7	1001	10	F	Day 12	✓	
8	8	1002	10	F	Day 12	✓	
8	9	1101	11	F	Day 12	✓	
8	10	1102	11	F	Day 12	✓	
8	11	1201	12	F	Day 12	✓	
8	12	1202	12	F	Day 12	✓ (1)	
8	13	101	1	F	Day 13	✓ (2)	
8	14	102	1	F	Day 13	✓	
8	15	201	2	F	Day 13	✓	
8	16	202	2	F	Day 13	✓	
8	17	301	3	F	Day 13	✓	
8	18	302	3	F	Day 13	✓	
8	19	401	4	F	Day 13	✓	
8	20	402	4	F	Day 13	✓	
8	21	501	5	F	Day 13	✓	
8	22	502	5	F	Day 13	✓	
8	23	601	6	F	Day 13	✓	
8	24	602	6	F	Day 13	✓	
8	25	701	7	F	Day 13	✓	
8	26	702	7	F	Day 13	✓	
8	27	801	8	F	Day 13	✓	
8	28	802	8	F	Day 13	✓ (2)	

(2) "Day 13" samples were received collected into tubes labeled "Day 6" / [signature] 5.24.15

NS=No Sample

(1) It was noted at receipt technician PMP did not footnote that the Day 12 samples received in 5-23-15 were received in tubes labeled "Day 4" / [signature]

Sample Transfer 4765

Study Number: 031705
Interval: Day 2 - Day 15
Species: Mouse
Sample Type/Anticoagulant: Urine/ None
Study Director: Hawks
Storage Condition: set at: ≤-70°C (LS-FRZR-00050)
Transfer/Shipping Conditions: Frozen

Sample(s) Logged By/Date: JS 5.24.15 / JS 5.26.15
YS 5/25/15
Sample(s) Transferred By/Date: JS 5.26.15
Sample(s) Received By/Date: Eileen Hawkes 29 MAY 15 10:00
Samples(s) Inventoried By/Date:
Sample(s) Received Intact/Frozen: Yes / No (circle)

Box Number	Box Position	Animal Number	Group	Sex	Interval	Sample Logged(✓)	Inventoried (✓)
8	29	901	9	F	Day 13	✓ (1)	
8	30	902	9	F	Day 13	✓	
8	31	1001	10	F	Day 13	✓	
8	32	1002	10	F	Day 13	✓	
8	33	1101	11	F	Day 13	✓	
8	34	1102	11	F	Day 13	✓	
8	35	1201	12	F	Day 13	✓	
8	36	1202	12	F	Day 13	✓ (1)	
9	1	101	1	F	Day 14	✓ (2)	
9	2	102	1	F	Day 14	✓	
9	3	201	2	F	Day 14	✓	
9	4	202	2	F	Day 14	✓	
9	5	301	3	F	Day 14	✓	
9	6	302	3	F	Day 14	✓	
9	7	401	4	F	Day 14	✓	
9	8	402	4	F	Day 14	✓	
9	9	501	5	F	Day 14	✓	
9	10	502	5	F	Day 14	✓	
9	11	601	6	F	Day 14	✓	
9	12	602	6	F	Day 14	✓	
9	13	701	7	F	Day 14	✓	
9	14	702	7	F	Day 14	✓	
9	15	801	8	F	Day 14	✓	
9	16	802	8	F	Day 14	✓	
9	17	901	9	F	Day 14	✓	
9	18	902	9	F	Day 14	✓	
9	19	1001	10	F	Day 14	✓	
9	20	1002	10	F	Day 14	✓	
9	21	1101	11	F	Day 14	✓	
9	22	1102	11	F	Day 14	✓	
9	23	1201	12	F	Day 14	✓	
9	24	1202	12	F	Day 14	✓ (2)	
9	25	101	1	F	Day 15	✓ (3)	
9	26	102	1	F	Day 15	✓	
9	27	201	2	F	Day 15	✓	
9	28	202	2	F	Day 15	✓	
9	29	301	3	F	Day 15	✓	
9	30	302	3	F	Day 15	✓	
9	31	401	4	F	Day 15	✓	
9	32	402	4	F	Day 15	✓ (3)	

(1) "Day 13" samples were received in ~~AXE~~ JS 5.24.15 tubes labeled "Day 6" / JS 5.24.15
(2) Day 14 samples received in tubes labeled Day 7. YS 5/25/15
(3) Day 15 samples received in tubes labeled Day 5 / JS 5.26.15

NS=No Sample

Sample Transfer

4765

Study Number:	031705	Sample(s) Logged By/Date:	5-13-15 PRLD 5-15-15
Interval:	Day 2 - Day 15		① NF 5/18/15 / 5-20-15
Species:	Mouse		5-21-15 YJS 5/22/15 / 5-26-15
Sample Type/Anticoagulant:	Urine/ None	Sample(s) Transferred By/Date:	5-26-15
Study Director:	Hawks	Sample(s) Received By/Date:	[illegible] 29 MAY 15 10:00
Storage Condition:	set at: ≤-70°C (LS-FRZR-00050)	Samples(s) Inventoried By/Date:	
Transfer/Shipping Conditions:	Frozen	Sample(s) Received Intact/Frozen:	Yes / No (circle)

Box Number	Box Position	Animal Number	Group	Sex	Interval	Sample Logged(✓)	Inventoried (✓)
9	33	501	5	F	Day 15	② ✓	
9	34	502	5	F	Day 15	✓	
9	35	601	6	F	Day 15	✓	
9	36	602	6	F	Day 15	✓	
10	1	701	7	F	Day 15	✓	
10	2	702	7	F	Day 15	✓	
10	3	801	8	F	Day 15	✓	
10	4	802	8	F	Day 15	✓	
10	5	901	9	F	Day 15	✓	
10	6	902	9	F	Day 15	✓	
10	7	1001	10	F	Day 15	✓ ~~✓~~ Ⓔ 5-13-15	
10	8	1002	10	F	Day 15	✓	
10	9	1101	11	F	Day 15	✓	
10	10	1102	11	F	Day 15	✓	
10	11	1201	12	F	Day 15	✓	
10	12	1202	12	F	Day 15	② ✓	
10	13	1001	10	F	Day 2	✓	
10	14	202	2	F	Day 4	✓	
10	15	1001	10	F	Day 4	✓	
10	16	101	1	F	DAY 5	✓ ①	
10	17	102	1	F	DAY 5	✓ ①	
10	18	102	1	F	DAY 5	✓ ①	
10	19	202	2	F	DAY 5	✓ ①	
10	20	202	2	F	DAY 5	✓ ①	
10	21	801	8	F	DAY 5	✓ ①	
10	22	802	8	F	DAY 5	✓ ①	
10	23	1001	10	F	DAY 5	✓ ①	
10	24	1001	10	F	DAY 5	✓ ①	
10	25	1002	10	F	DAY 5	✓ ①	
10	26	101	1	F	DAY	✓	
10	27	1001	10	F	Day 9	✓	
10	28	1001	10	F	Day 9	✓	
10	29	802	8	F	Day 10	✓	
10	30	1001	10	F	Day 10	✓	
10	31	1002	10	F	Day 10	✓	
10	32	202	11	F	Day 11	✓	
10	33	802	8	F	Day 15	③ ~~②~~ ✓	
10	34	1001	10	F	Day 15	③ ~~②~~ ✓	
10	35						
10	36						

① Day 5 sample collected by NF on 5/16/15 but logged on 5/18/15. NF 5/18/15

NS=No Sample ③ ~~② Day 15 samples received in tubes labeled "Day 5" / 5-26-15~~

③ footnote error, not needed / 5-26-15

Sample Transfer

Study Number: 031705
Interval: Day 2 - Day 15
Species: Mouse
Sample Type/Anticoagulant: Urine/ None
Study Director: Hawks
Storage Condition: set at: ≤-70°C (LS-FRZR-00050)
Transfer/Shipping Conditions: Frozen

Sample(s) Logged By/Date: 4765
N/A
Sample(s) Transferred By/Date:
Sample(s) Received By/Date:
Samples(s) Inventoried By/Date:
Sample(s) Received Intact/Frozen: Yes / No (circle)

Box Number	Box Position	Animal Number	Group	Sex	Interval	Sample Logged(✓)	Inventoried (✓)
11	1						
11	2						
11	3						
11	4						
11	5						
11	6						
11	7						
11	8						
11	9						
11	10						
11	11						
11	12						
11	13						
11	14						
11	15						
11	16						
11	17						
11	18				N/A		
11	19						
11	20						
11	21						
11	22						
11	23						
11	24						
11	25						
11	26						
11	27						
11	28						
11	29						
11	30						
11	31						
11	32						
11	33						
11	34						
11	35						
11	36						
12	1						
12	2						
12	3						
12	4						

NS=No Sample

www.axysanalytical.com

4765

May 26, 2015

Million Woodneh
AXYS Analytical Services, LTD
2045 Mills Road, West, Sidney, BC
Canada V8L 5X2

(1)

I have shipped samples collected from Day 2 through Day 15 (10 urine sample boxes) per Ricerca protocol 031705 (Arcadis, U.S., Inc.) overnight on dry ice.

Please draw your attention to the attached memo clarifying an error in collection interval days noted on the sample collection tubes.

Please use the attached Sample Transfer records to note receipt of the samples. Also, please let me know if the shipment was received in acceptable condition. **For our records, a copy of the *completed* Sample Transfer record(s) must be sent or emailed to my attention as soon as possible.**

Thank you in advance for your time. If you have any questions, please feel free to contact Dr. Roger Hawks or myself.

Best Regards,

5.26.15

Stacy L. Martz
Associate Scientist III
Clinical Pathology
Ph: 440-357-3771
E-Mail: ccd-clinpath@ricerca.com

(1) Shipment checked 5.26.15

Enclosures

www.axysanalytical.com

ricerca MEMO

4765

Date: May 26, 2015

To: Study File 031705

From: Stacy L. Martz – Clinical Pathology

RE: Interval of collection noted on sample storage tube

It was noted following the Day 5 sample collection that the technician collecting samples had inadvertently collected the Day 4 through the Day 7 samples into the incorrect "Day Interval" labeled storage tubes. Documentation was made on the Sample Transfer record to note the discrepancies and the Study Director was notified. Since the incorrect interval tubes were used for Day 4 though Day 7, the remaining intervals for Day 12 through Day 15, were collected and stored in the remaining unused storage tubes which then had the incorrect interval noted.

Please refer to the below chart noting the tube label discrepancies.

We apologize for the error and for the inconvenience on the receiving end.

Actual Interval of collection	Storage tube labeled
Day 4	Day 14
Day 5	Day 12
Day 6	Day 15
Day 7	Day 13
Day 12	Day 4
Day 13	Day 6
Day 14	Day 7
Day 15	Day 5

5.26.15

Stacy L. Martz

Exact Copy of the Original
if stamped in red. Original located in:

___ Facility Files - - - - - - -
✓ Study File 031705

Initials S Date 5.26.15

www.axysanalytical.com

ricerca MEMO

4765

Date: April 23, 2015

To: Study File 031705

From: Stacy L. Martz – Clinical Pathology

RE: Pooled animal number information

Per protocol, samples will be pooled from 2 subgroups per group. The individual animal IDs per pooled sample ID are listed on the attached spreadsheet.

4.23.15

Stacy L. Martz

Exact Copy of the Original
if stamped in red. Original located in:
Facility Files
✓ Study File 031705
Initials [illegible] Date 4.24.15

www.axysanalytical.com

ricerca MEMO

4765

Date: May 13, 2015

To: Study File 031705

From: Stacy L. Martz – Clinical Pathology

RE: Date on sample labels

Note: due to the study start delay, all pre-labeled sample tubes will have an incorrect collection date noted. The correct date will be 18 days post the label date.

Example: Day 2 label notes 4-25-15 collection date, actual collection date is 5-13-15

5/13/15

Stacy L. Martz

Exact Copy of the Original
if stamped in red. Original located in:
___ Facility Files - - - - - - -
✓ Study File 031705
Initials S Date 5.26.15

4765

Pooled Sample ID List								
Pooled ID	Animal	Group	Sex		Pooled ID	Animal	Group	Sex
101	298414	1	F		701	298462	7	F
101	298415	1	F		701	298463	7	F
101	298416	1	F		701	298464	7	F
101	298417	1	F		701	298465	7	F
102	298418	1	F		702	298466	7	F
102	298419	1	F		702	298467	7	F
102	298420	1	F		702	298468	7	F
102	298421	1	F		702	298469	7	F
201	298422	2	F		801	298470	8	F
201	298423	2	F		801	298471	8	F
201	298424	2	F		801	298472	8	F
201	298425	2	F		801	298473	8	F
202	298426	2	F		802	298474	8	F
202	298427	2	F		802	298475	8	F
202	298428	2	F		802	298476	8	F
202	298429	2	F		802	298477	8	F
301	298430	3	F		901	298478	9	F
301	298431	3	F		901	298479	9	F
301	298432	3	F		901	298480	9	F
301	298433	3	F		901	298481	9	F
302	298434	3	F		902	298482	9	F
302	298435	3	F		902	298483	9	F
302	298436	3	F		902	298484	9	F
302	298437	3	F		902	298485	9	F
401	298438	4	F		1001	298486	10	F
401	298439	4	F		1001	298487	10	F
401	298440	4	F		1001	298488	10	F
401	298441	4	F		1001	298489	10	F
402	298442	4	F		1002	298490	10	F
402	298443	4	F		1002	298491	10	F
402	298444	4	F		1002	298492	10	F
402	298445	4	F		1002	298493	10	F
501	298446	5	F		1101	298494	11	F
501	298447	5	F		1101	298495	11	F
501	298448	5	F		1101	298496	11	F
501	298449	5	F		1101	298497	11	F
502	298450	5	F		1102	298498	11	F
502	298451	5	F		1102	298499	11	F
502	298452	5	F		1102	298500	11	F
502	298453	5	F		1102	298501	11	F
601	298454	6	F		1201	298502	12	F
601	298455	6	F		1201	298503	12	F
601	298456	6	F		1201	298504	12	F
601	298457	6	F		1201	298505	12	F
602	298458	6	F		1202	298506	12	F
602	298459	6	F		1202	298507	12	F
602	298460	6	F		1202	298508	12	F
602	298461	6	F		1202	298509	12	F

Table of Urine Volumes Collected on Ricerca Study 031705: Foster AFB Main Study

Group	Cage	Test Article	Test Article Lot Number	Study Day. Urine volume in mLs. Volumes shown on volume collected *per cage* (4 animals per cage)													
				2	3	4	5	6	7	8	9	10	11	12	13	14	15
1	1	- control	HS15040080-17	4.5	6.5	10.8	19	5.5	20.0	7.4	14.6	9.4	5.5	5.5	4.8	7.3	6.4
	2			11.5	30	11.5	39.5	3.7	4.6	6.0	14.4	9.0	3.5	5.4	4.5	4.5	2.5
2	1	+ Control	SLBG9477V	3.5	5.0	3.6	2.0	4.0	5.0	5.0	5.2	8.7	4.0	5.8	4.0	1.8	2.5
	2			9.5	5.8	17	38.1	4.2	4.5	5.5	14.5	3.8	14.5	6.0	4.9	4.5	5.5
3	1	Sieved Soil	HS15040099	3.5	2.2	4.5	15.0	4.8	3.4	4.3	11.3	15.0	8.5	5.0	3.7	5.8	3.8
	2			3.5	4.4	5.5	9.6	3.5	4.0	3.1	6.9	8.6	3.0	2.5	5.2	6.5	4.5
4	1	Sieved Soil	HS15040097	2.6	4.0	4.9	12.8	3.1	4.8	3.5	4.4	3.6	4.0	3.2	4.5	3.9	5.0
	2			4.4	8.4	9.4	14.3	4.0	5.5	7.1	10.8	12.5	5.9	7.0	6.0	8.0	7.6
5	1	Sieved Soil	HS15040080	4.1	5.5	9.0	9.0	4.4	3.5	5.5	4.6	8.9	3.6	5.3	3.0	4.3	2.8
	2			4.5	13.2	5.5	9.4	4.7	9.6	5.5	9.0	11.8	6.0	6.4	5.7	4.6	6.3
6	1	Sieved Soil	HS15040100	4.4	5.0	4.4	7.5	3.5	5.1	5.9	4.5	7.4	5.1	7.0	4.8	5.5	8.0
	2			3.1	6.6	7.6	8.1	4.1	4.0	4.5	12.9	10.8	5.0	6.0	5.5	7.0	9.5
7	1	Sieved Soil	HS15040110	3.7	5.0	6.5	10.4	4.9	5.1	5.5	12.8	10.4	4.6	6.0	4.5	5.4	4.4
	2			3.2	7.0	9.0	8.8	4.0	5.2	4.8	6.9	10.5	5.1	5.6	5.9	3.8	8.0
8	1	Extract of Group 3	FAFB-G1	8.2	14.0	10.6	16.5	5.2	5.7	7.4	8.0	6.0	4.9	8.3	7.5	7.0	5.8
	2			6.0	26.0	5.9	23.0	3.9	5.9	8.0	15.0	20.0	6.3	7.4	8.5	7.7	14.8

9	1	Extract of Group 4	FAFB-G2	3.8	4.0	3.5	8.4	2.8	4.0	4.1	8.5	8.1	3.9	3.9	3.5	4.5	4.5
	2			3.5	3.8	3.2	3.9	3.9	5.0	4.5	6.4	6.9	4.5	5.2	5.4	4.5	4.8
10	1	Extract of Group 5	FAFB-G3	20.0	34.0	23.9	43.8	4.1	5.4	6.3	42.2	29.5	4.2	6.0	4.6	6.0	19.4
	2			10.5	11.5	7.5	20.0	2.5	3.6	4.0	9.0	20.8	1.0	4.9	4.0	5.3	5.0
11	1	Extract of Group 6	FAFB-G4	7.0	4.6	5.0	7.4	3.9	4.5	5.3	6.0	3.5	3.5	3.5	5.0	3.8	6.0
	2			2.0	4.6	4.9	5.3	4.0	5.0	5.5	6.0	5.4	4.3	4.0	3.0	3.8	5.5
12	1	Extract of Group 7	FAFB-G5	5.2	4.6	8.4	7.5	4.0	6.0	5.0	8.2	7.9	5.9	6.5	6.6	4.8	7.0
	2			4.5	27.5	5.8	15.0	4.5	5.0	5.4	11.9	15.0	4.8	5.5	4.0	4.5	10.0

www.axysanalytical.com

Ricerca Study 031705; Foster AFB Main Study
Concordance of Date of Urine Collection to Tube Label

Study Day	Calendar Date and Tube Holder Label Date	Tube Label Date
2*	May 13, 2015	April 25, 2015
3	May 14, 2015	April 26, 2015
4	May 15, 2015	May 7, 2015
5	May 16, 2015	May 5, 2015
6	May 17, 2015	May 8, 2015
7	May 18, 2015	May 6, 2015
8	May 19, 2015	May 1, 2015
9	May 20, 2015	May 2, 2015
10	May 21, 2015	May 3, 2015
11	May 22, 2015	May 4, 2015
12	May 23, 2015	April 27, 2015
13	May 24, 2015	April 29, 2015
14	May 25, 2015	April 30, 2015
15	May 26, 2015	April 28, 2015

*First collection is Day 2. Animals are first dosed on Day 1, 24 hours later (Day 2) is the first urine collection.

AXYS Analytical Services Ltd.

Composite Sample Preparation Record

WG: 51568 Date: 16JUN15 Chemist: SM Contract: 4765

Axys Sample ID: L22965-24

Sample ID for individuals	Client ID	Length (cm)	Weight (g)	Fillet wt (g)
Day7 Group4 1/2	406-409 Day7 *		9.83	
Day7 Group4 2/2	406-409 Day7 *		7.29	

*LIMS label correct

Jar weight: 13.39g.

Total sample weight after homogenization _____ g

Reviewed by: SM Date: 19JUN15

AXYS Analytical Services Ltd.

Composite Sample Preparation Record

WG: 51568 Date: 16JUN15 Chemist: SM Contract: 4765

Axys Sample ID: L22965-50

Sample ID for individuals	Client ID	Length (cm)	Weight (g)	Fillet wt (g)
Day 14 Group 2 1/2	398-401 Day 14 *		9.73	
Day 14 Group 2 3/2	398-401 Day 14 *		8.73	

* LIMS label corrected.

Jar Weight 13.39g.

Total sample weight after homogenization _____ g

Reviewed by: SM Date: 19JUN15

AXYS Analytical Services Ltd.

Composite Sample Preparation Record

WG: 51568 Date: 16JUN15 Chemist: SM Contract: 4765

Axys Sample ID: L22965-51

Sample ID for individuals	Client ID	Length (cm)	Weight (g)	Fillet wt (g)
Day 14 Group 3 1/2	402-405 Day 14 *		9.79	
Day 14 Group 3 2/2	402-405 Day 14 *		6.59	

* LIMS label correct.
Jar weight 13.33g

Total sample weight after homogenization _____ g

Reviewed by: SM Date: 19JUN15

FWO-250 Rev 05, 22-Feb-2010

AXYS Analytical Services Ltd.

Composite Sample Preparation Record

WG: 51568 Date: 16JUN15 Chemist: SM Contract: 4765

Axys Sample ID: L22965-52

Sample ID for individuals	Client ID	Length (cm)	Weight (g)	Fillet wt (g)
Day 14 Group 4 1/2	406-409 Day 14 *		9.51	
Day 14 Group 4 2/2	406-409 Day 14 *		3.98	

*LIMS label correct

Jar Wt: 13.51g.

Total sample weight after homogenization _____ g

Reviewed by: SM Date: 19JUN15

www.axysanalytical.com

Composite Sample Preparation Record

WG: 51568 Date: 16JUN15 Chemist: SM Contract: 4765

Axys Sample ID: L233607-1

Sample ID for individuals	Client ID 16JUN15SM.	Length (cm)	Weight (g)	Fillet wt (g)
101 Day 7/8 1/3	101 HF Day 13 *		14.50	
101 Day 7/8 2/3	101 Day 8 *		7.37	
101 Day 7/8 3/3	101 11F *		5.62	

* LIMS label correct.

Jar weight 13.37 g

Total sample weight after homogenization _____ g

Reviewed by: SM Date: 19JUN15

FWO-250 Rev 05, 22-Feb-2010

AXYS Analytical Services Ltd.

Composite Sample Preparation Record

WG: 51568 Date: 16JUN15 Chemist: SM Contract: 4765

Axys Sample ID: L233367-2

Sample ID for individuals	Client ID	Length (cm)	Weight (g)	Fillet wt (g)
102 Day 7/8 1/2	102 Day 13 *		4.78	
102 Day 7/8 2/2	102 Day 8 *		6.26	

* LIMS label correct

Jar weight 13.41

Total sample weight after homogenization _____ g

Reviewed by: SM Date: 19JUN15

FWO-250 Rev 05, 22-Feb-2010

AXYS Analytical Services Ltd.

Composite Sample Preparation Record

WG: 51568 Date: 16JUN15 Chemist: SM Contract: 4765

Axys Sample ID: L23367-3

Sample ID for individuals	Client ID	Length (cm)	Weight (g)	Fillet wt (g)
201 Day 7/8 1/2	201 Day 13 *		5.27	
201 Day 7/8 2/2	201 Day 8 *		5.29	

* LIMS label correct
Jar weight 13.45g.

Total sample weight after homogenization _____ g

Reviewed by: SM Date: 19JUN15

www.axysanalytical.com

Composite Sample Preparation Record

WG: 51568 Date: 16JUN15 Chemist: SM Contract: 4765

Axys Sample ID: L23367-4

Sample ID for individuals	Client ID	Length (cm)	Weight (g)	Fillet wt (g)
202 Day7/8 1/2	202 Day13 *		4.57	
202 Day7/8 2/2	202 Day 8 *		5.60	

*LIMS label correct

Jar weight 13.18g.

Total sample weight after homogenization _____ g

Reviewed by: SM Date: 19JUN15

AXYS Analytical Services Ltd.

Composite Sample Preparation Record

WG: 51568 Date: 16JUN15 Chemist: SM Contract: 4765

Axys Sample ID: L23367-5

Sample ID for individuals	Client ID	Length (cm)	Weight (g)	Fillet wt (g)
301Day7/8 1/2	301 Day13*		3.44	
301Day7/8 2/2	301 Day8*		4.38	

* LIMS label correct

Jar weight 13.38g.

Total sample weight after homogenization _____ g

Reviewed by: SM Date: 19JUN15

FWO-250 Rev 05, 22-Feb-2010

AXYS Analytical Services Ltd.

Composite Sample Preparation Record

WG: 51568 Date: 16JUN15 Chemist: SM Contract: 4765

Axys Sample ID: L23367-6

Sample ID for individuals	Client ID	Length (cm)	Weight (g)	Fillet wt (g)
302 Day 7/8 1/2	302 Day 13*		4.17	
302 Day 7/8 2/2	302 Day 8*		3.17	

*LIMS label correct

Jar weight: 13.46.

Total sample weight after homogenization _____ g

Reviewed by: SM Date: 19JUN15

FWO-250 Rev 05, 22-Feb-2010

www.axysanalytical.com

Composite Sample Preparation Record

WG: 51568 Date: 16JUN15 Chemist: SM Contract: 4765

Axys Sample ID: L23367-7

Sample ID for individuals	Client ID	Length (cm)	Weight (g)	Fillet wt (g)
401 Day 7/8 1/2	401 Day 13 *		4.82	
401 Day 7/8 2/2	401 Day 8 *		3.71	

* LIMS label correct
Jar weight. 13.46

Total sample weight after homogenization _____ g

Reviewed by: SM Date: 19JUN15

FWO-250 Rev 05, 22-Feb-2010

AXYS Analytical Services Ltd.

Composite Sample Preparation Record

WG: 51568 Date: 16JUN15 Chemist: SM Contract: 4765

Axys Sample ID: L23367-8

Sample ID for individuals	Client ID	Length (cm)	Weight (g)	Fillet wt (g)
402 Day 7/8 1/2	402 Day 13 *		5.52	
402 Day 7/8 2/2	402 Day 8 *		7.33	

Jar weight 13.49g.

Total sample weight after homogenization _____ g

Reviewed by: SM Date: 19JUN15

AXYS Analytical Services Ltd.

Composite Sample Preparation Record

WG: 51568 Date: 16JUN15 Chemist: SM Contract: 4765

Axys Sample ID: L233367-9

Sample ID for individuals	Client ID	Length (cm)	Weight (g)	Fillet wt (g)
501 Day 7/8 1/2	501 Day 13 *		3.83	
501 Day 7/8 1/2	501 Day 8 *		5.63	

* LIMS label correct

Jar weight 13.39g

Total sample weight after homogenization _____ g

Reviewed by: SM Date: 19JUN15

AXYS Analytical Services Ltd.

Composite Sample Preparation Record

WG: 51568 Date: 16JUN15 Chemist: SM Contract: 4765

Axys Sample ID: L23367-10

Sample ID for individuals	Client ID	Length (cm)	Weight (g)	Fillet wt (g)
502 Day 7/8 1/2	502 Day 13 *		9.83	
502 Day 7/8 2/2	502 Day 8 *		5.92	

* LIMS label correct
Jar weight 13.43g.

Total sample weight after homogenization _____ g

Reviewed by: SM Date: 19JUN15

AXYS Analytical Services Ltd.

Composite Sample Preparation Record

WG: 51568 Date: 16JUN15 Chemist: SM Contract: 4765

Axys Sample ID: L233367-11

Sample ID for individuals	Client ID	Length (cm)	Weight (g)	Fillet wt (g)
601 Day 7/8 1/2	601 Day 13 *		5.25	
601 Day 7/8 2/2	601 Day 8 *		5.91	

*LIMS label correct Jar weight. 13.46

Total sample weight after homogenization _____ g

Reviewed by: SM Date: 19JUN15

FWO-250 Rev 05, 22-Feb-2010

AXYS Analytical Services Ltd.

Composite Sample Preparation Record

WG: 515768 Date: 16JUN15 Chemist: SM Contract: 4765

Axys Sample ID: L23367-12

Sample ID for individuals	Client ID	Length (cm)	Weight (g)	Fillet wt (g)
602 Day 7/8 1/2	602 Day 13 *		4.02	
602 Day 7/8 2/2	602 Day 8 *	16JUN15 SM	~~8.484~~ 4.46	

*LIMS label correct

Jar Wt: 13.41g.

Total sample weight after homogenization _____ g

Reviewed by: SM Date: 19JUN15

AXYS Analytical Services Ltd.

Composite Sample Preparation Record

WG: 51568 Date: 16JUN15 Chemist: SM Contract: 4765

Axys Sample ID: L23367-13

Sample ID for individuals	Client ID	Length (cm)	Weight (g)	Fillet wt (g)
Tot Day 7/8 #2	Tot Day 13 *		5.30	
Tot Day 7/8 #2	Tot Day 8 *		4.41	

* LIMS label correct

Jar Wt: 13.44g.

Total sample weight after homogenization _____ g

Reviewed by: SM Date: 19JUN15

AXYS Analytical Services Ltd.

Composite Sample Preparation Record

WG: 51568 Date: 16JUN15 Chemist: SM Contract: 4765

Axys Sample ID: L23367-14

Sample ID for individuals	Client ID	Length (cm)	Weight (g)	Fillet wt (g)
702 Day7|8 1/2	702 Day13 *		3.76	
702 Day7|8 2/2	702 Day8 *		8.22	

* LIMS label correct

Jar wt: 13.40g.

Total sample weight after homogenization _____ g

Reviewed by: SM Date: 19JUN15

AXYS Analytical Services Ltd.

Composite Sample Preparation Record

WG: 51568 Date: 16JUN15 Chemist: SM Contract: 4765

Axys Sample ID: L23367-15

Sample ID for individuals	Client ID	Length (cm)	Weight (g)	Fillet wt (g)
801 Day 7/8 1/2	801 Day 13 *		6.84	
801 Day 7/8 2/2	801 Day 8 *		5.87	

* LIMS label correct

Jar wt: 13.43g.

Total sample weight after homogenization _____ g

Reviewed by: SM Date: 19JUN15

AXYS Analytical Services Ltd.

Composite Sample Preparation Record

WG: 51568 Date: 16JUN15 Chemist: SM Contract: 4765

Axys Sample ID: L23367-16

Sample ID for individuals	Client ID	Length (cm)	Weight (g)	Fillet wt (g)
802 Day7/8 1/2	802Day13 *		7.78	
802 Day7/8 2/2	802 Day 8 *		10.51	

* LIMS label correct

Jar wt: 13.36g.

Total sample weight after homogenization _____ g

Reviewed by: SM Date: 19JUN15

FWO-250 Rev 05, 22-Feb-2010

AXYS Analytical Services Ltd.

Composite Sample Preparation Record

WG: 51568 Date: 16JUN15 Chemist: SM Contract: 4765

Axys Sample ID: L23367-17

Sample ID for individuals	Client ID	Length (cm)	Weight (g)	Fillet wt (g)
901 Day 7/8 1/2	901 Day 13 *		4.37	
901 Day 7/8 2/2	901 Day 8 *		4.57	

* LIMS label correct

Jar Wt: 13.40g.

Total sample weight after homogenization _____ g

Reviewed by: SM Date: 19JUN15

AXYS Analytical Services Ltd.

Composite Sample Preparation Record

WG: 51568 Date: 16JUN15 Chemist: SM Contract: 4765

Axys Sample ID: L233367-18

Sample ID for individuals	Client ID	Length (cm)	Weight (g)	Fillet wt (g)
902 Day 7/8 1/2	902 Day 13 *		4.59	
902 Day 7/8 2/2	902 Day 8 *		4.88	

* LIMS label correct

Jar wt: 13.50g

Total sample weight after homogenization _____ g

Reviewed by: SM Date: 19JUN15

AXYS Analytical Services Ltd.

Composite Sample Preparation Record

WG: 51568 Date: 16JUN15 Chemist: SM Contract: 4765

Axys Sample ID: L23367-19

Sample ID for individuals	Client ID	Length (cm)	Weight (g)	Fillet wt (g)
1001 Day 7/8 1/2	1001 Day 13 *		5.82	
1001 Day 7/8 2/2	1001 Day 8 *		9.90	

* LIMS label correct

Jar wt: 13.489

Total sample weight after homogenization _____ g

Reviewed by: SM Date: 19JUN15

FWO-250 Rev 05, 22-Feb-2010

AXYS Analytical Services Ltd.

Composite Sample Preparation Record

WG: 51568 Date: 16JUN15 Chemist: SM Contract: 4765

Axys Sample ID: L23367-20

Sample ID for individuals	Client ID	Length (cm)	Weight (g)	Fillet wt (g)
1002 Day 7/8 1/2	1002 Day 13 *		5.29	
1002 Day 7/8 2/2	1002 Day 8 *		5.17	

* LIMS label correct.

Jar Wt. 13.45g.

Total sample weight after homogenization _____ g

Reviewed by: SM Date: 19JUN15

www.axysanalytical.com

Composite Sample Preparation Record

WG: 51568 Date: 16JUN15 Chemist: SM Contract: 4765

Axys Sample ID: L233167-21

Sample ID for individuals	Client ID	Length (cm)	Weight (g)	Fillet wt (g)
1101 Day 7/8 1/2	1101 Day 13 *		3.60	
1101 Day 7/8 2/2	1101 Day 8 *		5.93	

* LIMS label correct

Jar wt: 13.22g.

Total sample weight after homogenization _____ g

Reviewed by: SM Date: 19JUN15

AXYS Analytical Services Ltd.

Composite Sample Preparation Record

WG: 51568 Date: 16JUN15 Chemist: SM Contract: 4765

Axys Sample ID: L233167-22

Sample ID for individuals	Client ID	Length (cm)	Weight (g)	Fillet wt (g)
1102 Day 7/8 1/2	1102 Day 13 *		3.71	
1102 Day 7/8 3/2	1102 Day 8 *		5.41	

*LMS label correct

Jar WT: 13.38g.

Total sample weight after homogenization _____ g

Reviewed by: SM Date: 19JUN15

AXYS Analytical Services Ltd.

Composite Sample Preparation Record

WG: 51568 Date: 16JUN15 Chemist: SM Contract: 4765

Axys Sample ID: L233607-23

Sample ID for individuals	Client ID	Length (cm)	Weight (g)	Fillet wt (g)
1201 Day 7/8 ½	1201 Day 13 *		4.79	
1201 Day 7/8 ½	1201 Day 8 *		7.08	

*LIMS label correct

13.14 g
Jar Wt: ~~13.5 g~~
16JUN15 SM

Total sample weight after homogenization _____ g

Reviewed by: SM Date: 19JUN15

AXYS Analytical Services Ltd.

Composite Sample Preparation Record

WG: 51568 Date: 16JUN15 Chemist: SM Contract: 4765

Axys Sample ID: _____

Sample ID for individuals	Client ID	Length (cm)	Weight (g)	Fillet wt (g)
1202 Day 7/8 ½	1202 Day 13*		4.47	
1202 Day 7/8 ½	1202 Day 8*		9.95	

*LIMS label correct

Jar wt: 13.58g.

Total sample weight after homogenization _____ g

Reviewed by: SM Date: 19JUN15

AXYS Analytical Services Ltd.

Composite Sample Preparation Record

WG: 51568 Date: 16JUN15 Chemist: SM Contract: 4765

Axys Sample ID: L23368-1

Sample ID for individuals	Client ID	Length (cm)	Weight (g)	Fillet wt (g)
101 Day 14/15 1/2	101 Day 7 *		6.36	
101 Day 14/15 2/2	101 Day 5 *		7.47	

* LIMS label correct

Jar Wt: 13.42g

Total sample weight after homogenization _____ g

Reviewed by: SM Date: 19JUN15

AXYS Analytical Services Ltd.

Composite Sample Preparation Record

WG: 51568 Date: 16JUN15 Chemist: SM Contract: 4765

Axys Sample ID: L233668-2

Sample ID for individuals	Client ID	Length (cm)	Weight (g)	Fillet wt (g)
102 Day 14/15 1/2	102 Day 7 *		4.47	
102 Day 14/15 2/2	102 Day 5 *		2.50	

* LIMS label correct.

Jar wt: 13.40g

Total sample weight after homogenization _____ g

Reviewed by: SM Date: 19JUN15

FWO-250 Rev 05, 22-Feb-2010

AXYS Analytical Services Ltd.

Composite Sample Preparation Record

WG: 51568 Date: 16JUN15 Chemist: SM Contract: 4765

Axys Sample ID: L23368-3

Sample ID for individuals	Client ID	Length (cm)	Weight (g)	Fillet wt (g)
201 Day 14/15 1/2	201 Day 7 *		1.71	
201 Day 14/15 2/2	201 Day 5 *		2.43	

*LIMS label correct

Jar wt: 13.39 g.

Total sample weight after homogenization _____ g

Reviewed by: SM Date: 19JUN15

www.axysanalytical.com

Composite Sample Preparation Record

WG: 51568 Date: 16JUN15 Chemist: SM Contract: 4765

Axys Sample ID: L23368-4

Sample ID for individuals	Client ID	Length (cm)	Weight (g)	Fillet wt (g)
~~L23368~~ 16JUN15SM				
202Day14/15 1/2	202 Day7 *		4.49	
202 Day14/15 2/2	202 Day5 *		5.35	

* LIMS label correct.

Jar wt: 13.37g

Total sample weight after homogenization _____ g

Reviewed by: SM Date: ~~SM~~ 19JUN15
19JUN15SM

FWO-250 Rev 05, 22-Feb-2010

AXYS Analytical Services Ltd.

Composite Sample Preparation Record

WG: 51568 Date: 16JUN15 Chemist: SM Contract: 4765

Axys Sample ID: L23368-5

Sample ID for individuals	Client ID	Length (cm)	Weight (g)	Fillet wt (g)
301 Day 14/15 ½	301 Day 7 *		5.78	
302 16JUN15 Sm.				
301 Day 14/15 ½	301 Day 5 *		3.98	

*LIMS label correct

Jar Wt: 13.41g

Total sample weight after homogenization _____ g

Reviewed by: SM Date: 19JUN15

AXYS Analytical Services Ltd.

Composite Sample Preparation Record

WG: 515608 Date: 16JUN15 Chemist: SM Contract: 4765

Axys Sample ID: L23368-6

Sample ID for individuals	Client ID	Length (cm)	Weight (g)	Fillet wt (g)
302 Day14/15 1/2	302 Day7*		6.49	
302 Day14/15 2/2	302 Day5*		4.50	

* LIMS label correct.

Jar wt: 13.44g.

Total sample weight after homogenization _____ g

Reviewed by: SM Date: 19JUN15

AXYS Analytical Services Ltd.

Composite Sample Preparation Record

WG: 51568 Date: 16JUN15 Chemist: SM Contract: 4765

Axys Sample ID: L233608-7

Sample ID for individuals	Client ID	Length (cm)	Weight (g)	Fillet wt (g)
401 Day 14/15 1/2	401 Day 7 *		4.97	
401 Day 14/15 2/2	401 Day 5 *		3.93	

* LIMS label correct

Jar Wt: 13.40g.

Total sample weight after homogenization _____ g

Reviewed by: SM Date: 19JUN15

AXYS Analytical Services Ltd.

Composite Sample Preparation Record

WG: 51568 Date: 16JUN15 Chemist: SM Contract: 4765

Axys Sample ID: L233168-8

Sample ID for individuals	Client ID	Length (cm)	Weight (g)	Fillet wt (g)
402 Day 14/15 1/2	402 Day 7 *		7.59	
402 Day 14/15 2/2	402 Day 5 *		8.37	

* LIMS label correct.

Jar wt: 13.33g

Total sample weight after homogenization _____ g

Reviewed by: SM Date: 19JUN15

FWO-250 Rev 05, 22-Feb-2010

AXYS Analytical Services Ltd.

Composite Sample Preparation Record

WG: S1568 Date: 16JUN15 Chemist: SM Contract: 4765

Axys Sample ID: L23368-9

Sample ID for individuals	Client ID	Length (cm)	Weight (g)	Fillet wt (g)
501 Day 14/15 1/2	501 Day 7 *		4.28	
501 Day 14/15 2/2	501 Day 5 *		3.00	

* LIMS label correct.

Jar Wt: 13.32g

Total sample weight after homogenization _____ g

Reviewed by: SM Date: 19JUN15

AXYS Analytical Services Ltd.

Composite Sample Preparation Record

WG: 51568 Date: 16JUN15 Chemist: SM Contract: 4765

Axys Sample ID: L23368-10

Sample ID for individuals	Client ID	Length (cm)	Weight (g)	Fillet wt (g)
SD2 Day 14/15 1/2	SD2 Day7 *		4.72	
SD2 Day 14/15 2/2	SD2 Day5 *		6.33	

*LIMS label correct

Jar wt: 13.42g

Total sample weight after homogenization _____ g

Reviewed by: SM Date: 26JUN15

FWO-250 Rev 05, 22-Feb-2010

AXYS Analytical Services Ltd.

Composite Sample Preparation Record

WG: 51568 Date: 16JUN15 Chemist: SM Contract: 4765

Axys Sample ID: L233368-11

Sample ID for individuals	Client ID	Length (cm)	Weight (g)	Fillet wt (g)
601 Day 14/15 1/2	601 Day7 *		5.68	
601 Day 14/15 2/2	601 Day5 *		8.15	

* LOTS Label correct.

Jar wt: 13.43g

Total sample weight after homogenization _____ g

Reviewed by: SM Date: 26JUN15

AXYS Analytical Services Ltd.

Composite Sample Preparation Record

WG: 51568 Date: 16JUN15 Chemist: SM Contract: 4765

Axys Sample ID: L233608-12

Sample ID for individuals	Client ID	Length (cm)	Weight (g)	Fillet wt (g)
602 Day 14|15 1/2	602 Day 7 *		9.48	
602 Day 14|15 2/2	602 Day 5 *		7.05	

* LIMS label correct.

Jar Wt: 13.35g

Total sample weight after homogenization _____ g

Reviewed by: SM Date: 26JUN15

AXYS Analytical Services Ltd.

Composite Sample Preparation Record

WG: 5568 Date: 16JUN15 Chemist: SM Contract: 4765

Axys Sample ID: L23368-13

Sample ID for individuals	Client ID	Length (cm)	Weight (g)	Fillet wt (g)
701 Day 14/15 1/2	701 Day 7 *		5.14	
701 Day 14/15 2/2	701 Day 5 *		5.55	

* LIMS label correct.

Jar wt: 13.33g

Total sample weight after homogenization _____ g

Reviewed by: SM Date: 26JUN15

FWO-250 Rev 05, 22-Feb-2010

AXYS Analytical Services Ltd.

Composite Sample Preparation Record

WG: 51568 Date: 16JUN15 Chemist: SH Contract: 4765

Axys Sample ID: L233168-14

Sample ID for individuals	Client ID	Length (cm)	Weight (g)	Fillet wt (g)
702 Day 14/15 1/2	702 Day 7 *		5.16	
702 Day 14/15 2/2	702 Day 5 *		4.85	

* LIMS label correct.

Jar Wt: 13.45g

Total sample weight after homogenization _____ g

Reviewed by: SH Date: 26JUN15

AXYS Analytical Services Ltd.

Composite Sample Preparation Record

WG: 51568 Date: 16JUN15 Chemist: SM Contract: 4765

Axys Sample ID: L233668-15

Sample ID for individuals	Client ID	Length (cm)	Weight (g)	Fillet wt (g)
801 Day 14/15 1/2	801 Day 7 *		5.88	
801 Day 14/15 2/2	801 Day 5 *		7.52	

* LIMS label correct

Jar wt: 13.38g.

Total sample weight after homogenization _____ g

Reviewed by: SM Date: 26JUN15

AXYS Analytical Services Ltd.

Composite Sample Preparation Record

WG: 51568 Date: 16JUN15 Chemist: SM Contract: 4765

Axys Sample ID: L23368-16

Sample ID for individuals	Client ID	Length (cm)	Weight (g)	Fillet wt (g)
802 Day 14/15 1/2	802 Day7 *		6.08	
802 Day 14/15 2/2	802 Day5 *		8.17	

*LIMS label correct.

Jar Wt: 13.41g

Total sample weight after homogenization _____ g

Reviewed by: SM Date: 26JUN15

AXYS Analytical Services Ltd.

Composite Sample Preparation Record

WG: 51568 Date: 16JUN15 Chemist: SM Contract: 4765

Axys Sample ID: L233168-17

Sample ID for individuals	Client ID	Length (cm)	Weight (g)	Fillet wt (g)
901 Day 14/15 ½	901 Day 7 *		4.11	
901 Day 14/15 ½	901 Day 5 *		4.32	

*LIMS label correct.

Jar wt: 13.34g

Total sample weight after homogenization _____ g

Reviewed by: SM Date: 26JUN15

FWO-250 Rev 05, 22-Feb-2010

AXYS Analytical Services Ltd.

Composite Sample Preparation Record

WG: 51568 Date: 16JUN15 Chemist: SM Contract: 4765

Axys Sample ID: L23368-18

Sample ID for individuals	Client ID	Length (cm)	Weight (g)	Fillet wt (g)
902 Day 14/15 1/2	902 Day 7 *		5.15	
902 Day 14/15 2/2	902 Day 5 *		4.54	
			16JUN15 SM	

*LIMS label correct.

Jar WT: 13.20g

Total sample weight after homogenization _____ g

Reviewed by: SM Date: 26JUN15

FWO-250 Rev 05, 22-Feb-2010

AXYS Analytical Services Ltd.

Composite Sample Preparation Record

WG: 51568 Date: 16JUN15 Chemist: JL Contract: 4765

Axys Sample ID: L23368-19

Sample ID for individuals	Client ID	Length (cm)	Weight (g)	Fillet wt (g)
1001 Day 14/15 1/2	1001 Day 7 *		5.53	
1001 Day 14/15 2/2	1001 Day 5 *		6.34	

* LIMS label correct.

Jar Wt: 13.24g

Total sample weight after homogenization _____ g

Reviewed by: SM Date: 26JUN15

AXYS Analytical Services Ltd.

Composite Sample Preparation Record

WG: 51568 Date: 16JUN15 Chemist: SM Contract: 4765

Axys Sample ID: L23368-20

Sample ID for individuals	Client ID	Length (cm)	Weight (g)	Fillet wt (g)
1002 Day 14|15 1/2	1002 Day 7 *		3.76	
1002 Day 14|15 2/2	1002 Day 5 *		4.15	

*LIMS label correct

Jar wt: 13.40g

Total sample weight after homogenization _____ g

Reviewed by: SM Date: 16JUN15

FWO-250 Rev 05, 22-Feb-2010

AXYS Analytical Services Ltd.

Composite Sample Preparation Record

WG: 51568 Date: 16JUN15 Chemist: SM Contract: 4765

Axys Sample ID: L233568-21

Sample ID for individuals	Client ID	Length (cm)	Weight (g)	Fillet wt (g)
1101 Day 14/15 1/2	1101 Day 7 *		4.52	
1101 Day 14/15 3/2	1101 Day 5 *		5.42	

*LIMS label correct

Jar wt: 13.37g

Total sample weight after homogenization _____ g

Reviewed by: SM Date: 26JUN15

FWO-250 Rev 05, 22-Feb-2010

AXYS Analytical Services Ltd.

Composite Sample Preparation Record

WG: 51568 Date: 16JUN15 Chemist: SM Contract: 4765

Axys Sample ID: L23368-22

Sample ID for individuals	Client ID	Length (cm)	Weight (g)	Fillet wt (g)
1102 Day 14/15 1/2	1102 Day 7 *		5.03	
1102 Day 14/15 2/2	1102 Day 5 *		5.72	

*1102 MS label correct.

Jar wt: 13.43g

Total sample weight after homogenization _____ g

Reviewed by: SM Date: 26JUN15

FWO-250 Rev 05, 22-Feb-2010

AXYS Analytical Services Ltd.

Composite Sample Preparation Record

WG: 51568 Date: 16JUN15 Chemist: SM Contract: 4765

Axys Sample ID: L23368-23.

Sample ID for individuals	Client ID	Length (cm)	Weight (g)	Fillet wt (g)
1201 Day 14/15 1/2	1201 Day 7 *		6.11	
1201 Day 14/15 2/2	1201 Day 5 *		5.24	

* LIMS label correct.

Jar wt: 13.40 g

Total sample weight after homogenization _____ g

Reviewed by: SM Date: 26JUN15

FWO-250 Rev 05, 22-Feb-2010

AXYS Analytical Services Ltd.

Composite Sample Preparation Record

WG: S1568 Date: 16JUN15 Chemist: SM Contract: 4765

Axys Sample ID: L23368-24

Sample ID for individuals	Client ID	Length (cm)	Weight (g)	Fillet wt (g)
1202 Day 14/15 1/2	1202 Day 7 *		5.09	
1202 Day 14/15 2/2	1202 Day 5 *		5.64	

*LIMS label correct.

Jar wt: 13.21g

Total sample weight after homogenization _____ g

Reviewed by: SM Date: 26JUN15

FWO-250 Rev 05, 22-Feb-2010

BATCH ID: WG51828

Method ID: MLA-905 R01.02	
Method ID:	
Method ID:	
Analyst:	
Start Date:	14-Jul-15
Batch List Author:	SDHESI
Checked By:	SZ
Project Manager:	Kirsten
Glassware Type:	N/A
Glassware Treatment:	N/A
Rotovap Type:	N/A

Matrix:	Urine
Sample size:	4 mL
Moistures required?	NO
Lipids required?	NO
Extraction Solvent:	Pentane
	N/A
	N/A
Biohazard Type:	Human Biohazard

Comments:

Sample size - 4mL. Please document sample sizes in volumes and weight

Sample vials are presently being stored in the -80°C. They should be brought into the WIC the day before extraction to ensure that they do not stay too long at temps above 0 °C.

• Conduct all aspects of the sample preparation at low light and minimize exposure of the samples and extracts to light.

The old enzyme is fine; no need to use the fresh batch but either is fine

The new deconjugation standard, MP035A-STK/01, is better and should be used instead of old one.

| 40UL MP035A-STK/ must be added to BLK as well as to the SPM

Please prepare a new linearity to run with the samples.

Calibration: | MP004-CAL/ WG51568_D2

Contract #	Sample	Wt	Contract #	Sample	Wt
4765	L23367-11	4 mL			
4765	L23367-12	4 mL			
4765	L23367-13	4 mL			
4765	L23367-14	4 mL			
4765	L23367-15	4 mL			
4765	L23367-16	4 mL			
4765	L23367-17	4 mL			
4765	L23367-18	4 mL			
4765	L23367-19	4 mL			
4765	L23367-20	4 mL			
4765	L23367-21	4 mL			
4765	L23367-22	4 mL			
4765	L23367-23	4 mL			
4765	L23367-24	4 mL			
4765	L23368-1	4 mL			
4765	L23368-2	4 mL			
4765	L23368-3	4 mL			
4765	L23368-4	4 mL			
4765	L23368-5	4 mL			

Spiking:

Product	Samples required:	Before Extraction: Surrogate	After Extraction: Cleanup Surrogate	Recovery	F.V.	U-vial	Instructions and Comments:
MP905	L23367-11, 12, 13, 14, 15, 16, 17, 18, 19, 20, 21, 22, 23, 24, L23368-1, 2, 3, 4, 5, WG51828-101, 102, 103	8304 50uL MP004A-SUR/01 Vol MP	N/A	8301 10uL MP004A-REC/02 MP Vol 10 mL MP004A-REC/03 Vol.	225 uL	SILANISED GCMS SZ	Store final extracts in -80 C freezer

BATCH ID: WG51828

QC Samples	Type and Weight	Analysis QC required for:	Authentic spiking:	Comments:
WG51828-101 BLANK	4ML HPLC WATER	MP905	40uL MP035A-STK/01 Vol. MP 8304	40UL MP035A-STK/ must be added to BLK as well as to the SPM
WG51828-102 SPM	4ML SC6235 HUMAN URINE	MP905 8304	10uL MP004A-AUT/01 Vol MP 40uL MP035A-STK/	
WG51828-103 SAR	SAR	MP905 8304	50uL MP004A-SUR/ 10uL MP004A-AUT/ 10uL MP029A-STK/01 Vol MP 10uL MP004A-REC/ FV: 225 uL	

QC Samples	Type and Weight	Analysis QC required for:	Authentic spiking:	Comments:

AXYS Analytical Services Ltd

Sample Labeling Information: Batch ID: WG51828 Date: 14Jul15 Analyst: SZ Contract #: 4765

Method: MLA-905 R01.02

Sample ID	Sample Type and Description	Original Labelling	LIMS label correct as per client
L23367-11	clear orange liquid	client: 601 Day 13 / 601 Day 8 LIMS: 601 Day 7/8 1/2	☑
L23367-12	clear orange liquid	client: 622 Day 13 / 602 Day 8 LIMS: 602 Day 7/8 1/2	☑
L23367-13	clear orange liquid	client: 701 Day 8 / 701 Day 13 LIMS: 701 Day 7/8 1/2	☑
L23367-14	clear orange liquid	client: 702 Day 8 / 702 Day 13 LIMS: 702 Day 7/8 1/2	☑
L23367-15	clear orange liquid	client: 801 Day 13 / 801 Day 8 LIMS: 801 Day 7/8 1/2	☑
L23367-16	clear orange liquid	client: 802 Day 13 / 802 Day 8 LIMS: 802 Day 7/8 1/2	☑
L23367-17	clear orange liquid	client: 901 Day 13 / 901 Day 8 LIMS: 901 Day 7/8 1/2	☑
L23367-18	clear orange liquid	client: 902 Day 13 / 902 Day 8 LIMS: 902 Day 7/8 1/2	☑
L23367-19	clear orange liquid	client: 1001 Day 8 / 1001 Day 13 LIMS: 1001 Day 7/8 1/2	☑
L23367-20	clear orange liquid	client: 1002 Day 8 / 1002 Day 13 LIMS: 1002 Day 7/8 1/2	☑
L23367-21	clear orange liquid	client: 1101 Day 8 / 1101 Day 13 LIMS: 1101 Day 7/8 1/2	☑
L23367-22	clear orange liquid	client: 1102 Day 8 / 1102 Day 13 LIMS: 1102 Day 7/8 1/2	☑
L23367-23	clear orange liquid	client: 1201 Day 8 / 1201 Day 13 LIMS: 1201 Day 7/8 1/2	☑
L23367-24	clear orange liquid	client: 1202 Day 8 / 1202 Day 13 LIMS: 1202 Day 7/8 1/2	☑
L23368-1	clear orange liquid	client: 101 Day 7 / 101 Day 5 LIMS: 101 Day 14/15 2/2	☑
L23368-2	clear orange liquid	client: 102 Day 7 / 102 Day 5 LIMS: 102 Day 14/15 1/2	☑

AXYS Analytical Services Ltd

Sample Labeling Information: Batch ID: WG51828 Date: 14 Jul 15 Analyst: SZ Contract #: 4765

Method: MLA-905 R01.02

Sample ID	Sample Type and Description	Original Labelling	LIMS label correct as per client
L23368-3	clear orange liquid	client: 201 Day 7 / 201 Day 5 LIMS: 201 Day 14/15 1/2	☑
L23368-4	clear orange liquid	client: 202 Day 7 / 202 Day 5 LIMS: 202 Day 14/15 1/2	☑
L23368-5	clear orange liquid	client: 301 Day 7 / 301 Day 5 1/2 LIMS: 301 Day 14/15	☑
WG51828-101 (BLANK)	clear colorless Liquid Procedural Blank	Water HPLC Grade #141395 Fisher	☐
WG51828-102 (SPM)	clear orange Liquid spiked Matrix	SC 6235 Jar 9 of 10 Reference Urine for MLA-905	☐
WG51828-103 (SAR)	S.A.R	S.A.R	☐
			☐
			☐
			☐
			☐
			☐
			☐
			☐
			☐
			☐

AXYS Analytical Services Ltd

Sample Wt & Moistures: Batch ID: WG51828 Date: 14 Jul 15 Analyst: SZ Balance or Syringe # 1036 / 8205

Method: MLA-905 R01.02

Sample ID	Moisture (SLA-015) (all weights in grams)						Sample Wt or Vol (SLA-085) (g or mL)	Backup (g)
	Tare (a)	Tare + Wet	Tare + dry	Tare (b)	Tare + wet	Tare + dry		
L23367-11							4.146	7 ml
L23367-12							4.158	<5ml
L23367-13							4.147	5ml
L23367-14							4.184	5ml
L23367-15							4.139	8 ml
L23367-16							4.180	15ml SZ 14 Jul 15
L23367-17							4.222	<5ml
L23367-18							4.191	5ml
L23367-19							4.163	7ml
L23367-20							4.223	<5ml
L23367-21							4.190	5ml
L23367-22							4.172	6ml
L23367-23							4.145	7ml
L23367-24							4.205	6ml
L23368-1							4.084	10ml
L23368-2							4.216	<5 to ml SZ 14 Jul 15
L23368-3							4.145	0
L23368-4							4.132	5ml

Moistures into oven: Date: _____ Time: _____ Analyst: _____ Out of Oven: Date: _____ Time: _____ Analyst: _____

Extraction Information: Soxhlet: ____ Dean Stark: ____ Steam Distillation: ____ Base Digest: ____ Vol: _____mL

Drying: Drying Time: _____ mins Analyst: _____ Reagent: _____

Extraction Solvent used: _____ Volume: _____ mL

Begin: Date:_____ Time: _____ Analyst: _____ **End:** Date: _____ Time: _____ Analyst: _____

AXYS Analytical Services Ltd

Sample Wt & Moistures: Batch ID: WG51828 Date: 14 Jul 15 Analyst: SZ Balance or Syringe # 1036 / 8205

Method: MLA-905 R01.02

Sample ID	Moisture (SLA-015) (all weights in grams)						Sample Wt or Vol (SLA-085) (g ~~or mL~~)	Backup (g)
	Tare (a)	Tare + Wet	Tare + dry	Tare (b)	Tare + wet	Tare + dry		
L23368-5							4.133	5ml
WG51828-101 (BLANK)							3.984	/
WG51828-102 (SPM)							3.981	/
WG51828-103 (SAR)							-	-

Moistures into oven: Date: _____ Time: _____ Analyst: _____ Out of Oven: Date: _____ Time: _____ Analyst: _____

Extraction Information: Soxhlet: ____ Dean Stark: ____ Steam Distillation: ____ Base Digest: ____ Vol: _____mL

Drying: Drying Time: _____ mins Analyst: _____ Reagent: _____

Extraction Solvent used: _____ Volume: _____ mL

Begin: Date:_____ Time: _____ Analyst: _____ **End:** Date: _____ Time: _____ Analyst: _____

AXYS Analytical Services Ltd

Spiking Sheet: Batch ID: WG51828 Method: MLA-905 R01.02

Witness name/ initials: YanFan/ yta

Sample ID	**Before extraction** Surr. ID: MP004A-SUR/01 Date: 14Jul15 Vol.: 50 µL Syringe#: 8304 Ampoule: Vol. Analyst: SZ		**Before extraction** Surr. ID: Date: Vol.: µL Syringe#: Ampoule: Analyst:		**Cleanup Std.** Surr.: Date: Vol.: µL Syringe#: Ampoule: Start time: Fin. time:	**Cleanup Std.** Surr.: Date: Vol.: µL Syringe#: Ampoule: Start time: Fin. time:	**Recovery** Surr.: MP004A-REC/02 Date: 16 Jul15 Vol.: 10 µL F.V.: 225 µL Syringe#: 8301 Ampoule: Vol. Start time: 13:47 Fin. time: 13:56	**Recovery** Surr.: Date: Vol.: µL F.V.: µL Syringe#: Ampoule: Start time: Fin. time:
	Time	Witness	Time	Witness	Analyst:	Analyst:	Analyst: SZ	Analyst:
L23367-11	13:30	yta			☐	☐	☑	☐
L23367-12	13:30	yta			☐	☐	☑	☐
L23367-13	13:30	yta			☐	☐	☑	☐
L23367-14	13:30	yta			☐	☐	☑	☐
L23367-15	13:30	yta			☐	☐	☑	☐
L23367-16	13:31	yta			☐	☐	☑	☐
L23367-17	13:31	yta			☐	☐	☑	☐
L23367-18	13:31	yta			☐	☐	☑	☐
L23367-19	13:32	yta			☐	☐	☑	☐
L23367-20	13:32	yta			☐	☐	☑	☐
L23367-21	13:32	yta			☐	☐	☑	☐
L23367-22	13:33	yta			☐	☐	☑	☐
L23367-23	13:33	yta			☐	☐	☑	☐
L23367-24	13:33	yta			☐	☐	☑	☐
L23368-1	13:34	yta			☐	☐	☑	☐
L23368-2	13:34	yta			☐	☐	☑	☐
L23368-3	13:34	yta			☐	☐	☑	☐
L23368-4	13:35	yta			☐	☐	☑ MP004A-ANI/01	☐

Sample ID	Authentic Std: MP035A-STK/01 Date: 14Jul15 Vol.: 40 µL Syringe#: 8304 Ampoule#: Vol. Analyst: SZ		Authentic Std: MP029A-STK/01 Date: 14Jul15 Vol.: 10 µL Syringe#: 8301 Ampoule#: Vol. Analyst: SZ		Authentic Std: ~~MP029A-STK/01~~ Date: 14Jul15 Vol.: 10 µL Syringe#: 8301 Ampoule#: Vol. Analyst: SZ	
	Time	Witness	Time	Witness	Time	Witness
WG51828-101 blk	13:26	yta				
WG51828-102 SPM	13:26	yta			13:24	yta
WG51828-103 SAR			13:28	yta	13:23	yta

yta 14Jul15

AXYS Analytical Services Ltd

Spiking Sheet: Batch ID: WG51828 Method: MLA-905 R01.02

Witness name/ initials: Yong Fan/ Yfa

Sample ID	**Before extraction** Surr. ID: MP004ASURR01 Date: 14Jul15 Vol.: 50 µL Syringe#: 8304 Ampoule: Vol. Analyst: SZ		**Before extraction** Surr. ID: Date: Vol.: µL Syringe#: Ampoule: Analyst:		**Cleanup Std.** Surr.: Date: Vol.: µL Syringe#: Ampoule: Start time: Fin. time:	**Cleanup Std.** Surr.: Date: Vol.: µL Syringe#: Ampoule: Start time: Fin. time:	**Recovery** Surr.: MP004A-REC/03 Date: 16Jul15 Vol.: 10 µL F.V.: 225 µL Syringe#: 8301 Ampoule: Vol Start time: 14:48 Fin. time: 14:50	**Recovery** Surr.: Date: Vol.: µL F.V.: µL Syringe#: Ampoule: Start time: Fin. time:
	Time	Witness	Time	Witness	Analyst:	Analyst:	Analyst: SZ	Analyst:
L23368-5	13:35	Yfa			☐	☐	☑	☐
WG51828-101 (BLANK)	13:35	Yfa			☐	☐	☑	☐
WG51828-102 (SPM)	13:35	Yfa			☐	☐	☑	☐
WG51828-103 (SAR)	13:36	Yfa			☐	☐	☑	☐
					☐	☐	☐	☐
					☐	☐	☐	☐
					☐	☐	☐	☐
					☐	☐	☐	☐
					☐	☐	☐	☐
					☐	☐	☐	☐
					☐	☐	☐	☐
					☐	☐	☐	☐
					☐	☐	☐	☐
					☐	☐	☐	☐
					☐	☐	☐	☐
					☐	☐	☐	☐
					☐	☐	☐	☐
					☐	☐	☐	☐

Sample ID	Authentic Std: MJ004 Date: Vol.: µL Syringe#: Ampoule#: Analyst:		Authentic Std: Date: Vol.: µL Syringe#: Ampoule#: Analyst:		Authentic Std: Date: Vol.: µL Syringe#: Ampoule#: Analyst:	
	Time	Witness	Time	Witness	Time	Witness

AXYS Analytical Services Ltd.

LC Methods Worksheet

Workgroup: **WG51828**

Method: **MLA-905 R01.02**

Sample Preparation - Extraction - Derivatization

Reagent	Lot#	Vol. mL	Time	Vol. mL	Time	Vol. mL	Time
2-mercaptoethanol	SHBD6659V	30ml	13:15				
B-Glucuronidase Enzyme solution	3	1	13:40				
Pentane	151879	4	08:20	4	09:50	4	11:20
Dodecane	SHBD1008V	20ml	07:45	SZ	16 Jul 15		

~~Shake~~ /tipper ☑	Sonication ☐	Millipore ☐
Analyst:	SZ	
Date:	15 Jul 15	
Time:	08:30 09:55 11:25	
#times	3	

Extract pH check/adjust	
1.pH:	
Date:	
Time:	
Analyst:	
2.pH:	
Date:	
Time:	
Analyst:	
3.pH:	
Date:	
Time:	
Analyst:	

Derivatization	
Analyst:	SZ
Date:	16 Jul 15
Start time:	15:00
End time:	15:30

Incubation:		
Analyst:	SZ	
Date:	14 Jul 15	15 Jul 15
Start time:	14:35	
End time:		08:00

Sample ID:	# of Filters - Millipore
L23367-11	
L23367-12	
L23367-13	
L23367-14	
L23367-15	
L23367-16	
L23367-17	
L23367-18	
L23367-19	
L23367-20	
L23367-21	
L23367-22	
L23367-23	
L23367-24	
L23368-1	
L23368-2	
L23368-3	
L23368-4	
L23368-5	
WG51828-101 (BLANK)	
WG51828-102 (SPM)	
WG51828-103 (SAR)	

AXYS Analytical Services Ltd.

SPE Cleanup Worksheet

Workgroup: WG51828

Method: MLA-905 R01.02

Analyst:_____ Date:_____ Manifold ID:_____

Sample ID	Manifold Position	Syringe Filter - u-vialing
L23367-11		
L23367-12		
L23367-13		
L23367-14		
L23367-15		
L23367-16		
L23367-17		
L23367-18		
L23367-19		
L23367-20		
L23367-21		
L23367-22		
L23367-23		
L23367-24		
L23368-1		
L23368-2		
L23368-3		
L23368-4		
L23368-5		
WG51828-101 (BLANK)		
WG51828-102 (SPM)		
WG51828-103 (SAR)		

SPE Type:_____

Lot#:_____

SPE Pre-Elution/Conditioning:

Reagent	Lot#	Vol. (mL)	Time

Load sample:_____

Wash:

Reagent	Lot#	Vol. (mL)	Time

Elution:

Reagent	Lot#	Vol. (mL)	Time

Analyst: SZ

Date: 16 Jul 15

Reconstitute for uvial:

Reagent	Lot#	Vol. (mL)	Time
2-mercaptoethanol : Acetonitrile : Toluene 10 : 65 : 65	3	0.14	
MSTFA	BCBL4248V	0.09	14:00, 1450

AXYS Analytical Services Ltd

Notes: Batch ID: WG51828 Method: MLA-905 R01.02

Date:	Analyst	Fraction	Notes: SZ 16Jul15
16 Jul 15	SZ		MP004A-REC/02 was spiked into L23367-11, 12, 13, 14, 15, 16, 17, 18, 19, 20, 21, 22, 23, 24 and L23368-1, 2, 3, 4
			MP004A-REC/03 was spiked into L23368-5, WG51828-101 BLK, -102 SPM, -103 SAR

Reviewed by SZ date 16 Jul 15

AXYS METHOD MLA-905 Rev 01

Form 1A
ANALYSIS REPORT

CLIENT SAMPLE NO.
601 Day 7/8
Sample Collection:
18-May-2015

AXYS ANALYTICAL SERVICES
2045 MILLS RD., SIDNEY, B.C., CANADA
V8L 5X2 TEL (250) 655-5800 FAX (250) 655-5811

Project No.	06262044.0000		
Contract No.:	4765	**Lab Sample I.D.:**	L23367-11 Wi4
Matrix:	URINE	**Sample Size:**	4.00 mL (wet)
Sample Receipt Date:	29-May-2015	**Initial Calibration Date:**	04-Aug-2015
Extraction Date:	14-Jul-2015	**Instrument ID:**	HR GC/MS
Analysis Date:	06-Aug-2015 **Time:** 16:30:10	**GC Column ID:**	DB17-MS
Extract Volume (uL):	800	**Sample Data Filename:**	**MP51_141C S: 29**
Injection Volume (uL):	2.0	**Blank Data Filename:**	MP51_135A S: 8
Dilution Factor:	4	**Cal. Ver. Data Filename:**	MP51_141C S: 26

Concentration Units: pg/mL (wet weight basis)

This page is part of a total report that contains information necessary for accreditation compliance.
This test is not NELAP accredited. Sample results relate only to the sample tested.

COMPOUND	CAS NO.	LAB FLAG [1]	CONC. FOUND	REPORTING LIMIT (RL)[2]	ION ABUND. RATIO	RRT
3-OH-Chrysene	63019-39-6	U D		1350 (S)		
3-OH-Benzo[a]pyrene	13345-21-6	D	451	247 (S)	8.43	1.003
9-OH-Benzo[a]pyrene	17573-21-6	K D	302	96.1 (S)	2.65	1.149
3-OH-Benz[a]anthracene	4834-35-9	U D		1080 (S)		

(1) Where applicable, custom lab flags have been used on this report; U = not detected at RL; K = peak detected but did not meet quantification criteria, result reported represents the estimated maximum possible concentration; D = dilution data.
(2) Reporting Limit (Code): S = sample detection limit; M = method detection limit; L = lowest calibration level equivalent; Q = contract defined limit.

These data are validated and reported as accurate and in accord with AXYS Analytical Services Ltd. ISO17025 compliant quality assurance processes.
Signed: _____Million Woudneh_____

For Axys Internal Use Only [XSL Template: Pest1A.xsl; Created: 17-Aug-2015 10:43:23; Application: XMLTransformer-1.14.15;
Report Filename: Pest_PAH_HI_OHPAH_L23367-11_Form1A_MP51_141CS29_SJ1918344.html; Workgroup: WG51828; Design ID: 2302]

AXYS METHOD MLA-905 Rev 01

Form 2

ANALYSIS REPORT

CLIENT SAMPLE NO.
601 Day 7/8
Sample Collection:
18-May-2015

AXYS ANALYTICAL SERVICES
2045 MILLS RD., SIDNEY, B.C., CANADA
V8L 5X2 TEL (250) 655-5800 FAX (250) 655-5811

Project No.	06262044.0000		
Contract No.:	4765	**Lab Sample I.D.:**	L23367-11 Wi4
Matrix:	URINE	**Sample Size:**	4.00 mL (wet)
Sample Receipt Date:	29-May-2015	**Initial Calibration Date:**	04-Aug-2015
Extraction Date:	14-Jul-2015	**Instrument ID:**	HR GC/MS
Analysis Date:	06-Aug-2015 **Time:** 16:30:10	**GC Column ID:**	DB17-MS
Extract Volume (uL):	800	**Sample Data Filename:**	**MP51_141C S: 29**
Injection Volume (uL):	2.0	**Blank Data Filename:**	MP51_135A S: 8
Dilution Factor:	4	**Cal. Ver. Data Filename:**	MP51_141C S: 26
Concentration Units:	pg absolute		

This page is part of a total report that contains information necessary for accreditation compliance.
This test is not NELAP accredited. Sample results relate only to the sample tested.

LABELED COMPOUND	LAB FLAG [1]	SPIKE CONC.	CONC. FOUND	R(%) [2]	ION ABUND. RATIO	RRT
13C6-3-OH-Chrysene	D	50500	37800	74.8	2.90	1.403
13C6-1-OH-Benz[a]anthracene	D	50400	37300	74.0	3.02	1.371
d11-3-OH-Benzo[a]pyrene	D	49800	26800	53.8	9.38	1.622

(1) Where applicable, custom lab flags have been used on this report; D = dilution data.
(2) R% = percent recovery.

These data are validated and reported as accurate and in accord with AXYS Analytical Services Ltd. ISO17025 compliant quality assurance processes.
Signed: _____Million Woudneh_____

For Axys Internal Use Only [XSL Template: Pest2.xsl; Created: 17-Aug-2015 10:43:23; Application: XMLTransformer-1.14.15;
Report Filename: Pest_PAH_HI_OHPAH_L23367-11_Form2_MP51_141CS29_SJ1918344.html; Workgroup: WG51828; Design ID: 2302]

AXYS METHOD MLA-905 Rev 01

Form 1A
ANALYSIS REPORT

CLIENT SAMPLE NO.
602 Day 7/8
Sample Collection:
18-May-2015

AXYS ANALYTICAL SERVICES
2045 MILLS RD., SIDNEY, B.C., CANADA
V8L 5X2 TEL (250) 655-5800 FAX (250) 655-5811

Project No.	06262044.0000		
Contract No.:	4765	**Lab Sample I.D.:**	L23367-12 Wi3
Matrix:	URINE	**Sample Size:**	4.00 mL (wet)
Sample Receipt Date:	29-May-2015	**Initial Calibration Date:**	04-Aug-2015
Extraction Date:	14-Jul-2015	**Instrument ID:**	HR GC/MS
Analysis Date:	05-Aug-2015 **Time:** 02:03:13	**GC Column ID:**	DB17-MS
Extract Volume (uL):	800	**Sample Data Filename:**	**MP51_140K S: 9**
Injection Volume (uL):	2.0	**Blank Data Filename:**	MP51_135A S: 8
Dilution Factor:	4	**Cal. Ver. Data Filename:**	MP51_140J S: 3

Concentration Units: pg/mL (wet weight basis)

This page is part of a total report that contains information necessary for accreditation compliance.
This test is not NELAP accredited. Sample results relate only to the sample tested.

COMPOUND	CAS NO.	LAB FLAG [1]	CONC. FOUND	REPORTING LIMIT (RL)[2]	ION ABUND. RATIO	RRT
3-OH-Chrysene	63019-39-6	U D		901 (S)		
3-OH-Benzo[a]pyrene	13345-21-6	D	558	84.5 (S)	7.29	1.004
9-OH-Benzo[a]pyrene	17573-21-6	K D	250	42.6 (S)	3.19	1.149
3-OH-Benz[a]anthracene	4834-35-9	U D		702 (S)		

(1) Where applicable, custom lab flags have been used on this report; U = not detected at RL; K = peak detected but did not meet quantification criteria, result reported represents the estimated maximum possible concentration; D = dilution data.
(2) Reporting Limit (Code): S = sample detection limit; M = method detection limit; L = lowest calibration level equivalent; Q = contract defined limit.

These data are validated and reported as accurate and in accord with AXYS Analytical Services Ltd. ISO17025 compliant quality assurance processes.
Signed: _____Million Woudneh_____

For Axys Internal Use Only [XSL Template: Pest1A.xsl; Created: 17-Aug-2015 10:43:23; Application: XMLTransformer-1.14.15;
Report Filename: Pest_PAH_HI_OHPAH_L23367-12_Form1A_MP51_140KS9_SJ1917860.html; Workgroup: WG51828; Design ID: 2302]

AXYS METHOD MLA-905 Rev 01

Form 2

ANALYSIS REPORT

CLIENT SAMPLE NO.
602 Day 7/8
Sample Collection:
18-May-2015

AXYS ANALYTICAL SERVICES
2045 MILLS RD., SIDNEY, B.C., CANADA
V8L 5X2 TEL (250) 655-5800 FAX (250) 655-5811

Project No.	06262044.0000		
Contract No.:	4765	**Lab Sample I.D.:**	L23367-12 Wi3
Matrix:	URINE	**Sample Size:**	4.00 mL (wet)
Sample Receipt Date:	29-May-2015	**Initial Calibration Date:**	04-Aug-2015
Extraction Date:	14-Jul-2015	**Instrument ID:**	HR GC/MS
Analysis Date:	05-Aug-2015 **Time:** 02:03:13	**GC Column ID:**	DB17-MS
Extract Volume (uL):	800	**Sample Data Filename:**	**MP51_140K S: 9**
Injection Volume (uL):	2.0	**Blank Data Filename:**	MP51_135A S: 8
Dilution Factor:	4	**Cal. Ver. Data Filename:**	MP51_140J S: 3
Concentration Units:	pg absolute		

This page is part of a total report that contains information necessary for accreditation compliance.
This test is not NELAP accredited. Sample results relate only to the sample tested.

LABELED COMPOUND	LAB FLAG [1]	SPIKE CONC.	CONC. FOUND	R(%) [2]	ION ABUND. RATIO	RRT
13C6-3-OH-Chrysene	D	50500	31800	62.9	3.02	1.403
13C6-1-OH-Benz[a]anthracene	D	50400	32800	65.0	3.32	1.369
d11-3-OH-Benzo[a]pyrene	D	49800	26400	53.1	10.8	1.622

(1) Where applicable, custom lab flags have been used on this report; D = dilution data.
(2) R% = percent recovery.

These data are validated and reported as accurate and in accord with AXYS Analytical Services Ltd. ISO17025 compliant quality assurance processes.
Signed: _____Million Woudneh_____

For Axys Internal Use Only [XSL Template: Pest2.xsl; Created: 17-Aug-2015 10:43:23; Application: XMLTransformer-1.14.15;
Report Filename: Pest_PAH_HI_OHPAH_L23367-12_Form2_MP51_140KS9_SJ1917860.html; Workgroup: WG51828; Design ID: 2302]

AXYS METHOD MLA-905 Rev 01

Form 1A

ANALYSIS REPORT

CLIENT SAMPLE NO.
701 Day 7/8
Sample Collection:
18-May-2015

AXYS ANALYTICAL SERVICES
2045 MILLS RD., SIDNEY, B.C., CANADA
V8L 5X2 TEL (250) 655-5800 FAX (250) 655-5811

Project No.	06262044.0000		
Contract No.:	4765	**Lab Sample I.D.:**	L23367-13 NL
Matrix:	URINE	**Sample Size:**	4.00 mL (wet)
Sample Receipt Date:	29-May-2015	**Initial Calibration Date:**	04-Aug-2015
Extraction Date:	14-Jul-2015	**Instrument ID:**	HR GC/MS
Analysis Date:	07-Aug-2015 **Time:** 23:45:41	**GC Column ID:**	DB17-MS
Extract Volume (uL):	200	**Sample Data Filename:**	**MP51_142D S: 6**
Injection Volume (uL):	2.0	**Blank Data Filename:**	MP51_135A S: 8
Dilution Factor:	10	**Cal. Ver. Data Filename:**	MP51_142D S: 2

Concentration Units: pg/mL (wet weight basis)

This page is part of a total report that contains information necessary for accreditation compliance.
This test is not NELAP accredited. Sample results relate only to the sample tested.

COMPOUND	CAS NO.	LAB FLAG [1]	CONC. FOUND	REPORTING LIMIT (RL)[2]	ION ABUND. RATIO	RRT
3-OH-Chrysene	63019-39-6	U D		1180 (S)		
3-OH-Benzo[a]pyrene	13345-21-6	U D		344 (S)		
9-OH-Benzo[a]pyrene	17573-21-6	U D		88.4 (S)		
3-OH-Benz[a]anthracene	4834-35-9	U D		838 (S)		

(1) Where applicable, custom lab flags have been used on this report; U = not detected at RL; D = dilution data.
(2) Reporting Limit (Code): S = sample detection limit; M = method detection limit; L = lowest calibration level equivalent; Q = contract defined limit.

These data are validated and reported as accurate and in accord with AXYS Analytical Services Ltd. ISO17025 compliant quality assurance processes.
Signed: _____Million Woudneh_____

For Axys Internal Use Only [XSL Template: Pest1A.xsl; Created: 17-Aug-2015 10:43:23; Application: XMLTransformer-1.14.15;
Report Filename: Pest_PAH_HI_OHPAH_L23367-13_Form1A_MP51_142DS6_SJ1918959.html; Workgroup: WG51828; Design ID: 2302]

AXYS METHOD MLA-905 Rev 01

Form 2

ANALYSIS REPORT

CLIENT SAMPLE NO.
701 Day 7/8
Sample Collection:
18-May-2015

AXYS ANALYTICAL SERVICES
2045 MILLS RD., SIDNEY, B.C., CANADA
V8L 5X2 TEL (250) 655-5800 FAX (250) 655-5811

Project No.	06262044.0000		
Contract No.:	4765	**Lab Sample I.D.:**	L23367-13 NL
Matrix:	URINE	**Sample Size:**	4.00 mL (wet)
Sample Receipt Date:	29-May-2015	**Initial Calibration Date:**	04-Aug-2015
Extraction Date:	14-Jul-2015	**Instrument ID:**	HR GC/MS
Analysis Date:	07-Aug-2015 **Time:** 23:45:41	**GC Column ID:**	DB17-MS
Extract Volume (uL):	200	**Sample Data Filename:**	**MP51_142D S: 6**
Injection Volume (uL):	2.0	**Blank Data Filename:**	MP51_135A S: 8
Dilution Factor:	10	**Cal. Ver. Data Filename:**	MP51_142D S: 2
Concentration Units:	pg absolute		

This page is part of a total report that contains information necessary for accreditation compliance.
This test is not NELAP accredited. Sample results relate only to the sample tested.

LABELED COMPOUND	LAB FLAG [1]	SPIKE CONC.	CONC. FOUND	R(%) [2]	ION ABUND. RATIO	RRT
13C6-3-OH-Chrysene	D V	50500	19200	38.1	2.87	1.404
13C6-1-OH-Benz[a]anthracene	D V	50400	21300	42.3	3.17	1.371
d11-3-OH-Benzo[a]pyrene	D V	49800	8440	17.0	9.02	1.622

(1) Where applicable, custom lab flags have been used on this report; D = dilution data; V = surrogate recovery is not within method/contract control limits.
(2) R% = percent recovery.

These data are validated and reported as accurate and in accord with AXYS Analytical Services Ltd. ISO17025 compliant quality assurance processes.
Signed: _____Million Woudneh_____

For Axys Internal Use Only [XSL Template: Pest2.xsl; Created: 17-Aug-2015 10:43:23; Application: XMLTransformer-1.14.15;
Report Filename: Pest_PAH_HI_OHPAH_L23367-13_Form2_MP51_142DS6_SJ1918959.html; Workgroup: WG51828; Design ID: 2302]

AXYS METHOD MLA-905 Rev 01

Form 1A
ANALYSIS REPORT

CLIENT SAMPLE NO.
702 Day 7/8
Sample Collection:
18-May-2015

AXYS ANALYTICAL SERVICES
2045 MILLS RD., SIDNEY, B.C., CANADA
V8L 5X2 TEL (250) 655-5800 FAX (250) 655-5811

Project No.	06262044.0000		
Contract No.:	4765	**Lab Sample I.D.:**	L23367-14 i
Matrix:	URINE	**Sample Size:**	4.00 mL (wet)
Sample Receipt Date:	29-May-2015	**Initial Calibration Date:**	17-Jul-2015
Extraction Date:	14-Jul-2015	**Instrument ID:**	HR GC/MS
Analysis Date:	20-Jul-2015 **Time:** 21:18:47	**GC Column ID:**	DB17-MS
Extract Volume (uL):	200	**Sample Data Filename:**	**MP51_135A S: 14**
Injection Volume (uL):	2.0	**Blank Data Filename:**	MP51_135A S: 8
Dilution Factor:	N/A	**Cal. Ver. Data Filename:**	MP51_135A S: 4

Concentration Units: pg/mL (wet weight basis)

This page is part of a total report that contains information necessary for accreditation compliance.
This test is not NELAP accredited. Sample results relate only to the sample tested.

COMPOUND	CAS NO.	LAB FLAG [1]	CONC. FOUND	REPORTING LIMIT (RL)[2]	ION ABUND. RATIO	RRT
3-OH-Chrysene	63019-39-6	U		3230 (S)		
3-OH-Benzo[a]pyrene	13345-21-6		146	123 (S)	4.15	1.003
9-OH-Benzo[a]pyrene	17573-21-6	K	623	94.8 (S)	2.39	1.152
3-OH-Benz[a]anthracene	4834-35-9	U		1590 (S)		

(1) Where applicable, custom lab flags have been used on this report; U = not detected at RL; K = peak detected but did not meet quantification criteria, result reported represents the estimated maximum possible concentration.
(2) Reporting Limit (Code): S = sample detection limit; M = method detection limit; L = lowest calibration level equivalent; Q = contract defined limit.

These data are validated and reported as accurate and in accord with AXYS Analytical Services Ltd. ISO17025 compliant quality assurance processes.
Signed: _____Million Woudneh_____

For Axys Internal Use Only [XSL Template: Pest1A.xsl; Created: 17-Aug-2015 10:43:23; Application: XMLTransformer-1.14.15;
Report Filename: Pest_PAH_HI_OHPAH_L23367-14_Form1A_MP51_135AS14_SJ1912499.html; Workgroup: WG51828; Design ID: 2302]

AXYS METHOD MLA-905 Rev 01

Form 2

ANALYSIS REPORT

CLIENT SAMPLE NO.
702 Day 7/8
Sample Collection:
18-May-2015

AXYS ANALYTICAL SERVICES
2045 MILLS RD., SIDNEY, B.C., CANADA
V8L 5X2 TEL (250) 655-5800 FAX (250) 655-5811

Project No.	06262044.0000		
Contract No.:	4765	**Lab Sample I.D.:**	L23367-14 i
Matrix:	URINE	**Sample Size:**	4.00 mL (wet)
Sample Receipt Date:	29-May-2015	**Initial Calibration Date:**	17-Jul-2015
Extraction Date:	14-Jul-2015	**Instrument ID:**	HR GC/MS
Analysis Date:	20-Jul-2015 **Time:** 21:18:47	**GC Column ID:**	DB17-MS
Extract Volume (uL):	200	**Sample Data Filename:**	**MP51_135A S: 14**
Injection Volume (uL):	2.0	**Blank Data Filename:**	MP51_135A S: 8
Dilution Factor:	N/A	**Cal. Ver. Data Filename:**	MP51_135A S: 4
Concentration Units:	pg absolute		

This page is part of a total report that contains information necessary for accreditation compliance.
This test is not NELAP accredited. Sample results relate only to the sample tested.

LABELED COMPOUND	LAB FLAG [1]	SPIKE CONC.	CONC. FOUND	R(%) [2]	ION ABUND. RATIO	RRT
13C6-3-OH-Chrysene	V	50500	22700	44.9	1.22	1.403
13C6-1-OH-Benz[a]anthracene		50400	41700	82.8	2.31	1.371
d11-3-OH-Benzo[a]pyrene		49800	29500	59.4	5.65	1.626

(1) Where applicable, custom lab flags have been used on this report; V = surrogate recovery is not within method/contract control limits.
(2) R% = percent recovery.

These data are validated and reported as accurate and in accord with AXYS Analytical Services Ltd. ISO17025 compliant quality assurance processes.
Signed: _____Million Woudneh_____

For Axys Internal Use Only [XSL Template: Pest2.xsl; Created: 17-Aug-2015 10:43:23; Application: XMLTransformer-1.14.15;
Report Filename: Pest_PAH_HI_OHPAH_L23367-14_Form2_MP51_135AS14_SJ1912499.html; Workgroup: WG51828; Design ID: 2302]

AXYS METHOD MLA-905 Rev 01

Form 1A
ANALYSIS REPORT

CLIENT SAMPLE NO.
801 Day 7/8
Sample Collection:
18-May-2015

AXYS ANALYTICAL SERVICES
2045 MILLS RD., SIDNEY, B.C., CANADA
V8L 5X2 TEL (250) 655-5800 FAX (250) 655-5811

Project No.	06262044.0000		
Contract No.:	4765	**Lab Sample I.D.:**	L23367-15 i
Matrix:	URINE	**Sample Size:**	4.00 mL (wet)
Sample Receipt Date:	29-May-2015	**Initial Calibration Date:**	17-Jul-2015
Extraction Date:	14-Jul-2015	**Instrument ID:**	HR GC/MS
Analysis Date:	20-Jul-2015 **Time:** 21:52:54	**GC Column ID:**	DB17-MS
Extract Volume (uL):	200	**Sample Data Filename:**	**MP51_135A S: 15**
Injection Volume (uL):	2.0	**Blank Data Filename:**	MP51_135A S: 8
Dilution Factor:	N/A	**Cal. Ver. Data Filename:**	MP51_135A S: 4

Concentration Units: pg/mL (wet weight basis)

This page is part of a total report that contains information necessary for accreditation compliance.
This test is not NELAP accredited. Sample results relate only to the sample tested.

COMPOUND	CAS NO.	LAB FLAG [1]	CONC. FOUND	REPORTING LIMIT (RL)[2]	ION ABUND. RATIO	RRT
3-OH-Chrysene	63019-39-6		2820	2730 (S)	2.01	0.999
3-OH-Benzo[a]pyrene	13345-21-6		4830	132 (S)	5.45	1.003
9-OH-Benzo[a]pyrene	17573-21-6		2610	82.7 (S)	4.45	1.153
3-OH-Benz[a]anthracene	4834-35-9	U		1720 (S)		

(1) Where applicable, custom lab flags have been used on this report; U = not detected at RL.
(2) Reporting Limit (Code): S = sample detection limit; M = method detection limit; L = lowest calibration level equivalent; Q = contract defined limit.

These data are validated and reported as accurate and in accord with AXYS Analytical Services Ltd. ISO17025 compliant quality assurance processes.
Signed: _____Million Woudneh_____

For Axys Internal Use Only [XSL Template: Pest1A.xsl; Created: 17-Aug-2015 10:43:23; Application: XMLTransformer-1.14.15;
Report Filename: Pest_PAH_HI_OHPAH_L23367-15_Form1A_MP51_135AS15_SJ1912500.html; Workgroup: WG51828; Design ID: 2302]

AXYS METHOD MLA-905 Rev 01

Form 2

ANALYSIS REPORT

CLIENT SAMPLE NO.
801 Day 7/8
Sample Collection:
18-May-2015

AXYS ANALYTICAL SERVICES
2045 MILLS RD., SIDNEY, B.C., CANADA
V8L 5X2 TEL (250) 655-5800 FAX (250) 655-5811

Project No.	06262044.0000		
Contract No.:	4765	**Lab Sample I.D.:**	L23367-15 i
Matrix:	URINE	**Sample Size:**	4.00 mL (wet)
Sample Receipt Date:	29-May-2015	**Initial Calibration Date:**	17-Jul-2015
Extraction Date:	14-Jul-2015	**Instrument ID:**	HR GC/MS
Analysis Date:	20-Jul-2015 **Time:** 21:52:54	**GC Column ID:**	DB17-MS
Extract Volume (uL):	200	**Sample Data Filename:**	**MP51_135A S: 15**
Injection Volume (uL):	2.0	**Blank Data Filename:**	MP51_135A S: 8
Dilution Factor:	N/A	**Cal. Ver. Data Filename:**	MP51_135A S: 4
Concentration Units:	pg absolute		

This page is part of a total report that contains information necessary for accreditation compliance.
This test is not NELAP accredited. Sample results relate only to the sample tested.

LABELED COMPOUND	LAB FLAG [1]	SPIKE CONC.	CONC. FOUND	R(%) [2]	ION ABUND. RATIO	RRT
13C6-3-OH-Chrysene		50500	25600	50.6	1.55	1.405
13C6-1-OH-Benz[a]anthracene		50400	37200	73.8	2.31	1.370
d11-3-OH-Benzo[a]pyrene		49800	27400	55.0	5.74	1.627

(1) Where applicable, custom lab flags have been used on this report.
(2) R% = percent recovery.

These data are validated and reported as accurate and in accord with AXYS Analytical Services Ltd. ISO17025 compliant quality assurance processes.
Signed: _____Million Woudneh_____

For Axys Internal Use Only [XSL Template: Pest2.xsl; Created: 17-Aug-2015 10:43:23; Application: XMLTransformer-1.14.15;
Report Filename: Pest_PAH_HI_OHPAH_L23367-15_Form2_MP51_135AS15_SJ1912500.html; Workgroup: WG51828; Design ID: 2302]

AXYS METHOD MLA-905 Rev 01

Form 1A
ANALYSIS REPORT

CLIENT SAMPLE NO.
802 Day 7/8
Sample Collection:
18-May-2015

AXYS ANALYTICAL SERVICES
2045 MILLS RD., SIDNEY, B.C., CANADA
V8L 5X2 TEL (250) 655-5800 FAX (250) 655-5811

Contract No.:	4765	**Project No.**	06262044.0000
Matrix:	URINE	**Lab Sample I.D.:**	L23367-16 W
Sample Receipt Date:	29-May-2015	**Sample Size:**	4.00 mL (wet)
Extraction Date:	14-Jul-2015	**Initial Calibration Date:**	17-Jul-2015
Analysis Date:	20-Jul-2015 **Time:** 22:26:59	**Instrument ID:**	HR GC/MS
Extract Volume (uL):	800	**GC Column ID:**	DB17-MS
Injection Volume (uL):	2.0	**Sample Data Filename:**	**MP51_135A S: 16**
Dilution Factor:	4	**Blank Data Filename:**	MP51_135A S: 8
		Cal. Ver. Data Filename:	MP51_135A S: 4

Concentration Units: pg/mL (wet weight basis)

This page is part of a total report that contains information necessary for accreditation compliance.
This test is not NELAP accredited. Sample results relate only to the sample tested.

COMPOUND	CAS NO.	LAB FLAG [1]	CONC. FOUND	REPORTING LIMIT (RL)[2]	ION ABUND. RATIO	RRT
3-OH-Chrysene	63019-39-6	U D		2860 (S)		
3-OH-Benzo[a]pyrene	13345-21-6	D	4920	337 (S)	5.09	1.003
9-OH-Benzo[a]pyrene	17573-21-6	K D	2060	171 (S)	3.91	1.153
3-OH-Benz[a]anthracene	4834-35-9	U D		2260 (S)		

(1) Where applicable, custom lab flags have been used on this report; U = not detected at RL; K = peak detected but did not meet quantification criteria, result reported represents the estimated maximum possible concentration; D = dilution data.
(2) Reporting Limit (Code): S = sample detection limit; M = method detection limit; L = lowest calibration level equivalent; Q = contract defined limit.

These data are validated and reported as accurate and in accord with AXYS Analytical Services Ltd. ISO17025 compliant quality assurance processes.
Signed: _____Million Woudneh_____

For Axys Internal Use Only [XSL Template: Pest1A.xsl; Created: 17-Aug-2015 10:43:23; Application: XMLTransformer-1.14.15;
Report Filename: Pest_PAH_HI_OHPAH_L23367-16_Form1A_MP51_135AS16_SJ1912501.html; Workgroup: WG51828; Design ID: 2302]

AXYS METHOD MLA-905 Rev 01

Form 2

ANALYSIS REPORT

CLIENT SAMPLE NO.
802 Day 7/8
Sample Collection:
18-May-2015

AXYS ANALYTICAL SERVICES
2045 MILLS RD., SIDNEY, B.C., CANADA
V8L 5X2 TEL (250) 655-5800 FAX (250) 655-5811

Project No.	06262044.0000		
Contract No.:	4765	**Lab Sample I.D.:**	L23367-16 W
Matrix:	URINE	**Sample Size:**	4.00 mL (wet)
Sample Receipt Date:	29-May-2015	**Initial Calibration Date:**	17-Jul-2015
Extraction Date:	14-Jul-2015	**Instrument ID:**	HR GC/MS
Analysis Date:	20-Jul-2015 **Time:** 22:26:59	**GC Column ID:**	DB17-MS
Extract Volume (uL):	800	**Sample Data Filename:**	**MP51_135A S: 16**
Injection Volume (uL):	2.0	**Blank Data Filename:**	MP51_135A S: 8
Dilution Factor:	4	**Cal. Ver. Data Filename:**	MP51_135A S: 4
Concentration Units:	pg absolute		

This page is part of a total report that contains information necessary for accreditation compliance.
This test is not NELAP accredited. Sample results relate only to the sample tested.

LABELED COMPOUND	LAB FLAG [1]	SPIKE CONC.	CONC. FOUND	R(%) [2]	ION ABUND. RATIO	RRT
13C6-3-OH-Chrysene	D	50500	42500	84.2	1.91	1.403
13C6-1-OH-Benz[a]anthracene	D	50400	48100	95.4	2.16	1.370
d11-3-OH-Benzo[a]pyrene	D	49800	40300	81.0	5.91	1.625

(1) Where applicable, custom lab flags have been used on this report; D = dilution data.
(2) R% = percent recovery.

These data are validated and reported as accurate and in accord with AXYS Analytical Services Ltd. ISO17025 compliant quality assurance processes.
Signed: _____Million Woudneh_____

For Axys Internal Use Only [XSL Template: Pest2.xsl; Created: 17-Aug-2015 10:43:23; Application: XMLTransformer-1.14.15;
Report Filename: Pest_PAH_HI_OHPAH_L23367-16_Form2_MP51_135AS16_SJ1912501.html; Workgroup: WG51828; Design ID: 2302]

AXYS METHOD MLA-905 Rev 01

Form 1A
ANALYSIS REPORT

CLIENT SAMPLE NO.
901 Day 7/8
Sample Collection:
18-May-2015

AXYS ANALYTICAL SERVICES
2045 MILLS RD., SIDNEY, B.C., CANADA
V8L 5X2 TEL (250) 655-5800 FAX (250) 655-5811

Project No.	06262044.0000		
Contract No.:	4765	**Lab Sample I.D.:**	L23367-17 Wi2
Matrix:	URINE	**Sample Size:**	4.00 mL (wet)
Sample Receipt Date:	29-May-2015	**Initial Calibration Date:**	17-Jul-2015
Extraction Date:	14-Jul-2015	**Instrument ID:**	HR GC/MS
Analysis Date:	23-Jul-2015 **Time:** 01:59:10	**GC Column ID:**	DB17-MS
Extract Volume (uL):	800	**Sample Data Filename:**	**MP51_136B S: 8**
Injection Volume (uL):	2.0	**Blank Data Filename:**	MP51_135A S: 8
Dilution Factor:	4	**Cal. Ver. Data Filename:**	MP51_136B S: 2

Concentration Units: pg/mL (wet weight basis)

This page is part of a total report that contains information necessary for accreditation compliance.
This test is not NELAP accredited. Sample results relate only to the sample tested.

COMPOUND	CAS NO.	LAB FLAG [1]	CONC. FOUND	REPORTING LIMIT (RL)[2]	ION ABUND. RATIO	RRT
3-OH-Chrysene	63019-39-6	D	81900	3390 (S)	1.92	1.000
3-OH-Benzo[a]pyrene	13345-21-6	E				
9-OH-Benzo[a]pyrene	17573-21-6	D	161000	248 (S)	6.20	1.151
3-OH-Benz[a]anthracene	4834-35-9	D	12400	2630 (S)	2.56	1.032

(1) Where applicable, custom lab flags have been used on this report; D = dilution data; E = exceeds calibrated linear range, see dilution data.
(2) Reporting Limit (Code): S = sample detection limit; M = method detection limit; L = lowest calibration level equivalent; Q = contract defined limit.

These data are validated and reported as accurate and in accord with AXYS Analytical Services Ltd. ISO17025 compliant quality assurance processes.
Signed: _____Million Woudneh_____

For Axys Internal Use Only [XSL Template: Pest1A.xsl; Created: 17-Aug-2015 10:43:23; Application: XMLTransformer-1.14.15;
Report Filename: Pest_PAH_HI_OHPAH_L23367-17_Form1A_MP51_136BS8_SJ1914025.html; Workgroup: WG51828; Design ID: 2302]

AXYS METHOD MLA-905 Rev 01

Form 2
ANALYSIS REPORT

CLIENT SAMPLE NO.
901 Day 7/8
Sample Collection:
18-May-2015

AXYS ANALYTICAL SERVICES
2045 MILLS RD., SIDNEY, B.C., CANADA
V8L 5X2 TEL (250) 655-5800 FAX (250) 655-5811

Project No.	06262044.0000		
Contract No.:	4765	**Lab Sample I.D.:**	L23367-17 Wi2
Matrix:	URINE	**Sample Size:**	4.00 mL (wet)
Sample Receipt Date:	29-May-2015	**Initial Calibration Date:**	17-Jul-2015
Extraction Date:	14-Jul-2015	**Instrument ID:**	HR GC/MS
Analysis Date:	23-Jul-2015 **Time:** 01:59:10	**GC Column ID:**	DB17-MS
Extract Volume (uL):	800	**Sample Data Filename:**	**MP51_136B S: 8**
Injection Volume (uL):	2.0	**Blank Data Filename:**	MP51_135A S: 8
Dilution Factor:	4	**Cal. Ver. Data Filename:**	MP51_136B S: 2
Concentration Units:	pg absolute		

This page is part of a total report that contains information necessary for accreditation compliance.
This test is not NELAP accredited. Sample results relate only to the sample tested.

LABELED COMPOUND	LAB FLAG [1]	SPIKE CONC.	CONC. FOUND	R(%) [2]	ION ABUND. RATIO	RRT
13C6-3-OH-Chrysene	D	50500	44800	88.7	2.00	1.413
13C6-1-OH-Benz[a]anthracene	D	50400	50200	99.7	2.38	1.380
d11-3-OH-Benzo[a]pyrene	X					

(1) Where applicable, custom lab flags have been used on this report; D = dilution data; X = result reported separately.
(2) R% = percent recovery.

These data are validated and reported as accurate and in accord with AXYS Analytical Services Ltd. ISO17025 compliant quality assurance processes.
Signed: _____Million Woudneh_____

For Axys Internal Use Only [XSL Template: Pest2.xsl; Created: 17-Aug-2015 10:43:23; Application: XMLTransformer-1.14.15;
Report Filename: Pest_PAH_HI_OHPAH_L23367-17_Form2_MP51_136BS8_SJ1914025.html; Workgroup: WG51828; Design ID: 2302]

AXYS METHOD MLA-905 Rev 01

Form 1A
ANALYSIS REPORT

CLIENT SAMPLE NO.
901 Day 7/8
Sample Collection:
18-May-2015

AXYS ANALYTICAL SERVICES
2045 MILLS RD., SIDNEY, B.C., CANADA
V8L 5X2 TEL (250) 655-5800 FAX (250) 655-5811

Project No.	06262044.0000		
Contract No.:	4765	**Lab Sample I.D.:**	L23367-17 Ni2
Matrix:	URINE	**Sample Size:**	4.00 mL (wet)
Sample Receipt Date:	29-May-2015	**Initial Calibration Date:**	04-Aug-2015
Extraction Date:	14-Jul-2015	**Instrument ID:**	HR GC/MS
Analysis Date:	06-Aug-2015 **Time:** 17:04:22	**GC Column ID:**	DB17-MS
Extract Volume (uL):	400	**Sample Data Filename:**	**MP51_141C S: 30**
Injection Volume (uL):	2.0	**Blank Data Filename:**	MP51_135A S: 8
Dilution Factor:	20	**Cal. Ver. Data Filename:**	MP51_141C S: 26

Concentration Units: pg/mL (wet weight basis)

This page is part of a total report that contains information necessary for accreditation compliance.
This test is not NELAP accredited. Sample results relate only to the sample tested.

COMPOUND	CAS NO.	LAB FLAG [1]	CONC. FOUND	REPORTING LIMIT (RL)[2]	ION ABUND. RATIO	RRT
3-OH-Chrysene	63019-39-6	X				
3-OH-Benzo[a]pyrene	13345-21-6	D	488000	1410 (S)	7.60	1.003
9-OH-Benzo[a]pyrene	17573-21-6	X				
3-OH-Benz[a]anthracene	4834-35-9	X				

(1) Where applicable, custom lab flags have been used on this report; D = dilution data; X = result reported separately.
(2) Reporting Limit (Code): S = sample detection limit; M = method detection limit; L = lowest calibration level equivalent; Q = contract defined limit.

These data are validated and reported as accurate and in accord with AXYS Analytical Services Ltd. ISO17025 compliant quality assurance processes.
Signed: _____Million Woudneh_____

For Axys Internal Use Only [XSL Template: Pest1A.xsl; Created: 17-Aug-2015 10:43:23; Application: XMLTransformer-1.14.15;
Report Filename: Pest_PAH_HI_OHPAH_L23367-17_Form1A_MP51_141CS30_SJ1918345.html; Workgroup: WG51828; Design ID: 2302]

AXYS METHOD MLA-905 Rev 01

Form 2

ANALYSIS REPORT

CLIENT SAMPLE NO.
901 Day 7/8
Sample Collection:
18-May-2015

AXYS ANALYTICAL SERVICES
2045 MILLS RD., SIDNEY, B.C., CANADA
V8L 5X2 TEL (250) 655-5800 FAX (250) 655-5811

Project No.	06262044.0000		
Contract No.:	4765	**Lab Sample I.D.:**	L23367-17 Ni2
Matrix:	URINE	**Sample Size:**	4.00 mL (wet)
Sample Receipt Date:	29-May-2015	**Initial Calibration Date:**	04-Aug-2015
Extraction Date:	14-Jul-2015	**Instrument ID:**	HR GC/MS
Analysis Date:	06-Aug-2015 **Time:** 17:04:22	**GC Column ID:**	DB17-MS
Extract Volume (uL):	400	**Sample Data Filename:**	**MP51_141C S: 30**
Injection Volume (uL):	2.0	**Blank Data Filename:**	MP51_135A S: 8
Dilution Factor:	20	**Cal. Ver. Data Filename:**	MP51_141C S: 26
Concentration Units:	pg absolute		

This page is part of a total report that contains information necessary for accreditation compliance.
This test is not NELAP accredited. Sample results relate only to the sample tested.

LABELED COMPOUND	LAB FLAG [1]	SPIKE CONC.	CONC. FOUND	R(%) [2]	ION ABUND. RATIO	RRT
13C6-3-OH-Chrysene	X					
13C6-1-OH-Benz[a]anthracene	X					
d11-3-OH-Benzo[a]pyrene	D	49800	25400	51.0	9.10	1.622

(1) Where applicable, custom lab flags have been used on this report; D = dilution data; X = result reported separately.
(2) R% = percent recovery.

These data are validated and reported as accurate and in accord with AXYS Analytical Services Ltd. ISO17025 compliant quality assurance processes.
Signed: _____Million Woudneh_____

For Axys Internal Use Only [XSL Template: Pest2.xsl; Created: 17-Aug-2015 10:43:23; Application: XMLTransformer-1.14.15;
Report Filename: Pest_PAH_HI_OHPAH_L23367-17_Form2_MP51_141CS30_SJ1918345.html; Workgroup: WG51828; Design ID: 2302]

AXYS METHOD MLA-905 Rev 01

Form 1A
ANALYSIS REPORT

CLIENT SAMPLE NO.
902 Day 7/8
Sample Collection:
18-May-2015

AXYS ANALYTICAL SERVICES
2045 MILLS RD., SIDNEY, B.C., CANADA
V8L 5X2 TEL (250) 655-5800 FAX (250) 655-5811

Project No.	06262044.0000		
Contract No.:	4765	**Lab Sample I.D.:**	L23367-18 Wi2
Matrix:	URINE	**Sample Size:**	4.00 mL (wet)
Sample Receipt Date:	29-May-2015	**Initial Calibration Date:**	17-Jul-2015
Extraction Date:	14-Jul-2015	**Instrument ID:**	HR GC/MS
Analysis Date:	23-Jul-2015 **Time:** 02:33:15	**GC Column ID:**	DB17-MS
Extract Volume (uL):	800	**Sample Data Filename:**	**MP51_136B S: 9**
Injection Volume (uL):	2.0	**Blank Data Filename:**	MP51_135A S: 8
Dilution Factor:	4	**Cal. Ver. Data Filename:**	MP51_136B S: 2

Concentration Units: pg/mL (wet weight basis)

This page is part of a total report that contains information necessary for accreditation compliance.
This test is not NELAP accredited. Sample results relate only to the sample tested.

COMPOUND	CAS NO.	LAB FLAG [1]	CONC. FOUND	REPORTING LIMIT (RL)[2]	ION ABUND. RATIO	RRT
3-OH-Chrysene	63019-39-6	D	69000	2540 (S)	2.14	1.000
3-OH-Benzo[a]pyrene	13345-21-6	E				
9-OH-Benzo[a]pyrene	17573-21-6	D	127000	1490 (S)	6.31	1.151
3-OH-Benz[a]anthracene	4834-35-9	D	9170	1910 (S)	2.16	1.032

(1) Where applicable, custom lab flags have been used on this report; D = dilution data; E = exceeds calibrated linear range, see dilution data.
(2) Reporting Limit (Code): S = sample detection limit; M = method detection limit; L = lowest calibration level equivalent; Q = contract defined limit.

These data are validated and reported as accurate and in accord with AXYS Analytical Services Ltd. ISO17025 compliant quality assurance processes.
Signed: _____Million Woudneh_____

For Axys Internal Use Only [XSL Template: Pest1A.xsl; Created: 17-Aug-2015 10:43:23; Application: XMLTransformer-1.14.15;
Report Filename: Pest_PAH_HI_OHPAH_L23367-18_Form1A_MP51_136BS9_SJ1914026.html; Workgroup: WG51828; Design ID: 2302]

AXYS METHOD MLA-905 Rev 01

Form 2

ANALYSIS REPORT

CLIENT SAMPLE NO.
902 Day 7/8
Sample Collection:
18-May-2015

AXYS ANALYTICAL SERVICES
2045 MILLS RD., SIDNEY, B.C., CANADA
V8L 5X2 TEL (250) 655-5800 FAX (250) 655-5811

Project No.	06262044.0000		
Contract No.:	4765	**Lab Sample I.D.:**	L23367-18 Wi2
Matrix:	URINE	**Sample Size:**	4.00 mL (wet)
Sample Receipt Date:	29-May-2015	**Initial Calibration Date:**	17-Jul-2015
Extraction Date:	14-Jul-2015	**Instrument ID:**	HR GC/MS
Analysis Date:	23-Jul-2015 **Time:** 02:33:15	**GC Column ID:**	DB17-MS
Extract Volume (uL):	800	**Sample Data Filename:**	**MP51_136B S: 9**
Injection Volume (uL):	2.0	**Blank Data Filename:**	MP51_135A S: 8
Dilution Factor:	4	**Cal. Ver. Data Filename:**	MP51_136B S: 2
Concentration Units:	pg absolute		

This page is part of a total report that contains information necessary for accreditation compliance.
This test is not NELAP accredited. Sample results relate only to the sample tested.

LABELED COMPOUND	LAB FLAG [1]	SPIKE CONC.	CONC. FOUND	R(%) [2]	ION ABUND. RATIO	RRT
13C6-3-OH-Chrysene	D	50500	41000	81.2	2.05	1.412
13C6-1-OH-Benz[a]anthracene	D	50400	49100	97.5	2.45	1.379
d11-3-OH-Benzo[a]pyrene	X					

(1) Where applicable, custom lab flags have been used on this report; D = dilution data; X = result reported separately.
(2) R% = percent recovery.

These data are validated and reported as accurate and in accord with AXYS Analytical Services Ltd. ISO17025 compliant quality assurance processes.
Signed: _____Million Woudneh_____

For Axys Internal Use Only [XSL Template: Pest2.xsl; Created: 17-Aug-2015 10:43:23; Application: XMLTransformer-1.14.15;
Report Filename: Pest_PAH_HI_OHPAH_L23367-18_Form2_MP51_136BS9_SJ1914026.html; Workgroup: WG51828; Design ID: 2302]

AXYS METHOD MLA-905 Rev 01

Form 1A
ANALYSIS REPORT

CLIENT SAMPLE NO.
902 Day 7/8
Sample Collection:
18-May-2015

AXYS ANALYTICAL SERVICES
2045 MILLS RD., SIDNEY, B.C., CANADA
V8L 5X2 TEL (250) 655-5800 FAX (250) 655-5811

Project No.	06262044.0000		
Contract No.:	4765	**Lab Sample I.D.:**	L23367-18 Ni
Matrix:	URINE	**Sample Size:**	4.00 mL (wet)
Sample Receipt Date:	29-May-2015	**Initial Calibration Date:**	04-Aug-2015
Extraction Date:	14-Jul-2015	**Instrument ID:**	HR GC/MS
Analysis Date:	05-Aug-2015 **Time:** 03:45:35	**GC Column ID:**	DB17-MS
Extract Volume (uL):	400	**Sample Data Filename:**	**MP51_140K S: 12**
Injection Volume (uL):	2.0	**Blank Data Filename:**	MP51_135A S: 8
Dilution Factor:	20	**Cal. Ver. Data Filename:**	MP51_140J S: 3

Concentration Units: pg/mL (wet weight basis)

This page is part of a total report that contains information necessary for accreditation compliance.
This test is not NELAP accredited. Sample results relate only to the sample tested.

COMPOUND	CAS NO.	LAB FLAG [1]	CONC. FOUND	REPORTING LIMIT (RL)[2]	ION ABUND. RATIO	RRT
3-OH-Chrysene	63019-39-6	X				
3-OH-Benzo[a]pyrene	13345-21-6	D	413000	1080 (S)	8.76	1.003
9-OH-Benzo[a]pyrene	17573-21-6	X				
3-OH-Benz[a]anthracene	4834-35-9	X				

(1) Where applicable, custom lab flags have been used on this report; D = dilution data; X = result reported separately.
(2) Reporting Limit (Code): S = sample detection limit; M = method detection limit; L = lowest calibration level equivalent; Q = contract defined limit.

These data are validated and reported as accurate and in accord with AXYS Analytical Services Ltd. ISO17025 compliant quality assurance processes.
Signed: _____Million Woudneh_____

For Axys Internal Use Only [XSL Template: Pest1A.xsl; Created: 17-Aug-2015 10:43:23; Application: XMLTransformer-1.14.15;
Report Filename: Pest_PAH_HI_OHPAH_L23367-18_Form1A_MP51_140KS12_SJ1917863.html; Workgroup: WG51828; Design ID: 2302]

AXYS METHOD MLA-905 Rev 01

Form 2

ANALYSIS REPORT

CLIENT SAMPLE NO.
902 Day 7/8
Sample Collection:
18-May-2015

AXYS ANALYTICAL SERVICES
2045 MILLS RD., SIDNEY, B.C., CANADA
V8L 5X2 TEL (250) 655-5800 FAX (250) 655-5811

Project No.	06262044.0000		
Contract No.:	4765	**Lab Sample I.D.:**	L23367-18 Ni
Matrix:	URINE	**Sample Size:**	4.00 mL (wet)
Sample Receipt Date:	29-May-2015	**Initial Calibration Date:**	04-Aug-2015
Extraction Date:	14-Jul-2015	**Instrument ID:**	HR GC/MS
Analysis Date:	05-Aug-2015 **Time:** 03:45:35	**GC Column ID:**	DB17-MS
Extract Volume (uL):	400	**Sample Data Filename:**	**MP51_140K S: 12**
Injection Volume (uL):	2.0	**Blank Data Filename:**	MP51_135A S: 8
Dilution Factor:	20	**Cal. Ver. Data Filename:**	MP51_140J S: 3
Concentration Units:	pg absolute		

This page is part of a total report that contains information necessary for accreditation compliance.
This test is not NELAP accredited. Sample results relate only to the sample tested.

LABELED COMPOUND	LAB FLAG [1]	SPIKE CONC.	CONC. FOUND	R(%) [2]	ION ABUND. RATIO	RRT
13C6-3-OH-Chrysene	X					
13C6-1-OH-Benz[a]anthracene	X					
d11-3-OH-Benzo[a]pyrene	D	49800	24900	50.0	10.5	1.622

(1) Where applicable, custom lab flags have been used on this report; D = dilution data; X = result reported separately.
(2) R% = percent recovery.

These data are validated and reported as accurate and in accord with AXYS Analytical Services Ltd. ISO17025 compliant quality assurance processes.
Signed: _____Million Woudneh_____

For Axys Internal Use Only [XSL Template: Pest2.xsl; Created: 17-Aug-2015 10:43:23; Application: XMLTransformer-1.14.15;
Report Filename: Pest_PAH_HI_OHPAH_L23367-18_Form2_MP51_140KS12_SJ1917863.html; Workgroup: WG51828; Design ID: 2302]

AXYS METHOD MLA-905 Rev 01

Form 1A

ANALYSIS REPORT

CLIENT SAMPLE NO.
1001 Day 7/8
Sample Collection:
18-May-2015

AXYS ANALYTICAL SERVICES
2045 MILLS RD., SIDNEY, B.C., CANADA
V8L 5X2 TEL (250) 655-5800 FAX (250) 655-5811

Project No.	06262044.0000		
Contract No.:	4765	**Lab Sample I.D.:**	L23367-19 Wi2
Matrix:	URINE	**Sample Size:**	4.00 mL (wet)
Sample Receipt Date:	29-May-2015	**Initial Calibration Date:**	17-Jul-2015
Extraction Date:	14-Jul-2015	**Instrument ID:**	HR GC/MS
Analysis Date:	23-Jul-2015 **Time:** 00:50:57	**GC Column ID:**	DB17-MS
Extract Volume (uL):	800	**Sample Data Filename:**	**MP51_136B S: 6**
Injection Volume (uL):	2.0	**Blank Data Filename:**	MP51_135A S: 8
Dilution Factor:	4	**Cal. Ver. Data Filename:**	MP51_136B S: 2

Concentration Units: pg/mL (wet weight basis)

This page is part of a total report that contains information necessary for accreditation compliance.
This test is not NELAP accredited. Sample results relate only to the sample tested.

COMPOUND	CAS NO.	LAB FLAG [1]	CONC. FOUND	REPORTING LIMIT (RL)[2]	ION ABUND. RATIO	RRT
3-OH-Chrysene	63019-39-6	D	23000	1320 (S)	2.08	1.000
3-OH-Benzo[a]pyrene	13345-21-6	D	39700	194 (S)	5.97	1.003
9-OH-Benzo[a]pyrene	17573-21-6	D	14100	112 (S)	6.00	1.151
3-OH-Benz[a]anthracene	4834-35-9	D	1330	1080 (S)	1.70	1.031

(1) Where applicable, custom lab flags have been used on this report; D = dilution data.
(2) Reporting Limit (Code): S = sample detection limit; M = method detection limit; L = lowest calibration level equivalent; Q = contract defined limit.

These data are validated and reported as accurate and in accord with AXYS Analytical Services Ltd. ISO17025 compliant quality assurance processes.
Signed: _____Million Woudneh_____

For Axys Internal Use Only [XSL Template: Pest1A.xsl; Created: 17-Aug-2015 10:43:23; Application: XMLTransformer-1.14.15;
Report Filename: Pest_PAH_HI_OHPAH_L23367-19_Form1A_MP51_136BS6_SJ1914023.html; Workgroup: WG51828; Design ID: 2302]

AXYS METHOD MLA-905 Rev 01

Form 2

ANALYSIS REPORT

CLIENT SAMPLE NO.
1001 Day 7/8
Sample Collection:
18-May-2015

AXYS ANALYTICAL SERVICES
2045 MILLS RD., SIDNEY, B.C., CANADA
V8L 5X2 TEL (250) 655-5800 FAX (250) 655-5811

Project No.	06262044.0000		
Contract No.:	4765	**Lab Sample I.D.:**	L23367-19 Wi2
Matrix:	URINE	**Sample Size:**	4.00 mL (wet)
Sample Receipt Date:	29-May-2015	**Initial Calibration Date:**	17-Jul-2015
Extraction Date:	14-Jul-2015	**Instrument ID:**	HR GC/MS
Analysis Date:	23-Jul-2015 **Time:** 00:50:57	**GC Column ID:**	DB17-MS
Extract Volume (uL):	800	**Sample Data Filename:**	**MP51_136B S: 6**
Injection Volume (uL):	2.0	**Blank Data Filename:**	MP51_135A S: 8
Dilution Factor:	4	**Cal. Ver. Data Filename:**	MP51_136B S: 2
Concentration Units:	pg absolute		

This page is part of a total report that contains information necessary for accreditation compliance.
This test is not NELAP accredited. Sample results relate only to the sample tested.

LABELED COMPOUND	LAB FLAG [1]	SPIKE CONC.	CONC. FOUND	R(%) [2]	ION ABUND. RATIO	RRT
13C6-3-OH-Chrysene	D	50500	40000	79.2	2.14	1.411
13C6-1-OH-Benz[a]anthracene	D	50400	44000	87.4	2.34	1.378
d11-3-OH-Benzo[a]pyrene	D	49800	39800	79.9	7.41	1.631

(1) Where applicable, custom lab flags have been used on this report; D = dilution data.
(2) R% = percent recovery.

These data are validated and reported as accurate and in accord with AXYS Analytical Services Ltd. ISO17025 compliant quality assurance processes.
Signed: _____Million Woudneh_____

For Axys Internal Use Only [XSL Template: Pest2.xsl; Created: 17-Aug-2015 10:43:23; Application: XMLTransformer-1.14.15;
Report Filename: Pest_PAH_HI_OHPAH_L23367-19_Form2_MP51_136BS6_SJ1914023.html; Workgroup: WG51828; Design ID: 2302]

AXYS METHOD MLA-905 Rev 01

Form 1A
ANALYSIS REPORT

CLIENT SAMPLE NO.
1002 Day 7/8
Sample Collection:
18-May-2015

AXYS ANALYTICAL SERVICES
2045 MILLS RD., SIDNEY, B.C., CANADA
V8L 5X2 TEL (250) 655-5800 FAX (250) 655-5811

Project No.	06262044.0000		
Contract No.:	4765	**Lab Sample I.D.:**	L23367-20 Wi2
Matrix:	URINE	**Sample Size:**	4.00 mL (wet)
Sample Receipt Date:	29-May-2015	**Initial Calibration Date:**	17-Jul-2015
Extraction Date:	14-Jul-2015	**Instrument ID:**	HR GC/MS
Analysis Date:	23-Jul-2015 **Time:** 01:25:03	**GC Column ID:**	DB17-MS
Extract Volume (uL):	800	**Sample Data Filename:**	**MP51_136B S: 7**
Injection Volume (uL):	2.0	**Blank Data Filename:**	MP51_135A S: 8
Dilution Factor:	4	**Cal. Ver. Data Filename:**	MP51_136B S: 2

Concentration Units: pg/mL (wet weight basis)

This page is part of a total report that contains information necessary for accreditation compliance.
This test is not NELAP accredited. Sample results relate only to the sample tested.

COMPOUND	CAS NO.	LAB FLAG [1]	CONC. FOUND	REPORTING LIMIT (RL)[2]	ION ABUND. RATIO	RRT
3-OH-Chrysene	63019-39-6	D	29400	913 (S)	1.82	1.000
3-OH-Benzo[a]pyrene	13345-21-6	D	53100	462 (S)	5.60	1.004
9-OH-Benzo[a]pyrene	17573-21-6	D	18100	257 (S)	5.60	1.151
3-OH-Benz[a]anthracene	4834-35-9	D	2070	748 (S)	2.21	1.032

(1) Where applicable, custom lab flags have been used on this report; D = dilution data.
(2) Reporting Limit (Code): S = sample detection limit; M = method detection limit; L = lowest calibration level equivalent; Q = contract defined limit.

These data are validated and reported as accurate and in accord with AXYS Analytical Services Ltd. ISO17025 compliant quality assurance processes.
Signed: _____Million Woudneh_____

For Axys Internal Use Only [XSL Template: Pest1A.xsl; Created: 17-Aug-2015 10:43:23; Application: XMLTransformer-1.14.15;
Report Filename: Pest_PAH_HI_OHPAH_L23367-20_Form1A_MP51_136BS7_SJ1914024.html; Workgroup: WG51828; Design ID: 2302]

AXYS METHOD MLA-905 Rev 01

Form 2

ANALYSIS REPORT

CLIENT SAMPLE NO.
1002 Day 7/8
Sample Collection:
18-May-2015

AXYS ANALYTICAL SERVICES
2045 MILLS RD., SIDNEY, B.C., CANADA
V8L 5X2 TEL (250) 655-5800 FAX (250) 655-5811

Project No.	06262044.0000		
Contract No.:	4765	**Lab Sample I.D.:**	L23367-20 Wi2
Matrix:	URINE	**Sample Size:**	4.00 mL (wet)
Sample Receipt Date:	29-May-2015	**Initial Calibration Date:**	17-Jul-2015
Extraction Date:	14-Jul-2015	**Instrument ID:**	HR GC/MS
Analysis Date:	23-Jul-2015 **Time:** 01:25:03	**GC Column ID:**	DB17-MS
Extract Volume (uL):	800	**Sample Data Filename:**	**MP51_136B S: 7**
Injection Volume (uL):	2.0	**Blank Data Filename:**	MP51_135A S: 8
Dilution Factor:	4	**Cal. Ver. Data Filename:**	MP51_136B S: 2
Concentration Units:	pg absolute		

This page is part of a total report that contains information necessary for accreditation compliance.
This test is not NELAP accredited. Sample results relate only to the sample tested.

LABELED COMPOUND	LAB FLAG [1]	SPIKE CONC.	CONC. FOUND	R(%) [2]	ION ABUND. RATIO	RRT
13C6-3-OH-Chrysene	D	50500	44200	87.6	2.07	1.412
13C6-1-OH-Benz[a]anthracene	D	50400	48700	96.5	2.29	1.379
d11-3-OH-Benzo[a]pyrene	D	49800	42000	84.5	7.18	1.630

(1) Where applicable, custom lab flags have been used on this report; D = dilution data.
(2) R% = percent recovery.

These data are validated and reported as accurate and in accord with AXYS Analytical Services Ltd. ISO17025 compliant quality assurance processes.
Signed: _____Million Woudneh_____

For Axys Internal Use Only [XSL Template: Pest2.xsl; Created: 17-Aug-2015 10:43:23; Application: XMLTransformer-1.14.15;
Report Filename: Pest_PAH_HI_OHPAH_L23367-20_Form2_MP51_136BS7_SJ1914024.html; Workgroup: WG51828; Design ID: 2302]

AXYS METHOD MLA-905 Rev 01

Form 1A
ANALYSIS REPORT

CLIENT SAMPLE NO.
1101 Day 7/8
Sample Collection:
18-May-2015

AXYS ANALYTICAL SERVICES
2045 MILLS RD., SIDNEY, B.C., CANADA
V8L 5X2 TEL (250) 655-5800 FAX (250) 655-5811

Project No.	06262044.0000		
Contract No.:	4765	**Lab Sample I.D.:**	L23367-21 i
Matrix:	URINE	**Sample Size:**	4.00 mL (wet)
Sample Receipt Date:	29-May-2015	**Initial Calibration Date:**	17-Jul-2015
Extraction Date:	14-Jul-2015	**Instrument ID:**	HR GC/MS
Analysis Date:	20-Jul-2015 **Time:** 19:02:26	**GC Column ID:**	DB17-MS
Extract Volume (uL):	200	**Sample Data Filename:**	**MP51_135A S: 10**
Injection Volume (uL):	2.0	**Blank Data Filename:**	MP51_135A S: 8
Dilution Factor:	N/A	**Cal. Ver. Data Filename:**	MP51_135A S: 4

Concentration Units: pg/mL (wet weight basis)

This page is part of a total report that contains information necessary for accreditation compliance.
This test is not NELAP accredited. Sample results relate only to the sample tested.

COMPOUND	CAS NO.	LAB FLAG [1]	CONC. FOUND	REPORTING LIMIT (RL)[2]	ION ABUND. RATIO	RRT
3-OH-Chrysene	63019-39-6	U		2610 (S)		
3-OH-Benzo[a]pyrene	13345-21-6		966	99.7 (S)	5.73	1.003
9-OH-Benzo[a]pyrene	17573-21-6	K	791	61.7 (S)	3.69	1.152
3-OH-Benz[a]anthracene	4834-35-9	U		1800 (S)		

(1) Where applicable, custom lab flags have been used on this report; U = not detected at RL; K = peak detected but did not meet quantification criteria, result reported represents the estimated maximum possible concentration.
(2) Reporting Limit (Code): S = sample detection limit; M = method detection limit; L = lowest calibration level equivalent; Q = contract defined limit.

These data are validated and reported as accurate and in accord with AXYS Analytical Services Ltd. ISO17025 compliant quality assurance processes.
Signed: _____Million Woudneh_____

For Axys Internal Use Only [XSL Template: Pest1A.xsl; Created: 17-Aug-2015 10:43:23; Application: XMLTransformer-1.14.15;
Report Filename: Pest_PAH_HI_OHPAH_L23367-21_Form1A_MP51_135AS10_SJ1912495.html; Workgroup: WG51828; Design ID: 2302]

AXYS METHOD MLA-905 Rev 01

Form 2
ANALYSIS REPORT

CLIENT SAMPLE NO.
1101 Day 7/8
Sample Collection:
18-May-2015

AXYS ANALYTICAL SERVICES
2045 MILLS RD., SIDNEY, B.C., CANADA
V8L 5X2 TEL (250) 655-5800 FAX (250) 655-5811

Project No.	06262044.0000		
Contract No.:	4765	**Lab Sample I.D.:**	L23367-21 i
Matrix:	URINE	**Sample Size:**	4.00 mL (wet)
Sample Receipt Date:	29-May-2015	**Initial Calibration Date:**	17-Jul-2015
Extraction Date:	14-Jul-2015	**Instrument ID:**	HR GC/MS
Analysis Date:	20-Jul-2015 **Time:** 19:02:26	**GC Column ID:**	DB17-MS
Extract Volume (uL):	200	**Sample Data Filename:**	**MP51_135A S: 10**
Injection Volume (uL):	2.0	**Blank Data Filename:**	MP51_135A S: 8
Dilution Factor:	N/A	**Cal. Ver. Data Filename:**	MP51_135A S: 4
Concentration Units:	pg absolute		

This page is part of a total report that contains information necessary for accreditation compliance.
This test is not NELAP accredited. Sample results relate only to the sample tested.

LABELED COMPOUND	LAB FLAG [1]	SPIKE CONC.	CONC. FOUND	R(%) [2]	ION ABUND. RATIO	RRT
13C6-3-OH-Chrysene	V	50500	23100	45.7	1.72	1.404
13C6-1-OH-Benz[a]anthracene		50400	30500	60.4	2.34	1.371
d11-3-OH-Benzo[a]pyrene		49800	23800	47.9	6.00	1.626

(1) Where applicable, custom lab flags have been used on this report; V = surrogate recovery is not within method/contract control limits.
(2) R% = percent recovery.

These data are validated and reported as accurate and in accord with AXYS Analytical Services Ltd. ISO17025 compliant quality assurance processes.
Signed: _____Million Woudneh_____

For Axys Internal Use Only [XSL Template: Pest2.xsl; Created: 17-Aug-2015 10:43:23; Application: XMLTransformer-1.14.15;
Report Filename: Pest_PAH_HI_OHPAH_L23367-21_Form2_MP51_135AS10_SJ1912495.html; Workgroup: WG51828; Design ID: 2302]

AXYS METHOD MLA-905 Rev 01

Form 1A
ANALYSIS REPORT

CLIENT SAMPLE NO.
1102 Day 7/8
Sample Collection:
18-May-2015

AXYS ANALYTICAL SERVICES
2045 MILLS RD., SIDNEY, B.C., CANADA
V8L 5X2 TEL (250) 655-5800 FAX (250) 655-5811

Project No.	06262044.0000		
Contract No.:	4765	**Lab Sample I.D.:**	L23367-22 i
Matrix:	URINE	**Sample Size:**	4.00 mL (wet)
Sample Receipt Date:	29-May-2015	**Initial Calibration Date:**	17-Jul-2015
Extraction Date:	14-Jul-2015	**Instrument ID:**	HR GC/MS
Analysis Date:	20-Jul-2015 **Time:** 19:36:31	**GC Column ID:**	DB17-MS
Extract Volume (uL):	200	**Sample Data Filename:**	**MP51_135A S: 11**
Injection Volume (uL):	2.0	**Blank Data Filename:**	MP51_135A S: 8
Dilution Factor:	N/A	**Cal. Ver. Data Filename:**	MP51_135A S: 4

Concentration Units: pg/mL (wet weight basis)

This page is part of a total report that contains information necessary for accreditation compliance.
This test is not NELAP accredited. Sample results relate only to the sample tested.

COMPOUND	CAS NO.	LAB FLAG [1]	CONC. FOUND	REPORTING LIMIT (RL)[2]	ION ABUND. RATIO	RRT
3-OH-Chrysene	63019-39-6	U		2210 (S)		
3-OH-Benzo[a]pyrene	13345-21-6		893	139 (S)	5.32	1.003
9-OH-Benzo[a]pyrene	17573-21-6	K	699	75.4 (S)	3.45	1.152
3-OH-Benz[a]anthracene	4834-35-9	U		1520 (S)		

(1) Where applicable, custom lab flags have been used on this report; U = not detected at RL; K = peak detected but did not meet quantification criteria, result reported represents the estimated maximum possible concentration.
(2) Reporting Limit (Code): S = sample detection limit; M = method detection limit; L = lowest calibration level equivalent; Q = contract defined limit.

These data are validated and reported as accurate and in accord with AXYS Analytical Services Ltd. ISO17025 compliant quality assurance processes.
Signed: _____Million Woudneh_____

For Axys Internal Use Only [XSL Template: Pest1A.xsl; Created: 17-Aug-2015 10:43:23; Application: XMLTransformer-1.14.15;
Report Filename: Pest_PAH_HI_OHPAH_L23367-22_Form1A_MP51_135AS11_SJ1912496.html; Workgroup: WG51828; Design ID: 2302]

AXYS METHOD MLA-905 Rev 01

Form 2

ANALYSIS REPORT

CLIENT SAMPLE NO.
1102 Day 7/8
Sample Collection:
18-May-2015

AXYS ANALYTICAL SERVICES
2045 MILLS RD., SIDNEY, B.C., CANADA
V8L 5X2 TEL (250) 655-5800 FAX (250) 655-5811

Project No.	06262044.0000		
Contract No.:	4765	**Lab Sample I.D.:**	L23367-22 i
Matrix:	URINE	**Sample Size:**	4.00 mL (wet)
Sample Receipt Date:	29-May-2015	**Initial Calibration Date:**	17-Jul-2015
Extraction Date:	14-Jul-2015	**Instrument ID:**	HR GC/MS
Analysis Date:	20-Jul-2015 **Time:** 19:36:31	**GC Column ID:**	DB17-MS
Extract Volume (uL):	200	**Sample Data Filename:**	**MP51_135A S: 11**
Injection Volume (uL):	2.0	**Blank Data Filename:**	MP51_135A S: 8
Dilution Factor:	N/A	**Cal. Ver. Data Filename:**	MP51_135A S: 4
Concentration Units:	pg absolute		

This page is part of a total report that contains information necessary for accreditation compliance.
This test is not NELAP accredited. Sample results relate only to the sample tested.

LABELED COMPOUND	LAB FLAG [1]	SPIKE CONC.	CONC. FOUND	R(%) [2]	ION ABUND. RATIO	RRT
13C6-3-OH-Chrysene	V	50500	24400	48.3	1.81	1.405
13C6-1-OH-Benz[a]anthracene		50400	32400	64.2	2.31	1.371
d11-3-OH-Benzo[a]pyrene		49800	22400	45.1	5.82	1.627

(1) Where applicable, custom lab flags have been used on this report; V = surrogate recovery is not within method/contract control limits.
(2) R% = percent recovery.

These data are validated and reported as accurate and in accord with AXYS Analytical Services Ltd. ISO17025 compliant quality assurance processes.
Signed: _____Million Woudneh_____

For Axys Internal Use Only [XSL Template: Pest2.xsl; Created: 17-Aug-2015 10:43:23; Application: XMLTransformer-1.14.15;
Report Filename: Pest_PAH_HI_OHPAH_L23367-22_Form2_MP51_135AS11_SJ1912496.html; Workgroup: WG51828; Design ID: 2302]

AXYS METHOD MLA-905 Rev 01

Form 1A
ANALYSIS REPORT

CLIENT SAMPLE NO.
1201 Day 7/8
Sample Collection:
18-May-2015

AXYS ANALYTICAL SERVICES
2045 MILLS RD., SIDNEY, B.C., CANADA
V8L 5X2 TEL (250) 655-5800 FAX (250) 655-5811

Project No.	06262044.0000		
Contract No.:	4765	**Lab Sample I.D.:**	L23367-23 i
Matrix:	URINE	**Sample Size:**	4.00 mL (wet)
Sample Receipt Date:	29-May-2015	**Initial Calibration Date:**	17-Jul-2015
Extraction Date:	14-Jul-2015	**Instrument ID:**	HR GC/MS
Analysis Date:	20-Jul-2015 **Time:** 20:10:36	**GC Column ID:**	DB17-MS
Extract Volume (uL):	200	**Sample Data Filename:**	**MP51_135A S: 12**
Injection Volume (uL):	2.0	**Blank Data Filename:**	MP51_135A S: 8
Dilution Factor:	N/A	**Cal. Ver. Data Filename:**	MP51_135A S: 4

Concentration Units: pg/mL (wet weight basis)

This page is part of a total report that contains information necessary for accreditation compliance.
This test is not NELAP accredited. Sample results relate only to the sample tested.

COMPOUND	CAS NO.	LAB FLAG [1]	CONC. FOUND	REPORTING LIMIT (RL)[2]	ION ABUND. RATIO	RRT
3-OH-Chrysene	63019-39-6	U		3170 (S)		
3-OH-Benzo[a]pyrene	13345-21-6		202	95.0 (S)	4.99	1.003
9-OH-Benzo[a]pyrene	17573-21-6	K	710	68.9 (S)	2.54	1.151
3-OH-Benz[a]anthracene	4834-35-9	U		1990 (S)		

(1) Where applicable, custom lab flags have been used on this report; U = not detected at RL; K = peak detected but did not meet quantification criteria, result reported represents the estimated maximum possible concentration.
(2) Reporting Limit (Code): S = sample detection limit; M = method detection limit; L = lowest calibration level equivalent; Q = contract defined limit.

These data are validated and reported as accurate and in accord with AXYS Analytical Services Ltd. ISO17025 compliant quality assurance processes.
Signed: _____Million Woudneh_____

For Axys Internal Use Only [XSL Template: Pest1A.xsl; Created: 17-Aug-2015 10:43:23; Application: XMLTransformer-1.14.15;
Report Filename: Pest_PAH_HI_OHPAH_L23367-23_Form1A_MP51_135AS12_SJ1912497.html; Workgroup: WG51828; Design ID: 2302]

AXYS METHOD MLA-905 Rev 01

Form 2

ANALYSIS REPORT

CLIENT SAMPLE NO.
1201 Day 7/8
Sample Collection:
18-May-2015

AXYS ANALYTICAL SERVICES
2045 MILLS RD., SIDNEY, B.C., CANADA
V8L 5X2 TEL (250) 655-5800 FAX (250) 655-5811

Project No.	06262044.0000		
Contract No.:	4765	**Lab Sample I.D.:**	L23367-23 i
Matrix:	URINE	**Sample Size:**	4.00 mL (wet)
Sample Receipt Date:	29-May-2015	**Initial Calibration Date:**	17-Jul-2015
Extraction Date:	14-Jul-2015	**Instrument ID:**	HR GC/MS
Analysis Date:	20-Jul-2015 **Time:** 20:10:36	**GC Column ID:**	DB17-MS
Extract Volume (uL):	200	**Sample Data Filename:**	**MP51_135A S: 12**
Injection Volume (uL):	2.0	**Blank Data Filename:**	MP51_135A S: 8
Dilution Factor:	N/A	**Cal. Ver. Data Filename:**	MP51_135A S: 4
Concentration Units:	pg absolute		

This page is part of a total report that contains information necessary for accreditation compliance.
This test is not NELAP accredited. Sample results relate only to the sample tested.

LABELED COMPOUND	LAB FLAG [1]	SPIKE CONC.	CONC. FOUND	R(%) [2]	ION ABUND. RATIO	RRT
13C6-3-OH-Chrysene		50500	35800	70.9	1.44	1.404
13C6-1-OH-Benz[a]anthracene		50400	52100	103	2.25	1.371
d11-3-OH-Benzo[a]pyrene		49800	43600	87.7	5.77	1.626

(1) Where applicable, custom lab flags have been used on this report.
(2) R% = percent recovery.

These data are validated and reported as accurate and in accord with AXYS Analytical Services Ltd. ISO17025 compliant quality assurance processes.
Signed: _____Million Woudneh_____

For Axys Internal Use Only [XSL Template: Pest2.xsl; Created: 17-Aug-2015 10:43:23; Application: XMLTransformer-1.14.15;
Report Filename: Pest_PAH_HI_OHPAH_L23367-23_Form2_MP51_135AS12_SJ1912497.html; Workgroup: WG51828; Design ID: 2302]

AXYS METHOD MLA-905 Rev 01

Form 1A
ANALYSIS REPORT

CLIENT SAMPLE NO.
1202 Day 7/8
Sample Collection:
18-May-2015

AXYS ANALYTICAL SERVICES
2045 MILLS RD., SIDNEY, B.C., CANADA
V8L 5X2 TEL (250) 655-5800 FAX (250) 655-5811

Project No.	06262044.0000		
Contract No.:	4765	**Lab Sample I.D.:**	L23367-24 i
Matrix:	URINE	**Sample Size:**	4.00 mL (wet)
Sample Receipt Date:	29-May-2015	**Initial Calibration Date:**	17-Jul-2015
Extraction Date:	14-Jul-2015	**Instrument ID:**	HR GC/MS
Analysis Date:	20-Jul-2015 **Time:** 20:44:43	**GC Column ID:**	DB17-MS
Extract Volume (uL):	200	**Sample Data Filename:**	**MP51_135A S: 13**
Injection Volume (uL):	2.0	**Blank Data Filename:**	MP51_135A S: 8
Dilution Factor:	N/A	**Cal. Ver. Data Filename:**	MP51_135A S: 4

Concentration Units: pg/mL (wet weight basis)

This page is part of a total report that contains information necessary for accreditation compliance.
This test is not NELAP accredited. Sample results relate only to the sample tested.

COMPOUND	CAS NO.	LAB FLAG [1]	CONC. FOUND	REPORTING LIMIT (RL)[2]	ION ABUND. RATIO	RRT
3-OH-Chrysene	63019-39-6	U		4310 (S)		
3-OH-Benzo[a]pyrene	13345-21-6		200	130 (S)	5.79	1.003
9-OH-Benzo[a]pyrene	17573-21-6	K	981	112 (S)	2.49	1.151
3-OH-Benz[a]anthracene	4834-35-9	U		2360 (S)		

(1) Where applicable, custom lab flags have been used on this report; U = not detected at RL; K = peak detected but did not meet quantification criteria, result reported represents the estimated maximum possible concentration.
(2) Reporting Limit (Code): S = sample detection limit; M = method detection limit; L = lowest calibration level equivalent; Q = contract defined limit.

These data are validated and reported as accurate and in accord with AXYS Analytical Services Ltd. ISO17025 compliant quality assurance processes.
Signed: _____Million Woudneh_____

For Axys Internal Use Only [XSL Template: Pest1A.xsl; Created: 17-Aug-2015 10:43:23; Application: XMLTransformer-1.14.15;
Report Filename: Pest_PAH_HI_OHPAH_L23367-24_Form1A_MP51_135AS13_SJ1912498.html; Workgroup: WG51828; Design ID: 2302]

AXYS METHOD MLA-905 Rev 01

Form 2

ANALYSIS REPORT

CLIENT SAMPLE NO.
1202 Day 7/8
Sample Collection:
18-May-2015

AXYS ANALYTICAL SERVICES
2045 MILLS RD., SIDNEY, B.C., CANADA
V8L 5X2 TEL (250) 655-5800 FAX (250) 655-5811

Project No.	06262044.0000		
Contract No.:	4765	**Lab Sample I.D.:**	L23367-24 i
Matrix:	URINE	**Sample Size:**	4.00 mL (wet)
Sample Receipt Date:	29-May-2015	**Initial Calibration Date:**	17-Jul-2015
Extraction Date:	14-Jul-2015	**Instrument ID:**	HR GC/MS
Analysis Date:	20-Jul-2015 **Time:** 20:44:43	**GC Column ID:**	DB17-MS
Extract Volume (uL):	200	**Sample Data Filename:**	**MP51_135A S: 13**
Injection Volume (uL):	2.0	**Blank Data Filename:**	MP51_135A S: 8
Dilution Factor:	N/A	**Cal. Ver. Data Filename:**	MP51_135A S: 4
Concentration Units:	pg absolute		

This page is part of a total report that contains information necessary for accreditation compliance.
This test is not NELAP accredited. Sample results relate only to the sample tested.

LABELED COMPOUND	LAB FLAG [1]	SPIKE CONC.	CONC. FOUND	R(%) [2]	ION ABUND. RATIO	RRT
13C6-3-OH-Chrysene		50500	25700	50.9	1.26	1.405
13C6-1-OH-Benz[a]anthracene		50400	43100	85.5	2.23	1.371
d11-3-OH-Benzo[a]pyrene		49800	36700	73.7	5.94	1.627

(1) Where applicable, custom lab flags have been used on this report.
(2) R% = percent recovery.

These data are validated and reported as accurate and in accord with AXYS Analytical Services Ltd. ISO17025 compliant quality assurance processes.
Signed: _____Million Woudneh_____

For Axys Internal Use Only [XSL Template: Pest2.xsl; Created: 17-Aug-2015 10:43:23; Application: XMLTransformer-1.14.15;
Report Filename: Pest_PAH_HI_OHPAH_L23367-24_Form2_MP51_135AS13_SJ1912498.html; Workgroup: WG51828; Design ID: 2302]

AXYS METHOD MLA-905 Rev 01

Form 1A
ANALYSIS REPORT

CLIENT SAMPLE NO.
101 Day 14/15
Sample Collection:
25-May-2015

AXYS ANALYTICAL SERVICES
2045 MILLS RD., SIDNEY, B.C., CANADA
V8L 5X2 TEL (250) 655-5800 FAX (250) 655-5811

Project No.	06262044.0000		
Contract No.:	4765	**Lab Sample I.D.:**	L23368-1 i
Matrix:	URINE	**Sample Size:**	4.00 mL (wet)
Sample Receipt Date:	29-May-2015	**Initial Calibration Date:**	17-Jul-2015
Extraction Date:	14-Jul-2015	**Instrument ID:**	HR GC/MS
Analysis Date:	20-Jul-2015 **Time:** 18:28:20	**GC Column ID:**	DB17-MS
Extract Volume (uL):	200	**Sample Data Filename:**	**MP51_135A S: 9**
Injection Volume (uL):	2.0	**Blank Data Filename:**	MP51_135A S: 8
Dilution Factor:	N/A	**Cal. Ver. Data Filename:**	MP51_135A S: 4

Concentration Units: pg/mL (wet weight basis)

This page is part of a total report that contains information necessary for accreditation compliance.
This test is not NELAP accredited. Sample results relate only to the sample tested.

COMPOUND	CAS NO.	LAB FLAG [1]	CONC. FOUND	REPORTING LIMIT (RL)[2]	ION ABUND. RATIO	RRT
3-OH-Chrysene	63019-39-6	U		1210 (S)		
3-OH-Benzo[a]pyrene	13345-21-6	U		73.7 (S)		
9-OH-Benzo[a]pyrene	17573-21-6	K	457	34.1 (S)	2.45	1.152
3-OH-Benz[a]anthracene	4834-35-9	U		939 (S)		

(1) Where applicable, custom lab flags have been used on this report; U = not detected at RL; K = peak detected but did not meet quantification criteria, result reported represents the estimated maximum possible concentration.
(2) Reporting Limit (Code): S = sample detection limit; M = method detection limit; L = lowest calibration level equivalent; Q = contract defined limit.

These data are validated and reported as accurate and in accord with AXYS Analytical Services Ltd. ISO17025 compliant quality assurance processes.
Signed: _____Million Woudneh_____

For Axys Internal Use Only [XSL Template: Pest1A.xsl; Created: 17-Aug-2015 10:43:23; Application: XMLTransformer-1.14.15;
Report Filename: Pest_PAH_HI_OHPAH_L23368-1_Form1A_MP51_135AS9_SJ1912494.html; Workgroup: WG51828; Design ID: 2302]

AXYS METHOD MLA-905 Rev 01

Form 2

ANALYSIS REPORT

CLIENT SAMPLE NO.
101 Day 14/15
Sample Collection:
25-May-2015

AXYS ANALYTICAL SERVICES
2045 MILLS RD., SIDNEY, B.C., CANADA
V8L 5X2 TEL (250) 655-5800 FAX (250) 655-5811

Project No.	06262044.0000		
Contract No.:	4765	**Lab Sample I.D.:**	L23368-1 i
Matrix:	URINE	**Sample Size:**	4.00 mL (wet)
Sample Receipt Date:	29-May-2015	**Initial Calibration Date:**	17-Jul-2015
Extraction Date:	14-Jul-2015	**Instrument ID:**	HR GC/MS
Analysis Date:	20-Jul-2015 **Time:** 18:28:20	**GC Column ID:**	DB17-MS
Extract Volume (uL):	200	**Sample Data Filename:**	**MP51_135A S: 9**
Injection Volume (uL):	2.0	**Blank Data Filename:**	MP51_135A S: 8
Dilution Factor:	N/A	**Cal. Ver. Data Filename:**	MP51_135A S: 4
Concentration Units:	pg absolute		

This page is part of a total report that contains information necessary for accreditation compliance.
This test is not NELAP accredited. Sample results relate only to the sample tested.

LABELED COMPOUND	LAB FLAG [1]	SPIKE CONC.	CONC. FOUND	R(%) [2]	ION ABUND. RATIO	RRT
13C6-3-OH-Chrysene		50500	34500	68.3	1.93	1.405
13C6-1-OH-Benz[a]anthracene		50400	40700	80.8	2.27	1.371
d11-3-OH-Benzo[a]pyrene		49800	27200	54.7	5.84	1.627

(1) Where applicable, custom lab flags have been used on this report.
(2) R% = percent recovery.

These data are validated and reported as accurate and in accord with AXYS Analytical Services Ltd. ISO17025 compliant quality assurance processes.
Signed: _____Million Woudneh_____

For Axys Internal Use Only [XSL Template: Pest2.xsl; Created: 17-Aug-2015 10:43:23; Application: XMLTransformer-1.14.15;
Report Filename: Pest_PAH_HI_OHPAH_L23368-1_Form2_MP51_135AS9_SJ1912494.html; Workgroup: WG51828; Design ID: 2302]

AXYS METHOD MLA-905 Rev 01

Form 1A

ANALYSIS REPORT

CLIENT SAMPLE NO.
102 Day 14/15
Sample Collection:
25-May-2015

AXYS ANALYTICAL SERVICES
2045 MILLS RD., SIDNEY, B.C., CANADA
V8L 5X2 TEL (250) 655-5800 FAX (250) 655-5811

Project No.	06262044.0000		
Contract No.:	4765	**Lab Sample I.D.:**	L23368-2 NL
Matrix:	URINE	**Sample Size:**	4.00 mL (wet)
Sample Receipt Date:	29-May-2015	**Initial Calibration Date:**	04-Aug-2015
Extraction Date:	14-Jul-2015	**Instrument ID:**	HR GC/MS
Analysis Date:	07-Aug-2015 **Time:** 23:11:32	**GC Column ID:**	DB17-MS
Extract Volume (uL):	200	**Sample Data Filename:**	**MP51_142D S: 5**
Injection Volume (uL):	2.0	**Blank Data Filename:**	MP51_135A S: 8
Dilution Factor:	10	**Cal. Ver. Data Filename:**	MP51_142D S: 2

Concentration Units: pg/mL (wet weight basis)

This page is part of a total report that contains information necessary for accreditation compliance.
This test is not NELAP accredited. Sample results relate only to the sample tested.

COMPOUND	CAS NO.	LAB FLAG [1]	CONC. FOUND	REPORTING LIMIT (RL)[2]	ION ABUND. RATIO	RRT
3-OH-Chrysene	63019-39-6	U D		3190 (S)		
3-OH-Benzo[a]pyrene	13345-21-6	U D		318 (S)		
9-OH-Benzo[a]pyrene	17573-21-6	U D		86.8 (S)		
3-OH-Benz[a]anthracene	4834-35-9	U D		2170 (S)		

(1) Where applicable, custom lab flags have been used on this report; U = not detected at RL; D = dilution data.
(2) Reporting Limit (Code): S = sample detection limit; M = method detection limit; L = lowest calibration level equivalent; Q = contract defined limit.

These data are validated and reported as accurate and in accord with AXYS Analytical Services Ltd. ISO17025 compliant quality assurance processes.
Signed: _____Million Woudneh_____

For Axys Internal Use Only [XSL Template: Pest1A.xsl; Created: 17-Aug-2015 10:43:23; Application: XMLTransformer-1.14.15;
Report Filename: Pest_PAH_HI_OHPAH_L23368-2_Form1A_MP51_142DS5_SJ1918958.html; Workgroup: WG51828; Design ID: 2302]

AXYS METHOD MLA-905 Rev 01

Form 2

ANALYSIS REPORT

CLIENT SAMPLE NO.
102 Day 14/15
Sample Collection:
25-May-2015

AXYS ANALYTICAL SERVICES
2045 MILLS RD., SIDNEY, B.C., CANADA
V8L 5X2 TEL (250) 655-5800 FAX (250) 655-5811

Project No.	06262044.0000		
Contract No.:	4765	**Lab Sample I.D.:**	L23368-2 NL
Matrix:	URINE	**Sample Size:**	4.00 mL (wet)
Sample Receipt Date:	29-May-2015	**Initial Calibration Date:**	04-Aug-2015
Extraction Date:	14-Jul-2015	**Instrument ID:**	HR GC/MS
Analysis Date:	07-Aug-2015 **Time:** 23:11:32	**GC Column ID:**	DB17-MS
Extract Volume (uL):	200	**Sample Data Filename:**	**MP51_142D S: 5**
Injection Volume (uL):	2.0	**Blank Data Filename:**	MP51_135A S: 8
Dilution Factor:	10	**Cal. Ver. Data Filename:**	MP51_142D S: 2
Concentration Units:	pg absolute		

This page is part of a total report that contains information necessary for accreditation compliance.
This test is not NELAP accredited. Sample results relate only to the sample tested.

LABELED COMPOUND	LAB FLAG [1]	SPIKE CONC.	CONC. FOUND	R(%) [2]	ION ABUND. RATIO	RRT
13C6-3-OH-Chrysene	D V	50500	18300	36.1	2.74	1.403
13C6-1-OH-Benz[a]anthracene	D V	50400	21500	42.7	3.15	1.369
d11-3-OH-Benzo[a]pyrene	D V	49800	8410	16.9	9.22	1.621

(1) Where applicable, custom lab flags have been used on this report; D = dilution data; V = surrogate recovery is not within method/contract control limits.
(2) R% = percent recovery.

These data are validated and reported as accurate and in accord with AXYS Analytical Services Ltd. ISO17025 compliant quality assurance processes.
Signed: _____Million Woudneh_____

For Axys Internal Use Only [XSL Template: Pest2.xsl; Created: 17-Aug-2015 10:43:23; Application: XMLTransformer-1.14.15;
Report Filename: Pest_PAH_HI_OHPAH_L23368-2_Form2_MP51_142DS5_SJ1918958.html; Workgroup: WG51828; Design ID: 2302]

AXYS METHOD MLA-905 Rev 01

Form 1A

ANALYSIS REPORT

CLIENT SAMPLE NO.
201 Day 14/15
Sample Collection:
25-May-2015

AXYS ANALYTICAL SERVICES
2045 MILLS RD., SIDNEY, B.C., CANADA
V8L 5X2 TEL (250) 655-5800 FAX (250) 655-5811

Project No.	06262044.0000		
Contract No.:	4765	**Lab Sample I.D.:**	L23368-3 Wi
Matrix:	URINE	**Sample Size:**	4.00 mL (wet)
Sample Receipt Date:	29-May-2015	**Initial Calibration Date:**	17-Jul-2015
Extraction Date:	14-Jul-2015	**Instrument ID:**	HR GC/MS
Analysis Date:	23-Jul-2015 **Time:** 12:36:00	**GC Column ID:**	DB17-MS
Extract Volume (uL):	800	**Sample Data Filename:**	**MP51_136B S: 15**
Injection Volume (uL):	2.0	**Blank Data Filename:**	MP51_135A S: 8
Dilution Factor:	4	**Cal. Ver. Data Filename:**	MP51_136B S: 12

Concentration Units: pg/mL (wet weight basis)

This page is part of a total report that contains information necessary for accreditation compliance.
This test is not NELAP accredited. Sample results relate only to the sample tested.

COMPOUND	CAS NO.	LAB FLAG [1]	CONC. FOUND	REPORTING LIMIT (RL)[2]	ION ABUND. RATIO	RRT
3-OH-Chrysene	63019-39-6	U D		2260 (S)		
3-OH-Benzo[a]pyrene	13345-21-6	E				
9-OH-Benzo[a]pyrene	17573-21-6	D	261000	417 (S)	6.36	1.151
3-OH-Benz[a]anthracene	4834-35-9	U D		1500 (S)		

(1) Where applicable, custom lab flags have been used on this report; U = not detected at RL; D = dilution data; E = exceeds calibrated linear range, see dilution data.
(2) Reporting Limit (Code): S = sample detection limit; M = method detection limit; L = lowest calibration level equivalent; Q = contract defined limit.

These data are validated and reported as accurate and in accord with AXYS Analytical Services Ltd. ISO17025 compliant quality assurance processes.
Signed: _____Million Woudneh_____

For Axys Internal Use Only [XSL Template: Pest1A.xsl; Created: 17-Aug-2015 10:43:23; Application: XMLTransformer-1.14.15;
Report Filename: Pest_PAH_HI_OHPAH_L23368-3_Form1A_MP51_136BS15_SJ1914032.html; Workgroup: WG51828; Design ID: 2302]

AXYS METHOD MLA-905 Rev 01

Form 2

ANALYSIS REPORT

CLIENT SAMPLE NO.
201 Day 14/15
Sample Collection:
25-May-2015

AXYS ANALYTICAL SERVICES
2045 MILLS RD., SIDNEY, B.C., CANADA
V8L 5X2 TEL (250) 655-5800 FAX (250) 655-5811

Project No.	06262044.0000		
Contract No.:	4765	**Lab Sample I.D.:**	L23368-3 Wi
Matrix:	URINE	**Sample Size:**	4.00 mL (wet)
Sample Receipt Date:	29-May-2015	**Initial Calibration Date:**	17-Jul-2015
Extraction Date:	14-Jul-2015	**Instrument ID:**	HR GC/MS
Analysis Date:	23-Jul-2015 **Time:** 12:36:00	**GC Column ID:**	DB17-MS
Extract Volume (uL):	800	**Sample Data Filename:**	**MP51_136B S: 15**
Injection Volume (uL):	2.0	**Blank Data Filename:**	MP51_135A S: 8
Dilution Factor:	4	**Cal. Ver. Data Filename:**	MP51_136B S: 12
Concentration Units:	pg absolute		

This page is part of a total report that contains information necessary for accreditation compliance.
This test is not NELAP accredited. Sample results relate only to the sample tested.

LABELED COMPOUND	LAB FLAG [1]	SPIKE CONC.	CONC. FOUND	R(%) [2]	ION ABUND. RATIO	RRT
13C6-3-OH-Chrysene	D	50500	32300	63.9	2.03	1.412
13C6-1-OH-Benz[a]anthracene	D	50400	41100	81.6	2.32	1.379
d11-3-OH-Benzo[a]pyrene	X					

(1) Where applicable, custom lab flags have been used on this report; D = dilution data; X = result reported separately.
(2) R% = percent recovery.

These data are validated and reported as accurate and in accord with AXYS Analytical Services Ltd. ISO17025 compliant quality assurance processes.
Signed: _____Million Woudneh_____

For Axys Internal Use Only [XSL Template: Pest2.xsl; Created: 17-Aug-2015 10:43:23; Application: XMLTransformer-1.14.15;
Report Filename: Pest_PAH_HI_OHPAH_L23368-3_Form2_MP51_136BS15_SJ1914032.html; Workgroup: WG51828; Design ID: 2302]

AXYS METHOD MLA-905 Rev 01

Form 1A

ANALYSIS REPORT

CLIENT SAMPLE NO.
201 Day 14/15
Sample Collection:
25-May-2015

AXYS ANALYTICAL SERVICES
2045 MILLS RD., SIDNEY, B.C., CANADA
V8L 5X2 TEL (250) 655-5800 FAX (250) 655-5811

Project No.	06262044.0000		
Contract No.:	4765	**Lab Sample I.D.:**	L23368-3 Ni
Matrix:	URINE	**Sample Size:**	4.00 mL (wet)
Sample Receipt Date:	29-May-2015	**Initial Calibration Date:**	04-Aug-2015
Extraction Date:	14-Jul-2015	**Instrument ID:**	HR GC/MS
Analysis Date:	05-Aug-2015 **Time:** 05:27:54	**GC Column ID:**	DB17-MS
Extract Volume (uL):	400	**Sample Data Filename:**	**MP51_140K S: 15**
Injection Volume (uL):	2.0	**Blank Data Filename:**	MP51_135A S: 8
Dilution Factor:	20	**Cal. Ver. Data Filename:**	MP51_140J S: 3

Concentration Units: pg/mL (wet weight basis)

This page is part of a total report that contains information necessary for accreditation compliance.
This test is not NELAP accredited. Sample results relate only to the sample tested.

COMPOUND	CAS NO.	LAB FLAG [1]	CONC. FOUND	REPORTING LIMIT (RL)[2]	ION ABUND. RATIO	RRT
3-OH-Chrysene	63019-39-6	X				
3-OH-Benzo[a]pyrene	13345-21-6	D	1080000	6130 (S)	8.69	1.004
9-OH-Benzo[a]pyrene	17573-21-6	X				
3-OH-Benz[a]anthracene	4834-35-9	X				

(1) Where applicable, custom lab flags have been used on this report; D = dilution data; X = result reported separately.
(2) Reporting Limit (Code): S = sample detection limit; M = method detection limit; L = lowest calibration level equivalent; Q = contract defined limit.

These data are validated and reported as accurate and in accord with AXYS Analytical Services Ltd. ISO17025 compliant quality assurance processes.
Signed: _____Million Woudneh_____

For Axys Internal Use Only [XSL Template: Pest1A.xsl; Created: 17-Aug-2015 10:43:23; Application: XMLTransformer-1.14.15;
Report Filename: Pest_PAH_HI_OHPAH_L23368-3_Form1A_MP51_140KS15_SJ1917866.html; Workgroup: WG51828; Design ID: 2302]

AXYS METHOD MLA-905 Rev 01

Form 2

ANALYSIS REPORT

CLIENT SAMPLE NO.
201 Day 14/15
Sample Collection:
25-May-2015

AXYS ANALYTICAL SERVICES
2045 MILLS RD., SIDNEY, B.C., CANADA
V8L 5X2 TEL (250) 655-5800 FAX (250) 655-5811

Project No.	06262044.0000		
Contract No.:	4765	**Lab Sample I.D.:**	L23368-3 Ni
Matrix:	URINE	**Sample Size:**	4.00 mL (wet)
Sample Receipt Date:	29-May-2015	**Initial Calibration Date:**	04-Aug-2015
Extraction Date:	14-Jul-2015	**Instrument ID:**	HR GC/MS
Analysis Date:	05-Aug-2015 **Time:** 05:27:54	**GC Column ID:**	DB17-MS
Extract Volume (uL):	400	**Sample Data Filename:**	**MP51_140K S: 15**
Injection Volume (uL):	2.0	**Blank Data Filename:**	MP51_135A S: 8
Dilution Factor:	20	**Cal. Ver. Data Filename:**	MP51_140J S: 3
Concentration Units:	pg absolute		

This page is part of a total report that contains information necessary for accreditation compliance.
This test is not NELAP accredited. Sample results relate only to the sample tested.

LABELED COMPOUND	LAB FLAG [1]	SPIKE CONC.	CONC. FOUND	R(%) [2]	ION ABUND. RATIO	RRT
13C6-3-OH-Chrysene	X					
13C6-1-OH-Benz[a]anthracene	X					
d11-3-OH-Benzo[a]pyrene	D V	49800	7070	14.2	10.9	1.623

(1) Where applicable, custom lab flags have been used on this report; D = dilution data; V = surrogate recovery is not within method/contract control limits; X = result reported separately.
(2) R% = percent recovery.

These data are validated and reported as accurate and in accord with AXYS Analytical Services Ltd. ISO17025 compliant quality assurance processes.
Signed: _____Million Woudneh_____

For Axys Internal Use Only [XSL Template: Pest2.xsl; Created: 17-Aug-2015 10:43:23; Application: XMLTransformer-1.14.15;
Report Filename: Pest_PAH_HI_OHPAH_L23368-3_Form2_MP51_140KS15_SJ1917866.html; Workgroup: WG51828; Design ID: 2302]

AXYS METHOD MLA-905 Rev 01

Form 1A

ANALYSIS REPORT

CLIENT SAMPLE NO.
202 Day 14/15
Sample Collection:
25-May-2015

AXYS ANALYTICAL SERVICES
2045 MILLS RD., SIDNEY, B.C., CANADA
V8L 5X2 TEL (250) 655-5800 FAX (250) 655-5811

Project No.	06262044.0000		
Contract No.:	4765	**Lab Sample I.D.:**	L23368-4 Wi
Matrix:	URINE	**Sample Size:**	4.00 mL (wet)
Sample Receipt Date:	29-May-2015	**Initial Calibration Date:**	17-Jul-2015
Extraction Date:	14-Jul-2015	**Instrument ID:**	HR GC/MS
Analysis Date:	23-Jul-2015 **Time:** 13:10:07	**GC Column ID:**	DB17-MS
Extract Volume (uL):	800	**Sample Data Filename:**	**MP51_136B S: 16**
Injection Volume (uL):	2.0	**Blank Data Filename:**	MP51_135A S: 8
Dilution Factor:	4	**Cal. Ver. Data Filename:**	MP51_136B S: 12

Concentration Units: pg/mL (wet weight basis)

This page is part of a total report that contains information necessary for accreditation compliance.
This test is not NELAP accredited. Sample results relate only to the sample tested.

COMPOUND	CAS NO.	LAB FLAG [1]	CONC. FOUND	REPORTING LIMIT (RL)[2]	ION ABUND. RATIO	RRT
3-OH-Chrysene	63019-39-6	U D		1570 (S)		
3-OH-Benzo[a]pyrene	13345-21-6	E				
9-OH-Benzo[a]pyrene	17573-21-6	D	96800	465 (S)	6.47	1.151
3-OH-Benz[a]anthracene	4834-35-9	U D		1300 (S)		

(1) Where applicable, custom lab flags have been used on this report; U = not detected at RL; D = dilution data; E = exceeds calibrated linear range, see dilution data.
(2) Reporting Limit (Code): S = sample detection limit; M = method detection limit; L = lowest calibration level equivalent; Q = contract defined limit.

These data are validated and reported as accurate and in accord with AXYS Analytical Services Ltd. ISO17025 compliant quality assurance processes.
Signed: _____Million Woudneh_____

For Axys Internal Use Only [XSL Template: Pest1A.xsl; Created: 17-Aug-2015 10:43:23; Application: XMLTransformer-1.14.15;
Report Filename: Pest_PAH_HI_OHPAH_L23368-4_Form1A_MP51_136BS16_SJ1914033.html; Workgroup: WG51828; Design ID: 2302]

AXYS METHOD MLA-905 Rev 01

Form 2

ANALYSIS REPORT

CLIENT SAMPLE NO.
202 Day 14/15
Sample Collection:
25-May-2015

AXYS ANALYTICAL SERVICES
2045 MILLS RD., SIDNEY, B.C., CANADA
V8L 5X2 TEL (250) 655-5800 FAX (250) 655-5811

Project No.	06262044.0000		
Contract No.:	4765	**Lab Sample I.D.:**	L23368-4 Wi
Matrix:	URINE	**Sample Size:**	4.00 mL (wet)
Sample Receipt Date:	29-May-2015	**Initial Calibration Date:**	17-Jul-2015
Extraction Date:	14-Jul-2015	**Instrument ID:**	HR GC/MS
Analysis Date:	23-Jul-2015 **Time:** 13:10:07	**GC Column ID:**	DB17-MS
Extract Volume (uL):	800	**Sample Data Filename:**	**MP51_136B S: 16**
Injection Volume (uL):	2.0	**Blank Data Filename:**	MP51_135A S: 8
Dilution Factor:	4	**Cal. Ver. Data Filename:**	MP51_136B S: 12
Concentration Units:	pg absolute		

This page is part of a total report that contains information necessary for accreditation compliance.
This test is not NELAP accredited. Sample results relate only to the sample tested.

LABELED COMPOUND	LAB FLAG [1]	SPIKE CONC.	CONC. FOUND	R(%) [2]	ION ABUND. RATIO	RRT
13C6-3-OH-Chrysene	D	50500	39600	78.4	2.13	1.413
13C6-1-OH-Benz[a]anthracene	D	50400	42600	84.6	2.29	1.379
d11-3-OH-Benzo[a]pyrene	X					

(1) Where applicable, custom lab flags have been used on this report; D = dilution data; X = result reported separately.
(2) R% = percent recovery.

These data are validated and reported as accurate and in accord with AXYS Analytical Services Ltd. ISO17025 compliant quality assurance processes.
Signed: _____Million Woudneh_____

For Axys Internal Use Only [XSL Template: Pest2.xsl; Created: 17-Aug-2015 10:43:23; Application: XMLTransformer-1.14.15;
Report Filename: Pest_PAH_HI_OHPAH_L23368-4_Form2_MP51_136BS16_SJ1914033.html; Workgroup: WG51828; Design ID: 2302]

AXYS METHOD MLA-905 Rev 01

Form 1A

ANALYSIS REPORT

CLIENT SAMPLE NO.
202 Day 14/15
Sample Collection:
25-May-2015

AXYS ANALYTICAL SERVICES
2045 MILLS RD., SIDNEY, B.C., CANADA
V8L 5X2 TEL (250) 655-5800 FAX (250) 655-5811

Project No.	06262044.0000		
Contract No.:	4765	**Lab Sample I.D.:**	L23368-4 Ni
Matrix:	URINE	**Sample Size:**	4.00 mL (wet)
Sample Receipt Date:	29-May-2015	**Initial Calibration Date:**	04-Aug-2015
Extraction Date:	14-Jul-2015	**Instrument ID:**	HR GC/MS
Analysis Date:	05-Aug-2015 **Time:** 04:53:48	**GC Column ID:**	DB17-MS
Extract Volume (uL):	400	**Sample Data Filename:**	**MP51_140K S: 14**
Injection Volume (uL):	2.0	**Blank Data Filename:**	MP51_135A S: 8
Dilution Factor:	20	**Cal. Ver. Data Filename:**	MP51_140J S: 3

Concentration Units: pg/mL (wet weight basis)

This page is part of a total report that contains information necessary for accreditation compliance.
This test is not NELAP accredited. Sample results relate only to the sample tested.

COMPOUND	CAS NO.	LAB FLAG [1]	CONC. FOUND	REPORTING LIMIT (RL)[2]	ION ABUND. RATIO	RRT
3-OH-Chrysene	63019-39-6	X				
3-OH-Benzo[a]pyrene	13345-21-6	D	569000	8930 (S)	8.98	1.004
9-OH-Benzo[a]pyrene	17573-21-6	X				
3-OH-Benz[a]anthracene	4834-35-9	X				

(1) Where applicable, custom lab flags have been used on this report; D = dilution data; X = result reported separately.
(2) Reporting Limit (Code): S = sample detection limit; M = method detection limit; L = lowest calibration level equivalent; Q = contract defined limit.

These data are validated and reported as accurate and in accord with AXYS Analytical Services Ltd. ISO17025 compliant quality assurance processes.
Signed: _____Million Woudneh_____

For Axys Internal Use Only [XSL Template: Pest1A.xsl; Created: 17-Aug-2015 10:43:23; Application: XMLTransformer-1.14.15;
Report Filename: Pest_PAH_HI_OHPAH_L23368-4_Form1A_MP51_140KS14_SJ1917865.html; Workgroup: WG51828; Design ID: 2302]

AXYS METHOD MLA-905 Rev 01

Form 2

ANALYSIS REPORT

CLIENT SAMPLE NO.
202 Day 14/15
Sample Collection:
25-May-2015

AXYS ANALYTICAL SERVICES
2045 MILLS RD., SIDNEY, B.C., CANADA
V8L 5X2 TEL (250) 655-5800 FAX (250) 655-5811

Project No.	06262044.0000		
Contract No.:	4765	**Lab Sample I.D.:**	L23368-4 Ni
Matrix:	URINE	**Sample Size:**	4.00 mL (wet)
Sample Receipt Date:	29-May-2015	**Initial Calibration Date:**	04-Aug-2015
Extraction Date:	14-Jul-2015	**Instrument ID:**	HR GC/MS
Analysis Date:	05-Aug-2015 **Time:** 04:53:48	**GC Column ID:**	DB17-MS
Extract Volume (uL):	400	**Sample Data Filename:**	**MP51_140K S: 14**
Injection Volume (uL):	2.0	**Blank Data Filename:**	MP51_135A S: 8
Dilution Factor:	20	**Cal. Ver. Data Filename:**	MP51_140J S: 3
Concentration Units:	pg absolute		

This page is part of a total report that contains information necessary for accreditation compliance.
This test is not NELAP accredited. Sample results relate only to the sample tested.

LABELED COMPOUND	LAB FLAG [1]	SPIKE CONC.	CONC. FOUND	R(%) [2]	ION ABUND. RATIO	RRT
13C6-3-OH-Chrysene	X					
13C6-1-OH-Benz[a]anthracene	X					
d11-3-OH-Benzo[a]pyrene	D V	49800	4700	9.46	8.92	1.622

(1) Where applicable, custom lab flags have been used on this report; D = dilution data; V = surrogate recovery is not within method/contract control limits; X = result reported separately.
(2) R% = percent recovery.

These data are validated and reported as accurate and in accord with AXYS Analytical Services Ltd. ISO17025 compliant quality assurance processes.
Signed: _____Million Woudneh_____

For Axys Internal Use Only [XSL Template: Pest2.xsl; Created: 17-Aug-2015 10:43:23; Application: XMLTransformer-1.14.15;
Report Filename: Pest_PAH_HI_OHPAH_L23368-4_Form2_MP51_140KS14_SJ1917865.html; Workgroup: WG51828; Design ID: 2302]

AXYS METHOD MLA-905 Rev 01

Form 1A
ANALYSIS REPORT

CLIENT SAMPLE NO.
301 Day 14/15
Sample Collection:
25-May-2015

AXYS ANALYTICAL SERVICES
2045 MILLS RD., SIDNEY, B.C., CANADA
V8L 5X2 TEL (250) 655-5800 FAX (250) 655-5811

Project No.	06262044.0000		
Contract No.:	4765	**Lab Sample I.D.:**	L23368-5 Wi3
Matrix:	URINE	**Sample Size:**	4.00 mL (wet)
Sample Receipt Date:	29-May-2015	**Initial Calibration Date:**	04-Aug-2015
Extraction Date:	14-Jul-2015	**Instrument ID:**	HR GC/MS
Analysis Date:	05-Aug-2015 **Time:** 03:11:29	**GC Column ID:**	DB17-MS
Extract Volume (uL):	800	**Sample Data Filename:**	**MP51_140K S: 11**
Injection Volume (uL):	2.0	**Blank Data Filename:**	MP51_135A S: 8
Dilution Factor:	4	**Cal. Ver. Data Filename:**	MP51_140J S: 3

Concentration Units: pg/mL (wet weight basis)

This page is part of a total report that contains information necessary for accreditation compliance.
This test is not NELAP accredited. Sample results relate only to the sample tested.

COMPOUND	CAS NO.	LAB FLAG [1]	CONC. FOUND	REPORTING LIMIT (RL)[2]	ION ABUND. RATIO	RRT
3-OH-Chrysene	63019-39-6	K D	847	774 (S)	1.77	1.000
3-OH-Benzo[a]pyrene	13345-21-6	D	1820	158 (S)	8.52	1.003
9-OH-Benzo[a]pyrene	17573-21-6	K D	219	55.6 (S)	4.32	1.150
3-OH-Benz[a]anthracene	4834-35-9	U D		553 (S)		

(1) Where applicable, custom lab flags have been used on this report; U = not detected at RL; K = peak detected but did not meet quantification criteria, result reported represents the estimated maximum possible concentration; D = dilution data.
(2) Reporting Limit (Code): S = sample detection limit; M = method detection limit; L = lowest calibration level equivalent; Q = contract defined limit.

These data are validated and reported as accurate and in accord with AXYS Analytical Services Ltd. ISO17025 compliant quality assurance processes.
Signed: _____Million Woudneh_____

For Axys Internal Use Only [XSL Template: Pest1A.xsl; Created: 17-Aug-2015 10:43:23; Application: XMLTransformer-1.14.15;
Report Filename: Pest_PAH_HI_OHPAH_L23368-5_Form1A_MP51_140KS11_SJ1917862.html; Workgroup: WG51828; Design ID: 2302]

AXYS METHOD MLA-905 Rev 01

Form 2
ANALYSIS REPORT

CLIENT SAMPLE NO.
301 Day 14/15
Sample Collection:
25-May-2015

AXYS ANALYTICAL SERVICES
2045 MILLS RD., SIDNEY, B.C., CANADA
V8L 5X2 TEL (250) 655-5800 FAX (250) 655-5811

Project No.	06262044.0000		
Contract No.:	4765	**Lab Sample I.D.:**	L23368-5 Wi3
Matrix:	URINE	**Sample Size:**	4.00 mL (wet)
Sample Receipt Date:	29-May-2015	**Initial Calibration Date:**	04-Aug-2015
Extraction Date:	14-Jul-2015	**Instrument ID:**	HR GC/MS
Analysis Date:	05-Aug-2015 **Time:** 03:11:29	**GC Column ID:**	DB17-MS
Extract Volume (uL):	800	**Sample Data Filename:**	**MP51_140K S: 11**
Injection Volume (uL):	2.0	**Blank Data Filename:**	MP51_135A S: 8
Dilution Factor:	4	**Cal. Ver. Data Filename:**	MP51_140J S: 3
Concentration Units:	pg absolute		

This page is part of a total report that contains information necessary for accreditation compliance.
This test is not NELAP accredited. Sample results relate only to the sample tested.

LABELED COMPOUND	LAB FLAG [1]	SPIKE CONC.	CONC. FOUND	R(%) [2]	ION ABUND. RATIO	RRT
13C6-3-OH-Chrysene	D	50500	41700	82.5	2.92	1.403
13C6-1-OH-Benz[a]anthracene	D	50400	46600	92.5	3.42	1.371
d11-3-OH-Benzo[a]pyrene	D	49800	24600	49.5	10.9	1.622

(1) Where applicable, custom lab flags have been used on this report; D = dilution data.
(2) R% = percent recovery.

These data are validated and reported as accurate and in accord with AXYS Analytical Services Ltd. ISO17025 compliant quality assurance processes.
Signed: _____Million Woudneh_____

For Axys Internal Use Only [XSL Template: Pest2.xsl; Created: 17-Aug-2015 10:43:23; Application: XMLTransformer-1.14.15;
Report Filename: Pest_PAH_HI_OHPAH_L23368-5_Form2_MP51_140KS11_SJ1917862.html; Workgroup: WG51828; Design ID: 2302]

AXYS METHOD MLA-905 Rev 01

Form 1A

ANALYSIS REPORT

CLIENT SAMPLE NO.
Lab Blank
Sample Collection:
N/A

AXYS ANALYTICAL SERVICES
2045 MILLS RD., SIDNEY, B.C., CANADA
V8L 5X2 TEL (250) 655-5800 FAX (250) 655-5811

Project No.	N/A		
Contract No.:	4765	**Lab Sample I.D.:**	WG51828-101 i
Matrix:	AQUEOUS	**Sample Size:**	4.00 mL
Sample Receipt Date:	N/A	**Initial Calibration Date:**	17-Jul-2015
Extraction Date:	14-Jul-2015	**Instrument ID:**	HR GC/MS
Analysis Date:	20-Jul-2015 **Time:** 17:54:15	**GC Column ID:**	DB17-MS
Extract Volume (uL):	200	**Sample Data Filename:**	**MP51_135A S: 8**
Injection Volume (uL):	2.0	**Blank Data Filename:**	MP51_135A S: 8
Dilution Factor:	N/A	**Cal. Ver. Data Filename:**	MP51_135A S: 4

Concentration Units: pg/mL

This page is part of a total report that contains information necessary for accreditation compliance.
This test is not NELAP accredited. Sample results relate only to the sample tested.

COMPOUND	CAS NO.	LAB FLAG [1]	CONC. FOUND	REPORTING LIMIT (RL)[2]	ION ABUND. RATIO	RRT
3-OH-Chrysene	63019-39-6	U		89.2 (S)		
3-OH-Benzo[a]pyrene	13345-21-6	U		94.6 (S)		
9-OH-Benzo[a]pyrene	17573-21-6	U		20.6 (S)		
3-OH-Benz[a]anthracene	4834-35-9	U		53.5 (S)		

(1) Where applicable, custom lab flags have been used on this report; U = not detected at RL.
(2) Reporting Limit (Code): S = sample detection limit; M = method detection limit; L = lowest calibration level equivalent; Q = contract defined limit.

These data are validated and reported as accurate and in accord with AXYS Analytical Services Ltd. ISO17025 compliant quality assurance processes.
Signed: _____Million Woudneh_____

For Axys Internal Use Only [XSL Template: Pest1A.xsl; Created: 17-Aug-2015 10:43:23; Application: XMLTransformer-1.14.15;
Report Filename: Pest_PAH_HI_OHPAH_WG51828-101_Form1A_MP51_135AS8_SJ1912493.html; Workgroup: WG51828; Design ID: 2302]

AXYS METHOD MLA-905 Rev 01

Form 2

ANALYSIS REPORT

CLIENT SAMPLE NO.
Lab Blank
Sample Collection:
N/A

AXYS ANALYTICAL SERVICES
2045 MILLS RD., SIDNEY, B.C., CANADA
V8L 5X2 TEL (250) 655-5800 FAX (250) 655-5811

Project No.	N/A		
Contract No.:	4765	**Lab Sample I.D.:**	WG51828-101 i
Matrix:	AQUEOUS	**Sample Size:**	4.00 mL
Sample Receipt Date:	N/A	**Initial Calibration Date:**	17-Jul-2015
Extraction Date:	14-Jul-2015	**Instrument ID:**	HR GC/MS
Analysis Date:	20-Jul-2015 **Time:** 17:54:15	**GC Column ID:**	DB17-MS
Extract Volume (uL):	200	**Sample Data Filename:**	**MP51_135A S: 8**
Injection Volume (uL):	2.0	**Blank Data Filename:**	MP51_135A S: 8
Dilution Factor:	N/A	**Cal. Ver. Data Filename:**	MP51_135A S: 4
Concentration Units:	pg absolute		

This page is part of a total report that contains information necessary for accreditation compliance.
This test is not NELAP accredited. Sample results relate only to the sample tested.

LABELED COMPOUND	LAB FLAG [1]	SPIKE CONC.	CONC. FOUND	R(%) [2]	ION ABUND. RATIO	RRT
13C6-3-OH-Chrysene	V	50500	24700	48.8	1.75	1.400
13C6-1-OH-Benz[a]anthracene		50400	33600	66.6	2.23	1.367
d11-3-OH-Benzo[a]pyrene		49800	14700	29.5	5.92	1.625

(1) Where applicable, custom lab flags have been used on this report; V = surrogate recovery is not within method/contract control limits.
(2) R% = percent recovery.

These data are validated and reported as accurate and in accord with AXYS Analytical Services Ltd. ISO17025 compliant quality assurance processes.
Signed: _____Million Woudneh_____

For Axys Internal Use Only [XSL Template: Pest2.xsl; Created: 17-Aug-2015 10:43:23; Application: XMLTransformer-1.14.15;
Report Filename: Pest_PAH_HI_OHPAH_WG51828-101_Form2_MP51_135AS8_SJ1912493.html; Workgroup: WG51828; Design ID: 2302]

AXYS METHOD MLA-905 Rev 01

Form 8A
ONGOING PRECISION AND RECOVERY (OPR)

AXYS ANALYTICAL SERVICES
2045 MILLS RD., SIDNEY, B.C., CANADA
V8L 5X2 TEL (250) 655-5800 FAX (250) 655-5811

Contract No.:	4765	**OPR Data Filename:**	**MP51_135A S: 5**
Matrix:	URINE	**Lab Sample I.D.:**	WG51828-102 i
Extraction Date:	14-Jul-2015	**Analysis Date:**	20-Jul-2015 **Time:** 16:12:02

ALL CONCENTRATIONS REPORTED ON THIS FORM ARE CONCENTRATIONS IN EXTRACT, BASED ON 100 uL EXTRACT.

COMPOUND	CAS NO.	LAB FLAG [1]	ION ABUND. RATIO	SPIKE CONC. (ng/mL)	CONC. FOUND (ng/mL)	OPR CONC. LIMITS (ng/mL)	% RECOVERY
3-OH-Chrysene	63019-39-6		2.04	102000	99400	71700 - 133000	97.0
3-OH-Benzo[a]pyrene	13345-21-6		5.71	105000	130000	73200 - 136000	124
9-OH-Benzo[a]pyrene	17573-21-6		7.24	103000	114000	61600 - 144000	111
3-OH-Benz[a]anthracene	4834-35-9		2.24	101000	83500	70800 - 131000	82.6

(1) Where applicable, custom lab flags have been used on this report.

These data are validated and reported as accurate and in accord with AXYS Analytical Services Ltd. ISO17025 compliant quality assurance processes.
Signed: _____Million Woudneh_____

These pages are part of a larger report that may contain information necessary for full data evaluation. Results reported relate only to the sample tested.

For Axys Internal Use Only [XSL Template: Pest8A.xsl; Created: 17-Aug-2015 10:43:23; Application: XMLTransformer-1.14.15;
Report Filename: Pest_PAH_HI_OHPAH_WG51828-102_Form8A_SJ1912490.html; Workgroup: WG51828; Design ID: 2302]

AXYS METHOD MLA-905 Rev 01

Form 8B
ONGOING PRECISION AND RECOVERY (OPR)

AXYS ANALYTICAL SERVICES
2045 MILLS RD., SIDNEY, B.C., CANADA
V8L 5X2 TEL (250) 655-5800 FAX (250) 655-5811

Contract No.:	4765	**OPR Data Filename:**	**MP51_135A S: 5**
Matrix:	URINE	**Lab Sample I.D.:**	WG51828-102 i
Extraction Date:	14-Jul-2015	**Analysis Date:**	20-Jul-2015 **Time:** 16:12:02

ALL CONCENTRATIONS REPORTED ON THIS FORM ARE CONCENTRATIONS IN EXTRACT, BASED ON 100 uL EXTRACT.

LABELED COMPOUND	CAS NO.	LAB FLAG [1]	ION ABUND. RATIO	SPIKE CONC. (ng/mL)	CONC. FOUND (ng/mL)	OPR CONC. LIMITS (ng/mL)	% RECOVERY
13C6-3-OH-Chrysene			1.91	505000	295000	253000-758000	58.4
13C6-1-OH-Benz[a]anthracene			2.51	504000	385000	252000-756000	76.4
d11-3-OH-Benzo[a]pyrene			5.88	498000	259000	99500-597000	52.1

(1) Where applicable, custom lab flags have been used on this report.

These data are validated and reported as accurate and in accord with AXYS Analytical Services Ltd. ISO17025 compliant quality assurance processes.
Signed: _____Million Woudneh_____

These pages are part of a larger report that may contain information necessary for full data evaluation. Results reported relate only to the sample tested.

For Axys Internal Use Only [XSL Template: Pest8B.xsl; Created: 17-Aug-2015 10:43:23; Application: XMLTransformer-1.14.15;
Report Filename: Pest_PAH_HI_OHPAH_WG51828-102_Form8B_SJ1912490.html; Workgroup: WG51828; Design ID: 2302]

www.axysanalytical.com

Experiment : MP-DB17MS-1_03
GC Program : MP-DB17MS-1_01
Column type : DB17-MS
Serial # : USB503442H
kPa : 141
Vol injected: 2.0uL
PMT Voltage : 399

Temps -source: 250
-s resv: 160
-re_ent: 270
-cap_1 : 270
-cap_2 : 270

Tune : VR
List : VR
Check :
LIMS :
Logfile:

Date -list : 20-JUL-2015
-liner : 20-JUL-2015
-septum: 17-JUL-2015
-guard : 45cm 20-JUL-2015
-column: NEW 26-JUN-2015
-t line: NEW 26-JUN-2015

#	Data file	S	V	Sample Text	Comments	Acquisition Date/Time
1	MP51_135A	1	1	MP004E-CAL,,/01	1,,2.0uL CS-5/Cal	20-JUL-15 13:37:59
2	MP51_135A	2	2	MP004E-CAL,,/01	1,,2.0uL CS-5/Cal	20-JUL-15 14:12:05
3	MP51_135A	3	3	MP004E-CAL,,/02 SZ	1,,2.0uL CS-5/Cal	20-JUL-15 14:46:12
4	MP51_135A	4	4	MP004E-CAL,,/03	1,,2.0uL CS-5/Cal	20-JUL-15 15:25:58
5	MP51_135A	5	5	WG51828-102,I,SPM	1,WG51828,2.0/200uL	20-JUL-15 16:12:02
6	MP51_135A	6	6	Toluene,,	1,,1.0uL	20-JUL-15 16:46:03
7	MP51_135A	7	7	Toluene,,	1,,1.0uL	20-JUL-15 17:20:10
8	MP51_135A	8	8	WG51828-101,I,BLK	1,WG51828,2.0/200uL	20-JUL-15 17:54:15
9	MP51_135A	9	9	L23368-1,I,	1,WG51828,2.0/200uL	20-JUL-15 18:28:20
10	MP51_135A	10	10	L23367-21,I,	1,WG51828,2.0/200uL	20-JUL-15 19:02:26
11	MP51_135A	11	11	L23367-22,I,	1,WG51828,2.0/200uL	20-JUL-15 19:36:31
12	MP51_135A	12	12	L23367-23,I,	1,WG51828,2.0/200uL	20-JUL-15 20:10:36
13	MP51_135A	13	13	L23367-24,I,	1,WG51828,2.0/200uL	20-JUL-15 20:44:43
14	MP51_135A	14	14	L23367-14,I,	1,WG51828,2.0/200uL	20-JUL-15 21:18:47
15	MP51_135A	15	15	L23367-15,I,	1,WG51828,2.0/200uL	20-JUL-15 21:52:54
16	MP51_135A	16	16	L23367-16,W,	4,WG51828,2.0/800uL	20-JUL-15 22:26:59
17	MP51_135A	17	17	WG51828-103,I,SAR	1,WG51828,2.0/200uL	20-JUL-15 23:01:04
18	MP51_135A	18	18	MP004E-CAL,,/03	1,,1.0uL Cal	20-JUL-15 23:35:10
19	MP51_135A	19	19	MP004E-CAL,,/03	1,,1.0uL Cal	21-JUL-15 00:09:15
20	MP51_135A	20	20	Toluene,,	1,,1.0uL	21-JUL-15 00:43:20
21	MP51_135A	21	21	Toluene,,	1,,1.0uL	21-JUL-15 01:17:28
22	MP51_135A	22	22	L23368-2,W,	4,WG51828,2.0/800uL	21-JUL-15 01:51:29
23	MP51_135A	23	23	L23368-3,W,	4,WG51828,2.0/800uL	21-JUL-15 02:25:36
24	MP51_135A	24	24	L23368-4,W,	4,WG51828,2.0/800uL	21-JUL-15 02:59:41
25	MP51_135A	25	25	L23368-5,W,	4,WG51828,2.0/800uL	21-JUL-15 03:33:44
26	MP51_135A	26	26	L23367-11,W,	4,WG51828,2.0/800uL	21-JUL-15 04:07:52
27	MP51_135A	27	27	L23367-12,W,	4,WG51828,2.0/800uL	21-JUL-15 04:41:56
28	MP51_135A	28	28	L23367-13,W,	4,WG51828,2.0/800uL	21-JUL-15 05:16:03
29	MP51_135A	29	29	L23367-19,W,	4,WG51828,2.0/800uL	21-JUL-15 05:50:08
30	MP51_135A	30	30	L23367-20,W,	4,WG51828,2.0/800uL	21-JUL-15 06:24:14
31	MP51_135A	31	31	L23367-17,W,	4,WG51828,2.0/800uL	21-JUL-15 06:58:21
32	MP51_135A	32	32	L23367-18,W,	4,WG51828,2.0/800uL	21-JUL-15 07:32:27
33	MP51_135A	33	33	MP004E-CAL,,/03	1,,1.0uL Cal	21-JUL-15 08:19:51

Peak Locate Examination:20-JUL-2015:12:30 File:MP51_135CAL1 - 135ACAL1
Experiment:MP-DB17MS-1_03 Function:1 Reference:PFK_1668A

Approved by mc 20 Jul 2015

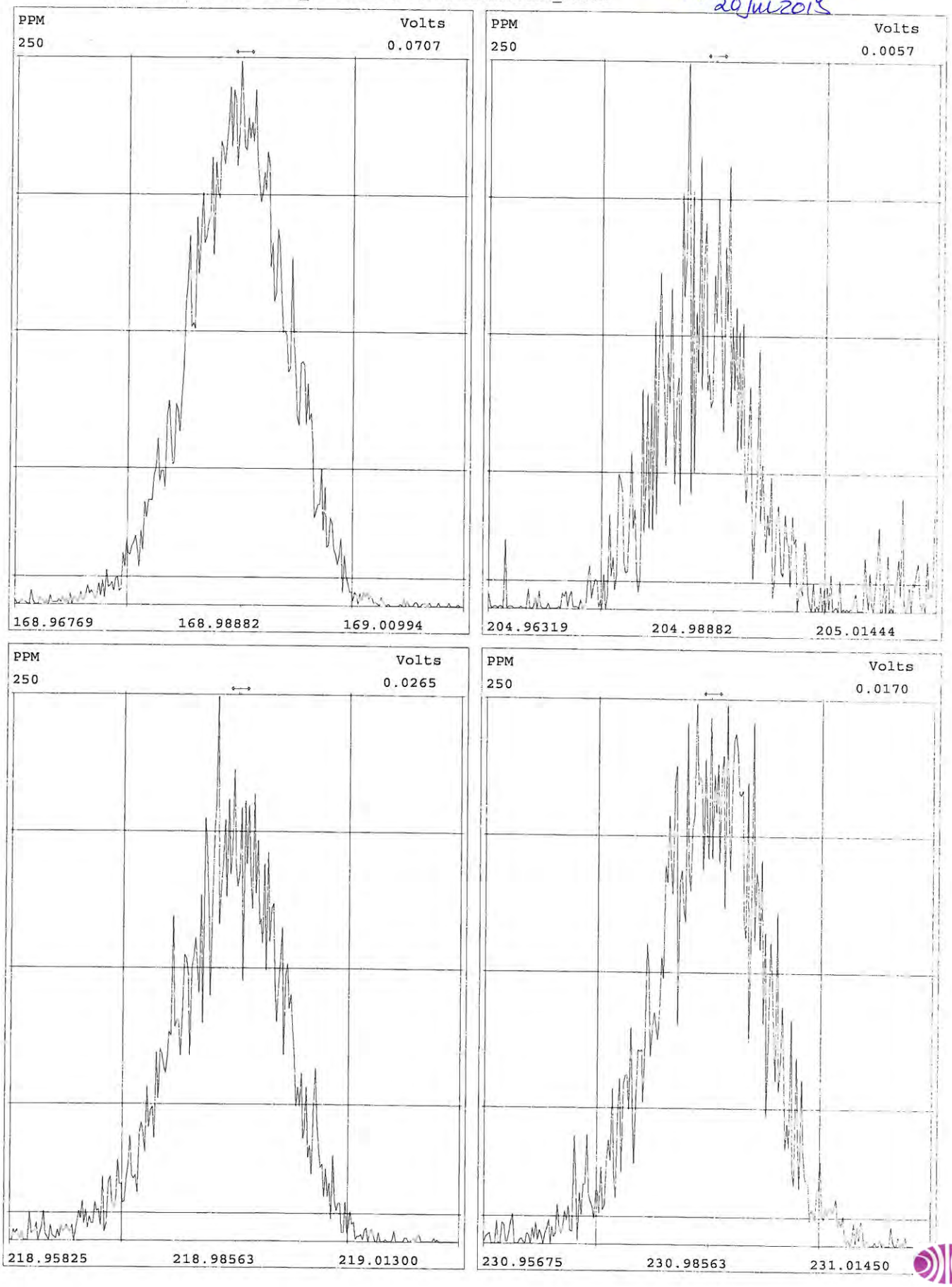

Peak Locate Examination:20-JUL-2015:12:31 File:MP51_135CAL1_135ACAL1
Experiment:MP-DB17MS-1_03 Function:2 Reference:PFK_1668A

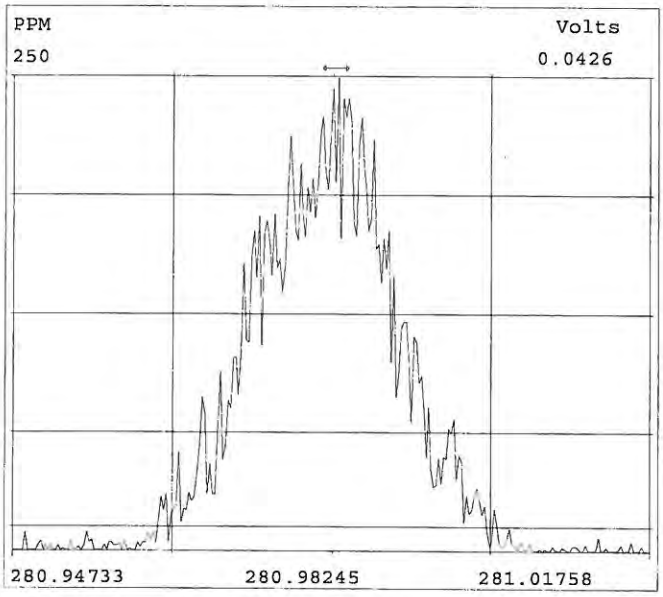

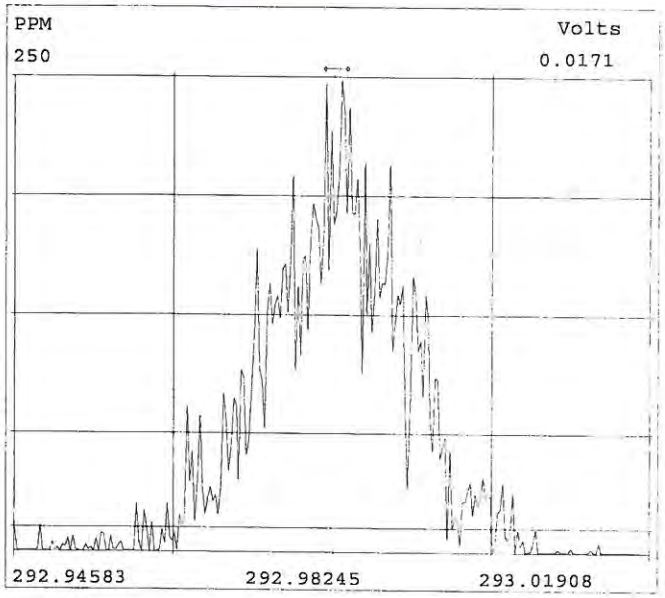

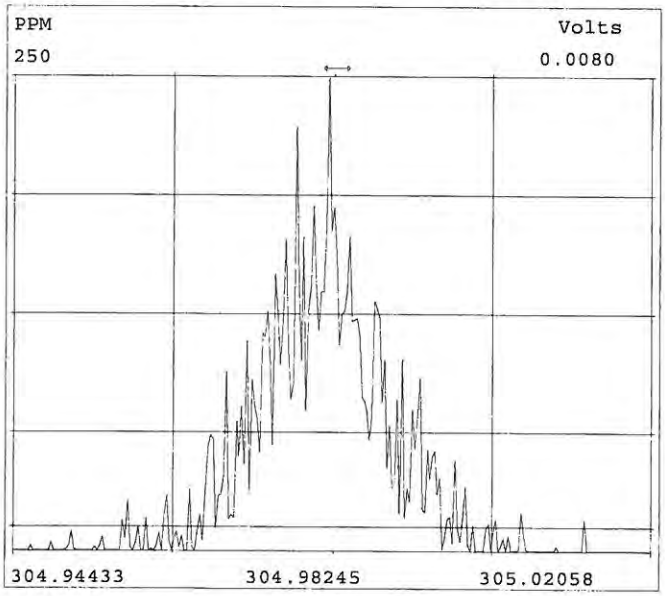

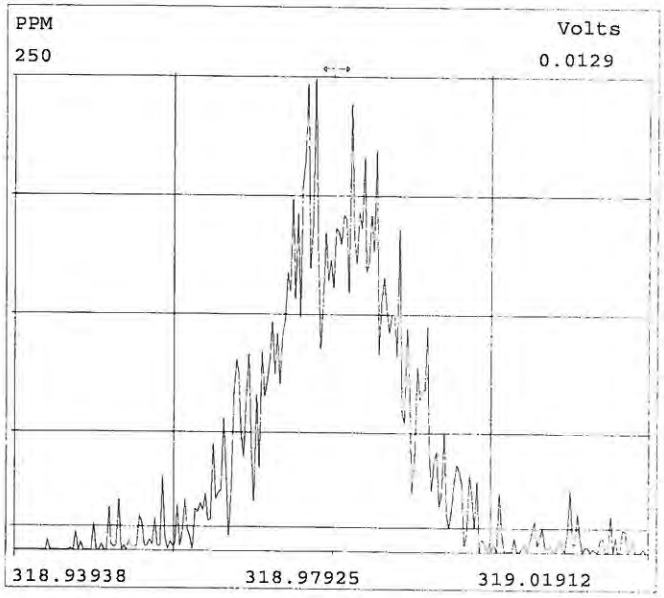

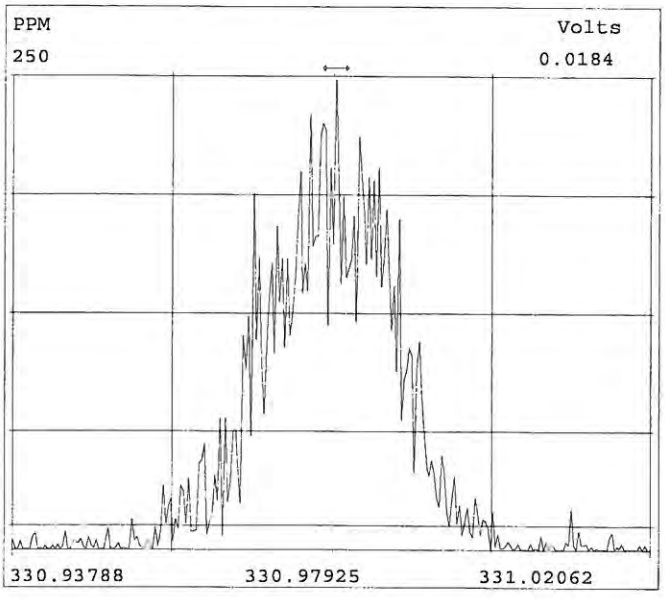

Peak Locate Examination:20-JUL-2015:12:32 File:MP51_135CAL1-135ACAL1
Experiment:MP-DB17MS-1_03 Function:3 Reference:PFK_1668A

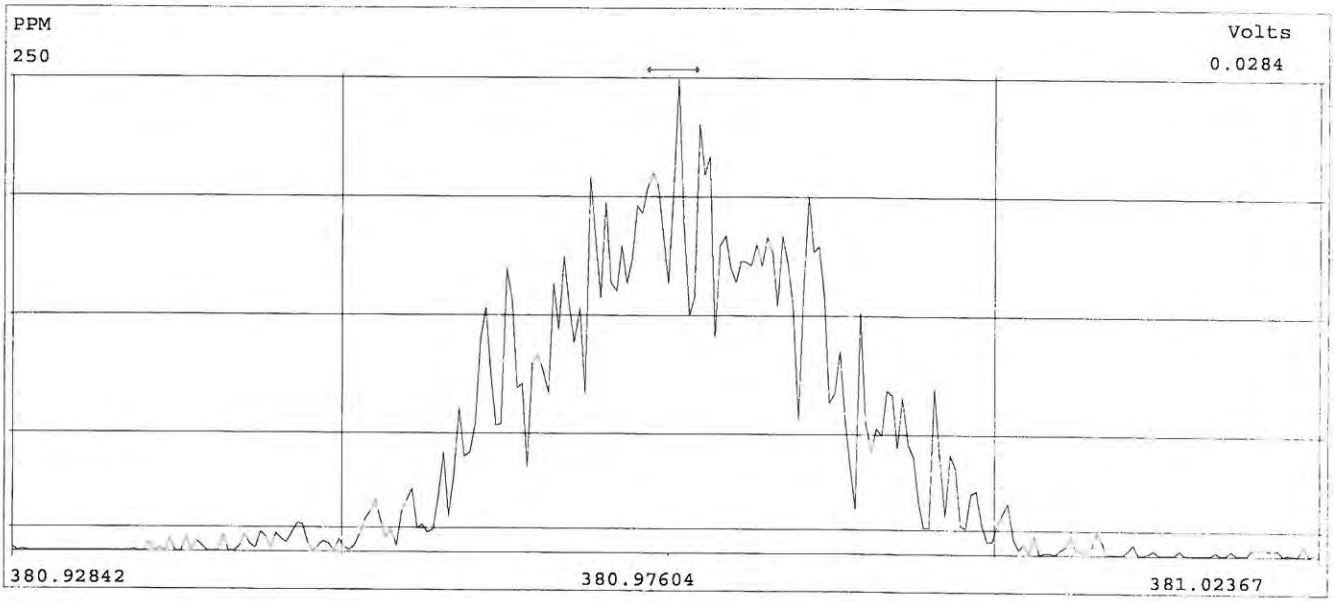

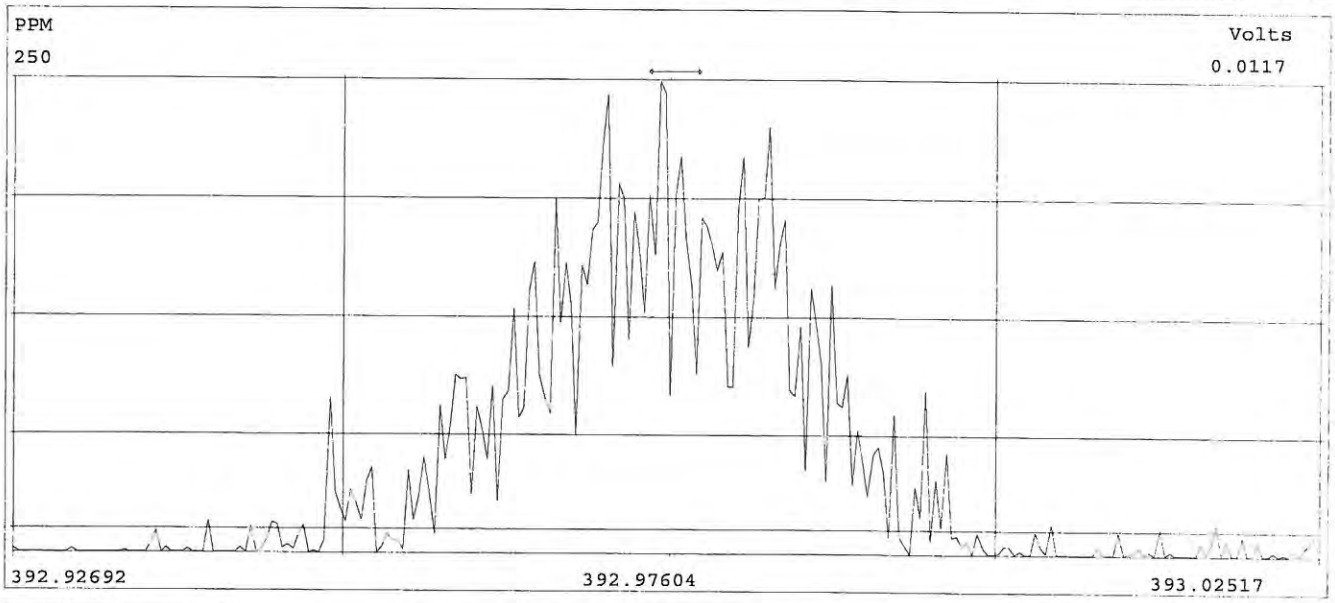

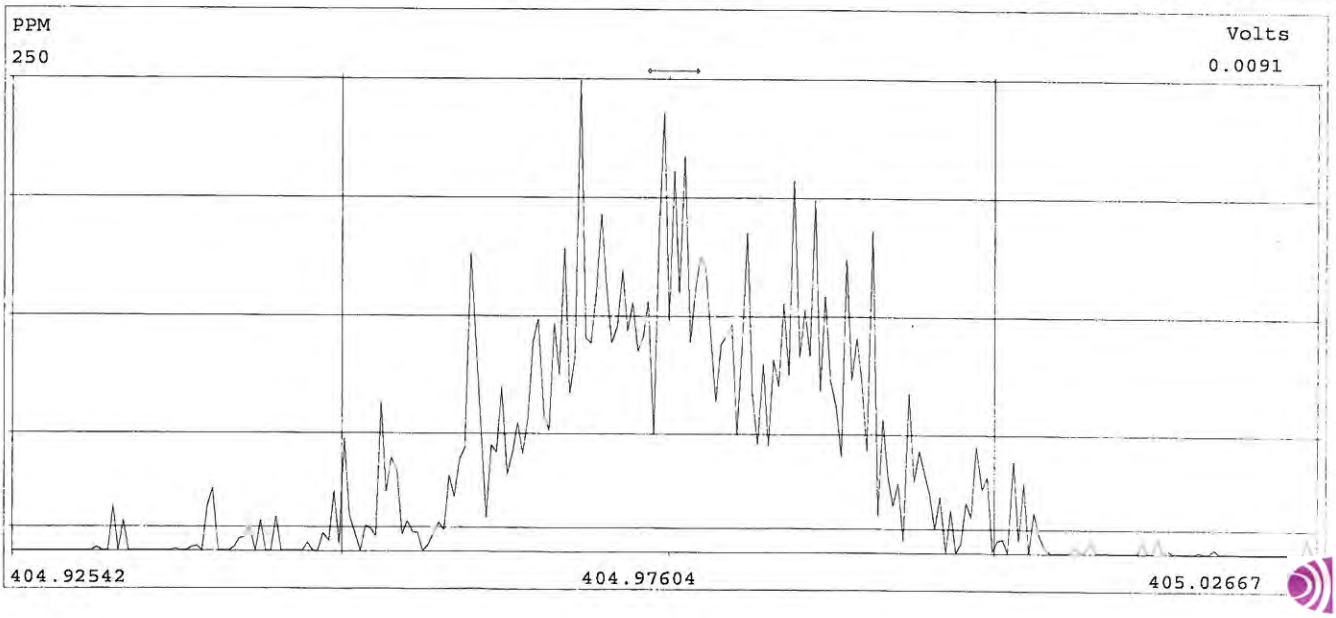

Peak Locate Examination:20-JUL-2015:12:33 File:MP51_135CAL1 _135ACAL

Experiment:MP-DB17MS-1_03 Function:4 Reference:PFK_1668A

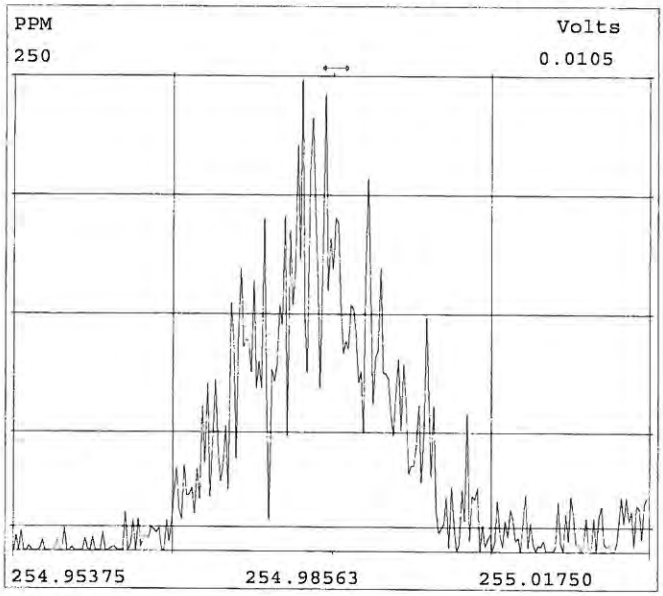

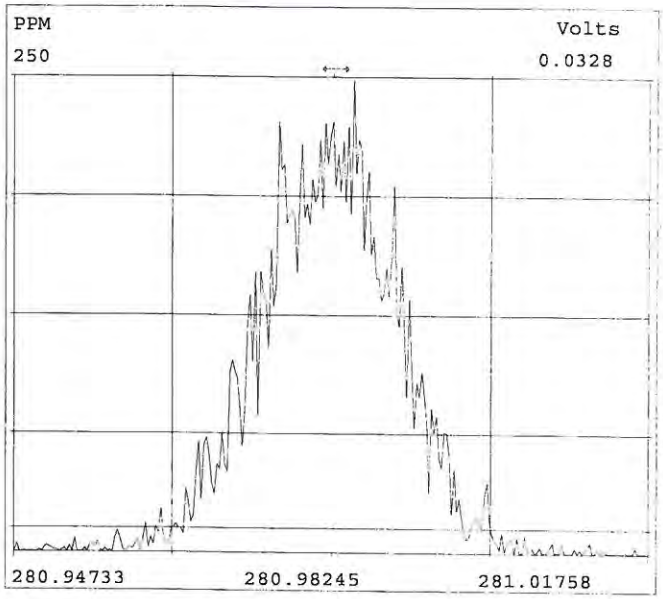

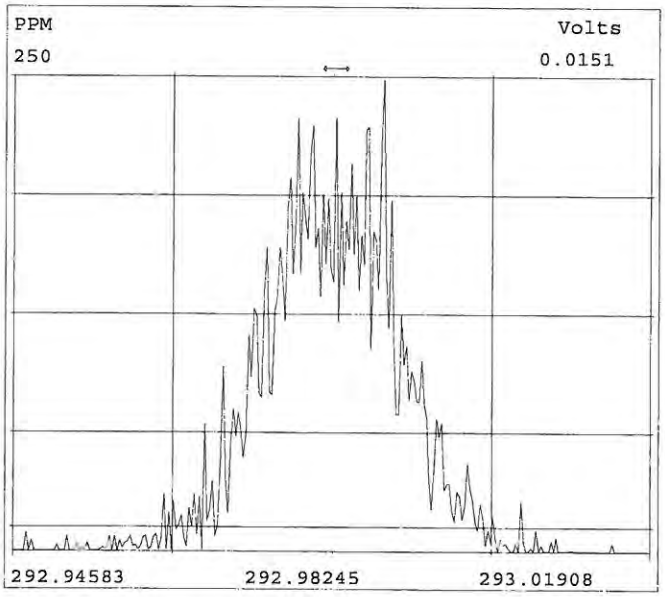

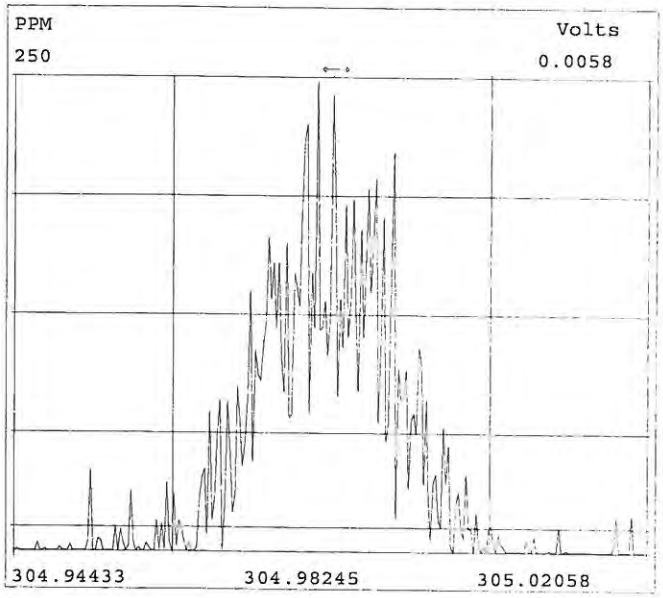

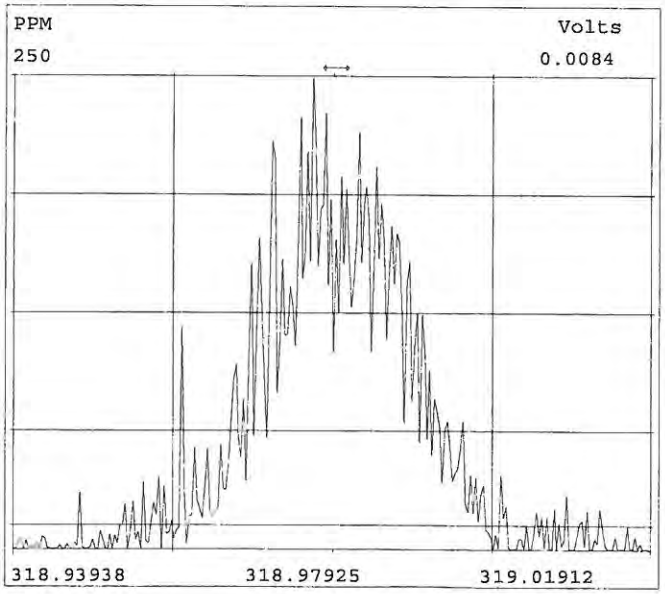

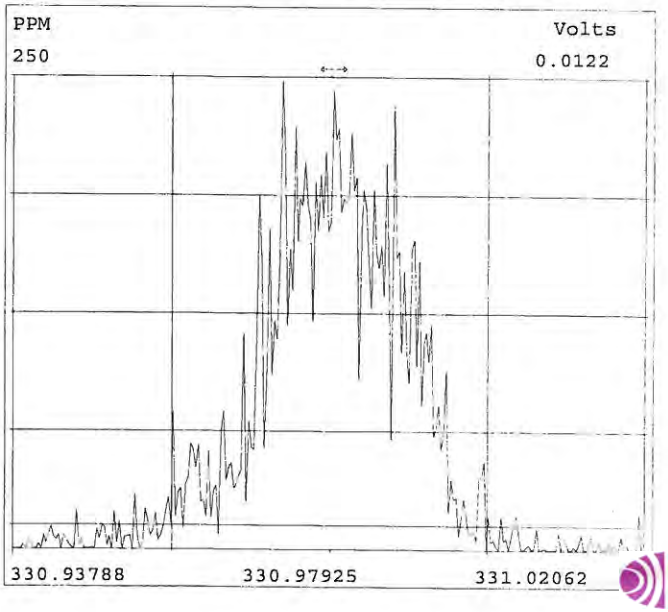

Peak Locate Examination:20-JUL-2015:12:38 File:MP51_135CAL1 _135ACAL1
Experiment:MP-DB17MS-1_03 Function:5 Reference:PFK_1668A

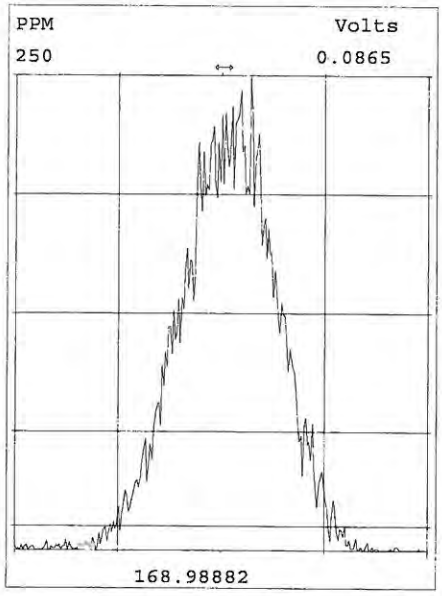

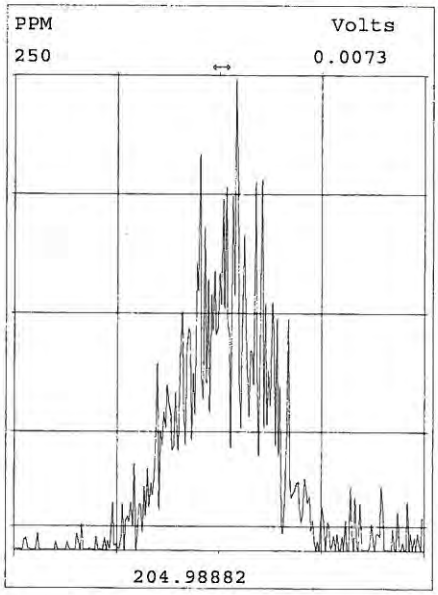

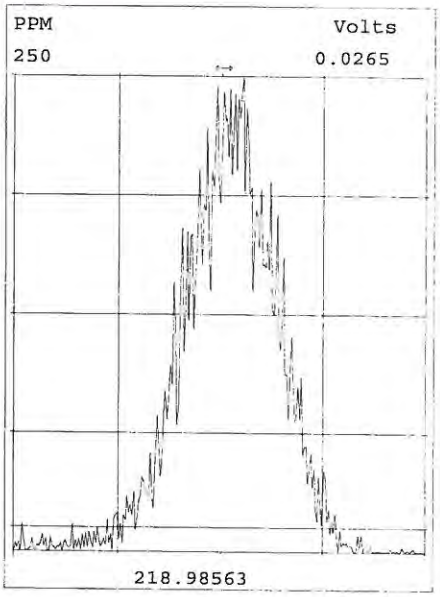

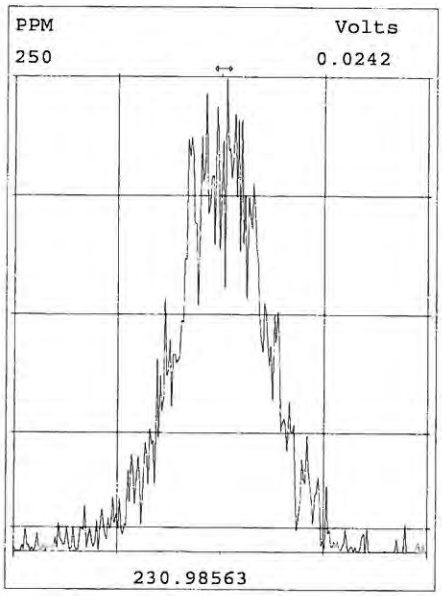

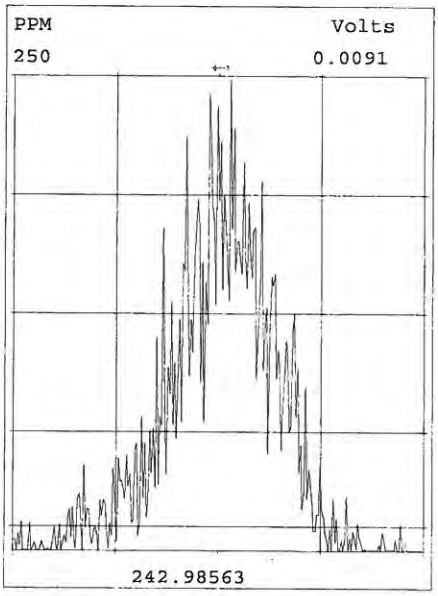

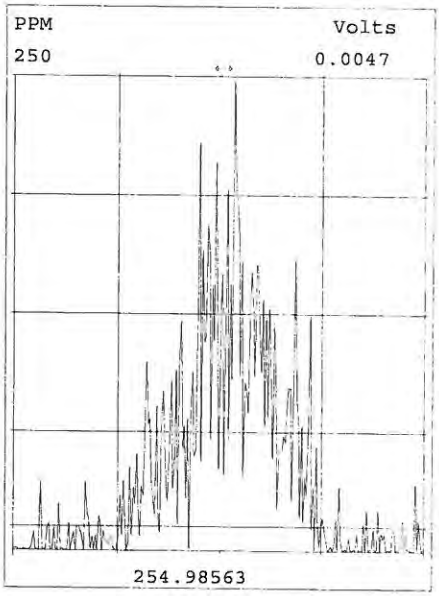

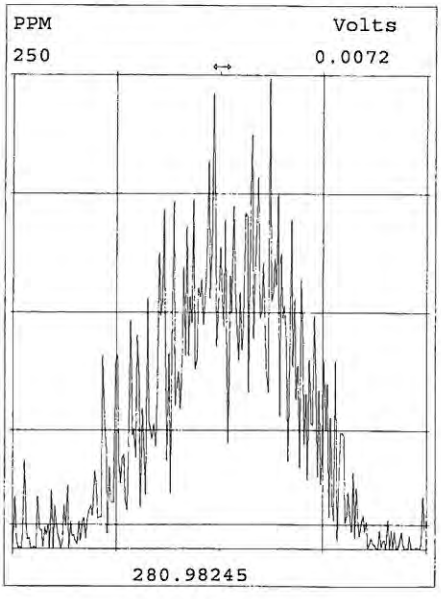

Peak Locate Examination:20-JUL-2015:12:38 File:MP51_135CAL1 -135 ACAL1
Experiment:MP-DB17MS-1_03 Function:6 Reference:PFK_1668A

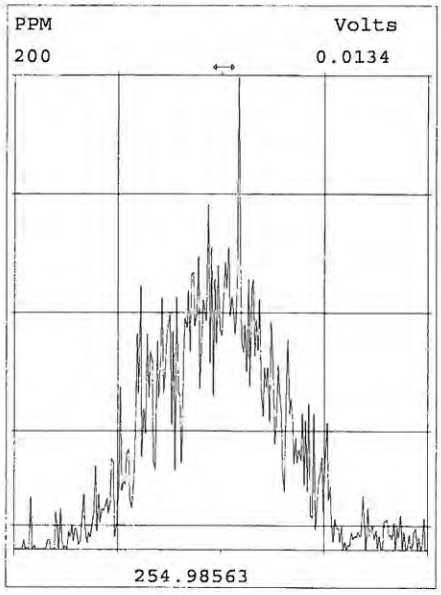

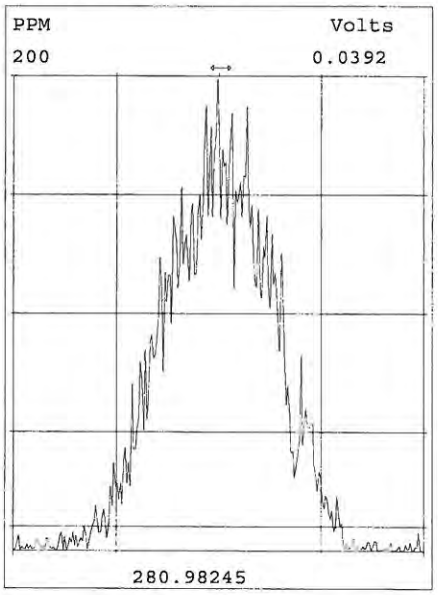

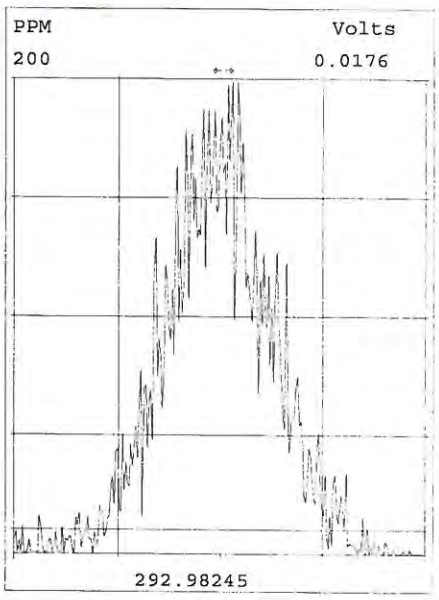

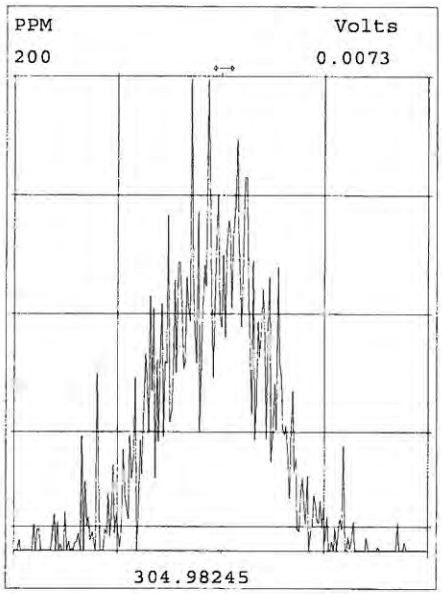

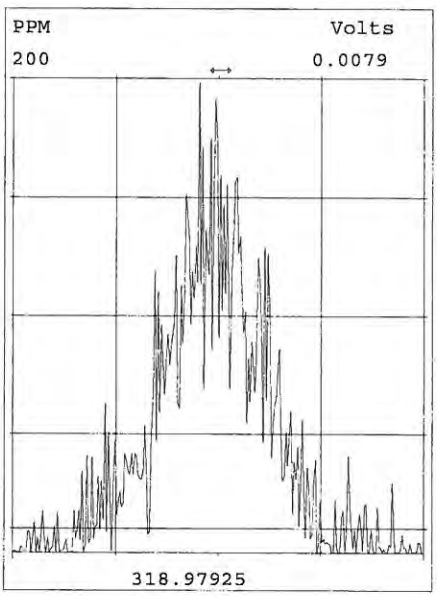

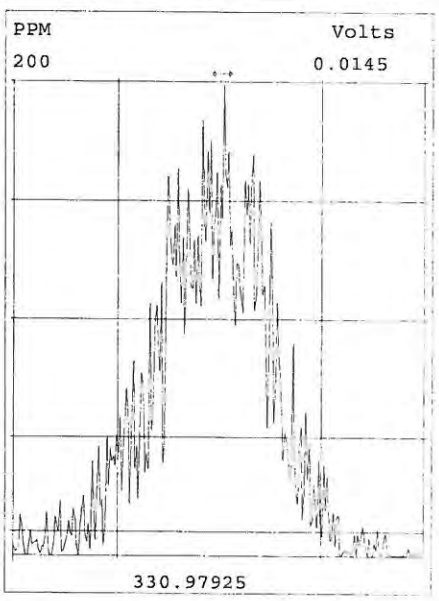

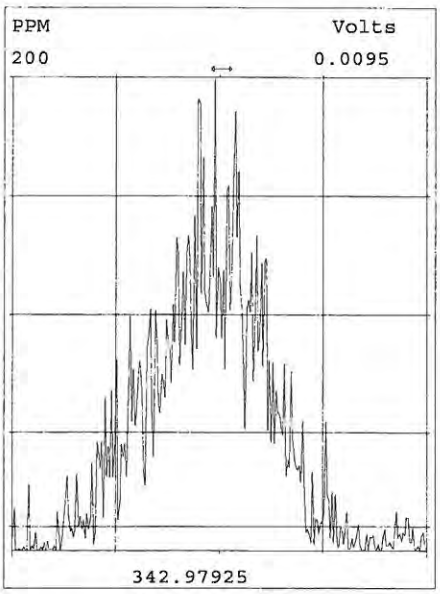

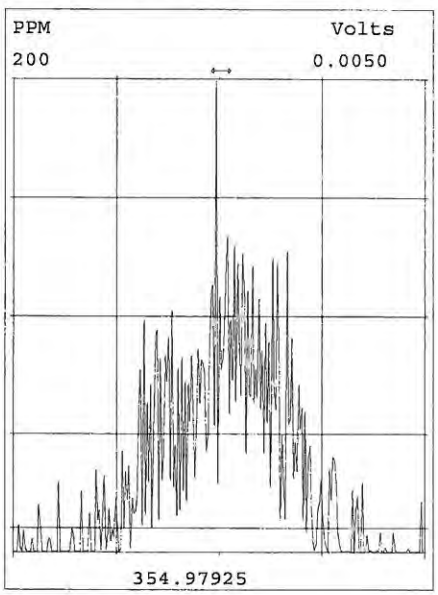

Peak Locate Examination:21-JUL-2015:11:41 File:MP51_135ACAL2
Experiment:MP-DB17MS-1_03 Function:1 Reference:PFK_1668A

approved by m
21/Jul 2015

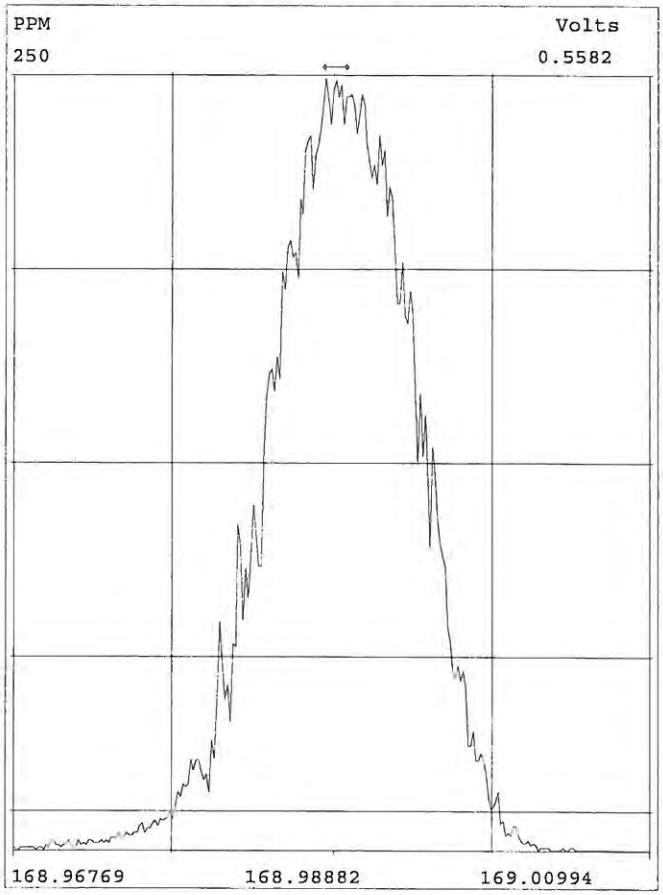

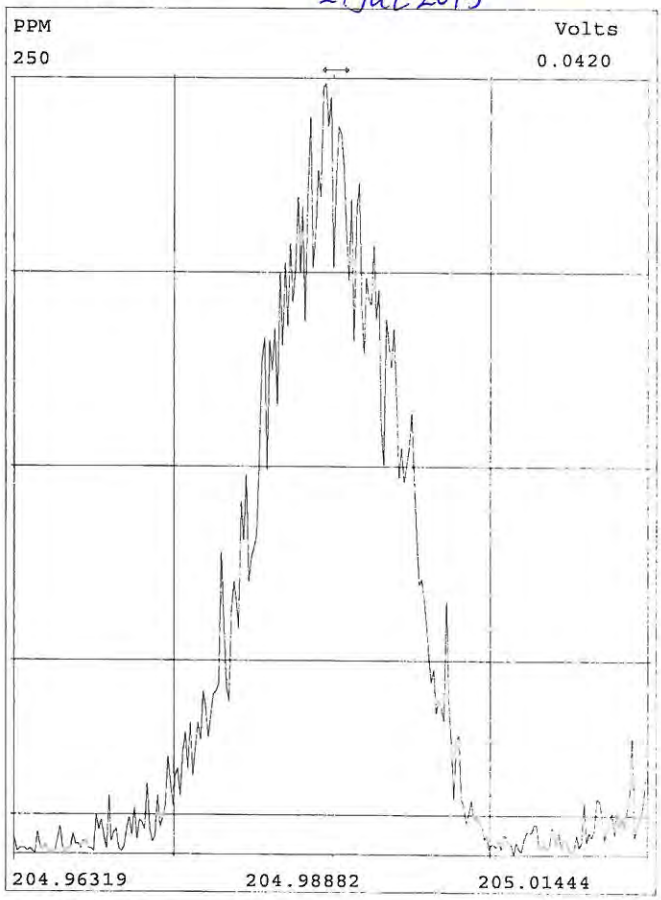

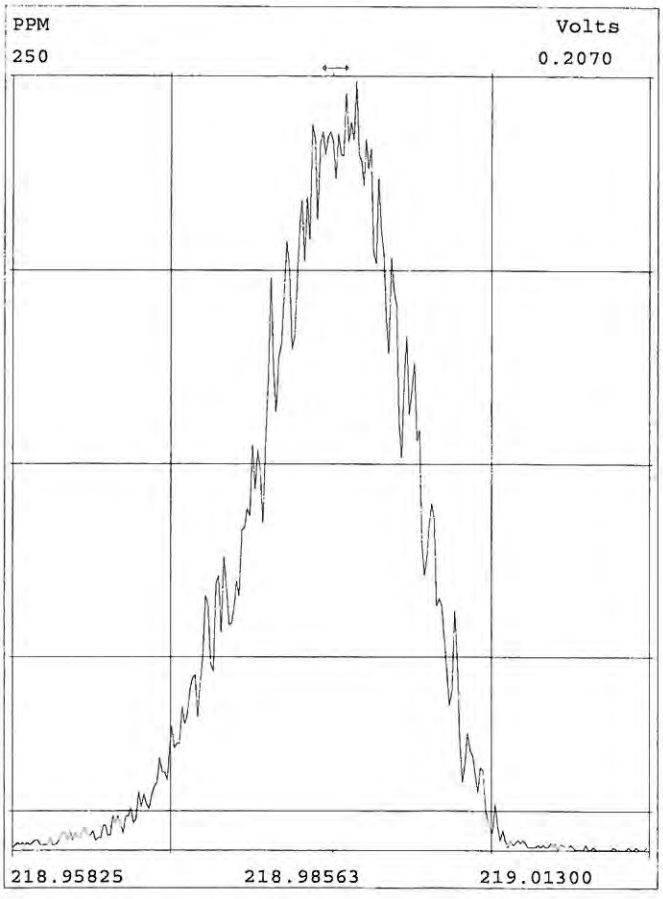

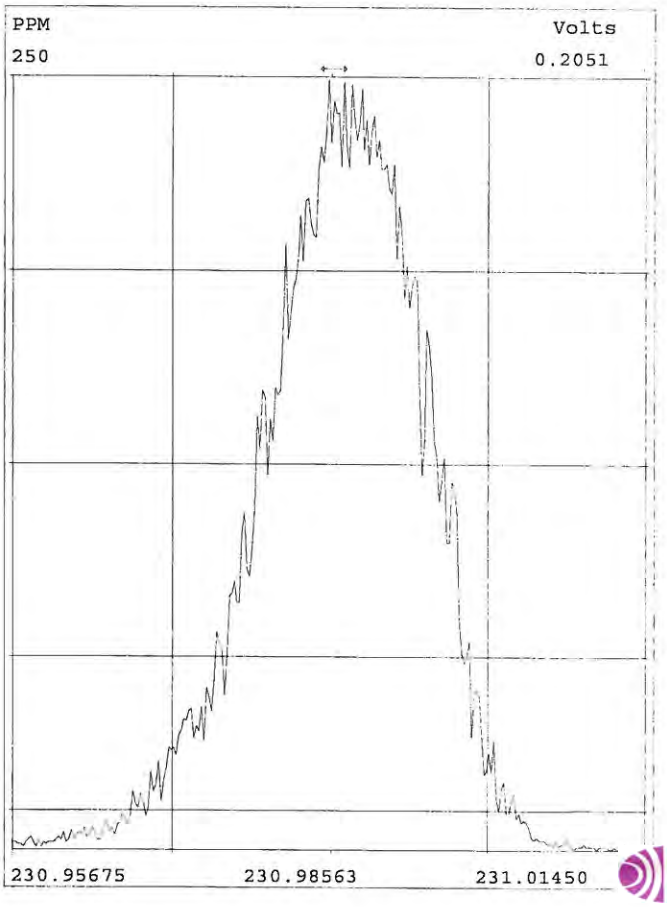

Peak Locate Examination:21-JUL-2015:11:42 File:MP51_135ACAL2
Experiment:MP-DB17MS-1_03 Function:2 Reference:PFK_1668A

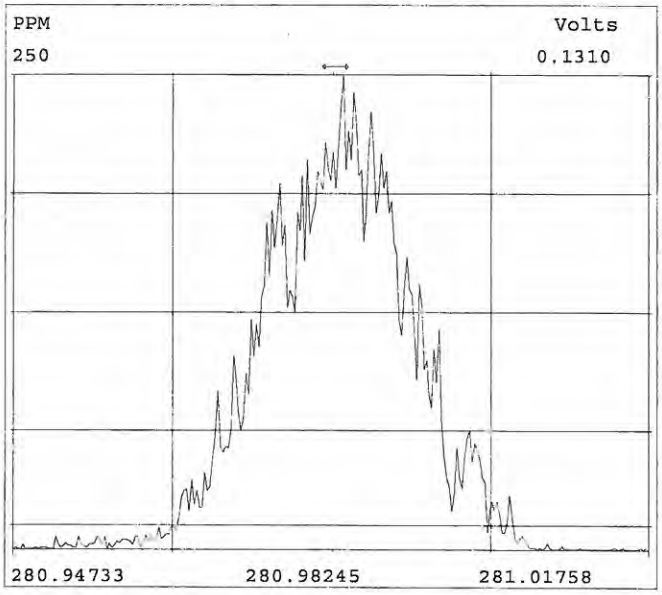

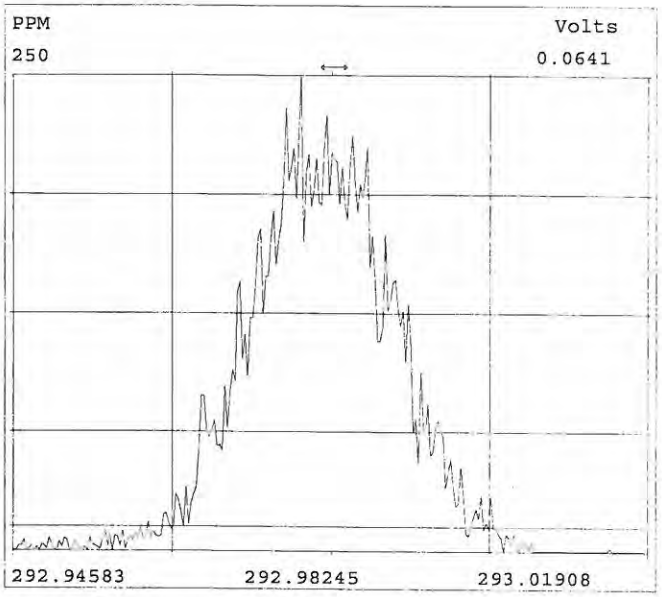

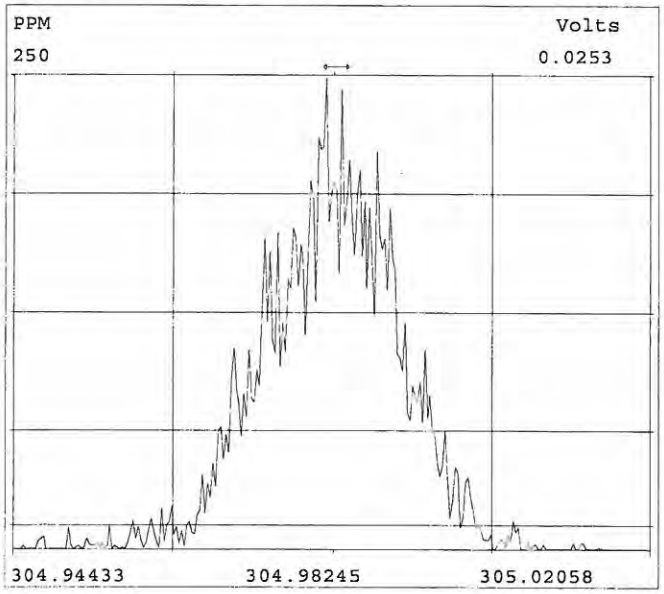

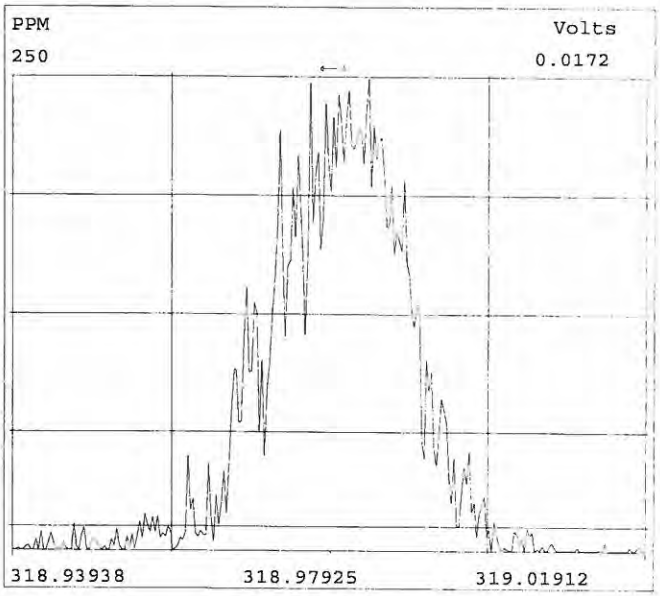

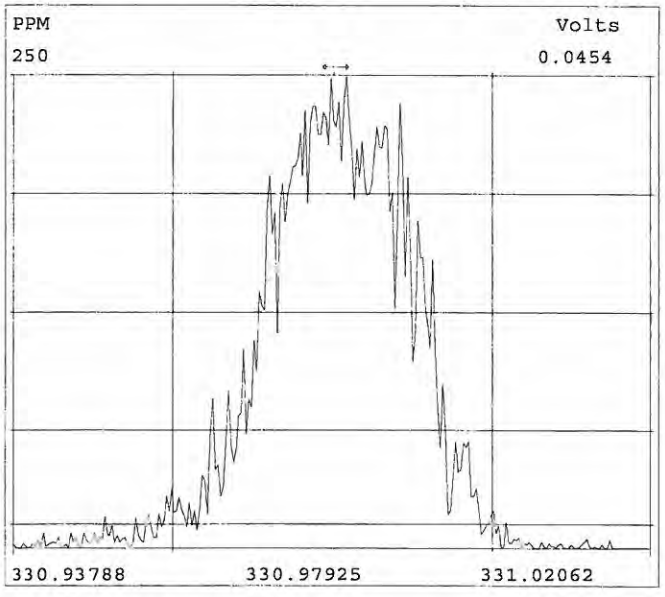

Peak Locate Examination:21-JUL-2015:11:42 File:MP51_135ACAL2
Experiment:MP-DB17MS-1_03 Function:3 Reference:PFK_1668A

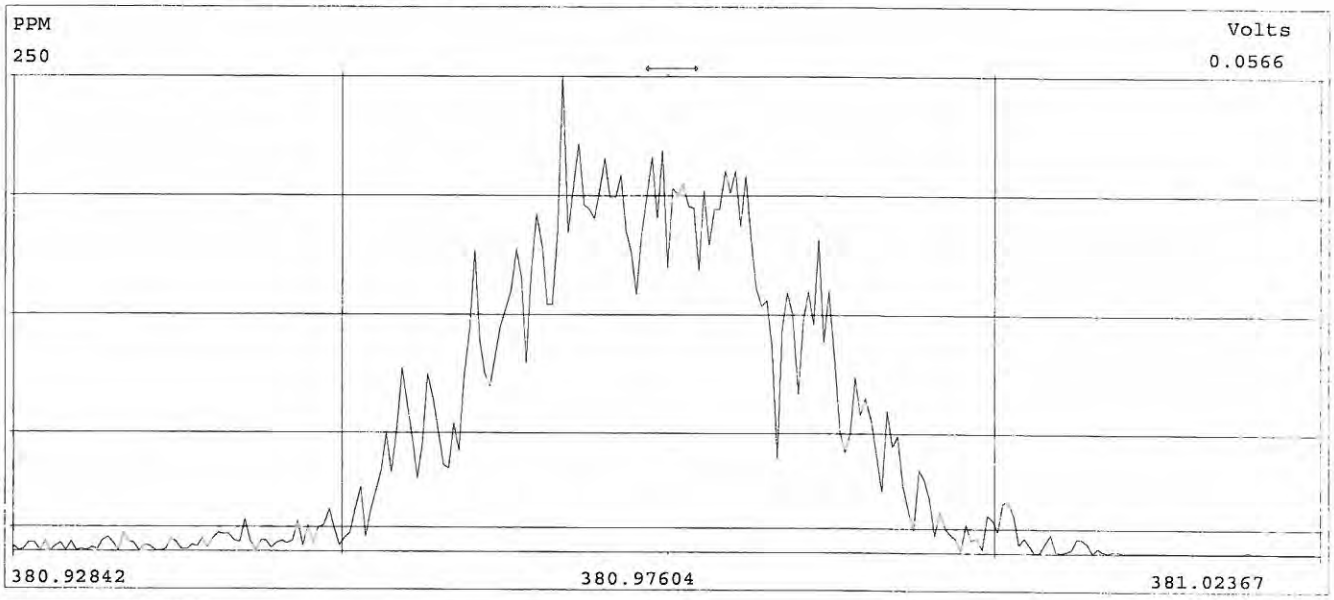

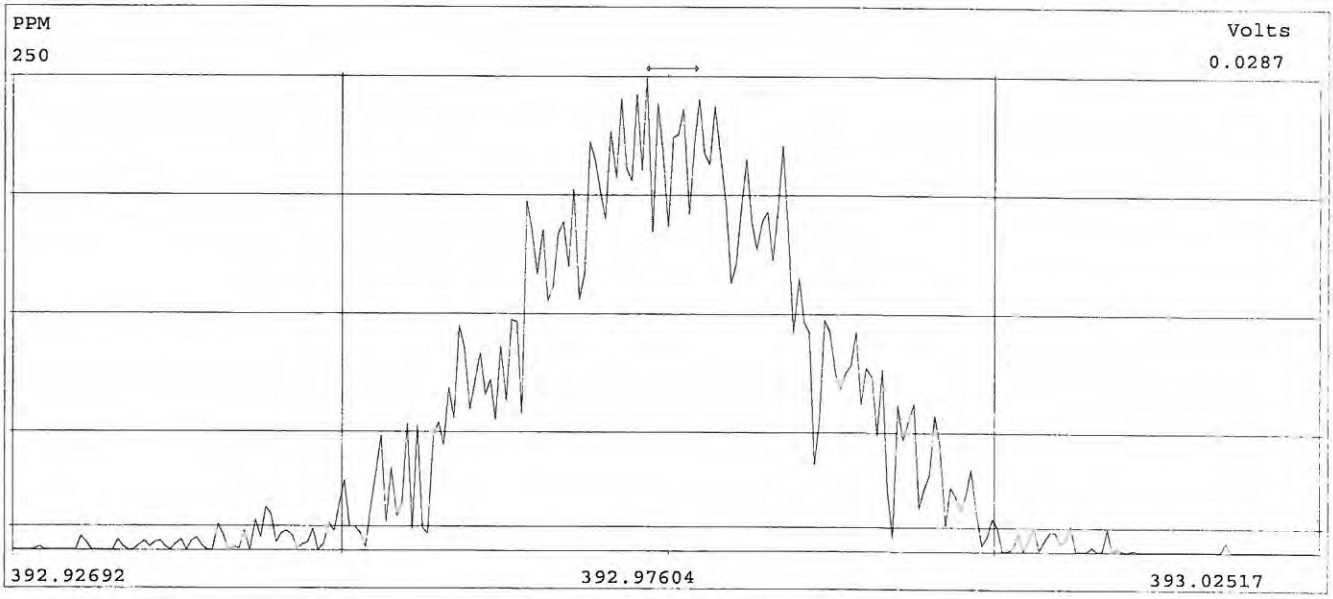

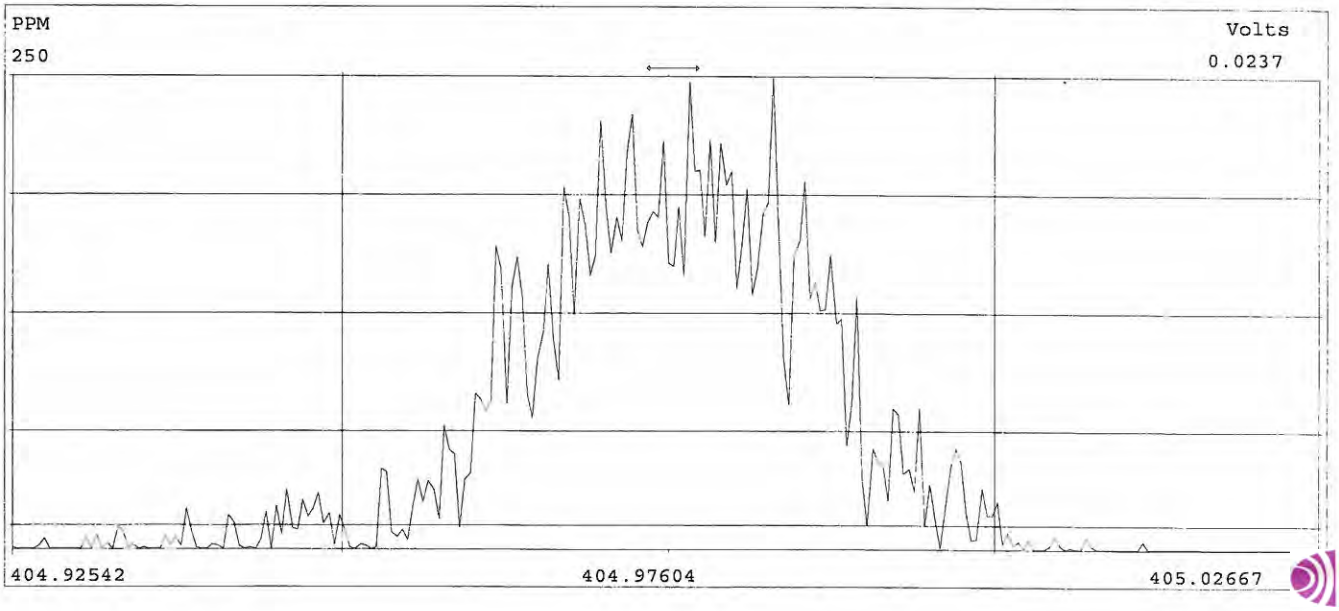

Peak Locate Examination:21-JUL-2015:11:43 File:MP51_135ACAL2
Experiment:MP-DB17MS-1_03 Function:4 Reference:PFK_1668A

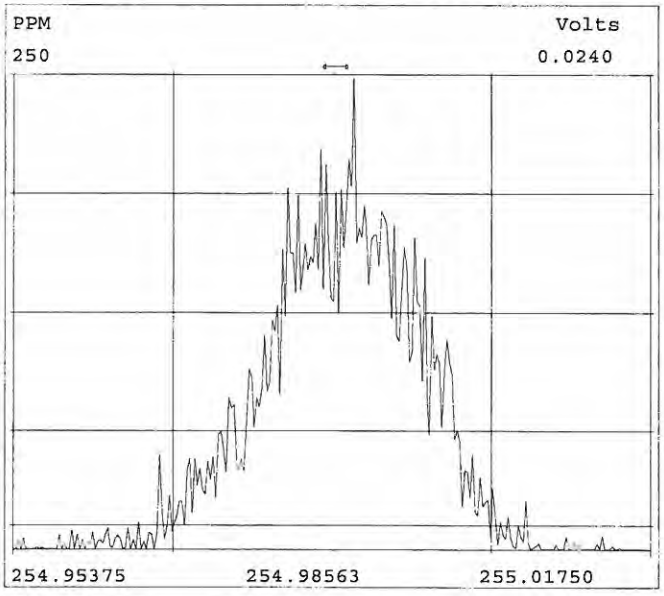

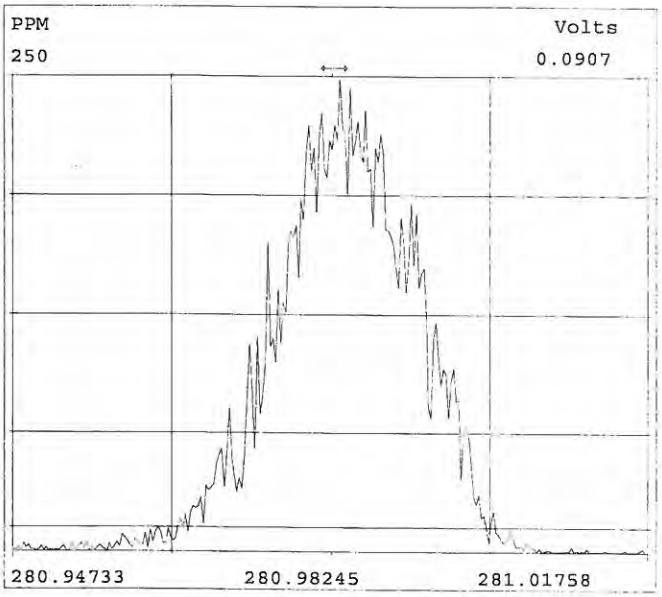

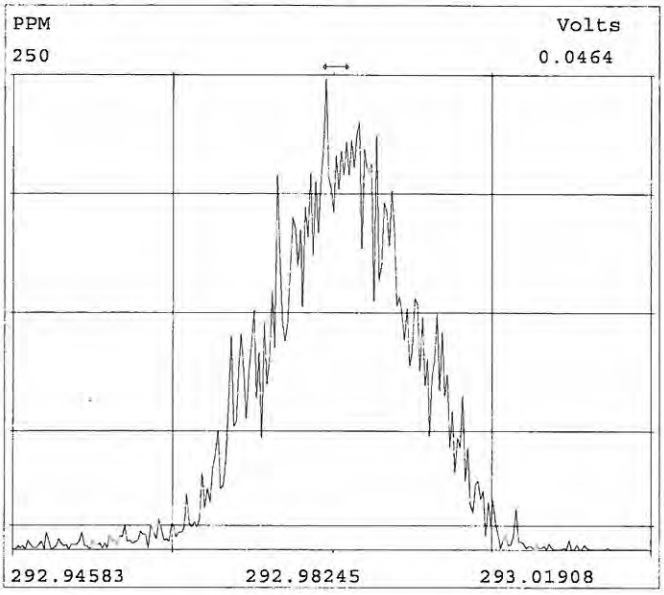

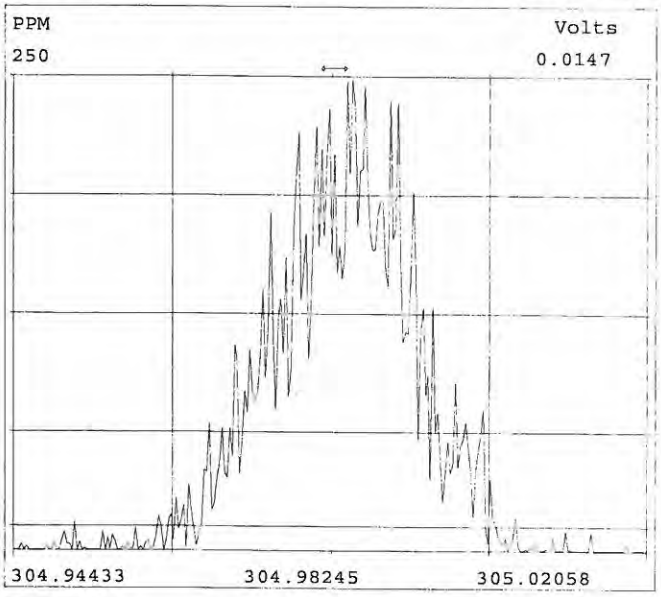

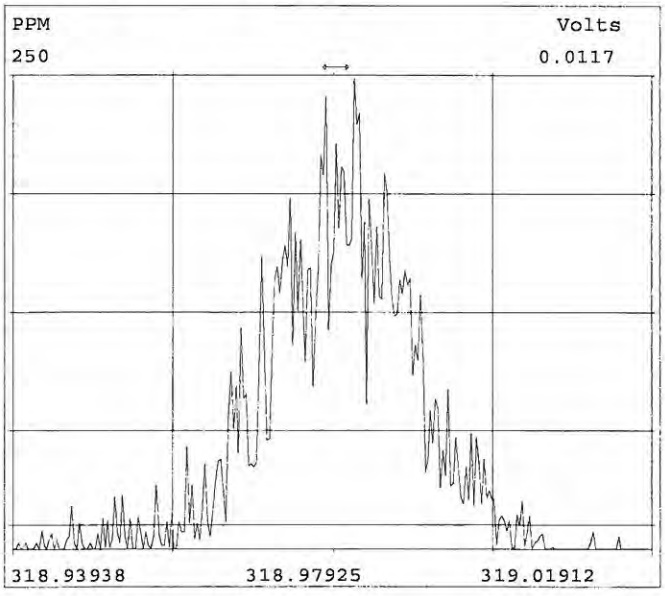

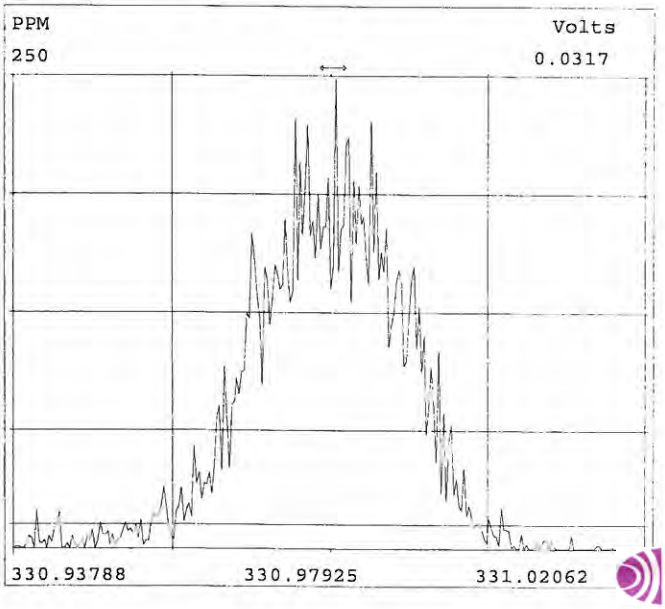

Peak Locate Examination:21-JUL-2015:11:43 File:MP51_135ACAL2
Experiment:MP-DB17MS-1_03 Function:5 Reference:PFK_1668A

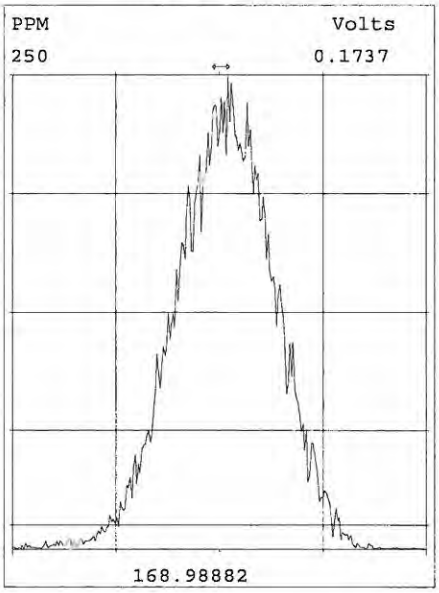

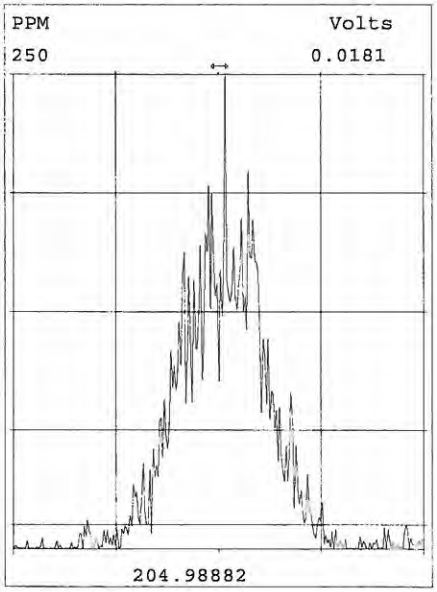

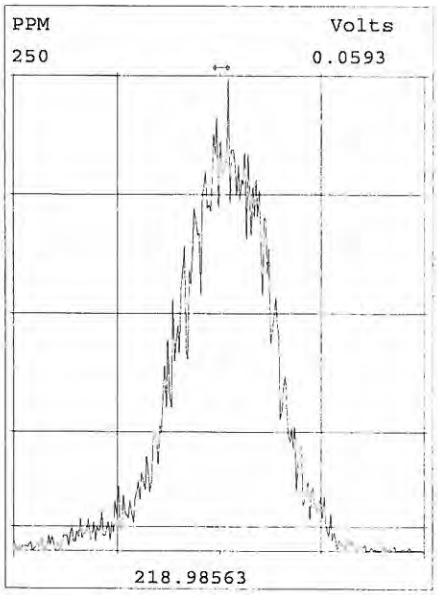

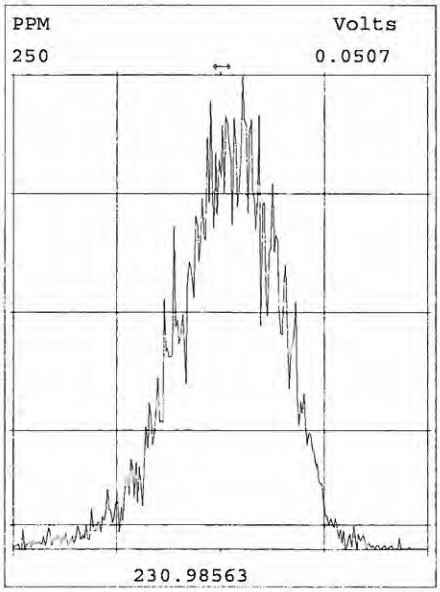

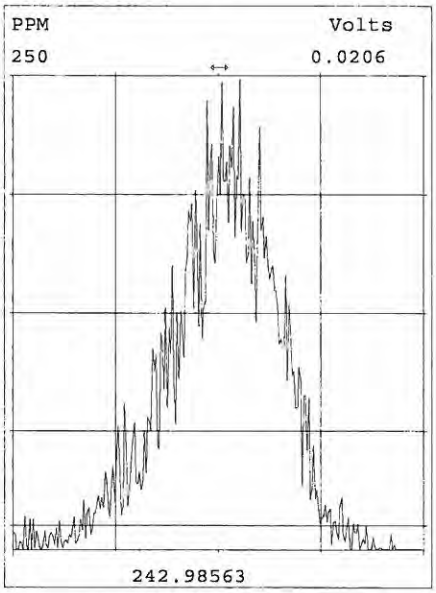

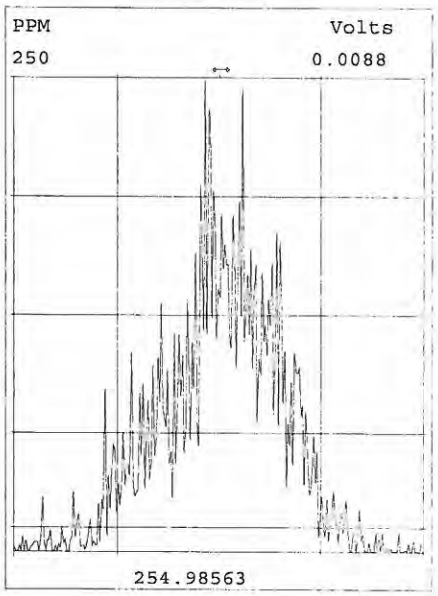

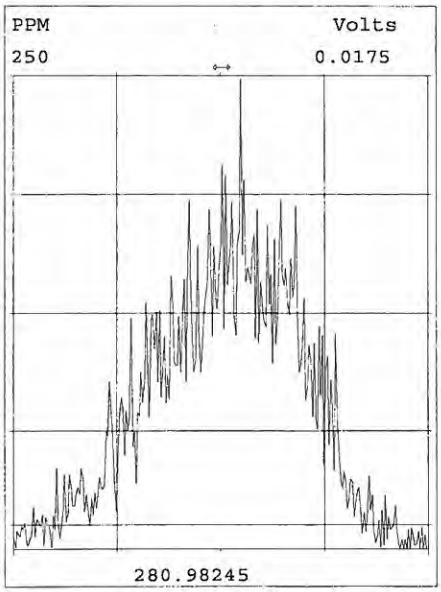

Peak Locate Examination:21-JUL-2015:11:44 File:MP51_135ACAL2
Experiment:MP-DB17MS-1_03 Function:6 Reference:PFK_1668A

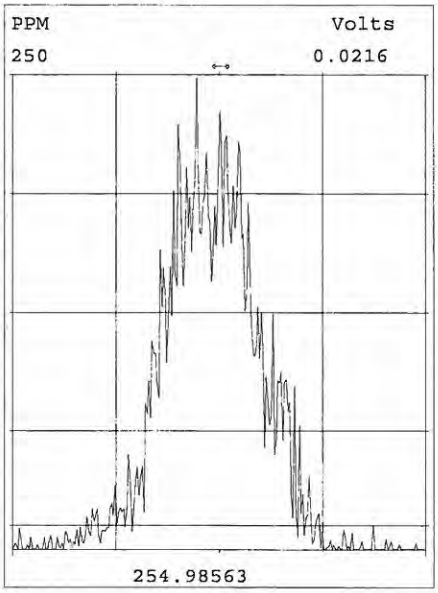

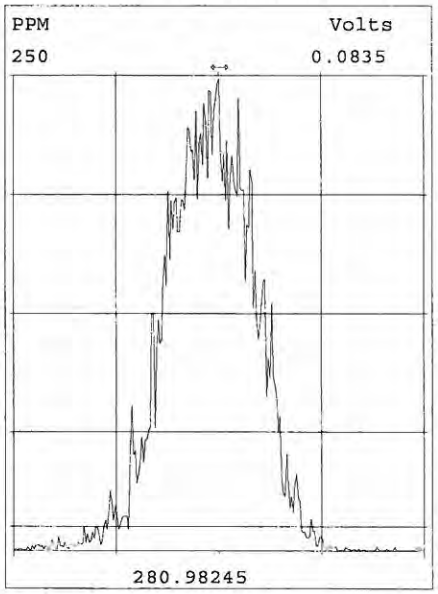

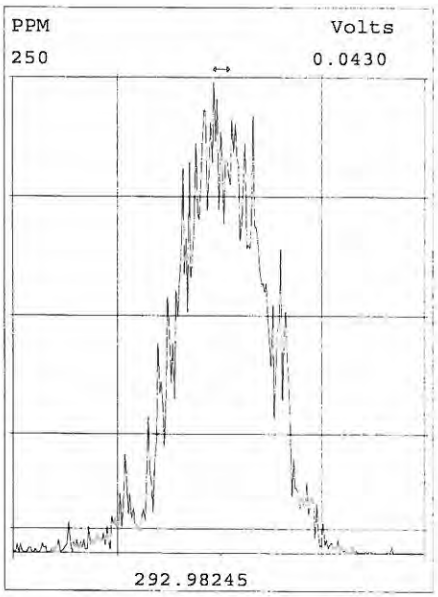

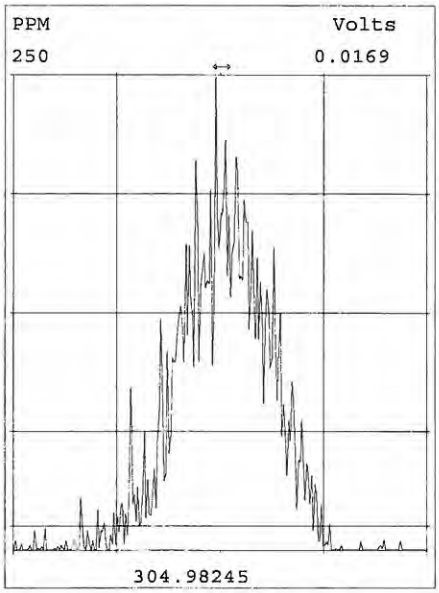

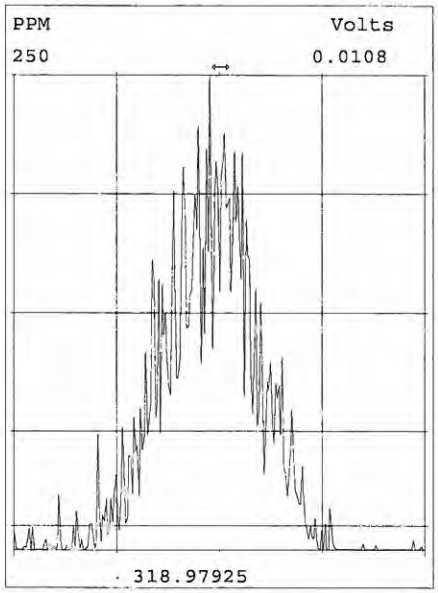

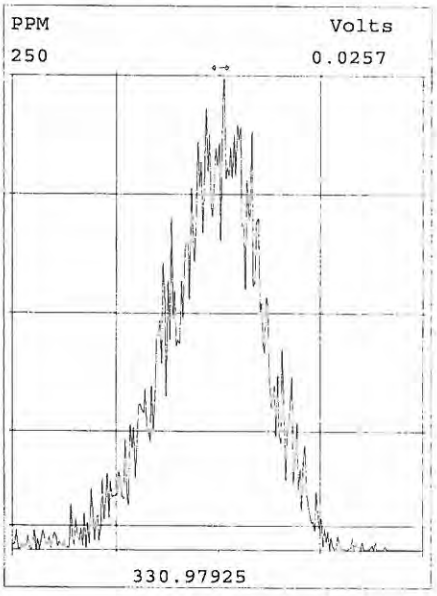

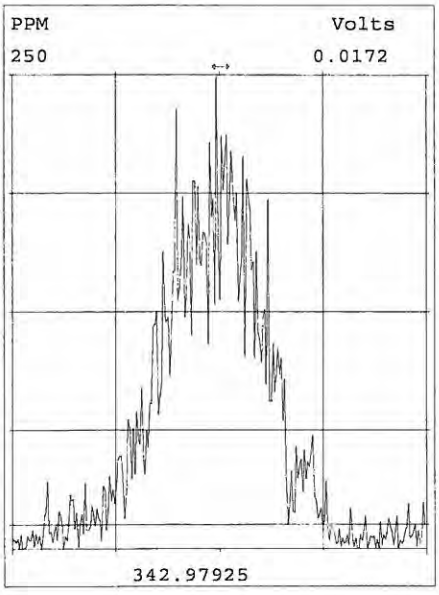

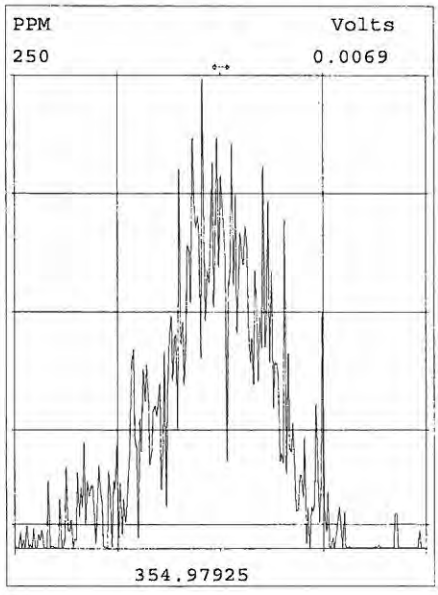

www.axysanalytical.com

MP51 135A-A

	c/q	Data Area	Data File	S	I	AnalyteTable	Factr #1	Factr #2	Size	HC	Sample Text	Comments	Done
1	c	STEM-DEFAULT	MP51_134	6	1	MP-DB17-C06	0.0500	1.0000	1.000000	y	MP004A-CAL,,»	1,,2.0uL CS-1/Se»	y
2	c	STEM-DEFAULT	MP51_134	5	1	MP-DB17-C06	0.1000	1.0000	1.000000	y	MP004B-CAL,,»	1,,2.0uL CS-2	y
3	c	STEM-DEFAULT	MP51_134	4	1	MP-DB17-C06	0.2000	1.0000	1.000000	y	MP004C-CAL,,»	1,,2.0uL CS-3	y
4	c	STEM-DEFAULT	MP51_134	3	1	MP-DB17-C06	1.0000	1.0000	1.000000	y	MP004D-CAL,,»	1,,2.0uL CS-4	y
5	c	STEM-DEFAULT	MP51_134	2	1	MP-DB17-C06	10.0000	1.0000	1.000000	y	MP004E-CAL,,»	1,,2.0uL CS-5/Cal	y
6	c	STEM-DEFAULT	MP51_134	9	1	MP-DB17-C06	50.0000	1.0000	1.000000	y	MP004F-CAL,,»	1,,2.0uL CS-6	y
7	c	STEM-DEFAULT	MP51_134	8	1	MP-DB17-C06	100.0000	1.0000	1.000000	y	MP004G-CAL,,»	1,,2.0uL CS-7	y
8	c	STEM-DEFAULT	MP51_134	7	1	MP-DB17-C06	200.0000	1.0000	1.000000	y	MP004H-CAL,,»	1,,2.0uL CS-8	y
9	q	STEM-DEFAULT	MP51_135A	4	1	MP-DB17-C06	10.0000	1.0000	1.000000	y	MP004E-CAL,,»	1,,2.0uL CS-5/Cal	y
10	q	STEM-DEFAULT	MP51_135A	5	1	MP-DB17-S12	1.0000	1.0000	0.100000	y	WG51828-102,»	1,WG51828,2.0/20»	y
11	q	STEM-DEFAULT	MP51_135A	6	1	MP-DB17-S12	1.0000	1.0000	1.000000	y	Toluene,,	1,,1.0uL	y
12	q	STEM-DEFAULT	MP51_135A	7	1	MP-DB17-S12	1.0000	1.0000	1.000000	y	Toluene,,	1,,1.0uL	y
13	q	STEM-DEFAULT	MP51_135A	8	1	MP-DB17-S12	1.0000	1.0000	4.000000	y	WG51828-101,»	1,WG51828,2.0/20»	y
14	q	STEM-DEFAULT	MP51_135A	9	1	MP-DB17-S12	1.0000	1.0000	4.084000	y	L23368-1,I,	1,WG51828,2.0/20»	y
15	q	STEM-DEFAULT	MP51_135A	10	1	MP-DB17-S12	1.0000	1.0000	4.190000	y	L23367-21,I,	1,WG51828,2.0/20»	y
16	q	STEM-DEFAULT	MP51_135A	11	1	MP-DB17-S12	1.0000	1.0000	4.172000	y	L23367-22,I,	1,WG51828,2.0/20»	y
17	q	STEM-DEFAULT	MP51_135A	12	1	MP-DB17-S12	1.0000	1.0000	4.145000	y	L23367-23,I,	1,WG51828,2.0/20»	y
18	q	STEM-DEFAULT	MP51_135A	13	1	MP-DB17-S12	1.0000	1.0000	4.205000	y	L23367-24,I,	1,WG51828,2.0/20»	y
19	q	STEM-DEFAULT	MP51_135A	14	1	MP-DB17-S12	1.0000	1.0000	4.184000	y	L23367-14,I,	1,WG51828,2.0/20»	y
20	q	STEM-DEFAULT	MP51_135A	15	1	MP-DB17-S12	1.0000	1.0000	4.139000	y	L23367-15,I,	1,WG51828,2.0/20»	y
21	q	STEM-DEFAULT	MP51_135A	16	1	MP-DB17-S12	1.0000	1.0000	4.180000	y	L23367-16,W,	4,WG51828,2.0/80»	y
22	q	STEM-DEFAULT	MP51_135A	17	1	MP-DB17-S12	1.0000	1.0000	1.000000	y	WG51828-103,»	1,WG51828,2.0/20»	y
23	q	STEM-DEFAULT	MP51_135A	18	1	MP-DB17-C06	10.0000	1.0000	1.000000	y	MP004E-CAL,,»	1,,1.0uL Cal	y

AXYS METHOD MLA-905 Rev 01

Form 4A
CALIBRATION VERIFICATION

AXYS ANALYTICAL SERVICES
2045 MILLS RD., SIDNEY, B.C., CANADA
V8L 5X2 TEL (250) 655-5800 FAX (250) 655-5811

Initial Calibration Date:	17-Jul-2015	**VER Data Filename:**	MP51_135A S: 4
Instrument ID:	HR GC/MS	**Analysis Date:**	20-Jul-2015
GC Column ID:	DB17-MS	**Analysis Time:**	15:25:58

COMPOUND	CAS NO.	LAB FLAG [1]	m/e ION CHANNELS	ION ABUND. RATIO	QC LIMITS	CONC. FOUND (ng/mL)	CONC. RANGE (ng/mL)
3-OH-Chrysene	63019-39-6		316/301	2.02	1.31-2.73	48.8	35.8-66.6
3-OH-Benzo[a]pyrene	13345-21-6		340/325	5.10	3.32-6.89	56.5	36.6-68.0
9-OH-Benzo[a]pyrene	17573-21-6		340/325	6.80	4.42-9.18	51.0	35.9-66.7
3-OH-Benz[a]anthracene	4834-35-9		316/301	2.04	1.33-2.75	49.2	35.4-65.8

(1) Where applicable, custom lab flags have been used on this report.

These data are validated and reported as accurate and in accord with AXYS Analytical Services Ltd. ISO17025 compliant quality assurance processes.
Signed: _____Million Woudneh_____

For Axys Internal Use Only [XSL Template: Pest4A.xsl; Created: 17-Aug-2015 10:43:23; Application: XMLTransformer-1.14.15;
Report Filename: GENERIC-SPECS_Pest_MP51_135AS4__Form4A_SJ1912489.html; Workgroup: WG51828; Design ID: 2302]

AXYS METHOD MLA-905 Rev 01

Form 4B
CALIBRATION VERIFICATION

AXYS ANALYTICAL SERVICES
2045 MILLS RD., SIDNEY, B.C., CANADA
V8L 5X2 TEL (250) 655-5800 FAX (250) 655-5811

Initial Calibration Date:	17-Jul-2015	**VER Data Filename:**	MP51_135A S: 4
Instrument ID:	HR GC/MS	**Analysis Date:**	20-Jul-2015
GC Column ID:	DB17-MS	**Analysis Time:**	15:25:58

LABELED COMPOUND	CAS NO.	LAB FLAG [1]	m/e ION CHANNELS	ION ABUND. RATIO	QC LIMITS	CONC. FOUND (ng/mL)	CONC. RANGE (ng/mL)
13C6-3-OH-Chrysene			322/307	1.92	1.25-2.59	278	126-379
13C6-1-OH-Benz[a]anthracene			322/307	2.47	1.61-3.33	305	126-378
d11-3-OH-Benzo[a]pyrene			351/336	5.97	3.88-8.06	286	49.8-299

(1) Where applicable, custom lab flags have been used on this report.

These data are validated and reported as accurate and in accord with AXYS Analytical Services Ltd. ISO17025 compliant quality assurance processes.
Signed: _____Million Woudneh_____

For Axys Internal Use Only [XSL Template: Pest4B.xsl; Created: 17-Aug-2015 10:43:23; Application: XMLTransformer-1.14.15;
Report Filename: GENERIC-SPECS_Pest_MP51_135AS4__Form4B_SJ1912489.html; Workgroup: WG51828; Design ID: 2302]

www.axysanalytical.com

Experiment : MP-DB17MS-1_03
GC Program : MP-DB17MS-1_01
Column type : DB17-MS
Serial # : USB503442H
kPa : 143
Vol injected: 2.0uL
PMT Voltage : 399

Temps -source: 250
-s resv: 160
-re_ent: 270
-cap_1 : 270
-cap_2 : 270

Tune : MO
List : VR
Check :
LIMS :
Logfile:

Date -list : 20-JUL-2015
-liner : 22-JUL-2015
-septum: 22-JUL-2015
-guard : 60cm 22-JUL-2015
-column: 30cm 21-JUL-2015
-t line: NEW 26-JUN-2015

#	Data file	S	V	Sample Text	Comments	Acquisition Date/Time
1	MP51_136B	1	1	MP004E-CAL,,/03	1,,2.0uL CS-5/Cal	22-JUL-15 21:59:34
2	MP51_136B	2	2	MP004E-CAL,,/03	1,,2.0uL CS-5/Cal	22-JUL-15 22:34:35
3	MP51_136B	3	3	Toluene,,	1,,1.0uL	22-JUL-15 23:08:40
4	MP51_136B	4	4	Toluene,,	1,,1.0uL	22-JUL-15 23:42:46
5	MP51_136B	5	5	L23368-2,WI2,	4,WG51828,2.0/800uL	23-JUL-15 00:16:52
6	MP51_136B	6	6	L23367-19,WI2,	4,WG51828,2.0/800uL	23-JUL-15 00:50:57
7	MP51_136B	7	7	L23367-20,WI2,	4,WG51828,2.0/800uL	23-JUL-15 01:25:03
8	MP51_136B	8	8	L23367-17,WI2,	4,WG51828,2.0/800uL	23-JUL-15 01:59:10
9	MP51_136B	9	9	L23367-18,WI2,	4,WG51828,2.0/800uL	23-JUL-15 02:33:15
10	MP51_136B	10	10	MP004E-CAL,,/03	1,,2.0uL CS-5/Cal	23-JUL-15 03:07:21
11	MP51_136B	11	11	MP004E-CAL,,/03	1,,2.0uL CS-5/Cal	23-JUL-15 07:39:56
12	MP51_136B	12	12	MP004E-CAL,,/03	1,,2.0uL CS-5/Cal	23-JUL-15 10:29:53
13	MP51_136B	13	13	Toluene,,	1,,1.0uL	23-JUL-15 11:27:47
14	MP51_136B	14	14	Toluene,,	1,,1.0uL	23-JUL-15 12:01:55
15	MP51_136B	15	15	L23368-3,WI,	4,WG51828,2.0/800uL	23-JUL-15 12:36:00
16	MP51_136B	16	16	L23368-4,WI,	4,WG51828,2.0/800uL	23-JUL-15 13:10:07
17	MP51_136B	17	17	L23368-5,WI,	4,WG51828,2.0/800uL	23-JUL-15 13:44:12
18	MP51_136B	18	18	L23367-11,WI,	4,WG51828,2.0/800uL	23-JUL-15 14:18:18
19	MP51_136B	19	19	L23367-12,WI,	4,WG51828,2.0/800uL	23-JUL-15 14:52:24
20	MP51_136B	20	20	L23367-13,WI,	4,WG51828,2.0/800uL	23-JUL-15 15:26:34
21	MP51_136B	21	21	MP004E-CAL,,/03	1,,2.0uL CS-5/Cal	23-JUL-15 16:00:42
22	MP51_136B	22	22	MP004E-CAL,,/03	1,,2.0uL CS-5/Cal	23-JUL-15 16:34:49

Peak Locate Examination:22-JUL-2015:21:55 File:MP51_136BCAL1
Experiment:MP-DB17MS-1_03 Function:1 Reference:PFK_1668A

Approved by MO 22-Jul-15

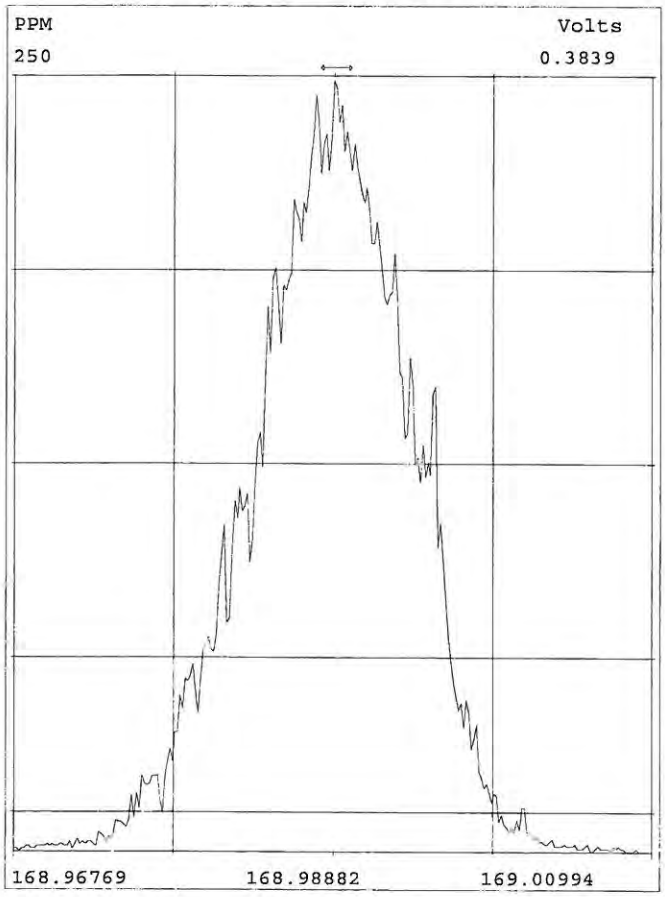

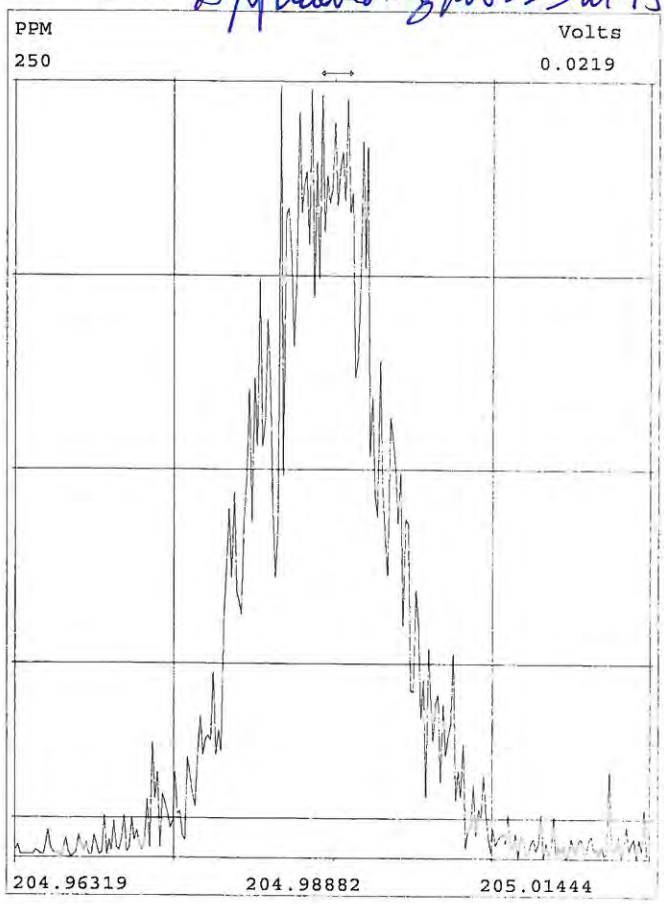

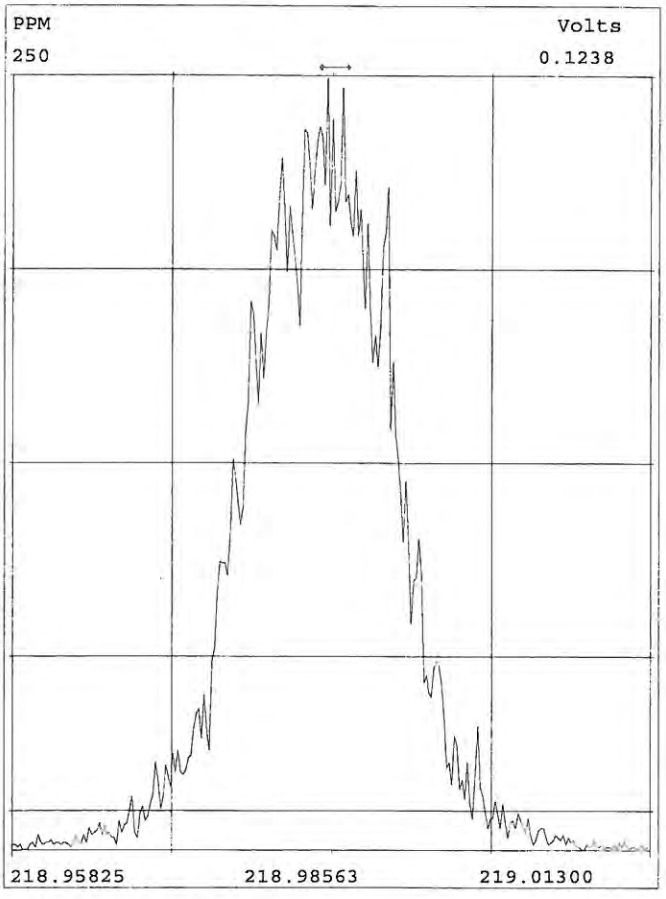

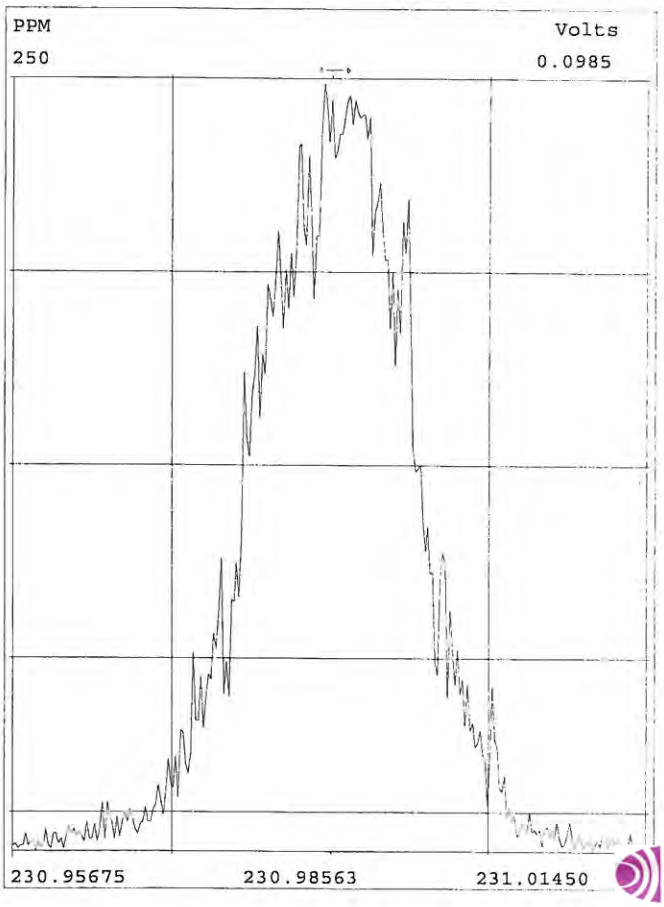

Peak Locate Examination:22-JUL-2015:21:56 File:MP51_136BCAL1
Experiment:MP-DB17MS-1_03 Function:2 Reference:PFK_1668A

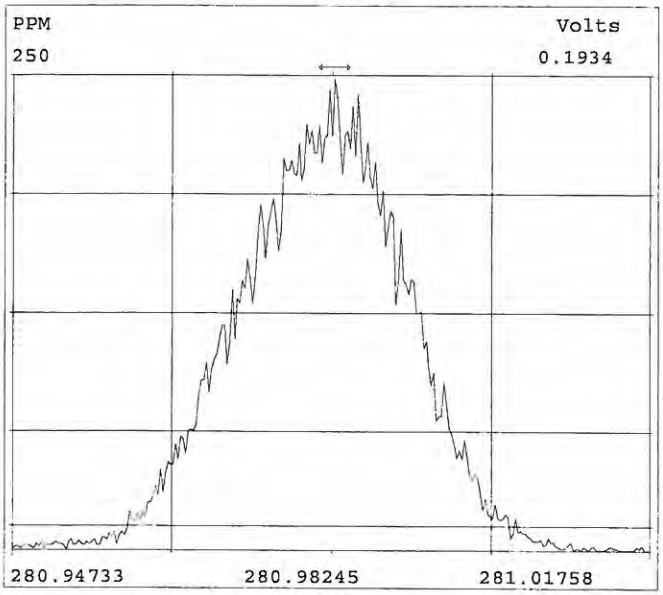

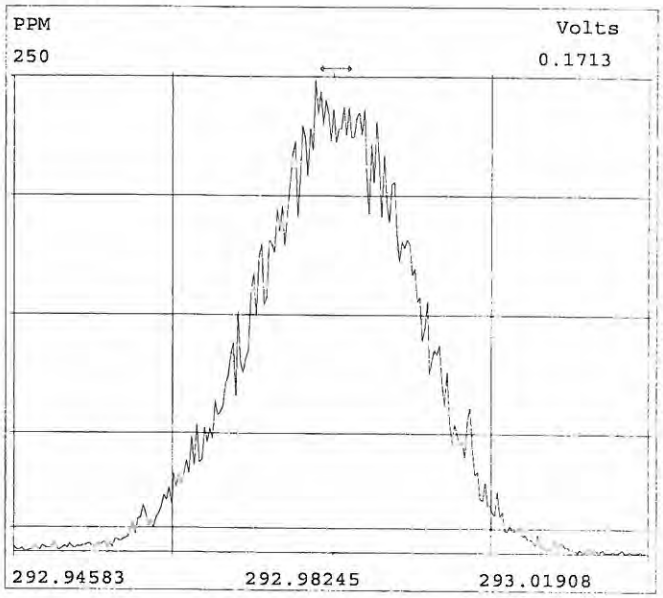

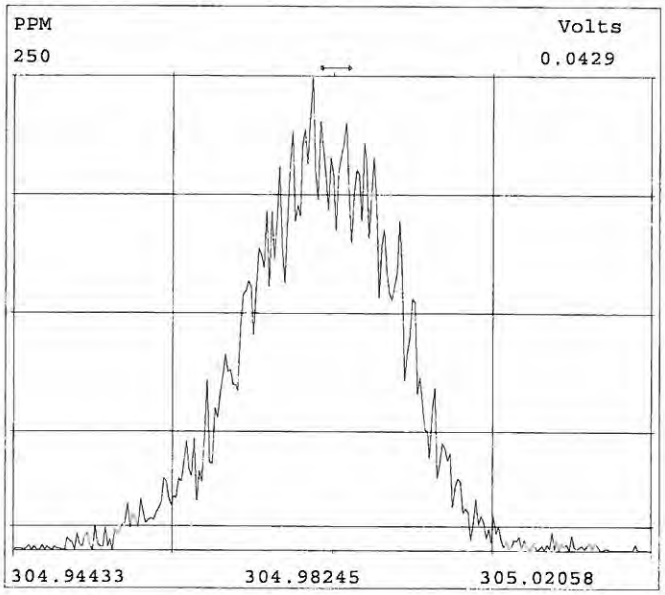

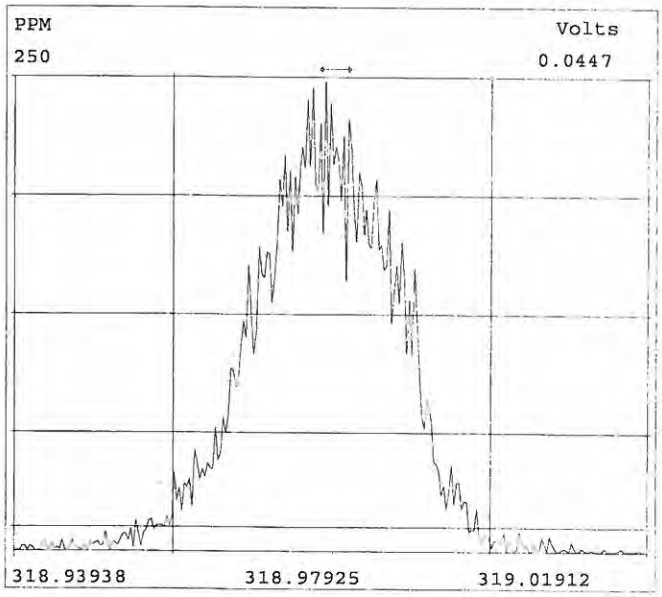

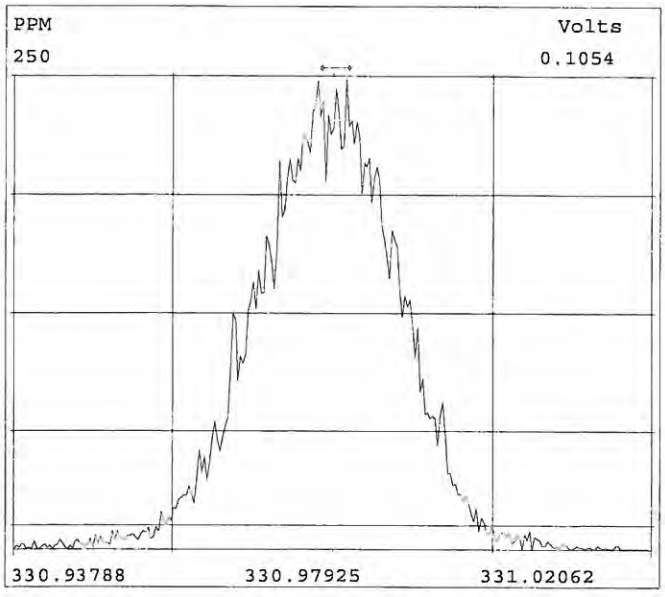

Peak Locate Examination:22-JUL-2015:21:56 File:MP51_136BCAL1
Experiment:MP-DB17MS-1_03 Function:3 Reference:PFK_1668A

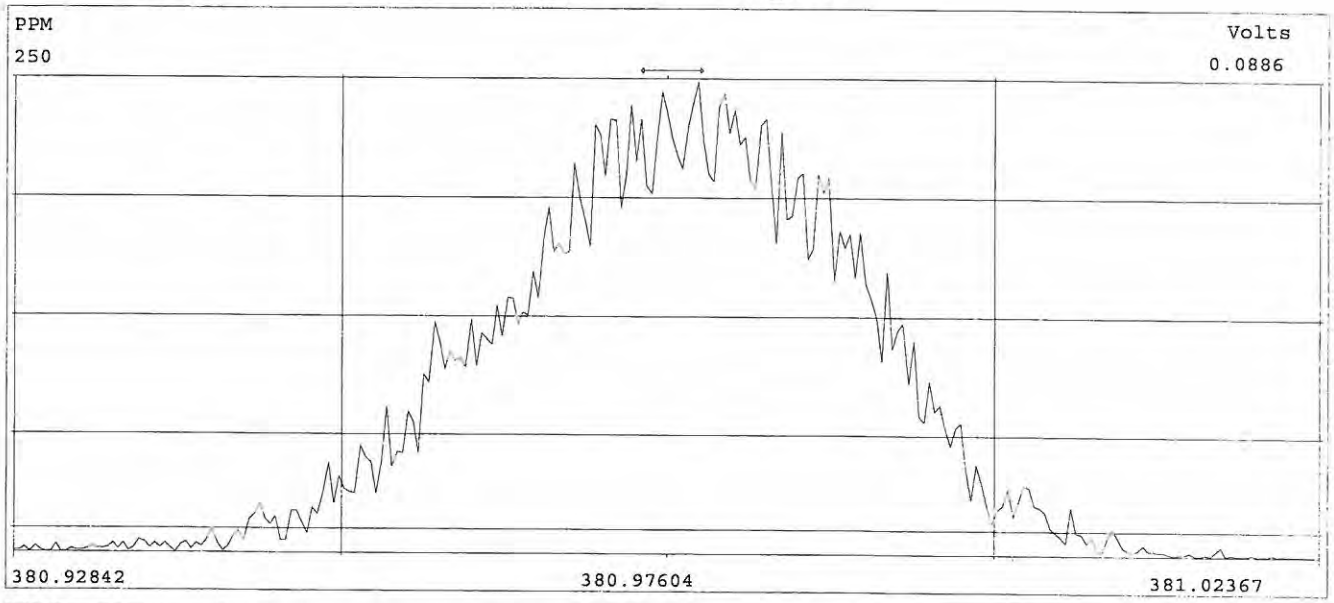

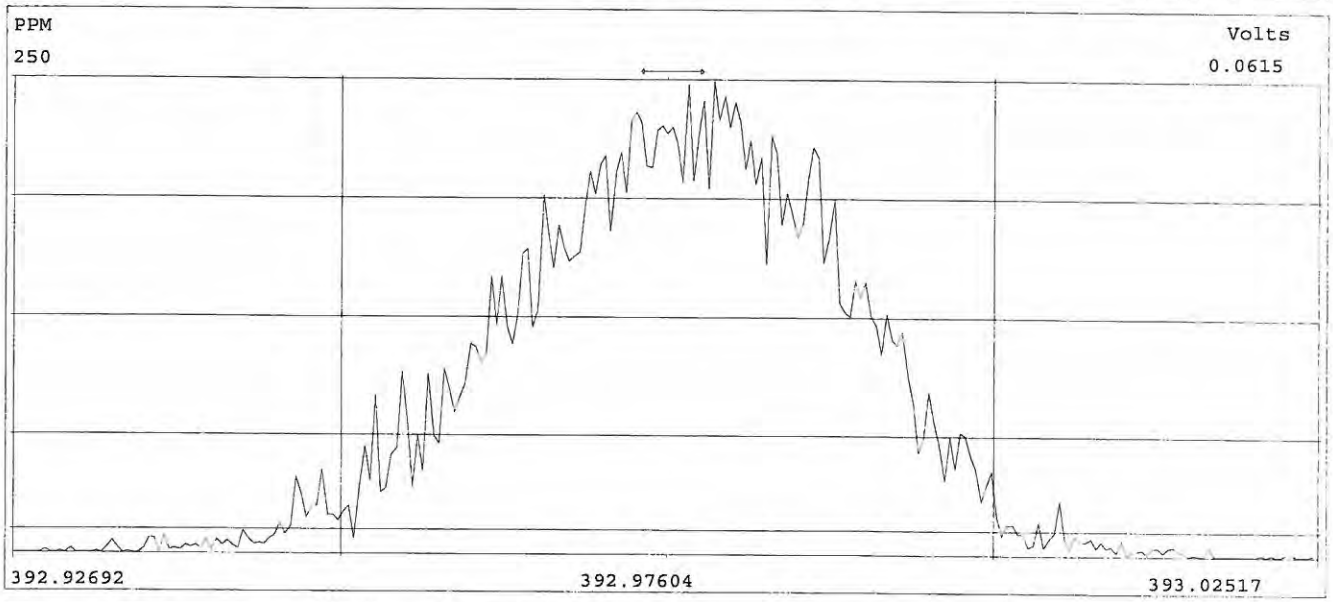

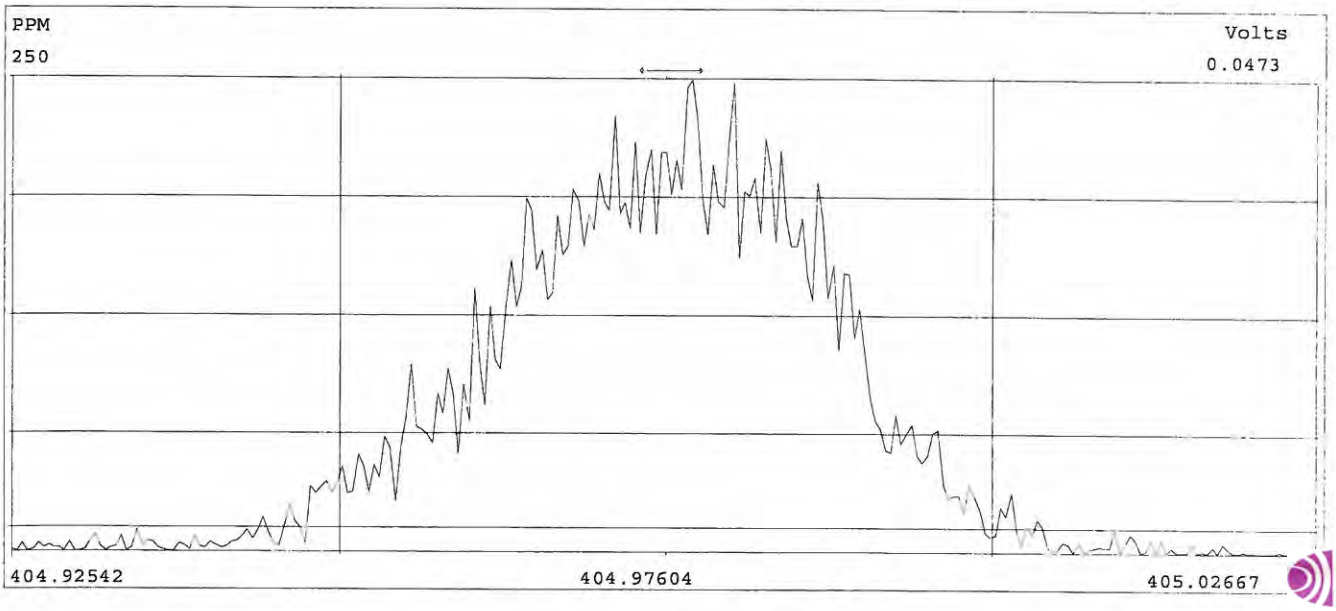

Peak Locate Examination:22-JUL-2015:21:57 File:MP51_136BCAL1
Experiment:MP-DB17MS-1_03 Function:4 Reference:PFK_1668A

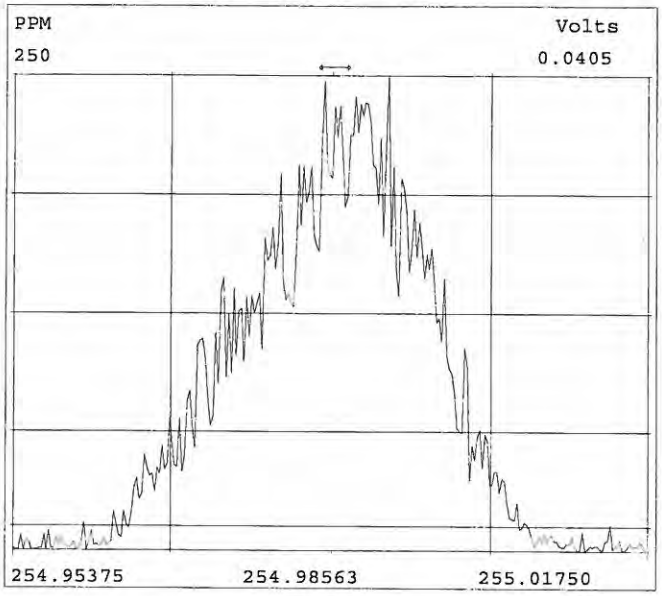

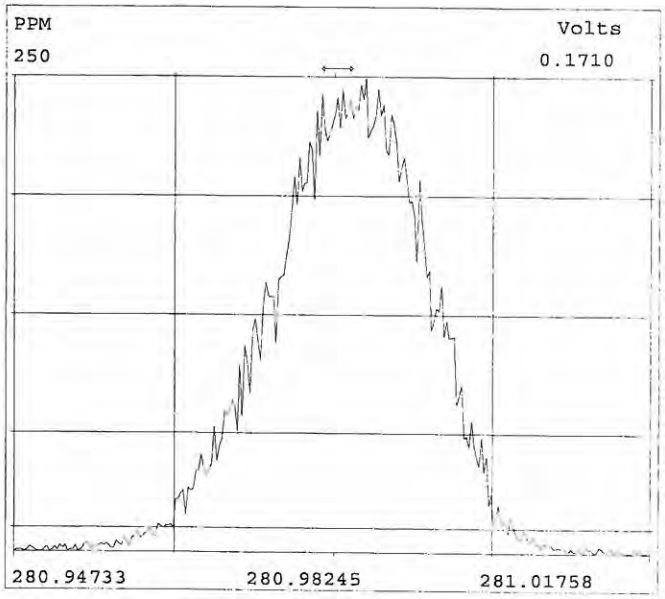

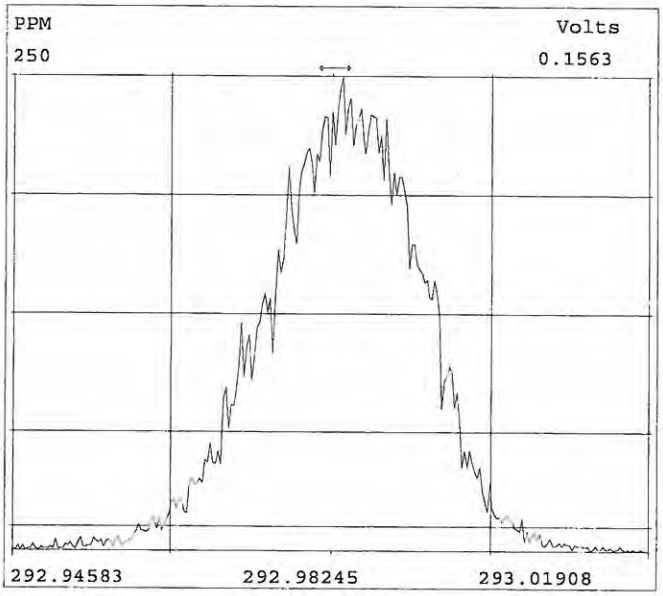

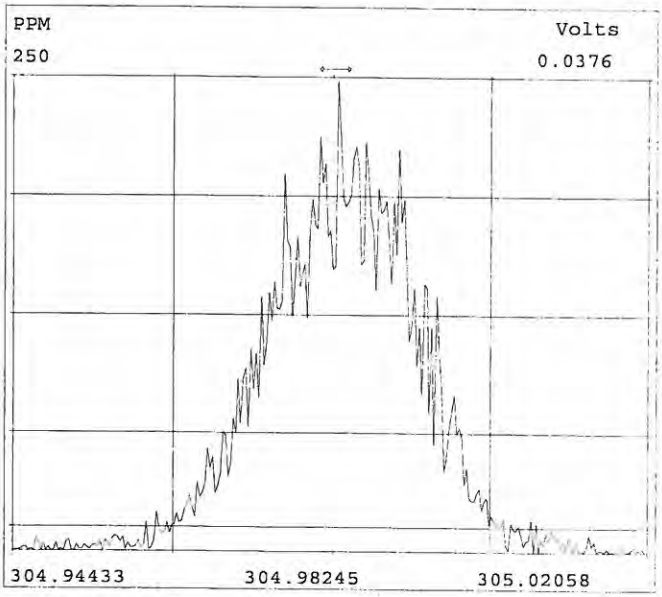

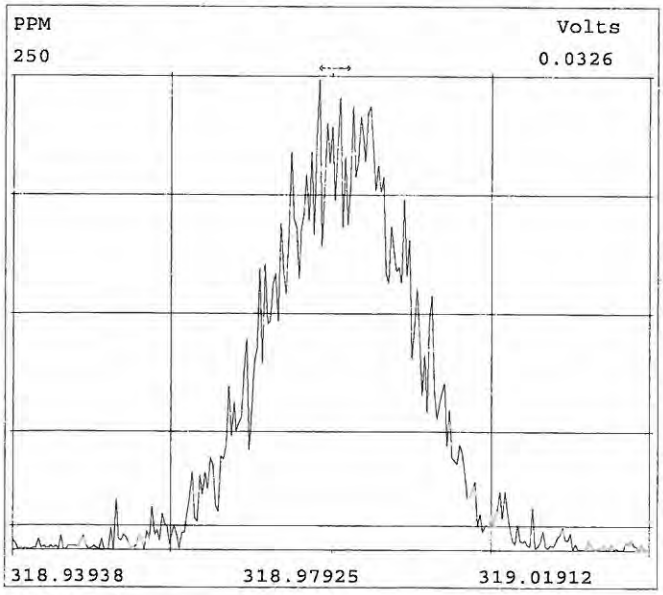

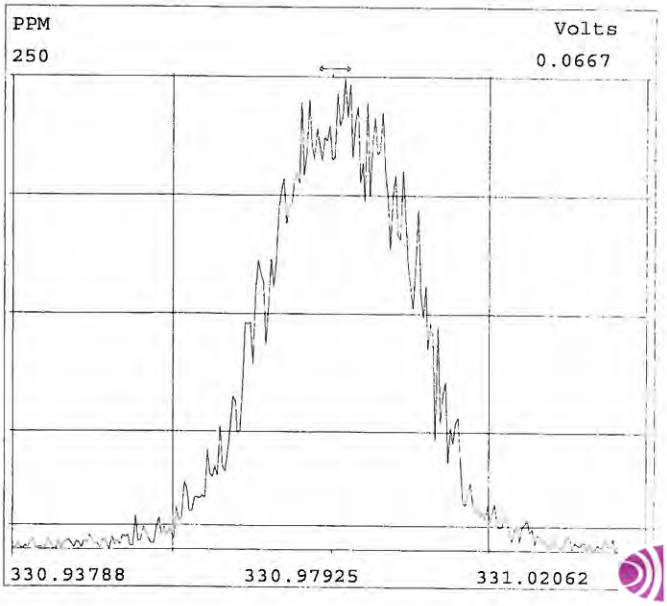

Peak Locate Examination:22-JUL-2015:21:57 File:MP51_136BCAL1
Experiment:MP-DB17MS-1_03 Function:5 Reference:PFK_1668A

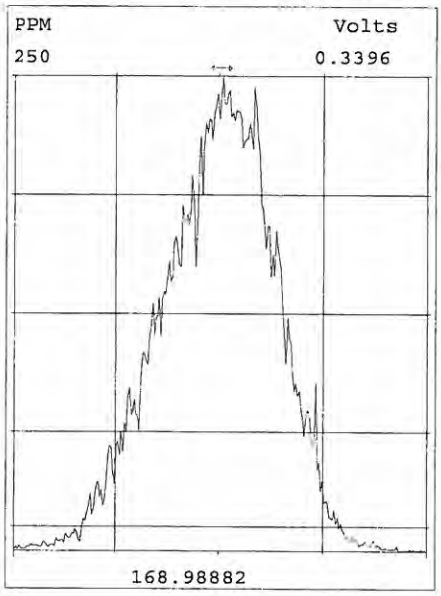

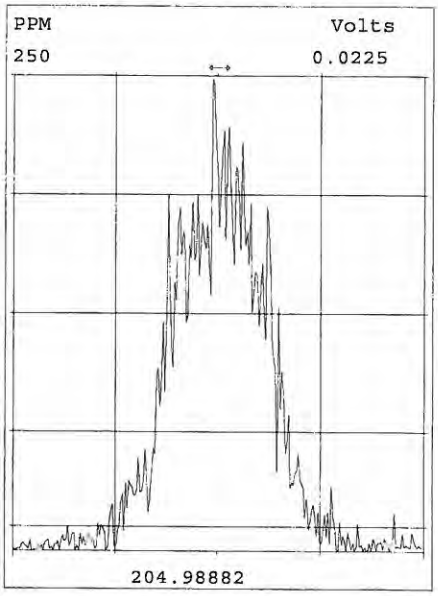

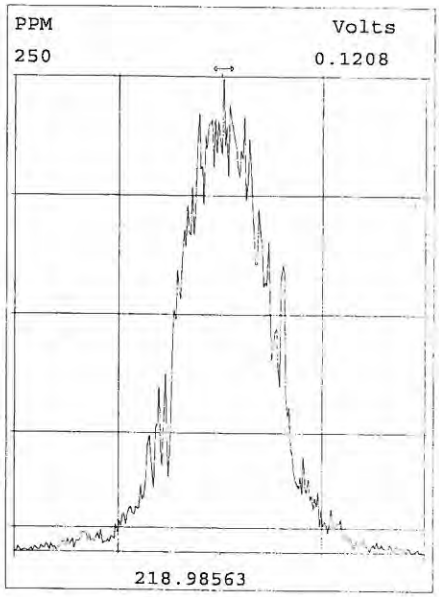

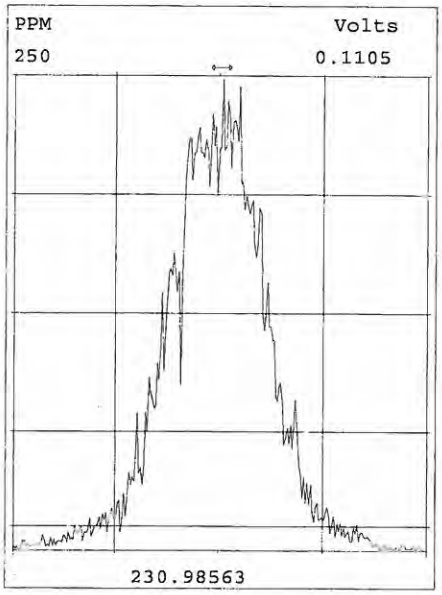

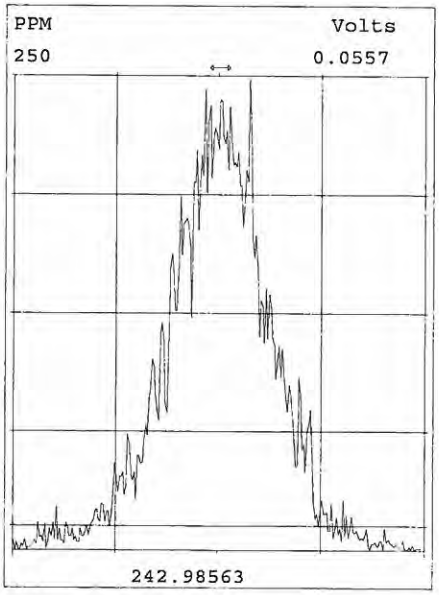

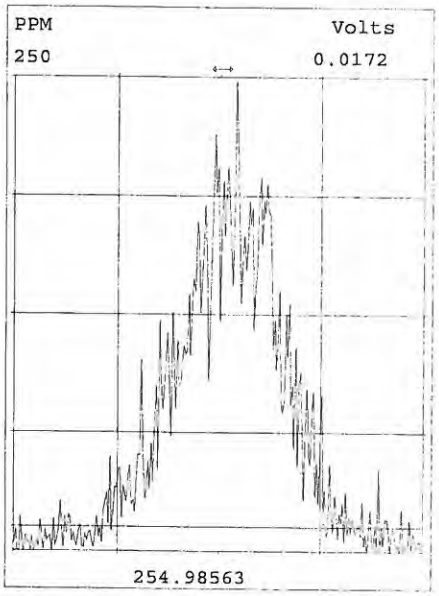

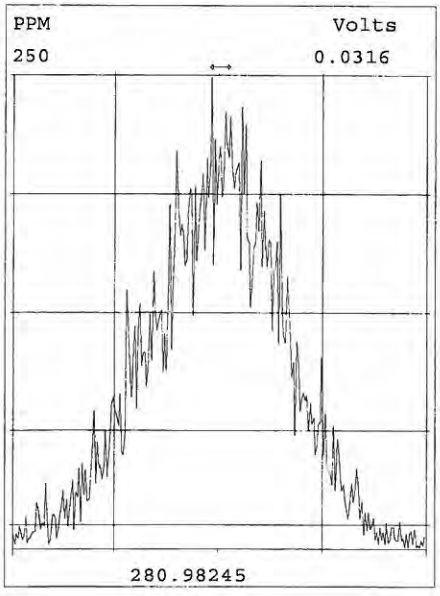

Peak Locate Examination:22-JUL-2015:21:58 File:MP51_136BCAL1
Experiment:MP-DB17MS-1_03 Function:6 Reference:PFK_1668A

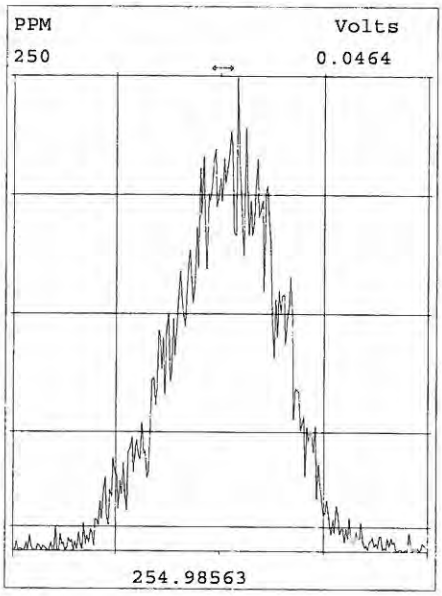

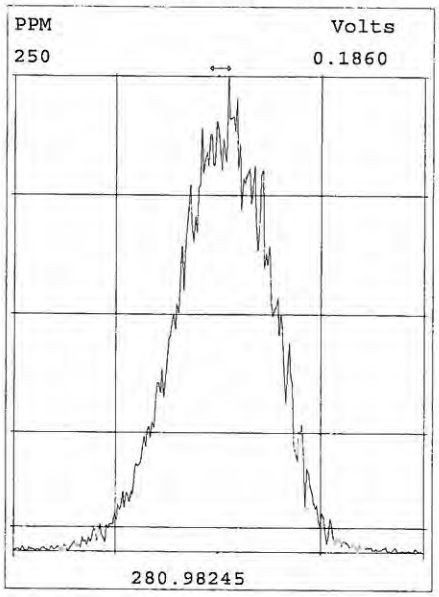

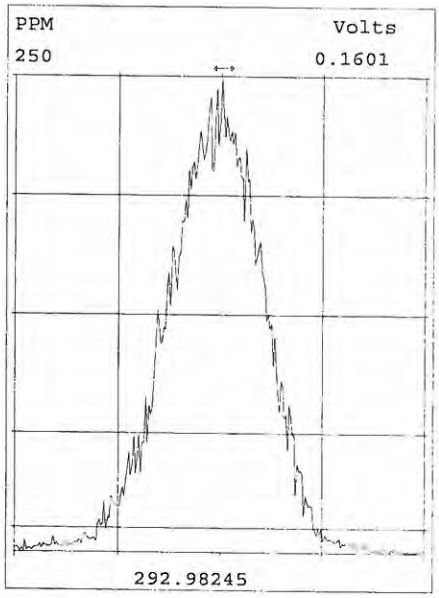

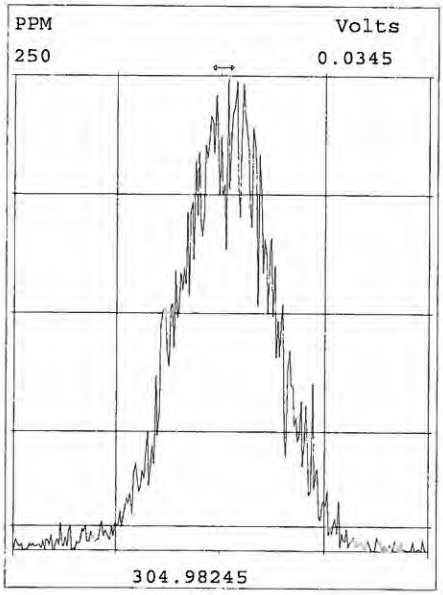

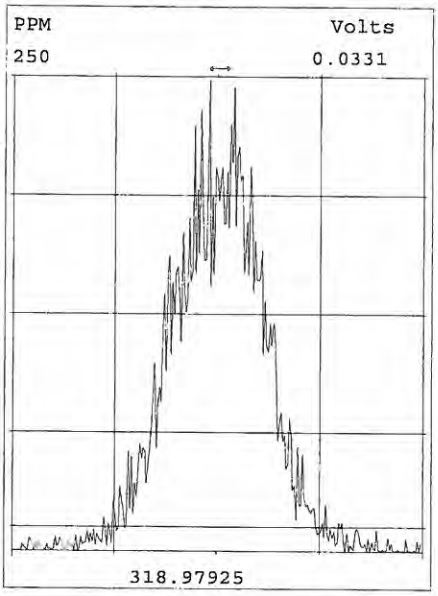

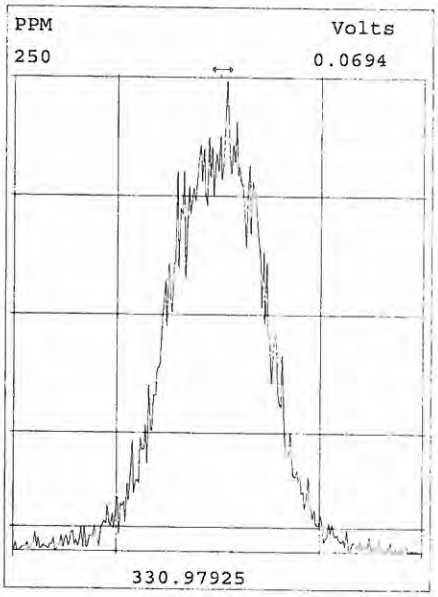

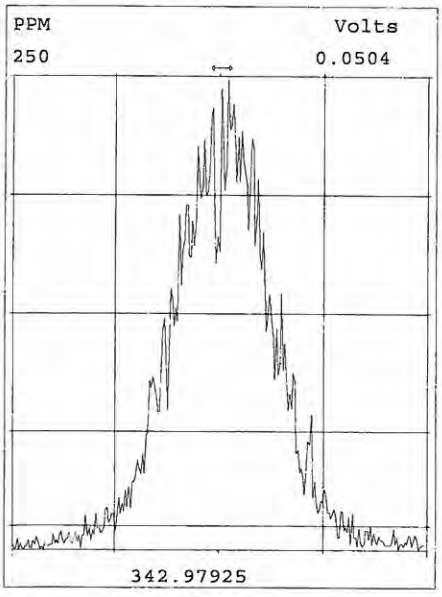

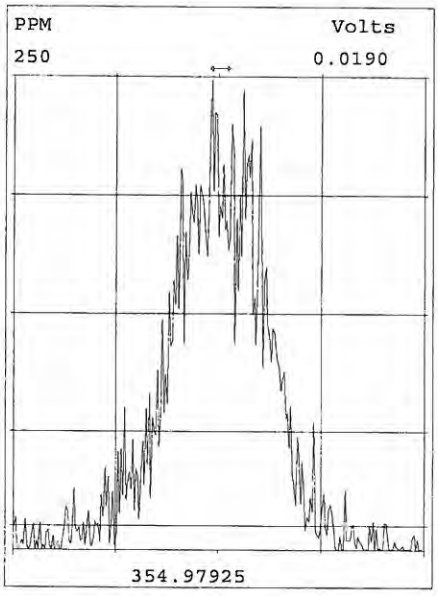

Peak Locate Examination:23-JUL-2015:17:11 File:MP51_136BCAL2
Experiment:MP-DB17MS-1_03 Function:1 Reference:PFK_1668A

Approved by MO 23-Jul-15

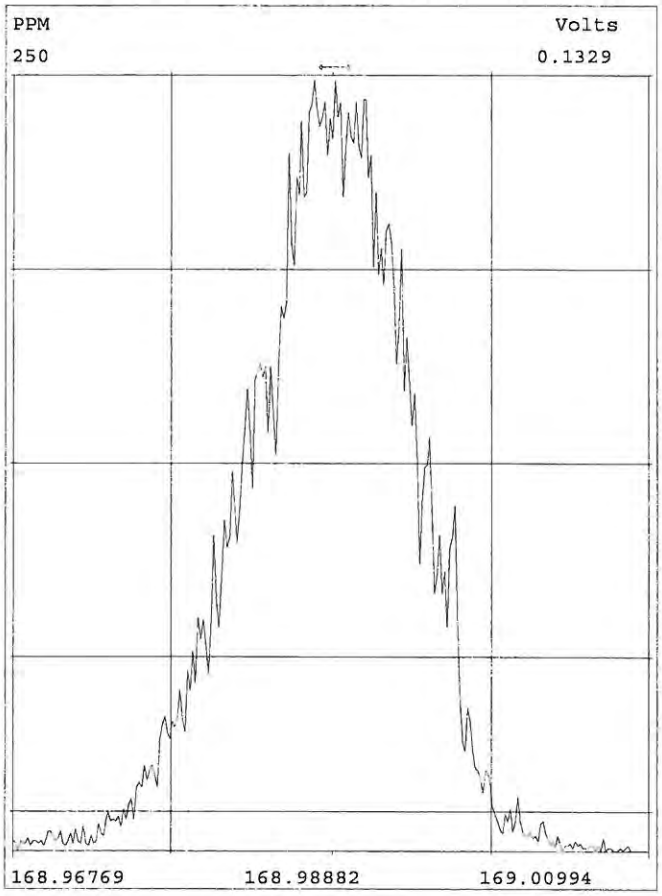

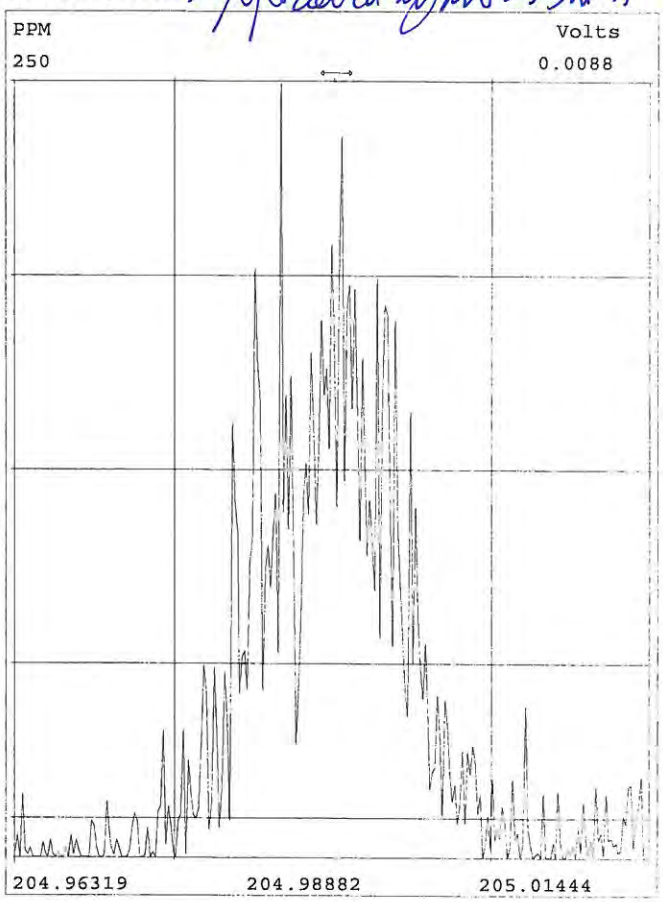

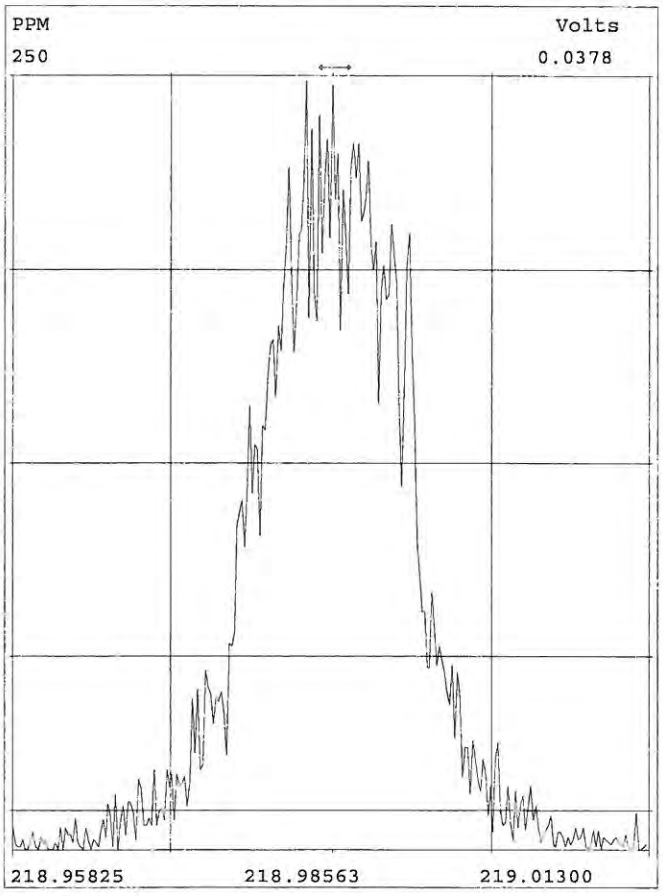

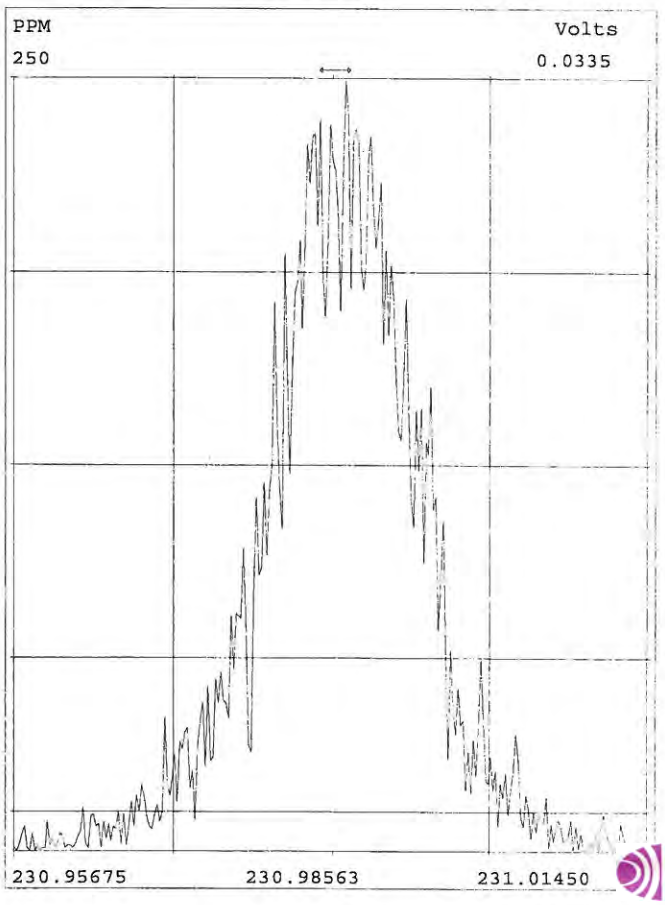

Peak Locate Examination:23-JUL-2015:17:11 File:MP51_136BCAL2
Experiment:MP-DB17MS-1_03 Function:2 Reference:PFK_1668A

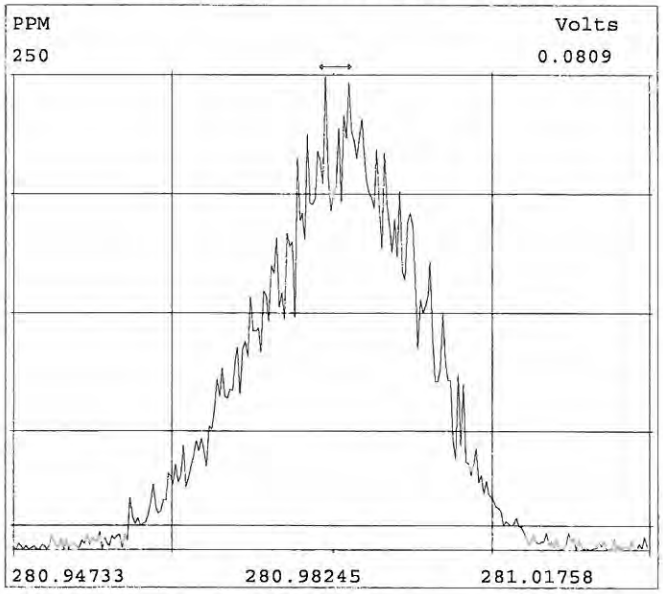

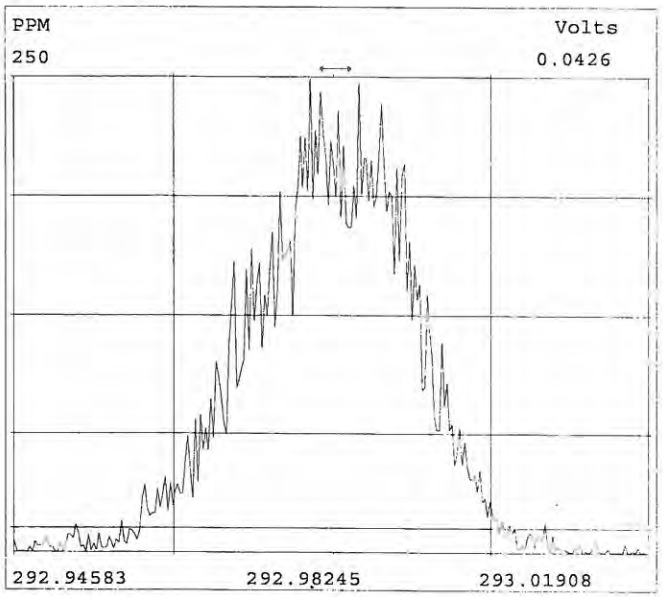

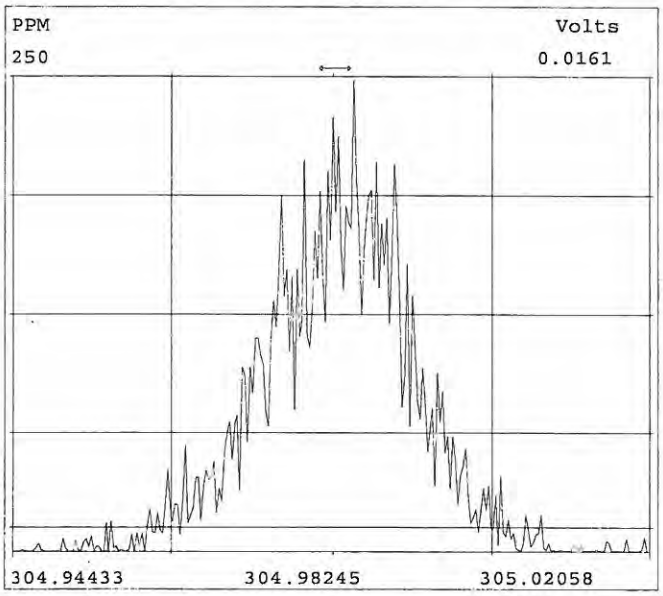

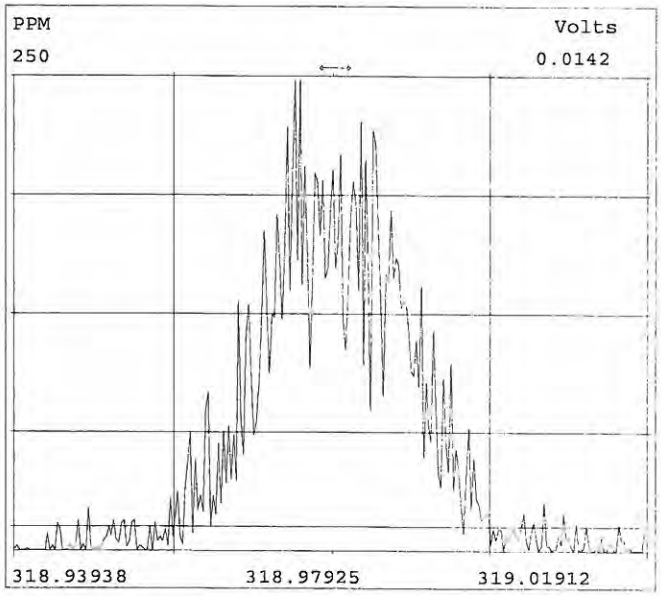

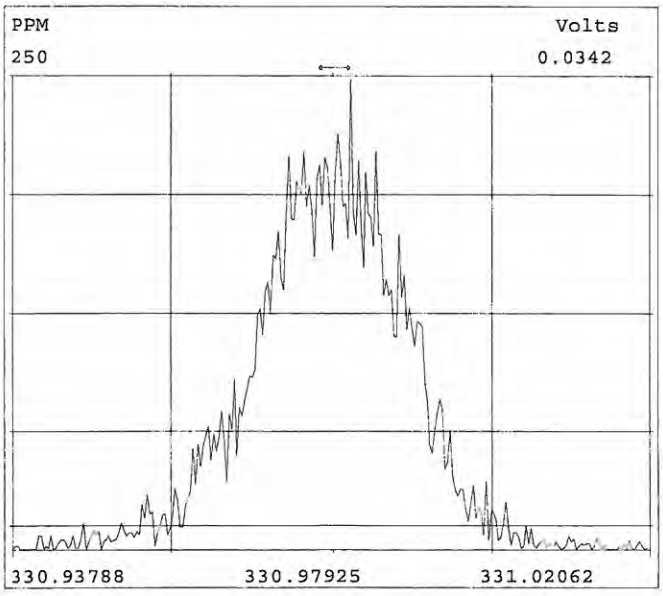

Peak Locate Examination:23-JUL-2015:17:12 File:MP51_136BCAL2
Experiment:MP-DB17MS-1_03 Function:3 Reference:PFK_1668A

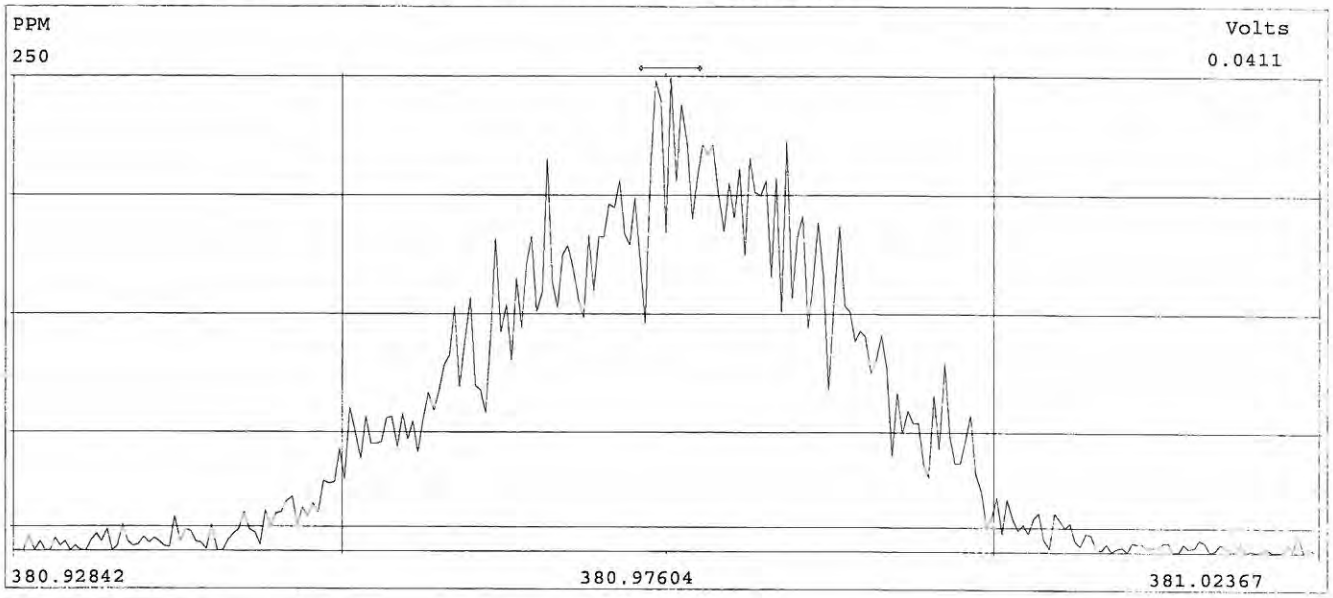

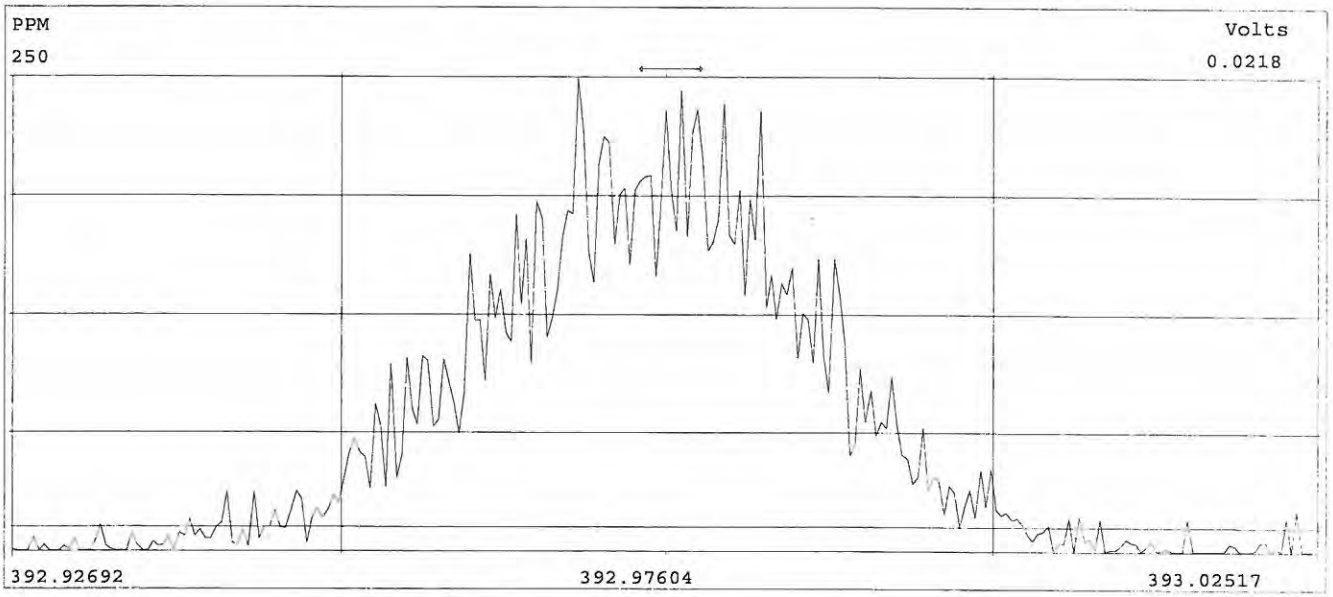

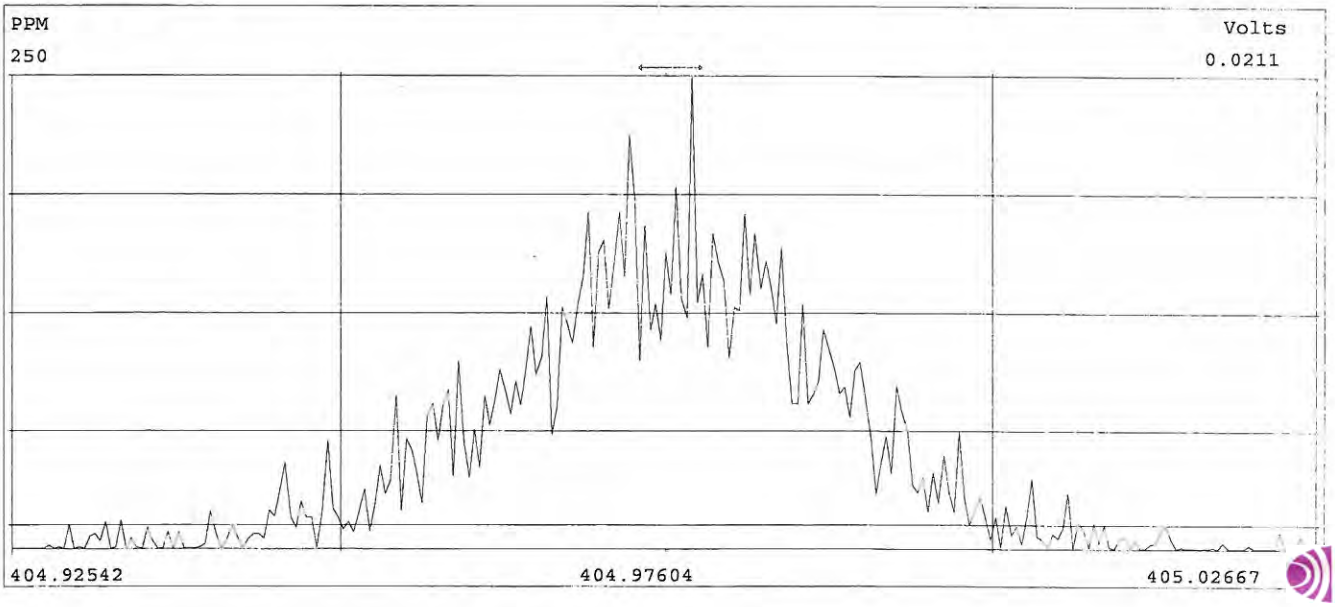

Peak Locate Examination:23-JUL-2015:17:12 File:MP51_136BCAL2
Experiment:MP-DB17MS-1_03 Function:4 Reference:PFK_1668A

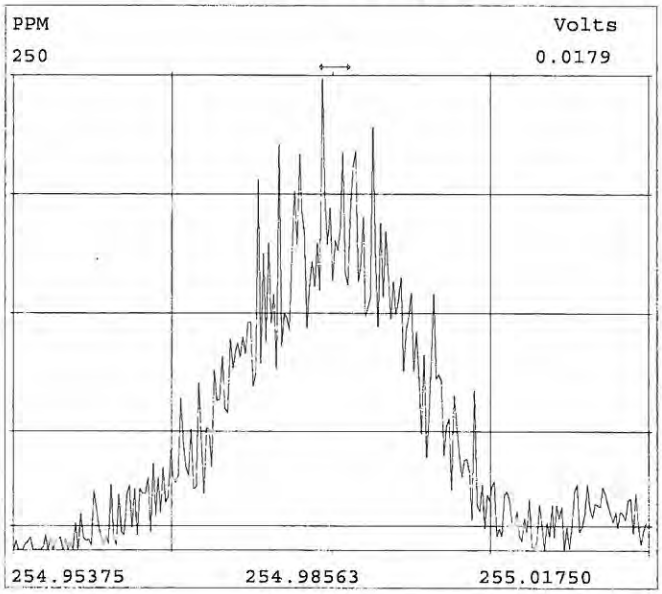

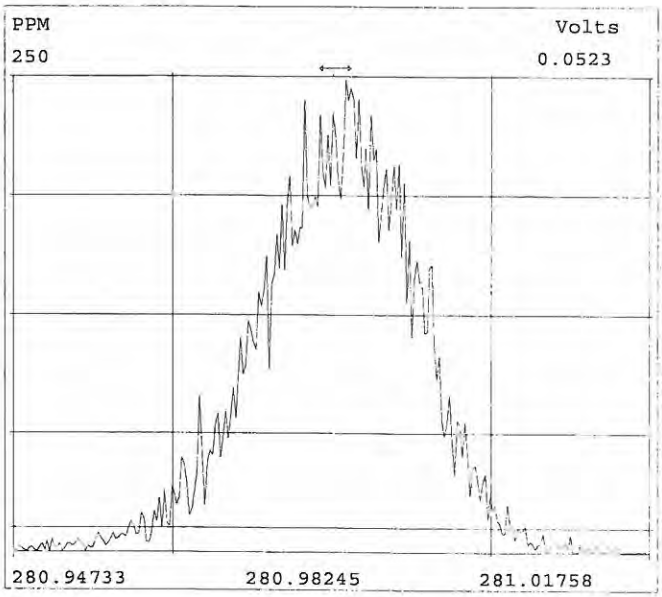

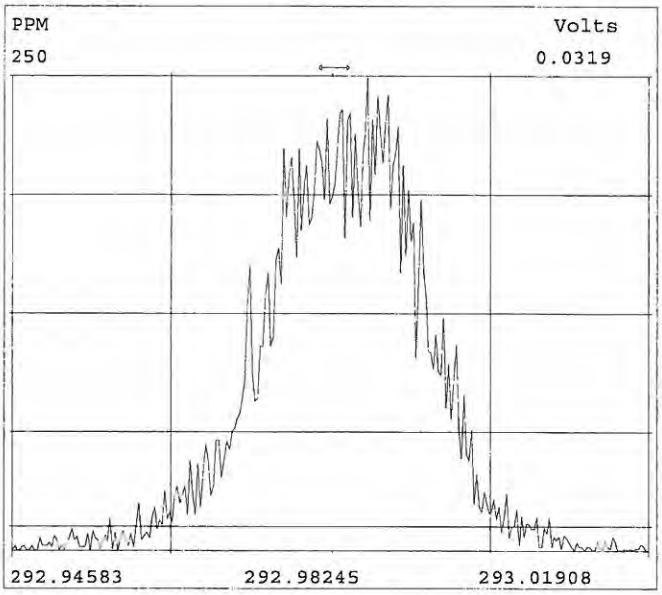

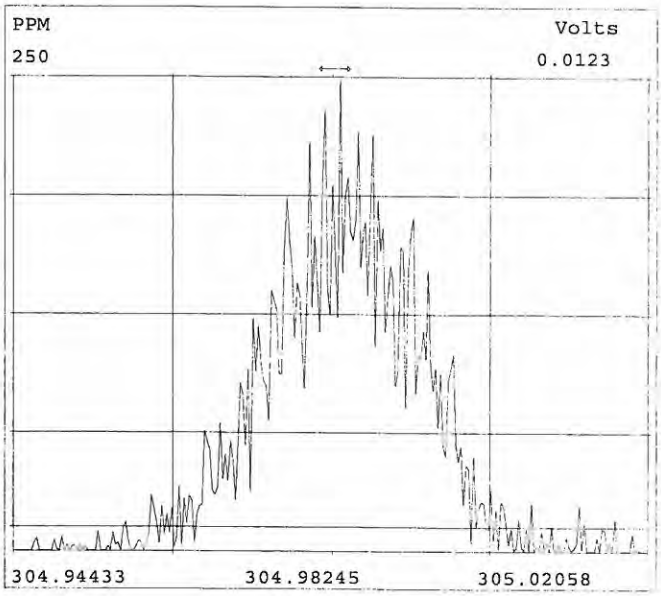

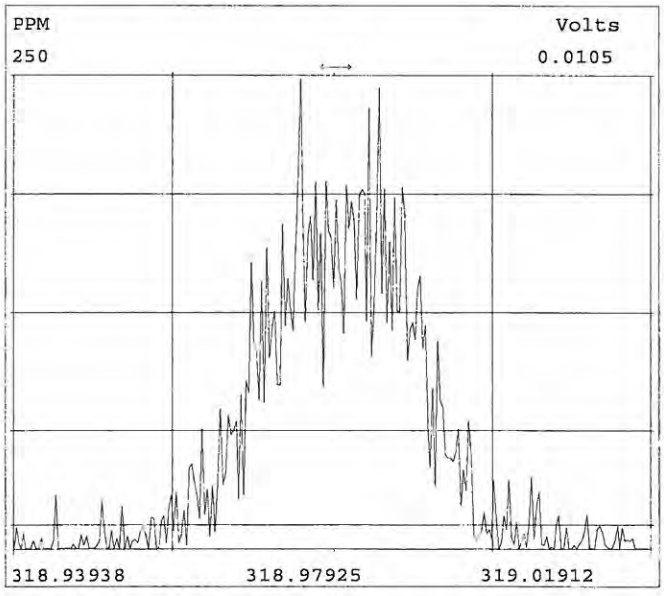

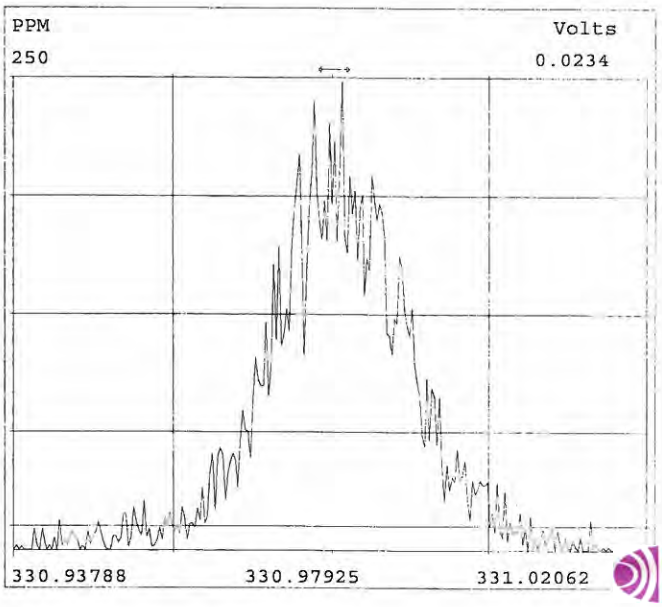

Peak Locate Examination:23-JUL-2015:17:13 File:MP51_136BCAL2
Experiment:MP-DB17MS-1_03 Function:5 Reference:PFK_1668A

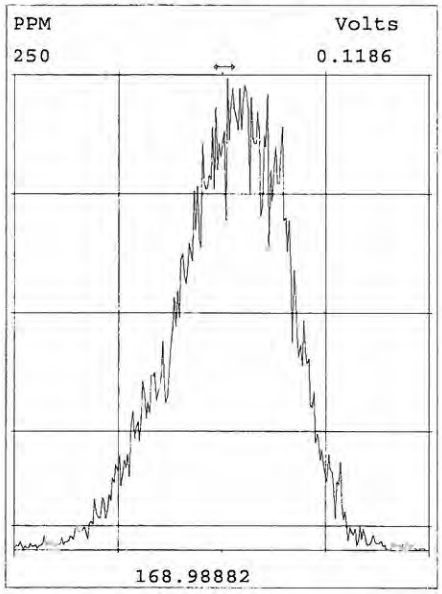

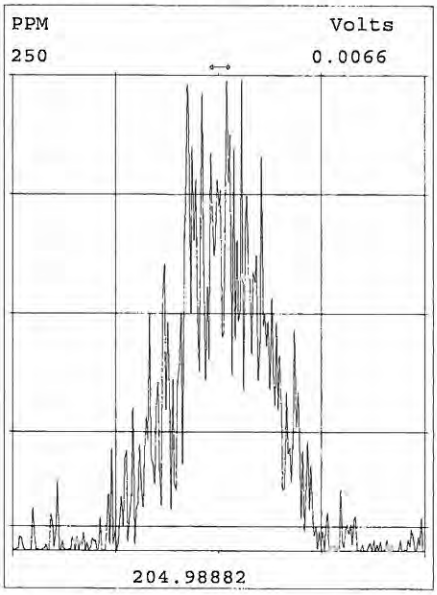

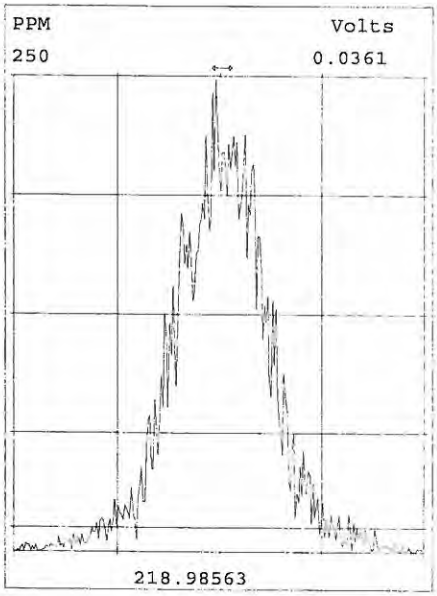

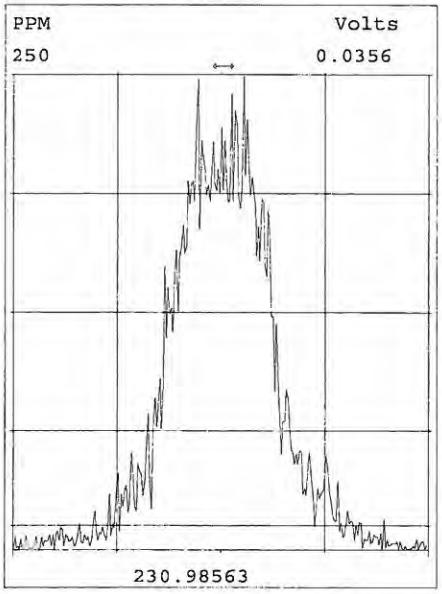

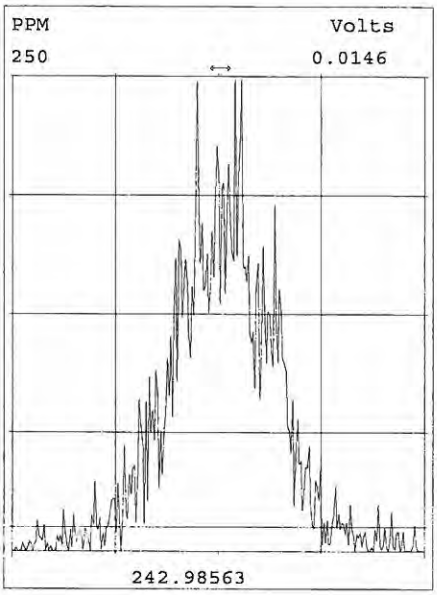

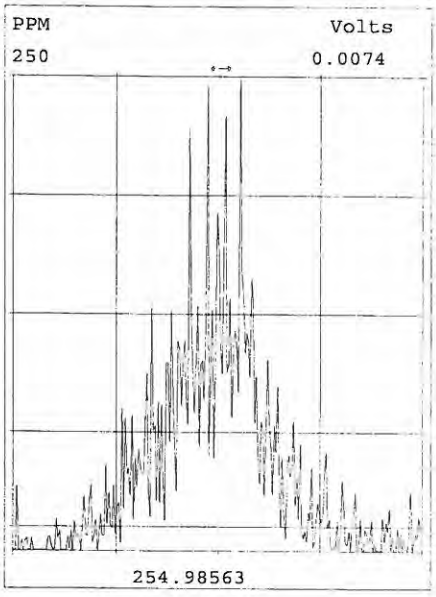

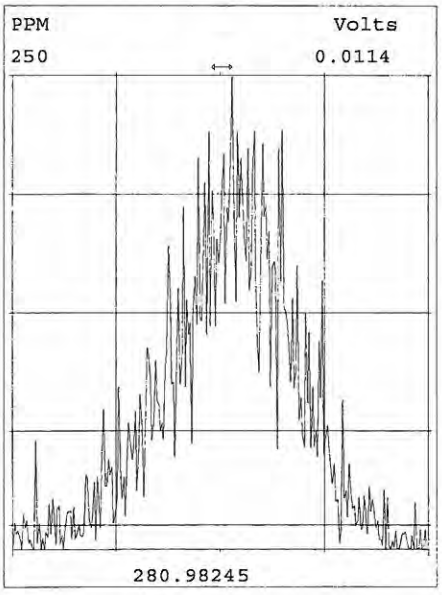

Peak Locate Examination:23-JUL-2015:17:13 File:MP51_136BCAL2
Experiment:MP-DB17MS-1_03 Function:6 Reference:PFK_1668A

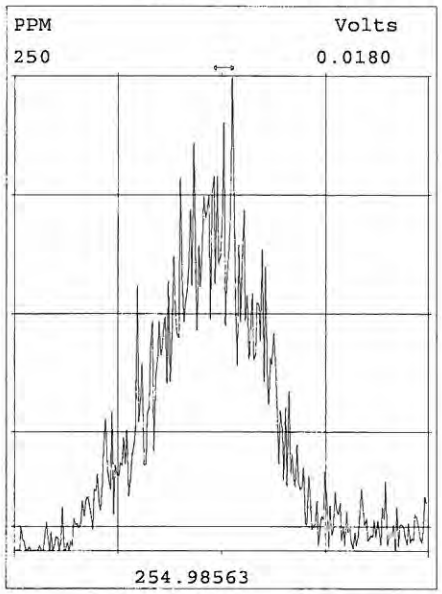

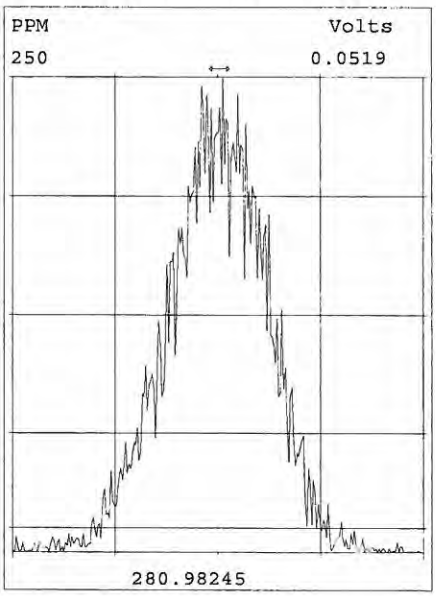

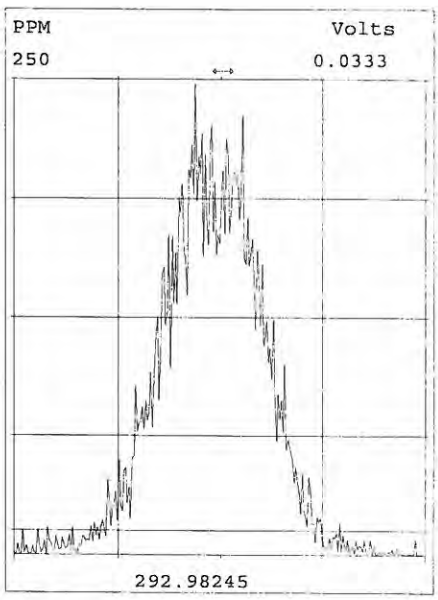

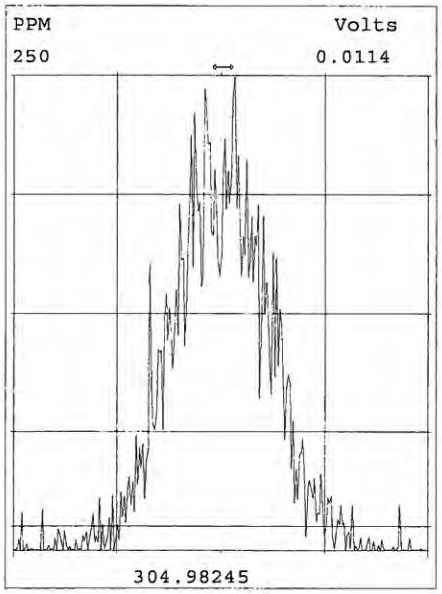

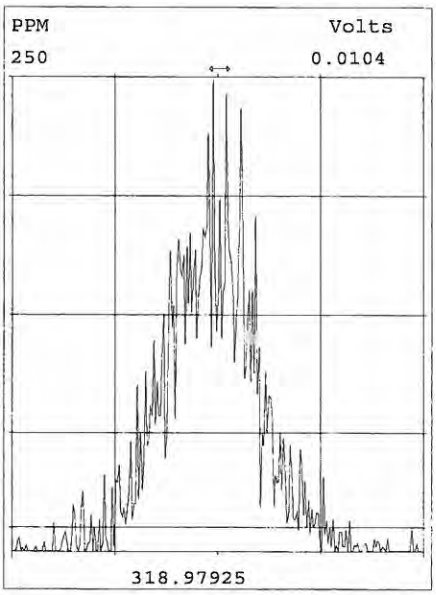

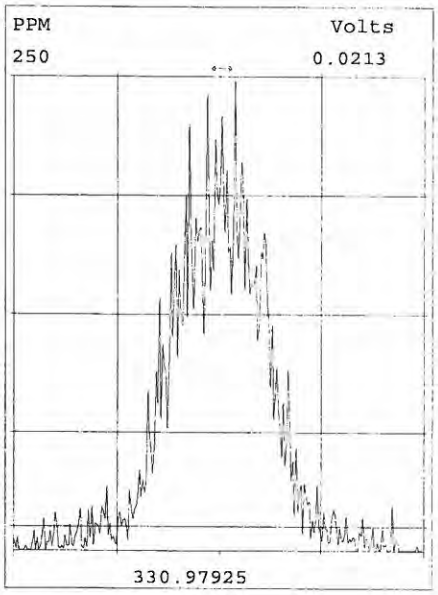

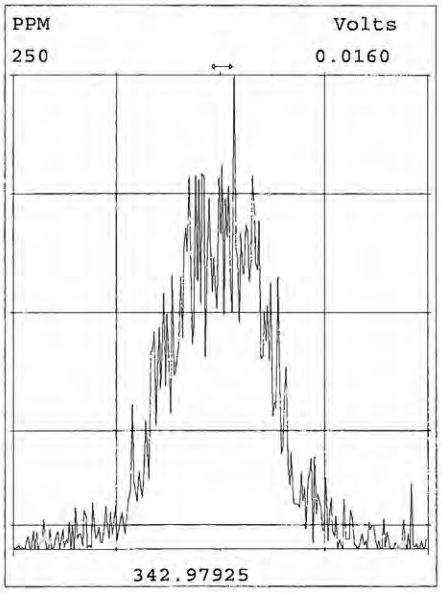

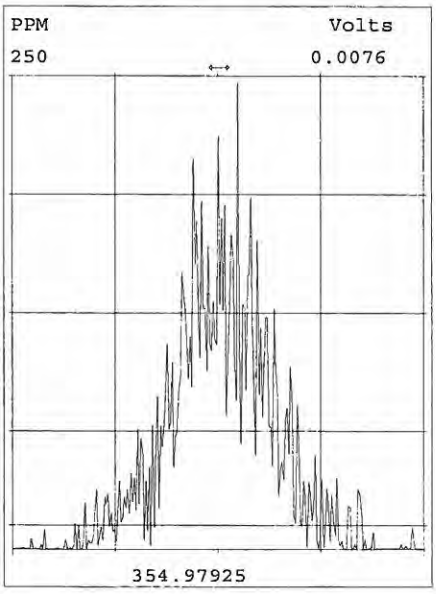

OPUSquan 24-JUL-2015 Page 1

MP51_136B-A

	c/q	Data Area	Data File	S	I	AnalyteTable	Factr #1	Factr #2	Size	HC	Sample Text	Comments	Done
1	c	STEM-DEFAULT	MP51_134	6	1	MP-DB17-C06	0.0500	1.0000	1.000000	y	MP004A-CAL,,»	1,,2.0uL CS-1/Se»	y
2	c	STEM-DEFAULT	MP51_134	5	1	MP-DB17-C06	0.1000	1.0000	1.000000	y	MP004B-CAL,,»	1,,2.0uL CS-2	y
3	c	STEM-DEFAULT	MP51_134	4	1	MP-DB17-C06	0.2000	1.0000	1.000000	y	MP004C-CAL,,»	1,,2.0uL CS-3	y
4	c	STEM-DEFAULT	MP51_134	3	1	MP-DB17-C06	1.0000	1.0000	1.000000	y	MP004D-CAL,,»	1,,2.0uL CS-4	y
5	c	STEM-DEFAULT	MP51_134	2	1	MP-DB17-C06	10.0000	1.0000	1.000000	y	MP004E-CAL,,»	1,,2.0uL CS-5/Cal	y
6	c	STEM-DEFAULT	MP51_134	9	1	MP-DB17-C06	50.0000	1.0000	1.000000	y	MP004F-CAL,,»	1,,2.0uL CS-6	y
7	c	STEM-DEFAULT	MP51_134	8	1	MP-DB17-C06	100.0000	1.0000	1.000000	y	MP004G-CAL,,»	1,,2.0uL CS-7	y
8	c	STEM-DEFAULT	MP51_134	7	1	MP-DB17-C06	200.0000	1.0000	1.000000	y	MP004H-CAL,,»	1,,2.0uL CS-8	y
9	q	STEM-DEFAULT	MP51_136B	1	1	mp-db17-c06	10.0000	1.0000	1.000000	y	MP004E-CAL,,»	1,,2.0uL CS-5/Cal	y
10	q	STEM-DEFAULT	MP51_136B	2	1	MP-DB17-C06	10.0000	1.0000	1.000000	y	MP004E-CAL,,»	1,,2.0uL CS-5/Cal	y
11	q	STEM-DEFAULT	MP51_136B	3	1	MP-DB17-S12	1.0000	1.0000	1.000000	y	Toluene,,	1,,1.0uL	y
12	q	STEM-DEFAULT	MP51_136B	4	1	MP-DB17-S12	1.0000	1.0000	1.000000	y	Toluene,,	1,,1.0uL	y
13	q	STEM-DEFAULT	MP51_136B	5	1	MP-DB17-S12	1.0000	1.0000	4.216000	y	L23368-2,WI2,	4,WG51828,2.0/80»	y
14	q	STEM-DEFAULT	MP51_136B	6	1	MP-DB17-S12	1.0000	1.0000	4.163000	y	L23367-19,WI»	4,WG51828,2.0/80»	y
15	q	STEM-DEFAULT	MP51_136B	7	1	MP-DB17-S12	1.0000	1.0000	4.223000	y	L23367-20,WI»	4,WG51828,2.0/80»	y
16	q	STEM-DEFAULT	MP51_136B	8	1	MP-DB17-S12	1.0000	1.0000	4.222000	y	L23367-17,WI»	4,WG51828,2.0/80»	y
17	q	STEM-DEFAULT	MP51_136B	9	1	MP-DB17-S12	1.0000	1.0000	4.191000	y	L23367-18,WI»	4,WG51828,2.0/80»	y
18	q	STEM-DEFAULT	MP51_136B	10	1	MP-DB17-C06	10.0000	1.0000	1.000000	y	MP004E-CAL,,»	1,,2.0uL CS-5/Cal	y

OPUSquan 24-JUL-2015 Page 1

MP51_136B-B

	c/q	Data Area	Data File	S	I	AnalyteTable	Factr #1	Factr #2	Size	HC	Sample Text	Comments	Done
1	c	STEM-DEFAULT	MP51_134	6	1	MP-DB17-C06	0.0500	1.0000	1.000000	y	MP004A-CAL,,»	1,,2.0uL CS-1/Se»	y
2	c	STEM-DEFAULT	MP51_134	5	1	MP-DB17-C06	0.1000	1.0000	1.000000	y	MP004B-CAL,,»	1,,2.0uL CS-2	y
3	c	STEM-DEFAULT	MP51_134	4	1	MP-DB17-C06	0.2000	1.0000	1.000000	y	MP004C-CAL,,»	1,,2.0uL CS-3	y
4	c	STEM-DEFAULT	MP51_134	3	1	MP-DB17-C06	1.0000	1.0000	1.000000	y	MP004D-CAL,,»	1,,2.0uL CS-4	y
5	c	STEM-DEFAULT	MP51_134	2	1	MP-DB17-C06	10.0000	1.0000	1.000000	y	MP004E-CAL,,»	1,,2.0uL CS-5/Cal	y
6	c	STEM-DEFAULT	MP51_134	9	1	MP-DB17-C06	50.0000	1.0000	1.000000	y	MP004F-CAL,,»	1,,2.0uL CS-6	y
7	c	STEM-DEFAULT	MP51_134	8	1	MP-DB17-C06	100.0000	1.0000	1.000000	y	MP004G-CAL,,»	1,,2.0uL CS-7	y
8	c	STEM-DEFAULT	MP51_134	7	1	MP-DB17-C06	200.0000	1.0000	1.000000	y	MP004H-CAL,,»	1,,2.0uL CS-8	y
9	q	STEM-DEFAULT	MP51_136B	11	1	MP-DB17-C06	10.0000	1.0000	1.000000	y	MP004E-CAL,,»	1,,2.0uL CS-5/Cal	y
10	q	STEM-DEFAULT	MP51_136B	12	1	MP-DB17-C06	10.0000	1.0000	1.000000	y	MP004E-CAL,,»	1,,2.0uL CS-5/Cal	y
11	q	STEM-DEFAULT	MP51_136B	13	1	MP-DB17-S12	1.0000	1.0000	1.000000	y	Toluene,,	1,,1.0uL	y
12	q	STEM-DEFAULT	MP51_136B	14	1	MP-DB17-S12	1.0000	1.0000	1.000000	y	Toluene,,	1,,1.0uL	y
13	q	STEM-DEFAULT	MP51_136B	15	1	MP-DB17-S12	1.0000	1.0000	4.145000	y	L23368-3,WI,	4,WG51828,2.0/80»	y
14	q	STEM-DEFAULT	MP51_136B	16	1	MP-DB17-S12	1.0000	1.0000	4.132000	y	L23368-4,WI,	4,WG51828,2.0/80»	y
15	q	STEM-DEFAULT	MP51_136B	17	1	MP-DB17-S12	1.0000	1.0000	4.133000	y	L23368-5,WI,	4,WG51828,2.0/80»	y
16	q	STEM-DEFAULT	MP51_136B	18	1	MP-DB17-S12	1.0000	1.0000	4.146000	y	L23367-11,WI,	4,WG51828,2.0/80»	y
17	q	STEM-DEFAULT	MP51_136B	19	1	MP-DB17-S12	1.0000	1.0000	4.158000	y	L23367-12,WI,	4,WG51828,2.0/80»	y
18	q	STEM-DEFAULT	MP51_136B	20	1	MP-DB17-S12	1.0000	1.0000	4.147000	y	L23367-13,WI,	4,WG51828,2.0/80»	y
19	q	STEM-DEFAULT	MP51_136B	21	1	MP-DB17-c06	10.0000	1.0000	1.000000	y	MP004E-CAL,,»	1,,2.0uL CS-5/Cal	y
20	q	STEM-DEFAULT	MP51_136B	22	1	MP-DB17-c06	10.0000	1.0000	1.000000	y	MP004E-CAL,,»	1,,2.0uL CS-5/Cal	y

AXYS METHOD MLA-905 Rev 01

Form 4A
CALIBRATION VERIFICATION

AXYS ANALYTICAL SERVICES
2045 MILLS RD., SIDNEY, B.C., CANADA
V8L 5X2 TEL (250) 655-5800 FAX (250) 655-5811

Initial Calibration Date:	17-Jul-2015	**VER Data Filename:**	MP51_136B S: 2
Instrument ID:	HR GC/MS	**Analysis Date:**	22-Jul-2015
GC Column ID:	DB17-MS	**Analysis Time:**	22:34:35

COMPOUND	CAS NO.	LAB FLAG [1]	m/e ION CHANNELS	ION ABUND. RATIO	QC LIMITS	CONC. FOUND (ng/mL)	CONC. RANGE (ng/mL)
3-OH-Chrysene	63019-39-6		316/301	2.09	1.36-2.82	46.6	35.8-66.6
3-OH-Benzo[a]pyrene	13345-21-6		340/325	5.93	3.85-8.01	50.4	36.6-68.0
9-OH-Benzo[a]pyrene	17573-21-6		340/325	7.75	5.04-10.5	48.7	35.9-66.7
3-OH-Benz[a]anthracene	4834-35-9		316/301	2.17	1.41-2.93	52.8	35.4-65.8

(1) Where applicable, custom lab flags have been used on this report.

These data are validated and reported as accurate and in accord with AXYS Analytical Services Ltd. ISO17025 compliant quality assurance processes.
Signed: _____Million Woudneh_____

For Axys Internal Use Only [XSL Template: Pest4A.xsl; Created: 17-Aug-2015 10:43:23; Application: XMLTransformer-1.14.15;
Report Filename: GENERIC-SPECS_Pest_MP51_136BS2__Form4A_SJ1914019.html; Workgroup: WG51828; Design ID: 2302]

AXYS METHOD MLA-905 Rev 01

Form 4B
CALIBRATION VERIFICATION

AXYS ANALYTICAL SERVICES
2045 MILLS RD., SIDNEY, B.C., CANADA
V8L 5X2 TEL (250) 655-5800 FAX (250) 655-5811

Initial Calibration Date:	17-Jul-2015	**VER Data Filename:**	MP51_136B S: 2
Instrument ID:	HR GC/MS	**Analysis Date:**	22-Jul-2015
GC Column ID:	DB17-MS	**Analysis Time:**	22:34:35

LABELED COMPOUND	CAS NO.	LAB FLAG [1]	m/e ION CHANNELS	ION ABUND. RATIO	QC LIMITS	CONC. FOUND (ng/mL)	CONC. RANGE (ng/mL)
13C6-3-OH-Chrysene			322/307	2.10	1.37-2.84	242	126-379
13C6-1-OH-Benz[a]anthracene			322/307	2.48	1.61-3.35	258	126-378
d11-3-OH-Benzo[a]pyrene			351/336	7.45	4.84-10.1	220	49.8-299

(1) Where applicable, custom lab flags have been used on this report.

These data are validated and reported as accurate and in accord with AXYS Analytical Services Ltd. ISO17025 compliant quality assurance processes.
Signed: _____Million Woudneh_____

For Axys Internal Use Only [XSL Template: Pest4B.xsl; Created: 17-Aug-2015 10:43:23; Application: XMLTransformer-1.14.15;
Report Filename: GENERIC-SPECS_Pest_MP51_136BS2__Form4B_SJ1914019.html; Workgroup: WG51828; Design ID: 2302]

AXYS METHOD MLA-905 Rev 01

Form 4A
CALIBRATION VERIFICATION

AXYS ANALYTICAL SERVICES
2045 MILLS RD., SIDNEY, B.C., CANADA
V8L 5X2 TEL (250) 655-5800 FAX (250) 655-5811

Initial Calibration Date:	17-Jul-2015	**VER Data Filename:**	MP51_136B S: 12
Instrument ID:	HR GC/MS	**Analysis Date:**	23-Jul-2015
GC Column ID:	DB17-MS	**Analysis Time:**	10:29:53

COMPOUND	CAS NO.	LAB FLAG [1]	m/e ION CHANNELS	ION ABUND. RATIO	QC LIMITS	CONC. FOUND (ng/mL)	CONC. RANGE (ng/mL)
3-OH-Chrysene	63019-39-6		316/301	2.13	1.38-2.88	45.6	35.8-66.6
3-OH-Benzo[a]pyrene	13345-21-6		340/325	6.02	3.91-8.13	55.6	36.6-68.0
9-OH-Benzo[a]pyrene	17573-21-6		340/325	7.88	5.12-10.6	51.2	35.9-66.7
3-OH-Benz[a]anthracene	4834-35-9		316/301	2.18	1.42-2.94	51.2	35.4-65.8

(1) Where applicable, custom lab flags have been used on this report.

These data are validated and reported as accurate and in accord with AXYS Analytical Services Ltd. ISO17025 compliant quality assurance processes.
Signed: _____Million Woudneh_____

For Axys Internal Use Only [XSL Template: Pest4A.xsl; Created: 17-Aug-2015 10:43:23; Application: XMLTransformer-1.14.15;
Report Filename: GENERIC-SPECS_Pest_MP51_136BS12__Form4A_SJ1914029.html; Workgroup: WG51828; Design ID: 2302]

AXYS METHOD MLA-905 Rev 01

Form 4B
CALIBRATION VERIFICATION

AXYS ANALYTICAL SERVICES
2045 MILLS RD., SIDNEY, B.C., CANADA
V8L 5X2 TEL (250) 655-5800 FAX (250) 655-5811

Initial Calibration Date:	17-Jul-2015	**VER Data Filename:**	MP51_136B S: 12
Instrument ID:	HR GC/MS	**Analysis Date:**	23-Jul-2015
GC Column ID:	DB17-MS	**Analysis Time:**	10:29:53

LABELED COMPOUND	CAS NO.	LAB FLAG [1]	m/e ION CHANNELS	ION ABUND. RATIO	QC LIMITS	CONC. FOUND (ng/mL)	CONC. RANGE (ng/mL)
13C6-3-OH-Chrysene			322/307	2.14	1.39-2.89	280	126-379
13C6-1-OH-Benz[a]anthracene			322/307	2.52	1.64-3.40	300	126-378
d11-3-OH-Benzo[a]pyrene			351/336	6.63	4.31-8.95	260	49.8-299

(1) Where applicable, custom lab flags have been used on this report.

These data are validated and reported as accurate and in accord with AXYS Analytical Services Ltd. ISO17025 compliant quality assurance processes.
Signed: _____Million Woudneh_____

For Axys Internal Use Only [XSL Template: Pest4B.xsl; Created: 17-Aug-2015 10:43:23; Application: XMLTransformer-1.14.15;
Report Filename: GENERIC-SPECS_Pest_MP51_136BS12__Form4B_SJ1914029.html; Workgroup: WG51828; Design ID: 2302]

www.axysanalytical.com

Experiment : MP-DB17MS-1_03
GC Program : MP-DB17MS-1_01
Column type : DB17-MS
Serial # : US8631163H/US5¶
kPa : 390
Vol injected: 2.0uL
PMT Voltage : 399

Temps -source: 250
-s resv: 160
-re_ent: 270
-cap_1 : 270
-cap_2 : 270

Tune : XX/MO
List : VR
Check :
LIMS :
Logfile:

Date -list : 04-AUG-2015
-liner : 31-JUL-2015
-septum: 30-JUL-2015
-guard : NEW 31-JUL-2015
-column: NEW 31-JUL-2015
-t line: NEW 31-JUL-2015

#	Data file	S	V	Sample Text	Comments	Acquisition Date/Time
1	MP51_140J	1	1	MP004E-CAL,,/03	1,,2.0uL CS-5/Cal	4-AUG-15 17:04:47
2	MP51_140J	2	2	MP004E-CAL,,/03	1,,2.0uL CS-5/Cal	4-AUG-15 17:38:53
3	MP51_140J	3	3	MP004E-CAL,,/03	1,,2.0uL CS-5/Cal	4-AUG-15 18:12:58
4	MP51_140J	4	4	MP004D-CAL,,/03	1,,2.0uL CS-4	4-AUG-15 18:47:08
5	MP51_140J	5	5	MP004C-CAL,,/03	1,,2.0uL CS-3	4-AUG-15 19:21:15
6	MP51_140J	6	6	MP004B-CAL,,/03	1,,2.0uL CS-2	4-AUG-15 19:55:20
7	MP51_140J	7	7	MP004A-CAL,,/03	1,,2.0uL CS-1/SENS	4-AUG-15 20:29:30
8	MP51_140K	1	8	MP004A-CAL,,/03	1,,2.0uL CS-1/SENS	4-AUG-15 21:30:18
9	MP51_140K	2	9	MP004B-CAL,,/03	1,,2.0uL CS-2	4-AUG-15 22:04:22
10	MP51_140K	3	10	MP004D-CAL,,/03	1,,2.0uL CS-4	4-AUG-15 22:38:29
11	MP51_140K	4	11	MP004H-CAL,,/03	1,,2.0uL CS-8	4-AUG-15 23:12:39
12	MP51_140K	5	12	MP004G-CAL,,/03	1,,2.0uL CS-7	4-AUG-15 23:46:46
13	MP51_140K	6	13	MP004F-CAL,,/03	1,,2.0uL CS-6	5-AUG-15 00:20:51
14	MP51_140K	7	14	Toluene,,	1,,1.0uL	5-AUG-15 00:55:01
15	MP51_140K	8	15	Toluene,,	1,,1.0uL	5-AUG-15 01:29:08
16	MP51_140K	9	16	L23367-12,WI3,	4,WG51828,2.0/800uL	5-AUG-15 02:03:13
17	MP51_140K	10	17	L23367-11,WI3,	4,WG51828,2.0/800uL	5-AUG-15 02:37:23
18	MP51_140K	11	18	L23368-5,WI3,	4,WG51828,2.0/800uL	5-AUG-15 03:11:29
19	MP51_140K	12	19	L23367-18,NI,	20,WG51828,2.0/400uL	5-AUG-15 03:45:35
20	MP51_140K	13	20	L23367-17,NI,	20,WG51828,2.0/400uL	5-AUG-15 04:19:41
21	MP51_140K	14	21	L23368-4,NI,	20,WG51828,2.0/400uL	5-AUG-15 04:53:48
22	MP51_140K	15	22	L23368-3,NI,	20,WG51828,2.0/400uL	5-AUG-15 05:27:54
23	MP51_140K	16	23	MP004E-CAL,,/03	1,,2.0uL CS-5/Cal	5-AUG-15 06:02:01
24	MP51_140L	1	24	MP004E-CAL	1,,2.0uL CS-5/Cal	5-AUG-15 09:41:04

Peak Locate Examination: 4-AUG-2015:17:01 File:MP51_140JCAL
Experiment:MP-DB17MS-1_03 Function:1 Reference:PFK_1668A

Approved / 04 Aug 2015

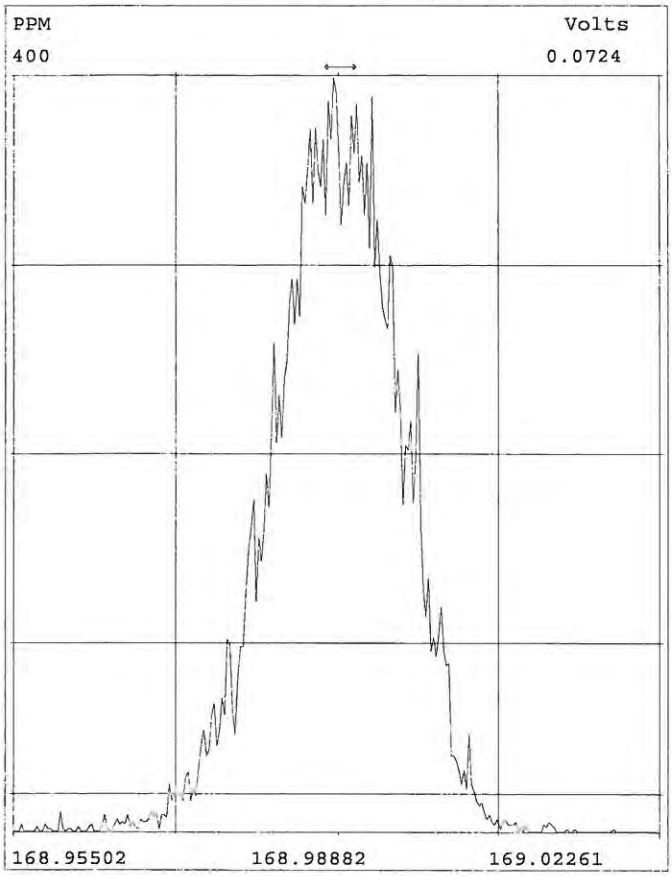

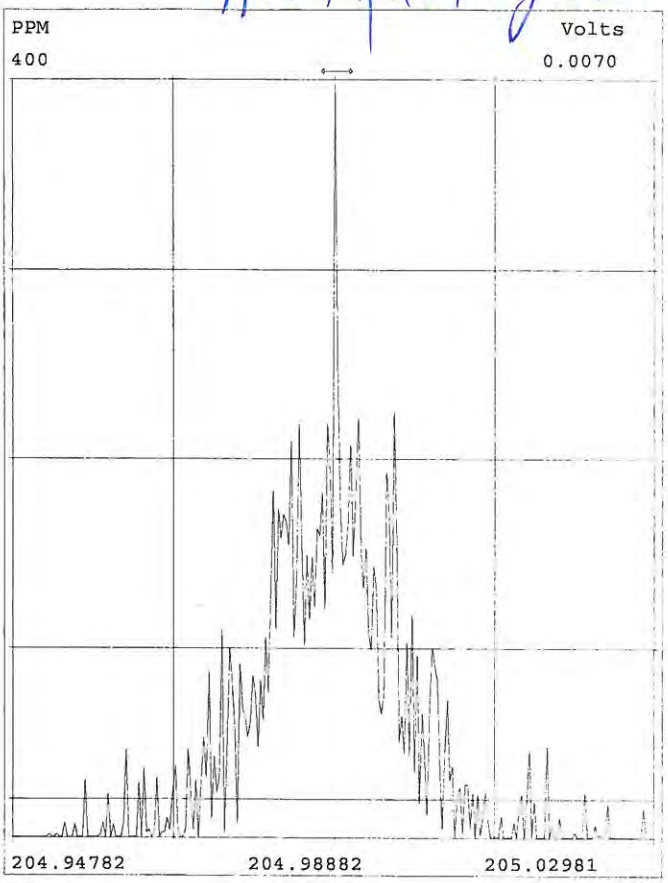

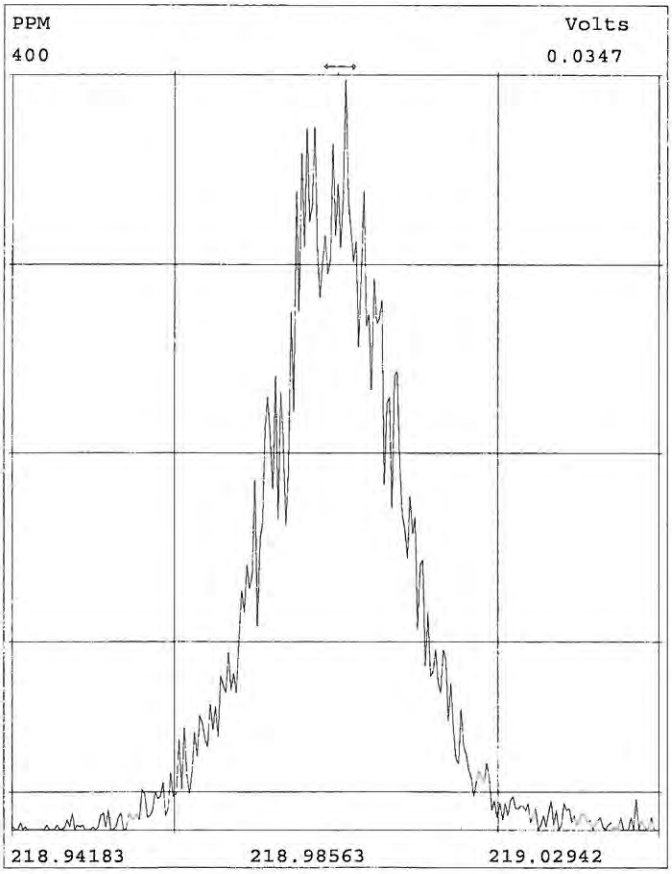

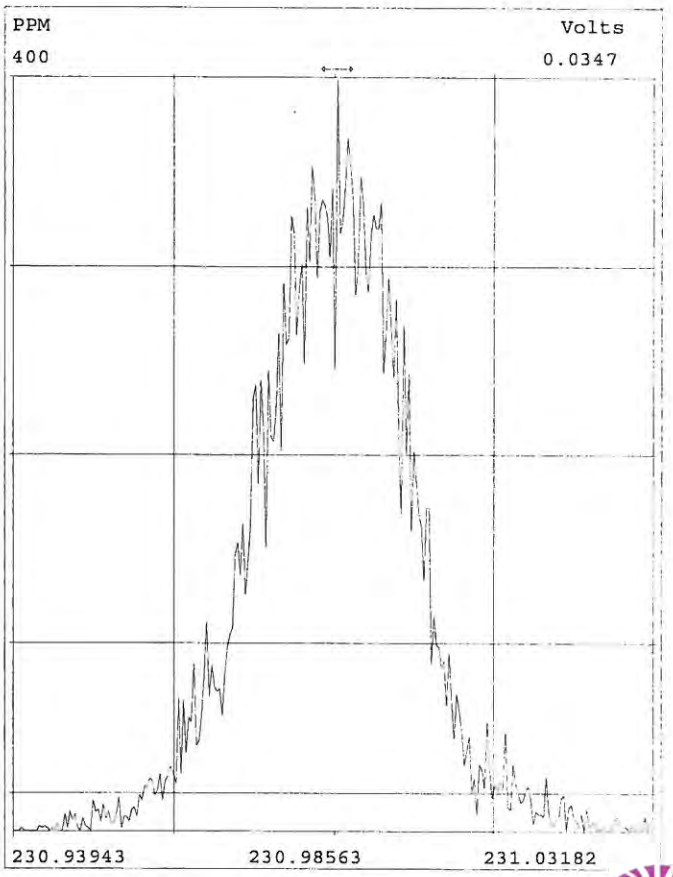

Peak Locate Examination: 4-AUG-2015:17:02 File:MP51_140JCAL
Experiment:MP-DB17MS-1_03 Function:2 Reference:PFK_1668A

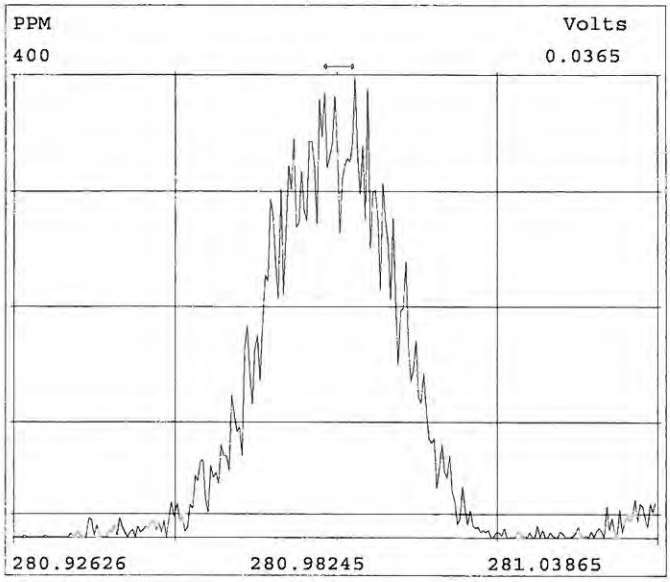

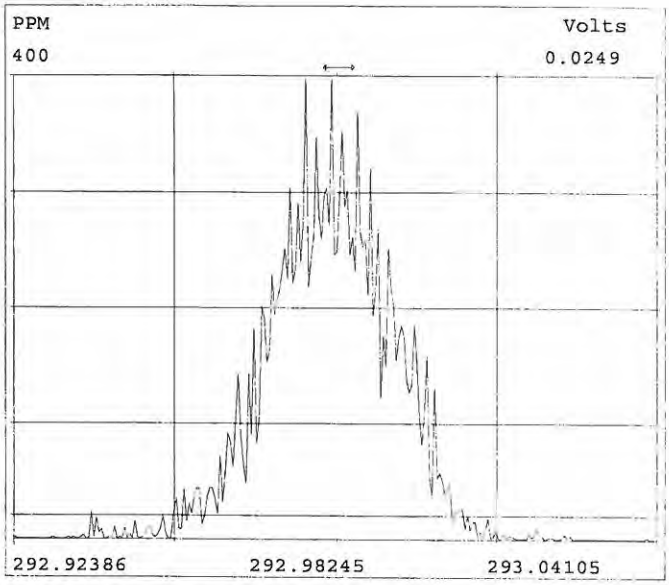

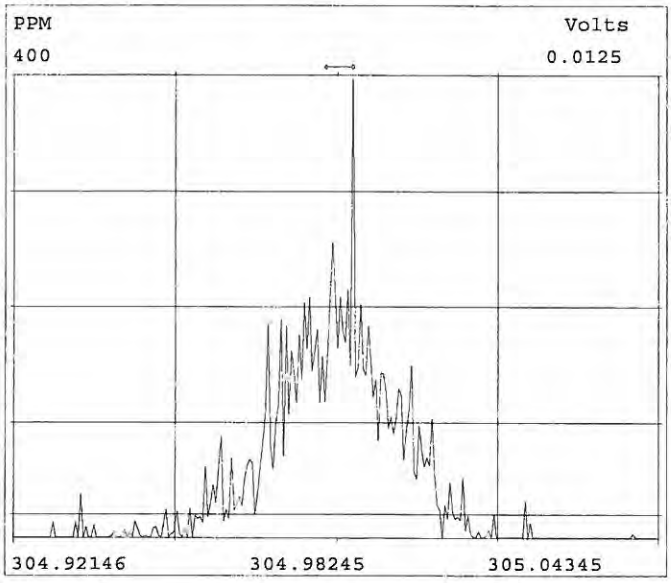

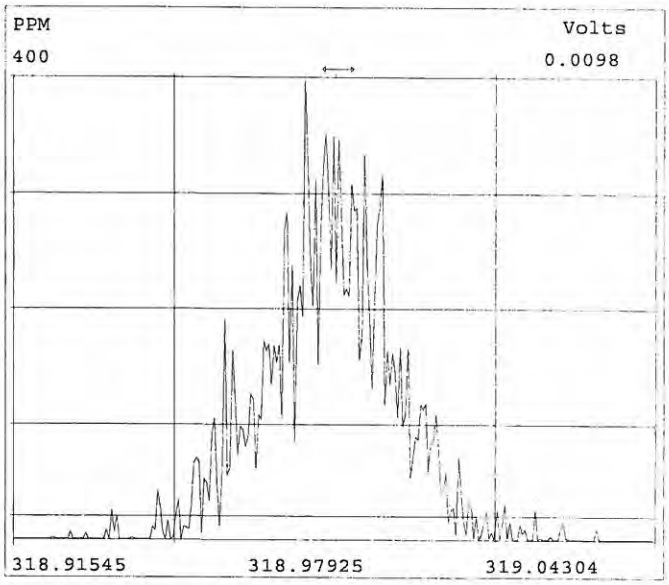

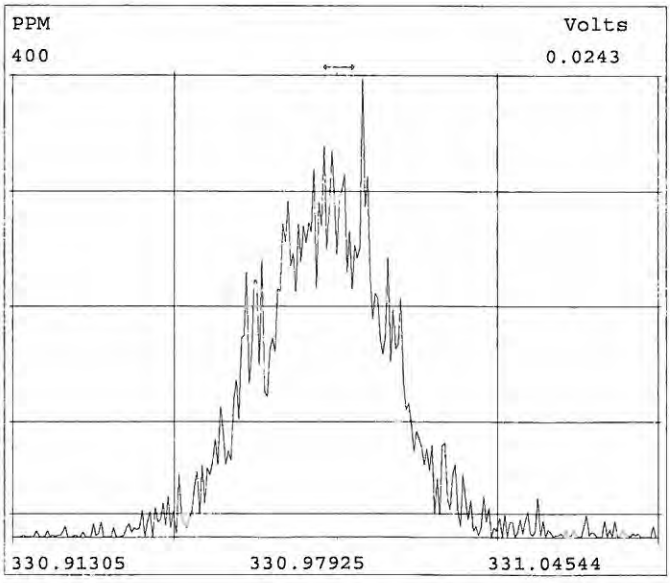

Peak Locate Examination: 4-AUG-2015:17:02 File:MP51_140JCAL
Experiment:MP-DB17MS-1_03 Function:3 Reference:PFK_1668A

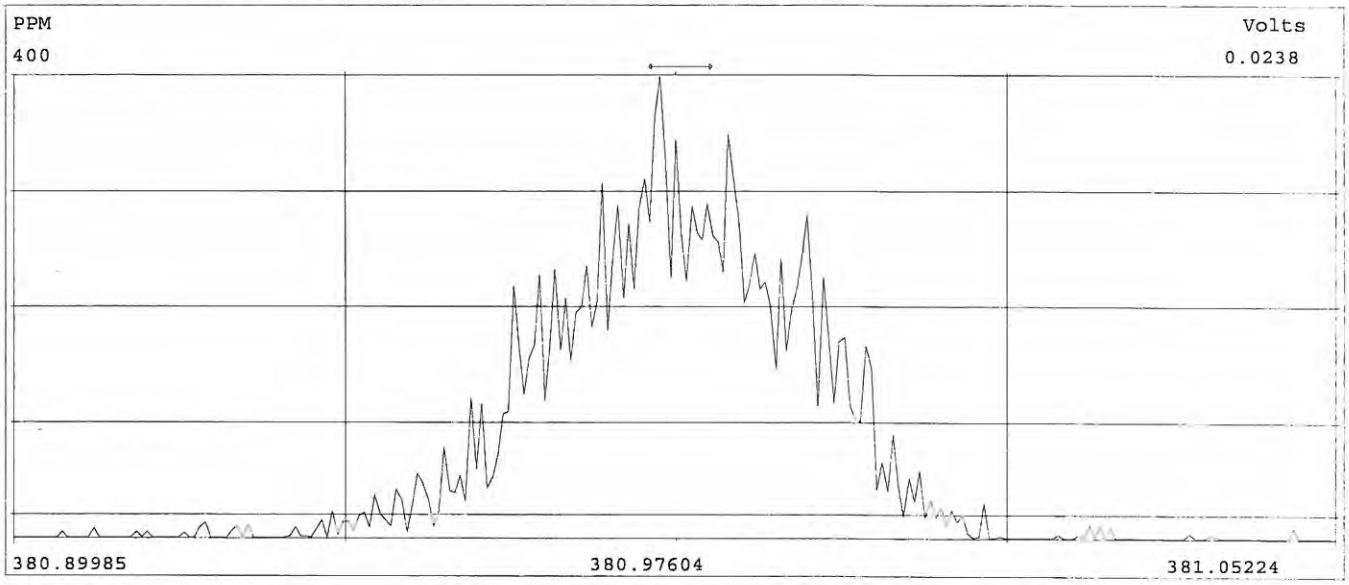

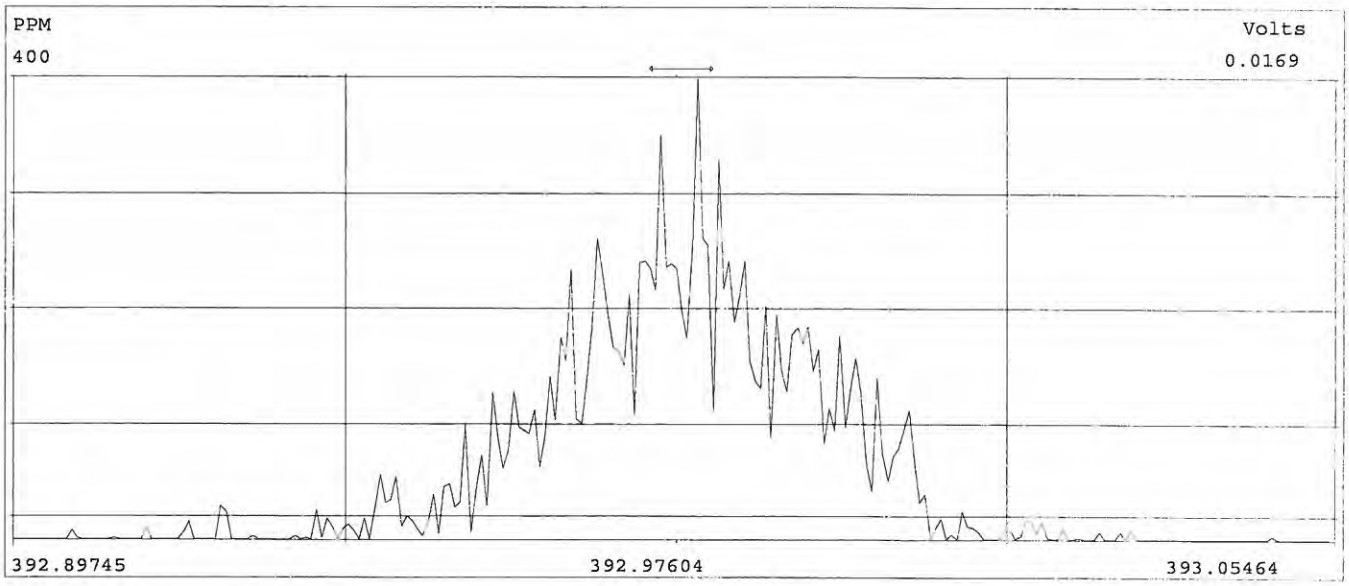

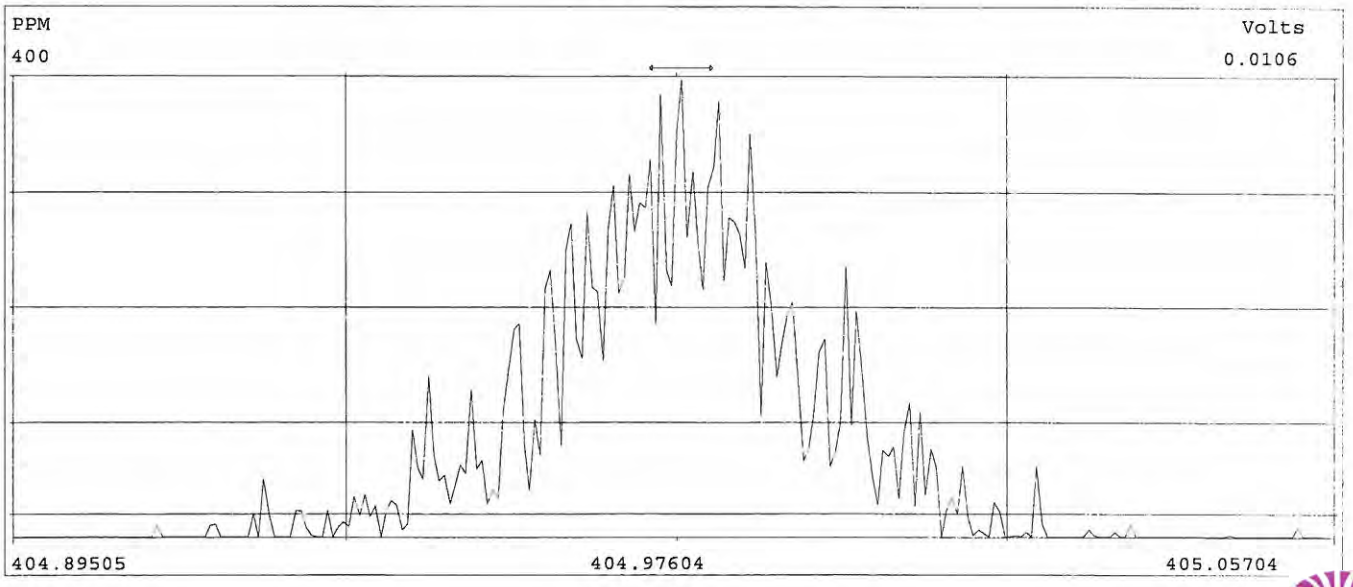

Peak Locate Examination: 4-AUG-2015:17:03 File:MP51_140JCAL
Experiment:MP-DB17MS-1_03 Function:4 Reference:PFK_1668A

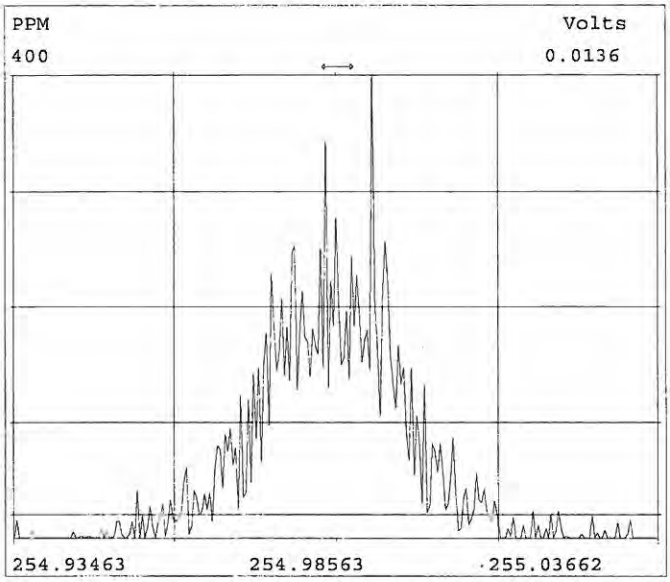

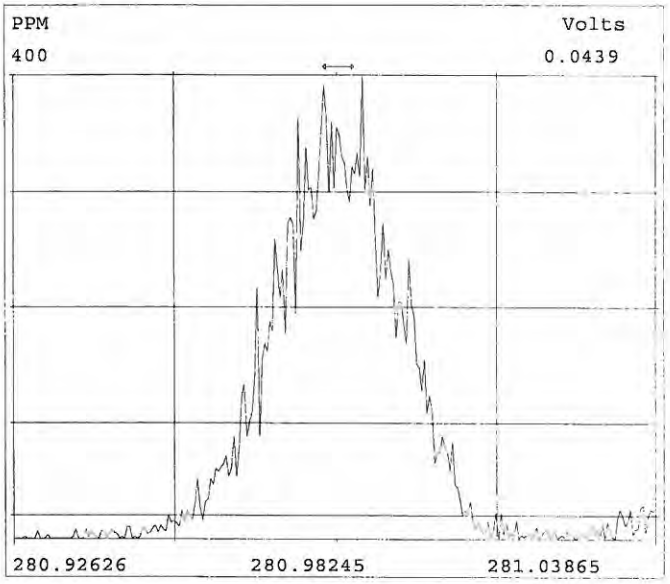

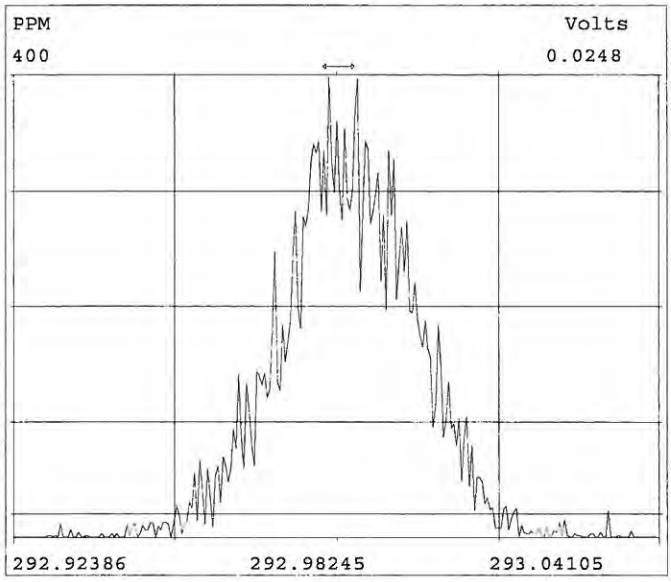

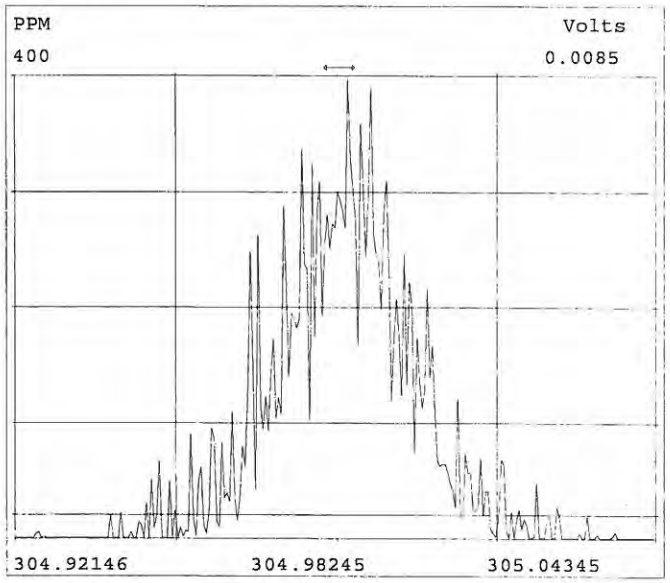

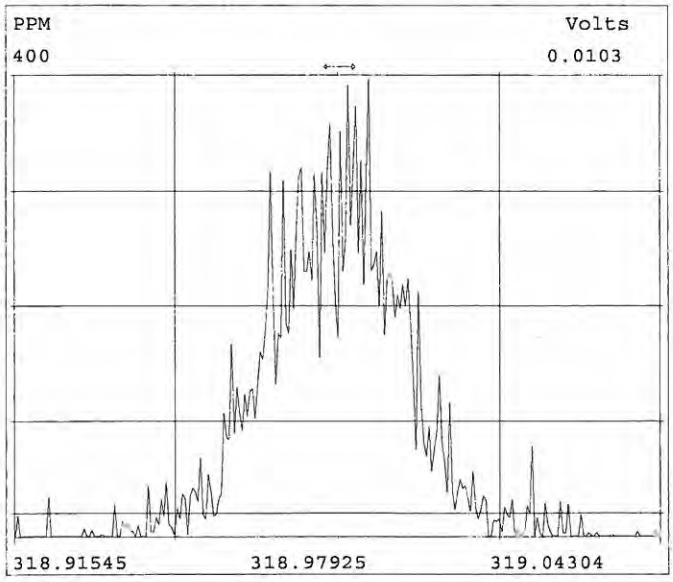

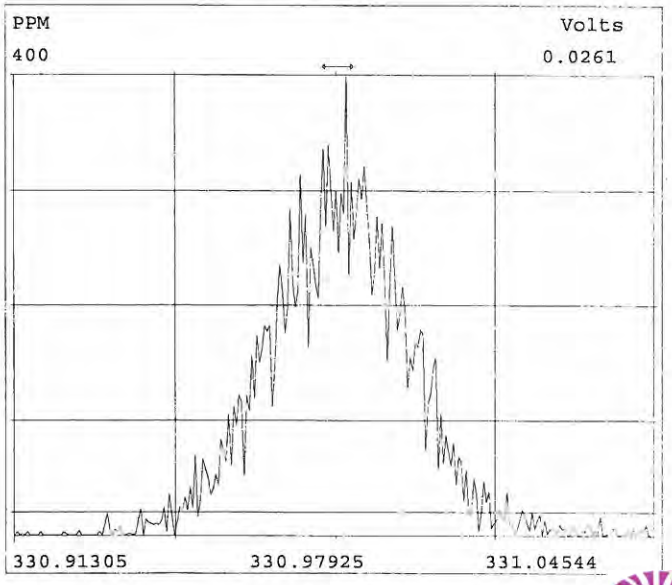

Peak Locate Examination: 4-AUG-2015:17:03 File:MP51_140JCAL
Experiment:MP-DB17MS-1_03 Function:5 Reference:PFK_1668A

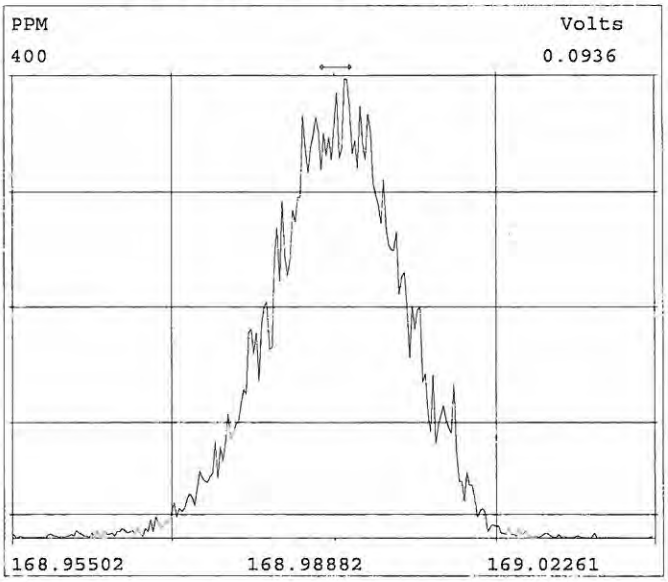

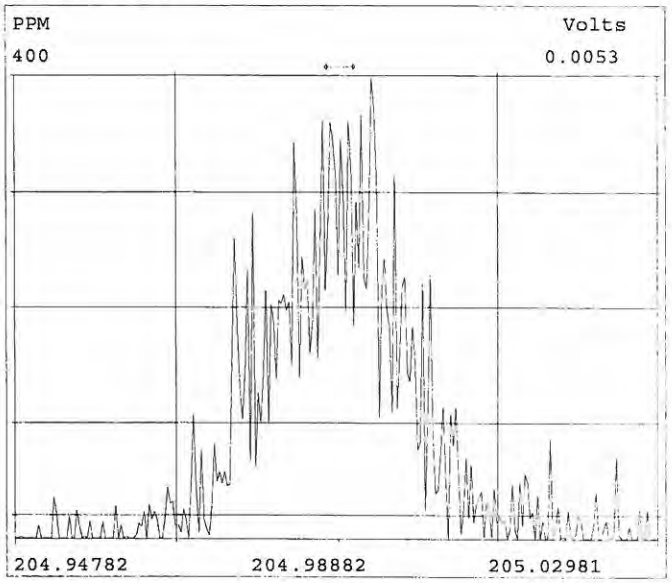

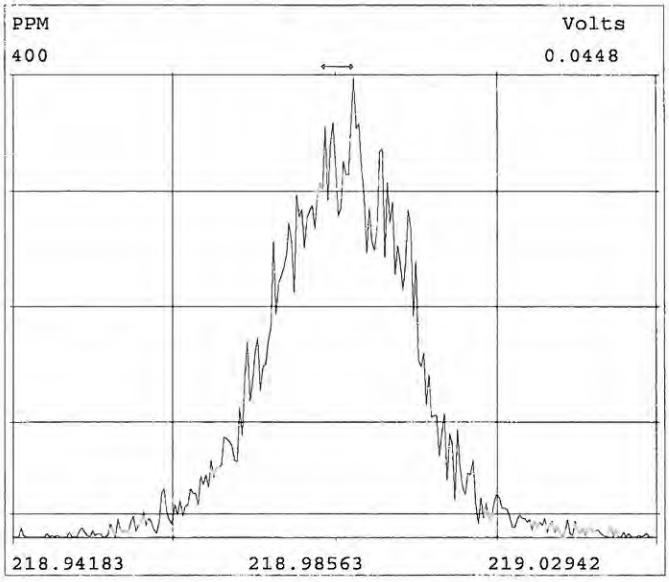

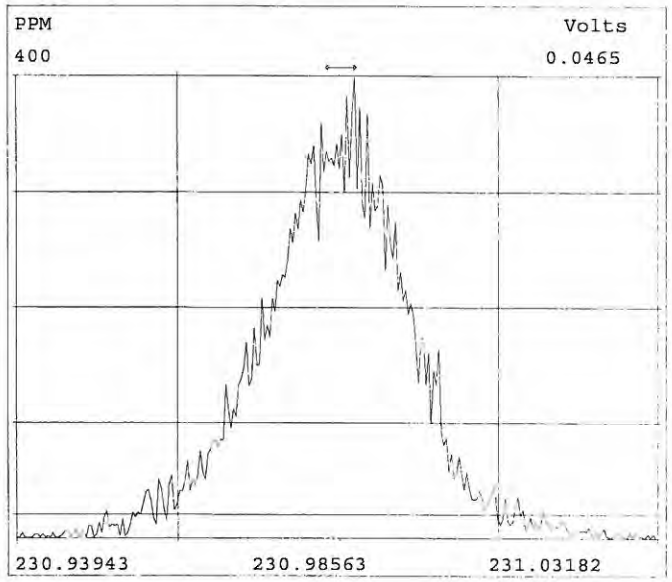

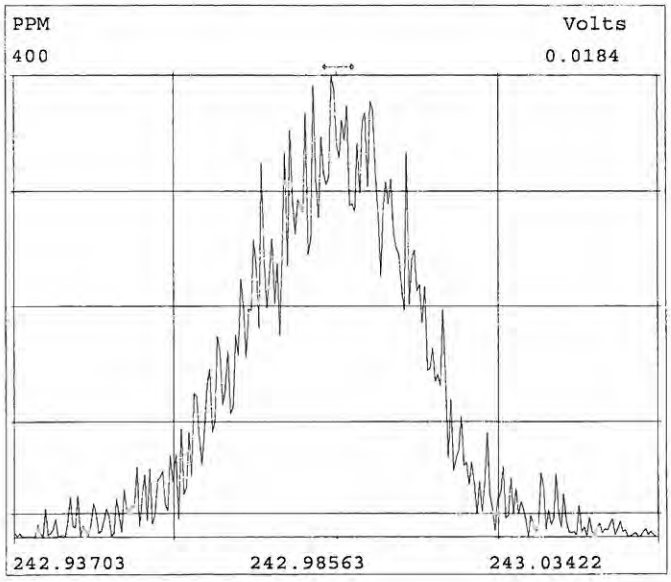

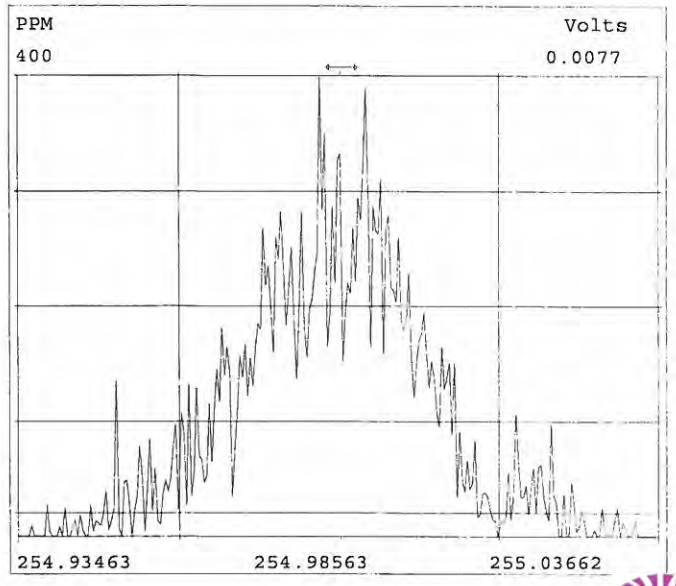

Peak Locate Examination: 4-AUG-2015:17:04 File:MP51_140JCAL
Experiment:MP-DB17MS-1_03 Function:6 Reference:PFK_1668A

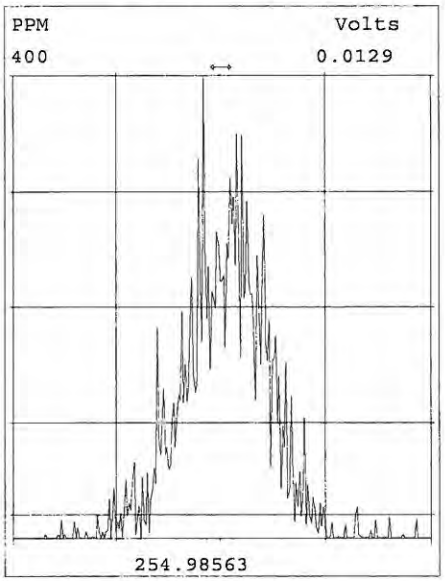

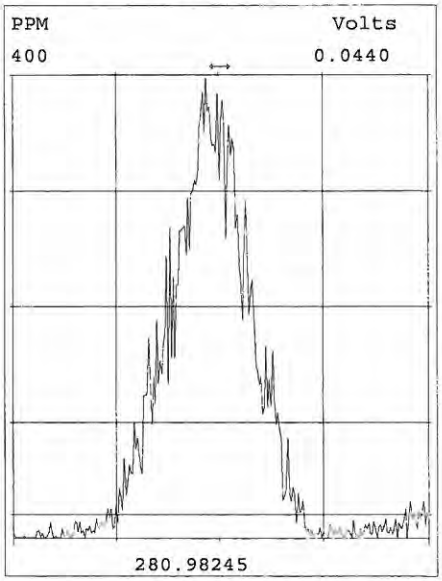

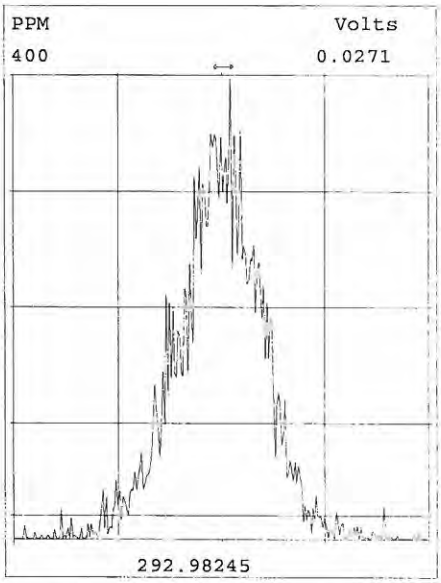

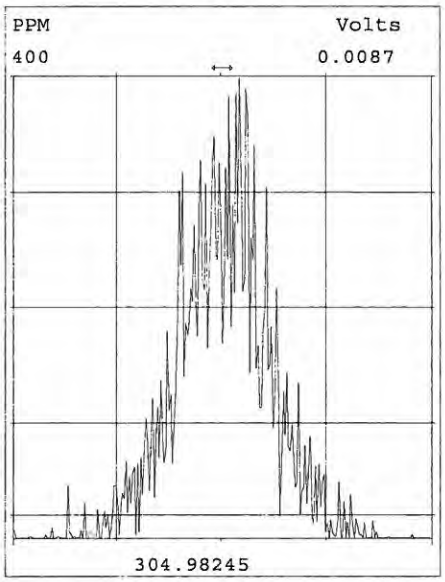

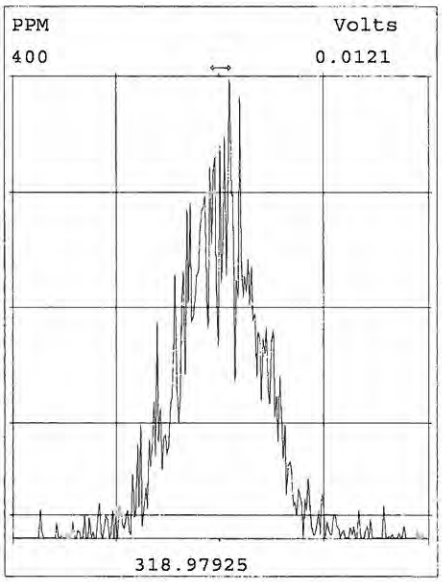

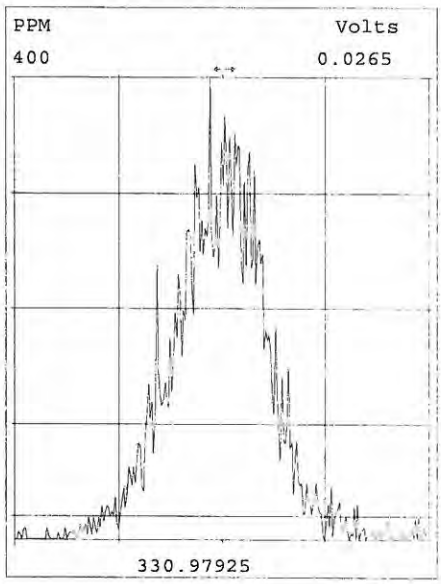

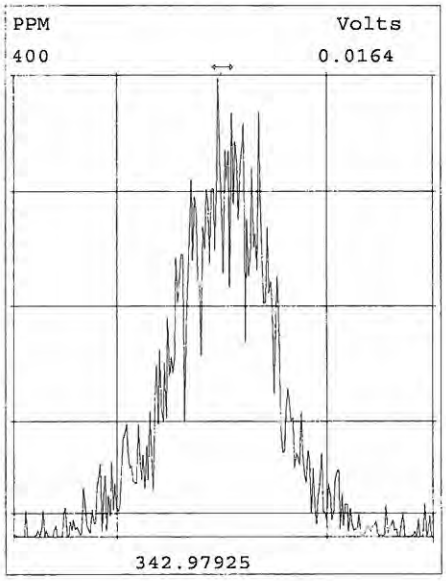

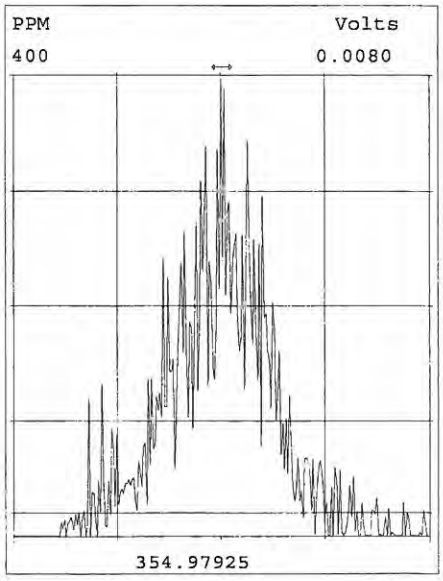

Peak Locate Examination: 5-AUG-2015:08:25 File:MP51_140KCAL2_140LCAL
Experiment:MP-DB17MS-1_03 Function:1 Reference:PFK_1668A

approved by m
05aug2015

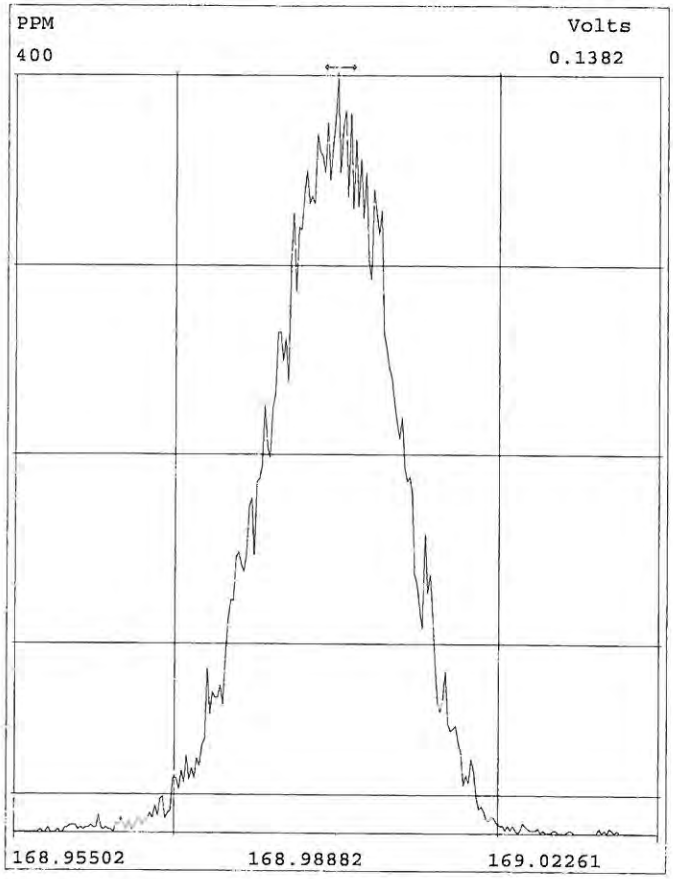

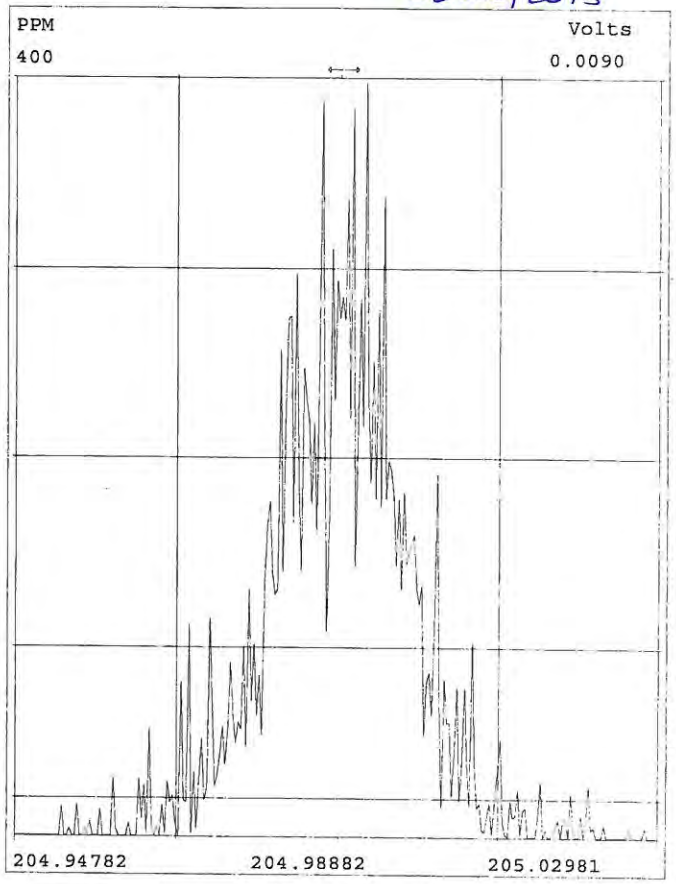

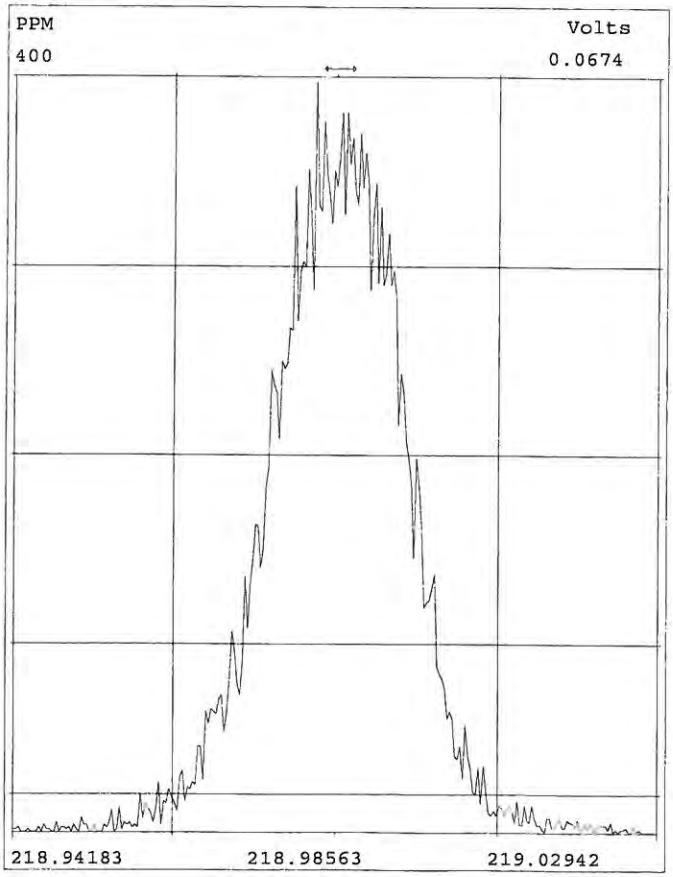

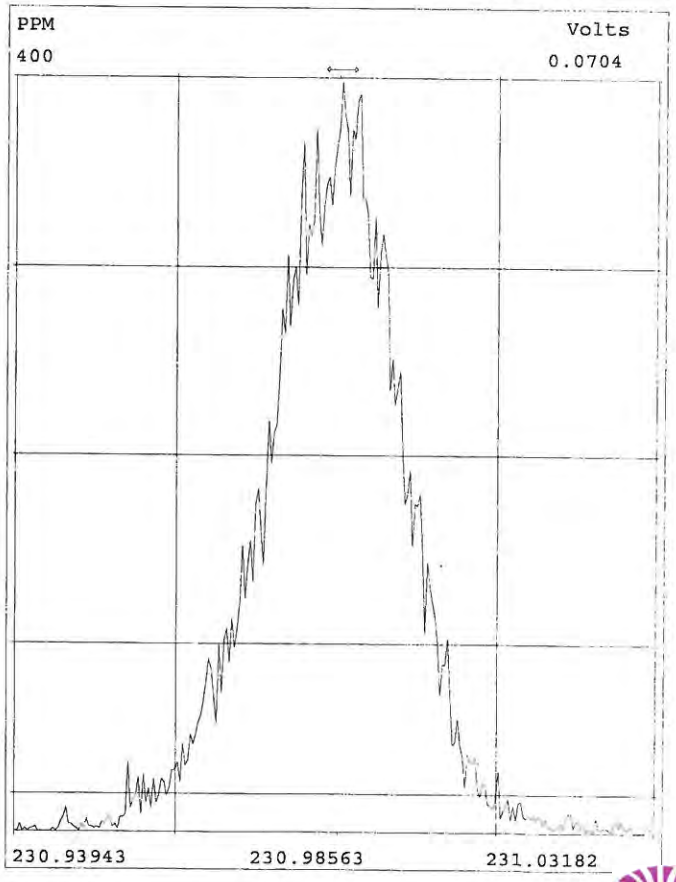

Peak Locate Examination: 5-AUG-2015:08:26 File:MP51_140KCAL2_140LCAL
Experiment:MP-DB17MS-1_03 Function:2 Reference:PFK_1668A

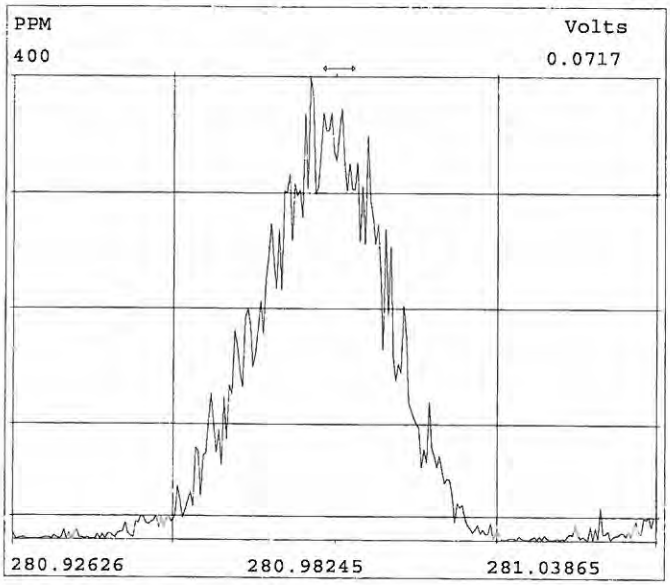

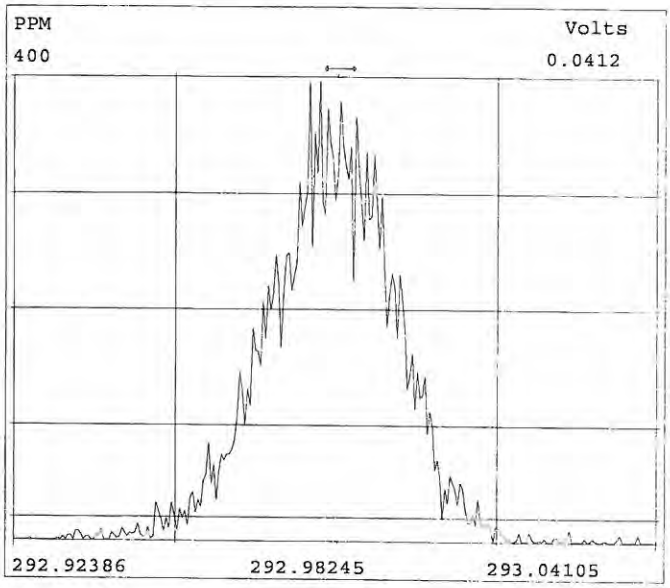

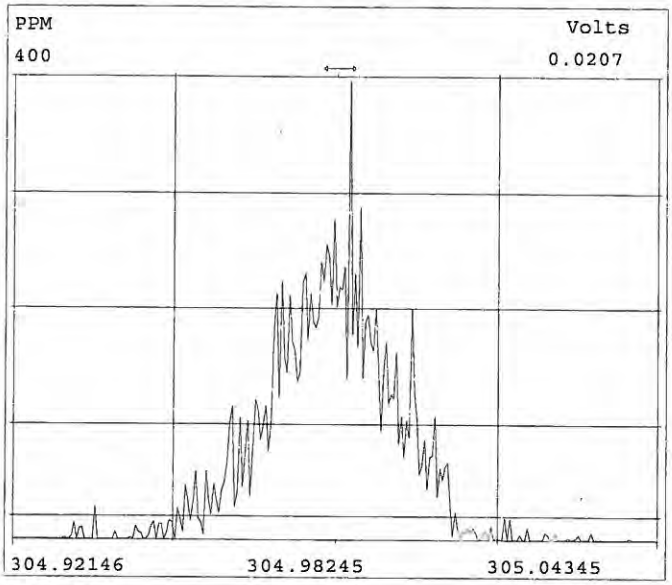

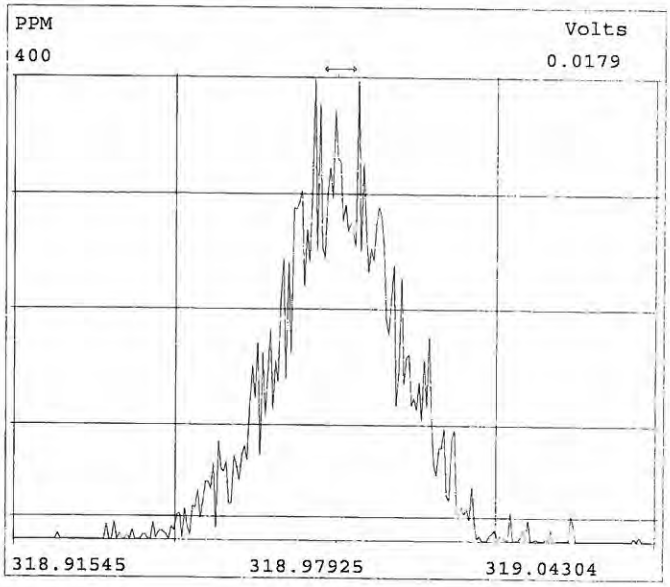

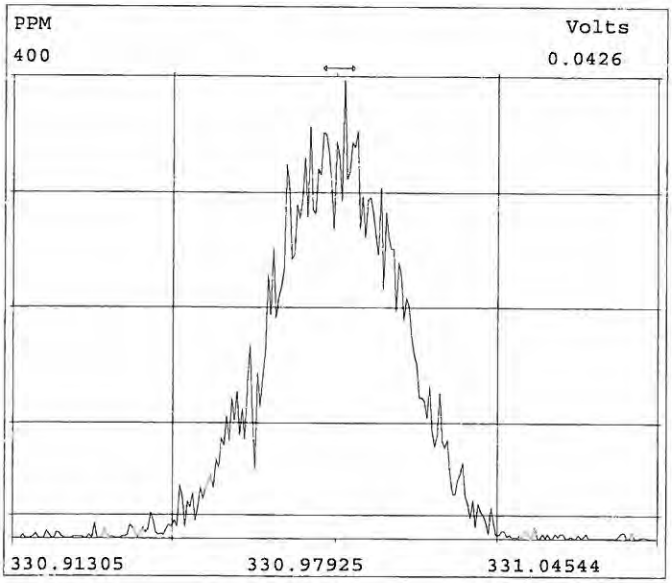

Peak Locate Examination: 5-AUG-2015:08:27 File:MP51_140KCAL2_140LCAL
Experiment:MP-DB17MS-1_03 Function:3 Reference:PFK_1668A

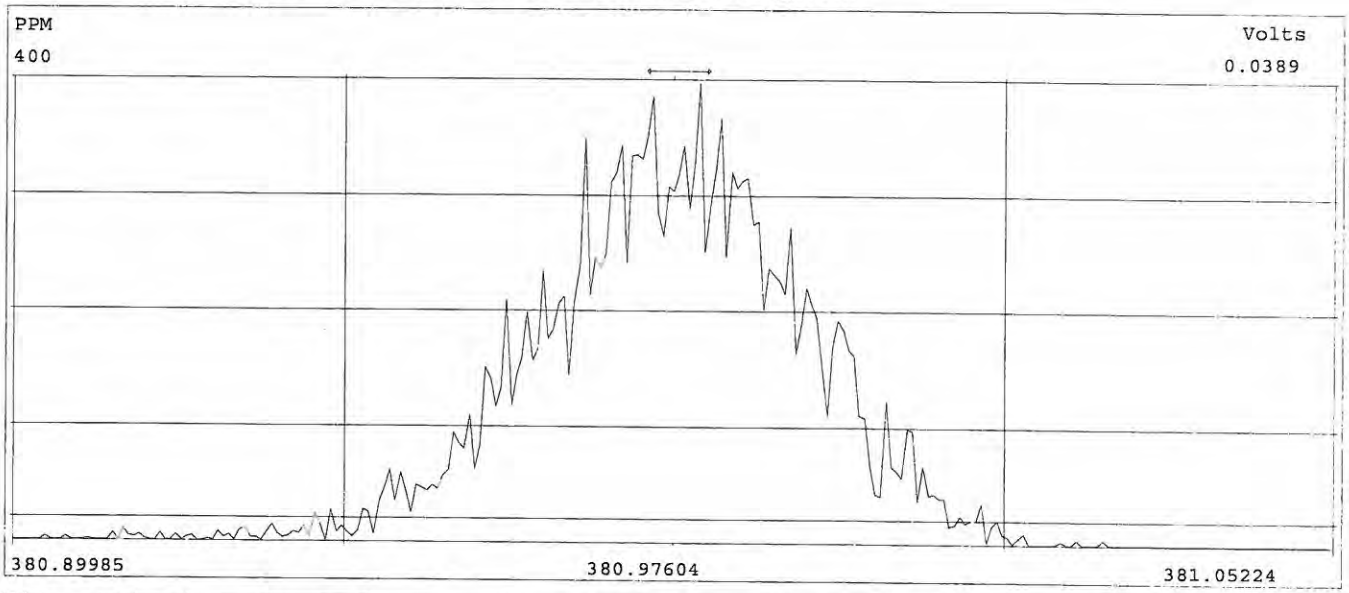

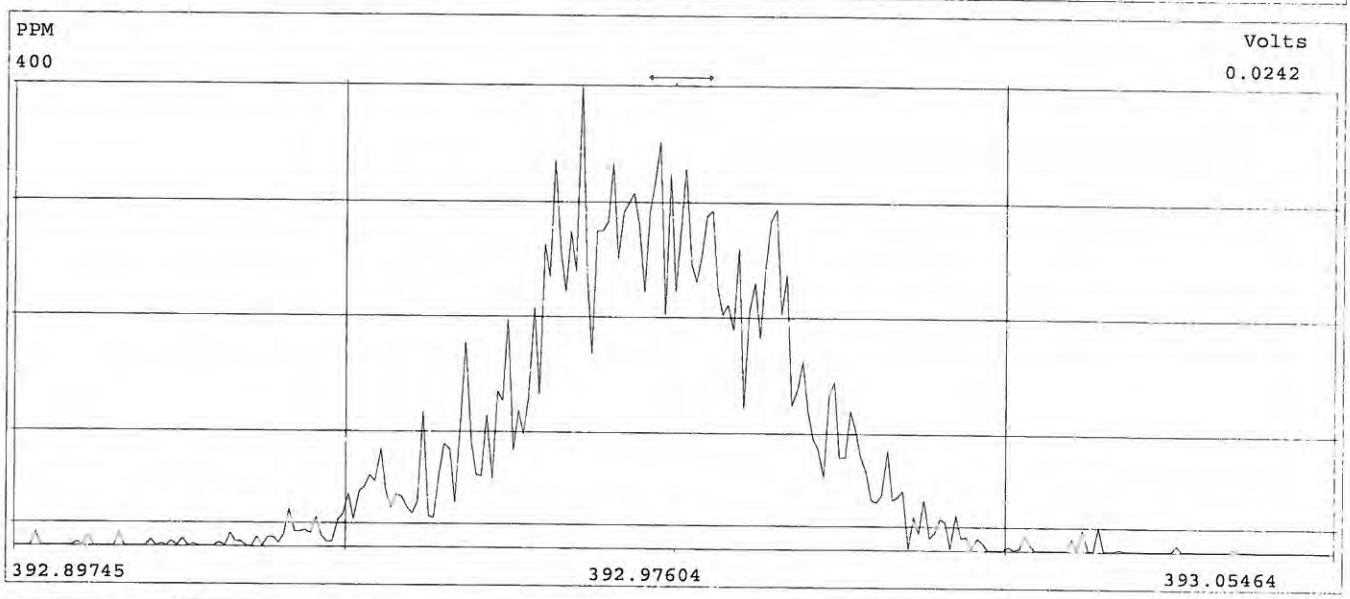

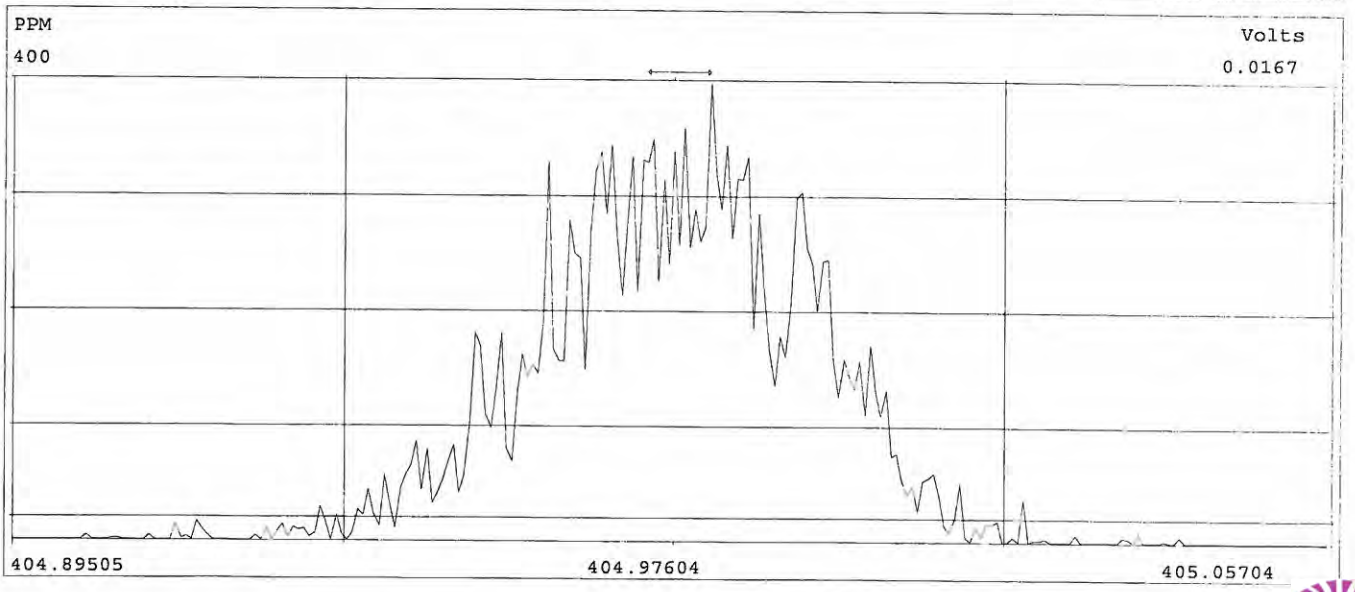

Peak Locate Examination: 5-AUG-2015:08:28 File:MP51_140KCAL2_140LCAL
Experiment:MP-DB17MS-1_03 Function:4 Reference:PFK_1668A

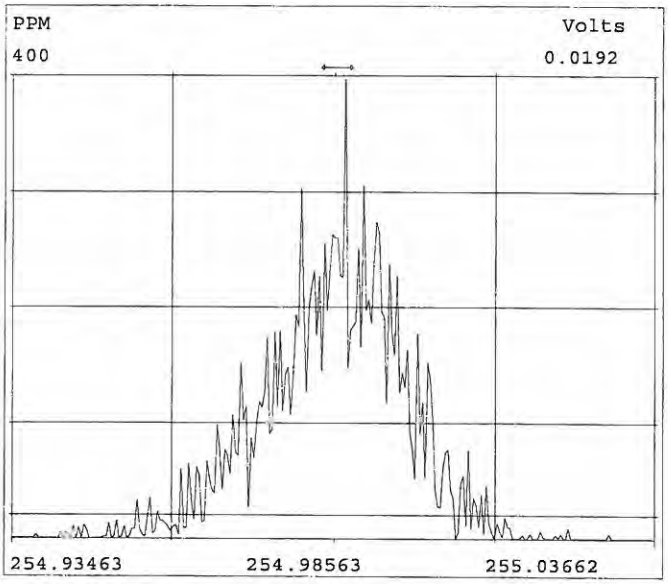

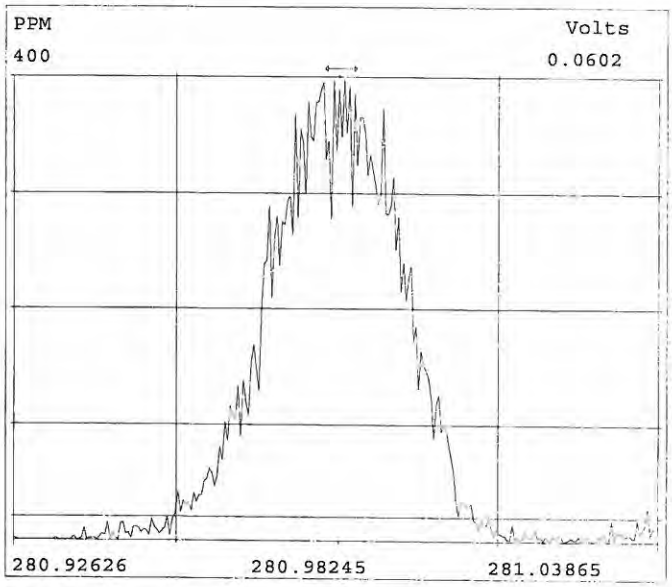

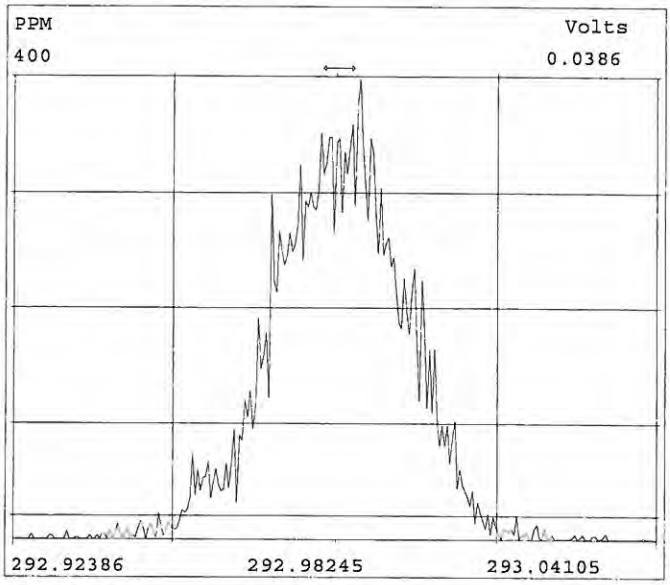

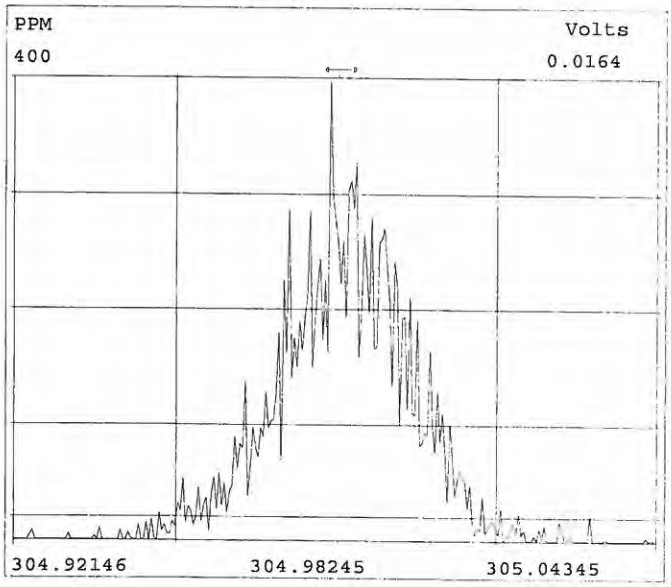

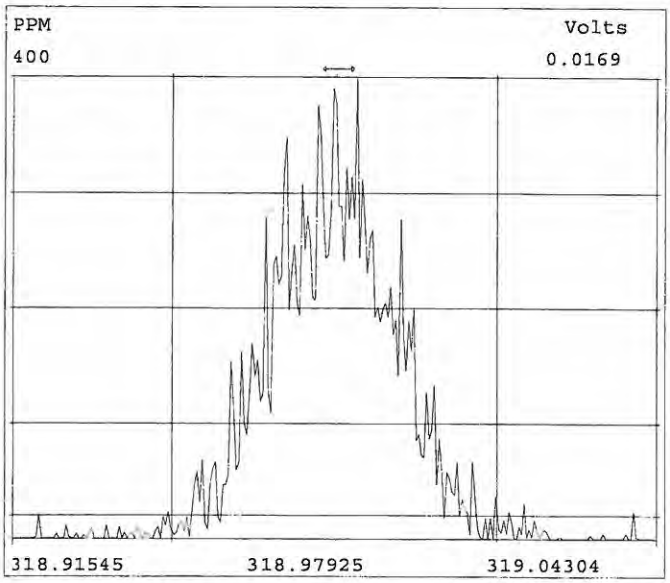

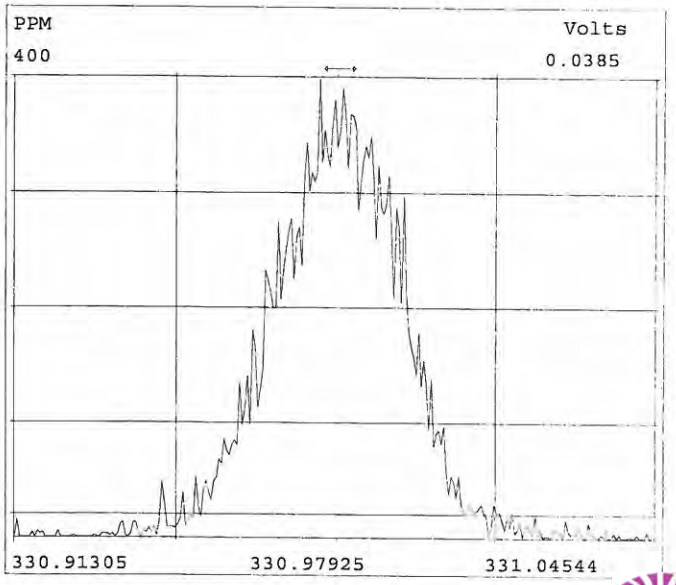

Peak Locate Examination: 5-AUG-2015:08:30 File:MP51_140KCAL2_140LCAL
Experiment:MP-DB17MS-1_03 Function:5 Reference:PFK_1668A

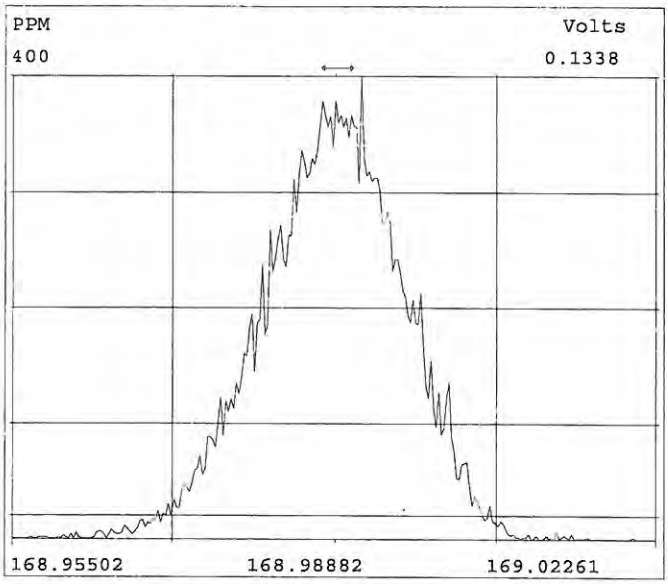

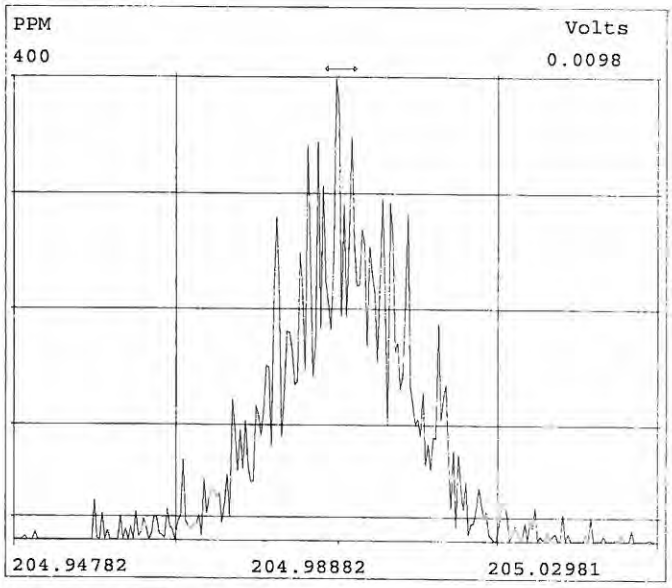

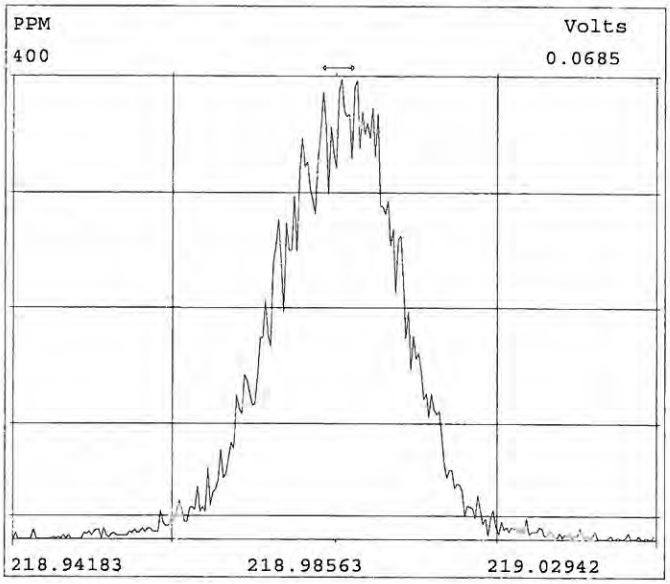

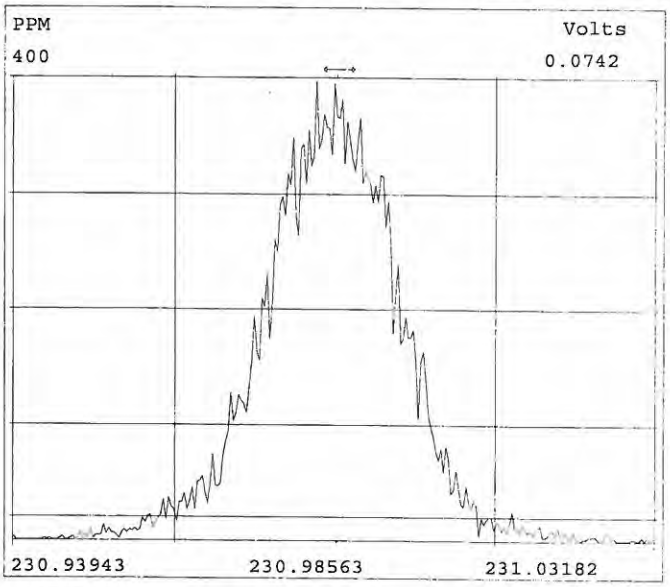

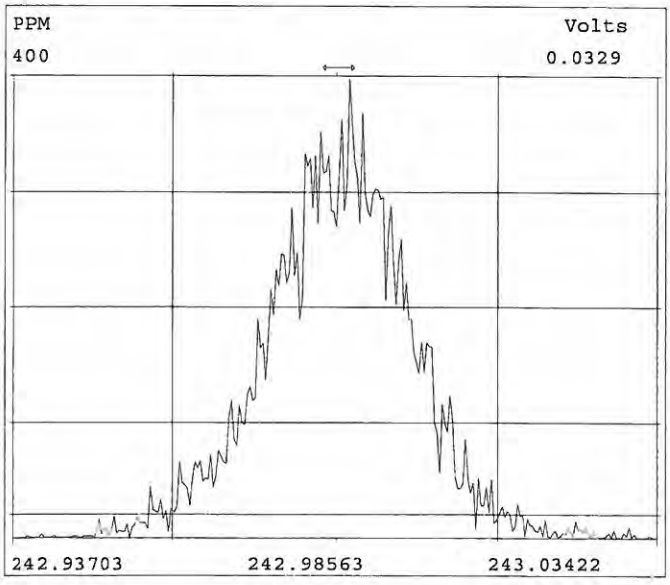

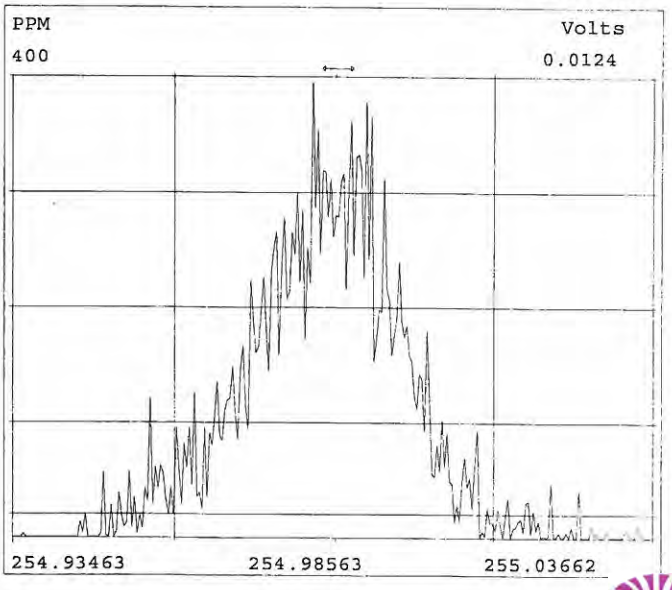

Peak Locate Examination: 5-AUG-2015:08:30 File:MP51_140KCAL2_140LCAL
Experiment:MP-DB17MS-1_03 Function:6 Reference:PFK_1668A

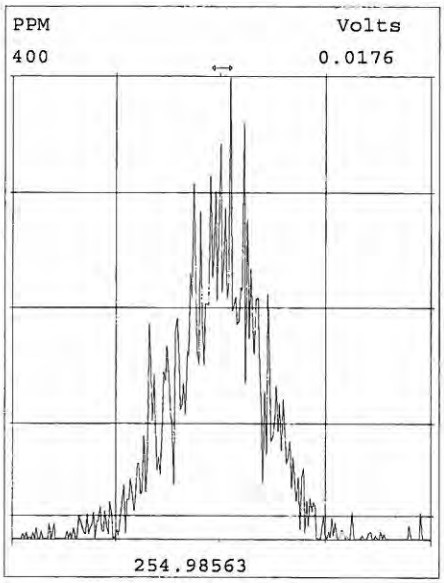

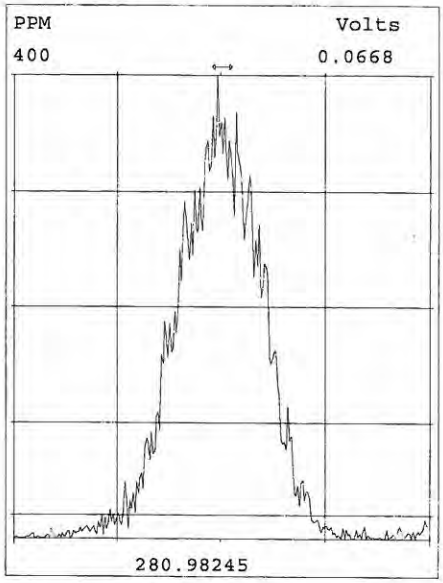

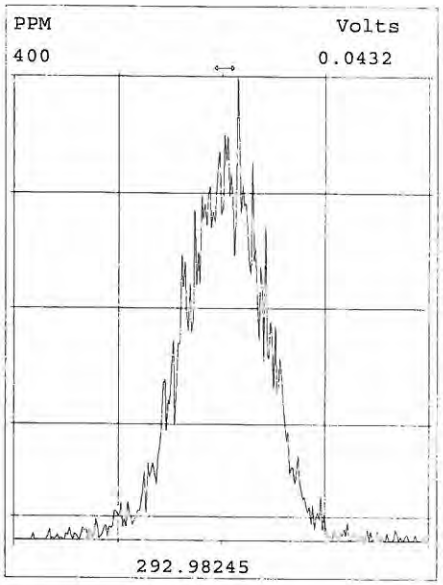

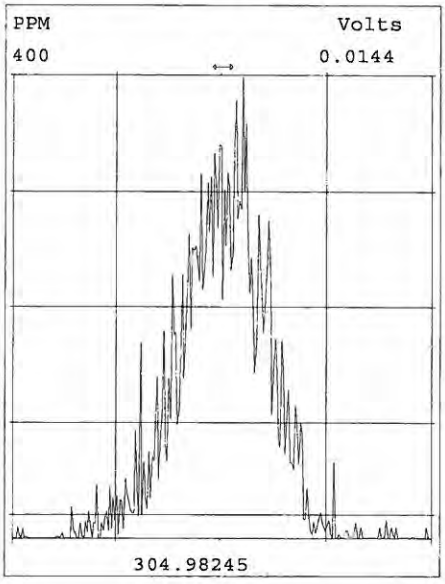

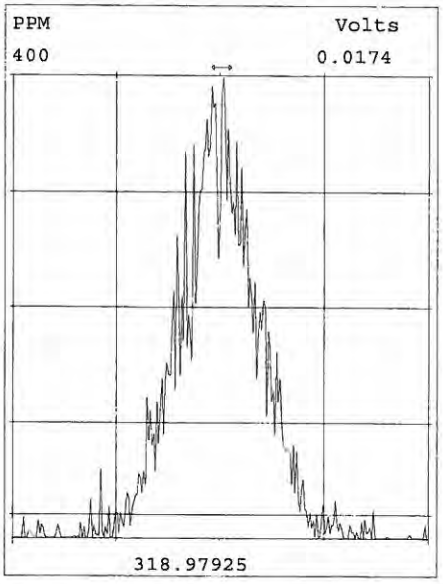

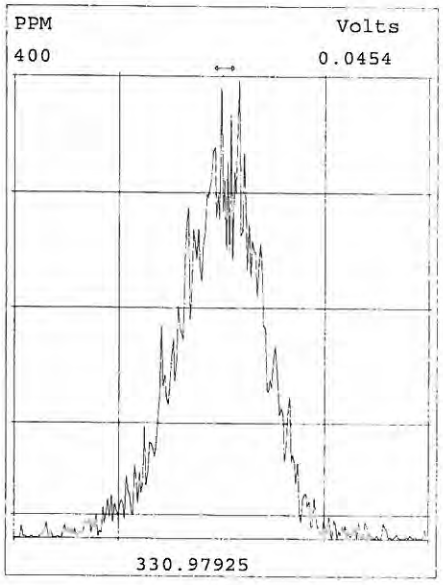

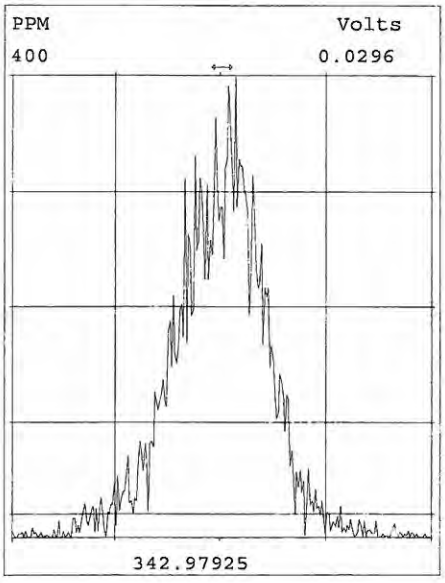

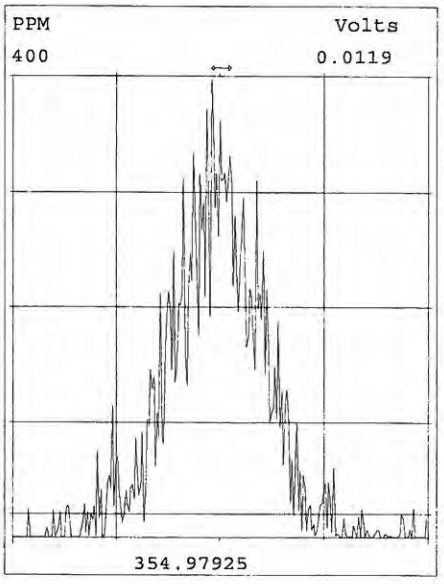

OPUSquan 7-AUG-2015 Page 1 MP51_140J-8A

c/q	Data Area	Data File	S	I	AnalyteTable	Factr #1	Factr #2	Size	HC	Sample Text	Comments	Done
1 c	STEM-DEFAULT	MP51_140K	1	1	MP-DB17-C06	0.0500	1.0000	1.000000	y	MP004A-CAL,,»	1,,2.0uL CS-1/SE»	y
2 c	STEM-DEFAULT	MP51_140K	2	1	MP-DB17-C06	0.1000	1.0000	1.000000	y	MP004B-CAL,,»	1,,2.0uL CS-2	y
3 c	STEM-DEFAULT	MP51_140J	5	1	MP-DB17-C06	0.2000	1.0000	1.000000	y	MP004C-CAL,,»	1,,2.0uL CS-3	y
4 c	STEM-DEFAULT	MP51_140K	3	1	MP-DB17-C06	1.0000	1.0000	1.000000	y	MP004D-CAL,,»	1,,2.0uL CS-4	y
5 c	STEM-DEFAULT	MP51_140J	3	1	MP-DB17-C06	10.0000	1.0000	1.000000	y	MP004E-CAL,,»	1,,2.0uL CS-5/Cal	y
6 c	STEM-DEFAULT	MP51_140K	6	1	MP-DB17-C06	50.0000	1.0000	1.000000	y	MP004F-CAL,,»	1,,2.0uL CS-6	y
7 c	STEM-DEFAULT	MP51_140K	5	1	MP-DB17-C06	100.0000	1.0000	1.000000	y	MP004G-CAL,,»	1,,2.0uL CS-7	y
8 c	STEM-DEFAULT	MP51_140K	4	1	MP-DB17-C06	200.0000	1.0000	1.000000	y	MP004H-CAL,,»	1,,2.0uL CS-8	y

OPUSquan 7-AUG-2015 Page 1 MP51_140J-A

	c/q	Data Area	Data File	S	I	AnalyteTable	Factr #1	Factr #2	Size	HC	Sample Text	Comments	Done
1	c	STEM-DEFAULT	MP51_140K	1	1	MP-DB17-C06	0.0500	1.0000	1.000000	y	MP004A-CAL,,»	1,,2.0uL CS-1/SE»	y
2	c	STEM-DEFAULT	MP51_140K	2	1	MP-DB17-C06	0.1000	1.0000	1.000000	y	MP004B-CAL,,»	1,,2.0uL CS-2	y
3	c	STEM-DEFAULT	MP51_140J	5	1	MP-DB17-C06	0.2000	1.0000	1.000000	y	MP004C-CAL,,»	1,,2.0uL CS-3	y
4	c	STEM-DEFAULT	MP51_140K	3	1	MP-DB17-C06	1.0000	1.0000	1.000000	y	MP004D-CAL,,»	1,,2.0uL CS-4	y
5	c	STEM-DEFAULT	MP51_140J	3	1	MP-DB17-C06	10.0000	1.0000	1.000000	y	MP004E-CAL,,»	1,,2.0uL CS-5/Cal	y
6	c	STEM-DEFAULT	MP51_140K	6	1	MP-DB17-C06	50.0000	1.0000	1.000000	y	MP004F-CAL,,»	1,,2.0uL CS-6	y
7	c	STEM-DEFAULT	MP51_140K	5	1	MP-DB17-C06	100.0000	1.0000	1.000000	y	MP004G-CAL,,»	1,,2.0uL CS-7	y
8	c	STEM-DEFAULT	MP51_140K	4	1	MP-DB17-C06	200.0000	1.0000	1.000000	y	MP004H-CAL,,»	1,,2.0uL CS-8	y
9	q	STEM-DEFAULT	MP51_140J	3	1	MP-DB17-C06	10.0000	1.0000	1.000000	y	MP004E-CAL,,»	1,,2.0uL CS-5/Cal	y
10	q	STEM-DEFAULT	MP51_140K	7	1	MP-DB17-S12	1.0000	1.0000	1.000000	y	Toluene,,	1,,1.0uL	y
11	q	STEM-DEFAULT	MP51_140K	8	1	MP-DB17-S12	1.0000	1.0000	1.000000	y	Toluene,,	1,,1.0uL	y
12	q	STEM-DEFAULT	MP51_140K	9	1	MP-DB17-S12	1.0000	1.0000	4.158000	y	L23367-12,WI»	4,WG51828,2.0/80»	y
13	q	STEM-DEFAULT	MP51_140K	10	1	MP-DB17-S12	1.0000	1.0000	4.146000	y	L23367-11,WI»	4,WG51828,2.0/80»	y
14	q	STEM-DEFAULT	MP51_140K	11	1	MP-DB17-S12	1.0000	1.0000	4.133000	y	L23368-5,WI3,	4,WG51828,2.0/80»	y
15	q	STEM-DEFAULT	MP51_140K	12	1	MP-DB17-S12	1.0000	1.0000	4.191000	y	L23367-18,NI,	20,WG51828,2.0/4»	y
16	q	STEM-DEFAULT	MP51_140K	13	1	MP-DB17-S12	1.0000	1.0000	4.222000	y	L23367-17,NI,	20,WG51828,2.0/4»	y
17	q	STEM-DEFAULT	MP51_140K	14	1	MP-DB17-S12	1.0000	1.0000	4.132000	y	L23368-4,NI,	20,WG51828,2.0/4»	y
18	q	STEM-DEFAULT	MP51_140K	15	1	MP-DB17-S12	1.0000	1.0000	4.145000	y	L23368-3,NI,	20,WG51828,2.0/4»	y
19	q	STEM-DEFAULT	MP51_140K	16	1	MP-DB17-C06	10.0000	1.0000	1.000000	y	MP004E-CAL,,»	1,,2.0uL CS-5/Cal	y

AXYS METHOD MLA-905 Rev 01

Form 3A
INITIAL CALIBRATION RELATIVE RESPONSES

AXYS ANALYTICAL SERVICES
2045 MILLS RD., SIDNEY, B.C., CANADA
V8L 5X2 TEL (250) 655-5800 FAX (250) 655-5811

Initial Calibration Date: 04-Aug-2015

Instrument ID: HR GC/MS

GC Column ID: DB17-MS

CS0 Data Filename: N/A

CS1 Data Filename: MP51_140K S: 1

CS2 Data Filename: MP51_140K S: 2

CS3 Data Filename: MP51_140J S: 5

CS4 Data Filename: MP51_140K S: 3

CS5 Data Filename: MP51_140J S: 3

CS6 Data Filename: MP51_140K S: 6

		RELATIVE RESPONSE (RR)								
COMPOUND	**LAB FLAG [1]**	**CS0**	**CS1**	**CS2**	**CS3**	**CS4**	**CS5**	**CS6**	**MEAN RR**	**CV (%RSD)[2]**
3-OH-Chrysene			0.93	0.79	0.79	0.76	0.70	0.71	0.78	10.6
3-OH-Benzo[a]pyrene			0.60	0.51	0.59	0.61	0.58	0.62	0.58	6.60
9-OH-Benzo[a]pyrene			0.35	0.39	0.50	0.44	0.46	0.50	0.44	13.8
3-OH-Benz[a]anthracene			0.77	0.83	0.95	0.90	0.93	0.99	0.89	8.80

(1) Where applicable, custom lab flags have been used on this report.
(2) QC limit is 25% RSD.

These data are validated and reported as accurate and in accord with AXYS Analytical Services Ltd. ISO17025 compliant quality assurance processes.

Signed: _____Million Woudneh_____

For Axys Internal Use Only [XSL Template: Form3A.xsl; Created: 17-Aug-2015 14:34:55; Application: XMLTransformer-1.14.15;
Report Filename: GENERIC-SPECS_Pest_04-Aug-2015_MP51__Form3A_GS60443.html; Workgroup: WG51828; Design ID: 2302]

AXYS METHOD MLA-905 Rev 01

Form 3B
INITIAL CALIBRATION RELATIVE RESPONSES

AXYS ANALYTICAL SERVICES
2045 MILLS RD., SIDNEY, B.C., CANADA
V8L 5X2 TEL (250) 655-5800 FAX (250) 655-5811

Initial Calibration Date: 04-Aug-2015

Instrument ID: HR GC/MS

GC Column ID: DB17-MS

CS0 Data Filename: N/A

CS1 Data Filename: MP51_140K S: 1

CS2 Data Filename: MP51_140K S: 2

CS3 Data Filename: MP51_140J S: 5

CS4 Data Filename: MP51_140K S: 3

CS5 Data Filename: MP51_140J S: 3

CS6 Data Filename: MP51_140K S: 6

		RELATIVE RESPONSE (RR)								
LABELED COMPOUND	**LAB FLAG [1]**	**CS0**	**CS1**	**CS2**	**CS3**	**CS4**	**CS5**	**CS6**	**MEAN RR**	**CV (%RSD)[2]**
13C6-3-OH-Chrysene			2.60	2.64	2.60	2.74	2.39	2.81	2.63	5.42
13C6-1-OH-Benz[a]anthracene			2.66	2.56	2.51	2.68	2.29	2.71	2.57	6.00
d11-3-OH-Benzo[a]pyrene			1.44	1.62	1.62	1.59	1.41	1.72	1.56	7.69

(1) Where applicable, custom lab flags have been used on this report.
(2) QC limit is 35% for labeled compounds.

These data are validated and reported as accurate and in accord with AXYS Analytical Services Ltd. ISO17025 compliant quality assurance processes.

Signed: _____Million Woudneh_____

For Axys Internal Use Only [XSL Template: Form3B.xsl; Created: 17-Aug-2015 14:34:55; Application: XMLTransformer-1.14.15;
Report Filename: GENERIC-SPECS_Pest_04-Aug-2015_MP51__Form3B_GS60443.html; Workgroup: WG51828; Design ID: 2302]

AXYS METHOD MLA-905 Rev 01

Form 3C
INITIAL CALIBRATION ION ABUNDANCE RATIOS

AXYS ANALYTICAL SERVICES
2045 MILLS RD., SIDNEY, B.C., CANADA
V8L 5X2 TEL (250) 655-5800 FAX (250) 655-5811

Initial Calibration Date: 04-Aug-2015

Instrument ID: HR GC/MS

GC Column ID: DB17-MS

CS0 Data Filename: N/A
CS1 Data Filename: MP51_140K S: 1
CS2 Data Filename: MP51_140K S: 2
CS3 Data Filename: MP51_140J S: 5
CS4 Data Filename: MP51_140K S: 3
CS5 Data Filename: MP51_140J S: 3
CS6 Data Filename: MP51_140K S: 6

COMPOUND	LAB FLAG [1]	M/Z's FORMING RATIO	ION ABUNDANCE RATIO CS0	CS1	CS2	CS3	CS4	CS5	CS6	QC LIMITS[2]
3-OH-Chrysene		**316/301**		2.18	2.46	2.98	2.97	3.02	2.97	1.80-3.73
3-OH-Benzo[a]pyrene		**340/325**		6.03	6.22	8.22	8.38	8.92	8.44	5.01-10.4
9-OH-Benzo[a]pyrene		**340/325**		8.00	9.12	11.1	11.6	12.1	11.2	6.83-14.2
3-OH-Benz[a]anthracene		**316/301**		3.00	2.98	3.30	3.23	3.26	3.17	2.05-4.26

(1) Where applicable, custom lab flags have been used on this report.
(2) QC limits are +/- 20% of the theoretical ion ratios for calibration standards CS2 to CS5, and +/- 50% for calibration standard CS1.

These data are validated and reported as accurate and in accord with AXYS Analytical Services Ltd. ISO17025 compliant quality assurance processes.

Signed: _____Million Woudneh_____

For Axys Internal Use Only [XSL Template: Form3C.xsl; Created: 17-Aug-2015 14:34:55; Application: XMLTransformer-1.14.15;
Report Filename: GENERIC-SPECS_Pest_04-Aug-2015_MP51__Form3C_GS60443.html; Workgroup: WG51828; Design ID: 2302]

AXYS METHOD MLA-905 Rev 01

Form 3D
INITIAL CALIBRATION ION ABUNDANCE RATIOS

AXYS ANALYTICAL SERVICES
2045 MILLS RD., SIDNEY, B.C., CANADA
V8L 5X2 TEL (250) 655-5800 FAX (250) 655-5811

Initial Calibration Date: 04-Aug-2015

Instrument ID: HR GC/MS

GC Column ID: DB17-MS

CS0 Data Filename: N/A
CS1 Data Filename: MP51_140K S: 1
CS2 Data Filename: MP51_140K S: 2
CS3 Data Filename: MP51_140J S: 5
CS4 Data Filename: MP51_140K S: 3
CS5 Data Filename: MP51_140J S: 3
CS6 Data Filename: MP51_140K S: 6

LABELED COMPOUND	LAB FLAG[1]	M/Z's FORMING RATIO	ION ABUNDANCE RATIO CS0	CS1	CS2	CS3	CS4	CS5	CS6	QC LIMITS[2]
13C6-3-OH-Chrysene		**322/307**		2.96	2.98	3.05	2.97	3.03	2.98	1.95-4.04
13C6-1-OH-Benz[a]anthracene		**322/307**		3.56	3.61	3.67	3.63	3.67	3.54	2.35-4.88
d11-3-OH-Benzo[a]pyrene		**351/336**		10.3	10.3	10.6	10.4	10.6	10.2	6.75-14.0

(1) Where applicable, custom lab flags have been used on this report.

These data are validated and reported as accurate and in accord with AXYS Analytical Services Ltd. ISO17025 compliant quality assurance processes.
Signed: _____Million Woudneh_____

For Axys Internal Use Only [XSL Template: Form3D.xsl; Created: 17-Aug-2015 14:34:55; Application: XMLTransformer-1.14.15;
Report Filename: GENERIC-SPECS_Pest_04-Aug-2015_MP51__Form3D_GS60443.html; Workgroup: WG51828; Design ID: 2302]

AXYS METHOD MLA-905 Rev 01

Form 4A
CALIBRATION VERIFICATION

AXYS ANALYTICAL SERVICES
2045 MILLS RD., SIDNEY, B.C., CANADA
V8L 5X2 TEL (250) 655-5800 FAX (250) 655-5811

Initial Calibration Date:	04-Aug-2015	**VER Data Filename:**	MP51_140J S: 3
Instrument ID:	HR GC/MS	**Analysis Date:**	04-Aug-2015
GC Column ID:	DB17-MS	**Analysis Time:**	18:12:58

COMPOUND	CAS NO.	LAB FLAG [1]	m/e ION CHANNELS	ION ABUND. RATIO	QC LIMITS	CONC. FOUND (ng/mL)	CONC. RANGE (ng/mL)
3-OH-Chrysene	63019-39-6		316/301	3.02	1.96-4.08	47.7	35.8-66.6
3-OH-Benzo[a]pyrene	13345-21-6		340/325	8.92	5.80-12.0	51.8	36.6-68.0
9-OH-Benzo[a]pyrene	17573-21-6		340/325	12.1	7.85-16.3	49.7	35.9-66.7
3-OH-Benz[a]anthracene	4834-35-9		316/301	3.26	2.12-4.40	51.4	35.4-65.8

(1) Where applicable, custom lab flags have been used on this report.

These data are validated and reported as accurate and in accord with AXYS Analytical Services Ltd. ISO17025 compliant quality assurance processes.
Signed: _____Million Woudneh_____

For Axys Internal Use Only [XSL Template: Pest4A.xsl; Created: 17-Aug-2015 10:43:23; Application: XMLTransformer-1.14.15;
Report Filename: GENERIC-SPECS_Pest_MP51_140JS3__Form4A_SJ1917857.html; Workgroup: WG51828; Design ID: 2302]

AXYS METHOD MLA-905 Rev 01

Form 4B
CALIBRATION VERIFICATION

AXYS ANALYTICAL SERVICES
2045 MILLS RD., SIDNEY, B.C., CANADA
V8L 5X2 TEL (250) 655-5800 FAX (250) 655-5811

Initial Calibration Date:	04-Aug-2015	**VER Data Filename:**	MP51_140J S: 3
Instrument ID:	HR GC/MS	**Analysis Date:**	04-Aug-2015
GC Column ID:	DB17-MS	**Analysis Time:**	18:12:58

LABELED COMPOUND	CAS NO.	LAB FLAG [1]	m/e ION CHANNELS	ION ABUND. RATIO	QC LIMITS	CONC. FOUND (ng/mL)	CONC. RANGE (ng/mL)
13C6-3-OH-Chrysene			322/307	3.03	1.97-4.09	227	126-379
13C6-1-OH-Benz[a]anthracene			322/307	3.67	2.39-4.95	222	126-378
d11-3-OH-Benzo[a]pyrene			351/336	10.6	6.90-14.3	215	49.8-299

(1) Where applicable, custom lab flags have been used on this report.

These data are validated and reported as accurate and in accord with AXYS Analytical Services Ltd. ISO17025 compliant quality assurance processes.
Signed: _____Million Woudneh_____

For Axys Internal Use Only [XSL Template: Pest4B.xsl; Created: 17-Aug-2015 10:43:23; Application: XMLTransformer-1.14.15;
Report Filename: GENERIC-SPECS_Pest_MP51_140JS3__Form4B_SJ1917857.html; Workgroup: WG51828; Design ID: 2302]

www.axysanalytical.com

Experiment : MP-DB17MS-1_03
GC Program : MP-DB17MS-1_01
Column type : DB17-MS
Serial # : US8631163H/US5¶
kPa : 386
Vol injected: 2.0uL
PMT Voltage : 399

Temps -source: 250
-s resv: 160
-re_ent: 270
-cap_1 : 270
-cap_2 : 270

Tune : XX/MO
List : VR/MO
Check :
LIMS :
Logfile:

Date -list : 05-AUG-2015
-liner : 05-AUG-2015
-septum: 05-AUG-2015
-guard : 60cm 05-AUG-2015
-column: NEW 31-JUL-2015
-t line: NEW 31-JUL-2015

#	Data file	S	V	Sample Text	Comments	Acquisition Date/Time
1	MP51_141C	1	1	MP004E-CAL,,/03	1,,2.0uL CS-5/Cal	5-AUG-15 18:21:30
2	MP51_141C	2	2	MP004E-CAL,,/03	1,,2.0uL CS-5/Cal	5-AUG-15 18:55:37
3	MP51_141C	3	3	Toluene,,	1,,1.0uL	5-AUG-15 19:30:28
4	MP51_141C	4	4	Toluene,,	1,,1.0uL	5-AUG-15 20:04:36
5	MP51_141C	5	5	L23368-2,N,	10,WG51828,2.0/200uL	5-AUG-15 20:38:47
6	MP51_141C	6	6	L23367-13,N,	10,WG51828,2.0/200uL	5-AUG-15 21:12:52
7	MP51_141C	7	7	MP004E-CAL,,/03	1,,2.0uL CS-5/Cal	5-AUG-15 21:47:01
8	MP51_141C	8	8	MP004E-CAL,,/03	1,,2.0uL CS-5/Cal	5-AUG-15 22:21:12
9	MP51_141C	9	9	Toluene,,	1,,1.0uL	5-AUG-15 22:55:18
10	MP51_141C	10	10	Toluene,,	1,,1.0uL	5-AUG-15 23:29:23
11	MP51_141C	11	11	L23368-7,N,	20,WG51889,2.0/200uL	6-AUG-15 00:03:32
12	MP51_141C	12	12	L23368-17,N,	40,WG51889,2.0/400uL	6-AUG-15 00:37:36
13	MP51_141C	13	13	L23368-18,N,	40,WG51889,2.0/400uL	6-AUG-15 01:11:47
14	MP51_141C	14	14	MP004E-CAL,,/03	1,,1.0uL Cal	6-AUG-15 01:45:57
15	MP51_141C	15	15	MP004E-CAL,,/03	1,,1.0uL Cal	6-AUG-15 08:19:15
16	MP51_141C	16	16	Toluene,,	1,,1.0uL	6-AUG-15 08:53:21
17	MP51_141C	17	17	Toluene,,	1,,1.0uL	6-AUG-15 09:27:25
18	MP51_141C	18	18	L23368-14,N,	10,WG51889,2.0/200uL	6-AUG-15 10:01:35
19	MP51_141C	19	19	L23368-13,N,	10,WG51889,2.0/200uL	6-AUG-15 10:35:44
20	MP51_141C	20	20	L23368-12,N,	10,WG51889,2.0/200uL	6-AUG-15 11:09:54
21	MP51_141C	21	21	L23368-11,N,	10,WG51889,2.0/200uL	6-AUG-15 11:44:02
22	MP51_141C	22	22	L23368-10,N,	10,WG51889,2.0/200uL	6-AUG-15 12:18:08
23	MP51_141C	23	23	L23368-9,N,	10,WG51889,2.0/200uL	6-AUG-15 12:52:13
24	MP51_141C	24	24	L23368-8,N,	10,WG51889,2.0/200uL	6-AUG-15 13:26:24
25	MP51_141C	25	25	MP004E-CAL,,/03	1,,1.0uL Cal	6-AUG-15 14:00:30
26	MP51_141C	26	26	MP004E-CAL,,/03	1,,1.0uL Cal	6-AUG-15 14:34:38
27	MP51_141C	27	27	Toluene,,	1,,1.0uL	6-AUG-15 15:21:55
28	MP51_141C	28	28	Toluene,,	1,,1.0uL	6-AUG-15 15:56:00
29	MP51_141C	29	29	L23367-11,WI4,	4,WG51828,2.0/800uL	6-AUG-15 16:30:10
30	MP51_141C	30	30	L23367-17,NI2,	20,WG51828,2.0/400uL	6-AUG-15 17:04:22
31	MP51_141C	31	31	MP004E-CAL,,/03	1,,1.0uL Cal	6-AUG-15 17:38:32
32	MP51_141C	32	32	MP004E-CAL,,/03	1,,1.0uL Cal	6-AUG-15 18:12:45

Peak Locate Examination: 5-AUG-2015:18:18 File:MP51_141CCAL
Experiment:MP-DB17MS-1_03 Function:1 Reference:PFK_1668A

Approved JX 05 Aug 2015

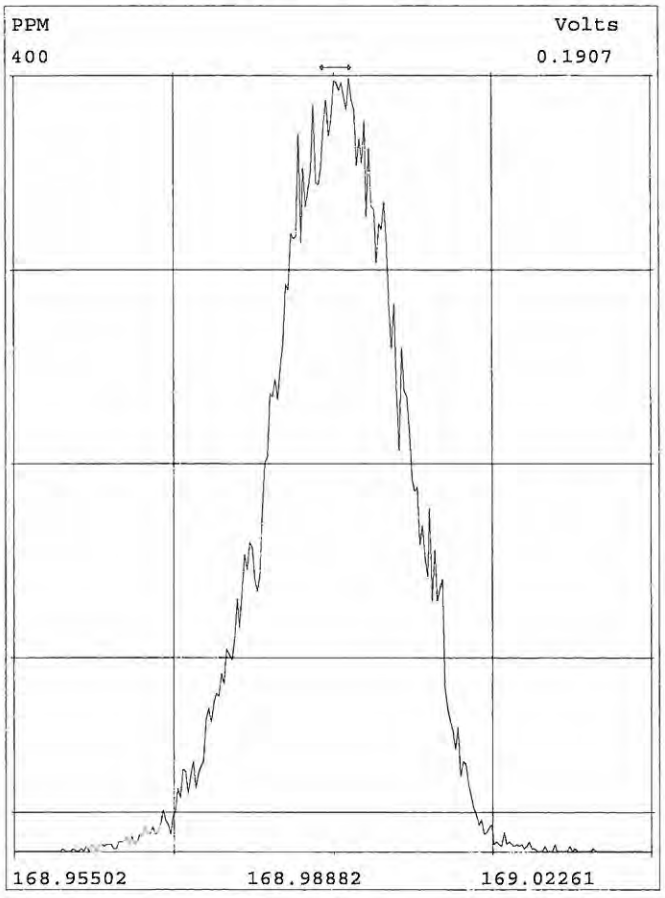

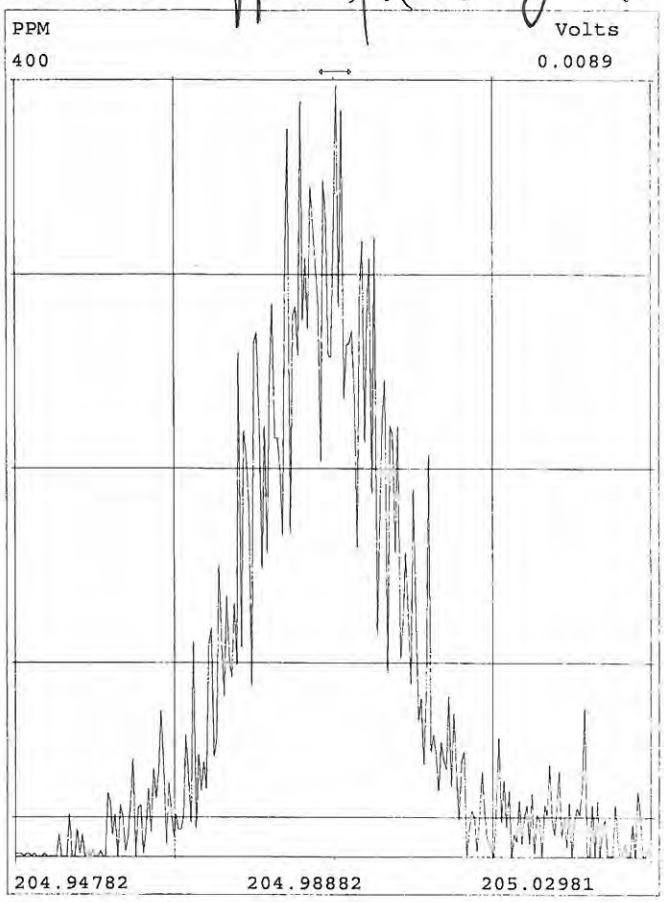

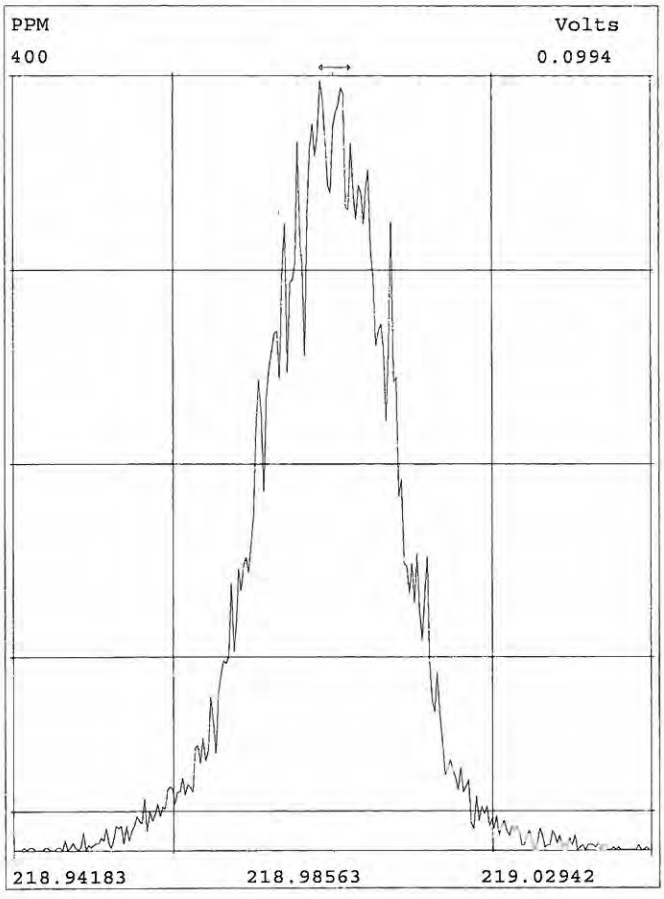

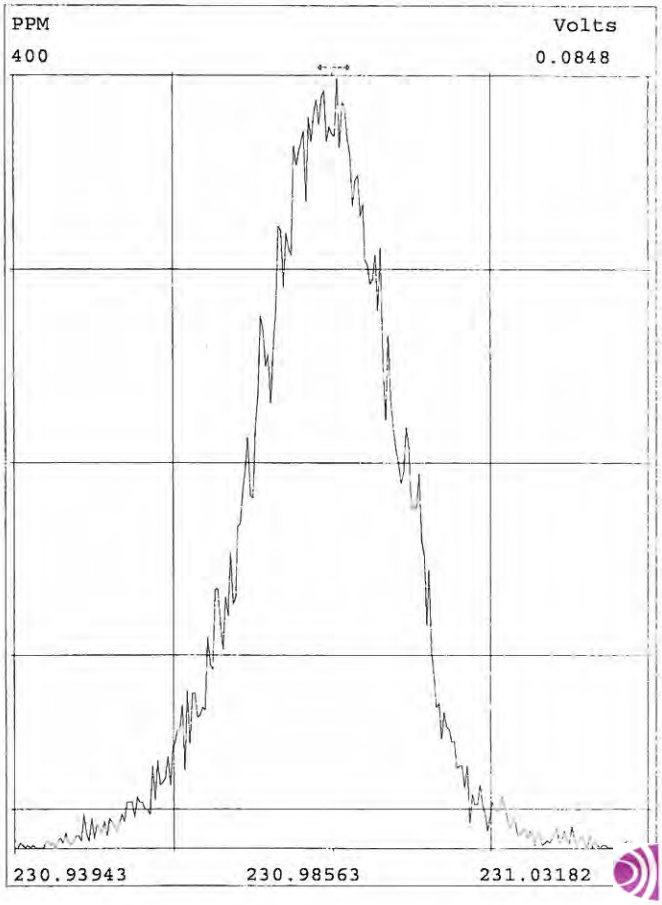

Peak Locate Examination: 5-AUG-2015:18:18 File:MP51_141CCAL
Experiment:MP-DB17MS-1_03 Function:2 Reference:PFK_1668A



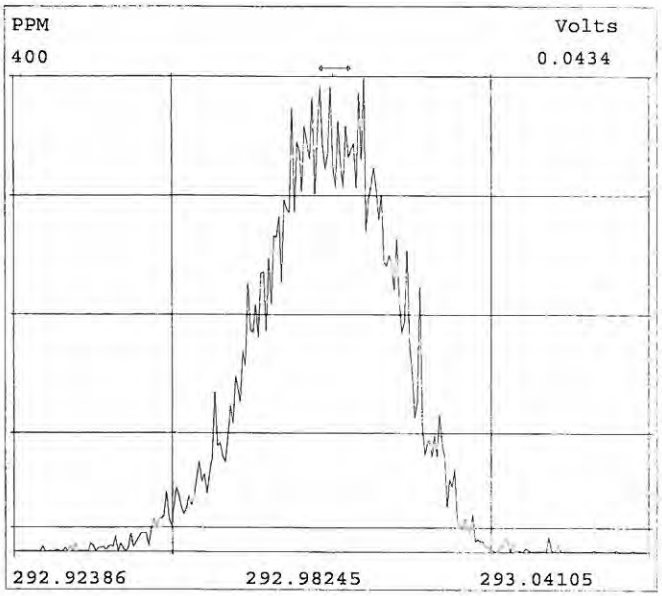

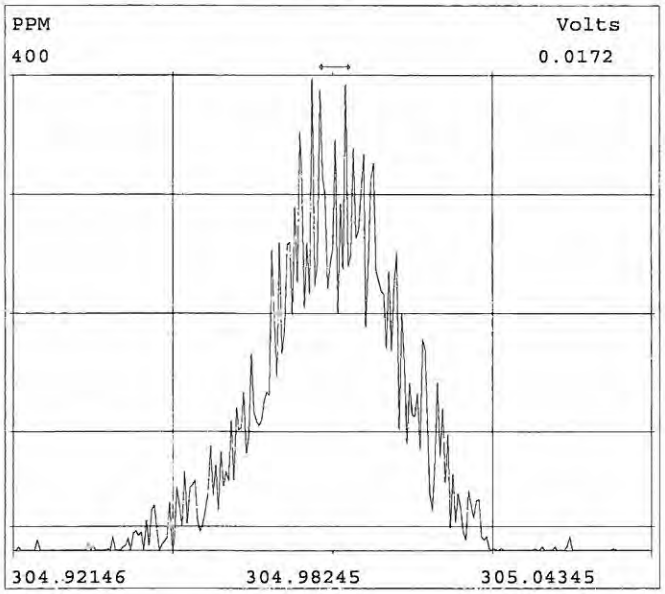

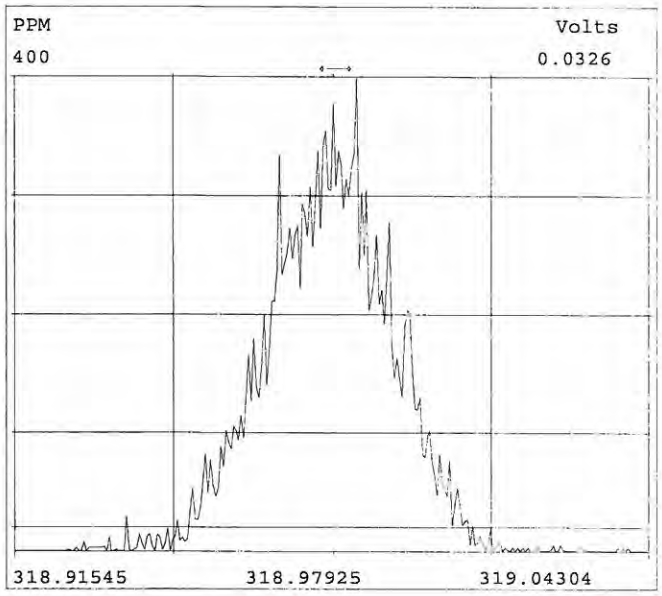

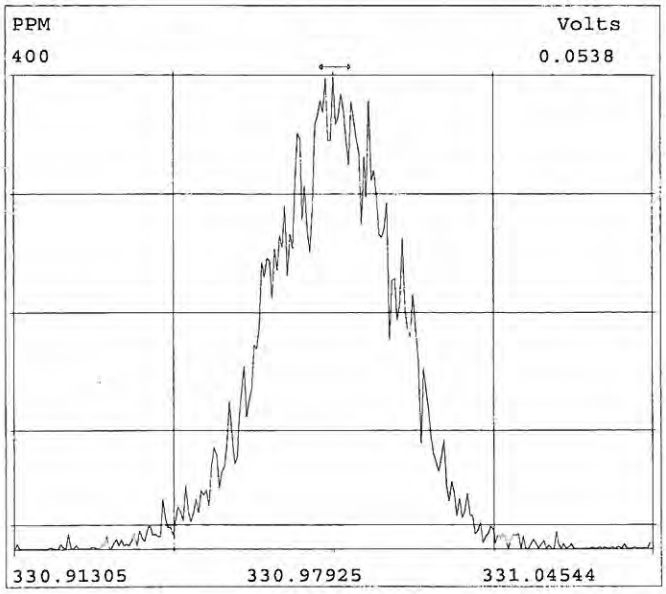

Peak Locate Examination: 5-AUG-2015:18:19 File:MP51_141CCAL
Experiment:MP-DB17MS-1_03 Function:3 Reference:PFK_1668A

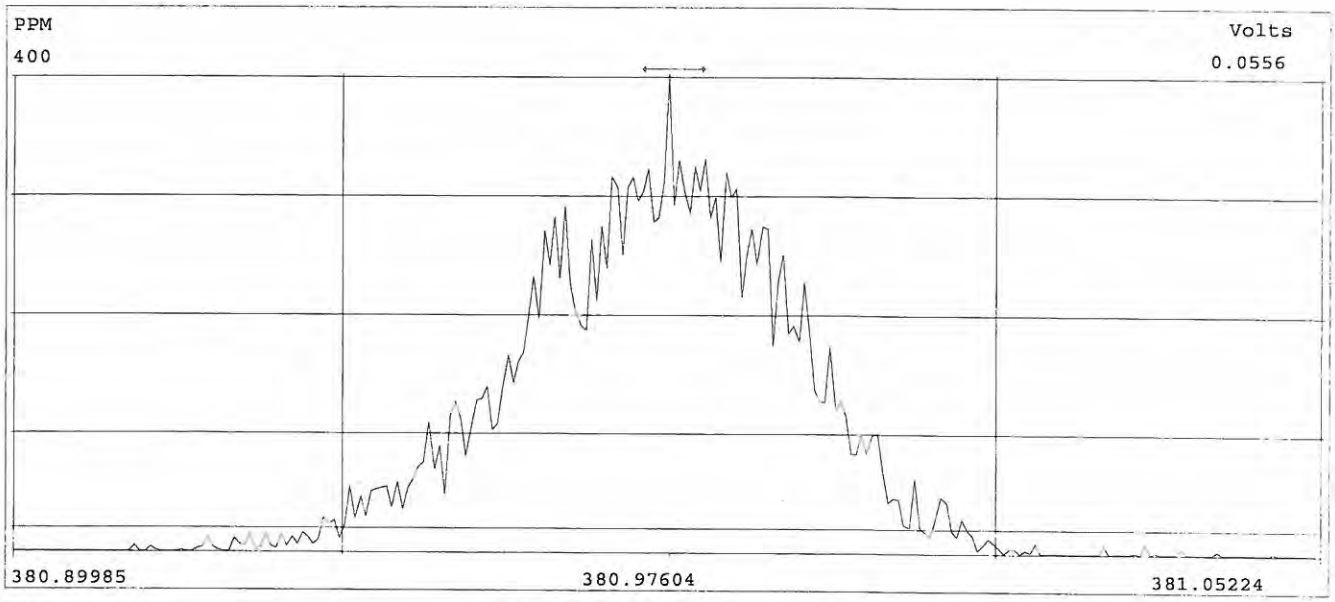

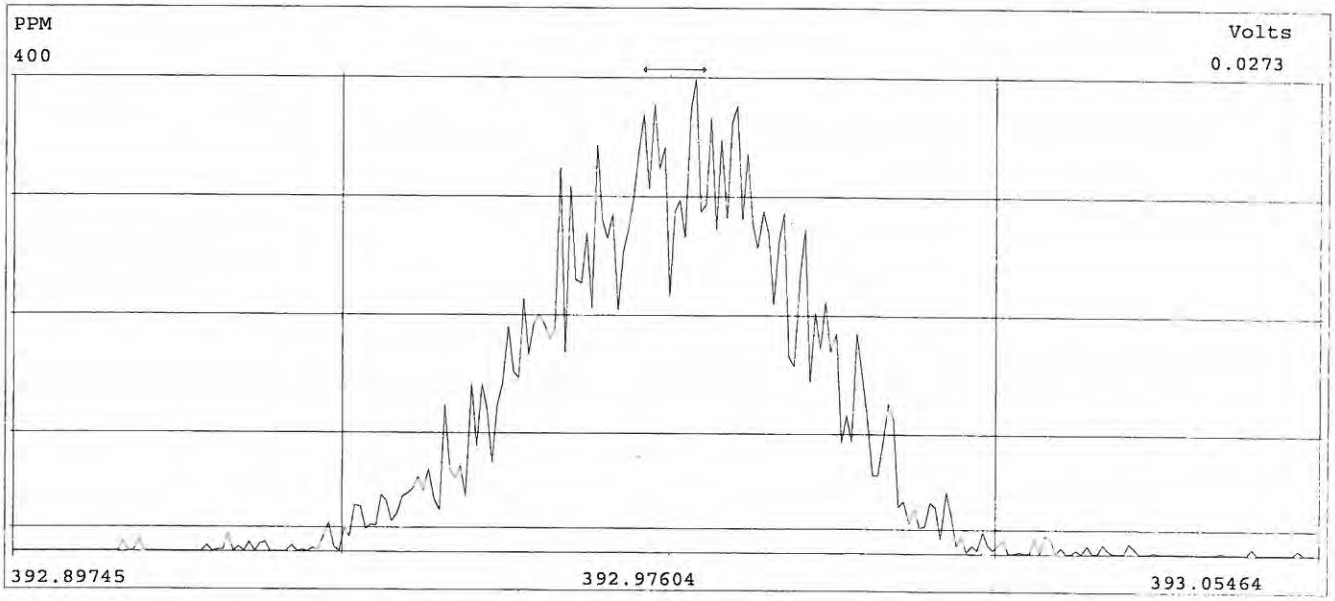

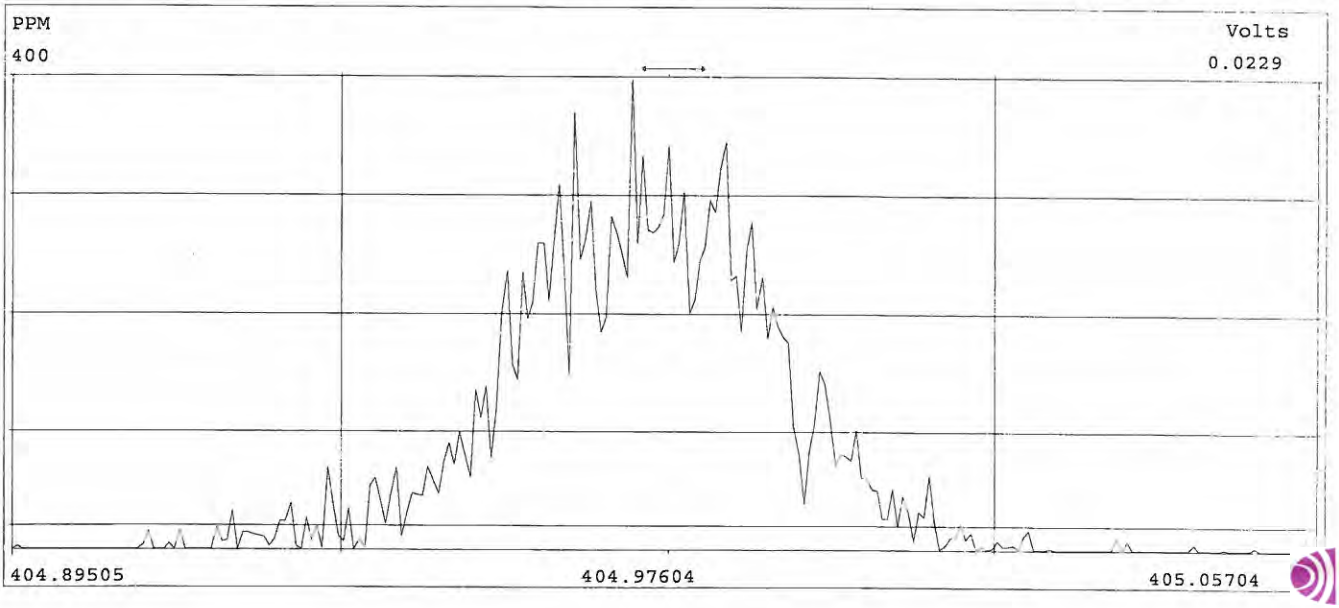

Peak Locate Examination: 5-AUG-2015:18:19 File:MP51_141CCAL
Experiment:MP-DB17MS-1_03 Function:4 Reference:PFK_1668A

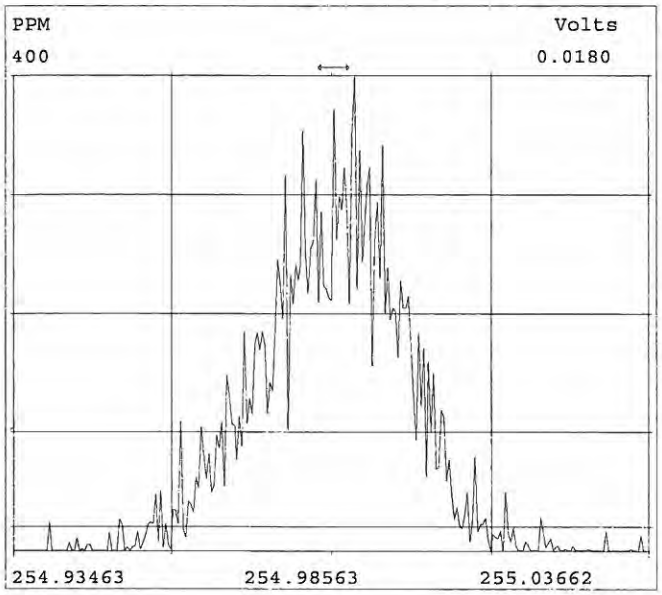

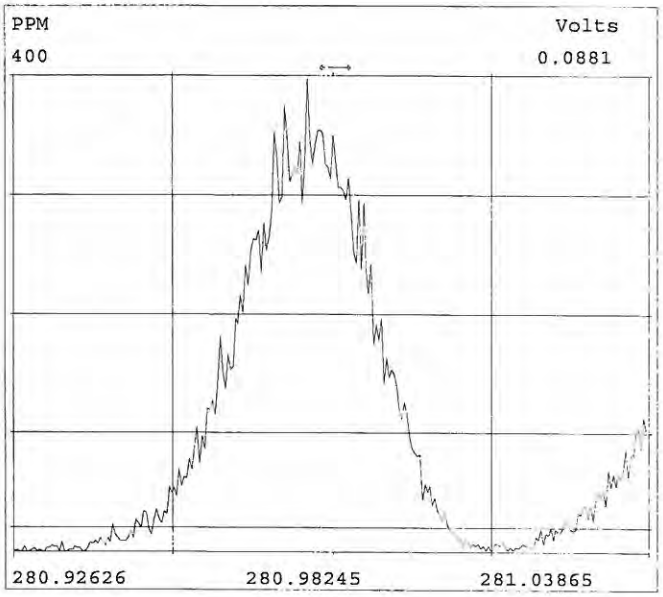

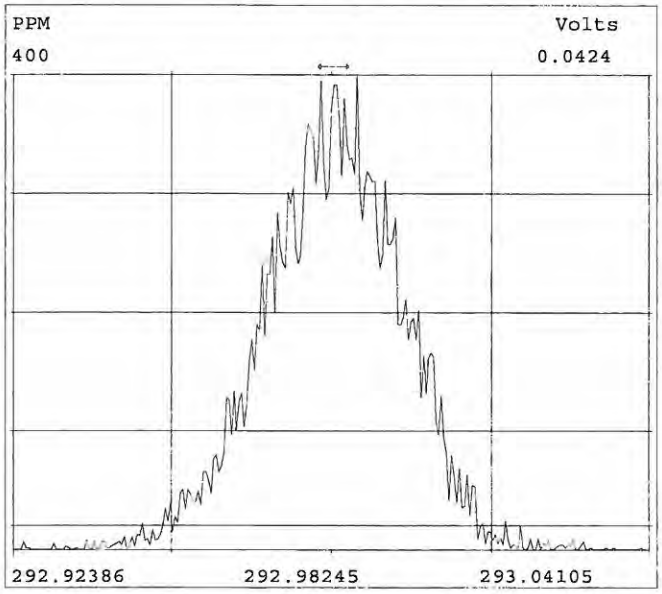

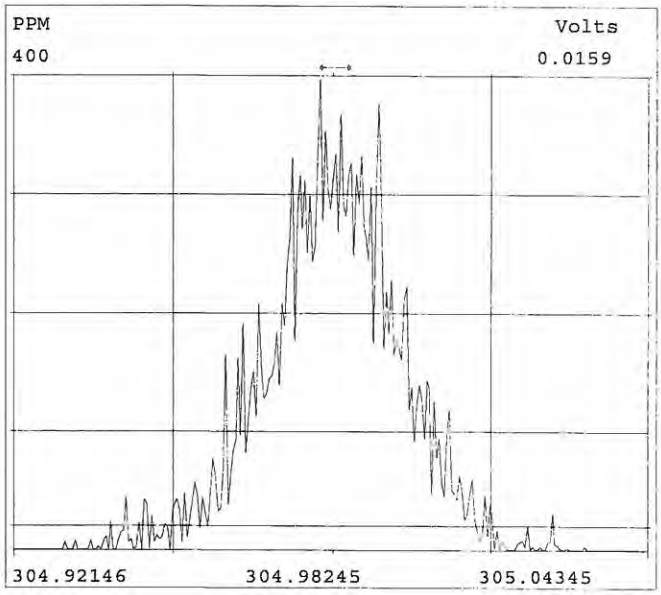

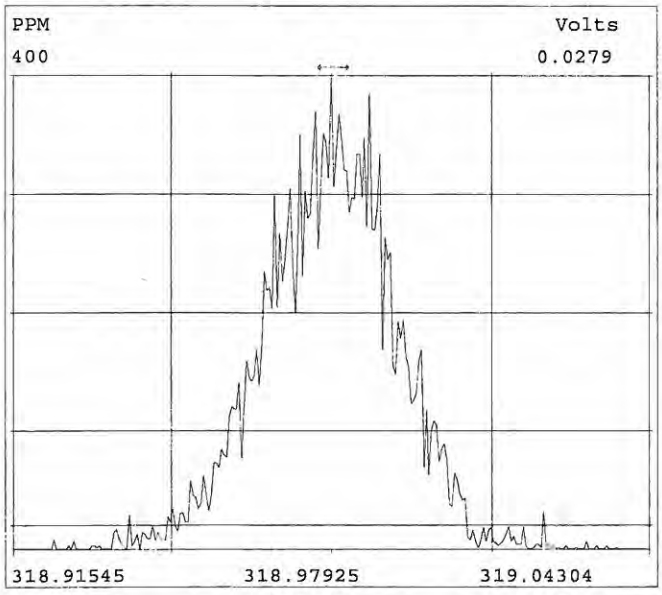

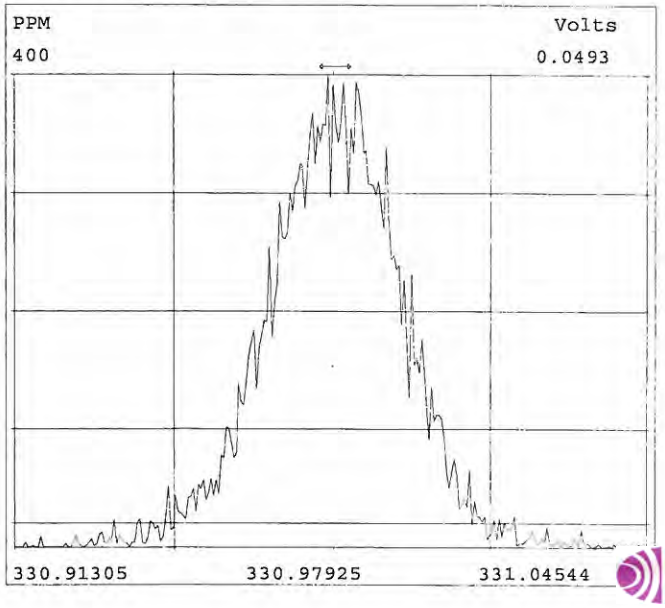

Peak Locate Examination: 5-AUG-2015:18:20 File:MP51_141CCAL
Experiment:MP-DB17MS-1_03 Function:5 Reference:PFK_1668A

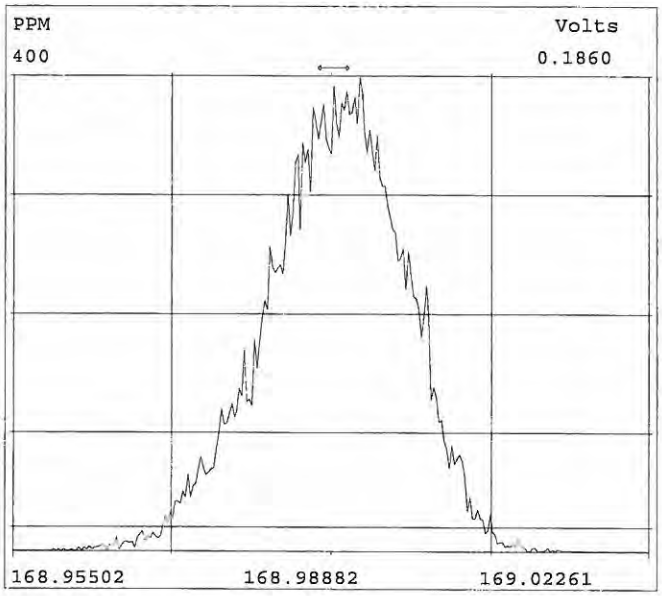

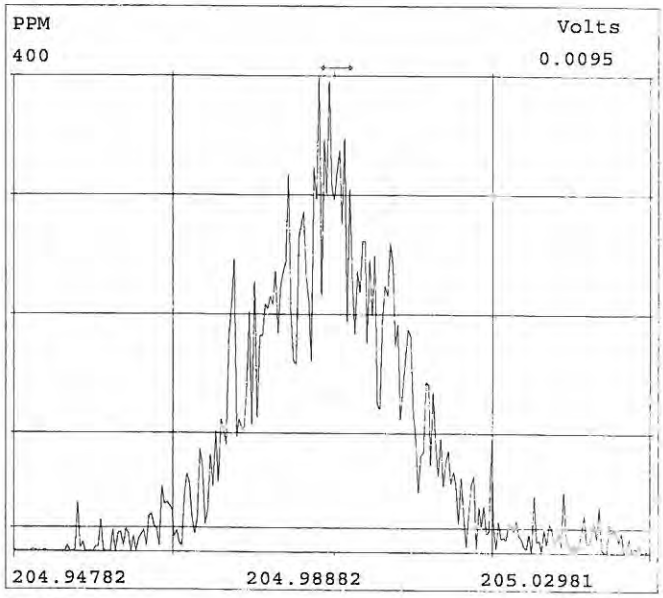

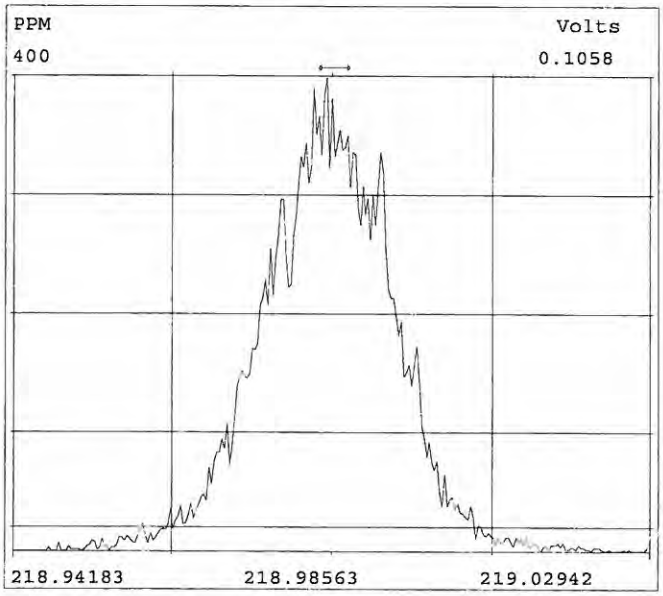

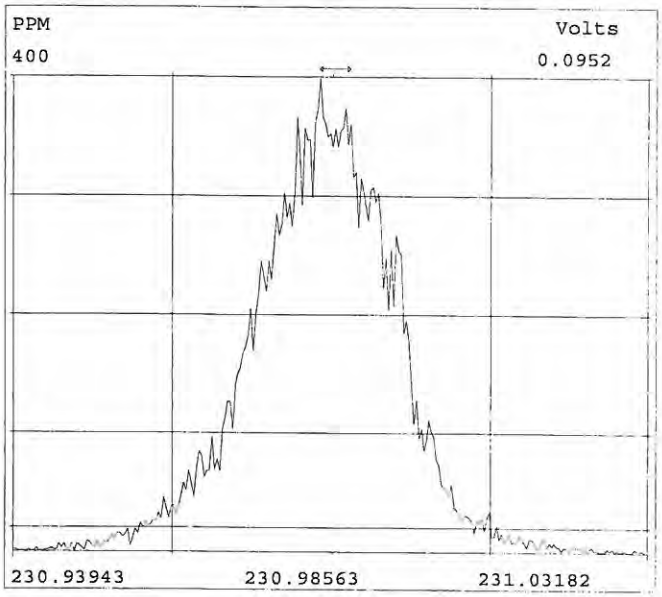

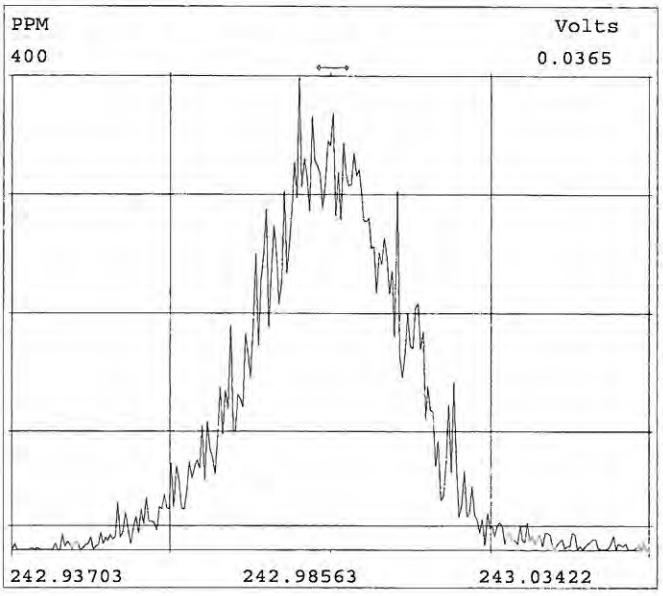

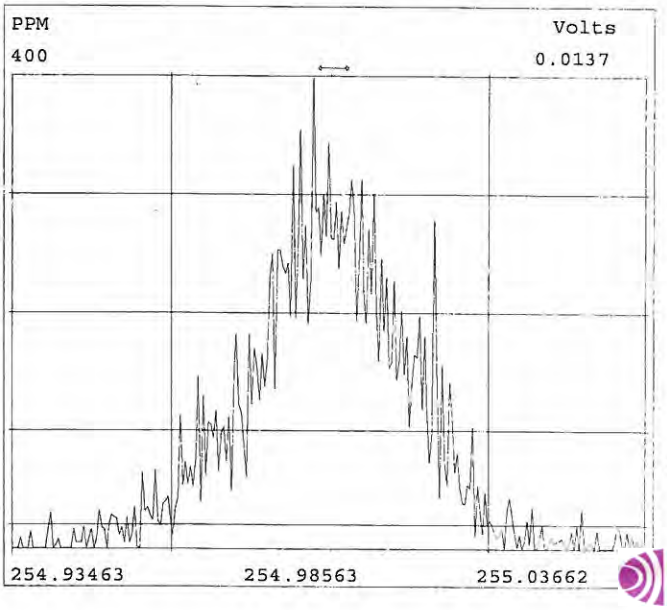

Peak Locate Examination: 5-AUG-2015:18:20 File:MP51_141CCAL
Experiment:MP-DB17MS-1_03 Function:6 Reference:PFK_1668A

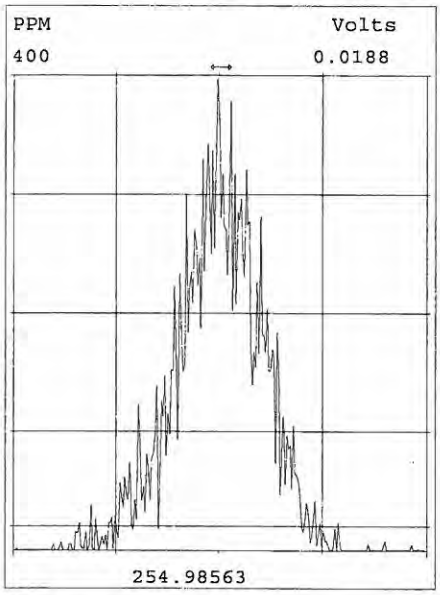

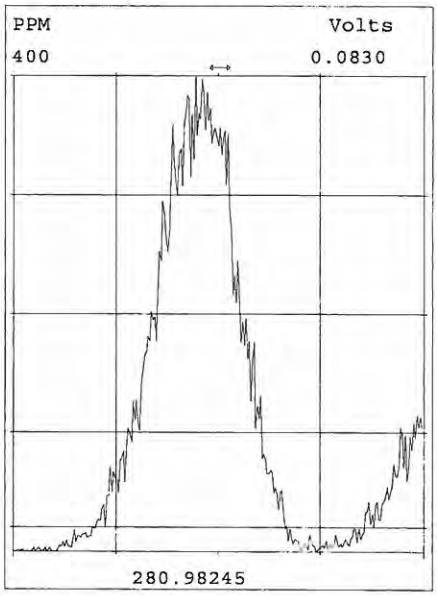

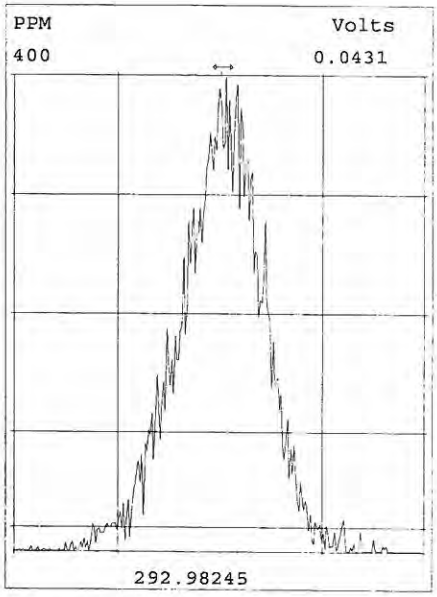

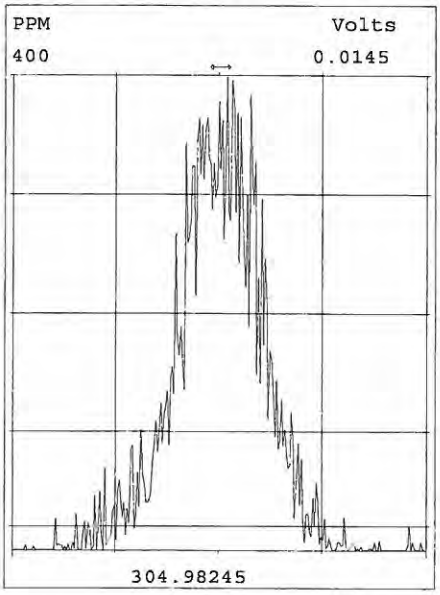

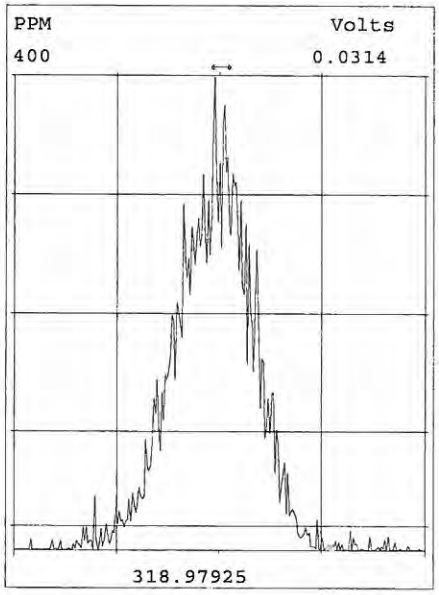

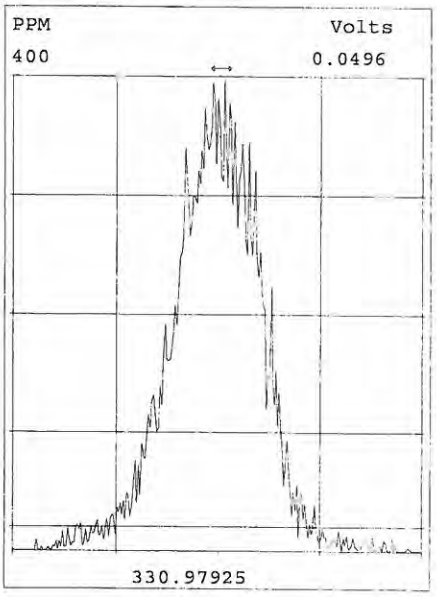

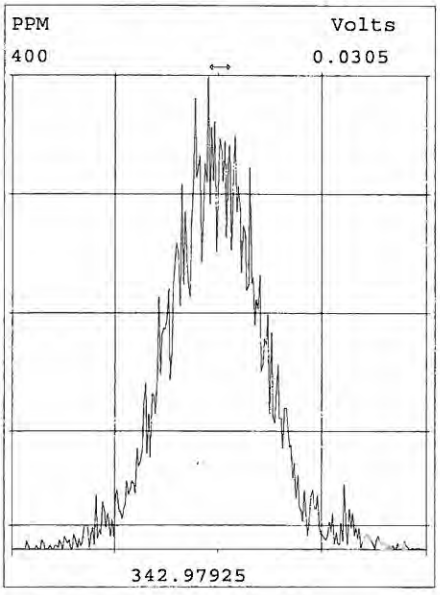

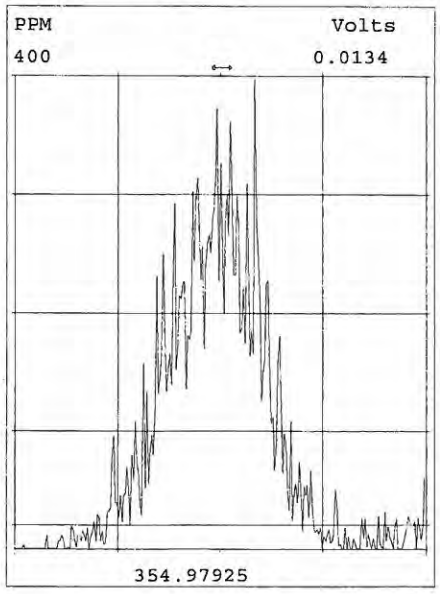

Peak Locate Examination: 6-AUG-2015:18:51 File:MP51_141CCAL2
Experiment:MP-DB17MS-1_03 Function:1 Reference:PFK_1668A

Approved 06 Aug 15

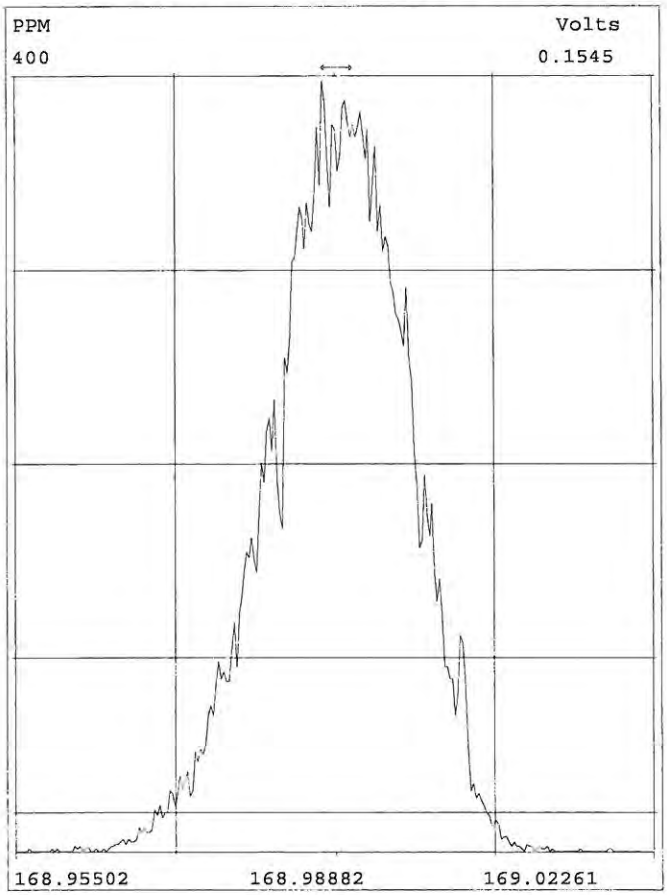

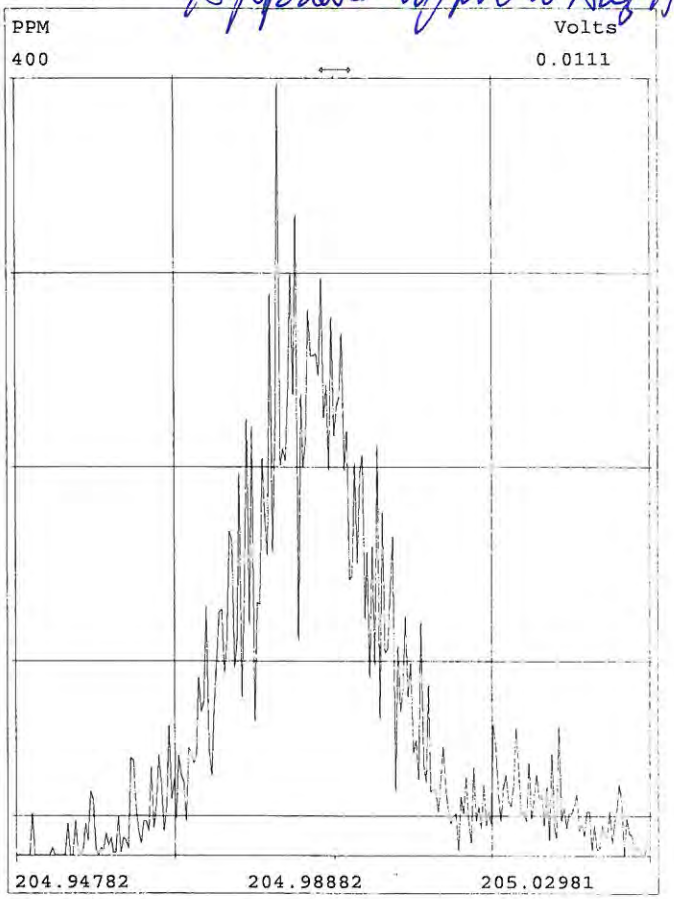

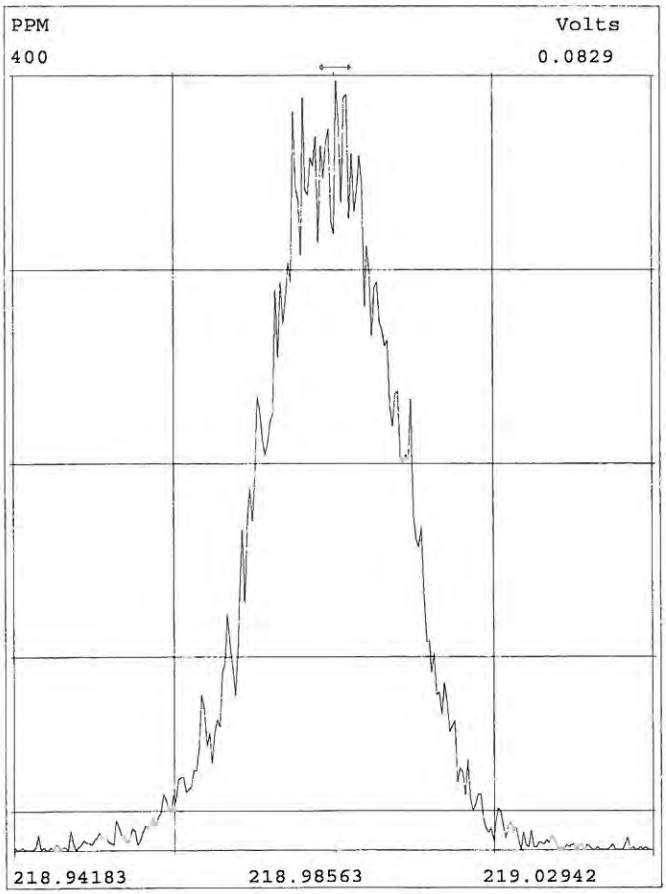

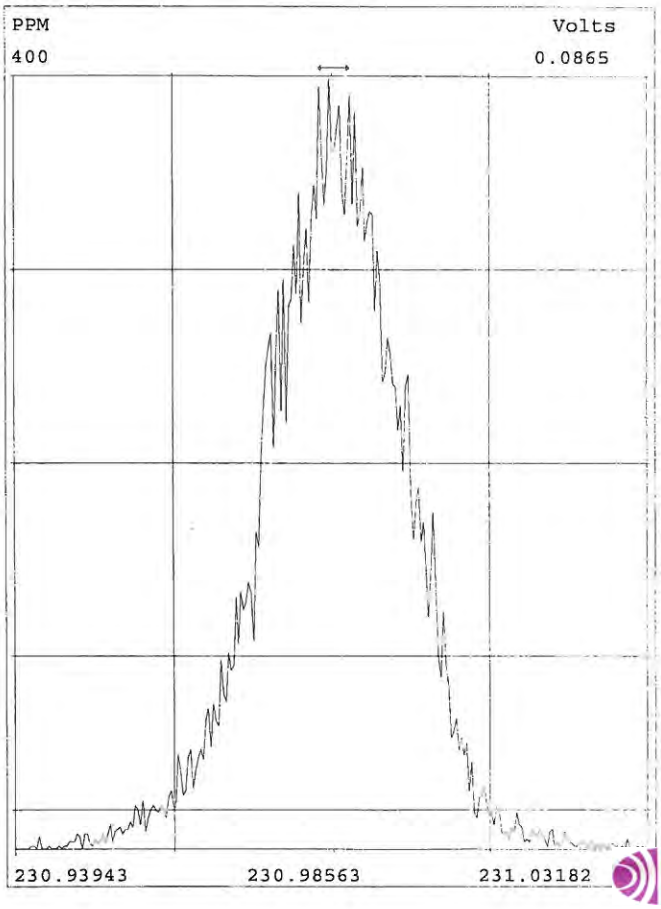

Peak Locate Examination: 6-AUG-2015:18:52 File:MP51_141CCAL2
Experiment:MP-DB17MS-1_03 Function:2 Reference:PFK_1668A

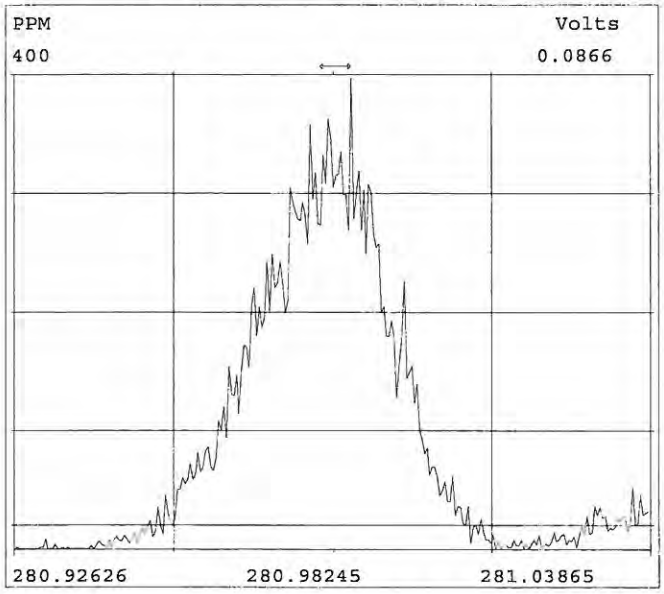

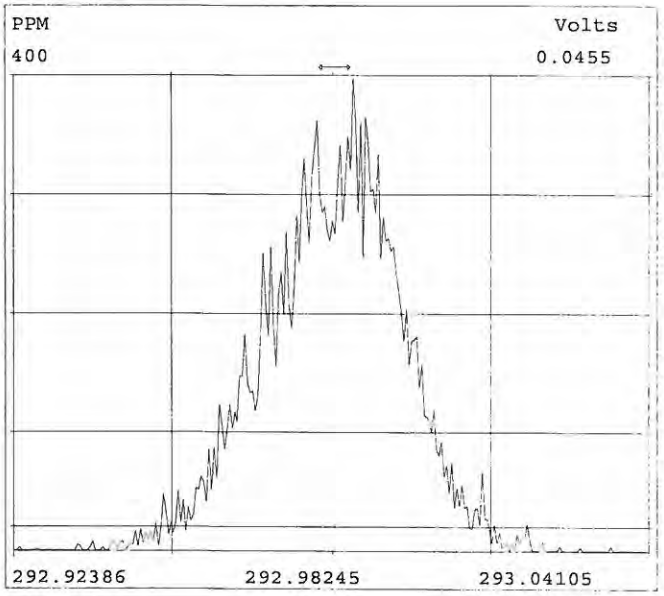

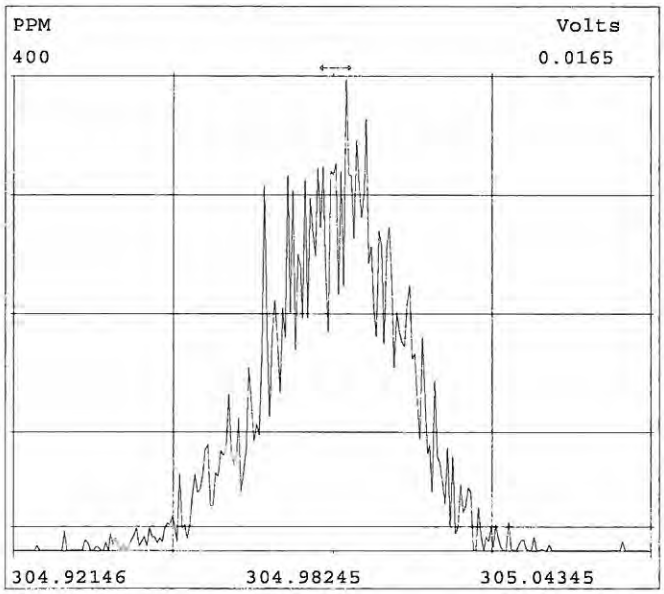

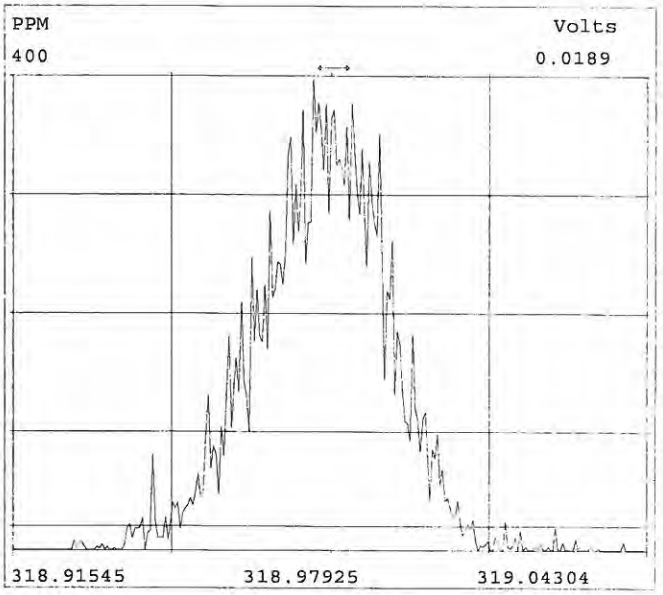

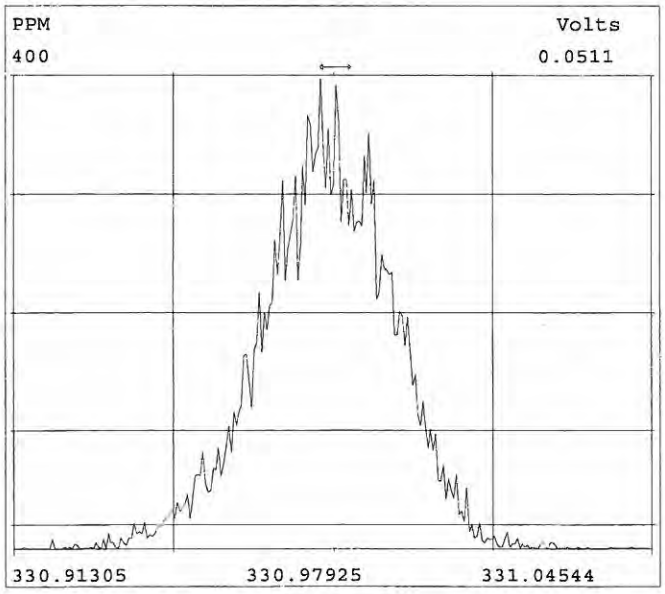

Peak Locate Examination: 6-AUG-2015:18:52 File:MP51_141CCAL2
Experiment:MP-DB17MS-1_03 Function:3 Reference:PFK_1668A

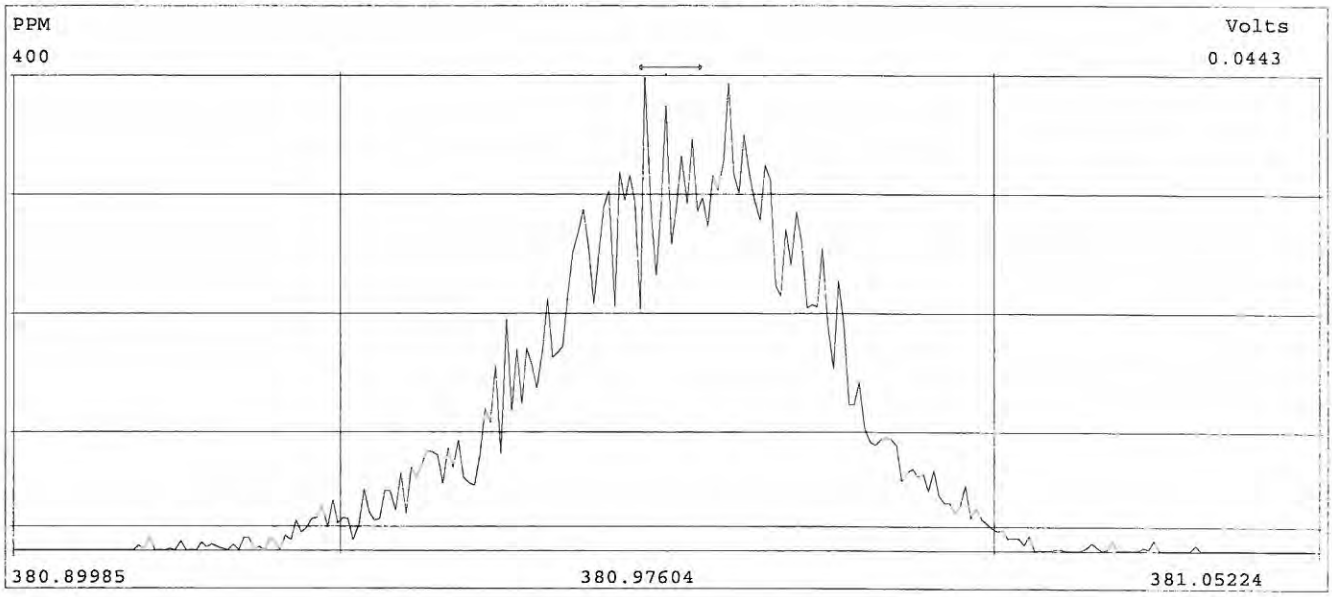

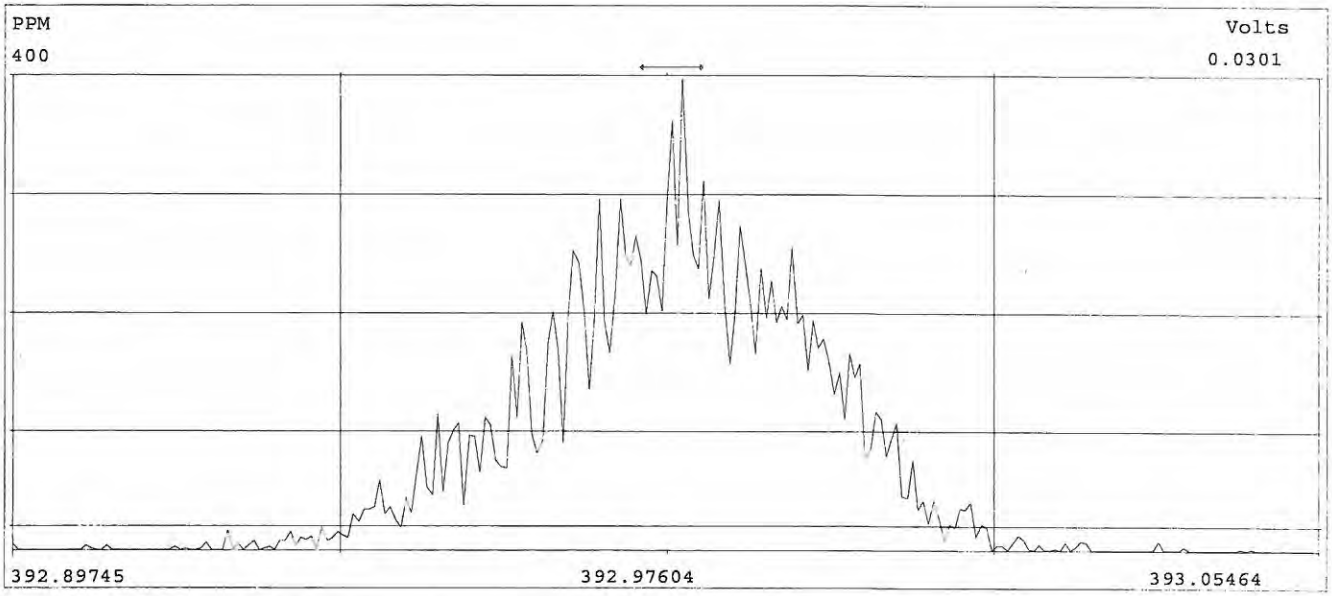

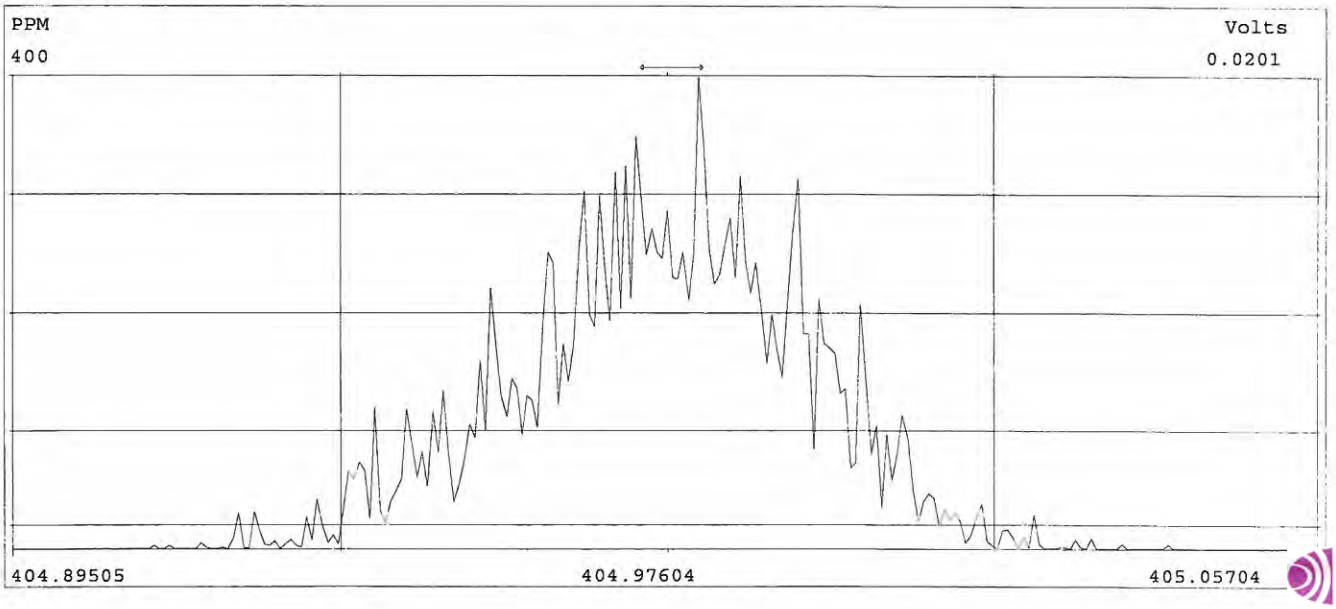

Peak Locate Examination: 6-AUG-2015:18:53 File:MP51_141CCAL2
Experiment:MP-DB17MS-1_03 Function:4 Reference:PFK_1668A

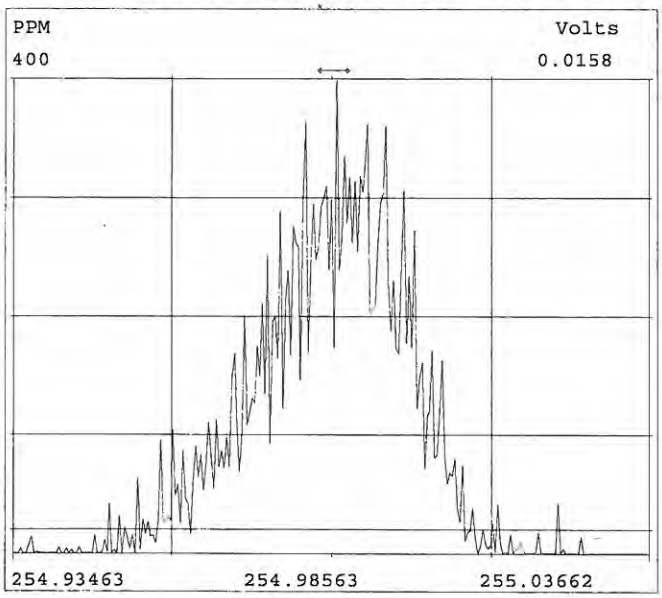

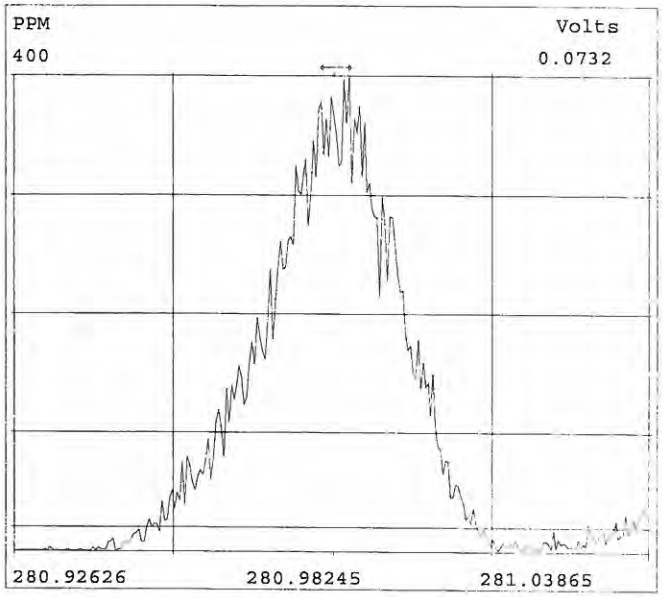

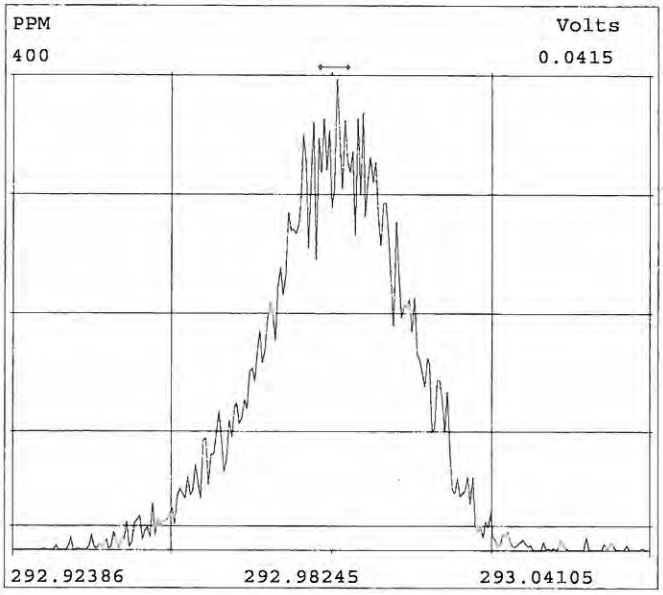

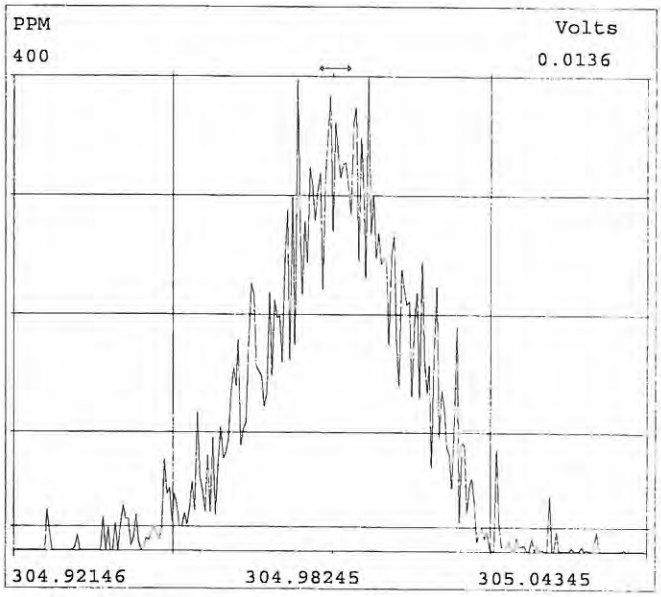

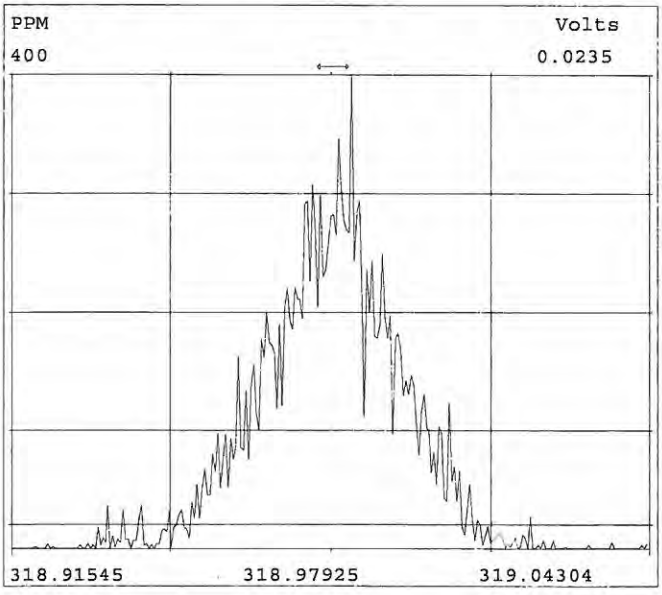

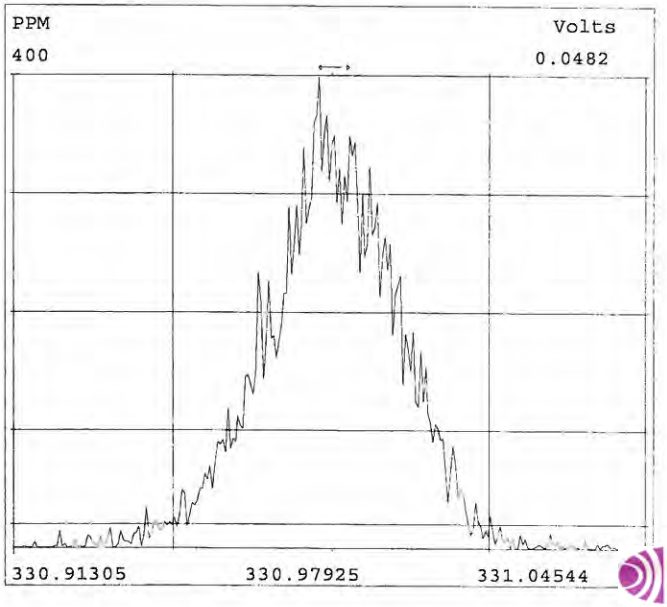

Peak Locate Examination: 6-AUG-2015:18:53 File:MP51_141CCAL2
Experiment:MP-DB17MS-1_03 Function:5 Reference:PFK_1668A

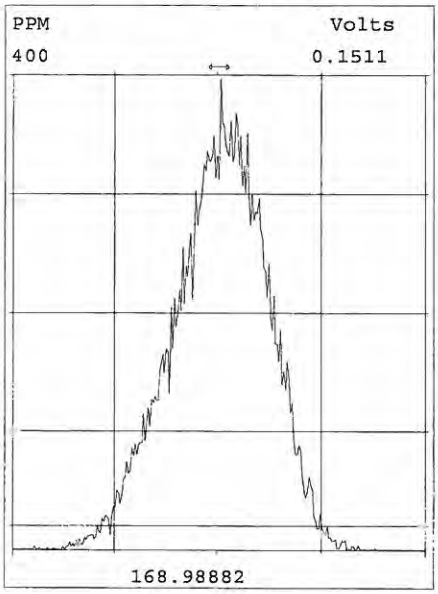

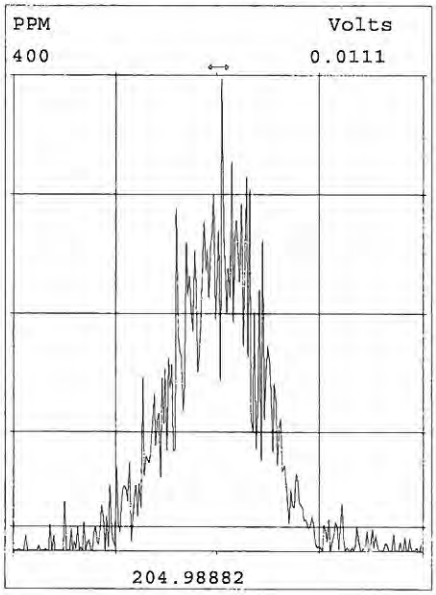

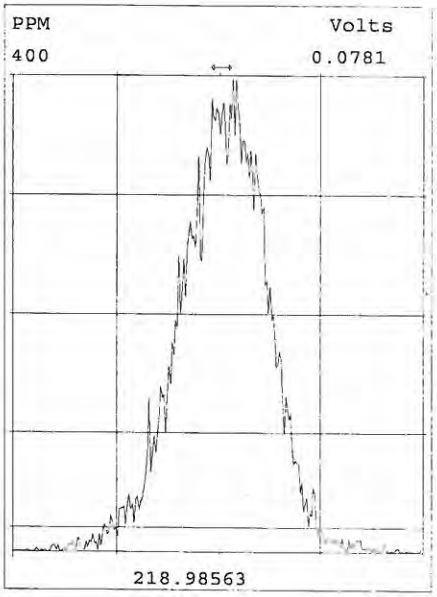

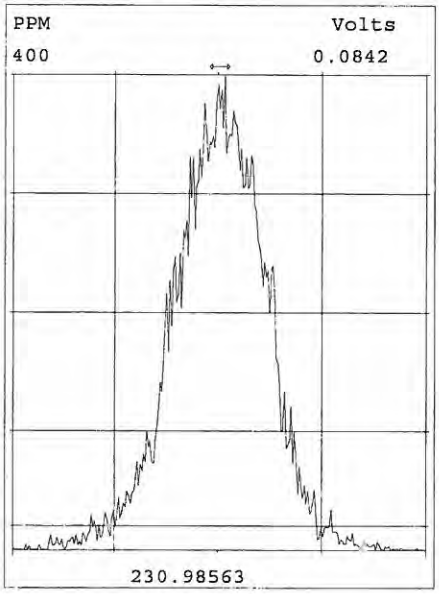

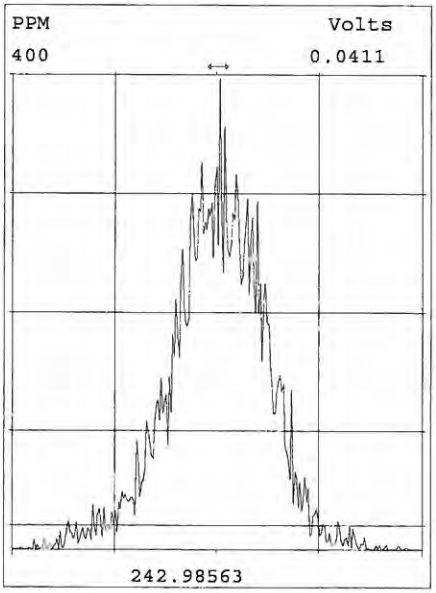

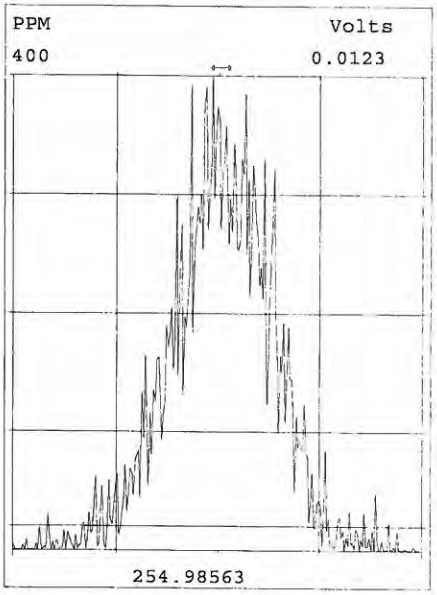

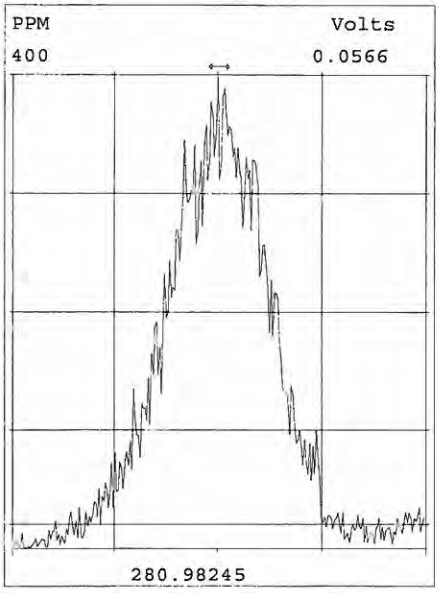

Peak Locate Examination: 6-AUG-2015:18:54 File:MP51_141CCAL2
Experiment:MP-DB17MS-1_03 Function:6 Reference:PFK_1668A

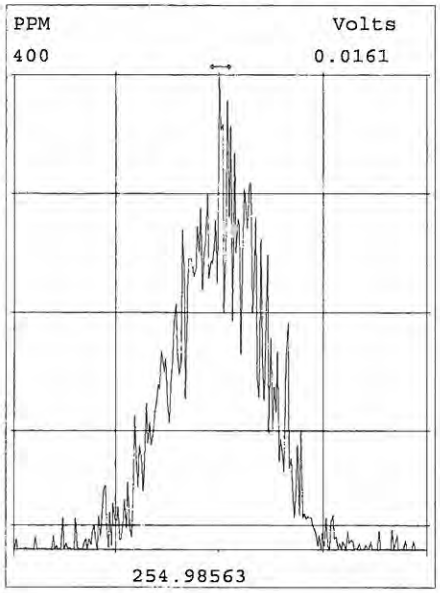

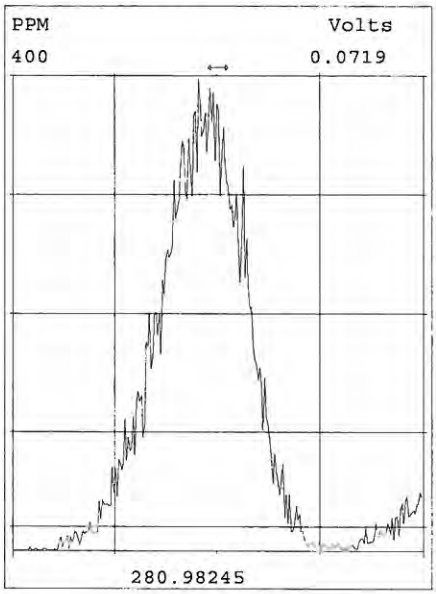

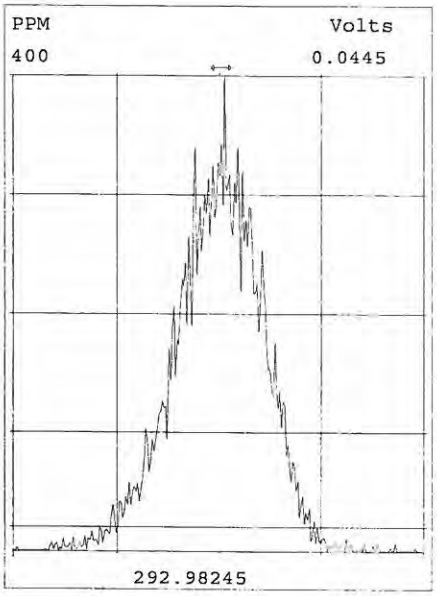

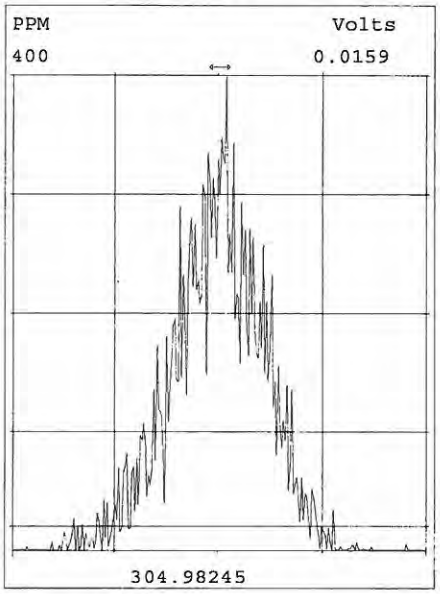

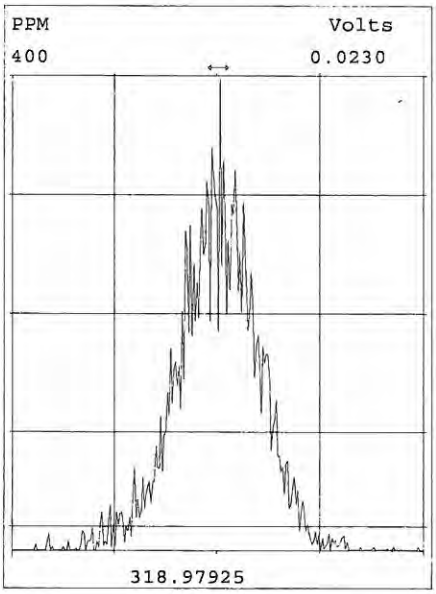

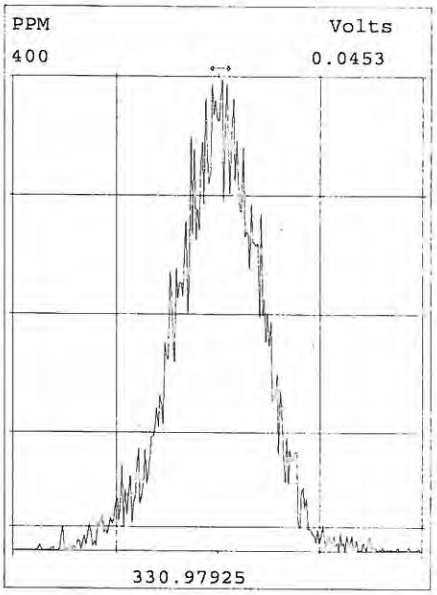

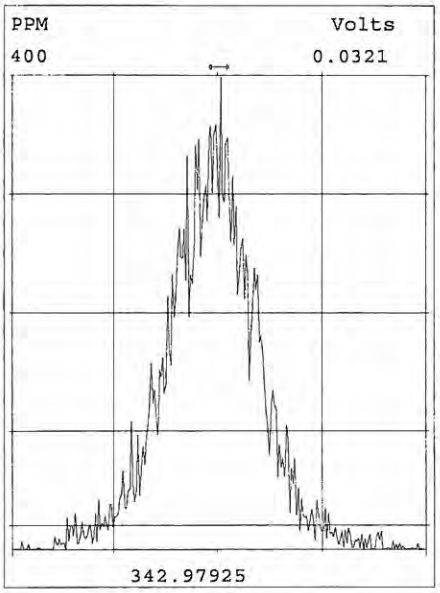

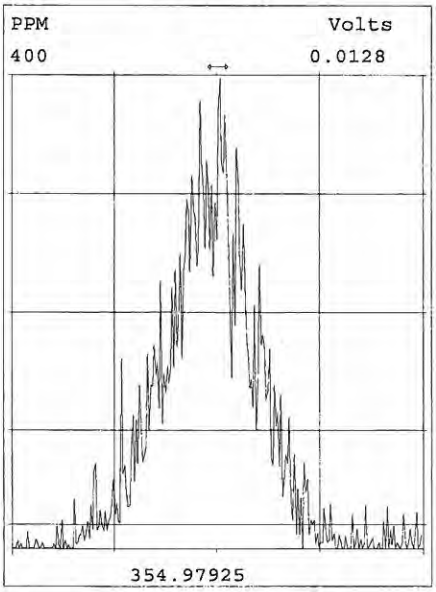

OPUSquan 7-AUG-2015 Page 1 MP51_141C-D

	c/q	Data Area	Data File	S	I	AnalyteTable	Factr #1	Factr #2	Size	HC	Sample Text	Comments	Done
1	c	STEM-DEFAULT	MP51_140K	1	1	MP-DB17-C06	0.0500	1.0000	1.000000	y	MP004A-CAL,,»	1,,2.0uL CS-1/SE»	y
2	c	STEM-DEFAULT	MP51_140K	2	1	MP-DB17-C06	0.1000	1.0000	1.000000	y	MP004B-CAL,,»	1,,2.0uL CS-2	y
3	c	STEM-DEFAULT	MP51_140J	5	1	MP-DB17-C06	0.2000	1.0000	1.000000	y	MP004C-CAL,,»	1,,2.0uL CS-3	y
4	c	STEM-DEFAULT	MP51_140K	3	1	MP-DB17-C06	1.0000	1.0000	1.000000	y	MP004D-CAL,,»	1,,2.0uL CS-4	y
5	c	STEM-DEFAULT	MP51_140J	3	1	MP-DB17-C06	10.0000	1.0000	1.000000	y	MP004E-CAL,,»	1,,2.0uL CS-5/Cal	y
6	c	STEM-DEFAULT	MP51_140K	6	1	MP-DB17-C06	50.0000	1.0000	1.000000	y	MP004F-CAL,,»	1,,2.0uL CS-6	y
7	c	STEM-DEFAULT	MP51_140K	5	1	MP-DB17-C06	100.0000	1.0000	1.000000	y	MP004G-CAL,,»	1,,2.0uL CS-7	y
8	c	STEM-DEFAULT	MP51_140K	4	1	MP-DB17-C06	200.0000	1.0000	1.000000	y	MP004H-CAL,,»	1,,2.0uL CS-8	y
9	q	STEM-DEFAULT	MP51_141C	25	1	MP-DB17-C06	10.0000	1.0000	1.000000	y	MP004E-CAL,,»	1,,2.0uL CS-5/Cal	y
10	q	STEM-DEFAULT	MP51_141C	26	1	MP-DB17-C06	10.0000	1.0000	1.000000	y	MP004E-CAL,,»	1,,2.0uL CS-5/Cal	y
11	q	STEM-DEFAULT	MP51_141C	27	1	MP-DB17-S12	1.0000	1.0000	1.000000	y	Toluene,,	1,,1.0uL	y
12	q	STEM-DEFAULT	MP51_141C	28	1	MP-DB17-S12	1.0000	1.0000	1.000000	y	Toluene,,	1,,1.0uL	y
13	q	STEM-DEFAULT	MP51_141C	29	1	MP-DB17-S12	1.0000	1.0000	4.146000	y	L23367-11,WI»	4,WG51828,2.0/80»	y
14	q	STEM-DEFAULT	MP51_141C	30	1	MP-DB17-S12	1.0000	1.0000	4.222000	y	L23367-17,NI»	20,WG51828,2.0/4»	y
15	q	STEM-DEFAULT	MP51_141C	31	1	MP-DB17-C06	10.0000	1.0000	1.000000	y	MP004E-CAL,,»	1,,2.0uL CS-5/Cal	y
16	q	STEM-DEFAULT	MP51_141C	32	1	MP-DB17-C06	10.0000	1.0000	1.000000	y	MP004E-CAL,,»	1,,2.0uL CS-5/Cal	y

AXYS METHOD MLA-905 Rev 01

Form 4A
CALIBRATION VERIFICATION

AXYS ANALYTICAL SERVICES
2045 MILLS RD., SIDNEY, B.C., CANADA
V8L 5X2 TEL (250) 655-5800 FAX (250) 655-5811

Initial Calibration Date:	04-Aug-2015	**VER Data Filename:**	MP51_141C S: 26
Instrument ID:	HR GC/MS	**Analysis Date:**	06-Aug-2015
GC Column ID:	DB17-MS	**Analysis Time:**	14:34:38

COMPOUND	CAS NO.	LAB FLAG [1]	m/e ION CHANNELS	ION ABUND. RATIO	QC LIMITS	CONC. FOUND (ng/mL)	CONC. RANGE (ng/mL)
3-OH-Chrysene	63019-39-6		316/301	2.82	1.83-3.81	47.9	35.8-66.6
3-OH-Benzo[a]pyrene	13345-21-6		340/325	7.42	4.82-10.0	47.5	36.6-68.0
9-OH-Benzo[a]pyrene	17573-21-6		340/325	9.80	6.37-13.2	38.8	35.9-66.7
3-OH-Benz[a]anthracene	4834-35-9		316/301	2.90	1.89-3.92	51.0	35.4-65.8

(1) Where applicable, custom lab flags have been used on this report.

These data are validated and reported as accurate and in accord with AXYS Analytical Services Ltd. ISO17025 compliant quality assurance processes.
Signed: _____Million Woudneh_____

For Axys Internal Use Only [XSL Template: Pest4A.xsl; Created: 17-Aug-2015 10:43:23; Application: XMLTransformer-1.14.15;
Report Filename: GENERIC-SPECS_Pest_MP51_141CS26__Form4A_SJ1918341.html; Workgroup: WG51828; Design ID: 2302]

AXYS METHOD MLA-905 Rev 01

Form 4B
CALIBRATION VERIFICATION

AXYS ANALYTICAL SERVICES
2045 MILLS RD., SIDNEY, B.C., CANADA
V8L 5X2 TEL (250) 655-5800 FAX (250) 655-5811

Initial Calibration Date:	04-Aug-2015	**VER Data Filename:**	MP51_141C S: 26
Instrument ID:	HR GC/MS	**Analysis Date:**	06-Aug-2015
GC Column ID:	DB17-MS	**Analysis Time:**	14:34:38

LABELED COMPOUND	CAS NO.	LAB FLAG [1]	m/e ION CHANNELS	ION ABUND. RATIO	QC LIMITS	CONC. FOUND (ng/mL)	CONC. RANGE (ng/mL)
13C6-3-OH-Chrysene			322/307	2.79	1.81-3.77	238	126-379
13C6-1-OH-Benz[a]anthracene			322/307	3.39	2.20-4.58	233	126-378
d11-3-OH-Benzo[a]pyrene			351/336	9.09	5.91-12.3	193	49.8-299

(1) Where applicable, custom lab flags have been used on this report.

These data are validated and reported as accurate and in accord with AXYS Analytical Services Ltd. ISO17025 compliant quality assurance processes.
Signed: _____Million Woudneh_____

For Axys Internal Use Only [XSL Template: Pest4B.xsl; Created: 17-Aug-2015 10:43:23; Application: XMLTransformer-1.14.15;
Report Filename: GENERIC-SPECS_Pest_MP51_141CS26__Form4B_SJ1918341.html; Workgroup: WG51828; Design ID: 2302]

www.axysanalytical.com

Experiment : MP-DB17MS-1_03
GC Program : MP-DB17MS-1_01
Column type : DB17-MS
Serial # : US8631163H/US5
kPa : 386
Vol injected: 2.0uL
PMT Voltage : 399

Temps -source: 250
-s resv: 200
-re_ent: 270
-cap_1 : 270
-cap_2 : 270

Tune : XX/MO
List : VR
Check :
LIMS :
Logfile:

Date -list : 07-AUG-2015
-liner : 05-AUG-2015
-septum: 05-AUG-2015
-guard : 60cm 05-AUG-2015
-column: NEW 31-JUL-2015
-t line: NEW 31-JUL-2015

#	Data file	S	V	Sample Text	Comments	Acquisition Date/Time
1	MP51_142D	1	1	MP004E-CAL,,/03	1,,2.0uL CS-5/Cal	7-AUG-15 20:54:56
2	MP51_142D	2	2	MP004E-CAL,,/03	1,,2.0uL CS-5/Cal	7-AUG-15 21:29:00
3	MP51_142D	3	3	Toluene,,	1,,1.0uL	7-AUG-15 22:03:10
4	MP51_142D	4	4	Toluene,,	1,,1.0uL	7-AUG-15 22:37:22
5	MP51_142D	5	5	L23368-2,NL,	10,WG51828,2.0/200uL	7-AUG-15 23:11:32
6	MP51_142D	6	6	L23367-13,NL,	10,WG51828,2.0/200uL	7-AUG-15 23:45:41
7	MP51_142D	7	7	L23368-12,NL,	10,WG51889,2.0/200uL	8-AUG-15 00:19:51
8	MP51_142D	8	8	L23368-8,NL,	10,WG51889,2.0/200uL	8-AUG-15 00:54:02
9	MP51_142D	9	9	MP004E-CAL,,/03	1,,1.0uL Cal	8-AUG-15 01:28:14
10	MP51_142D	10	10	MP004E-CAL,,/03	1,,1.0uL Cal	8-AUG-15 07:36:04

Peak Locate Examination: 7-AUG-2015:20:40 File:MP51_142DCAL
Experiment:MP-DB17MS-1_03 Function:1 Reference:PFK_1668A

Approved JC 07 Aug 2015

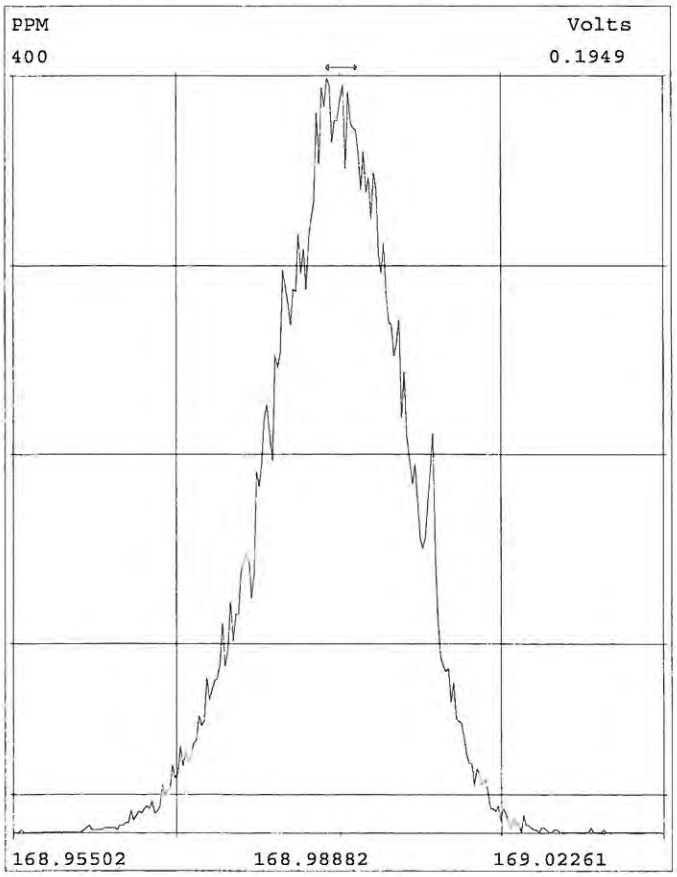

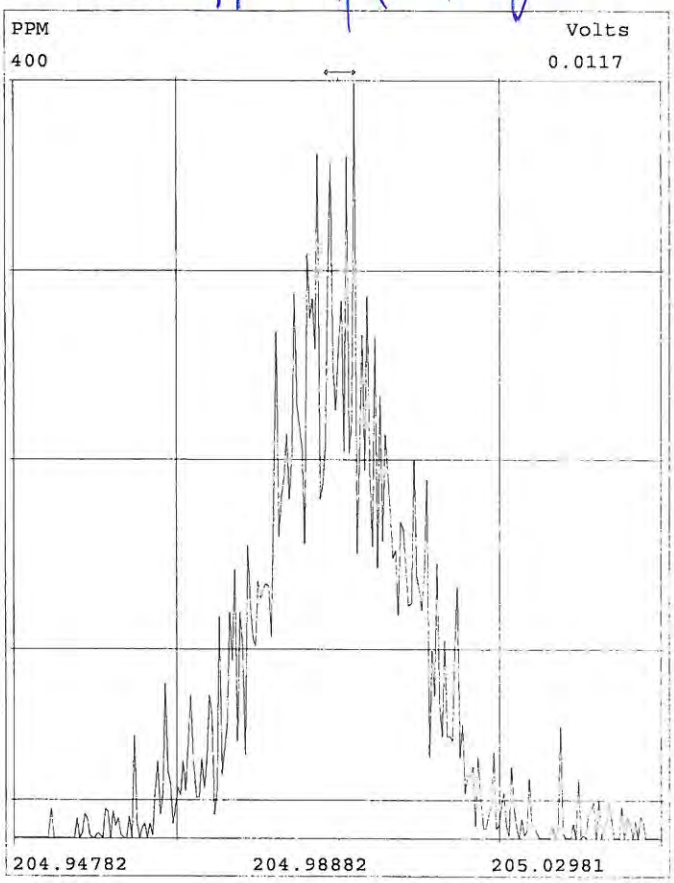

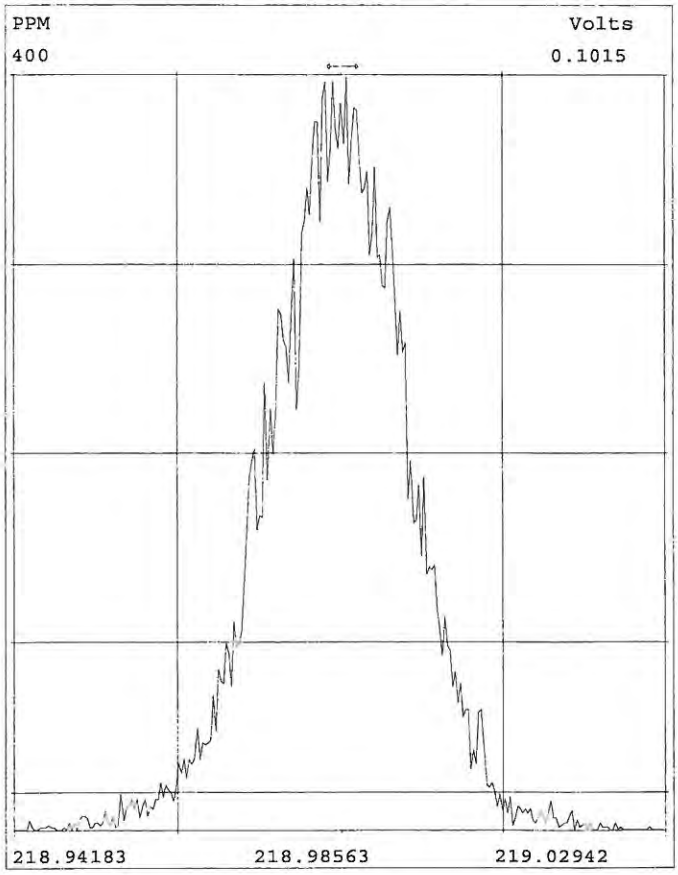

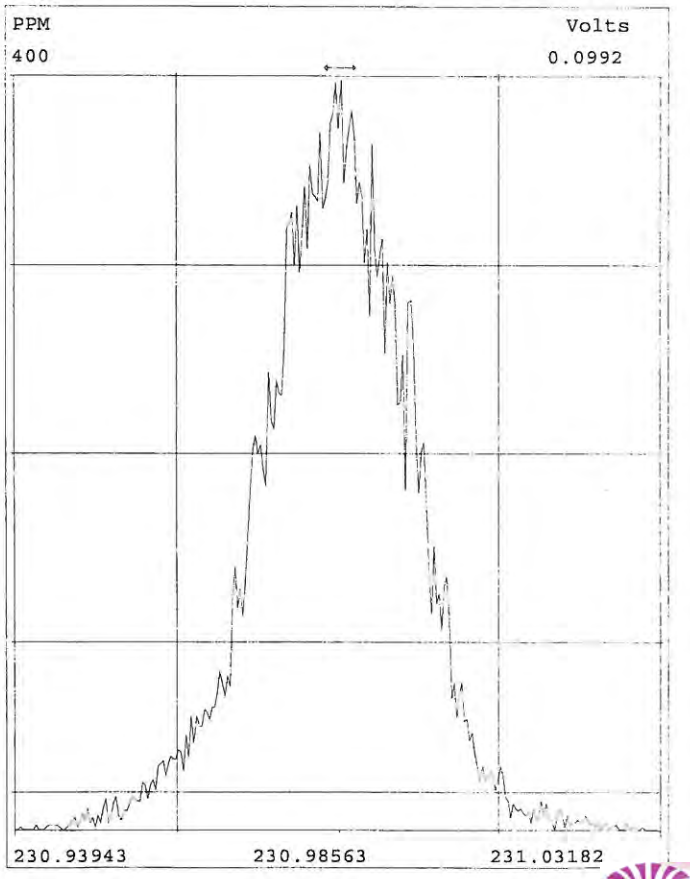

Peak Locate Examination: 7-AUG-2015:20:40 File:MP51_142DCAL
Experiment:MP-DB17MS-1_03 Function:2 Reference:PFK_1668A

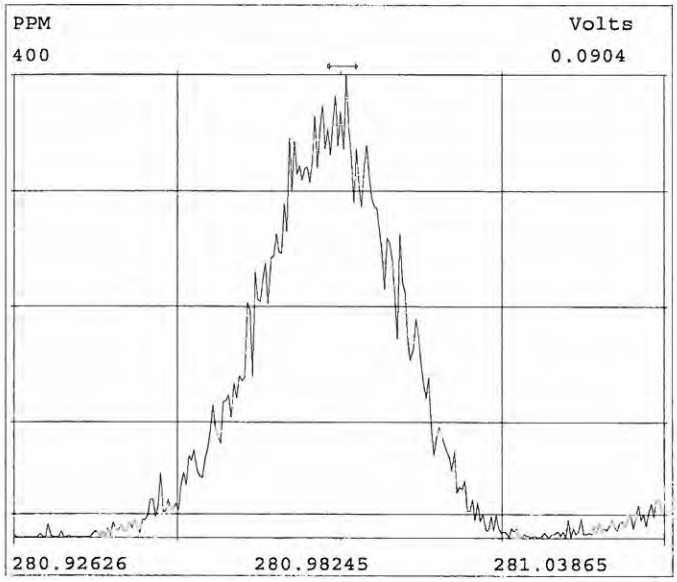

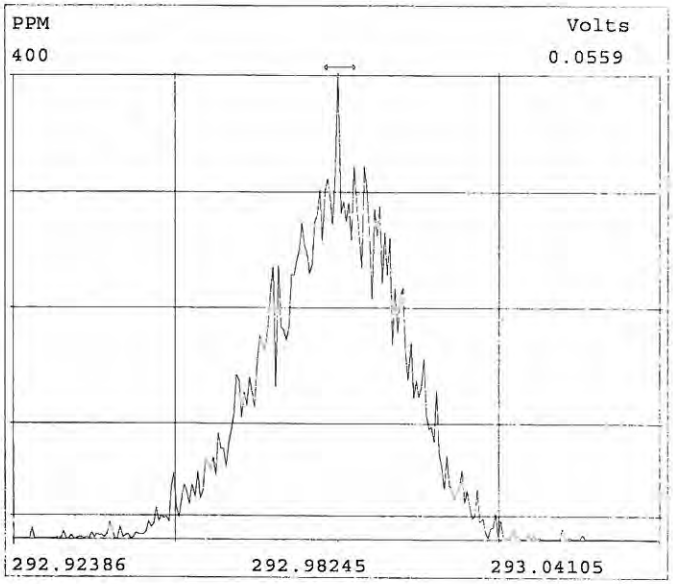

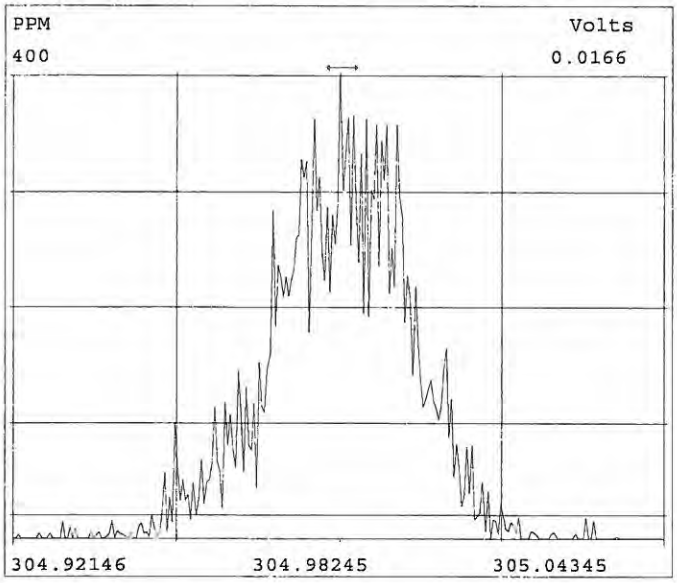

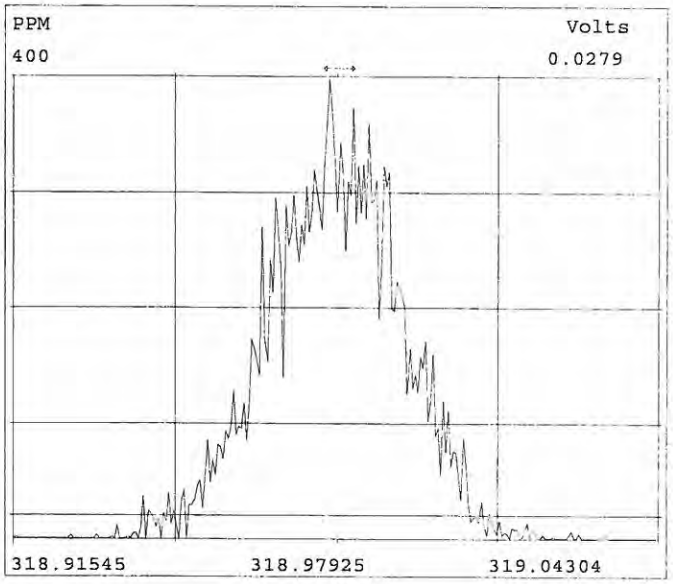

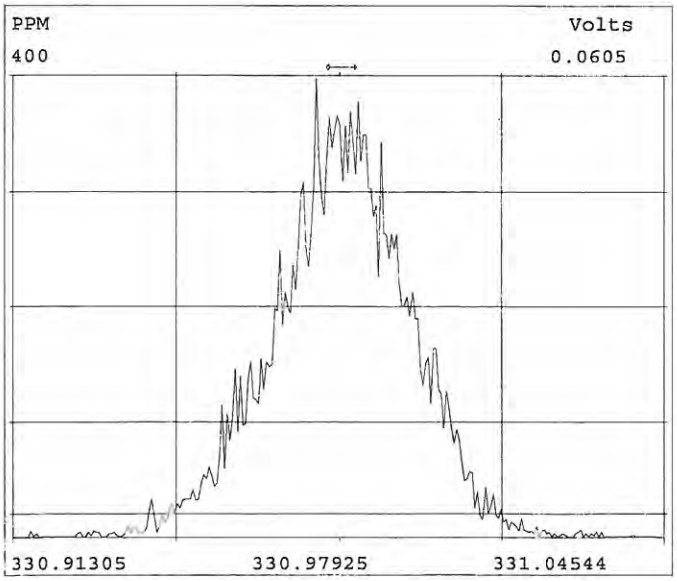

Peak Locate Examination: 7-AUG-2015:20:40 File:MP51_142DCAL
Experiment:MP-DB17MS-1_03 Function:3 Reference:PFK_1668A

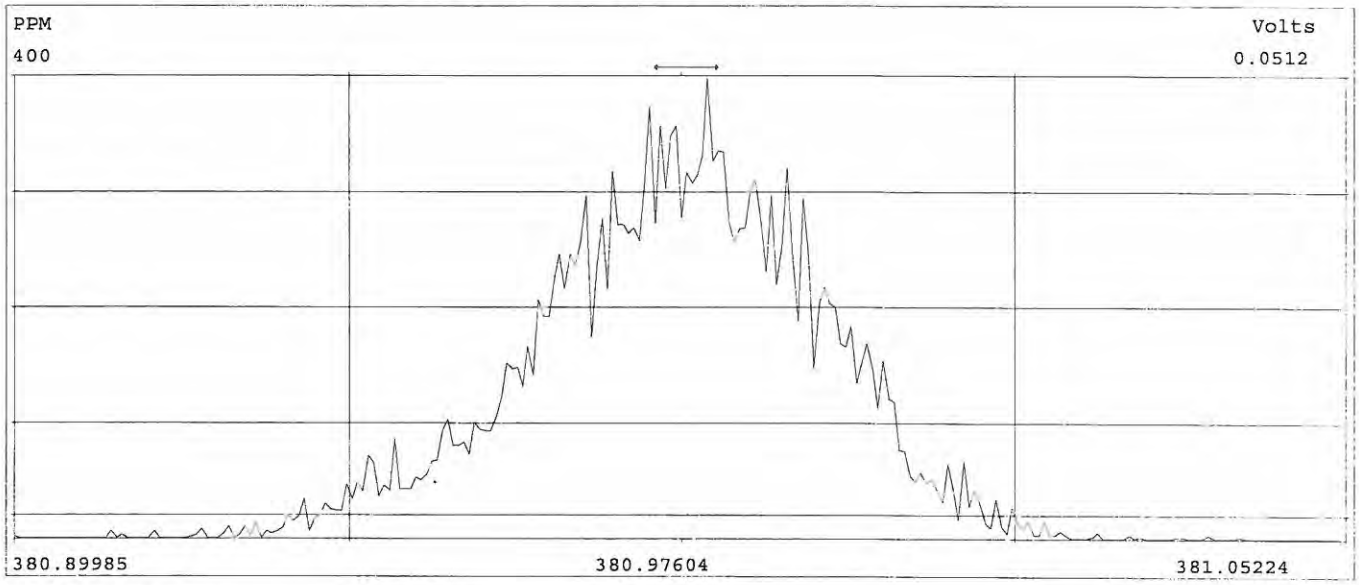

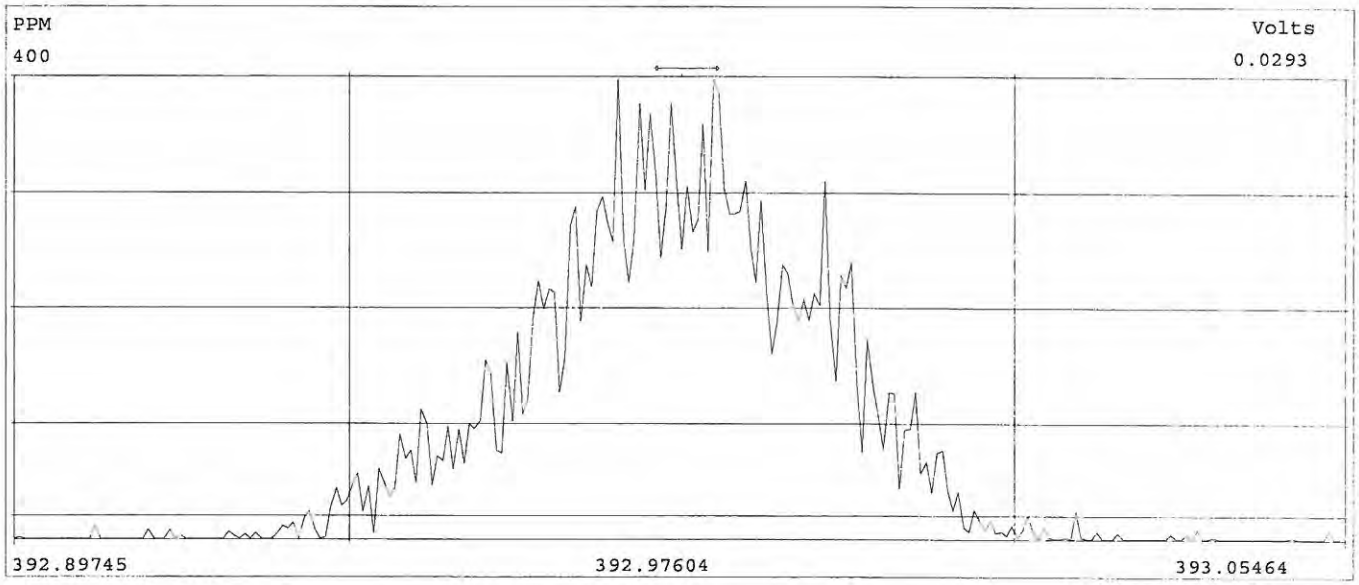

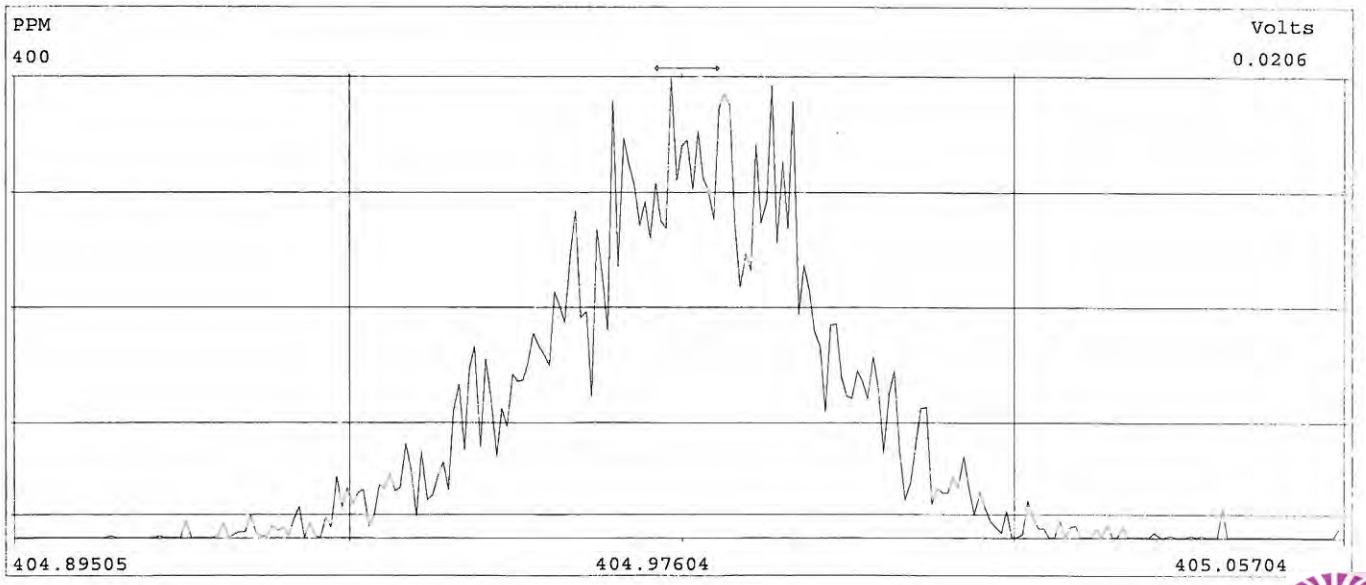

Peak Locate Examination: 7-AUG-2015:20:40 File:MP51_142DCAL
Experiment:MP-DB17MS-1_03 Function:4 Reference:PFK_1668A

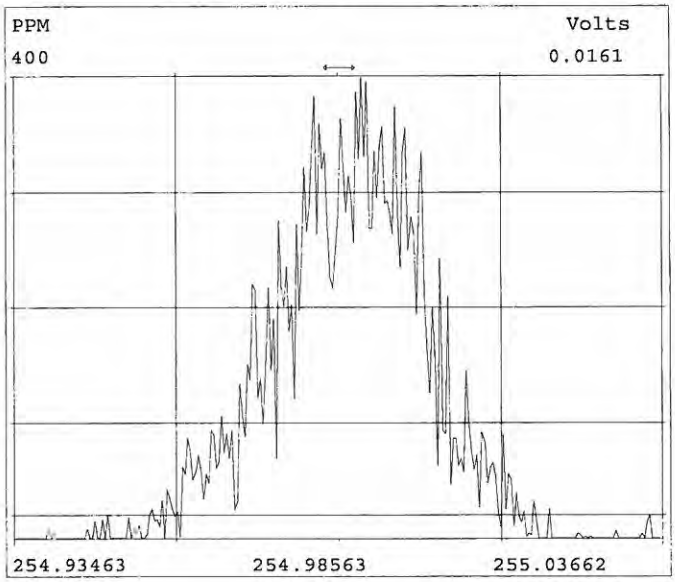

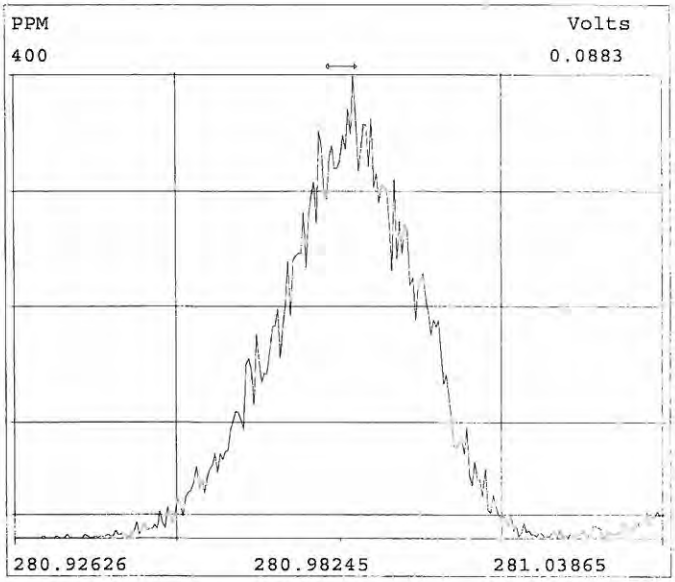

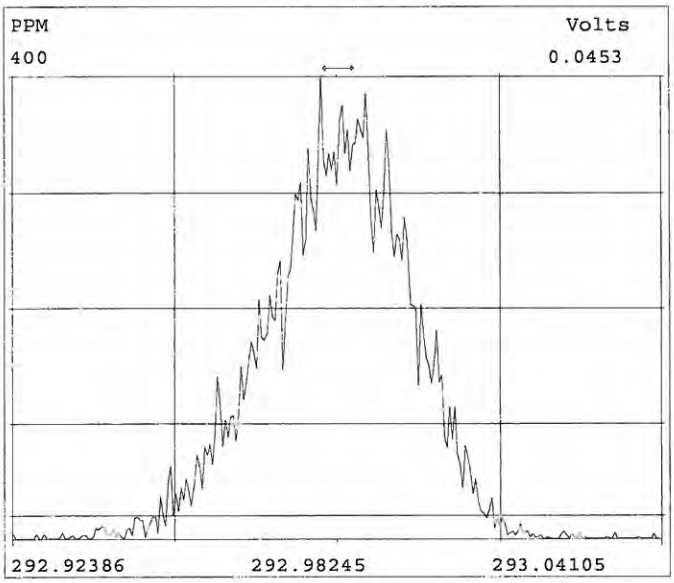

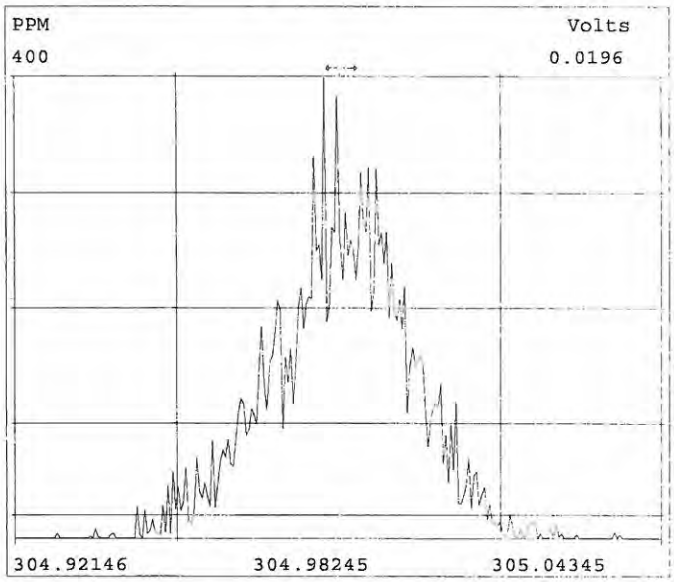

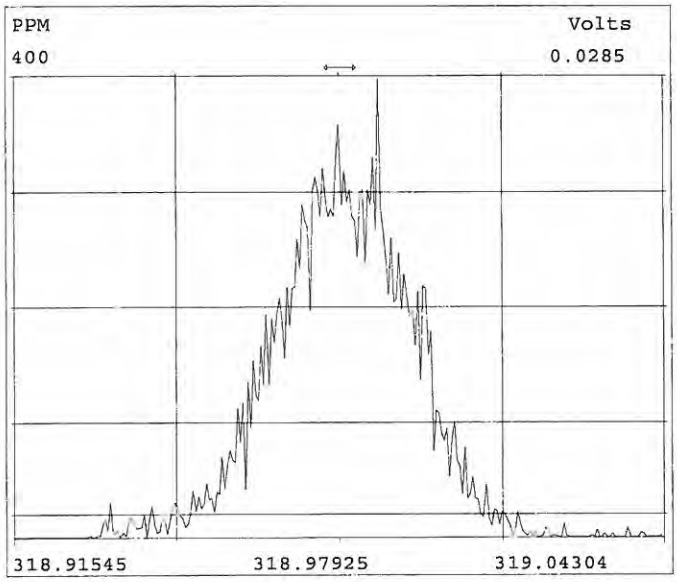



Peak Locate Examination: 7-AUG-2015:20:41 File:MP51_142DCAL
Experiment:MP-DB17MS-1_03 Function:5 Reference:PFK_1668A

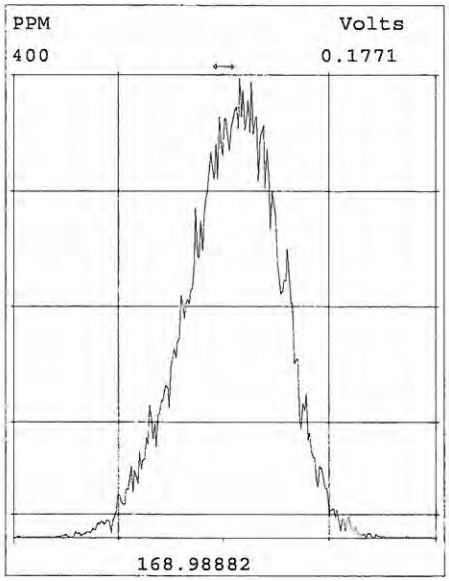

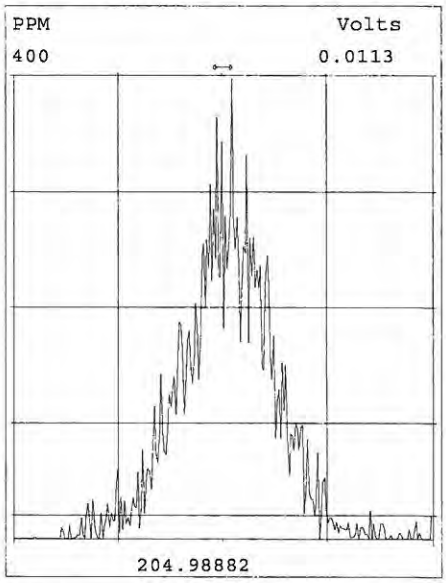

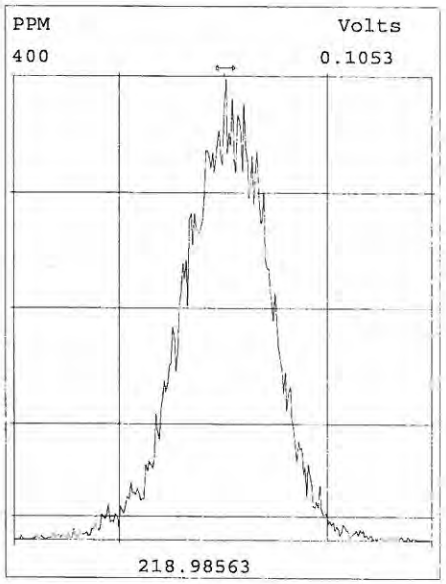

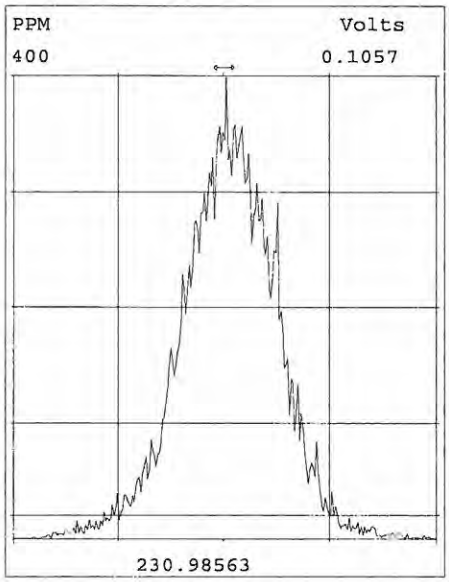

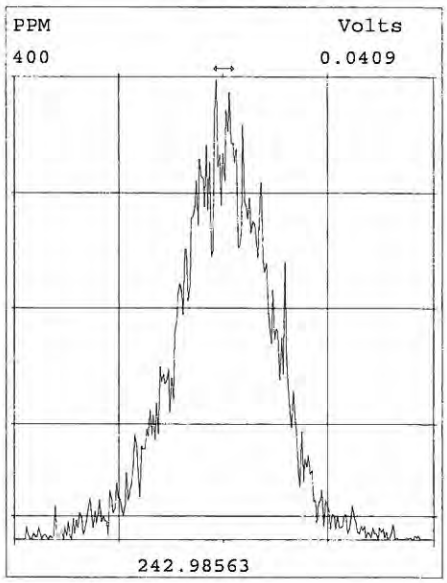

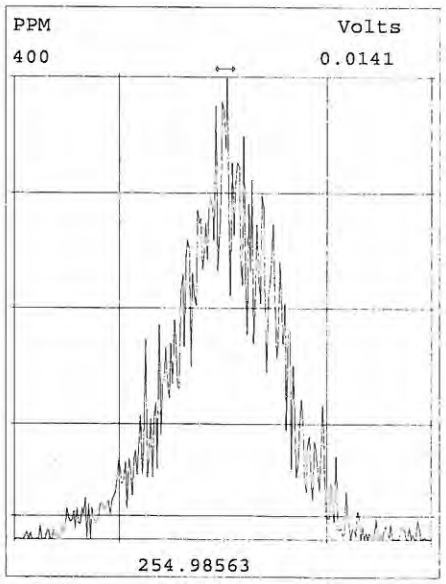

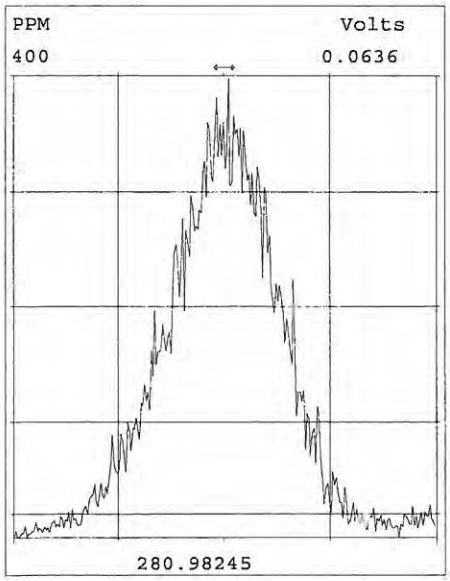

Peak Locate Examination: 7-AUG-2015:20:43 File:MP51_142DCAL
Experiment:MP-DB17MS-1_03 Function:6 Reference:PFK_1668A

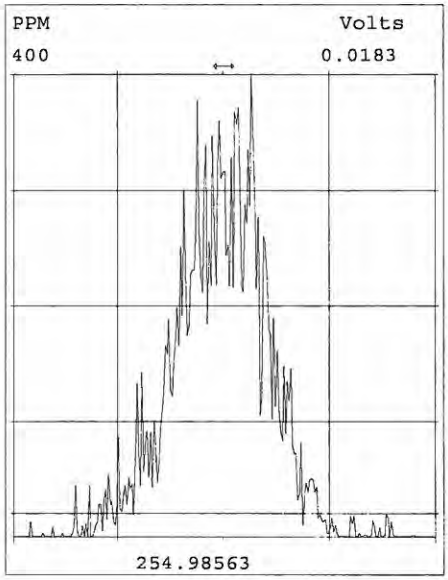

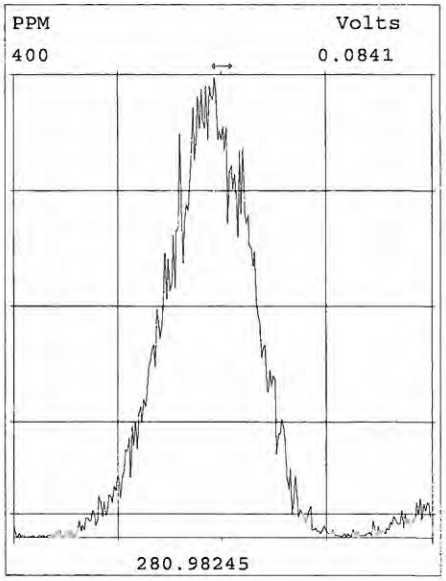

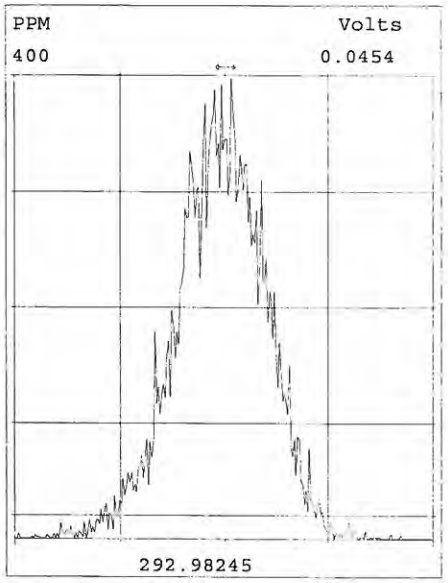

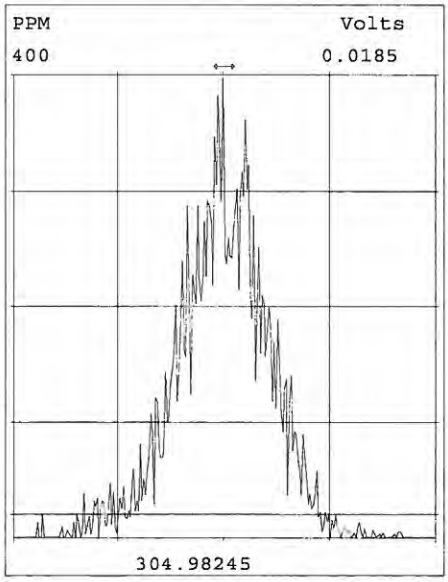

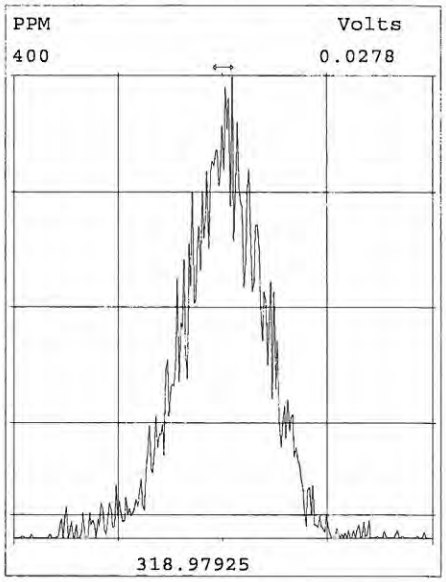

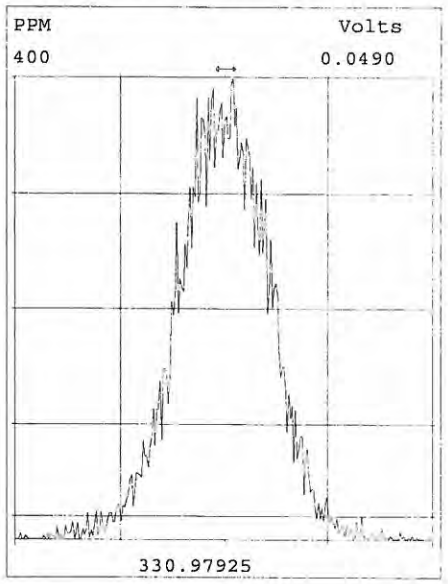

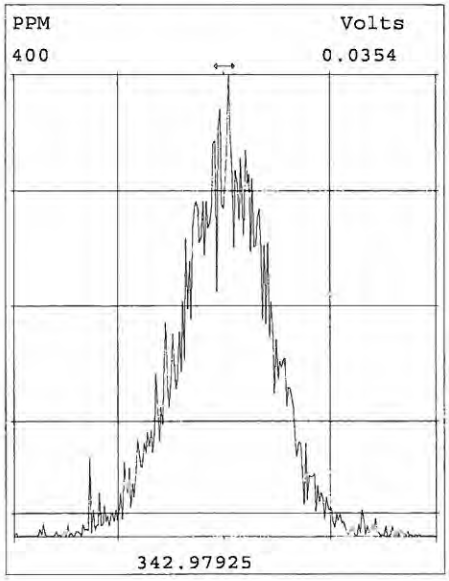

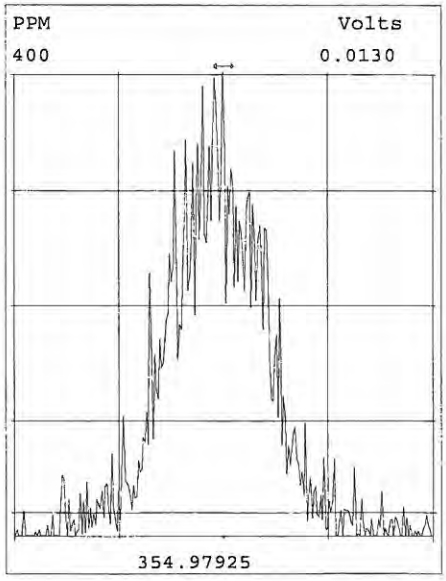

Approved by DS
08 Aug/2015

Peak Locate Examination: 8-AUG-2015:08:29 File:MP51_142DCAL2
Experiment:MP-DB17MS-1_03 Function:1 Reference:PFK_1668A

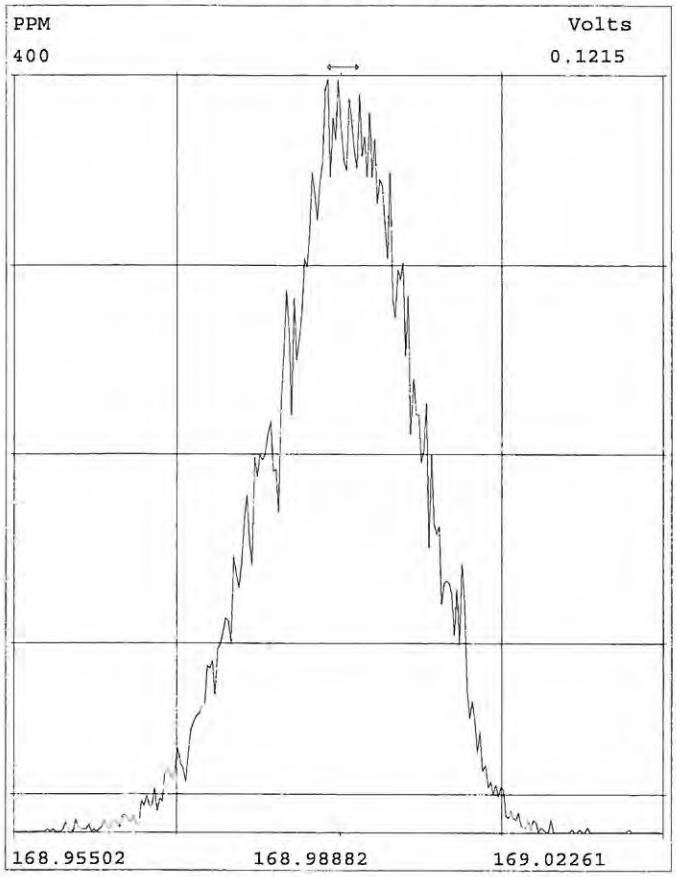

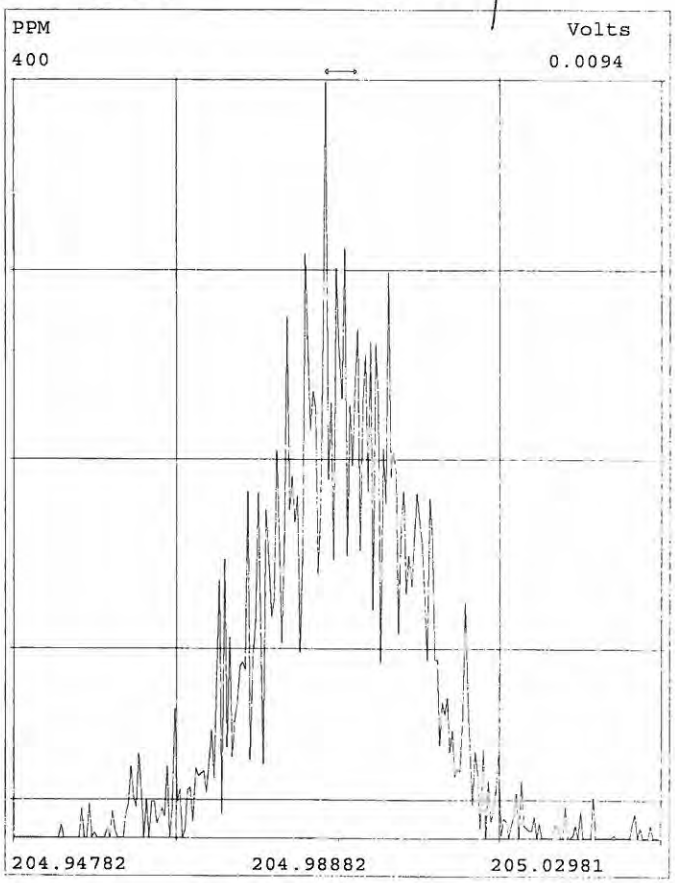

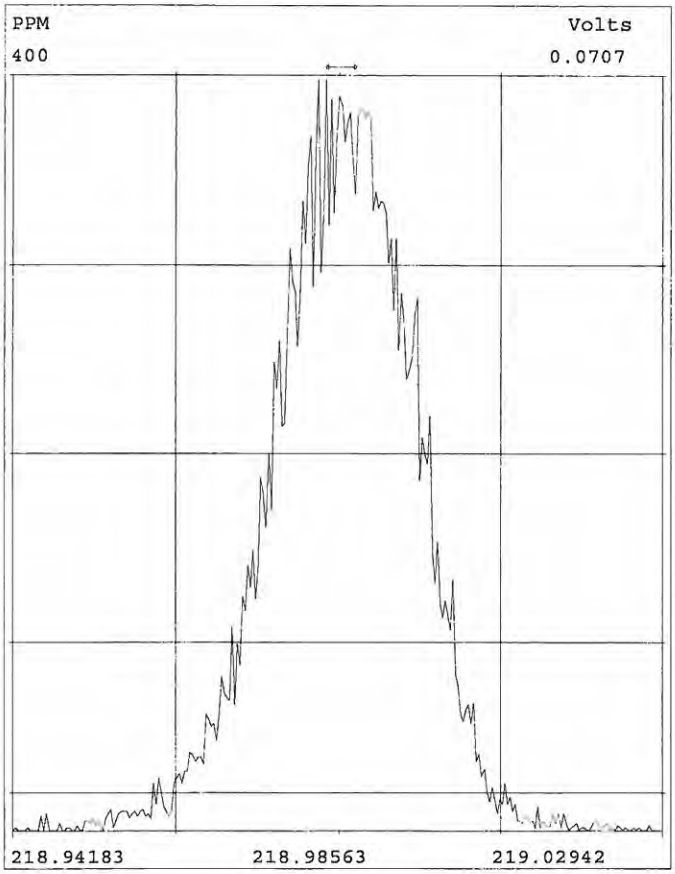

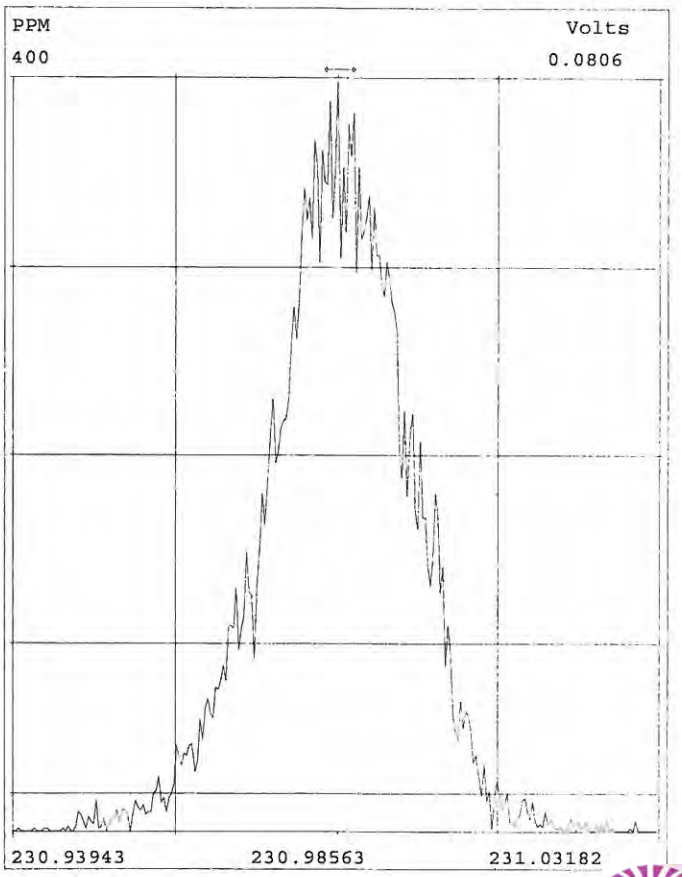

Peak Locate Examination: 8-AUG-2015:08:31 File:MP51_142DCAL2
Experiment:MP-DB17MS-1_03 Function:2 Reference:PFK_1668A

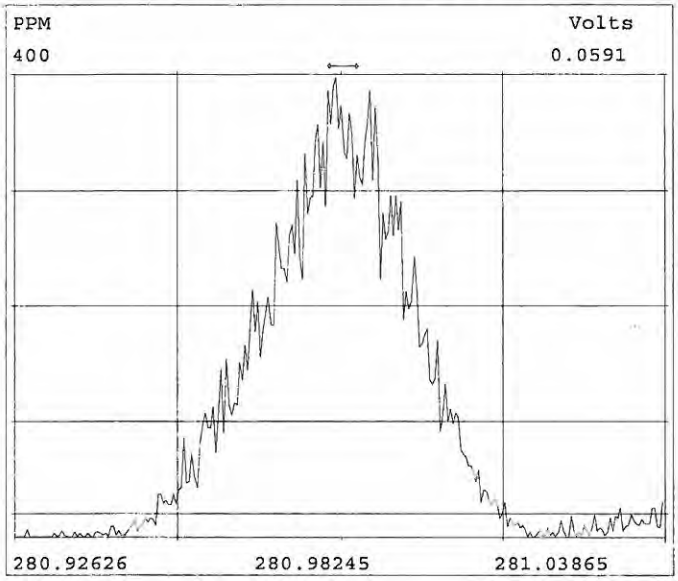

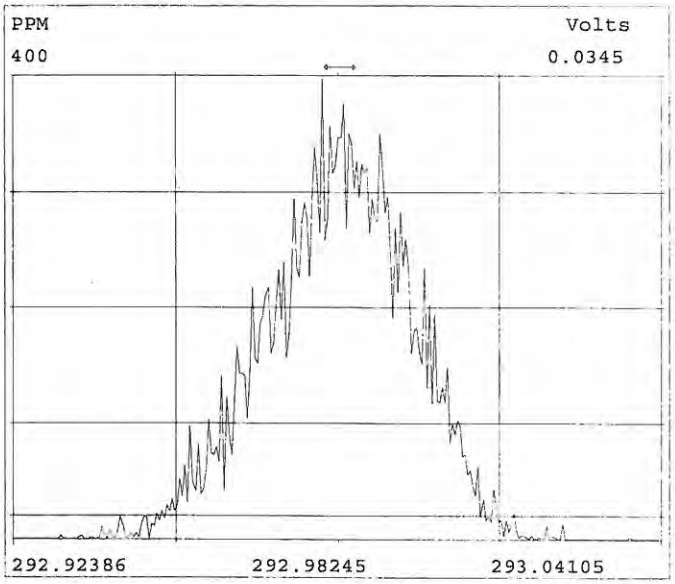

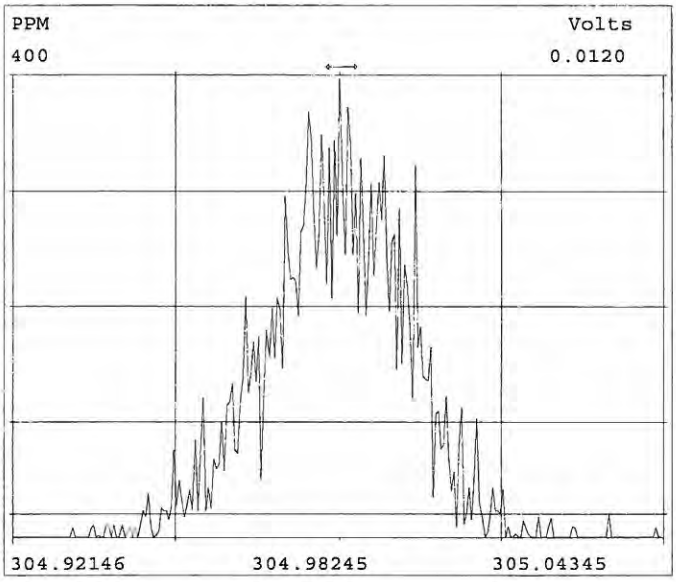

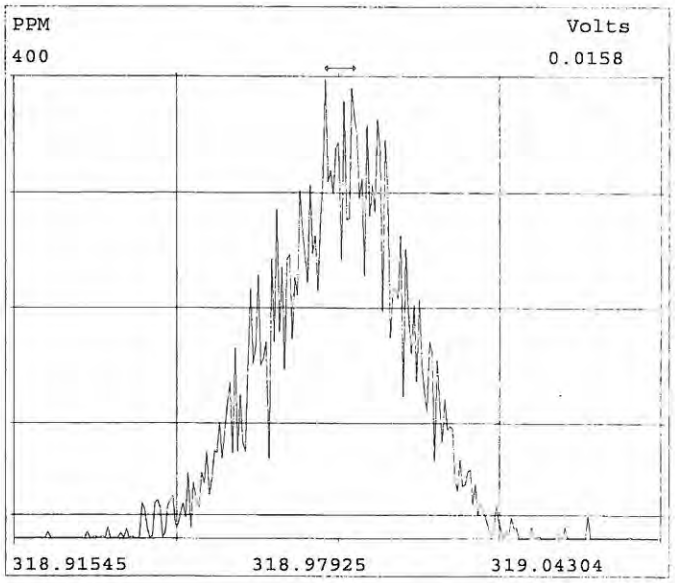

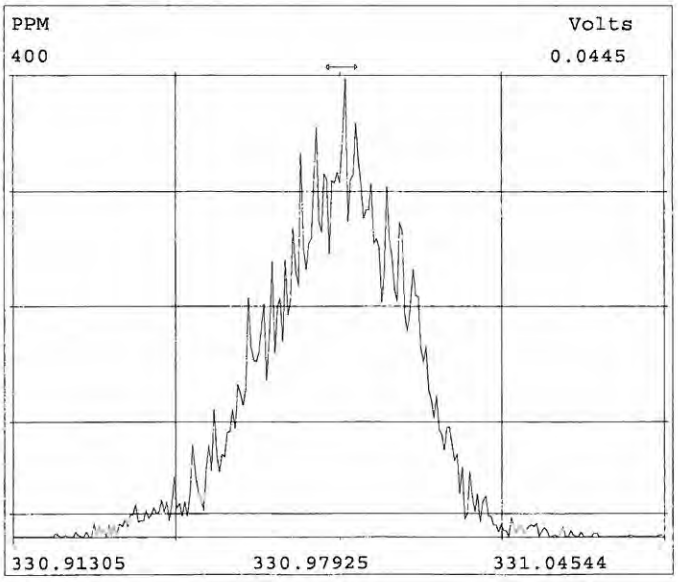

Peak Locate Examination: 8-AUG-2015:08:31 File:MP51_142DCAL2
Experiment:MP-DB17MS-1_03 Function:3 Reference:PFK_1668A

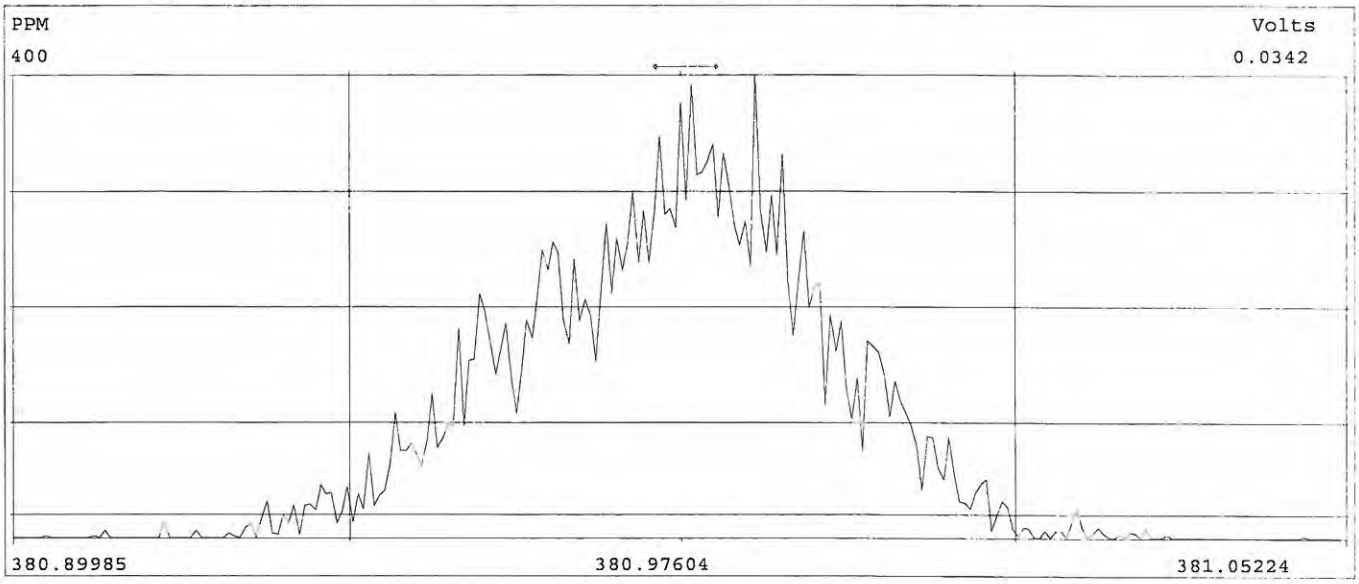

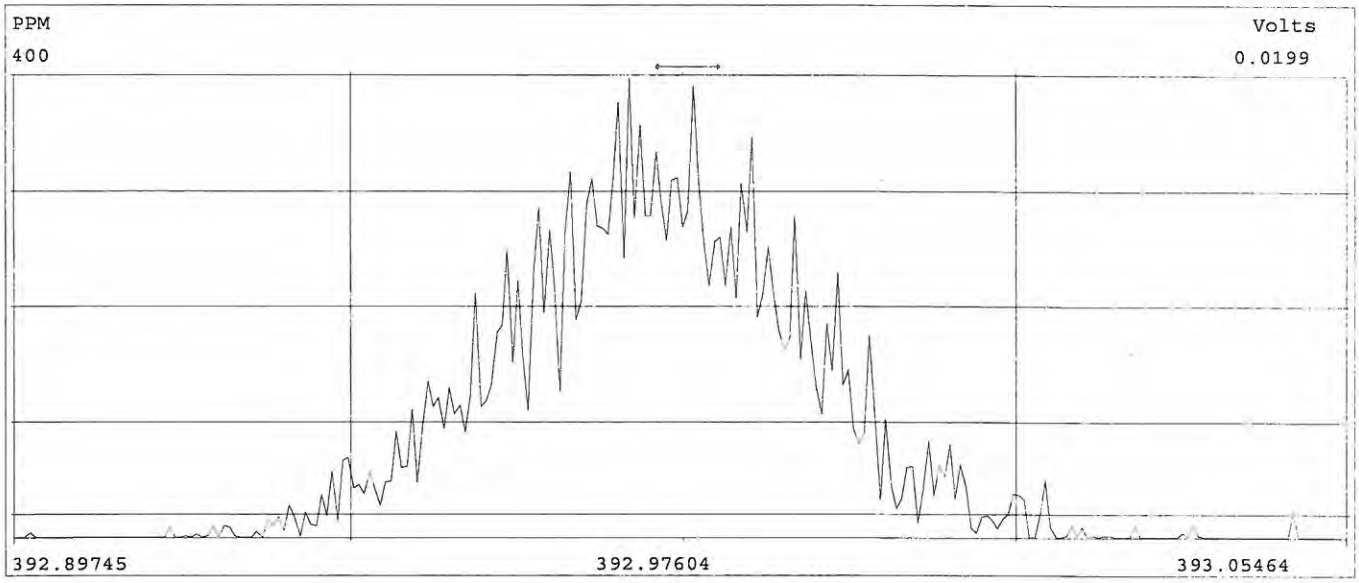

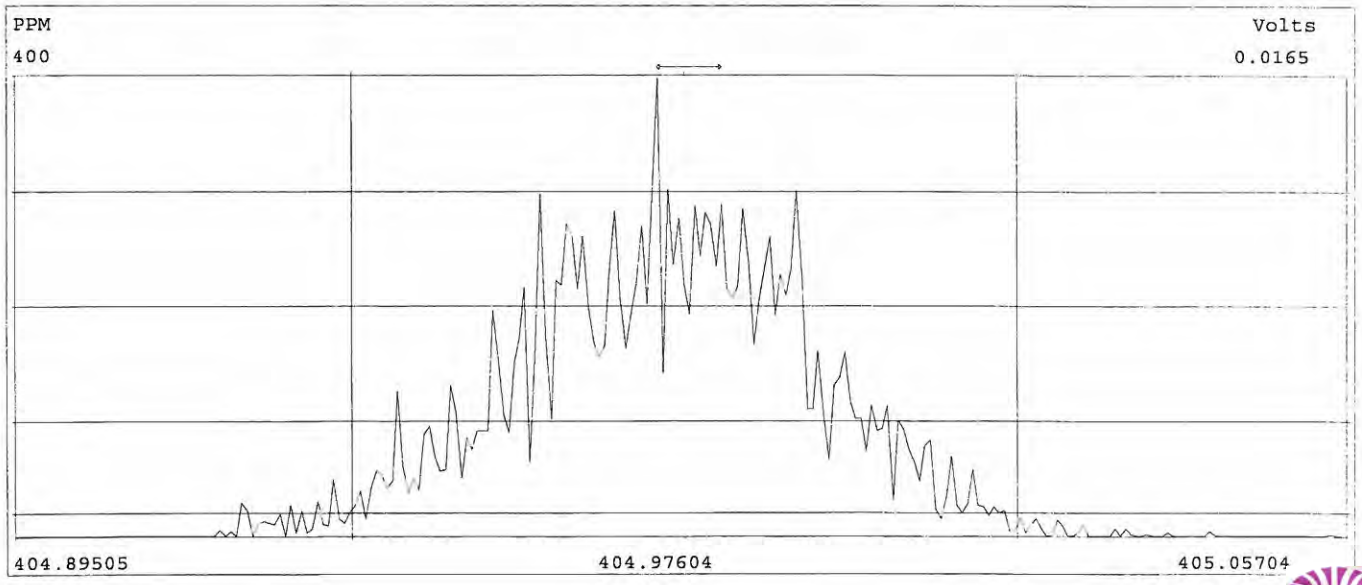

Peak Locate Examination: 8-AUG-2015:08:31 File:MP51_142DCAL2
Experiment:MP-DB17MS-1_03 Function:4 Reference:PFK_1668A

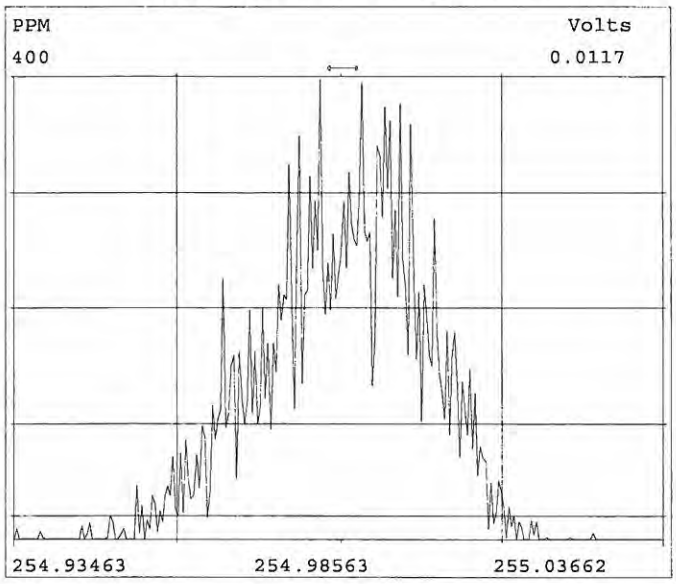

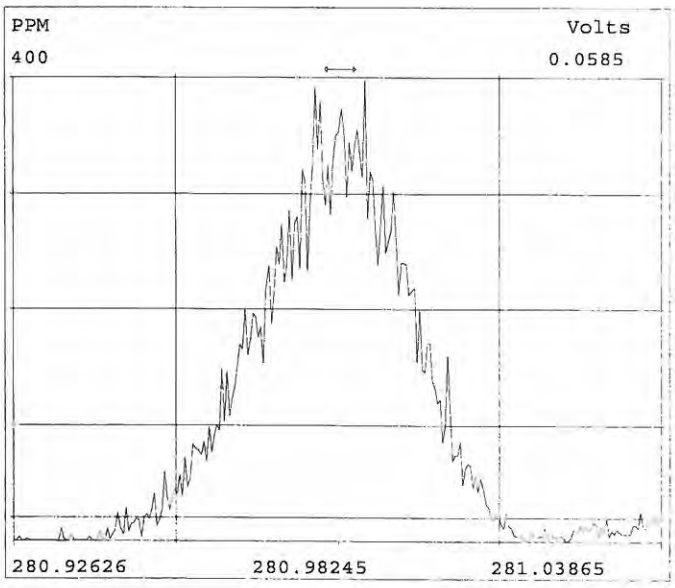

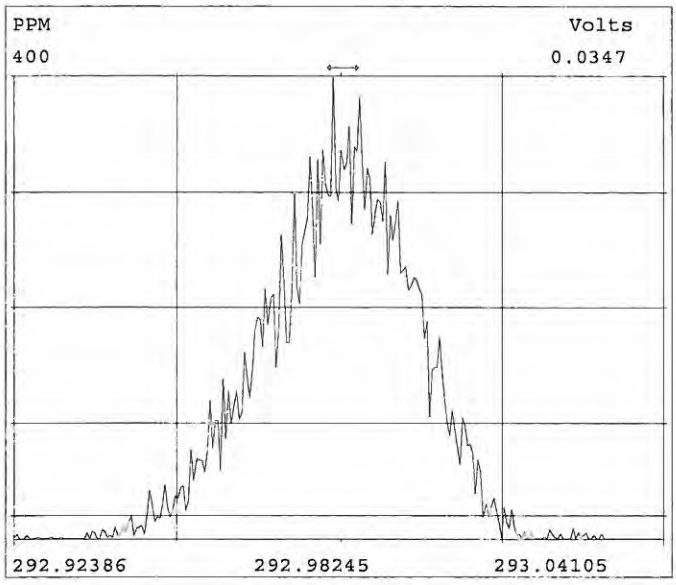

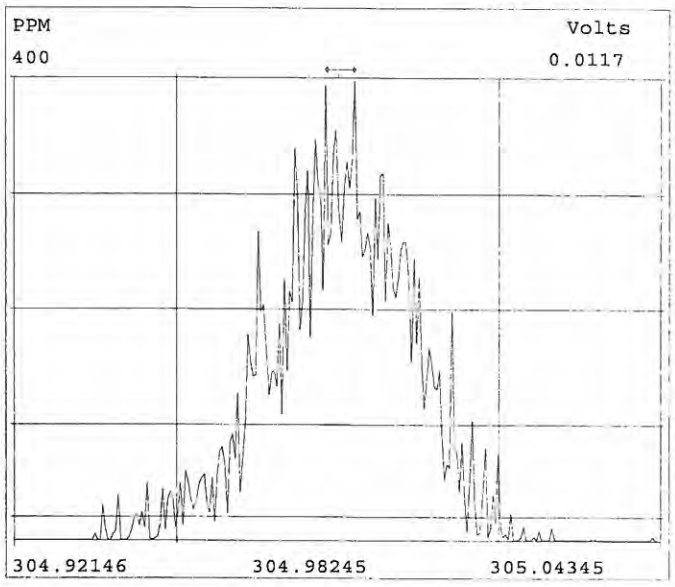

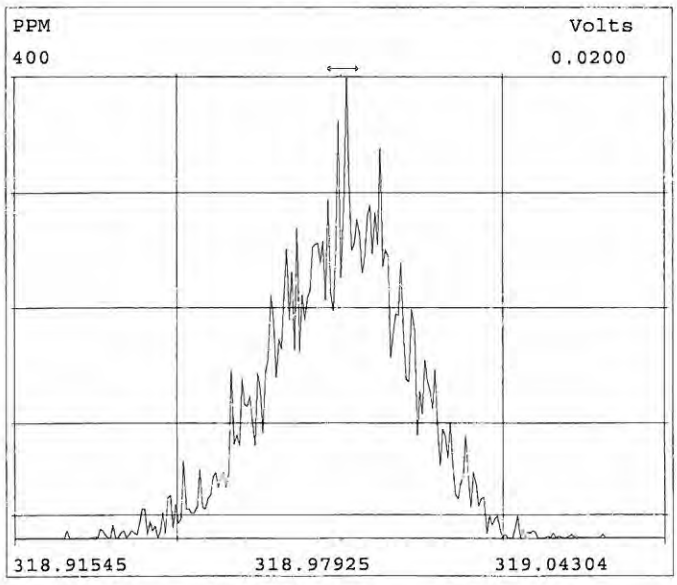

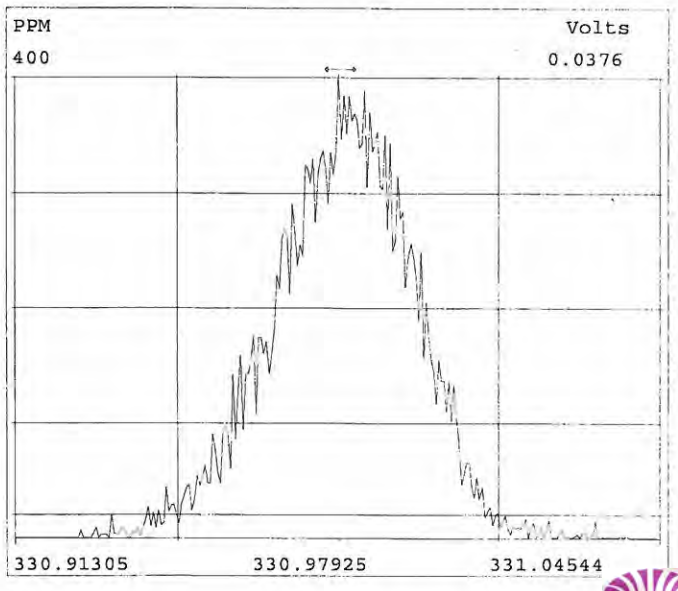

Peak Locate Examination: 8-AUG-2015:08:32 File:MP51_142DCAL2
Experiment:MP-DB17MS-1_03 Function:5 Reference:PFK_1668A

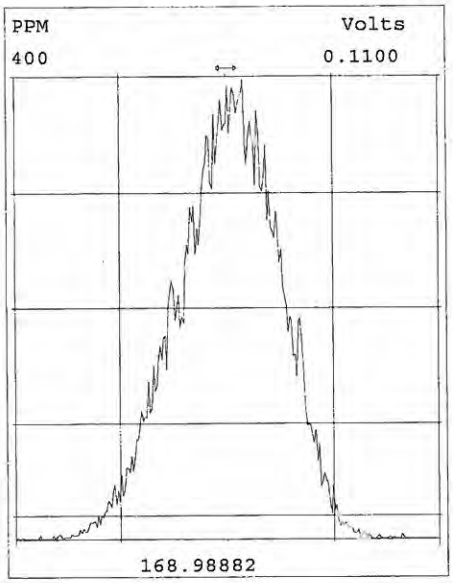

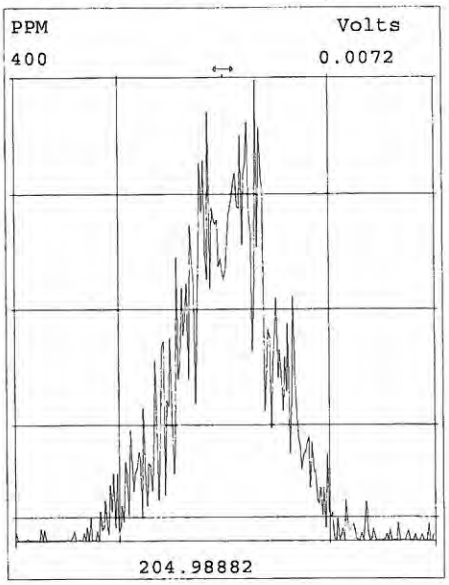

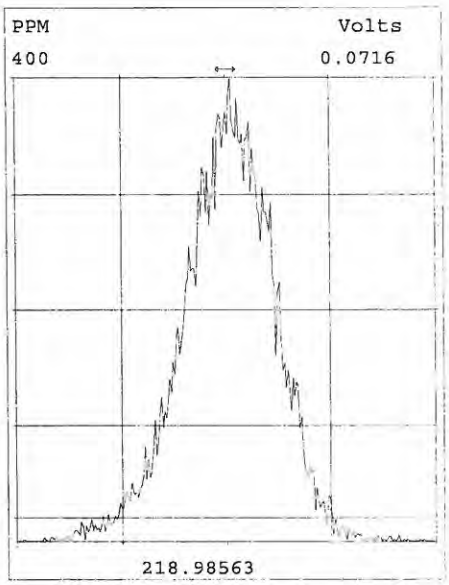

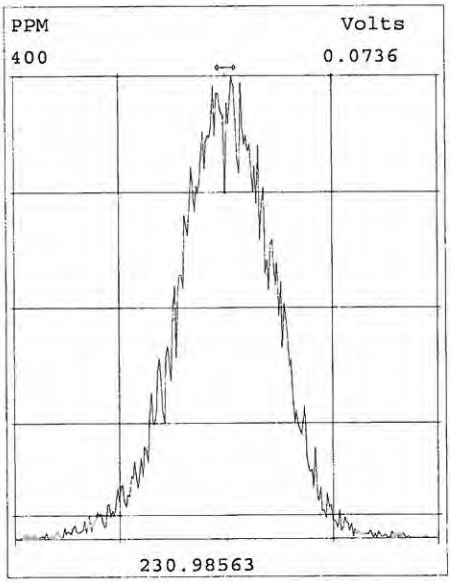

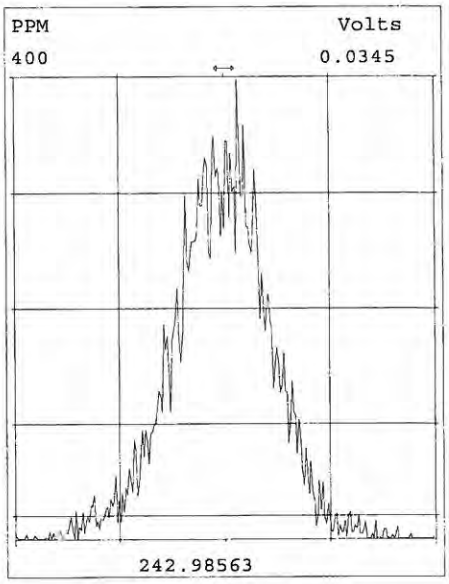

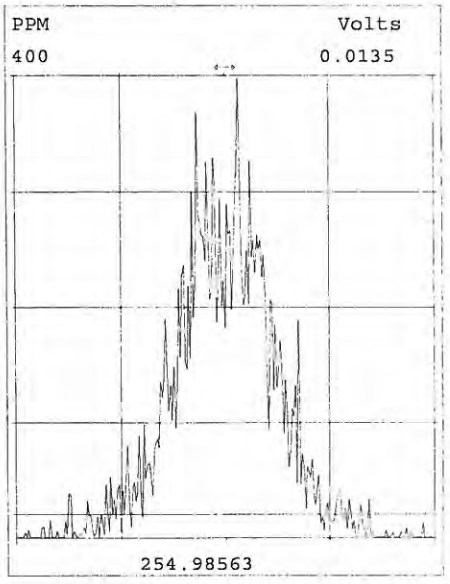

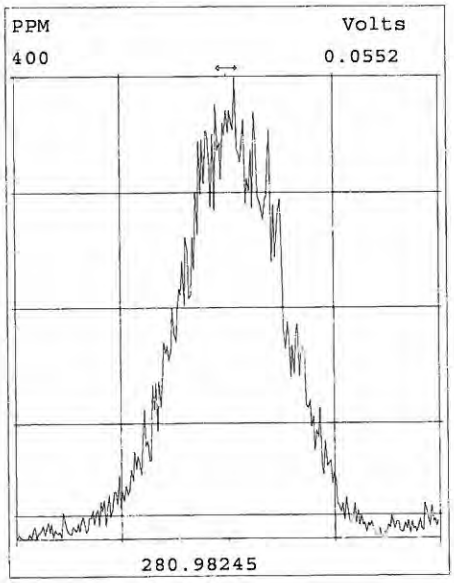

Peak Locate Examination: 8-AUG-2015:08:32 File:MP51_142DCAL2
Experiment:MP-DB17MS-1_03 Function:6 Reference:PFK_1668A

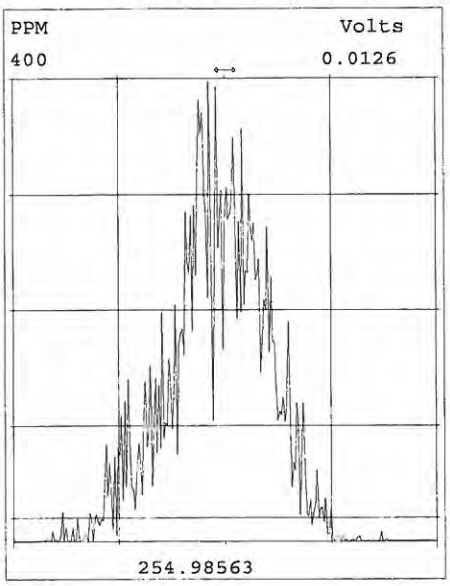

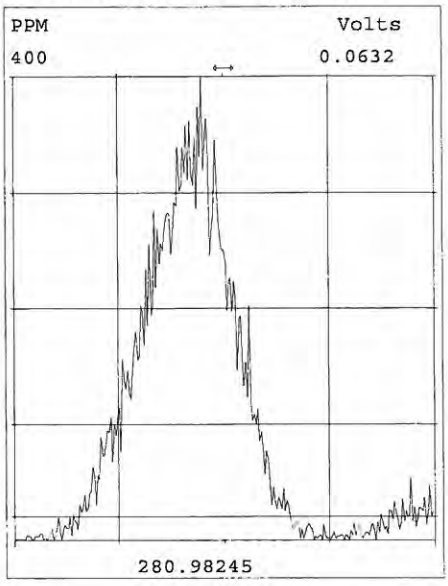

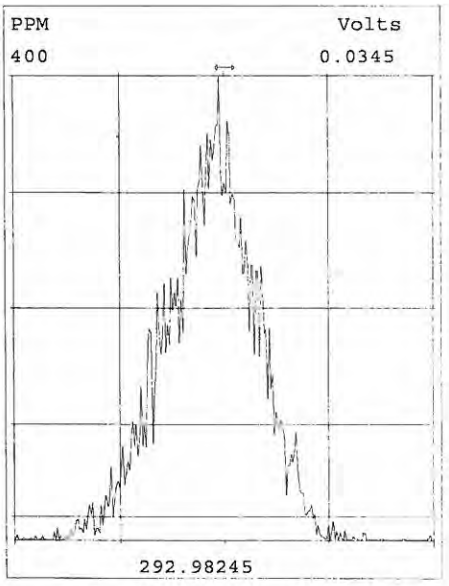

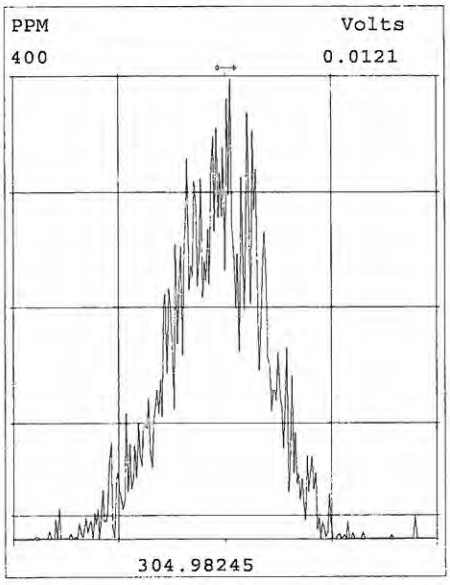

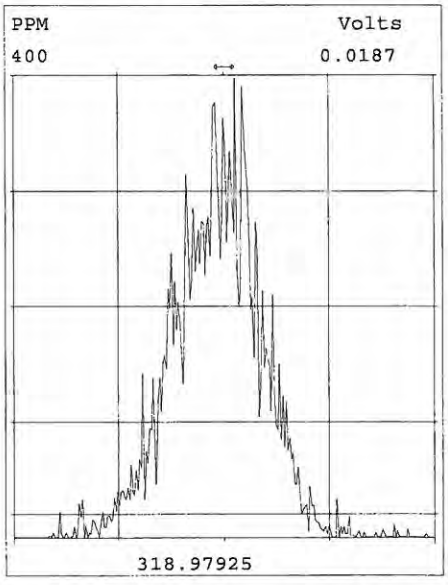

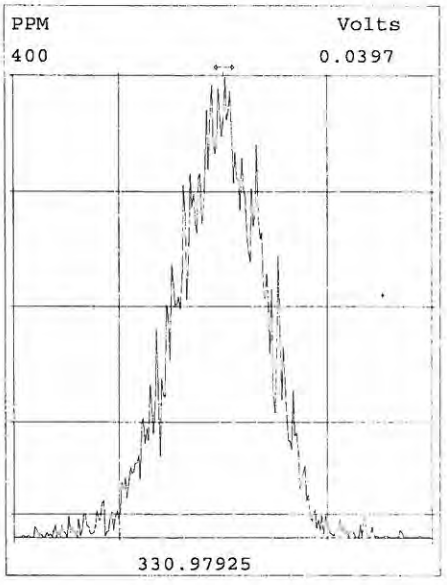

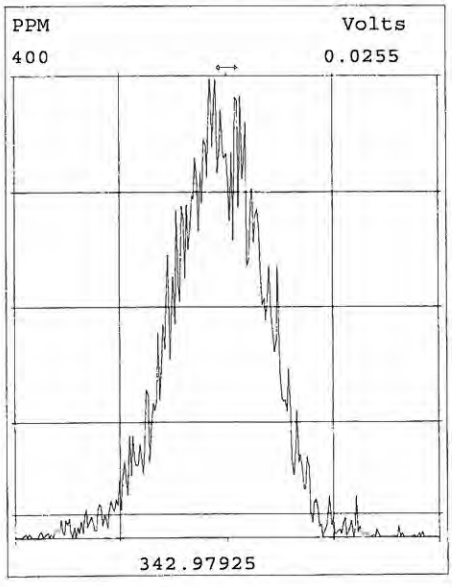

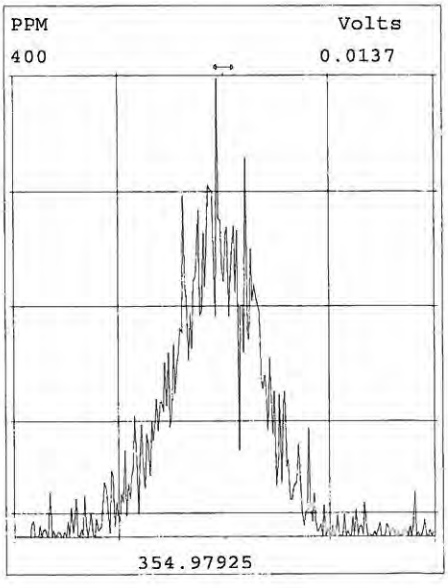

OPUSquan 8-AUG-2015 Page 1 MP51 142D-A

	c/q	Data Area	Data File	S	I	AnalyteTable	Factr #1	Factr #2	Size	HC	Sample Text	Comments	Done
1	c	STEM-DEFAULT	MP51_140K	1	1	MP-DB17-C06	0.0500	1.0000	1.000000	y	MP004A-CAL,,»	1,,2.0uL CS-1/SE»	y
2	c	STEM-DEFAULT	MP51_140K	2	1	MP-DB17-C06	0.1000	1.0000	1.000000	y	MP004B-CAL,,»	1,,2.0uL CS-2	y
3	c	STEM-DEFAULT	MP51_140J	5	1	MP-DB17-C06	0.2000	1.0000	1.000000	y	MP004C-CAL,,»	1,,2.0uL CS-3	y
4	c	STEM-DEFAULT	MP51_140K	3	1	MP-DB17-C06	1.0000	1.0000	1.000000	y	MP004D-CAL,,»	1,,2.0uL CS-4	y
5	c	STEM-DEFAULT	MP51_140J	3	1	MP-DB17-C06	10.0000	1.0000	1.000000	y	MP004E-CAL,,»	1,,2.0uL CS-5/Cal	y
6	c	STEM-DEFAULT	MP51_140K	6	1	MP-DB17-C06	50.0000	1.0000	1.000000	y	MP004F-CAL,,»	1,,2.0uL CS-6	y
7	c	STEM-DEFAULT	MP51_140K	5	1	MP-DB17-C06	100.0000	1.0000	1.000000	y	MP004G-CAL,,»	1,,2.0uL CS-7	y
8	c	STEM-DEFAULT	MP51_140K	4	1	MP-DB17-C06	200.0000	1.0000	1.000000	y	MP004H-CAL,,»	1,,2.0uL CS-8	y
9	q	STEM-DEFAULT	MP51_142D	1	1	mp-db17-c06	10.0000	1.0000	1.000000	y	MP004E-CAL,,»	1,,2.0uL CS-5/Cal	y
10	q	STEM-DEFAULT	MP51_142D	2	1	mp-db17-c06	10.0000	1.0000	1.000000	y	MP004E-CAL,,»	1,,2.0uL CS-5/Cal	y
11	q	STEM-DEFAULT	MP51_142D	3	1	mp-db17-s12	1.0000	1.0000	1.000000	y	Toluene,,	1,,1.0uL	y
12	q	STEM-DEFAULT	MP51_142D	4	1	mp-db17-s12	1.0000	1.0000	1.000000	y	Toluene,,	1,,1.0uL	y
13	q	STEM-DEFAULT	MP51_142D	5	1	mp-db17-s12	1.0000	1.0000	4.216000	y	L23368-2,NL,	10,WG51828,2.0/2»	y
14	q	STEM-DEFAULT	MP51_142D	6	1	mp-db17-s12	1.0000	1.0000	4.147000	y	L23367-13,NL,	10,WG51828,2.0/2»	y
15	q	STEM-DEFAULT	MP51_142D	9	1	mp-db17-c06	10.0000	1.0000	1.000000	y	MP004E-CAL,,»	1,,1.0uL Cal	y
16	q	STEM-DEFAULT	MP51_142D	10	1	mp-db17-c06	10.0000	1.0000	1.000000	y	MP004E-CAL,,»	1,,1.0uL Cal	y

AXYS METHOD MLA-905 Rev 01

Form 4A
CALIBRATION VERIFICATION

AXYS ANALYTICAL SERVICES
2045 MILLS RD., SIDNEY, B.C., CANADA
V8L 5X2 TEL (250) 655-5800 FAX (250) 655-5811

Initial Calibration Date:	04-Aug-2015	**VER Data Filename:**	MP51_142D S: 2
Instrument ID:	HR GC/MS	**Analysis Date:**	07-Aug-2015
GC Column ID:	DB17-MS	**Analysis Time:**	21:29:00

COMPOUND	CAS NO.	LAB FLAG [1]	m/e ION CHANNELS	ION ABUND. RATIO	QC LIMITS	CONC. FOUND (ng/mL)	CONC. RANGE (ng/mL)
3-OH-Chrysene	63019-39-6		316/301	2.78	1.81-3.75	48.5	35.8-66.6
3-OH-Benzo[a]pyrene	13345-21-6		340/325	7.09	4.61-9.57	50.3	36.6-68.0
9-OH-Benzo[a]pyrene	17573-21-6		340/325	9.62	6.25-13.0	36.1	35.9-66.7
3-OH-Benz[a]anthracene	4834-35-9		316/301	2.87	1.87-3.87	49.0	35.4-65.8

(1) Where applicable, custom lab flags have been used on this report.

These data are validated and reported as accurate and in accord with AXYS Analytical Services Ltd. ISO17025 compliant quality assurance processes.
Signed: _____Million Woudneh_____

For Axys Internal Use Only [XSL Template: Pest4A.xsl; Created: 17-Aug-2015 10:43:23; Application: XMLTransformer-1.14.15;
Report Filename: GENERIC-SPECS_Pest_MP51_142DS2__Form4A_SJ1918955.html; Workgroup: WG51828; Design ID: 2302]

AXYS METHOD MLA-905 Rev 01

Form 4B
CALIBRATION VERIFICATION

AXYS ANALYTICAL SERVICES
2045 MILLS RD., SIDNEY, B.C., CANADA
V8L 5X2 TEL (250) 655-5800 FAX (250) 655-5811

Initial Calibration Date:	04-Aug-2015	**VER Data Filename:**	MP51_142D S: 2
Instrument ID:	HR GC/MS	**Analysis Date:**	07-Aug-2015
GC Column ID:	DB17-MS	**Analysis Time:**	21:29:00

LABELED COMPOUND	CAS NO.	LAB FLAG [1]	m/e ION CHANNELS	ION ABUND. RATIO	QC LIMITS	CONC. FOUND (ng/mL)	CONC. RANGE (ng/mL)
13C6-3-OH-Chrysene			322/307	2.70	1.76-3.65	183	126-379
13C6-1-OH-Benz[a]anthracene			322/307	3.27	2.13-4.41	180	126-378
d11-3-OH-Benzo[a]pyrene			351/336	8.79	5.71-11.9	134	49.8-299

(1) Where applicable, custom lab flags have been used on this report.

These data are validated and reported as accurate and in accord with AXYS Analytical Services Ltd. ISO17025 compliant quality assurance processes.
Signed: _____Million Woudneh_____

For Axys Internal Use Only [XSL Template: Pest4B.xsl; Created: 17-Aug-2015 10:43:23; Application: XMLTransformer-1.14.15;
Report Filename: GENERIC-SPECS_Pest_MP51_142DS2__Form4B_SJ1918955.html; Workgroup: WG51828; Design ID: 2302]

Run #13 Filename MP51_141C S: 29 I: 1 Acquired: 6-AUG-15 16:30:10 Processed: 6-AUG-15 17:00:11
Run: mp51_141C-D Analyte: MP-DB17-S12 Cal: mp51_140J-8A Results: MP51_141C-D Version: V3.6 6-JAN-2000 17:51:42
Sample text: L23367-11,WI4, 4 Comments: 4,WG51828,2.0/800uL
sample size: ~~4.146~~000 conc units: pg/~~g~~ mL total toxicity: 1297.79 F1: 1.0000 F2: 1.0000

	Typ	Name	#Hom	Resp	RA		RT	Conc	Tox #1	DL	Rec	M?
1	Unk	1-OH-Naphthalene	1	7.67e+06	1.06	n	8:11	1508.307	151	268.7106	-	n
2	Unk	1-OH-Pyrene	1	5.80e+07	4.69	n	20:46	10743.502	1074	500.2232	-	n
3	Unk	3-OH-Chrysene	0	*	*	n	NotFnd	*	*	1302.6752	-	n
4	Unk	3-OH-Benz[a]anthracene	0	*	*	n	NotFnd	*	*	1044.7144	-	n
5	Unk	7,8-OH-Benzo[a]pyrene-C	0	*	*	n	NotFnd	*	*	*	-	n
6	Unk	7,8-OH-Benzo[a]pyrene-T	0	*	*	n	NotFnd	*	*	*	-	n
7	Unk	7,8-OH-Benzo[a]pyrene-3	0	*	*	n	NotFnd	*	*	*	-	n
8	Unk	9-OH-Benzo[a]pyrene	1	1.25e+06	2.65	n	26:28	290.764	29	92.6312	-	y
9	Unk	3-OH-Benzo[a]pyrene	1	1.03e+06	8.43	n	26:42	435.375	44	238.6549	-	y
10	Unk	7,8-OH-Benzo[a]pyrene-4	0	*	*	n	NotFnd	*	*	*	-	n
11	IS	13C6-1-OH-Naphthalene	1	5.52e+07	0.98	n	8:11	9244.519	-	961.0575	76.7	n
12	IS	13C6-1-OH-Pyrene	1	6.82e+07	4.31	n	20:46	8695.056	-	229.8373	72.1	n
13	IS	13C6-1-OH-BAA	1	1.08e+08	3.02	n	22:30	8991.424	-	287.0670	74.0	n
14	IS	13C6-3-OH-Chrysene	1	1.12e+08	2.90	n	23:02	9107.454	-	281.3075	74.8	n
15	IS	D11-3-OH-Benzo[a]pyrene	1	4.85e+07	9.38	n	26:38	6457.925	-	32.6967	53.8	n
16	IS	13C-CL4-OH-PCB-79	1	9.62e+05	0.88	y	20:06	1160.199	-	203.7959	48.1	n
17	IS	13C-CL4-PCB-79	0	*	*	n	NotFnd	*	-	*	Div0	n
18	RS	13C-CL4-PCB-81	1	1.11e+07	0.79	y	16:25	2.145	-	-	-	n
19	Tot	Fn1 Lock	-	-			-	-	-	-	-	n
20	Tot	Fn2 Lock	-	-			-	-	-	-	-	n
21	Tot	Fn3 Lock	-	-			-	-	-	-	-	n
22	Tot	Fn4 Lock	-	-			-	-	-	-	-	n
23	Tot	Fn4 Lock	-	-			-	-	-	-	-	n
24	Tot	Fn5 Lock	-	-			-	-	-	-	-	n
25	Tot	Fn6 Lock	-	-			-	-	-	-	-	n

x calc. 1 DC
my
1.037

PV AS 8-AUG-2015

SV by MW
12-Aug-2015

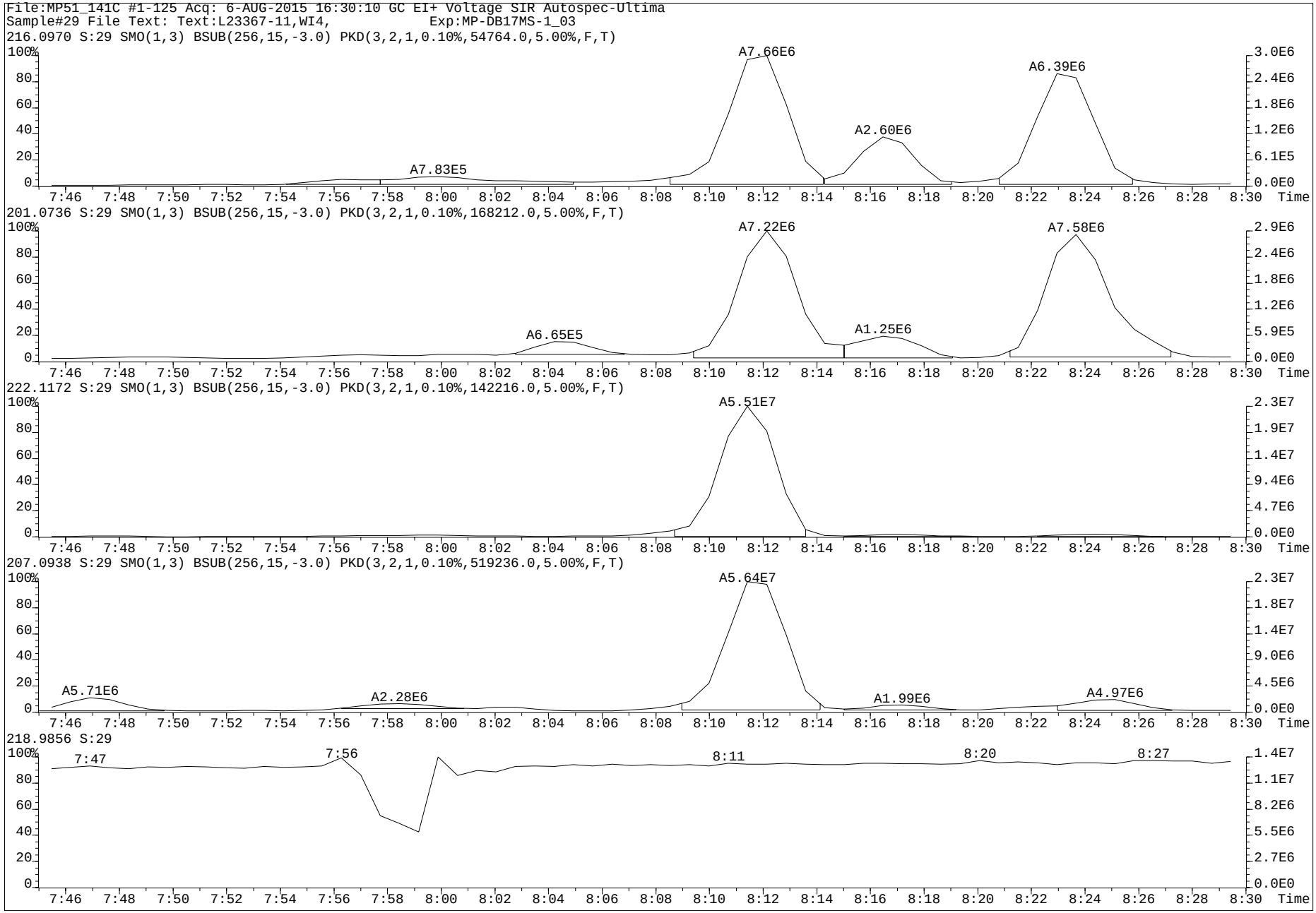
File:MP51_141C #1-125 Acq: 6-AUG-2015 16:30:10 GC EI+ Voltage SIR Autospec-Ultima
Sample#29 File Text: Text:L23367-11,WI4, Exp:MP-DB17MS-1_03
216.0970 S:29 SMO(1,3) BSUB(256,15,-3.0) PKD(3,2,1,0.10%,54764.0,5.00%,F,T)
A7.66E6
A6.39E6
A2.60E6
A7.83E5
201.0736 S:29 SMO(1,3) BSUB(256,15,-3.0) PKD(3,2,1,0.10%,168212.0,5.00%,F,T)
A7.22E6
A7.58E6
A6.65E5
A1.25E6
222.1172 S:29 SMO(1,3) BSUB(256,15,-3.0) PKD(3,2,1,0.10%,142216.0,5.00%,F,T)
A5.51E7
207.0938 S:29 SMO(1,3) BSUB(256,15,-3.0) PKD(3,2,1,0.10%,519236.0,5.00%,F,T)
A5.64E7
A5.71E6
A2.28E6
A1.99E6
A4.97E6
218.9856 S:29
7:47
7:56
8:11
8:20
8:27
Time

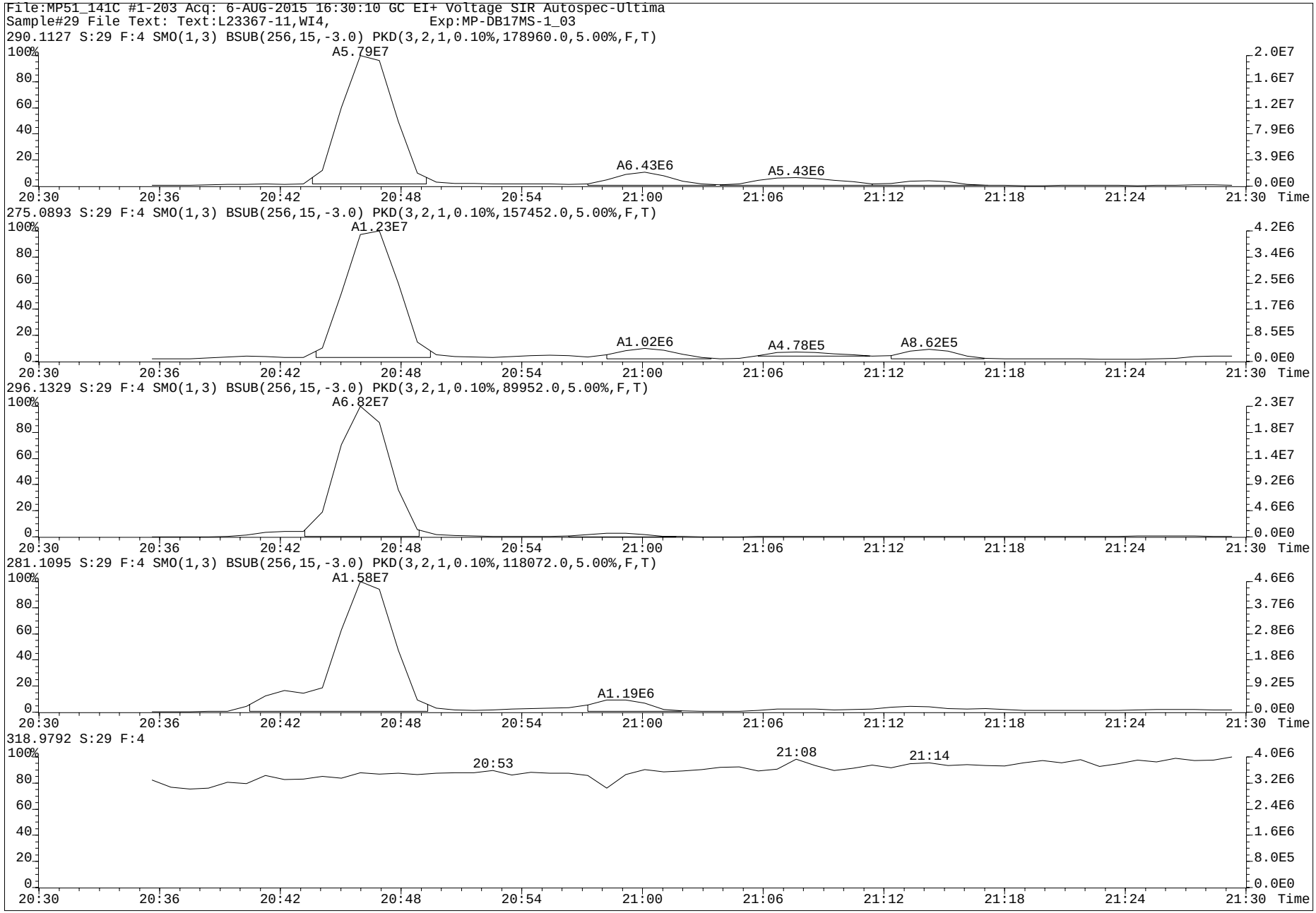
File:MP51_141C #1-203 Acq: 6-AUG-2015 16:30:10 GC EI+ Voltage SIR Autospec-Ultima
Sample#29 File Text: Text:L23367-11,WI4, Exp:MP-DB17MS-1_03
290.1127 S:29 F:4 SMO(1,3) BSUB(256,15,-3.0) PKD(3,2,1,0.10%,178960.0,5.00%,F,T)
A5.79E7
A6.43E6
A5.43E6
275.0893 S:29 F:4 SMO(1,3) BSUB(256,15,-3.0) PKD(3,2,1,0.10%,157452.0,5.00%,F,T)
A1.23E7
A1.02E6
A4.78E5
A8.62E5
296.1329 S:29 F:4 SMO(1,3) BSUB(256,15,-3.0) PKD(3,2,1,0.10%,89952.0,5.00%,F,T)
A6.82E7
281.1095 S:29 F:4 SMO(1,3) BSUB(256,15,-3.0) PKD(3,2,1,0.10%,118072.0,5.00%,F,T)
A1.58E7
A1.19E6
318.9792 S:29 F:4
20:53
21:08
21:14
20:30
20:36
20:42
20:48
20:54
21:00
21:06
21:12
21:18
21:24
21:30
Time

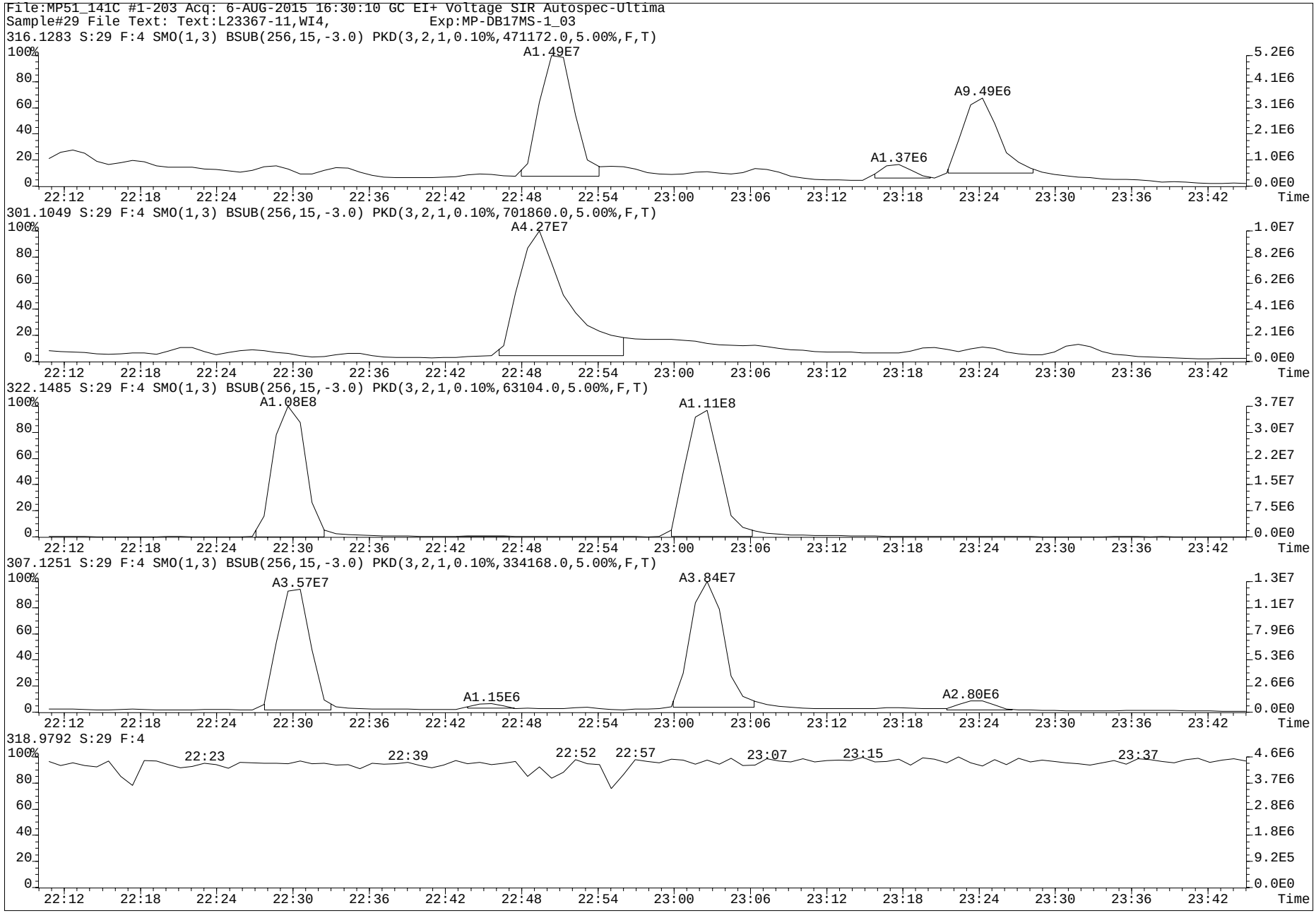
File:MP51_141C #1-203 Acq: 6-AUG-2015 16:30:10 GC EI+ Voltage SIR Autospec-Ultima
Sample#29 File Text: Text:L23367-11,WI4, Exp:MP-DB17MS-1_03
316.1283 S:29 F:4 SMO(1,3) BSUB(256,15,-3.0) PKD(3,2,1,0.10%,471172.0,5.00%,F,T)
A1.49E7
A9.49E6
A1.37E6
301.1049 S:29 F:4 SMO(1,3) BSUB(256,15,-3.0) PKD(3,2,1,0.10%,701860.0,5.00%,F,T)
A4.27E7
322.1485 S:29 F:4 SMO(1,3) BSUB(256,15,-3.0) PKD(3,2,1,0.10%,63104.0,5.00%,F,T)
A1.08E8
A1.11E8
307.1251 S:29 F:4 SMO(1,3) BSUB(256,15,-3.0) PKD(3,2,1,0.10%,334168.0,5.00%,F,T)
A3.57E7
A3.84E7
A1.15E6
A2.80E6
318.9792 S:29 F:4
22:23
22:39
22:52
22:57
23:07
23:15
23:37
Time

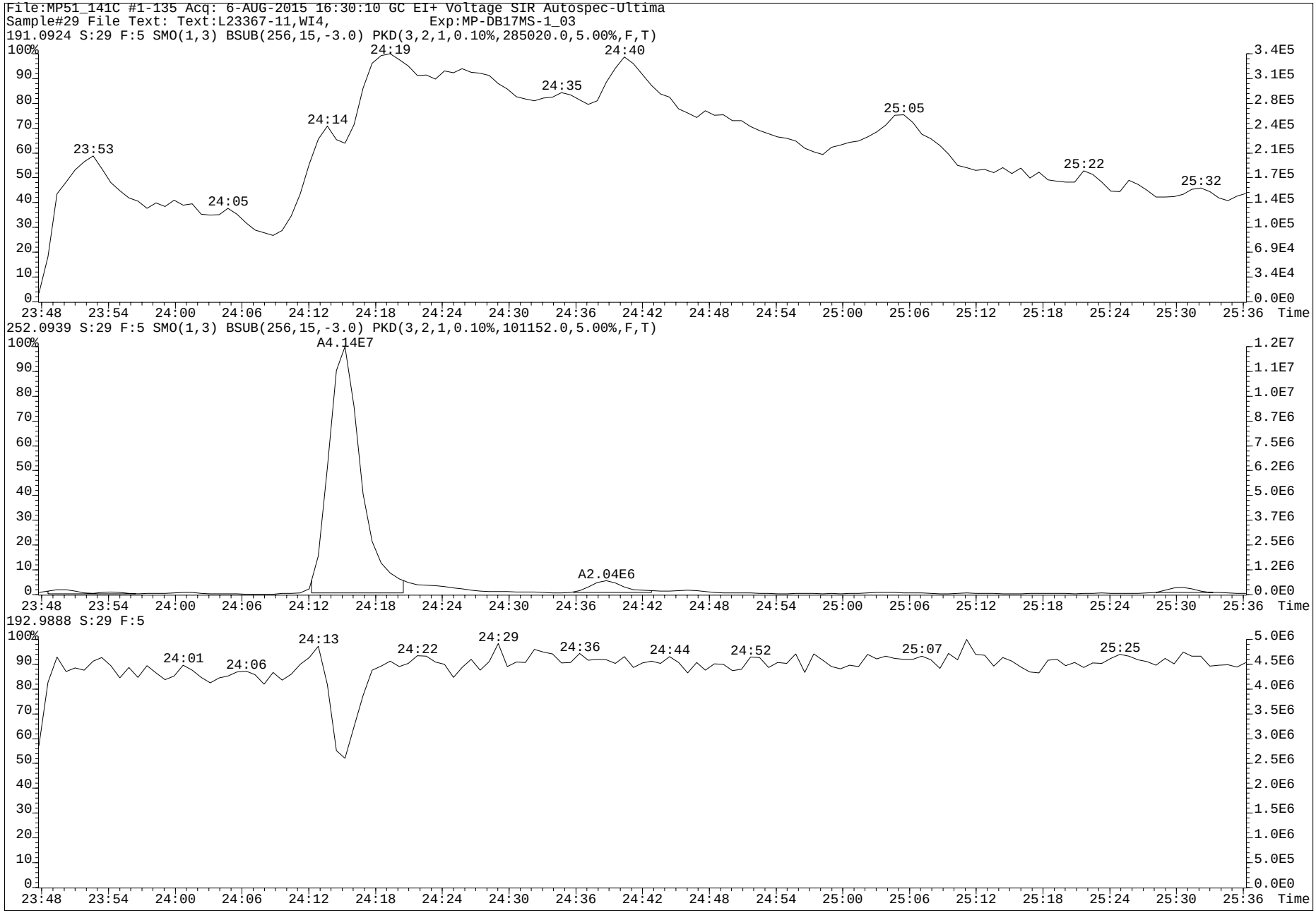
File:MP51_141C #1-135 Acq: 6-AUG-2015 16:30:10 GC EI+ Voltage SIR Autospec-Ultima
Sample#29 File Text: Text:L23367-11,WI4, Exp:MP-DB17MS-1_03
191.0924 S:29 F:5 SMO(1,3) BSUB(256,15,-3.0) PKD(3,2,1,0.10%,285020.0,5.00%,F,T)
23:53
24:05
24:14
24:19
24:35
24:40
25:05
25:22
25:32
252.0939 S:29 F:5 SMO(1,3) BSUB(256,15,-3.0) PKD(3,2,1,0.10%,101152.0,5.00%,F,T)
A4.14E7
A2.04E6
192.9888 S:29 F:5
24:01
24:06
24:13
24:22
24:29
24:36
24:44
24:52
25:07
25:25
Time

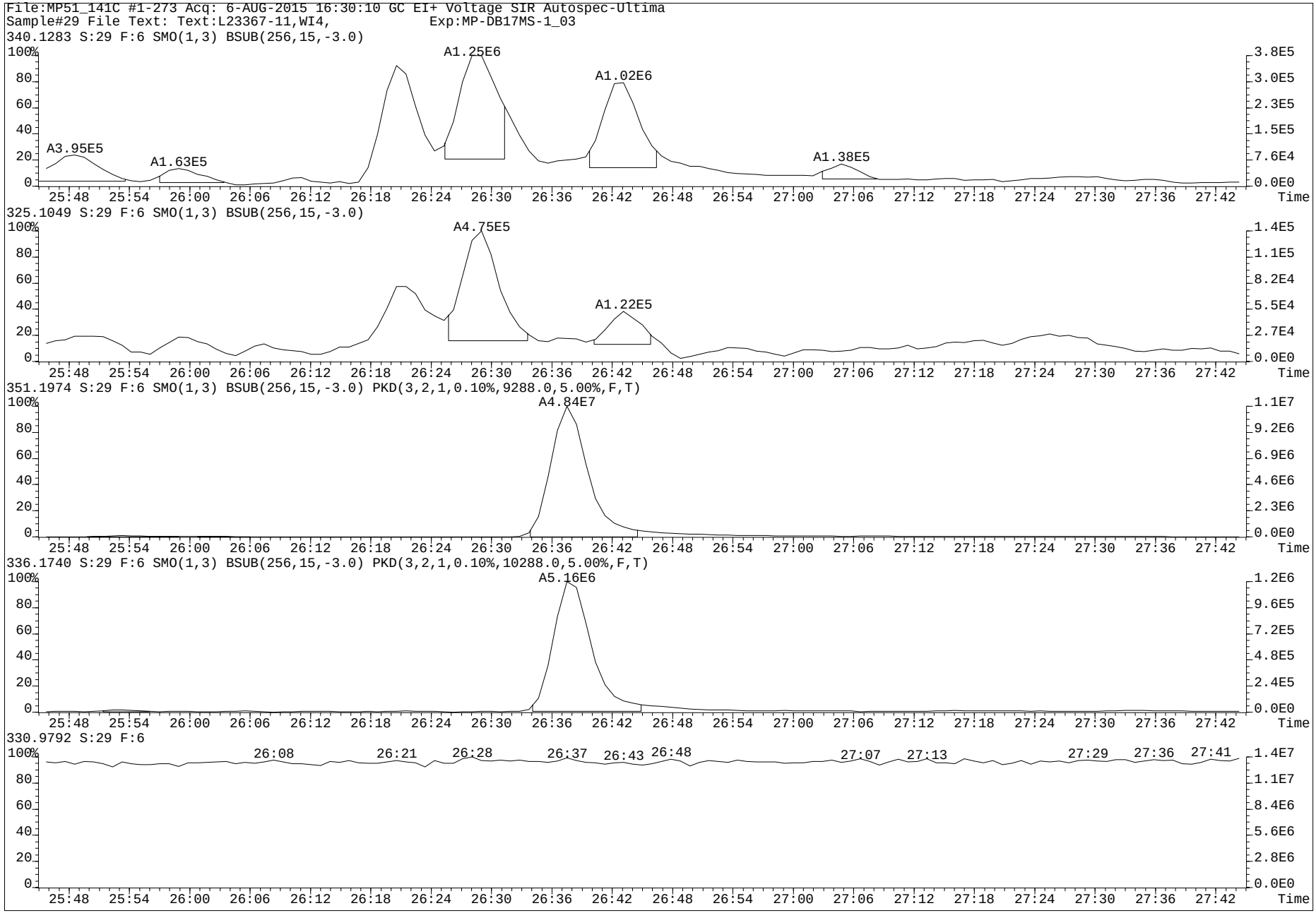
File:MP51_141C #1-273 Acq: 6-AUG-2015 16:30:10 GC EI+ Voltage SIR Autospec-Ultima
Sample#29 File Text: Text:L23367-11,WI4, Exp:MP-DB17MS-1_03
340.1283 S:29 F:6 SMO(1,3) BSUB(256,15,-3.0)
A3.95E5
A1.63E5
A1.25E6
A1.02E6
A1.38E5
325.1049 S:29 F:6 SMO(1,3) BSUB(256,15,-3.0)
A4.75E5
A1.22E5
351.1974 S:29 F:6 SMO(1,3) BSUB(256,15,-3.0) PKD(3,2,1,0.10%,9288.0,5.00%,F,T)
A4.84E7
336.1740 S:29 F:6 SMO(1,3) BSUB(256,15,-3.0) PKD(3,2,1,0.10%,10288.0,5.00%,F,T)
A5.16E6
330.9792 S:29 F:6
26:08
26:21
26:28
26:37
26:43
26:48
27:07
27:13
27:29
27:36
27:41
Time

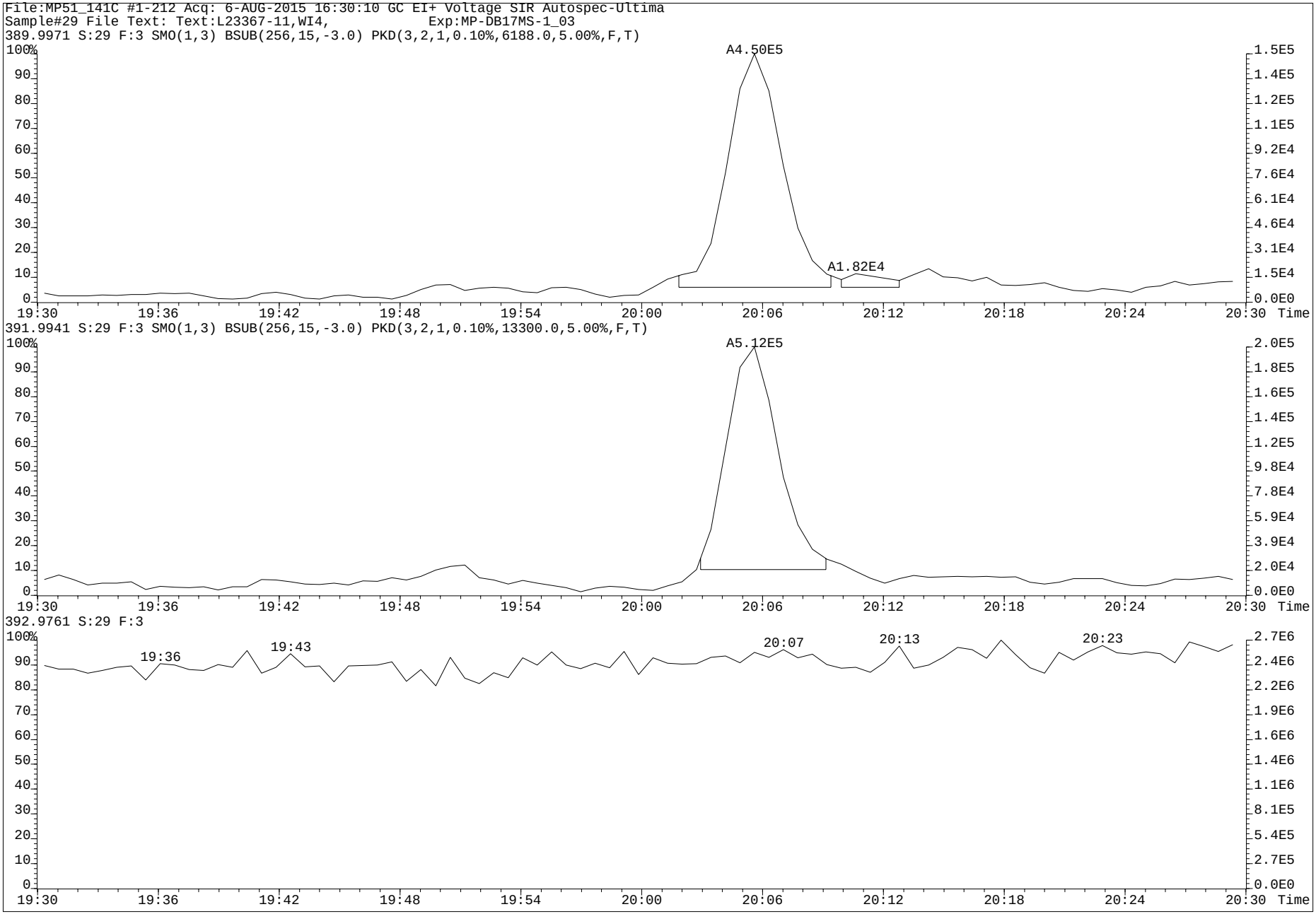
File:MP51_141C #1-212 Acq: 6-AUG-2015 16:30:10 GC EI+ Voltage SIR Autospec-Ultima
Sample#29 File Text: Text:L23367-11,WI4, Exp:MP-DB17MS-1_03
389.9971 S:29 F:3 SMO(1,3) BSUB(256,15,-3.0) PKD(3,2,1,0.10%,6188.0,5.00%,F,T)
A4.50E5
A1.82E4
391.9941 S:29 F:3 SMO(1,3) BSUB(256,15,-3.0) PKD(3,2,1,0.10%,13300.0,5.00%,F,T)
A5.12E5
392.9761 S:29 F:3
19:36
19:43
20:07
20:13
20:23
Time

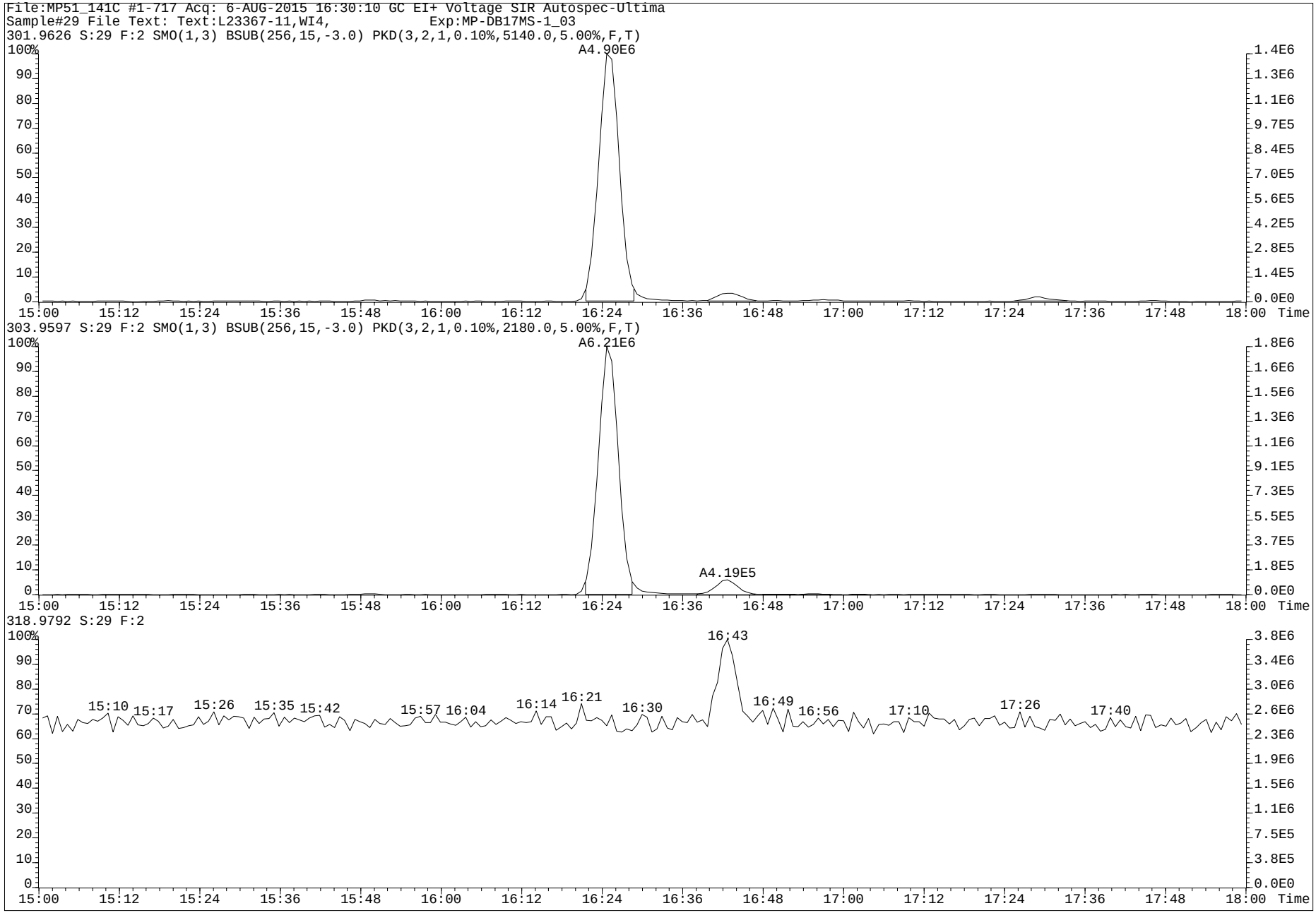
File:MP51_141C #1-717 Acq: 6-AUG-2015 16:30:10 GC EI+ Voltage SIR Autospec-Ultima
Sample#29 File Text: Text:L23367-11,WI4, Exp:MP-DB17MS-1_03
301.9626 S:29 F:2 SMO(1,3) BSUB(256,15,-3.0) PKD(3,2,1,0.10%,5140.0,5.00%,F,T)
A4.90E6
303.9597 S:29 F:2 SMO(1,3) BSUB(256,15,-3.0) PKD(3,2,1,0.10%,2180.0,5.00%,F,T)
A6.21E6
A4.19E5
318.9792 S:29 F:2
16:43
15:10
15:17
15:26
15:35
15:42
15:57
16:04
16:14
16:21
16:30
16:49
16:56
17:10
17:26
17:40
Time

www.axysanalytical.com

Run #12 Filename MP51_140K S: 9 I: 1 Acquired: 5-AUG-15 02:03:13 Processed: 5-AUG-15 18:43:54
Run: mp51_140j-a Analyte: MP-DB17-S12 Cal: mp51_140j-8a Results: MP51_140J-A Version: V3.6 6-JAN-2000 17:51:42
Sample text: L23367-12,WI3, Comments: 4,WG51828,2.0/800uL
sample size: 4.158000 conc units: pg/mL total toxicity: 1362.74 F1: 1.0000 F2: 1.0000

	Typ	Name	#Hom	Resp	RA		RT	Conc	Tox #1	DL	Rec	M?
1	Unk	1-OH-Naphthalene	1	9.14e+06	1.37	n	8:12	1633.617	163	155.2370	-	n
2	Unk	1-OH-Pyrene	1	8.50e+07	5.07	n	20:47	11216.967	1122	269.8297	-	n
3	Unk	3-OH-Chrysene	0	*	*	n	NotFnd	*	*	866.8056	-	n
4	Unk	3-OH-Benz[a]anthracene	0	*	*	n	NotFnd	*	*	675.0352	-	n
5	Unk	7,8-OH-Benzo[a]pyrene-C	0	*	*	n	NotFnd	*	*	*	-	n
6	Unk	7,8-OH-Benzo[a]pyrene-T	0	*	*	n	NotFnd	*	*	*	-	n
7	Unk	7,8-OH-Benzo[a]pyrene-3	0	*	*	n	NotFnd	*	*	*	-	n
8	Unk	9-OH-Benzo[a]pyrene	1	1.34e+06	3.19	n	26:29	240.432	24	40.9591	-	y
9	Unk	3-OH-Benzo[a]pyrene	1	1.92e+06	7.29	n	26:45	536.402	54	81.2401	-	y
10	Unk	7,8-OH-Benzo[a]pyrene-4	0	*	*	n	NotFnd	*	*	*	-	n
11	IS	13C6-1-OH-Naphthalene	1	6.05e+07	1.27	n	8:11	6577.589	-	495.9425	54.7	n
12	IS	13C6-1-OH-Pyrene	1	9.55e+07	4.74	n	20:47	7894.926	-	170.1852	65.7	n
13	IS	13C6-1-OH-BAA	1	1.46e+08	3.32	n	22:30	7881.090	-	99.0386	65.0	n
14	IS	13C6-3-OH-Chrysene	1	1.44e+08	3.02	n	23:03	7639.892	-	97.0516	62.9	n
15	IS	D11-3-OH-Benzo[a]pyrene	1	7.35e+07	10.81	n	26:39	6355.143	-	23.0449	53.1	n
16	IS	13C-CL4-OH-PCB-79	1	1.67e+06	0.79	y	20:06	1303.786	-	161.4876	54.2	n
17	IS	13C-CL4-PCB-79	0	*	*	n	NotFnd	*	-	*	Div0	n
18	RS	13C-CL4-PCB-81	1	1.71e+07	0.79	y	16:26	3.288	-	-	-	n
19	Tot	Fn1 Lock	-	-			-	-	-	-	-	n
20	Tot	Fn2 Lock	-	-			-	-	-	-	-	n
21	Tot	Fn3 Lock	-	-			-	-	-	-	-	n
22	Tot	Fn4 Lock	-	-			-	-	-	-	-	n
23	Tot	Fn4 Lock	-	-			-	-	-	-	-	n
24	Tot	Fn5 Lock	-	-			-	-	-	-	-	n
25	Tot	Fn6 Lock	-	-			-	-	-	-	-	n

xconc. + DL by 1.040

PV AS 8-AUG-2015

SU by MW
12-Aug-2015

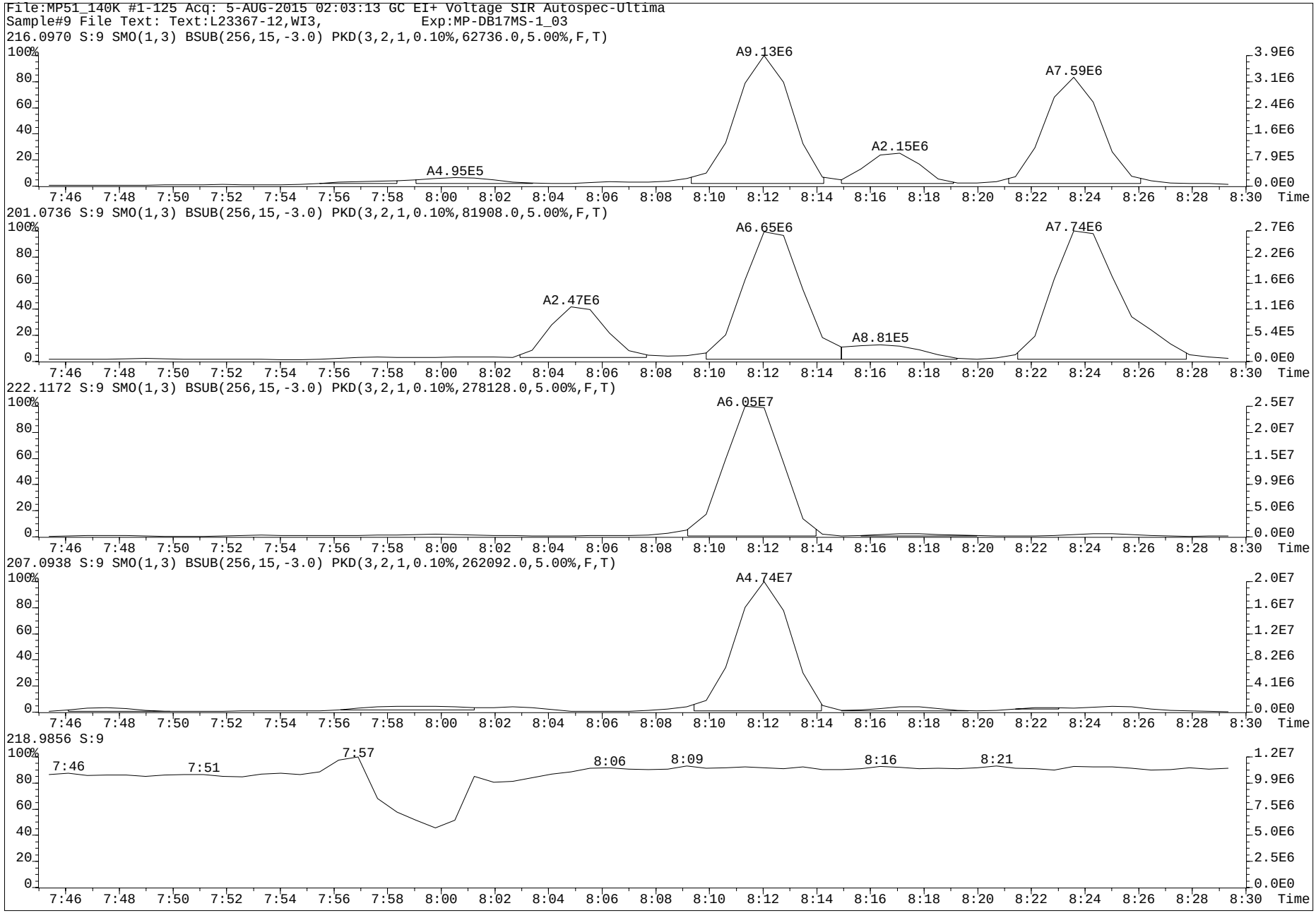
File:MP51_140K #1-125 Acq: 5-AUG-2015 02:03:13 GC EI+ Voltage SIR Autospec-Ultima
Sample#9 File Text: Text:L23367-12,WI3, Exp:MP-DB17MS-1_03
216.0970 S:9 SMO(1,3) BSUB(256,15,-3.0) PKD(3,2,1,0.10%,62736.0,5.00%,F,T)
A4.95E5
A9.13E6
A2.15E6
A7.59E6
201.0736 S:9 SMO(1,3) BSUB(256,15,-3.0) PKD(3,2,1,0.10%,81908.0,5.00%,F,T)
A2.47E6
A6.65E6
A8.81E5
A7.74E6
222.1172 S:9 SMO(1,3) BSUB(256,15,-3.0) PKD(3,2,1,0.10%,278128.0,5.00%,F,T)
A6.05E7
207.0938 S:9 SMO(1,3) BSUB(256,15,-3.0) PKD(3,2,1,0.10%,262092.0,5.00%,F,T)
A4.74E7
218.9856 S:9
7:46
7:51
7:57
8:06
8:09
8:16
8:21
Time

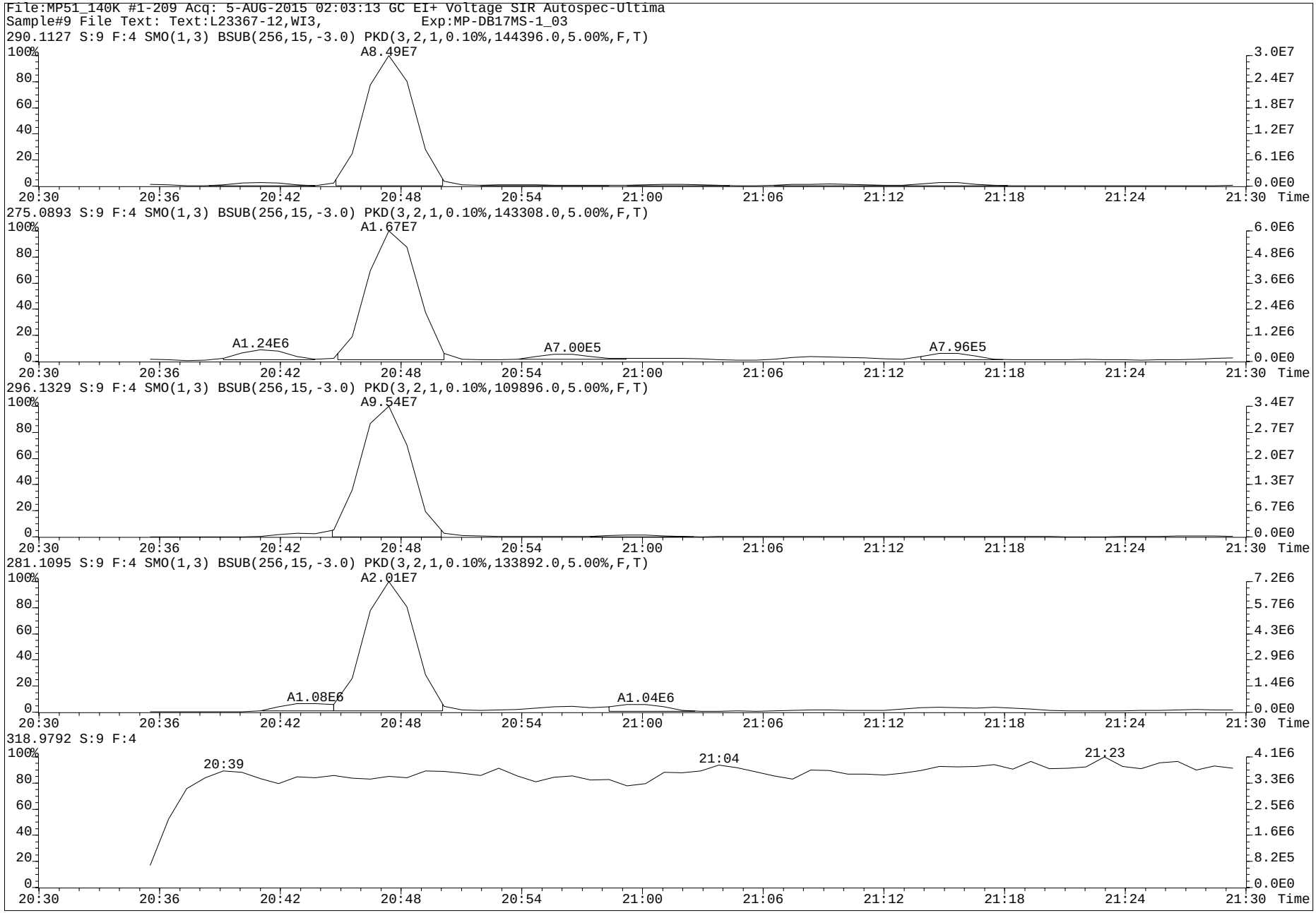
File:MP51_140K #1-209 Acq: 5-AUG-2015 02:03:13 GC EI+ Voltage SIR Autospec-Ultima
Sample#9 File Text: Text:L23367-12,WI3, Exp:MP-DB17MS-1_03
290.1127 S:9 F:4 SMO(1,3) BSUB(256,15,-3.0) PKD(3,2,1,0.10%,144396.0,5.00%,F,T)
A8.49E7
275.0893 S:9 F:4 SMO(1,3) BSUB(256,15,-3.0) PKD(3,2,1,0.10%,143308.0,5.00%,F,T)
A1.67E7
A1.24E6
A7.00E5
A7.96E5
296.1329 S:9 F:4 SMO(1,3) BSUB(256,15,-3.0) PKD(3,2,1,0.10%,109896.0,5.00%,F,T)
A9.54E7
281.1095 S:9 F:4 SMO(1,3) BSUB(256,15,-3.0) PKD(3,2,1,0.10%,133892.0,5.00%,F,T)
A2.01E7
A1.08E6
A1.04E6
318.9792 S:9 F:4
20:39
21:04
21:23
Time

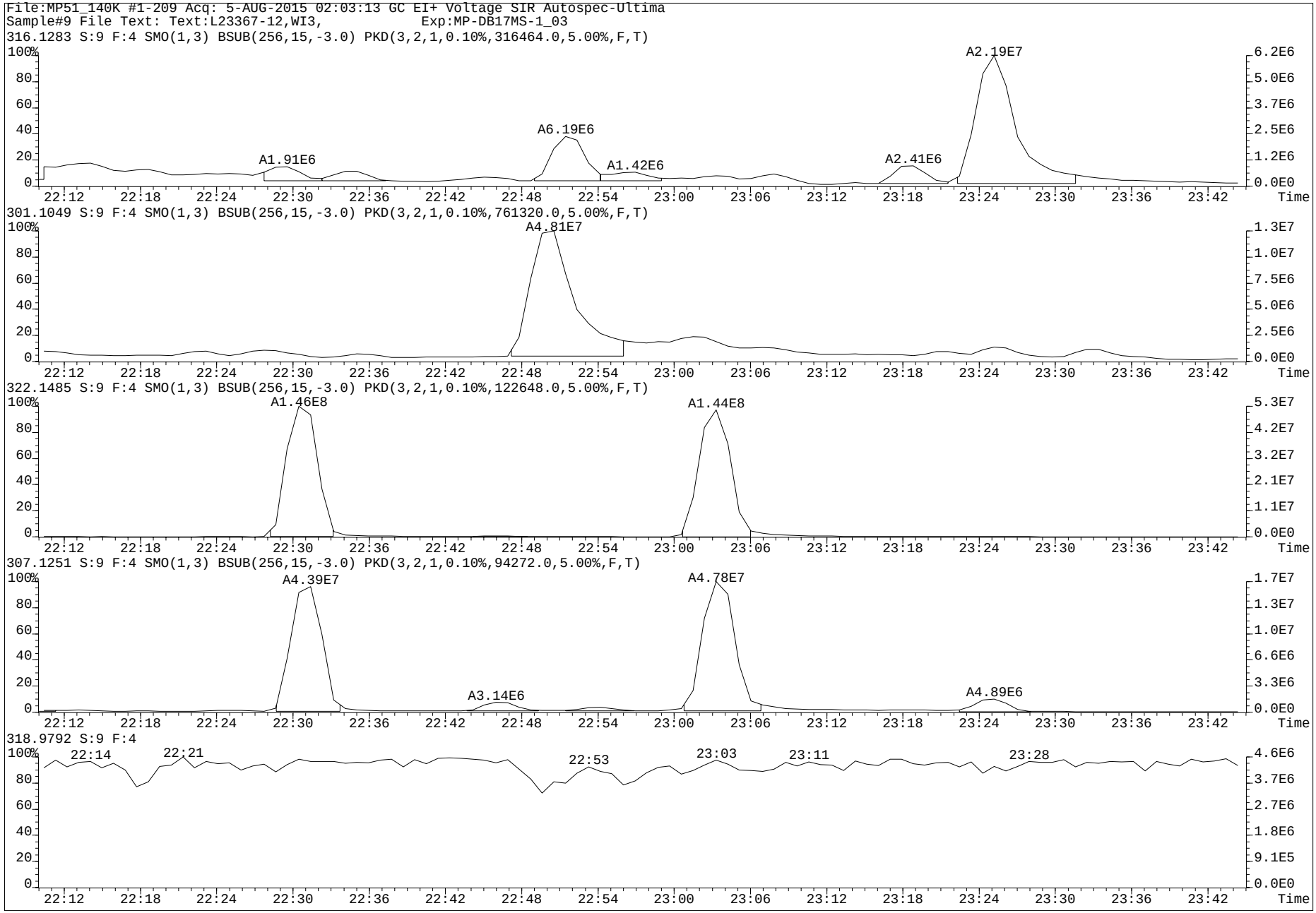
File:MP51_140K #1-209 Acq: 5-AUG-2015 02:03:13 GC EI+ Voltage SIR Autospec-Ultima
Sample#9 File Text: Text:L23367-12,WI3, Exp:MP-DB17MS-1_03
316.1283 S:9 F:4 SMO(1,3) BSUB(256,15,-3.0) PKD(3,2,1,0.10%,316464.0,5.00%,F,T)
A1.91E6
A6.19E6
A1.42E6
A2.41E6
A2.19E7
301.1049 S:9 F:4 SMO(1,3) BSUB(256,15,-3.0) PKD(3,2,1,0.10%,761320.0,5.00%,F,T)
A4.81E7
322.1485 S:9 F:4 SMO(1,3) BSUB(256,15,-3.0) PKD(3,2,1,0.10%,122648.0,5.00%,F,T)
A1.46E8
A1.44E8
307.1251 S:9 F:4 SMO(1,3) BSUB(256,15,-3.0) PKD(3,2,1,0.10%,94272.0,5.00%,F,T)
A4.39E7
A3.14E6
A4.78E7
A4.89E6
318.9792 S:9 F:4
22:14
22:21
22:53
23:03
23:11
23:28
Time

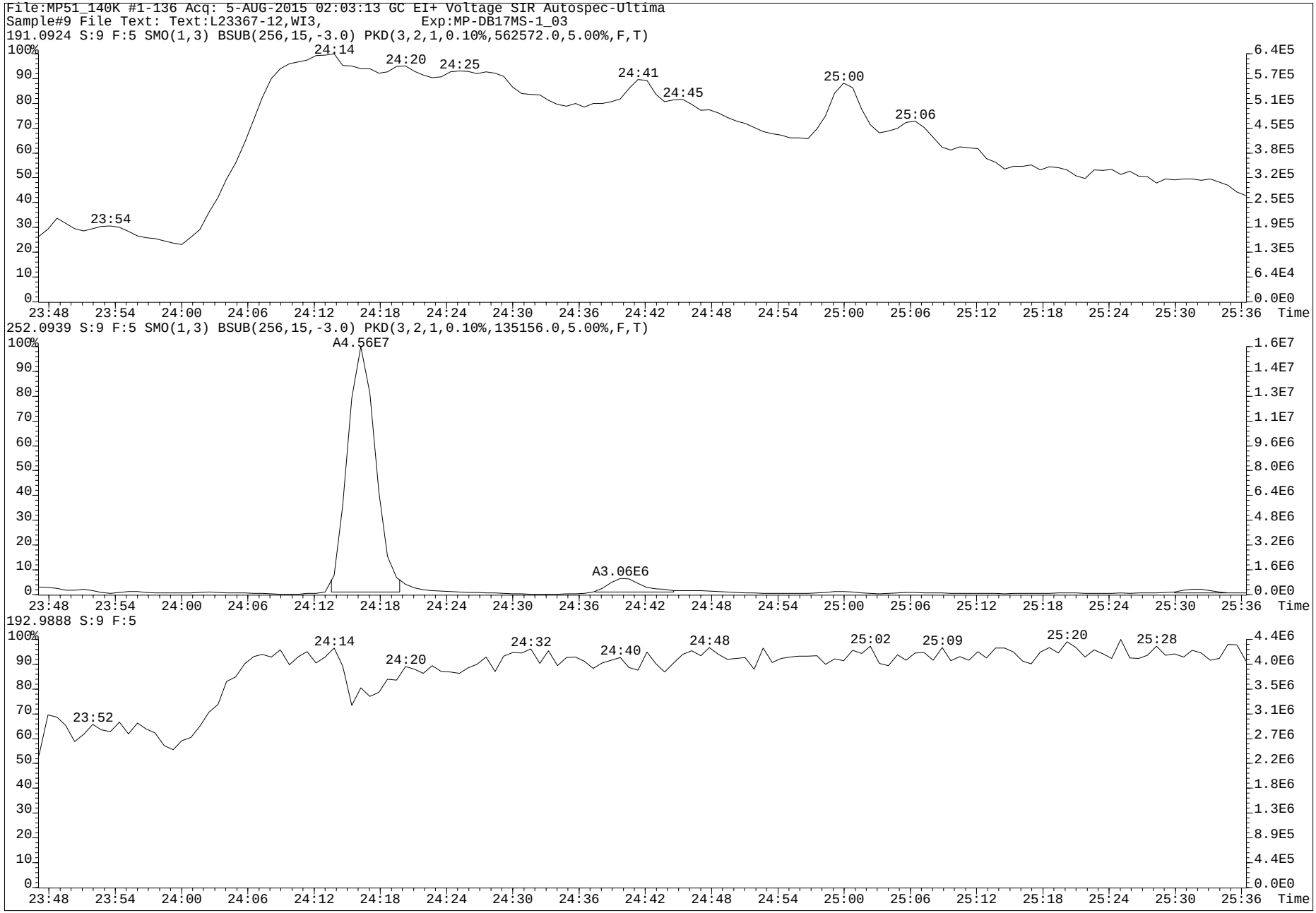
File:MP51_140K #1-136 Acq: 5-AUG-2015 02:03:13 GC EI+ Voltage SIR Autospec-Ultima
Sample#9 File Text: Text:L23367-12,WI3, Exp:MP-DB17MS-1_03
191.0924 S:9 F:5 SMO(1,3) BSUB(256,15,-3.0) PKD(3,2,1,0.10%,562572.0,5.00%,F,T)
23:54
24:14
24:20
24:25
24:41
24:45
25:00
25:06
252.0939 S:9 F:5 SMO(1,3) BSUB(256,15,-3.0) PKD(3,2,1,0.10%,135156.0,5.00%,F,T)
A4.56E7
A3.06E6
192.9888 S:9 F:5
23:52
24:14
24:20
24:32
24:40
24:48
25:02
25:09
25:20
25:28
Time

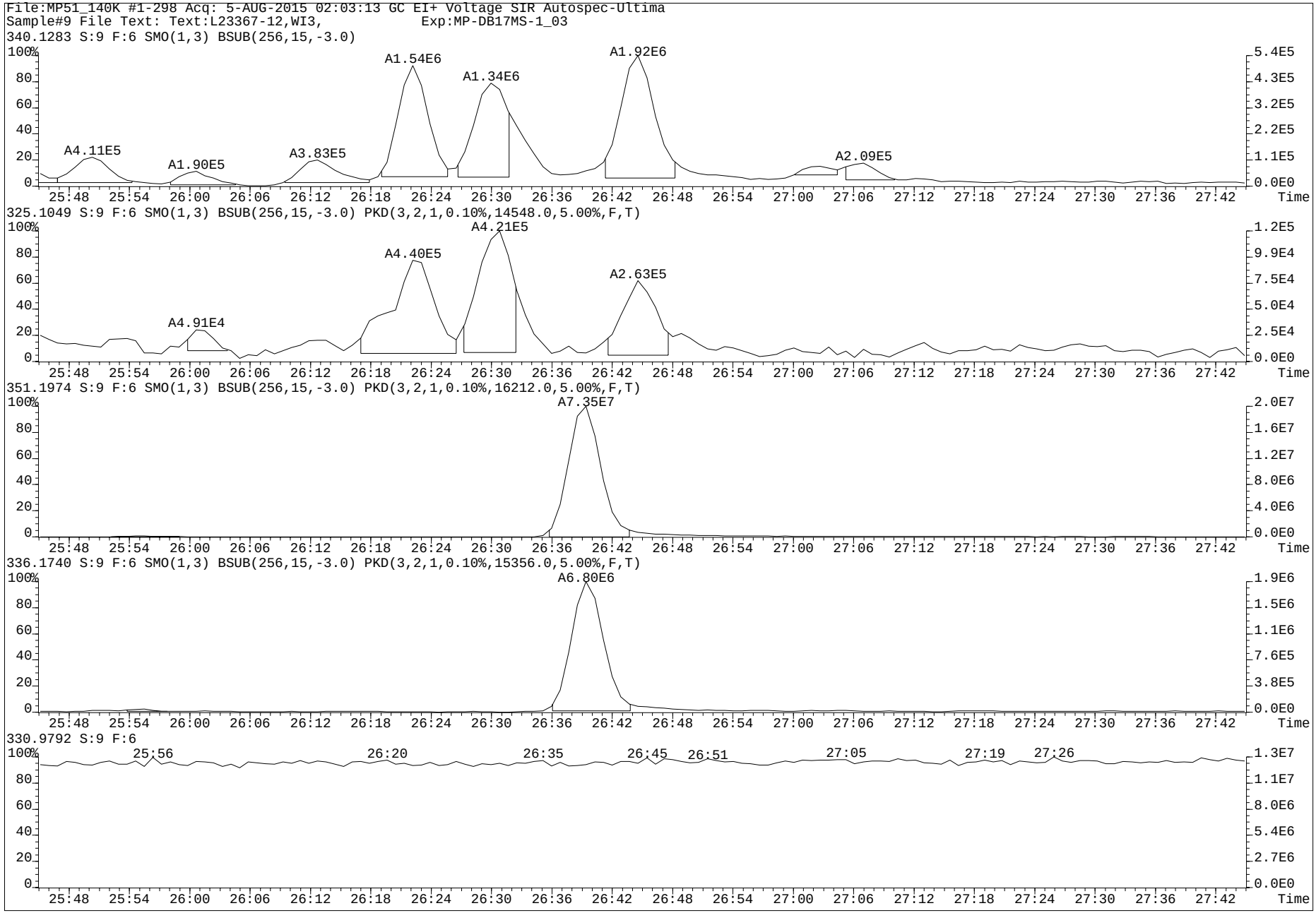
File:MP51_140K #1-298 Acq: 5-AUG-2015 02:03:13 GC EI+ Voltage SIR Autospec-Ultima
Sample#9 File Text: Text:L23367-12,WI3, Exp:MP-DB17MS-1_03
340.1283 S:9 F:6 SMO(1,3) BSUB(256,15,-3.0)
A4.11E5
A1.90E5
A3.83E5
A1.54E6
A1.34E6
A1.92E6
A2.09E5
325.1049 S:9 F:6 SMO(1,3) BSUB(256,15,-3.0) PKD(3,2,1,0.10%,14548.0,5.00%,F,T)
A4.91E4
A4.40E5
A4.21E5
A2.63E5
351.1974 S:9 F:6 SMO(1,3) BSUB(256,15,-3.0) PKD(3,2,1,0.10%,16212.0,5.00%,F,T)
A7.35E7
336.1740 S:9 F:6 SMO(1,3) BSUB(256,15,-3.0) PKD(3,2,1,0.10%,15356.0,5.00%,F,T)
A6.80E6
330.9792 S:9 F:6
25:56
26:20
26:35
26:45
26:51
27:05
27:19
27:26
Time

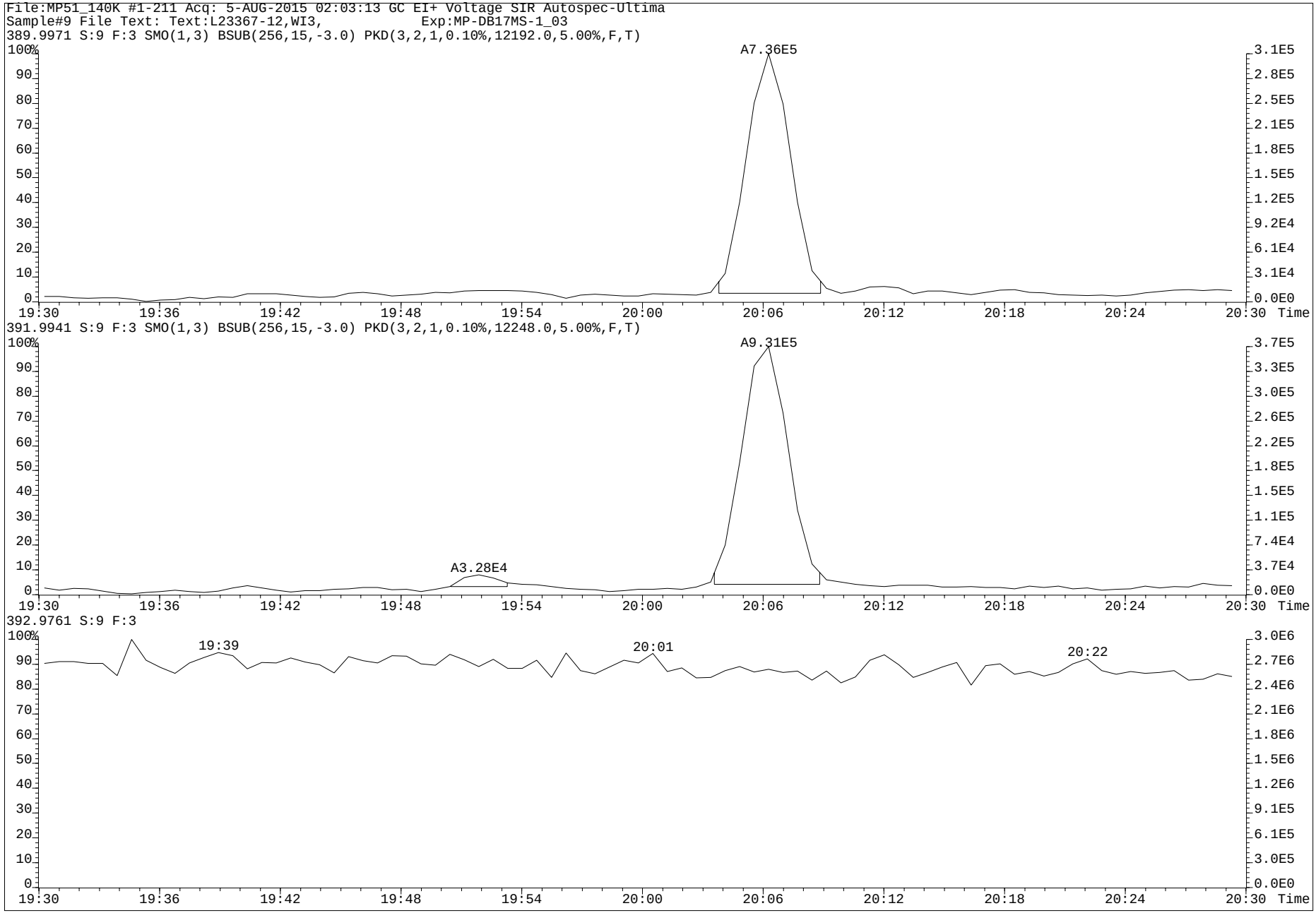
File:MP51_140K #1-211 Acq: 5-AUG-2015 02:03:13 GC EI+ Voltage SIR Autospec-Ultima
Sample#9 File Text: Text:L23367-12,WI3, Exp:MP-DB17MS-1_03
389.9971 S:9 F:3 SMO(1,3) BSUB(256,15,-3.0) PKD(3,2,1,0.10%,12192.0,5.00%,F,T)
A7.36E5
391.9941 S:9 F:3 SMO(1,3) BSUB(256,15,-3.0) PKD(3,2,1,0.10%,12248.0,5.00%,F,T)
A9.31E5
A3.28E4
392.9761 S:9 F:3
19:39
20:01
20:22
Time

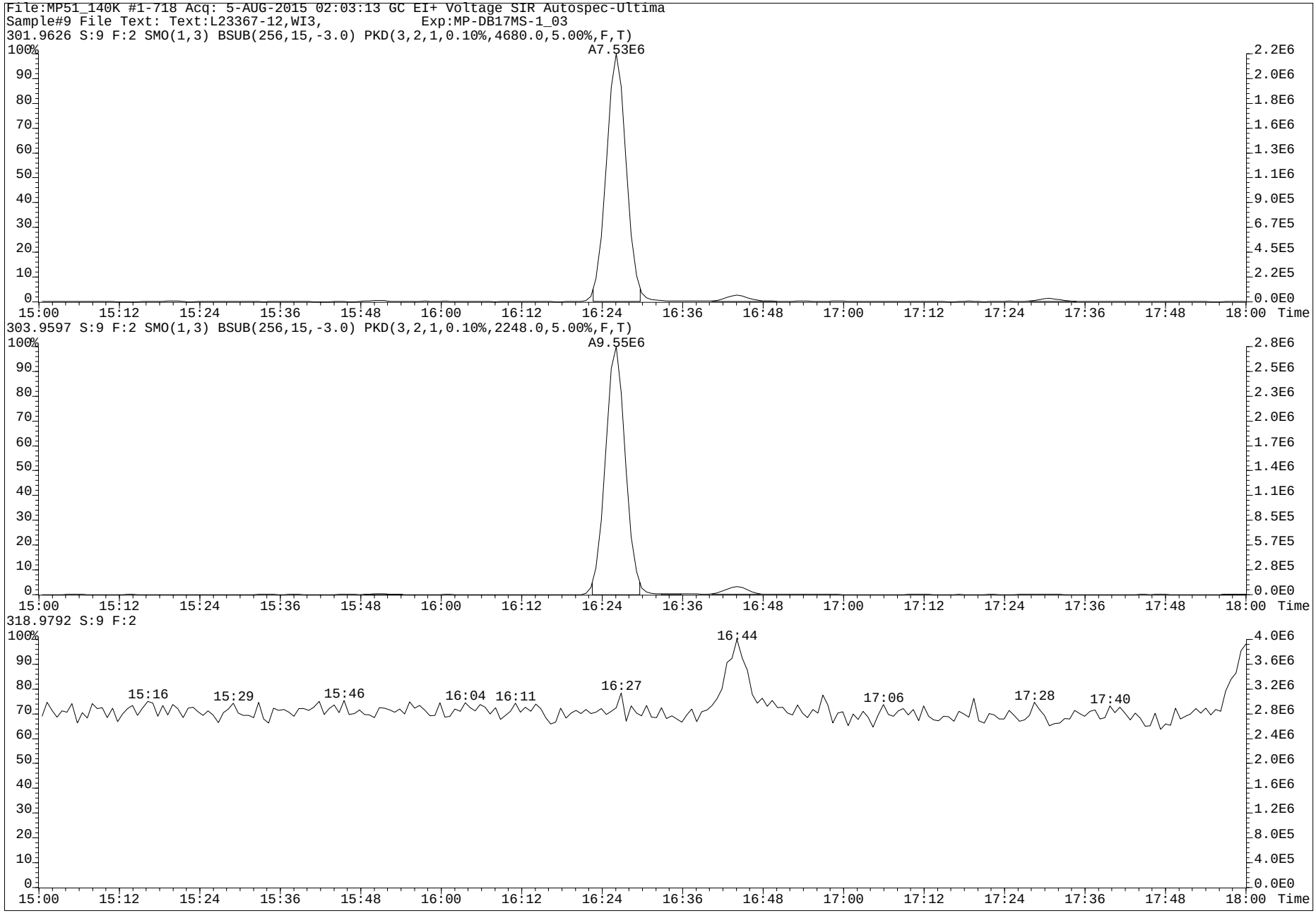
File:MP51_140K #1-718 Acq: 5-AUG-2015 02:03:13 GC EI+ Voltage SIR Autospec-Ultima
Sample#9 File Text: Text:L23367-12,WI3, Exp:MP-DB17MS-1_03
301.9626 S:9 F:2 SMO(1,3) BSUB(256,15,-3.0) PKD(3,2,1,0.10%,4680.0,5.00%,F,T)
A7.53E6
303.9597 S:9 F:2 SMO(1,3) BSUB(256,15,-3.0) PKD(3,2,1,0.10%,2248.0,5.00%,F,T)
A9.55E6
318.9792 S:9 F:2
15:16
15:29
15:46
16:04
16:11
16:27
16:44
17:06
17:28
17:40
Time

www.axysanalytical.com

Run #14 Filename MP51_142D S: 6 I: 1 Acquired: 7-AUG-15 23:45:41 Processed: 8-AUG-15 09:54:34
Run: mp51_142d-a Analyte: mp-db17-s12 Cal: mp51_140j-8a Results: mp51_142d-a Version: V3.6 6-JAN-2000 17:51:42
Sample text: L23367-13,NL, Comments: 10,WG51828,2.0/200uL
sample size: 4.147000 conc units: pg/mL total toxicity: 479.20 F1: 1.0000 F2: 1.0000

	Typ	Name	#Hom	Resp	RA		RT	Conc	Tox #1	DL	Rec	M?
1	Unk	1-OH-Naphthalene	1	3.77e+06	1.34	n	8:09	1574.132	157	391.9958	-	n
2	Unk	1-OH-Pyrene	1	4.01e+06	4.24	n	20:47	2367.869	237	241.9550	-	n
3	Unk	3-OH-Chrysene	0	*	*	n	NotFnd	*	*	1141.6477	-	n
4	Unk	3-OH-Benz[a]anthracene	1	3.31e+05	0.13	n	23:19	141.425	71	808.3549	-	n
5	Unk	7,8-OH-Benzo[a]pyrene-C	0	*	*	n	NotFnd	*	*	*	-	n
6	Unk	7,8-OH-Benzo[a]pyrene-T	0	*	*	n	NotFnd	*	*	*	-	n
7	Unk	7,8-OH-Benzo[a]pyrene-3	0	*	*	n	NotFnd	*	*	*	-	n
8	Unk	9-OH-Benzo[a]pyrene	0	*	*	n	NotFnd	*	*	85.2016	-	n
9	Unk	3-OH-Benzo[a]pyrene	1	5.33e+04	2.18	n	26:43	142.828	14	331.4146	-	y
10	Unk	7,8-OH-Benzo[a]pyrene-4	0	*	*	n	NotFnd	*	*	*	-	n
11	IS	13C6-1-OH-Naphthalene	1	2.60e+07	0.92	n	8:08	8670.450	-	880.5141	71.9	n
12	IS	13C6-1-OH-Pyrene	1	2.14e+07	4.39	n	20:47	5430.744	-	153.6393	45.0	n
13	IS	13C6-1-OH-BAA	1	3.10e+07	3.17	n	22:30	5140.092	-	111.0618	42.3	n
14	IS	13C6-3-OH-Chrysene	1	2.85e+07	2.87	n	23:03	4634.531	-	108.8336	38.1	n
15	IS	D11-3-OH-Benzo[a]pyrene	1	7.68e+06	9.02	n	26:38	2034.642	-	27.5982	17.0	n
16	IS	13C-CL4-OH-PCB-79	1	9.17e+05	0.71	y	20:06	2200.132	-	453.7953	91.2	n
17	IS	13C-CL4-PCB-79	0	*	*	n	NotFnd	*	-	*	Div0	n
18	RS	13C-CL4-PCB-81	1	5.58e+06	0.77	y	16:25	1.078	-	-	-	n
19	Tot	Fn1 Lock	-	-			-	-	-	-	-	n
20	Tot	Fn2 Lock	-	-			-	-	-	-	-	n
21	Tot	Fn3 Lock	-	-			-	-	-	-	-	n
22	Tot	Fn4 Lock	-	-			-	-	-	-	-	n
23	Tot	Fn4 Lock	-	-			-	-	-	-	-	n
24	Tot	Fn5 Lock	-	-			-	-	-	-	-	n
25	Tot	Fn6 Lock	-	-			-	-	-	-	-	n

PV AS 8-AUG-2015

SV hy mw
12-Aug-2015

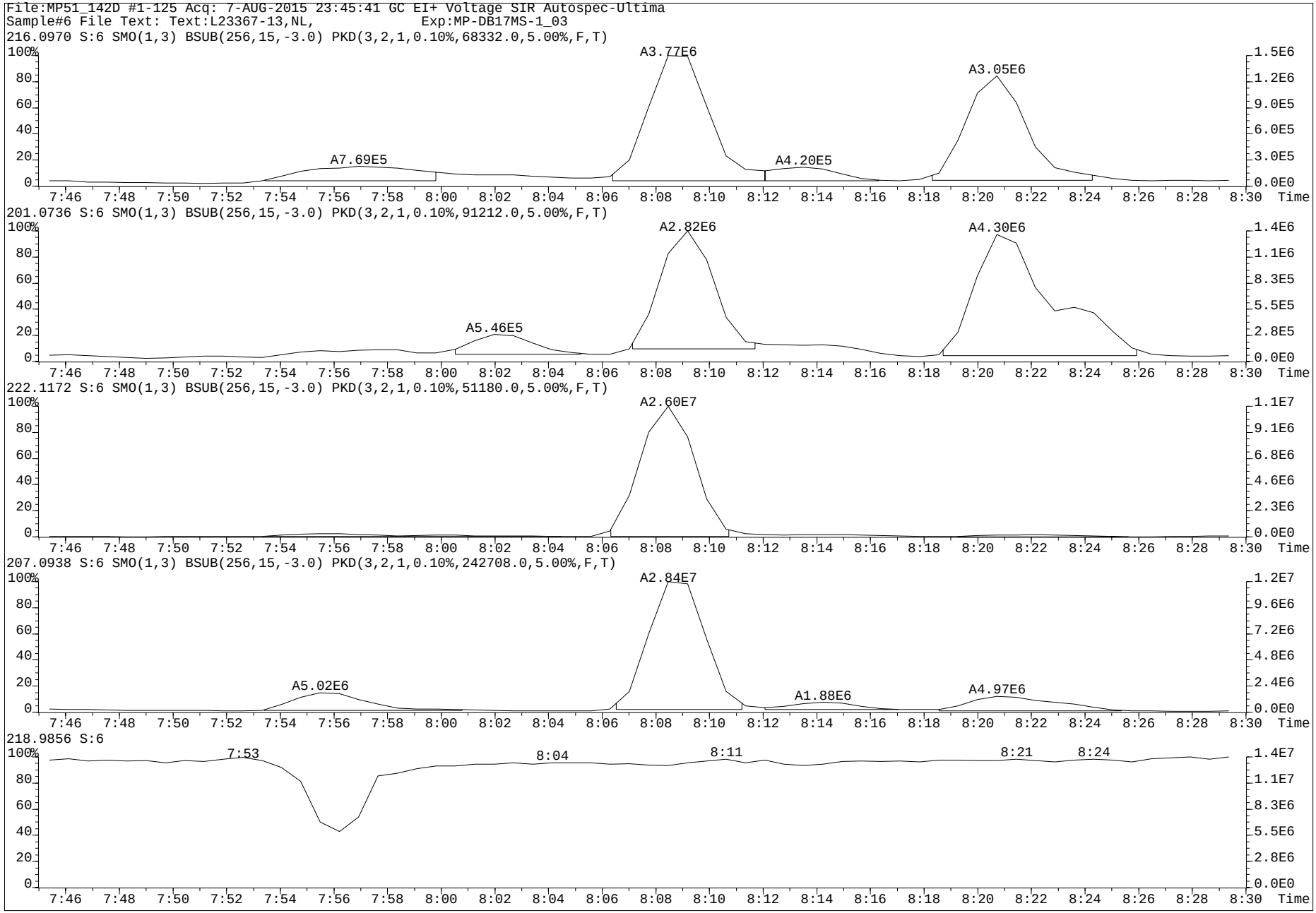
File:MP51_142D #1-125 Acq: 7-AUG-2015 23:45:41 GC EI+ Voltage SIR Autospec-Ultima
Sample#6 File Text: Text:L23367-13,NL, Exp:MP-DB17MS-1_03
216.0970 S:6 SMO(1,3) BSUB(256,15,-3.0) PKD(3,2,1,0.10%,68332.0,5.00%,F,T)
A3.77E6
A3.05E6
A7.69E5
A4.20E5
201.0736 S:6 SMO(1,3) BSUB(256,15,-3.0) PKD(3,2,1,0.10%,91212.0,5.00%,F,T)
A2.82E6
A4.30E6
A5.46E5
222.1172 S:6 SMO(1,3) BSUB(256,15,-3.0) PKD(3,2,1,0.10%,51180.0,5.00%,F,T)
A2.60E7
207.0938 S:6 SMO(1,3) BSUB(256,15,-3.0) PKD(3,2,1,0.10%,242708.0,5.00%,F,T)
A2.84E7
A5.02E6
A1.88E6
A4.97E6
218.9856 S:6
7:53
8:04
8:11
8:21
8:24
Time

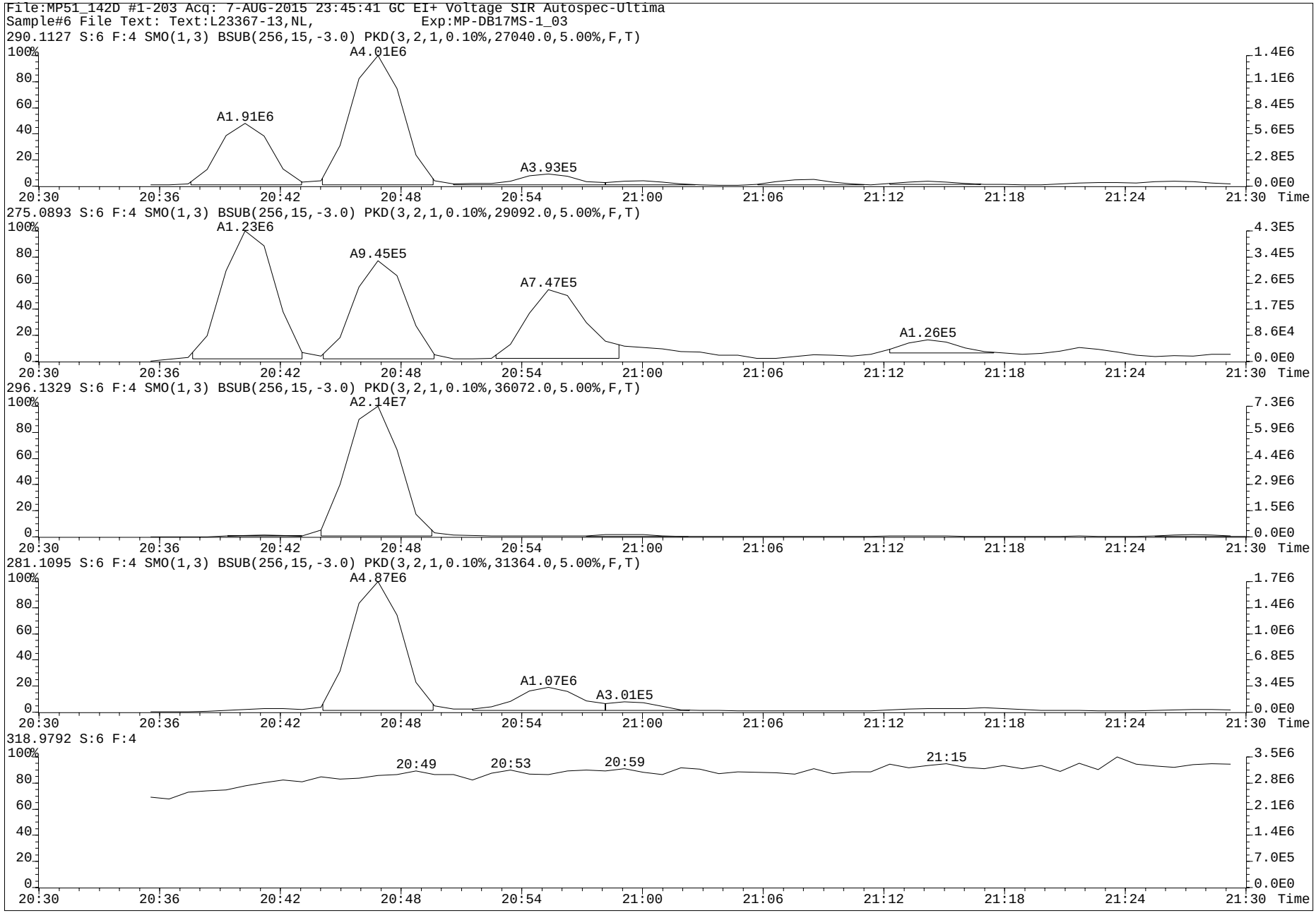
File:MP51_142D #1-203 Acq: 7-AUG-2015 23:45:41 GC EI+ Voltage SIR Autospec-Ultima
Sample#6 File Text: Text:L23367-13,NL, Exp:MP-DB17MS-1_03
290.1127 S:6 F:4 SMO(1,3) BSUB(256,15,-3.0) PKD(3,2,1,0.10%,27040.0,5.00%,F,T)
A4.01E6
A1.91E6
A3.93E5
275.0893 S:6 F:4 SMO(1,3) BSUB(256,15,-3.0) PKD(3,2,1,0.10%,29092.0,5.00%,F,T)
A1.23E6
A9.45E5
A7.47E5
A1.26E5
296.1329 S:6 F:4 SMO(1,3) BSUB(256,15,-3.0) PKD(3,2,1,0.10%,36072.0,5.00%,F,T)
A2.14E7
281.1095 S:6 F:4 SMO(1,3) BSUB(256,15,-3.0) PKD(3,2,1,0.10%,31364.0,5.00%,F,T)
A4.87E6
A1.07E6
A3.01E5
318.9792 S:6 F:4
20:49
20:53
20:59
21:15
100%
80
60
40
20
0
20:30
20:36
20:42
20:48
20:54
21:00
21:06
21:12
21:18
21:24
21:30 Time
1.4E6
1.1E6
8.4E5
5.6E5
2.8E5
0.0E0
4.3E5
3.4E5
2.6E5
1.7E5
8.6E4
7.3E6
5.9E6
4.4E6
2.9E6
1.5E6
1.7E6
1.4E6
1.0E6
6.8E5
3.4E5
3.5E6
2.8E6
2.1E6
1.4E6
7.0E5

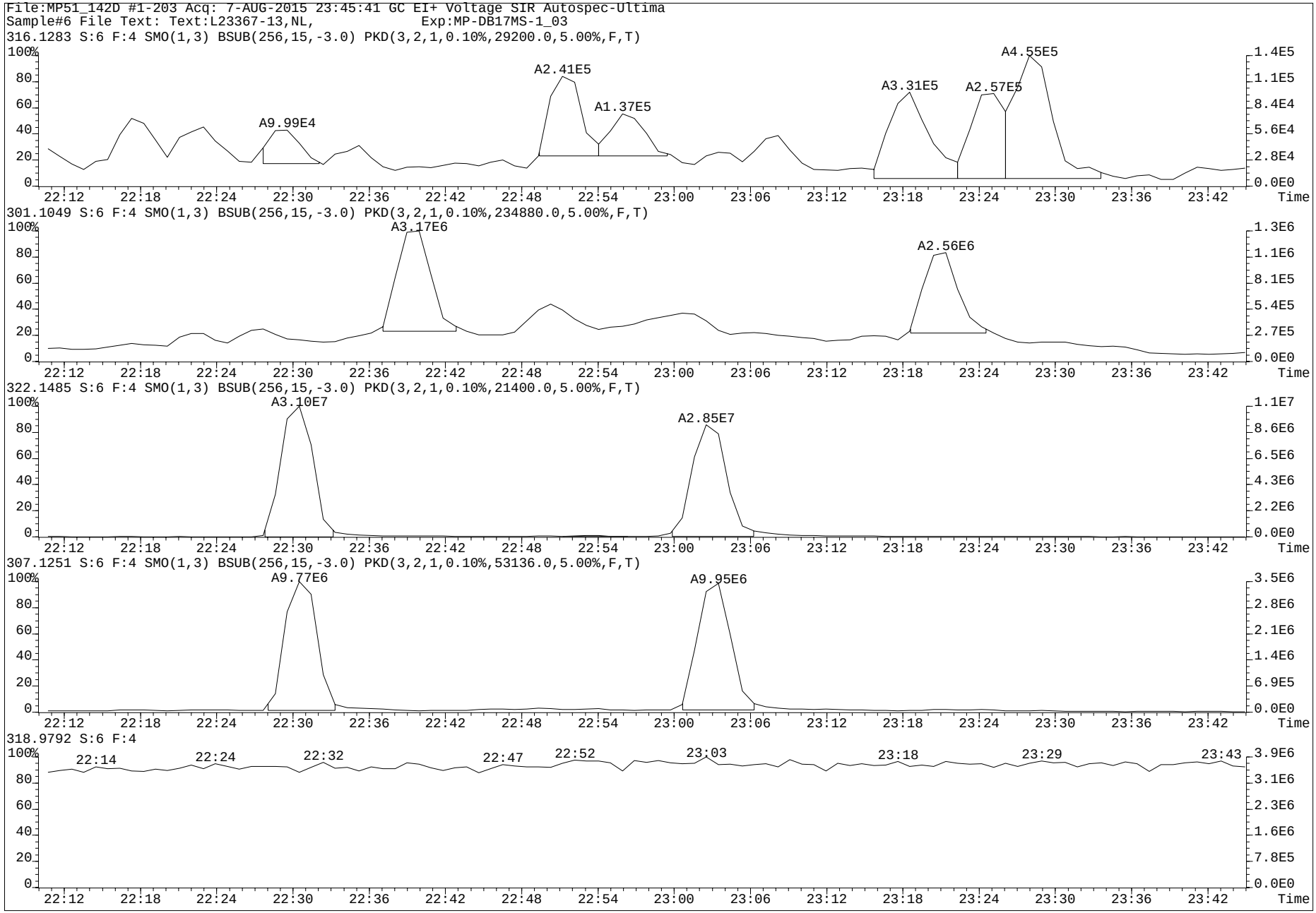
File:MP51_142D #1-203 Acq: 7-AUG-2015 23:45:41 GC EI+ Voltage SIR Autospec-Ultima
Sample#6 File Text: Text:L23367-13,NL, Exp:MP-DB17MS-1_03
316.1283 S:6 F:4 SMO(1,3) BSUB(256,15,-3.0) PKD(3,2,1,0.10%,29200.0,5.00%,F,T)
A9.99E4
A2.41E5
A1.37E5
A3.31E5
A2.57E5
A4.55E5
301.1049 S:6 F:4 SMO(1,3) BSUB(256,15,-3.0) PKD(3,2,1,0.10%,234880.0,5.00%,F,T)
A3.17E6
A2.56E6
322.1485 S:6 F:4 SMO(1,3) BSUB(256,15,-3.0) PKD(3,2,1,0.10%,21400.0,5.00%,F,T)
A3.10E7
A2.85E7
307.1251 S:6 F:4 SMO(1,3) BSUB(256,15,-3.0) PKD(3,2,1,0.10%,53136.0,5.00%,F,T)
A9.77E6
A9.95E6
318.9792 S:6 F:4
22:14
22:24
22:32
22:47
22:52
23:03
23:18
23:29
23:43
Time

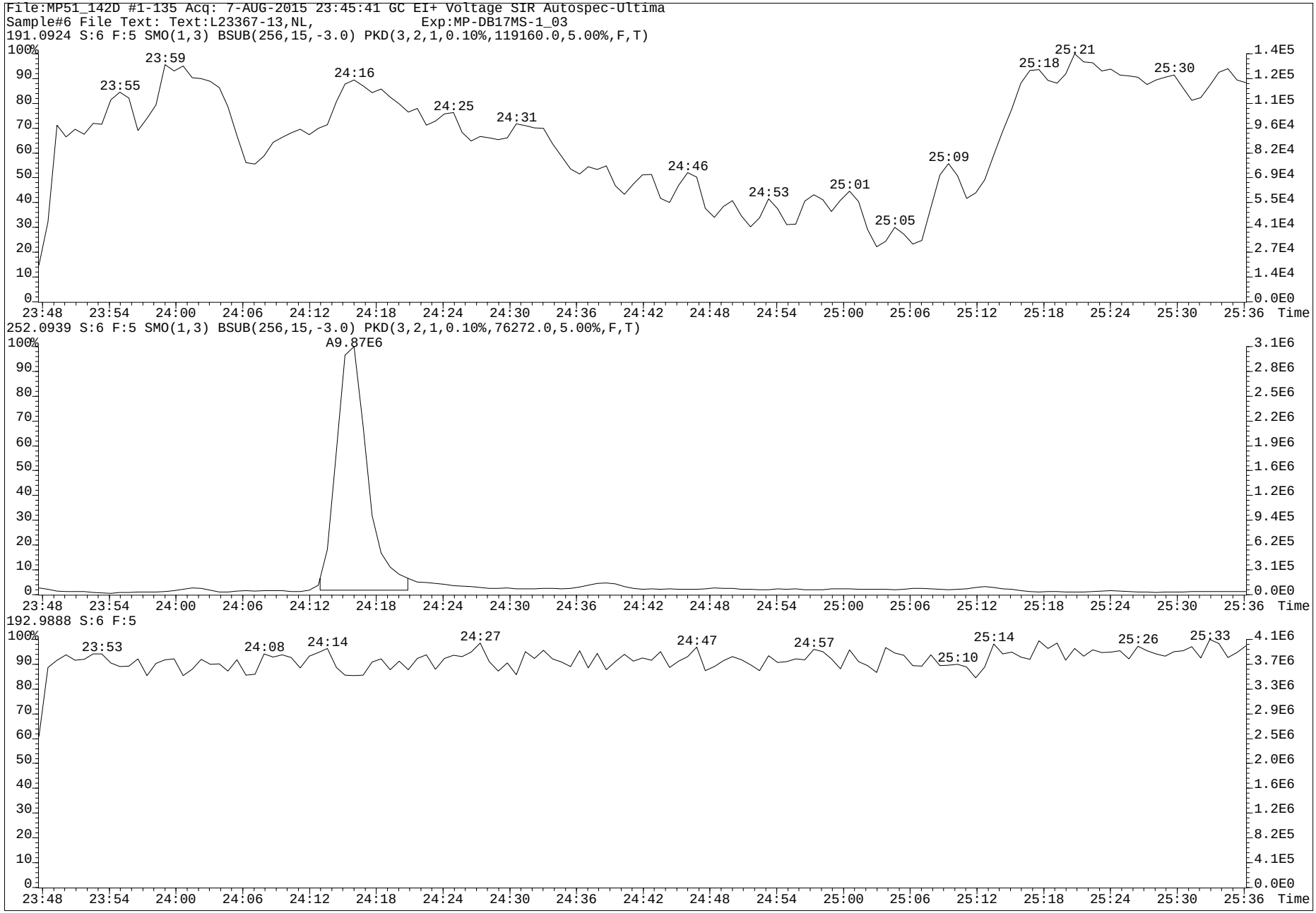
File:MP51_142D #1-135 Acq: 7-AUG-2015 23:45:41 GC EI+ Voltage SIR Autospec-Ultima
Sample#6 File Text: Text:L23367-13,NL, Exp:MP-DB17MS-1_03
191.0924 S:6 F:5 SMO(1,3) BSUB(256,15,-3.0) PKD(3,2,1,0.10%,119160.0,5.00%,F,T)
23:55
23:59
24:16
24:25
24:31
24:46
24:53
25:01
25:05
25:09
25:18
25:21
25:30
252.0939 S:6 F:5 SMO(1,3) BSUB(256,15,-3.0) PKD(3,2,1,0.10%,76272.0,5.00%,F,T)
A9.87E6
192.9888 S:6 F:5
23:53
24:08
24:14
24:27
24:47
24:57
25:10
25:14
25:26
25:33
Time

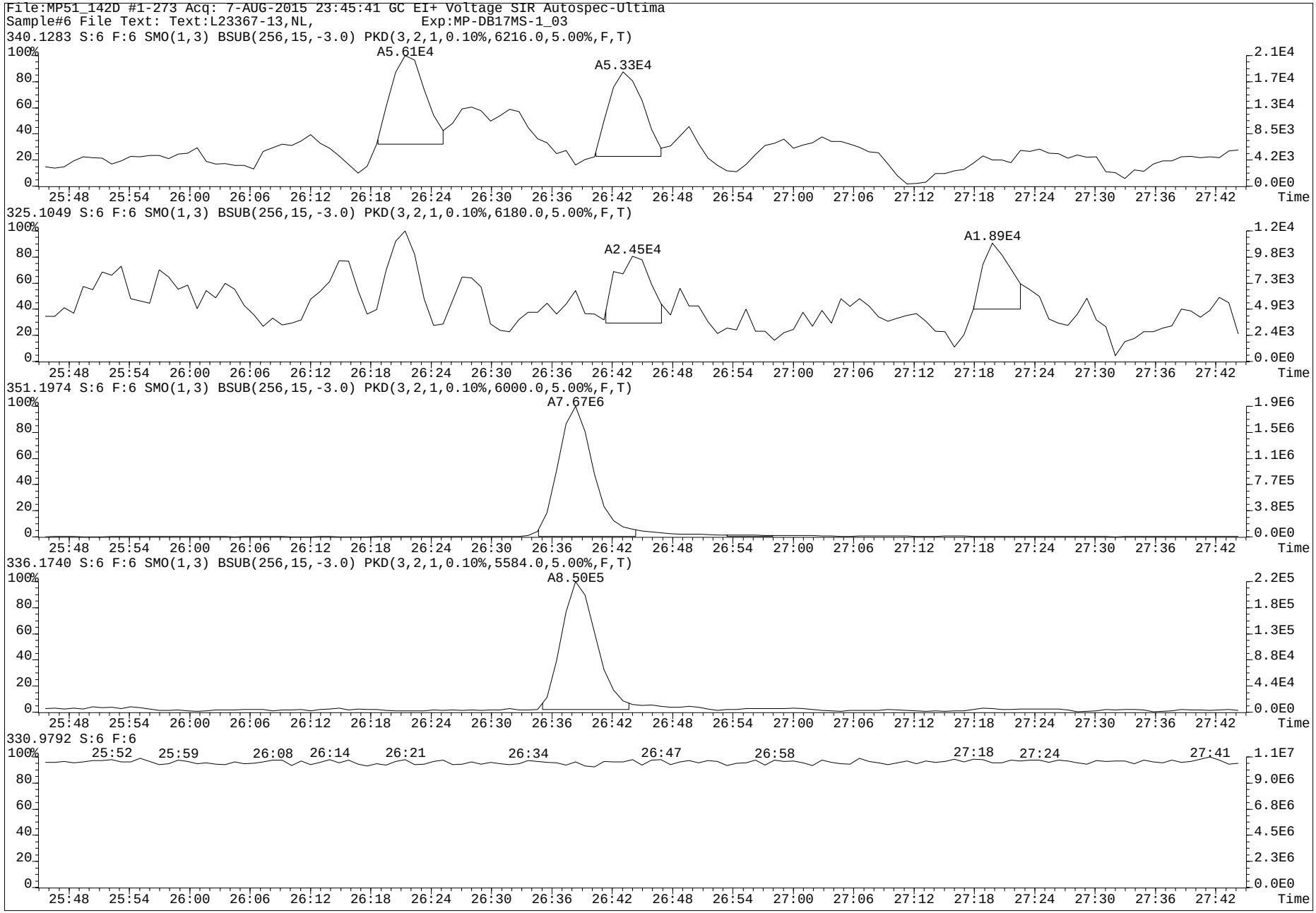
File:MP51_142D #1-273 Acq: 7-AUG-2015 23:45:41 GC EI+ Voltage SIR Autospec-Ultima
Sample#6 File Text: Text:L23367-13,NL, Exp:MP-DB17MS-1_03
340.1283 S:6 F:6 SMO(1,3) BSUB(256,15,-3.0) PKD(3,2,1,0.10%,6216.0,5.00%,F,T)
A5.61E4
A5.33E4
325.1049 S:6 F:6 SMO(1,3) BSUB(256,15,-3.0) PKD(3,2,1,0.10%,6180.0,5.00%,F,T)
A2.45E4
A1.89E4
351.1974 S:6 F:6 SMO(1,3) BSUB(256,15,-3.0) PKD(3,2,1,0.10%,6000.0,5.00%,F,T)
A7.67E6
336.1740 S:6 F:6 SMO(1,3) BSUB(256,15,-3.0) PKD(3,2,1,0.10%,5584.0,5.00%,F,T)
A8.50E5
330.9792 S:6 F:6
Time

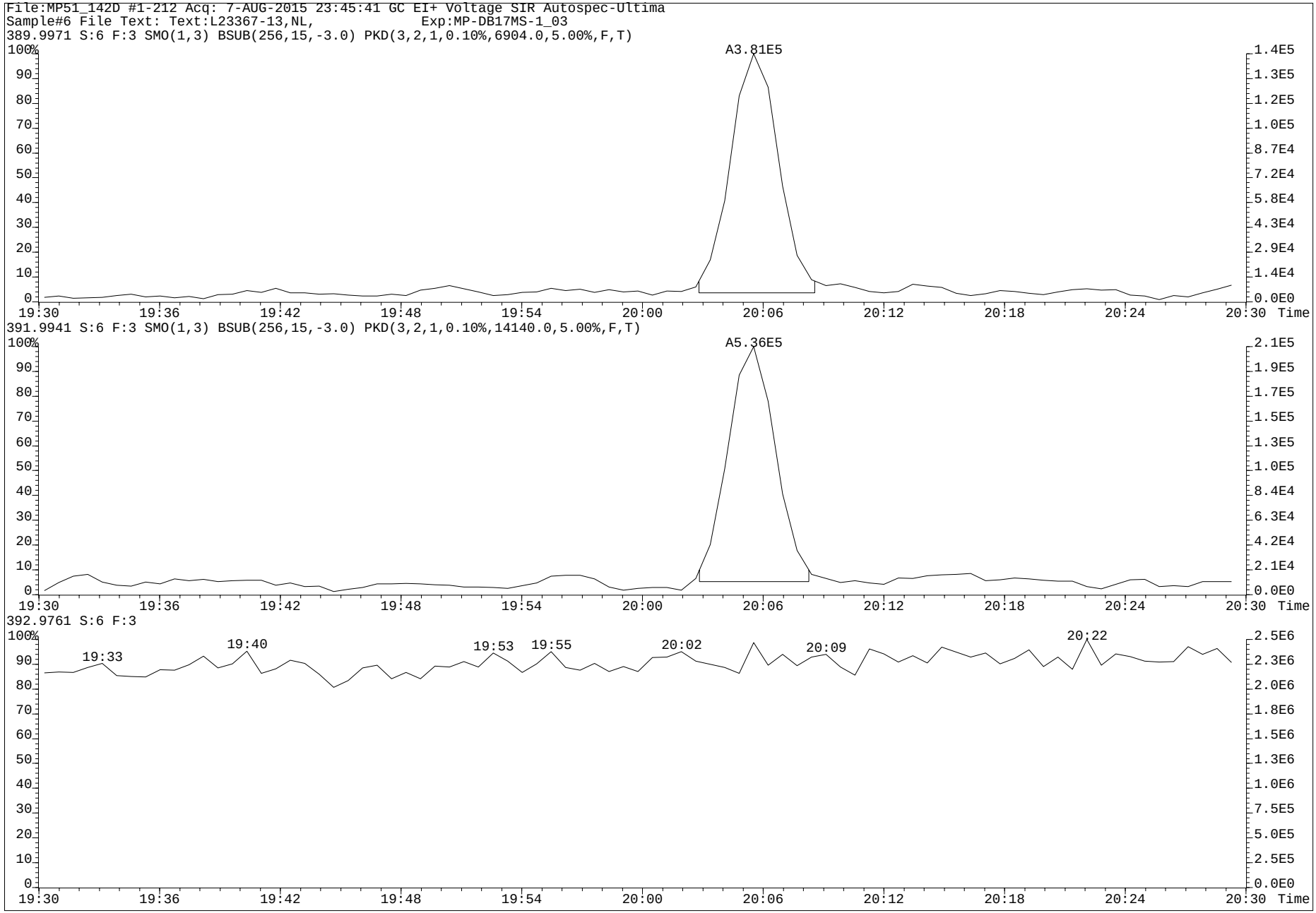
File:MP51_142D #1-212 Acq: 7-AUG-2015 23:45:41 GC EI+ Voltage SIR Autospec-Ultima
Sample#6 File Text: Text:L23367-13,NL, Exp:MP-DB17MS-1_03
389.9971 S:6 F:3 SMO(1,3) BSUB(256,15,-3.0) PKD(3,2,1,0.10%,6904.0,5.00%,F,T)
A3.81E5
391.9941 S:6 F:3 SMO(1,3) BSUB(256,15,-3.0) PKD(3,2,1,0.10%,14140.0,5.00%,F,T)
A5.36E5
392.9761 S:6 F:3
19:33
19:40
19:53
19:55
20:02
20:09
20:22
Time

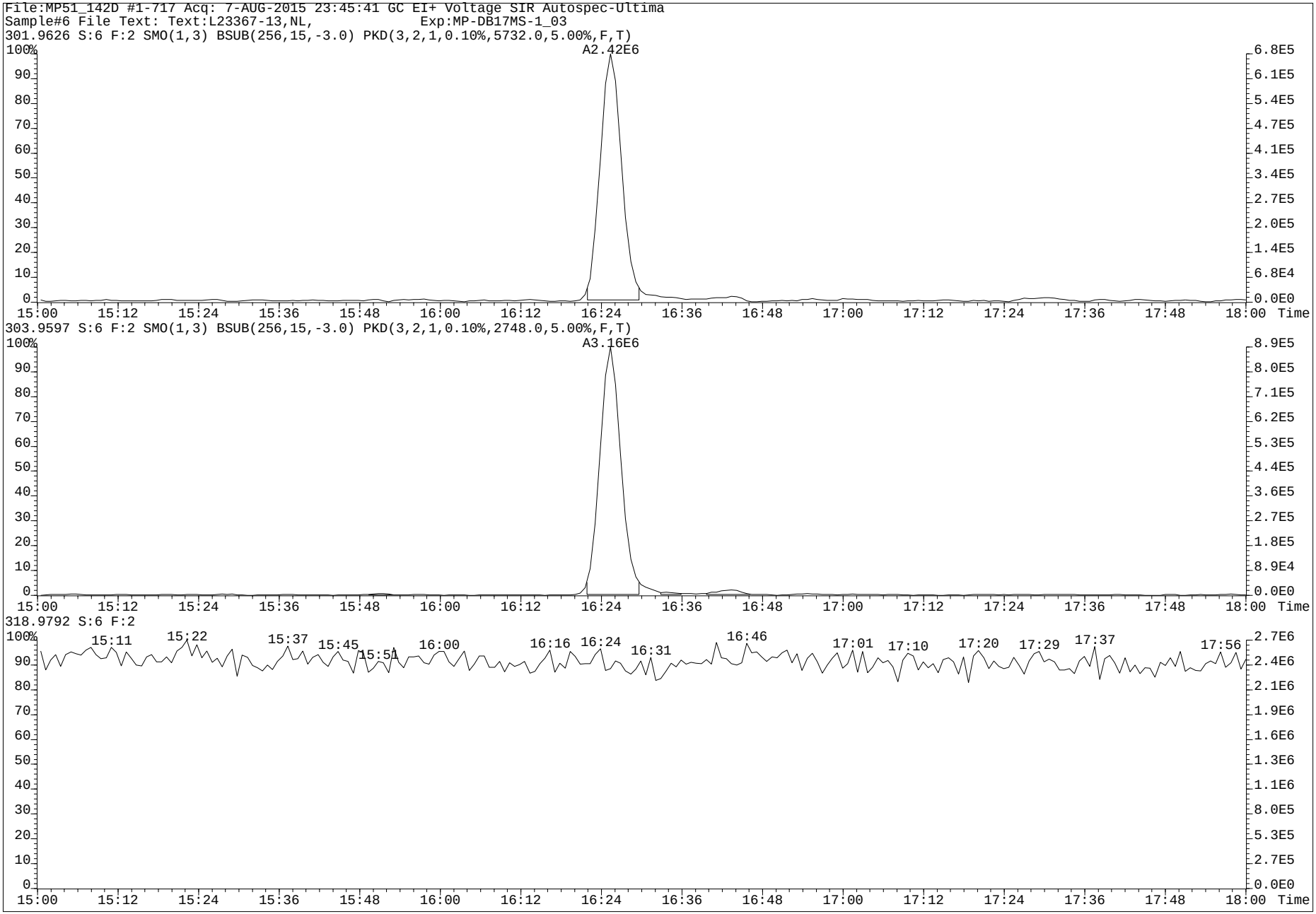
File:MP51_142D #1-717 Acq: 7-AUG-2015 23:45:41 GC EI+ Voltage SIR Autospec-Ultima
Sample#6 File Text: Text:L23367-13,NL, Exp:MP-DB17MS-1_03
301.9626 S:6 F:2 SMO(1,3) BSUB(256,15,-3.0) PKD(3,2,1,0.10%,5732.0,5.00%,F,T)
A2.42E6
303.9597 S:6 F:2 SMO(1,3) BSUB(256,15,-3.0) PKD(3,2,1,0.10%,2748.0,5.00%,F,T)
A3.16E6
318.9792 S:6 F:2
15:11
15:22
15:37
15:45
15:51
16:00
16:16
16:24
16:31
16:46
17:01
17:10
17:20
17:29
17:37
17:56
Time

Run #19 Filename MP51_135A S: 14 I: 1 Acquired: 20-JUL-15 21:18:47 Processed: 21-JUL-15 12:26:11
Run: mp51_135A-A Analyte: MP-DB17-S12 Cal: mp51_134-8A Results: mp51_135a-a Version: V3.6 6-JAN-2000 17:51:42
Sample text: L23367-14,I, 4 Comments: 1,WG51828,2.0/200uL
sample size: 4.184000 conc units: pg/g mL total toxicity: 494.54 F1: 1.0000 F2: 1.0000

	Typ	Name	#Hom	Resp	RA		RT	Conc	Tox #1	DL	Rec	M?
1	Unk	1-OH-Naphthalene	1	5.13e+07	1.62	n	8:15	1357.496	136	321.1433	-	y
2	Unk	1-OH-Pyrene	1	2.96e+08	2.48	n	20:45	2852.142	285	172.1399	-	n
3	Unk	3-OH-Chrysene	0	*	*	n	NotFnd	*	*	3092.3238	-	n
4	Unk	3-OH-Benz[a]anthracene	0	*	*	n	NotFnd	*	*	1516.5103	-	n
5	Unk	7,8-OH-Benzo[a]pyrene-C	0	*	*	n	NotFnd	*	*	*	-	n
6	Unk	7,8-OH-Benzo[a]pyrene-T	0	*	*	n	NotFnd	*	*	*	-	n
7	Unk	7,8-OH-Benzo[a]pyrene-3	0	*	*	n	NotFnd	*	*	*	-	n
8	Unk	9-OH-Benzo[a]pyrene	1	1.08e+07	2.39	n	26:31	595.774	60	90.6626	-	n
9	Unk	3-OH-Benzo[a]pyrene	1	2.55e+06	4.15	n	26:45	139.946	14	117.5076	-	y
10	Unk	7,8-OH-Benzo[a]pyrene-4	0	*	*	n	NotFnd	*	*	*	-	n
11	IS	13C6-1-OH-Naphthalene	1	3.77e+08	0.97	n	8:14	4076.901	-	955.5387	34.1	n
12	IS	13C6-1-OH-Pyrene	1	1.22e+09	2.73	n	20:45	9773.973	-	112.6062	81.8	n
13	IS	13C6-1-OH-BAA	1	9.69e+08	2.31	n	22:29	9974.604	-	106.8768	82.8	n
14	IS	13C6-3-OH-Chrysene	1	5.96e+08	1.22	n	23:01	5416.578	-	94.3697	44.9	n
15	IS	D11-3-OH-Benzo[a]pyrene	1	3.38e+08	5.65	n	26:40	7057.531	-	15.9752	59.4	n
16	IS	13C-CL4-OH-PCB-79	1	5.25e+07	0.75	y	20:04	3028.189	-	17.1220	126.7	n
17	IS	13C-CL4-PCB-79	0	*	*	n	NotFnd	*	-	*	Div0	n
18	RS	13C-CL4-PCB-81	1	1.97e+08	0.79	y	16:24	14.864	-	-	-	n
19	Tot	Fn1 Lock	-	-			-	-	-	-	-	n
20	Tot	Fn2 Lock	-	-			-	-	-	-	-	n
21	Tot	Fn3 Lock	-	-			-	-	-	-	-	n
22	Tot	Fn4 Lock	-	-			-	-	-	-	-	n
23	Tot	Fn4 Lock	-	-			-	-	-	-	-	n
24	Tot	Fn5 Lock	-	-			-	-	-	-	-	n
25	Tot	Fn6 Lock	-	-			-	-	-	-	-	n

x conc. & DL by 1.046

PV AS 8-AUG-2015

SU [illegible]
12-Aug-2015

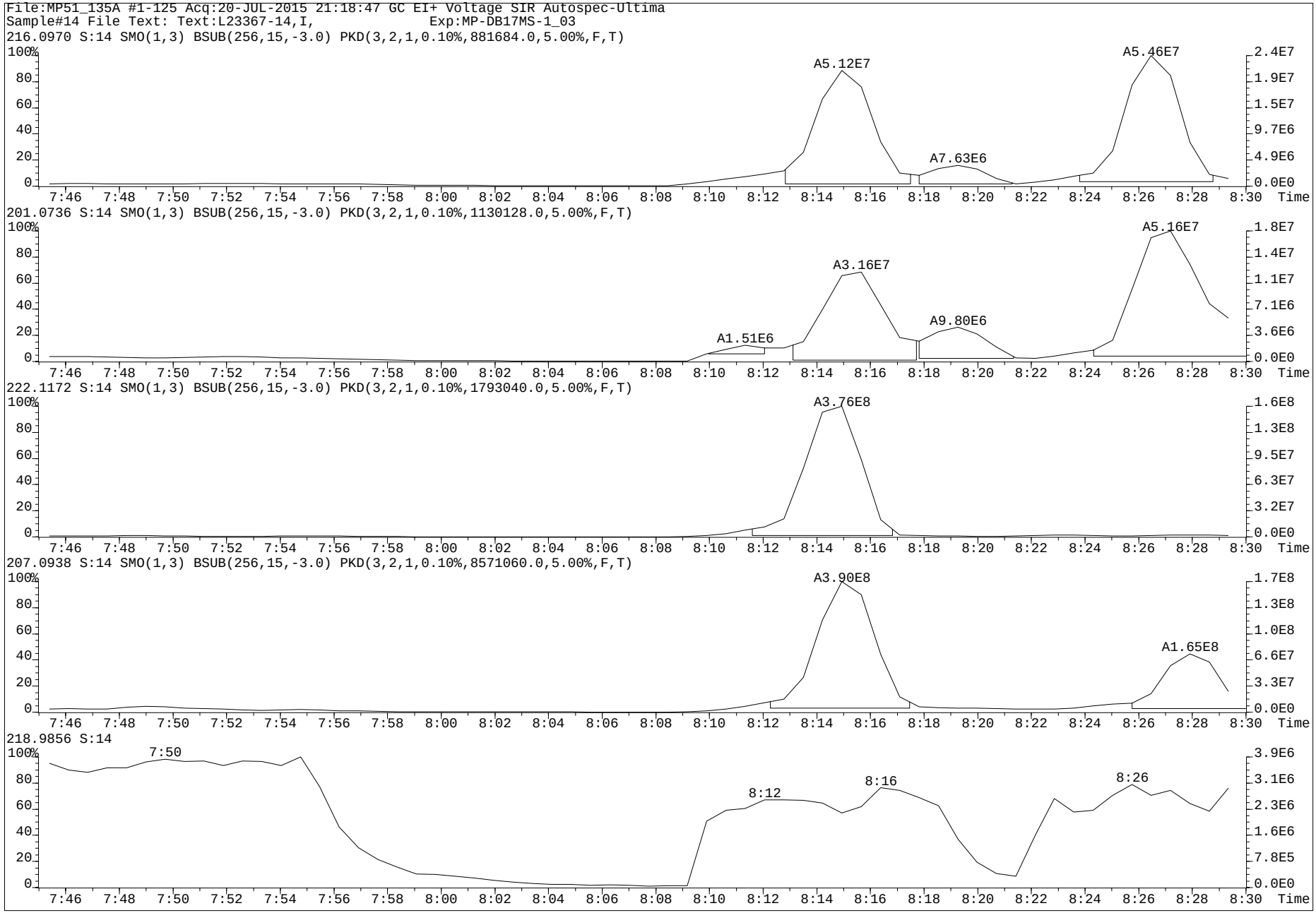
File:MP51_135A #1-125 Acq:20-JUL-2015 21:18:47 GC EI+ Voltage SIR Autospec-Ultima
Sample#14 File Text: Text:L23367-14,I, Exp:MP-DB17MS-1_03
216.0970 S:14 SMO(1,3) BSUB(256,15,-3.0) PKD(3,2,1,0.10%,881684.0,5.00%,F,T)
A5.12E7
A7.63E6
A5.46E7
201.0736 S:14 SMO(1,3) BSUB(256,15,-3.0) PKD(3,2,1,0.10%,1130128.0,5.00%,F,T)
A1.51E6
A3.16E7
A9.80E6
A5.16E7
222.1172 S:14 SMO(1,3) BSUB(256,15,-3.0) PKD(3,2,1,0.10%,1793040.0,5.00%,F,T)
A3.76E8
207.0938 S:14 SMO(1,3) BSUB(256,15,-3.0) PKD(3,2,1,0.10%,8571060.0,5.00%,F,T)
A3.90E8
A1.65E8
218.9856 S:14
7:50
8:12
8:16
8:26
Time

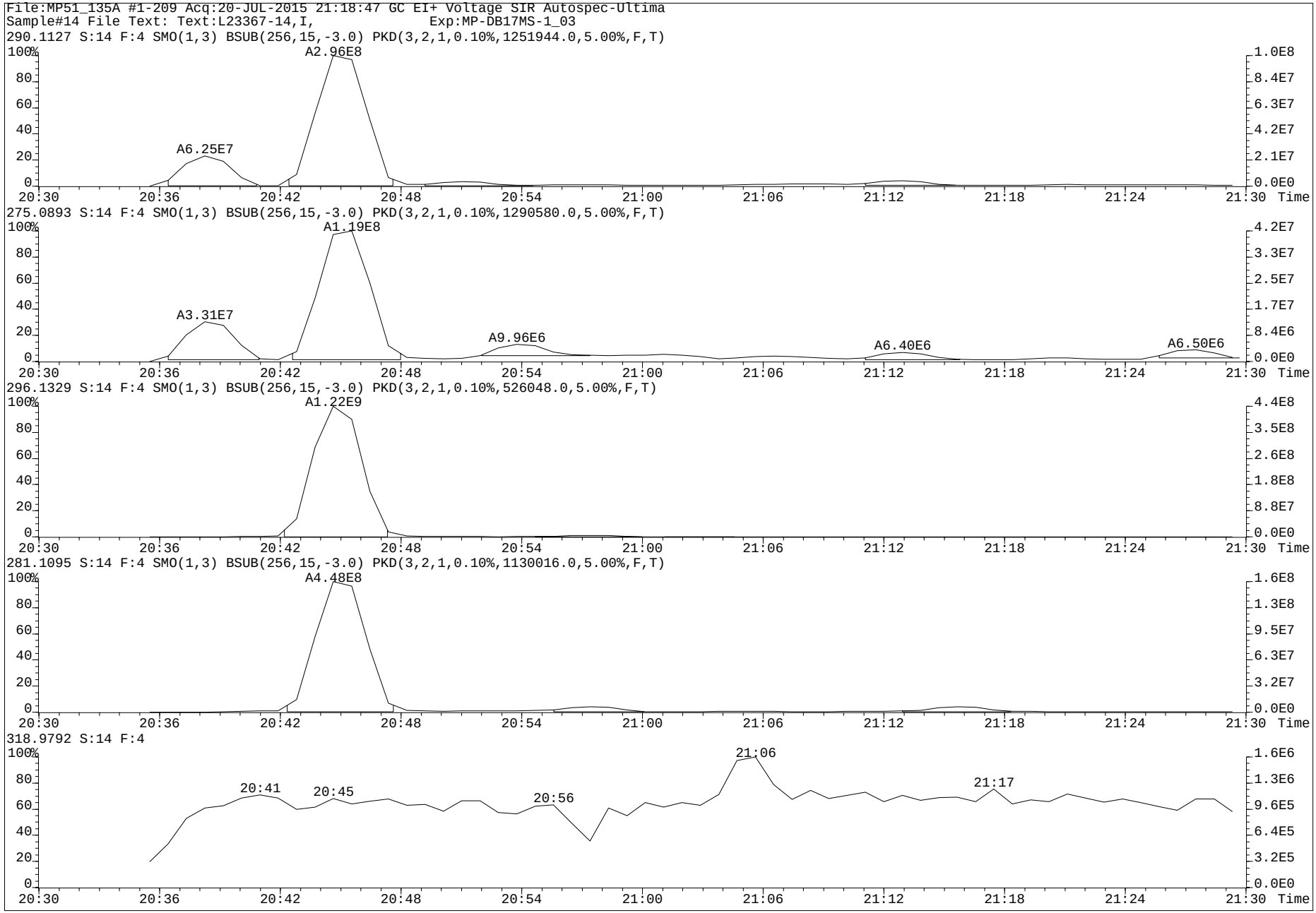
File:MP51_135A #1-209 Acq:20-JUL-2015 21:18:47 GC EI+ Voltage SIR Autospec-Ultima
Sample#14 File Text: Text:L23367-14,I, Exp:MP-DB17MS-1_03
290.1127 S:14 F:4 SMO(1,3) BSUB(256,15,-3.0) PKD(3,2,1,0.10%,1251944.0,5.00%,F,T)
A2.96E8
A6.25E7
275.0893 S:14 F:4 SMO(1,3) BSUB(256,15,-3.0) PKD(3,2,1,0.10%,1290580.0,5.00%,F,T)
A1.19E8
A3.31E7
A9.96E6
A6.40E6
A6.50E6
296.1329 S:14 F:4 SMO(1,3) BSUB(256,15,-3.0) PKD(3,2,1,0.10%,526048.0,5.00%,F,T)
A1.22E9
281.1095 S:14 F:4 SMO(1,3) BSUB(256,15,-3.0) PKD(3,2,1,0.10%,1130016.0,5.00%,F,T)
A4.48E8
318.9792 S:14 F:4
20:41
20:45
20:56
21:06
21:17
Time

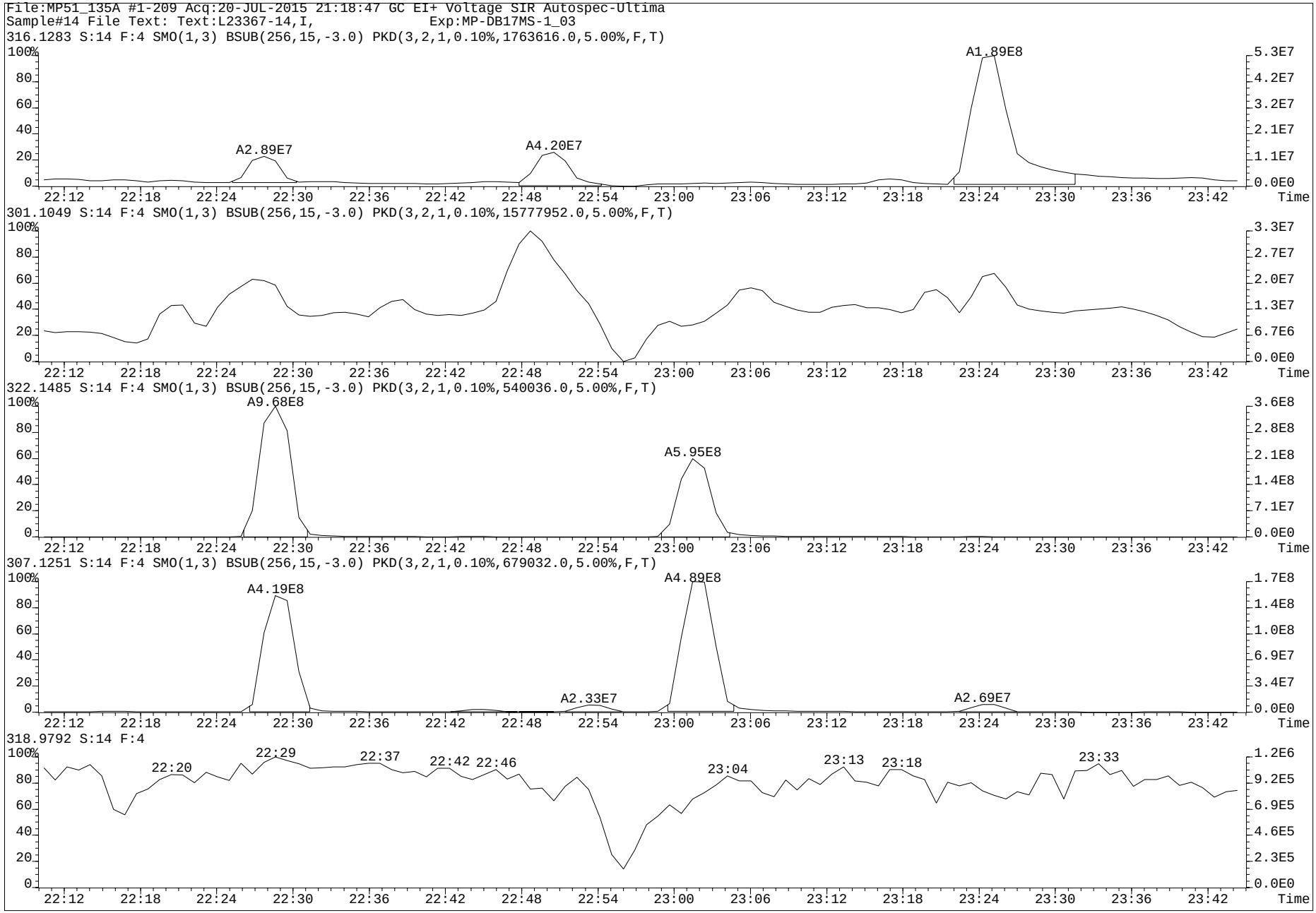
File:MP51_135A #1-209 Acq:20-JUL-2015 21:18:47 GC EI+ Voltage SIR Autospec-Ultima
Sample#14 File Text: Text:L23367-14,I, Exp:MP-DB17MS-1_03
316.1283 S:14 F:4 SMO(1,3) BSUB(256,15,-3.0) PKD(3,2,1,0.10%,1763616.0,5.00%,F,T)
A1.89E8
A2.89E7
A4.20E7
301.1049 S:14 F:4 SMO(1,3) BSUB(256,15,-3.0) PKD(3,2,1,0.10%,15777952.0,5.00%,F,T)
322.1485 S:14 F:4 SMO(1,3) BSUB(256,15,-3.0) PKD(3,2,1,0.10%,540036.0,5.00%,F,T)
A9.68E8
A5.95E8
307.1251 S:14 F:4 SMO(1,3) BSUB(256,15,-3.0) PKD(3,2,1,0.10%,679032.0,5.00%,F,T)
A4.19E8
A4.89E8
A2.33E7
A2.69E7
318.9792 S:14 F:4
22:20
22:29
22:37
22:42
22:46
23:04
23:13
23:18
23:33
Time

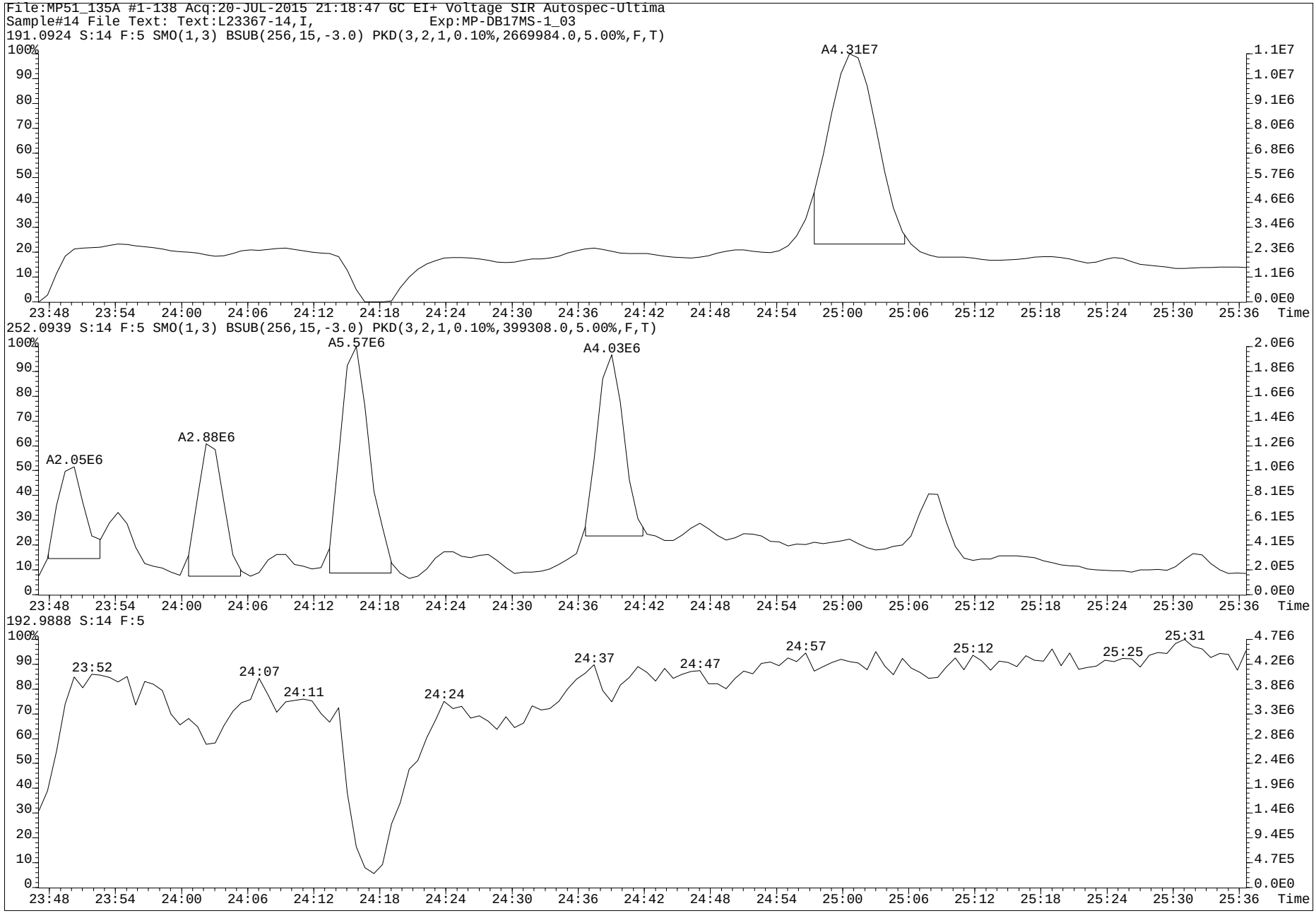
File:MP51_135A #1-138 Acq:20-JUL-2015 21:18:47 GC EI+ Voltage SIR Autospec-Ultima
Sample#14 File Text: Text:L23367-14,I, Exp:MP-DB17MS-1_03
191.0924 S:14 F:5 SMO(1,3) BSUB(256,15,-3.0) PKD(3,2,1,0.10%,2669984.0,5.00%,F,T)
A4.31E7
252.0939 S:14 F:5 SMO(1,3) BSUB(256,15,-3.0) PKD(3,2,1,0.10%,399308.0,5.00%,F,T)
A2.05E6
A2.88E6
A5.57E6
A4.03E6
192.9888 S:14 F:5
23:52
24:07
24:11
24:24
24:37
24:47
24:57
25:12
25:25
25:31
Time

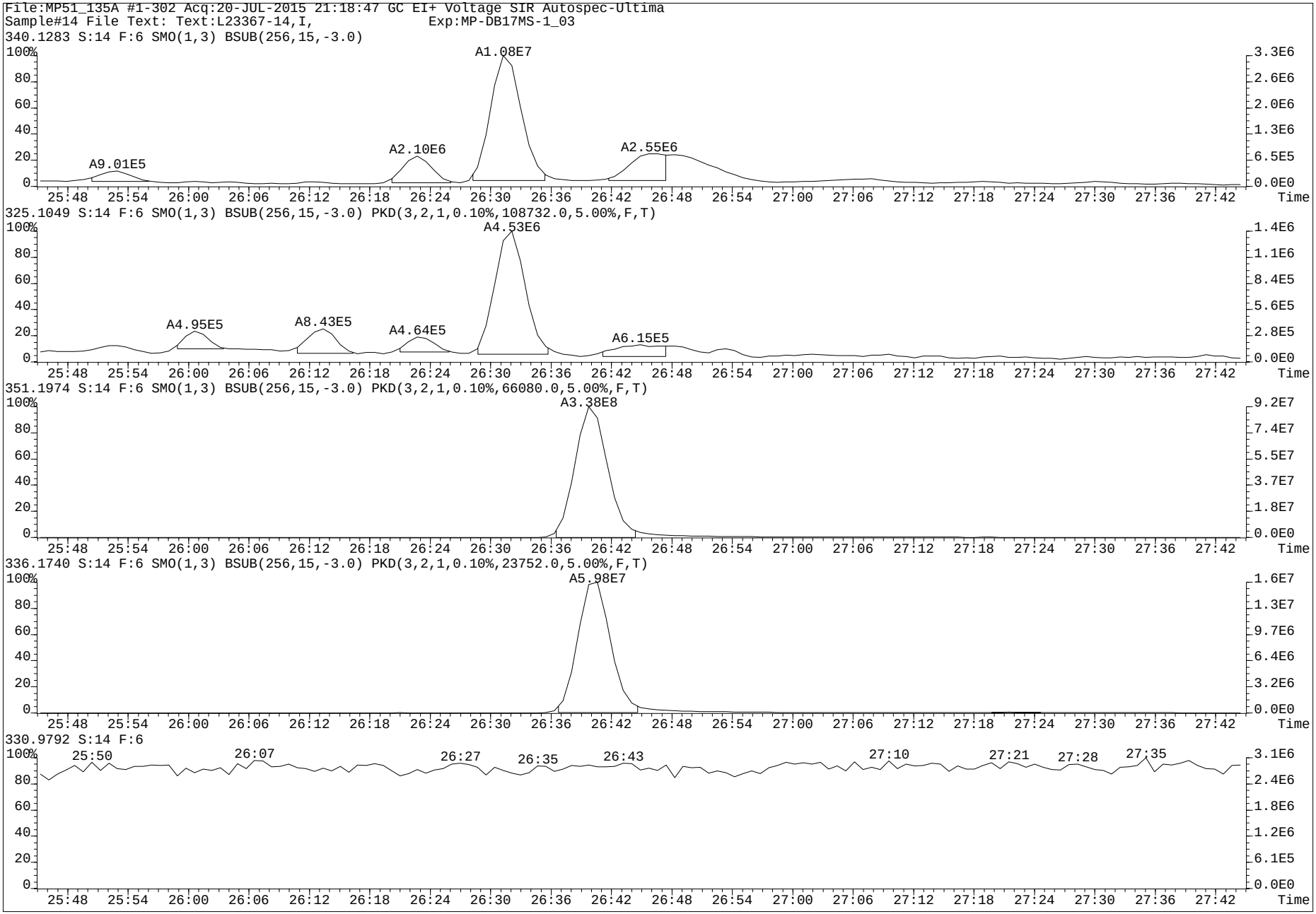
File:MP51_135A #1-302 Acq:20-JUL-2015 21:18:47 GC EI+ Voltage SIR Autospec-Ultima
Sample#14 File Text: Text:L23367-14,I, Exp:MP-DB17MS-1_03
340.1283 S:14 F:6 SMO(1,3) BSUB(256,15,-3.0)
A1.08E7
A2.10E6
A2.55E6
A9.01E5
325.1049 S:14 F:6 SMO(1,3) BSUB(256,15,-3.0) PKD(3,2,1,0.10%,108732.0,5.00%,F,T)
A4.53E6
A4.95E5
A8.43E5
A4.64E5
A6.15E5
351.1974 S:14 F:6 SMO(1,3) BSUB(256,15,-3.0) PKD(3,2,1,0.10%,66080.0,5.00%,F,T)
A3.38E8
336.1740 S:14 F:6 SMO(1,3) BSUB(256,15,-3.0) PKD(3,2,1,0.10%,23752.0,5.00%,F,T)
A5.98E7
330.9792 S:14 F:6
25:50
26:07
26:27
26:35
26:43
27:10
27:21
27:28
27:35
Time

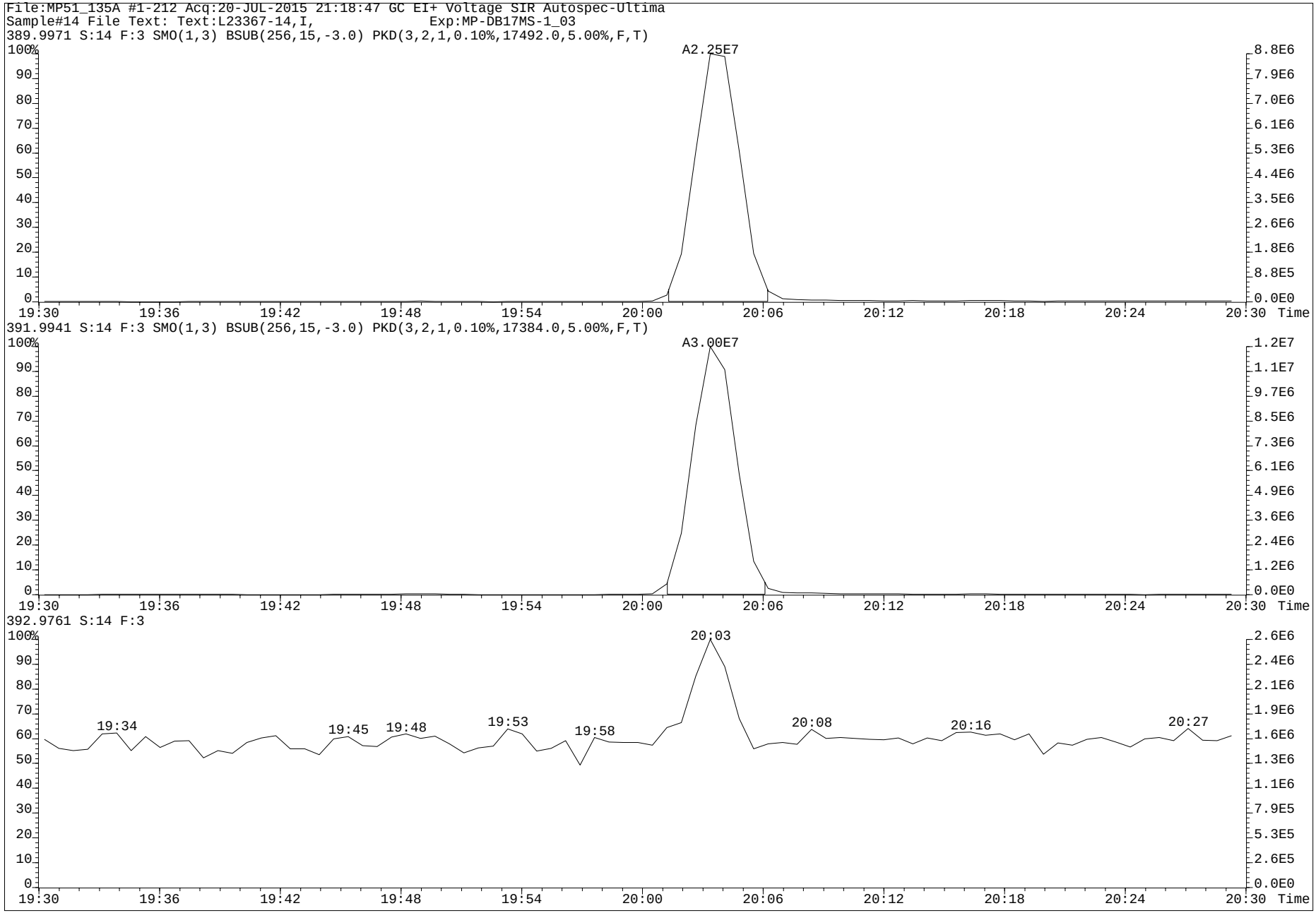
File:MP51_135A #1-212 Acq:20-JUL-2015 21:18:47 GC EI+ Voltage SIR Autospec-Ultima
Sample#14 File Text: Text:L23367-14,I, Exp:MP-DB17MS-1_03
389.9971 S:14 F:3 SMO(1,3) BSUB(256,15,-3.0) PKD(3,2,1,0.10%,17492.0,5.00%,F,T)
A2.25E7
391.9941 S:14 F:3 SMO(1,3) BSUB(256,15,-3.0) PKD(3,2,1,0.10%,17384.0,5.00%,F,T)
A3.00E7
392.9761 S:14 F:3
19:34
19:45
19:48
19:53
19:58
20:03
20:08
20:16
20:27
Time

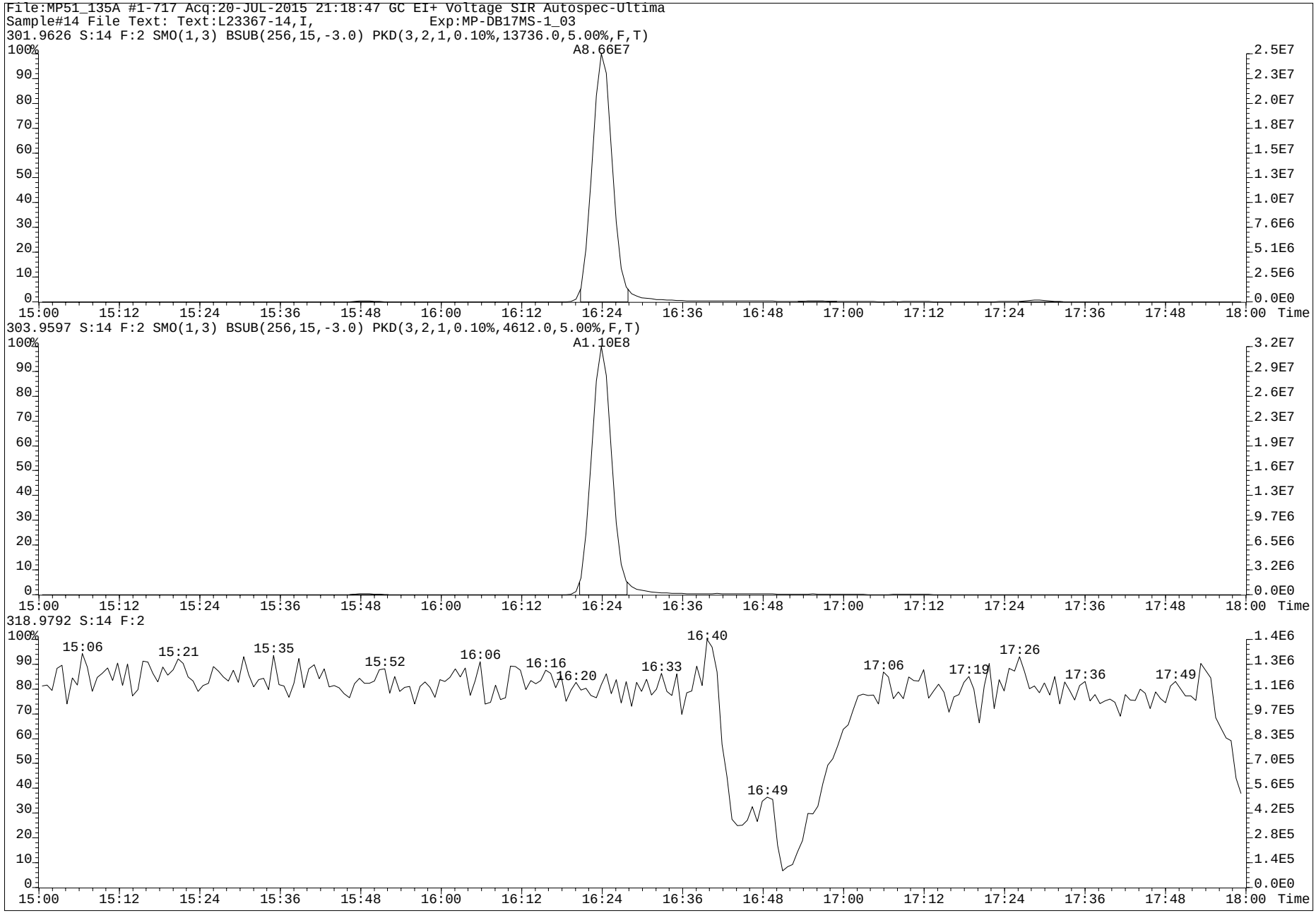
File:MP51_135A #1-717 Acq:20-JUL-2015 21:18:47 GC EI+ Voltage SIR Autospec-Ultima
Sample#14 File Text: Text:L23367-14,I, Exp:MP-DB17MS-1_03
301.9626 S:14 F:2 SMO(1,3) BSUB(256,15,-3.0) PKD(3,2,1,0.10%,13736.0,5.00%,F,T)
A8.66E7
303.9597 S:14 F:2 SMO(1,3) BSUB(256,15,-3.0) PKD(3,2,1,0.10%,4612.0,5.00%,F,T)
A1.10E8
318.9792 S:14 F:2
15:06
15:21
15:35
15:52
16:06
16:16
16:20
16:33
16:40
16:49
17:06
17:19
17:26
17:36
17:49
Time

www.axysanalytical.com

Run #20 Filename MP51_135A S: 15 I: 1 Acquired: 20-JUL-15 21:52:54 Processed: 21-JUL-15 12:26:11
Run: mp51_135A-A Analyte: MP-DB17-S12 Cal: mp51_134-8A Results: mp51_135a-a Version: V3.6 6-JAN-2000 17:51:42
Sample text: L23367-15,I, Comments: 1,WG51828,2.0/200uL
sample size: 4.139000 conc units: pg/µL total toxicity: 5086.39 F1: 1.0000 F2: 1.0000

	Typ	Name	#Hom	Resp	RA		RT	Conc	Tox #1	DL	Rec	M?
1	Unk	1-OH-Naphthalene	1	5.34e+07	1.57	n	8:13	1555.958	156	384.9793	-	n
2	Unk	1-OH-Pyrene	1	3.34e+09	1.10	n	20:44	39026.179	3903	452.8511	-	n
3	Unk	3-OH-Chrysene	1	1.16e+08	2.01	n	23:00	2726.850	273	2636.7371	-	y
4	Unk	3-OH-Benz[a]anthracene	1	4.88e+06	1.72	n	23:11	74.202	37	1657.7002	-	y
5	Unk	7,8-OH-Benzo[a]pyrene-C	0	*	*	n	NotFnd	*	*	*	-	n
6	Unk	7,8-OH-Benzo[a]pyrene-T	0	*	*	n	NotFnd	*	*	*	-	n
7	Unk	7,8-OH-Benzo[a]pyrene-3	1	3.16e+06	3.67	n	26:12	*	*	*	-	n
8	Unk	9-OH-Benzo[a]pyrene	1	4.83e+07	4.45	n	26:32	2519.921	252	79.9102	-	n
9	Unk	3-OH-Benzo[a]pyrene	1	7.38e+07	5.45	n	26:44	4663.958	466	127.2385	-	n
10	Unk	7,8-OH-Benzo[a]pyrene-4	1	1.43e+07	11.98	n	27:07	*	*	*	-	n
11	IS	13C6-1-OH-Naphthalene	1	3.46e+08	0.93	n	8:13	4008.922	-	785.2548	33.2	n
12	IS	13C6-1-OH-Pyrene	1	1.02e+09	2.81	n	20:44	8704.930	-	90.6695	72.1	n
13	IS	13C6-1-OH-BAA	1	8.16e+08	2.31	n	22:27	8984.649	-	100.0190	73.8	n
14	IS	13C6-3-OH-Chrysene	1	6.35e+08	1.55	n	23:01	6174.606	-	88.3145	50.6	n
15	IS	D11-3-OH-Benzo[a]pyrene	1	2.96e+08	5.74	n	26:39	6614.238	-	9.8744	55.0	n
16	IS	13C-CL4-OH-PCB-79	1	4.44e+07	0.74	y	20:03	2736.738	-	11.4287	113.3	n
17	IS	13C-CL4-PCB-79	0	*	*	n	NotFnd	*	-	*	Div0	n
18	RS	13C-CL4-PCB-81	1	1.86e+08	0.77	y	16:23	14.199	-	-	-	n
19	Tot	Fn1 Lock	-	-			-	-	-	-	-	n
20	Tot	Fn2 Lock	-	-			-	-	-	-	-	n
21	Tot	Fn3 Lock	-	-			-	-	-	-	-	n
22	Tot	Fn4 Lock	-	-			-	-	-	-	-	n
23	Tot	Fn4 Lock	-	-			-	-	-	-	-	n
24	Tot	Fn5 Lock	-	-			-	-	-	-	-	n
25	Tot	Fn6 Lock	-	-			-	-	-	-	-	n

x Conc. by IC avg 1.035

PV AS 8-AUG-2015

SV by MW
12-Aug-2015

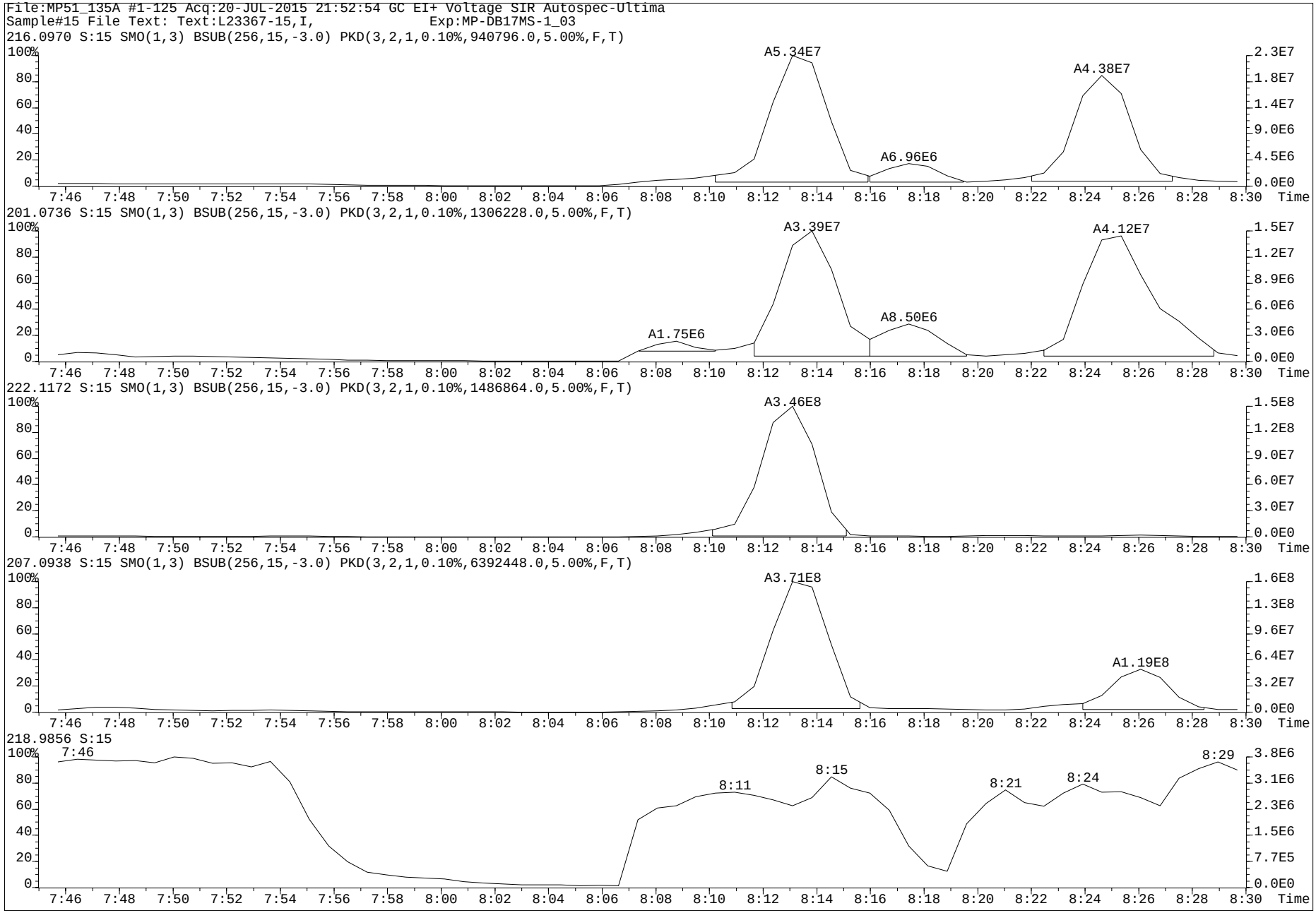
File:MP51_135A #1-125 Acq:20-JUL-2015 21:52:54 GC EI+ Voltage SIR Autospec-Ultima
Sample#15 File Text: Text:L23367-15,I, Exp:MP-DB17MS-1_03
216.0970 S:15 SMO(1,3) BSUB(256,15,-3.0) PKD(3,2,1,0.10%,940796.0,5.00%,F,T)
A5.34E7
A4.38E7
A6.96E6
201.0736 S:15 SMO(1,3) BSUB(256,15,-3.0) PKD(3,2,1,0.10%,1306228.0,5.00%,F,T)
A3.39E7
A4.12E7
A1.75E6
A8.50E6
222.1172 S:15 SMO(1,3) BSUB(256,15,-3.0) PKD(3,2,1,0.10%,1486864.0,5.00%,F,T)
A3.46E8
207.0938 S:15 SMO(1,3) BSUB(256,15,-3.0) PKD(3,2,1,0.10%,6392448.0,5.00%,F,T)
A3.71E8
A1.19E8
218.9856 S:15
7:46
8:11
8:15
8:21
8:24
8:29
Time

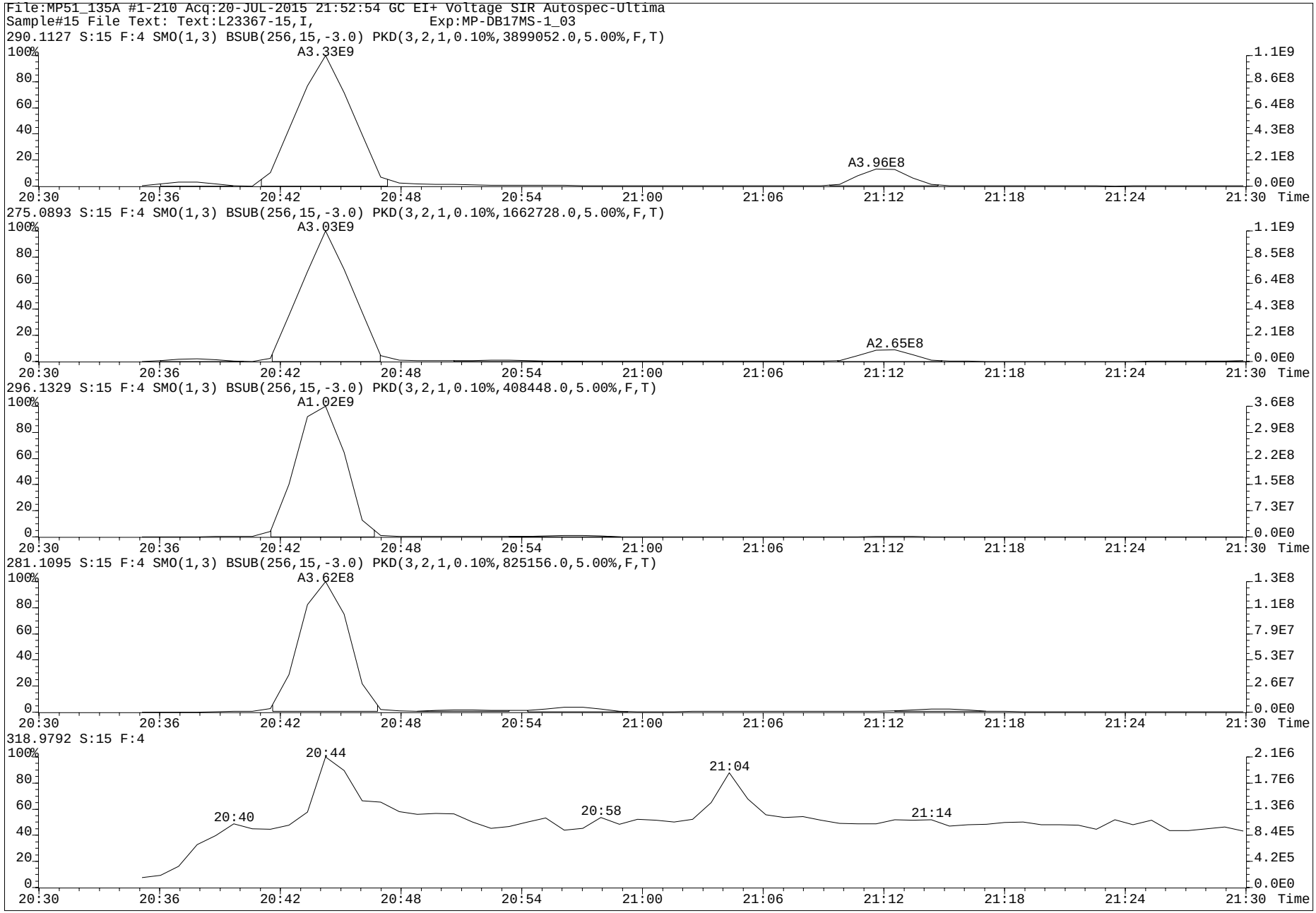
File:MP51_135A #1-210 Acq:20-JUL-2015 21:52:54 GC EI+ Voltage SIR Autospec-Ultima
Sample#15 File Text: Text:L23367-15,I, Exp:MP-DB17MS-1_03
290.1127 S:15 F:4 SMO(1,3) BSUB(256,15,-3.0) PKD(3,2,1,0.10%,3899052.0,5.00%,F,T)
A3.33E9
A3.96E8
275.0893 S:15 F:4 SMO(1,3) BSUB(256,15,-3.0) PKD(3,2,1,0.10%,1662728.0,5.00%,F,T)
A3.03E9
A2.65E8
296.1329 S:15 F:4 SMO(1,3) BSUB(256,15,-3.0) PKD(3,2,1,0.10%,408448.0,5.00%,F,T)
A1.02E9
281.1095 S:15 F:4 SMO(1,3) BSUB(256,15,-3.0) PKD(3,2,1,0.10%,825156.0,5.00%,F,T)
A3.62E8
318.9792 S:15 F:4
20:44
20:40
20:58
21:04
21:14
Time

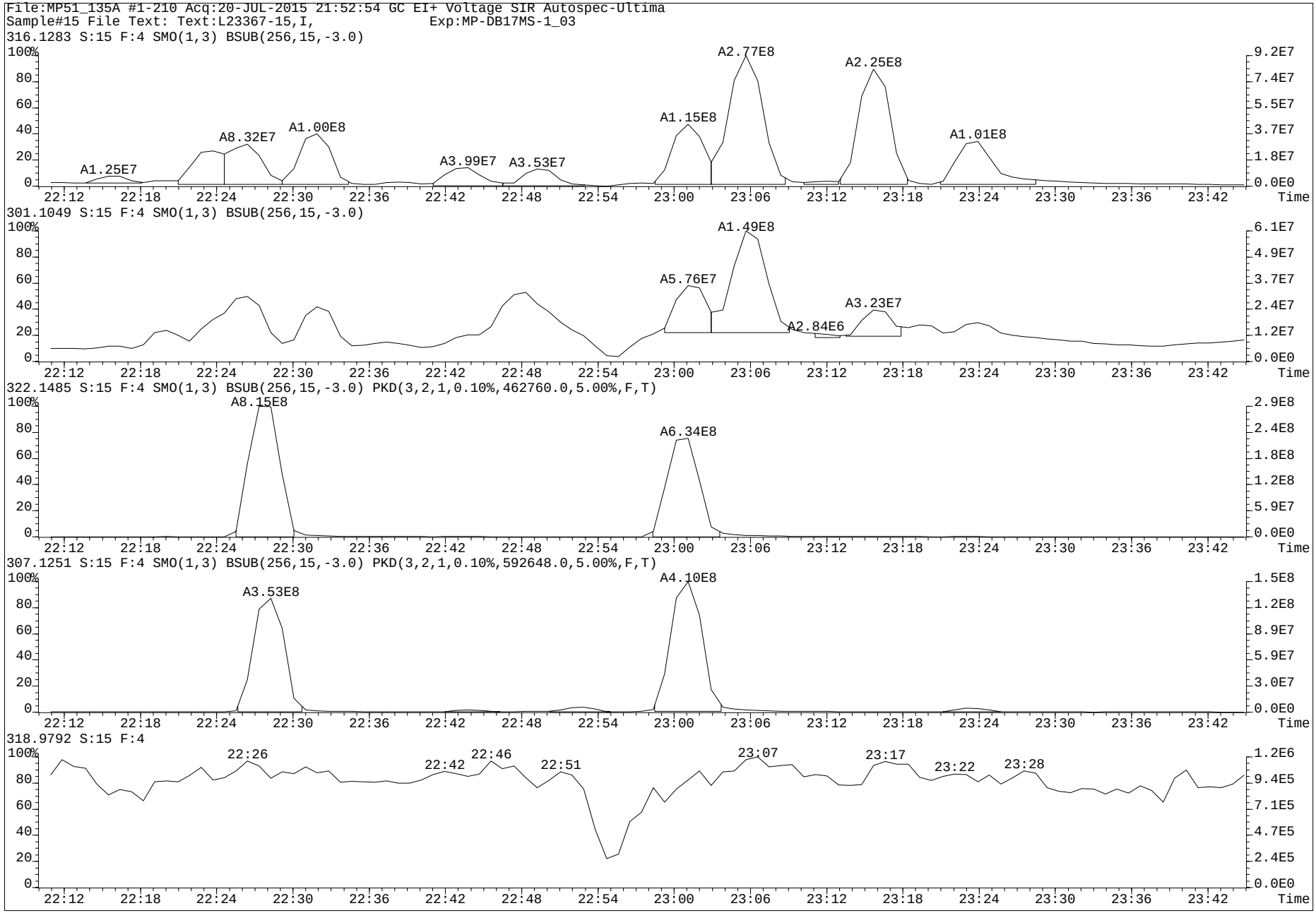
File:MP51_135A #1-210 Acq:20-JUL-2015 21:52:54 GC EI+ Voltage SIR Autospec-Ultima
Sample#15 File Text: Text:L23367-15,I, Exp:MP-DB17MS-1_03
316.1283 S:15 F:4 SMO(1,3) BSUB(256,15,-3.0)
A1.25E7
A8.32E7
A1.00E8
A3.99E7
A3.53E7
A1.15E8
A2.77E8
A2.25E8
A1.01E8
301.1049 S:15 F:4 SMO(1,3) BSUB(256,15,-3.0)
A5.76E7
A1.49E8
A2.84E6
A3.23E7
322.1485 S:15 F:4 SMO(1,3) BSUB(256,15,-3.0) PKD(3,2,1,0.10%,462760.0,5.00%,F,T)
A8.15E8
A6.34E8
307.1251 S:15 F:4 SMO(1,3) BSUB(256,15,-3.0) PKD(3,2,1,0.10%,592648.0,5.00%,F,T)
A3.53E8
A4.10E8
318.9792 S:15 F:4
22:26
22:42
22:46
22:51
23:07
23:17
23:22
23:28
Time

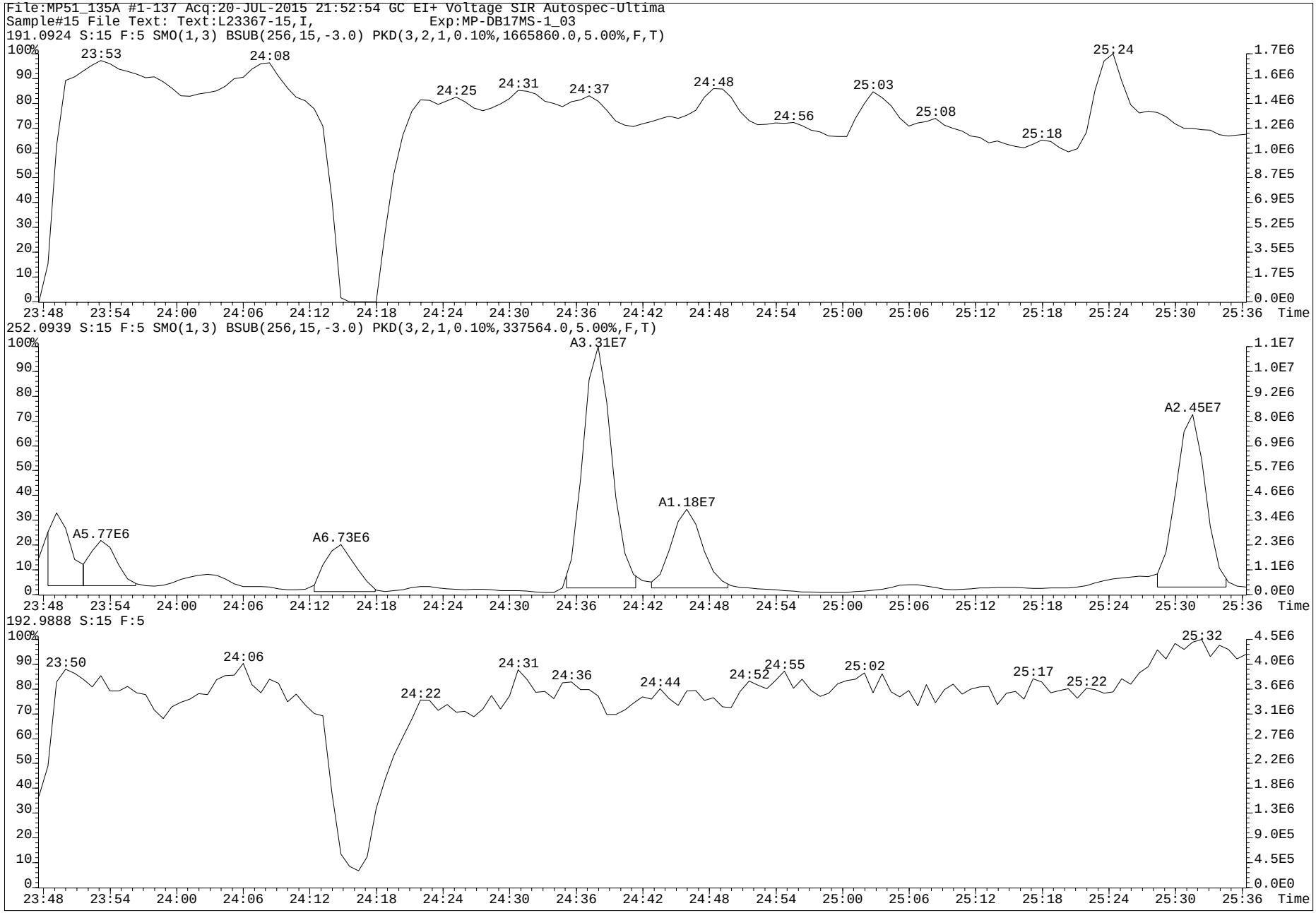
File:MP51_135A #1-137 Acq:20-JUL-2015 21:52:54 GC EI+ Voltage SIR Autospec-Ultima
Sample#15 File Text: Text:L23367-15,I, Exp:MP-DB17MS-1_03
191.0924 S:15 F:5 SMO(1,3) BSUB(256,15,-3.0) PKD(3,2,1,0.10%,1665860.0,5.00%,F,T)
23:53
24:08
24:25
24:31
24:37
24:48
24:56
25:03
25:08
25:18
25:24
252.0939 S:15 F:5 SMO(1,3) BSUB(256,15,-3.0) PKD(3,2,1,0.10%,337564.0,5.00%,F,T)
A5.77E6
A6.73E6
A3.31E7
A1.18E7
A2.45E7
192.9888 S:15 F:5
23:50
24:06
24:22
24:31
24:36
24:44
24:52
24:55
25:02
25:17
25:22
25:32
Time

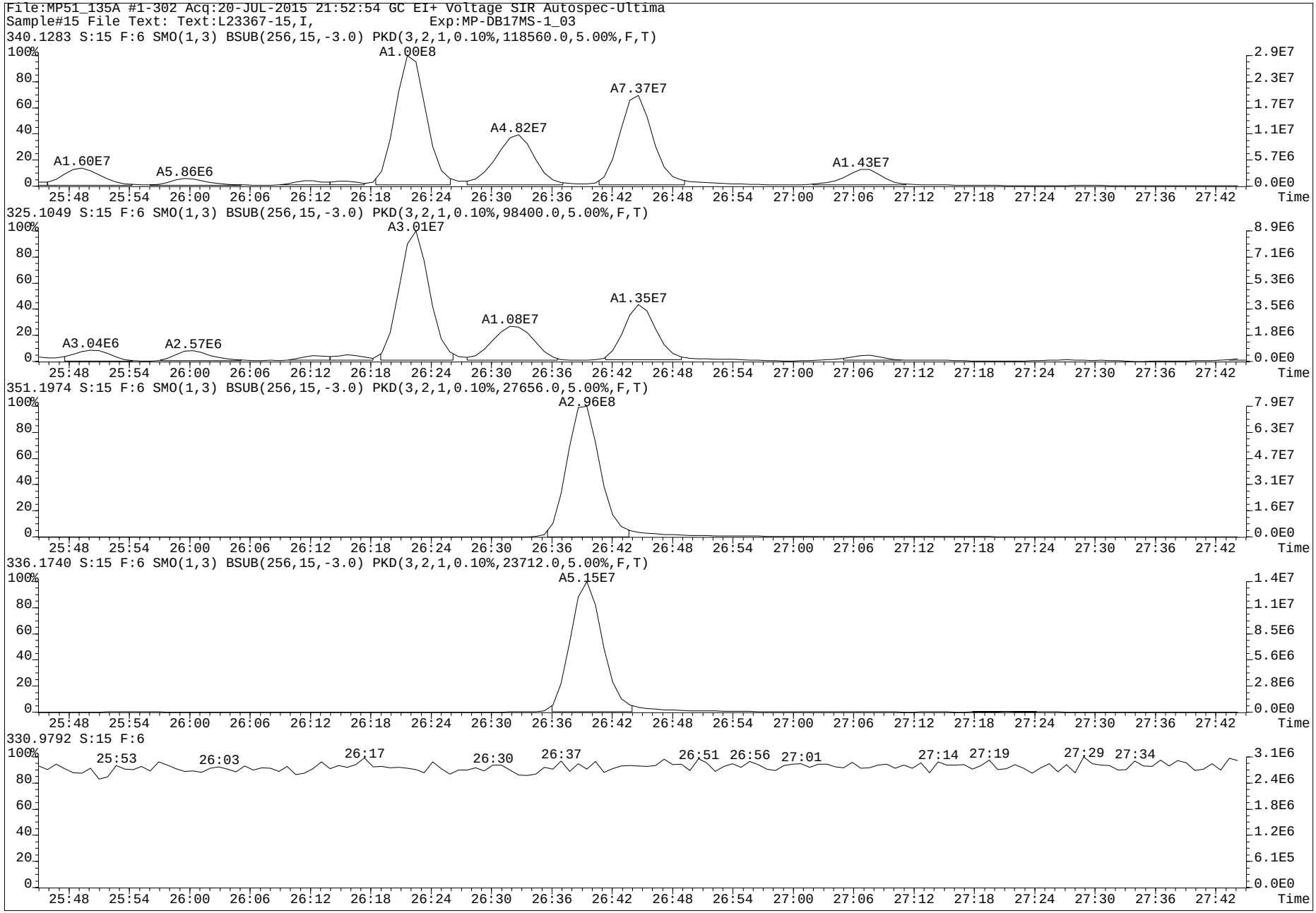
File:MP51_135A #1-302 Acq:20-JUL-2015 21:52:54 GC EI+ Voltage SIR Autospec-Ultima
Sample#15 File Text: Text:L23367-15,I, Exp:MP-DB17MS-1_03
340.1283 S:15 F:6 SMO(1,3) BSUB(256,15,-3.0) PKD(3,2,1,0.10%,118560.0,5.00%,F,T)
A1.00E8
A7.37E7
A4.82E7
A1.60E7
A5.86E6
A1.43E7
325.1049 S:15 F:6 SMO(1,3) BSUB(256,15,-3.0) PKD(3,2,1,0.10%,98400.0,5.00%,F,T)
A3.01E7
A1.35E7
A1.08E7
A3.04E6
A2.57E6
351.1974 S:15 F:6 SMO(1,3) BSUB(256,15,-3.0) PKD(3,2,1,0.10%,27656.0,5.00%,F,T)
A2.96E8
336.1740 S:15 F:6 SMO(1,3) BSUB(256,15,-3.0) PKD(3,2,1,0.10%,23712.0,5.00%,F,T)
A5.15E7
330.9792 S:15 F:6
25:53
26:03
26:17
26:30
26:37
26:51
26:56
27:01
27:14
27:19
27:29
27:34
Time

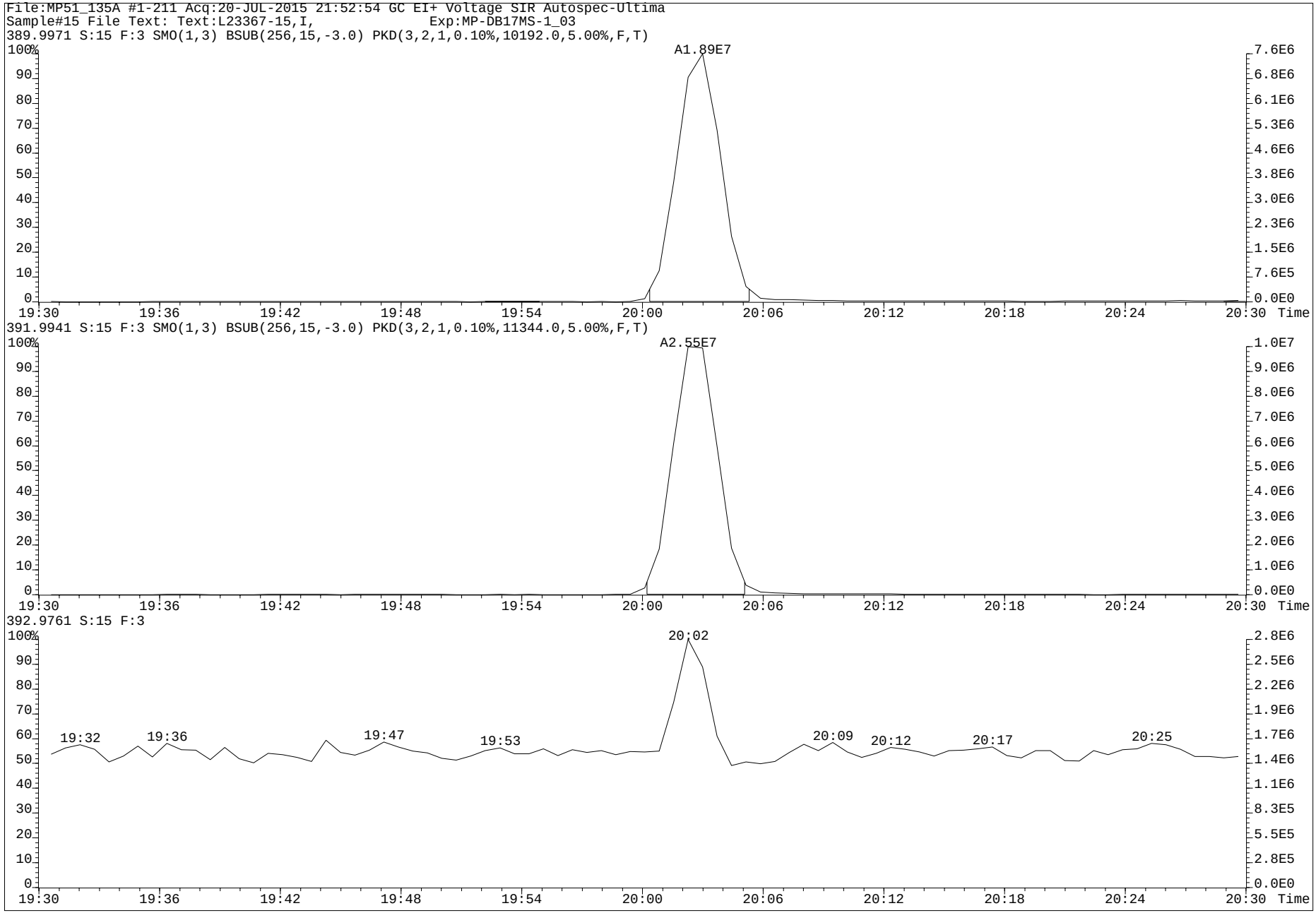
File:MP51_135A #1-211 Acq:20-JUL-2015 21:52:54 GC EI+ Voltage SIR Autospec-Ultima
Sample#15 File Text: Text:L23367-15,I, Exp:MP-DB17MS-1_03
389.9971 S:15 F:3 SMO(1,3) BSUB(256,15,-3.0) PKD(3,2,1,0.10%,10192.0,5.00%,F,T)
A1.89E7
391.9941 S:15 F:3 SMO(1,3) BSUB(256,15,-3.0) PKD(3,2,1,0.10%,11344.0,5.00%,F,T)
A2.55E7
392.9761 S:15 F:3
20:02
19:32
19:36
19:47
19:53
20:09
20:12
20:17
20:25
Time

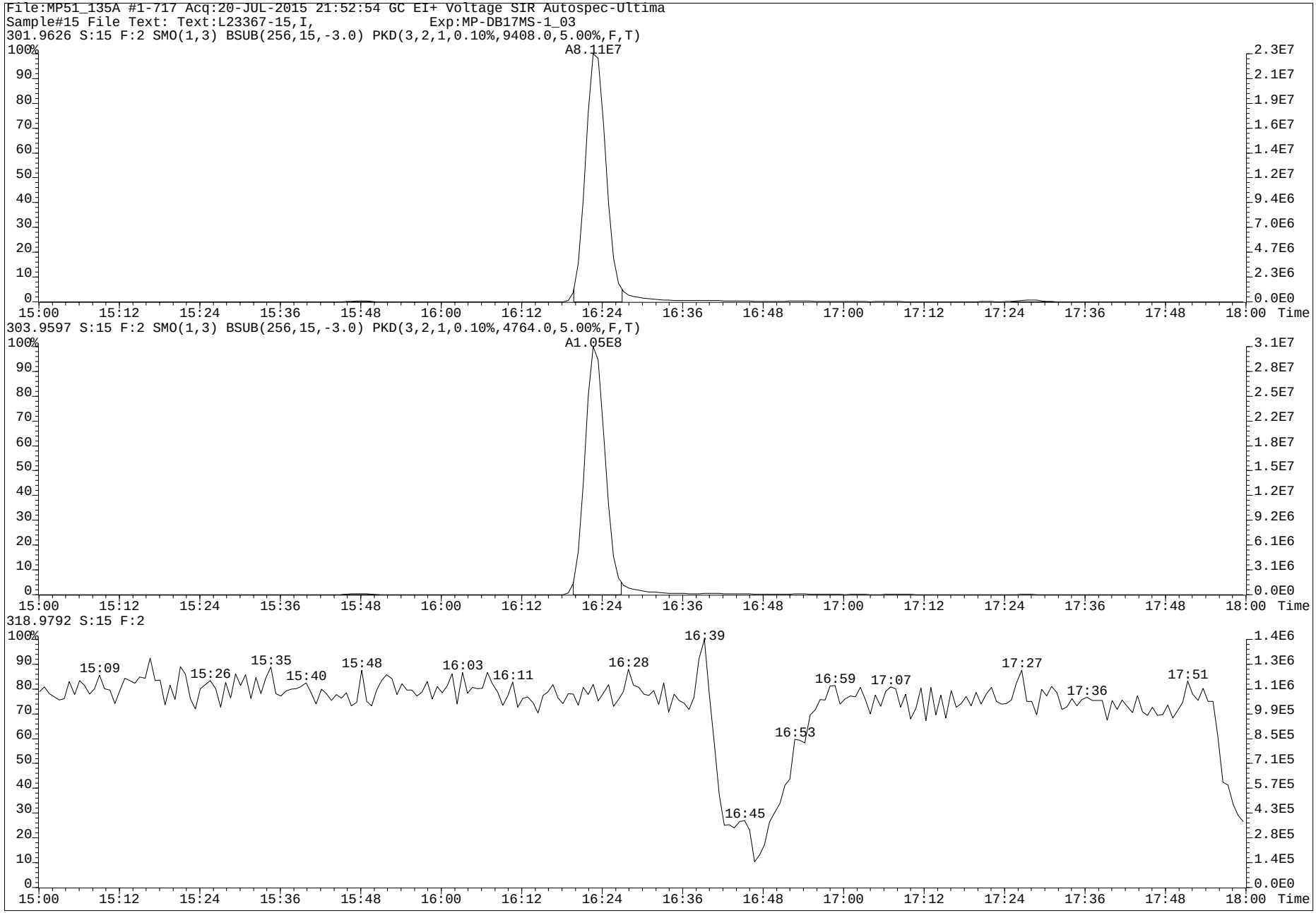
File:MP51_135A #1-717 Acq:20-JUL-2015 21:52:54 GC EI+ Voltage SIR Autospec-Ultima
Sample#15 File Text: Text:L23367-15,I, Exp:MP-DB17MS-1_03
301.9626 S:15 F:2 SMO(1,3) BSUB(256,15,-3.0) PKD(3,2,1,0.10%,9408.0,5.00%,F,T)
A8.11E7
303.9597 S:15 F:2 SMO(1,3) BSUB(256,15,-3.0) PKD(3,2,1,0.10%,4764.0,5.00%,F,T)
A1.05E8
318.9792 S:15 F:2
15:09
15:26
15:35
15:40
15:48
16:03
16:11
16:28
16:39
16:45
16:53
16:59
17:07
17:27
17:36
17:51
Time

www.axysanalytical.com

Run #21 Filename MP51_135A S: 16 I: 1 Acquired: 20-JUL-15 22:26:59 Processed: 21-JUL-15 12:26:13
Run: mp51_135A-A Analyte: MP-DB17-S12 Cal: mp51_134-8A Results: mp51_135a-a Version: V3.6 6-JAN-2000 17:51:42
Sample text: L23367-16,W, Comments: 4,WG51828,2.0/800uL
sample size: 4.180000 conc units: pg/mL total toxicity: 12845.» F1: 1.0000 F2: 1.0000

	Typ	Name	#Hom	Resp	RA		RT	Conc	Tox #1	DL	Rec	M?
1	Unk	1-OH-Naphthalene	1	1.44e+07	1.20	n	8:11	1421.523	142	405.4711	-	n
2	Unk	1-OH-Pyrene	1	2.44e+09	1.86	n	20:45	117428.131	11743	605.9596	-	n
3	Unk	3-OH-Chrysene	1	2.75e+07	1.83	n	23:02	2407.693	241	2733.3279	-	y
4	Unk	3-OH-Benz[a]anthracene	1	1.42e+06	2.48	n	23:13	103.130	52	2162.4917	-	y
5	Unk	7,8-OH-Benzo[a]pyrene-C	0	*	*	n	NotFnd	*	*	*	-	n
6	Unk	7,8-OH-Benzo[a]pyrene-T	0	*	*	n	NotFnd	*	*	*	-	n
7	Unk	7,8-OH-Benzo[a]pyrene-3	0	*	*	n	NotFnd	*	*	*	-	n
8	Unk	9-OH-Benzo[a]pyrene	1	1.02e+07	3.91	n	26:33	1967.982	197	163.5765	-	n
9	Unk	3-OH-Benzo[a]pyrene	1	1.78e+07	5.09	n	26:46	4712.569	471	322.1033	-	y
10	Unk	7,8-OH-Benzo[a]pyrene-4	0	*	*	n	NotFnd	*	*	*	-	n
11	IS	13C6-1-OH-Naphthalene	1	1.01e+08	0.90	n	8:11	7233.017	-	1219.0237	60.5	n
12	IS	13C6-1-OH-Pyrene	1	2.45e+08	2.81	n	20:45	12907.012	-	196.7622	107.9	n
13	IS	13C6-1-OH-BAA	1	1.69e+08	2.16	n	22:29	11503.136	-	255.4144	95.4	n
14	IS	13C6-3-OH-Chrysene	1	1.69e+08	1.91	n	23:02	10168.841	-	225.5250	84.2	n
15	IS	D11-3-OH-Benzo[a]pyrene	1	6.99e+07	5.91	n	26:41	9640.787	-	54.8927	81.0	n
16	IS	13C-CL4-OH-PCB-79	1	4.61e+06	0.76	y	20:05	1754.898	-	101.3661	73.4	n
17	IS	13C-CL4-PCB-79	0	*	*	n	NotFnd	*	-	*	Div0	n
18	RS	13C-CL4-PCB-81	1	2.98e+07	0.79	y	16:25	2.255	-	-	-	n
19	Tot	Fn1 Lock	-	-			-	-	-	-	-	n
20	Tot	Fn2 Lock	-	-			-	-	-	-	-	n
21	Tot	Fn3 Lock	-	-			-	-	-	-	-	n
22	Tot	Fn4 Lock	-	-			-	-	-	-	-	n
23	Tot	Fn4 Lock	-	-			-	-	-	-	-	n
24	Tot	Fn5 Lock	-	-			-	-	-	-	-	n
25	Tot	Fn6 Lock	-	-			-	-	-	-	-	n

x Conc. & DL by 1.045

PV AS 8-AUG-2015

SU by MW 12-Aug-2015

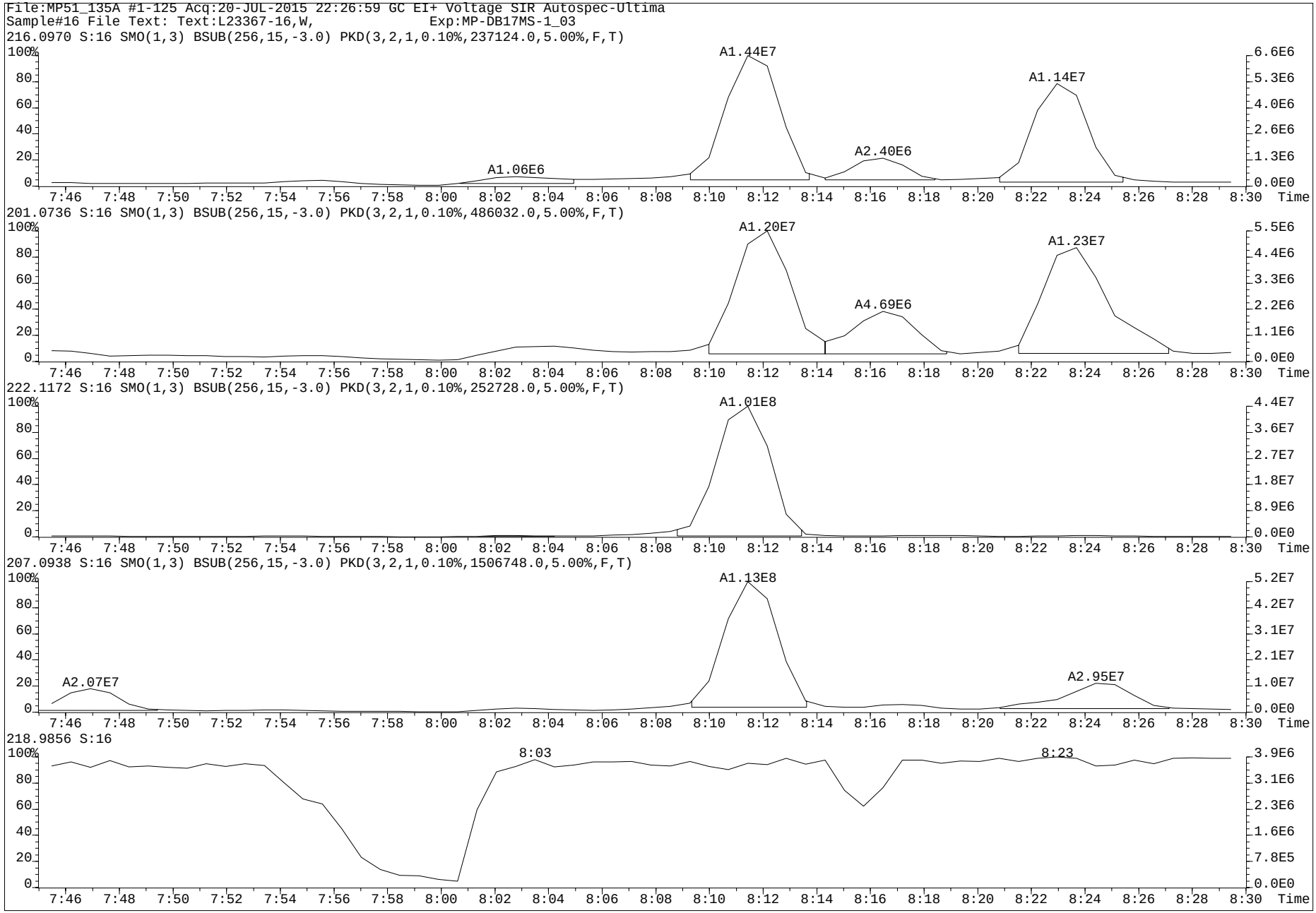
File:MP51_135A #1-125 Acq:20-JUL-2015 22:26:59 GC EI+ Voltage SIR Autospec-Ultima
Sample#16 File Text: Text:L23367-16,W, Exp:MP-DB17MS-1_03
216.0970 S:16 SMO(1,3) BSUB(256,15,-3.0) PKD(3,2,1,0.10%,237124.0,5.00%,F,T)
A1.44E7
A1.14E7
A2.40E6
A1.06E6
201.0736 S:16 SMO(1,3) BSUB(256,15,-3.0) PKD(3,2,1,0.10%,486032.0,5.00%,F,T)
A1.20E7
A1.23E7
A4.69E6
222.1172 S:16 SMO(1,3) BSUB(256,15,-3.0) PKD(3,2,1,0.10%,252728.0,5.00%,F,T)
A1.01E8
207.0938 S:16 SMO(1,3) BSUB(256,15,-3.0) PKD(3,2,1,0.10%,1506748.0,5.00%,F,T)
A1.13E8
A2.07E7
A2.95E7
218.9856 S:16
8:03
8:23
Time

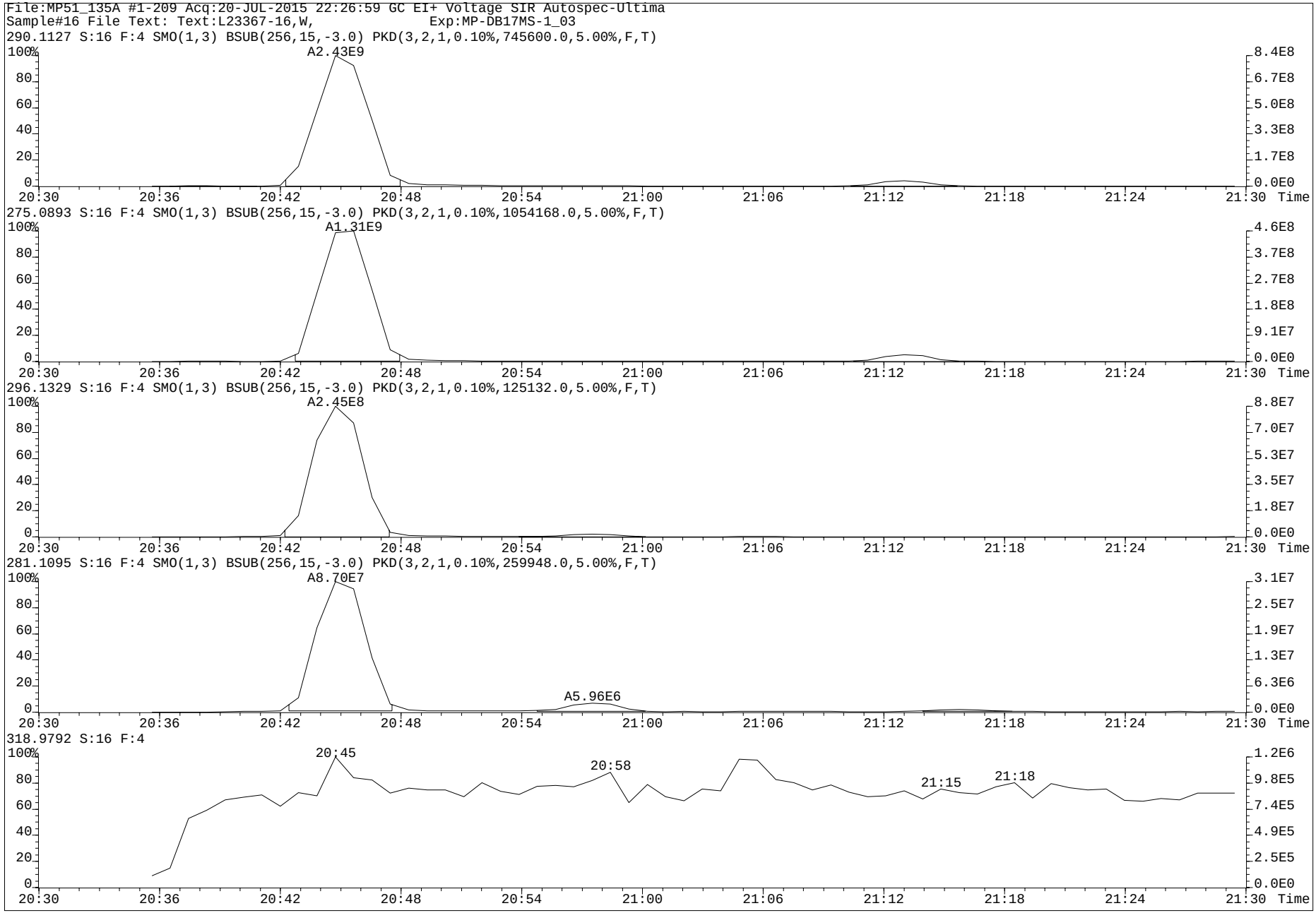
File:MP51_135A #1-209 Acq:20-JUL-2015 22:26:59 GC EI+ Voltage SIR Autospec-Ultima
Sample#16 File Text: Text:L23367-16,W, Exp:MP-DB17MS-1_03
290.1127 S:16 F:4 SMO(1,3) BSUB(256,15,-3.0) PKD(3,2,1,0.10%,745600.0,5.00%,F,T)
A2.43E9
275.0893 S:16 F:4 SMO(1,3) BSUB(256,15,-3.0) PKD(3,2,1,0.10%,1054168.0,5.00%,F,T)
A1.31E9
296.1329 S:16 F:4 SMO(1,3) BSUB(256,15,-3.0) PKD(3,2,1,0.10%,125132.0,5.00%,F,T)
A2.45E8
281.1095 S:16 F:4 SMO(1,3) BSUB(256,15,-3.0) PKD(3,2,1,0.10%,259948.0,5.00%,F,T)
A8.70E7
A5.96E6
318.9792 S:16 F:4
20:45
20:58
21:15
21:18
Time

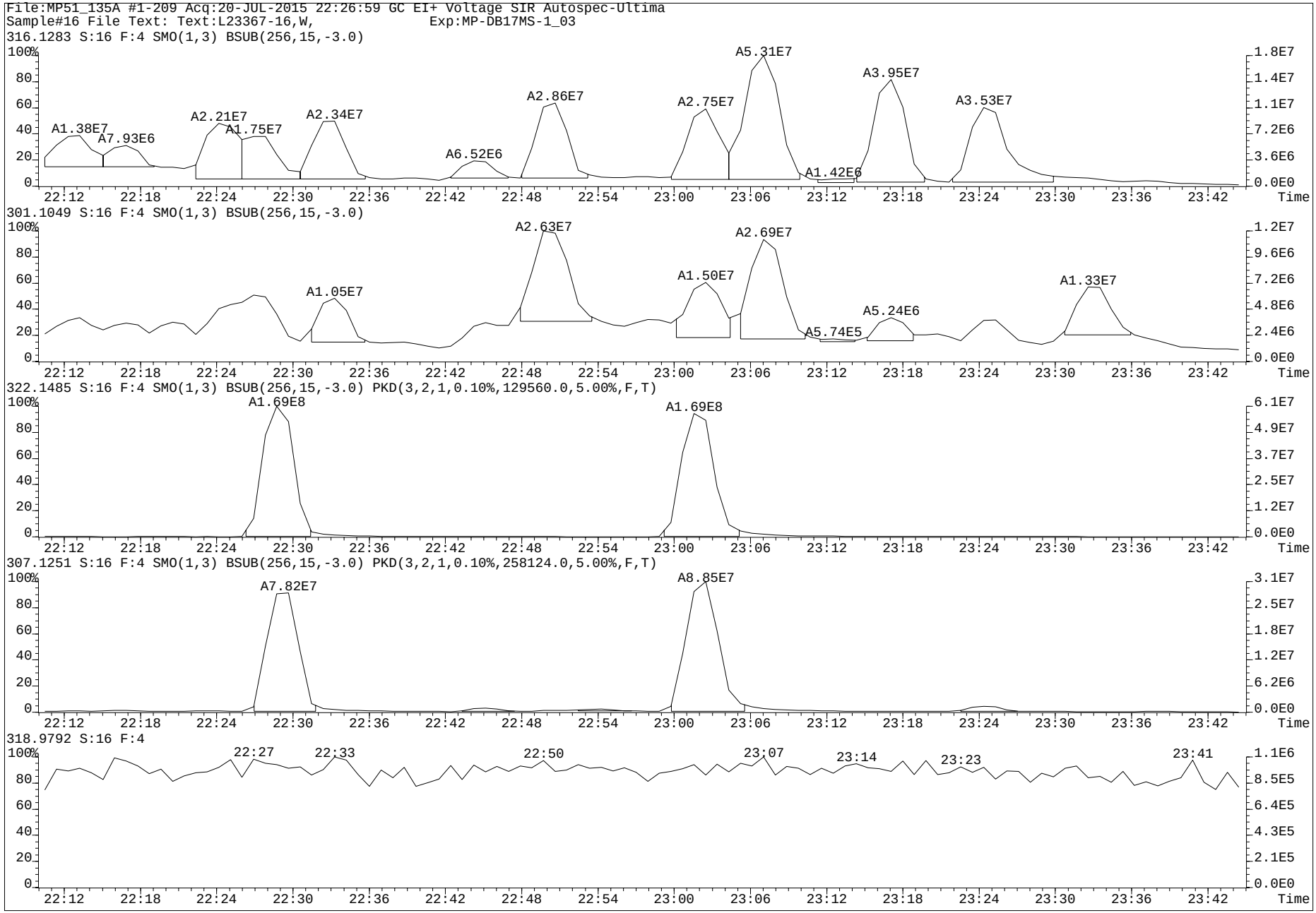
File:MP51_135A #1-209 Acq:20-JUL-2015 22:26:59 GC EI+ Voltage SIR Autospec-Ultima
Sample#16 File Text: Text:L23367-16,W, Exp:MP-DB17MS-1_03
316.1283 S:16 F:4 SMO(1,3) BSUB(256,15,-3.0)
A1.38E7
A7.93E6
A2.21E7
A1.75E7
A2.34E7
A6.52E6
A2.86E7
A2.75E7
A5.31E7
A1.42E6
A3.95E7
A3.53E7
301.1049 S:16 F:4 SMO(1,3) BSUB(256,15,-3.0)
A1.05E7
A2.63E7
A1.50E7
A2.69E7
A5.74E5
A5.24E6
A1.33E7
322.1485 S:16 F:4 SMO(1,3) BSUB(256,15,-3.0) PKD(3,2,1,0.10%,129560.0,5.00%,F,T)
A1.69E8
A1.69E8
307.1251 S:16 F:4 SMO(1,3) BSUB(256,15,-3.0) PKD(3,2,1,0.10%,258124.0,5.00%,F,T)
A7.82E7
A8.85E7
318.9792 S:16 F:4
22:27
22:33
22:50
23:07
23:14
23:23
23:41
Time

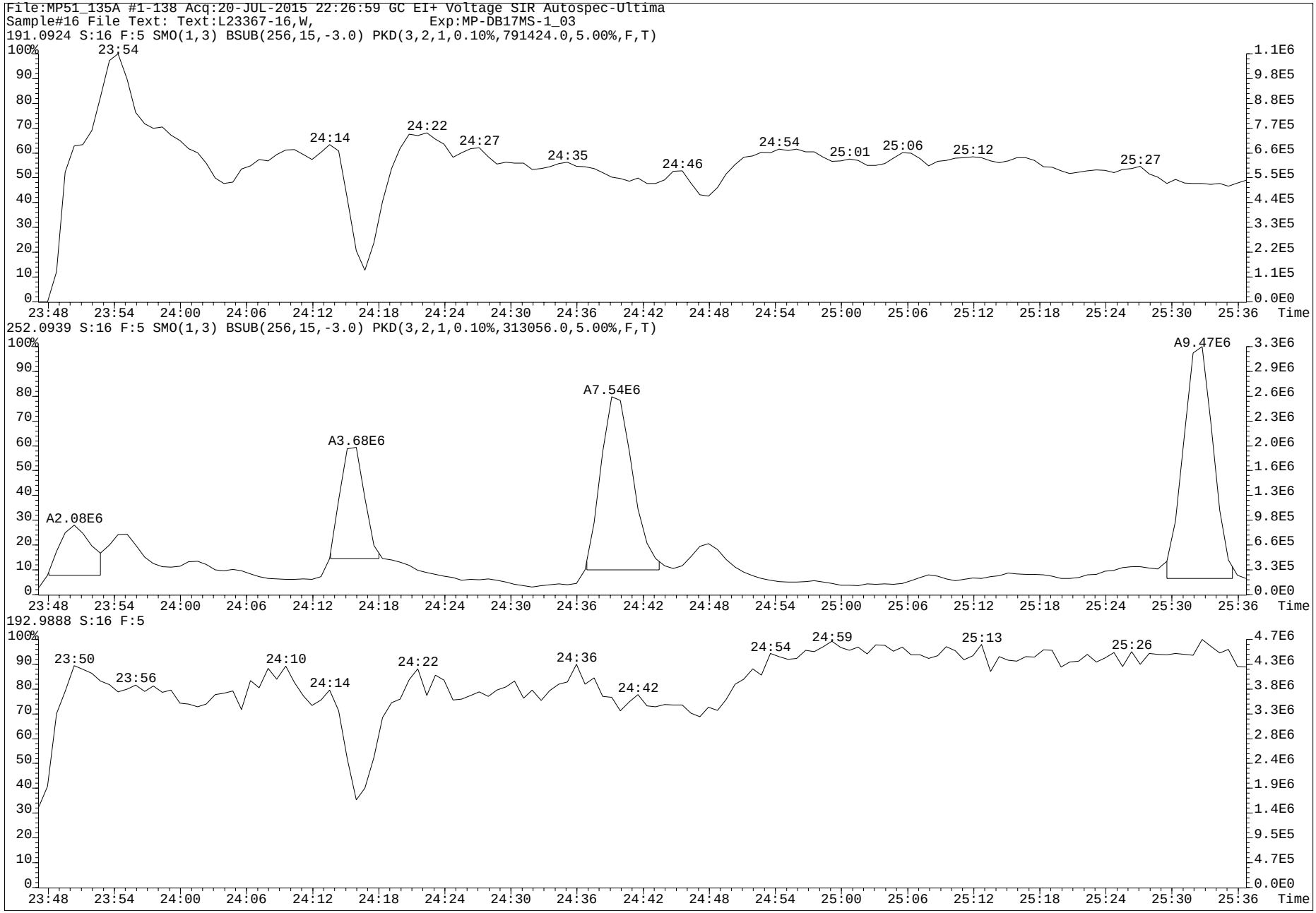
File:MP51_135A #1-138 Acq:20-JUL-2015 22:26:59 GC EI+ Voltage SIR Autospec-Ultima
Sample#16 File Text: Text:L23367-16,W, Exp:MP-DB17MS-1_03
191.0924 S:16 F:5 SMO(1,3) BSUB(256,15,-3.0) PKD(3,2,1,0.10%,791424.0,5.00%,F,T)
23:54
24:14
24:22
24:27
24:35
24:46
24:54
25:01
25:06
25:12
25:27
252.0939 S:16 F:5 SMO(1,3) BSUB(256,15,-3.0) PKD(3,2,1,0.10%,313056.0,5.00%,F,T)
A2.08E6
A3.68E6
A7.54E6
A9.47E6
192.9888 S:16 F:5
23:50
23:56
24:10
24:14
24:22
24:36
24:42
24:54
24:59
25:13
25:26
Time

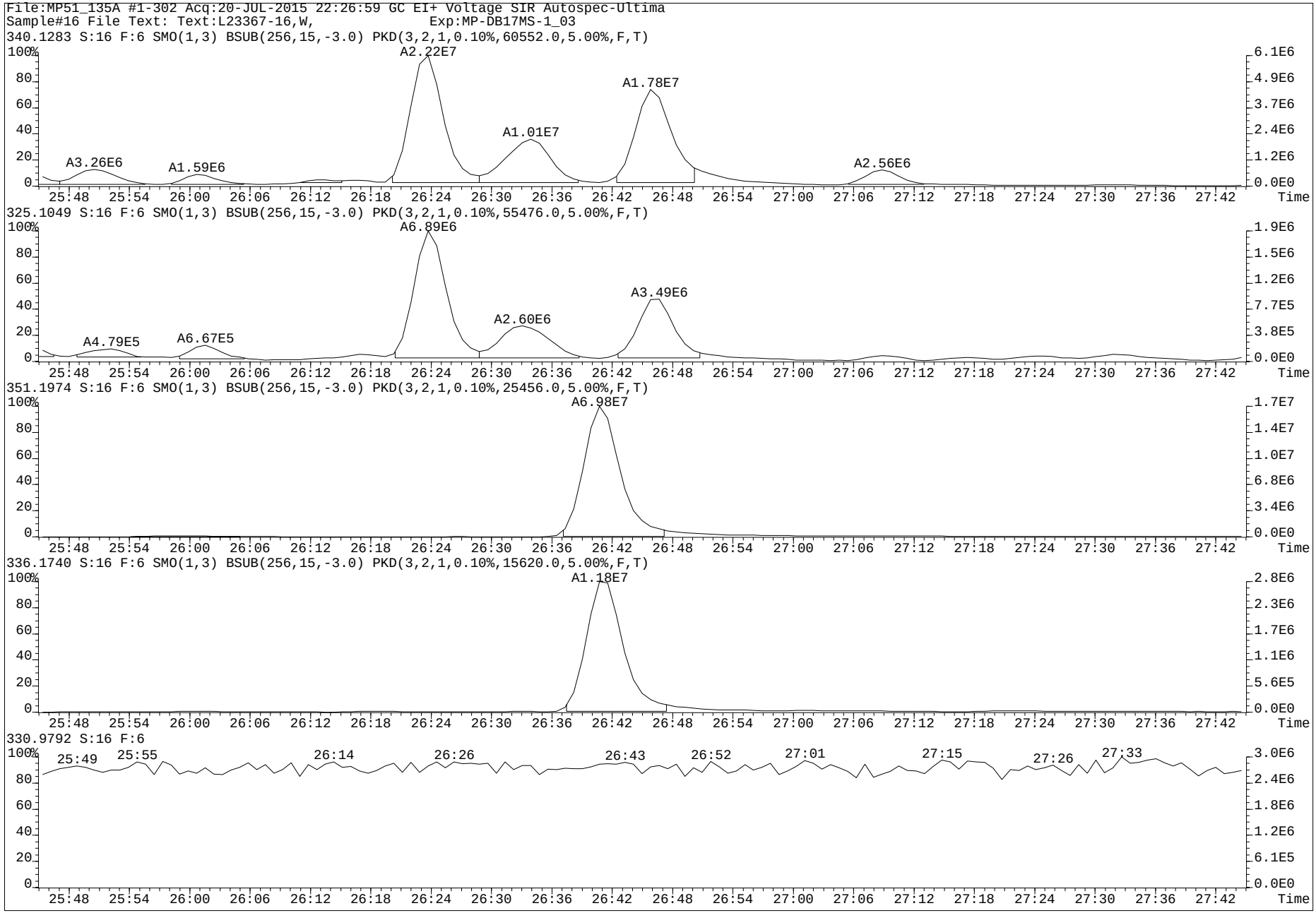
File:MP51_135A #1-302 Acq:20-JUL-2015 22:26:59 GC EI+ Voltage SIR Autospec-Ultima
Sample#16 File Text: Text:L23367-16,W, Exp:MP-DB17MS-1_03
340.1283 S:16 F:6 SMO(1,3) BSUB(256,15,-3.0) PKD(3,2,1,0.10%,60552.0,5.00%,F,T)
A3.26E6
A1.59E6
A2.22E7
A1.01E7
A1.78E7
A2.56E6
325.1049 S:16 F:6 SMO(1,3) BSUB(256,15,-3.0) PKD(3,2,1,0.10%,55476.0,5.00%,F,T)
A4.79E5
A6.67E5
A6.89E6
A2.60E6
A3.49E6
351.1974 S:16 F:6 SMO(1,3) BSUB(256,15,-3.0) PKD(3,2,1,0.10%,25456.0,5.00%,F,T)
A6.98E7
336.1740 S:16 F:6 SMO(1,3) BSUB(256,15,-3.0) PKD(3,2,1,0.10%,15620.0,5.00%,F,T)
A1.18E7
330.9792 S:16 F:6
25:49
25:55
26:14
26:26
26:43
26:52
27:01
27:15
27:26
27:33
Time

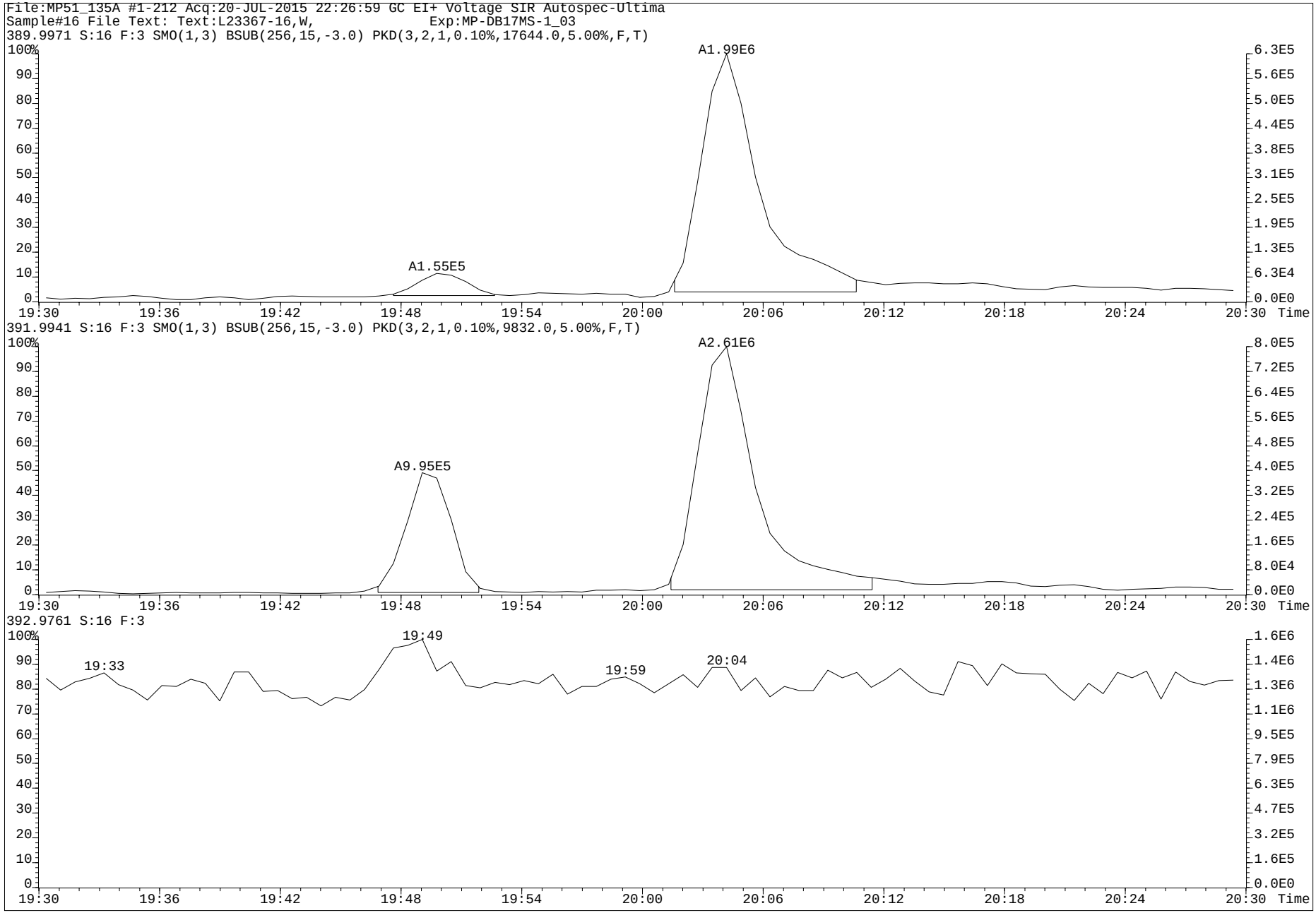
File:MP51_135A #1-212 Acq:20-JUL-2015 22:26:59 GC EI+ Voltage SIR Autospec-Ultima
Sample#16 File Text: Text:L23367-16,W, Exp:MP-DB17MS-1_03
389.9971 S:16 F:3 SMO(1,3) BSUB(256,15,-3.0) PKD(3,2,1,0.10%,17644.0,5.00%,F,T)
A1.99E6
A1.55E5
391.9941 S:16 F:3 SMO(1,3) BSUB(256,15,-3.0) PKD(3,2,1,0.10%,9832.0,5.00%,F,T)
A2.61E6
A9.95E5
392.9761 S:16 F:3
19:49
19:33
19:59
20:04
19:30 19:36 19:42 19:48 19:54 20:00 20:06 20:12 20:18 20:24 20:30 Time

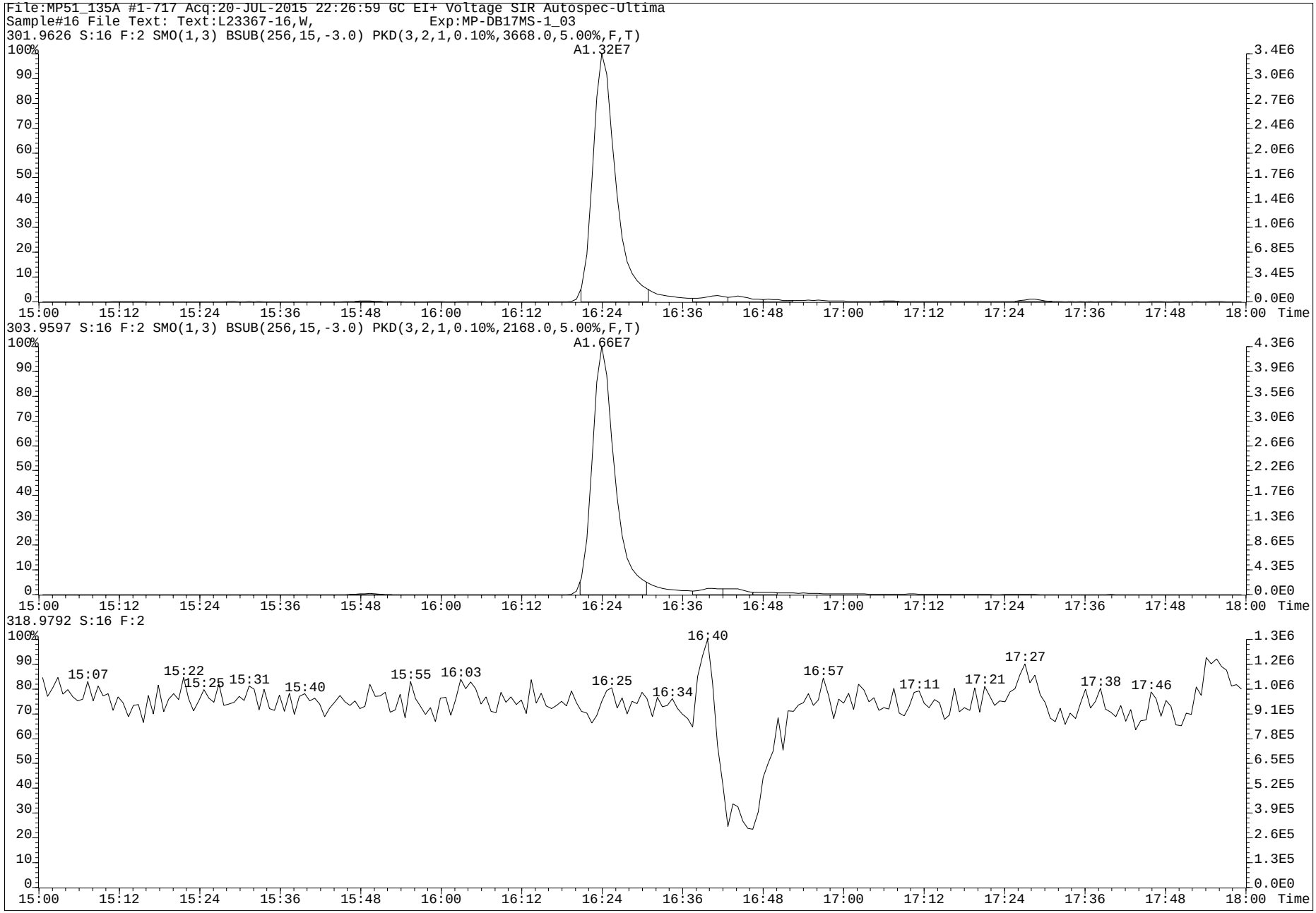
File:MP51_135A #1-717 Acq:20-JUL-2015 22:26:59 GC EI+ Voltage SIR Autospec-Ultima
Sample#16 File Text: Text:L23367-16,W, Exp:MP-DB17MS-1_03
301.9626 S:16 F:2 SMO(1,3) BSUB(256,15,-3.0) PKD(3,2,1,0.10%,3668.0,5.00%,F,T)
A1.32E7
303.9597 S:16 F:2 SMO(1,3) BSUB(256,15,-3.0) PKD(3,2,1,0.10%,2168.0,5.00%,F,T)
A1.66E7
318.9792 S:16 F:2
15:07
15:22
15:25
15:31
15:40
15:55
16:03
16:25
16:34
16:40
16:57
17:11
17:21
17:27
17:38
17:46
Time

OPUSquan 24-JUL-2015 Page 8

Run #16 Filename MP51_136B S: 8 I: 1 Acquired: 23-JUL-15 01:59:10 Processed: 23-JUL-15 13:22:36
Run: mp51_136b-a Analyte: MP-DB17-S12 Cal: mp51_134-8a Results: mp51_136b-b Version: V3.6 6-JAN-2000 17:51:42
Sample text: L23367-17,WI2, Comments: 4,WG51828,2.0/800uL
sample size: 4.222000 x conc units: pg/g ML total toxicity: 111386» F1: 1.0000 F2: 1.0000

	Typ	Name	#Hom	Resp	RA		RT	Conc	Tox #1	DL	Rec	M?
1	Unk	1-OH-Naphthalene	1	9.65e+07	0.82	n	8:07	16961.803	1696	684.1253	-	n
2	Unk	1-OH-Pyrene	1	5.12e+09	1.25	n	20:39	388288.037	38829	4168.7151	-	n
3	Unk	3-OH-Chrysene	1	7.92e+08	1.92	n	22:55	77545.662	7755	3207.0098	-	n
4	Unk	3-OH-Benz[a]anthracene	1	1.43e+08	2.56	n	23:06	11730.144	5865	2493.4422	-	n
5	Unk	7,8-OH-Benzo[a]pyrene-C	0	*	*	n	NotFnd	*	*	*	-	n
6	Unk	7,8-OH-Benzo[a]pyrene-T	0	*	*	n	NotFnd	*	*	*	-	n
7	Unk	7,8-OH-Benzo[a]pyrene-3	1	1.32e+08	4.69	n	26:02	*	*	*	-	n
8	Unk	9-OH-Benzo[a]pyrene	1	7.03e+08	6.20	n	26:22	152368.848	15237	235.2970	-	n
9	Unk	x 3-OH-Benzo[a]pyrene	1	1.60e+09	5.66	n	26:33	420051.517	42005	381.8286	OLR -	n
10	Unk	7,8-OH-Benzo[a]pyrene-4	1	2.81e+08	9.58	n	26:55	*	*	*	-	n
11	IS	13C6-1-OH-Naphthalene	1	5.62e+07	0.70	n	8:06	4737.071	-	352.2996	40.0	n
12	IS	13C6-1-OH-Pyrene	1	1.54e+08	2.99	n	20:39	9584.687	-	242.6956	80.9	n
13	IS	13C6-1-OH-BAA	1	1.48e+08	2.38	n	22:23	11901.107	-	897.9612	99.7	n
14	IS	13C6-3-OH-Chrysene	1	1.50e+08	2.00	n	22:55	10607.854	-	792.8788	✓ 88.7	n
15	IS	x D11-3-OH-Benzo[a]pyrene	1	6.99e+07	7.07	n	26:28	11369.816	-	43.9407	96.5	n
16	IS	13C-CL4-OH-PCB-79	1	2.80e+06	0.78	y	19:57	1257.299	-	129.1883	53.1	n
17	IS	13C-CL4-PCB-79	1	1.55e+05	4.29	n	17:16	*	-	*	Div0	n
18	RS	13C-CL4-PCB-81	1	2.51e+07	0.79	y	16:13	1.875	-	-	-	n
19	Tot	Fn1 Lock	-	-			-	-	-	-	-	n
20	Tot	Fn2 Lock	-	-			-	-	-	-	-	n
21	Tot	Fn3 Lock	-	-			-	-	-	-	-	n
22	Tot	Fn4 Lock	-	-			-	-	-	-	-	n
23	Tot	Fn4 Lock	-	-			-	-	-	-	-	n
24	Tot	Fn5 Lock	-	-			-	-	-	-	-	n
25	Tot	Fn6 Lock	-	-			-	-	-	-	-	n

x done by DC by 1.056

x Report from 'Niz' dilution.

PV AS 8-AUG-2015

SV by MW
12-Aug-2015

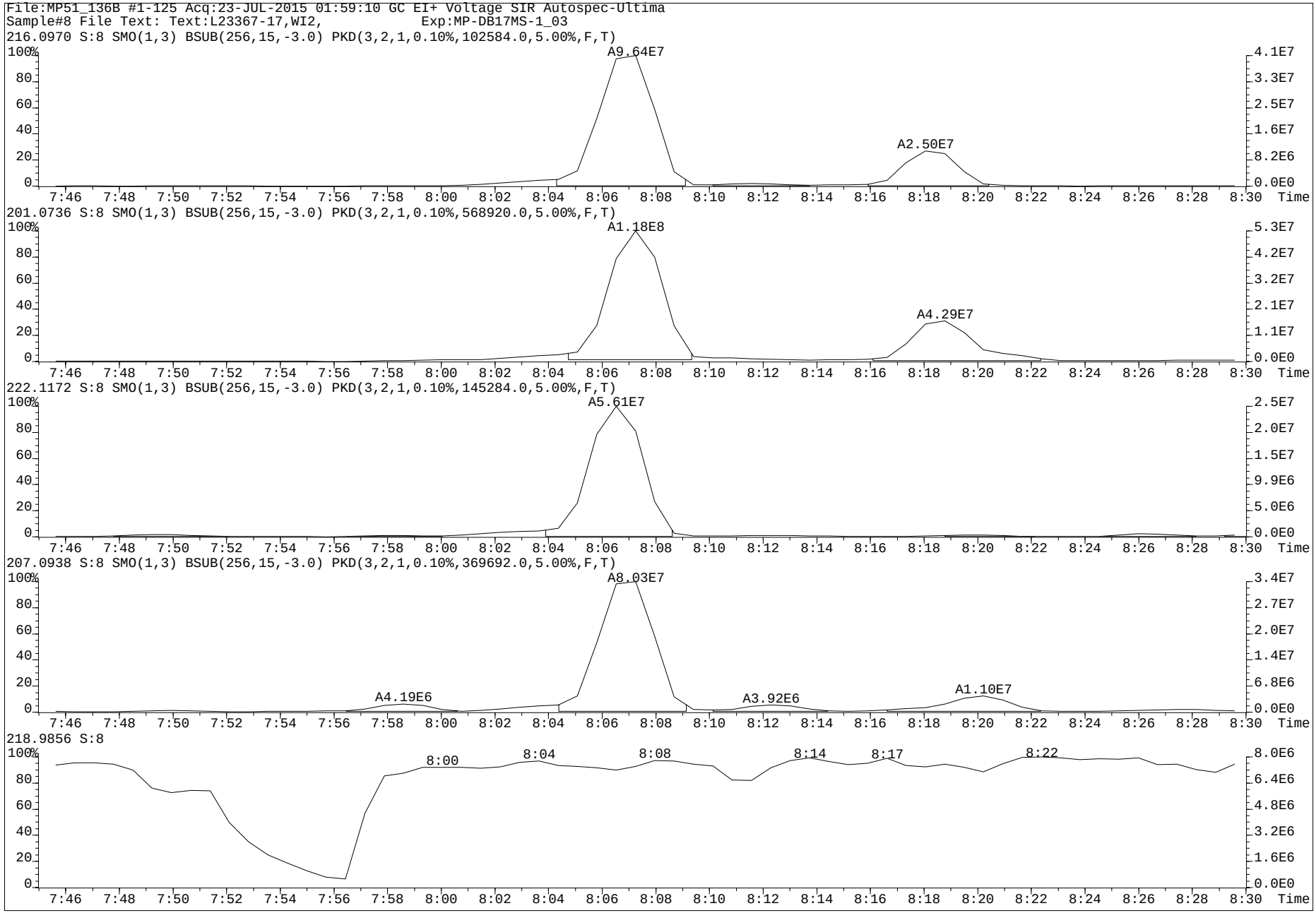
File:MP51_136B #1-125 Acq:23-JUL-2015 01:59:10 GC EI+ Voltage SIR Autospec-Ultima
Sample#8 File Text: Text:L23367-17,WI2, Exp:MP-DB17MS-1_03
216.0970 S:8 SMO(1,3) BSUB(256,15,-3.0) PKD(3,2,1,0.10%,102584.0,5.00%,F,T)
A9.64E7
A2.50E7
201.0736 S:8 SMO(1,3) BSUB(256,15,-3.0) PKD(3,2,1,0.10%,568920.0,5.00%,F,T)
A1.18E8
A4.29E7
222.1172 S:8 SMO(1,3) BSUB(256,15,-3.0) PKD(3,2,1,0.10%,145284.0,5.00%,F,T)
A5.61E7
207.0938 S:8 SMO(1,3) BSUB(256,15,-3.0) PKD(3,2,1,0.10%,369692.0,5.00%,F,T)
A8.03E7
A4.19E6
A3.92E6
A1.10E7
218.9856 S:8
8:00
8:04
8:08
8:14
8:17
8:22
Time

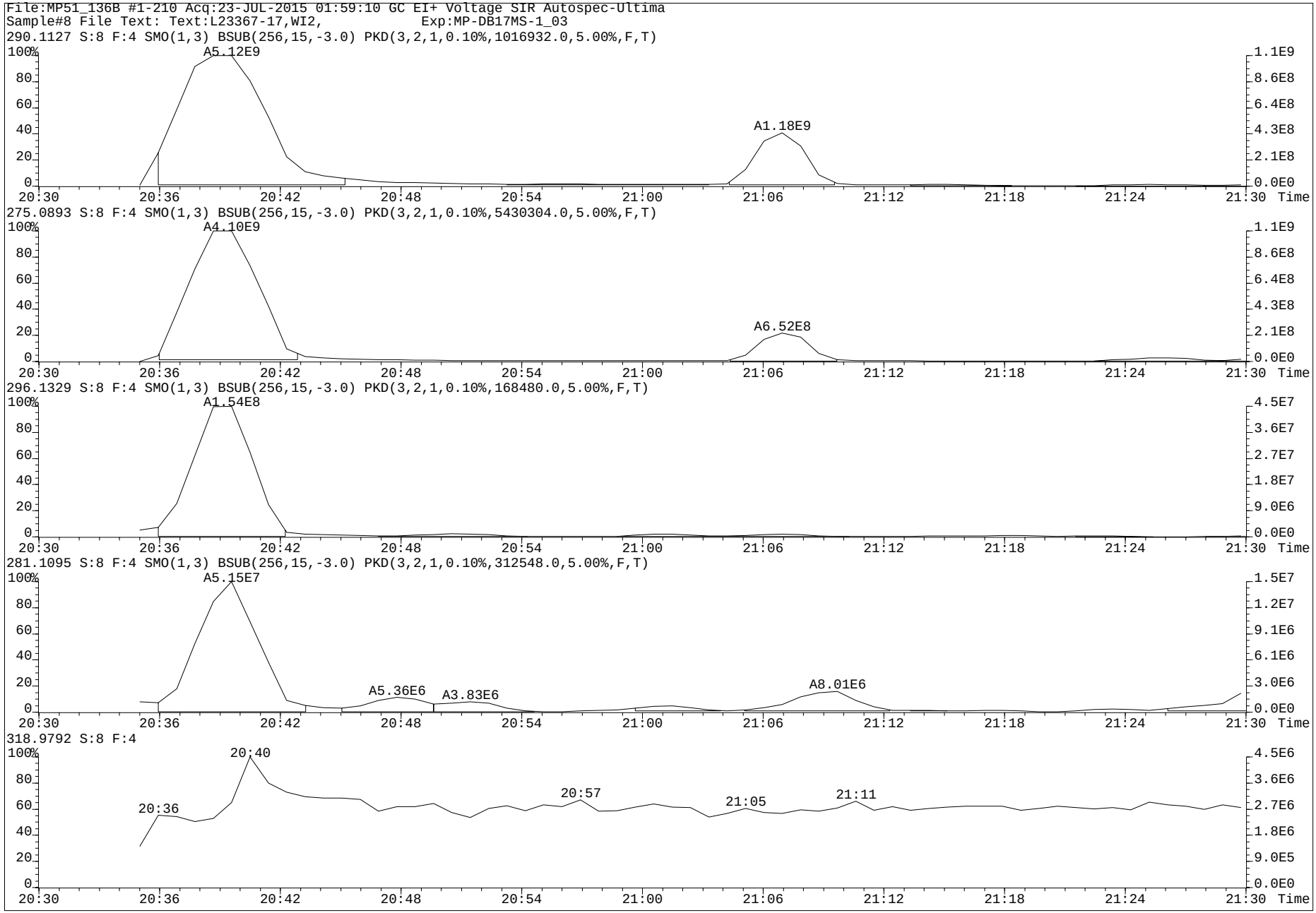
File:MP51_136B #1-210 Acq:23-JUL-2015 01:59:10 GC EI+ Voltage SIR Autospec-Ultima
Sample#8 File Text: Text:L23367-17,WI2, Exp:MP-DB17MS-1_03
290.1127 S:8 F:4 SMO(1,3) BSUB(256,15,-3.0) PKD(3,2,1,0.10%,1016932.0,5.00%,F,T)
A5.12E9
A1.18E9
275.0893 S:8 F:4 SMO(1,3) BSUB(256,15,-3.0) PKD(3,2,1,0.10%,5430304.0,5.00%,F,T)
A4.10E9
A6.52E8
296.1329 S:8 F:4 SMO(1,3) BSUB(256,15,-3.0) PKD(3,2,1,0.10%,168480.0,5.00%,F,T)
A1.54E8
281.1095 S:8 F:4 SMO(1,3) BSUB(256,15,-3.0) PKD(3,2,1,0.10%,312548.0,5.00%,F,T)
A5.15E7
A5.36E6
A3.83E6
A8.01E6
318.9792 S:8 F:4
20:40
20:36
20:57
21:05
21:11
Time

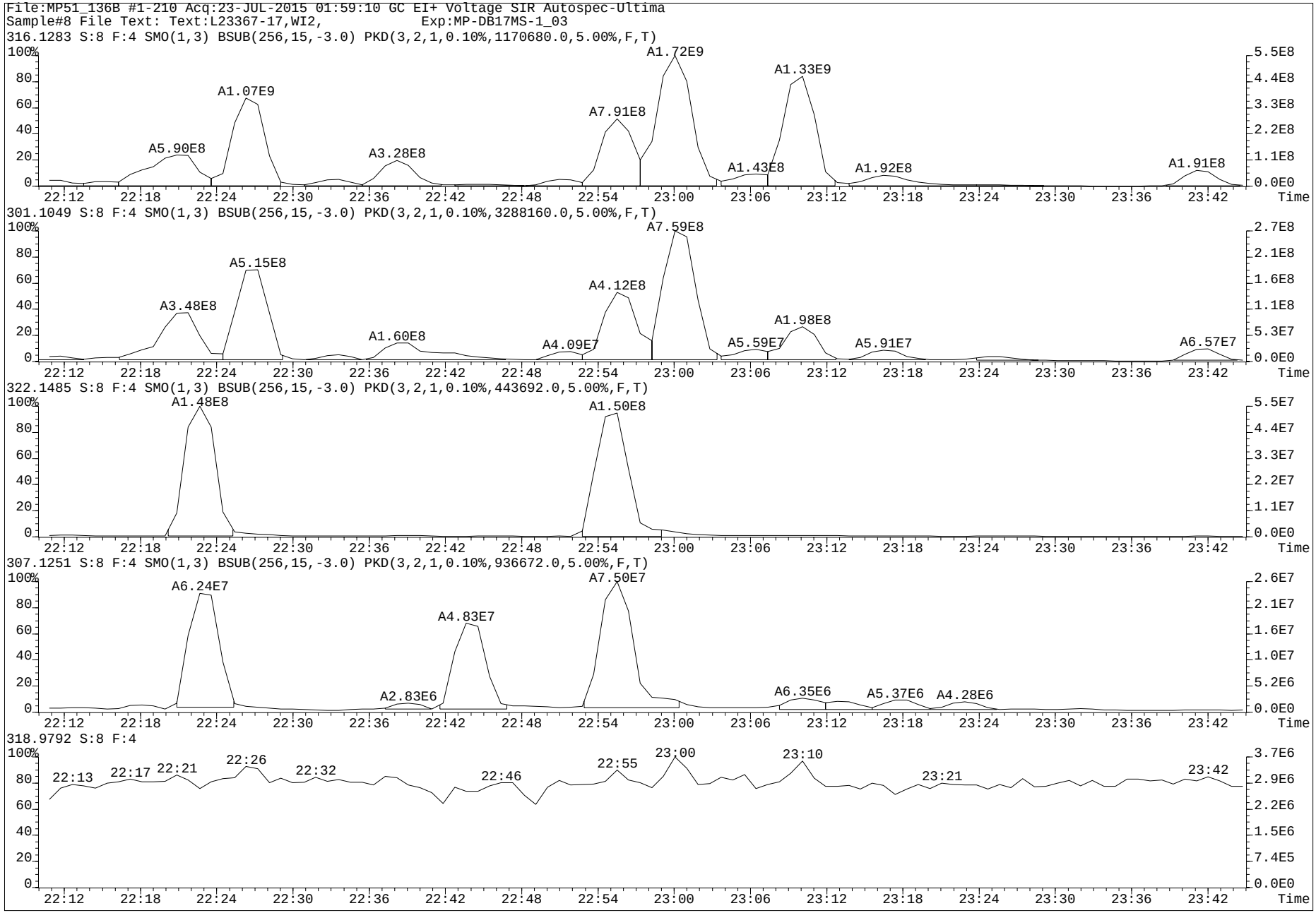
File:MP51_136B #1-210 Acq:23-JUL-2015 01:59:10 GC EI+ Voltage SIR Autospec-Ultima
Sample#8 File Text: Text:L23367-17,WI2, Exp:MP-DB17MS-1_03
316.1283 S:8 F:4 SMO(1,3) BSUB(256,15,-3.0) PKD(3,2,1,0.10%,1170680.0,5.00%,F,T)
A5.90E8
A1.07E9
A3.28E8
A7.91E8
A1.72E9
A1.43E8
A1.33E9
A1.92E8
A1.91E8
301.1049 S:8 F:4 SMO(1,3) BSUB(256,15,-3.0) PKD(3,2,1,0.10%,3288160.0,5.00%,F,T)
A3.48E8
A5.15E8
A1.60E8
A4.09E7
A4.12E8
A7.59E8
A5.59E7
A1.98E8
A5.91E7
A6.57E7
322.1485 S:8 F:4 SMO(1,3) BSUB(256,15,-3.0) PKD(3,2,1,0.10%,443692.0,5.00%,F,T)
A1.48E8
A1.50E8
307.1251 S:8 F:4 SMO(1,3) BSUB(256,15,-3.0) PKD(3,2,1,0.10%,936672.0,5.00%,F,T)
A6.24E7
A2.83E6
A4.83E7
A7.50E7
A6.35E6
A5.37E6
A4.28E6
318.9792 S:8 F:4
22:13
22:17
22:21
22:26
22:32
22:46
22:55
23:00
23:10
23:21
23:42
Time

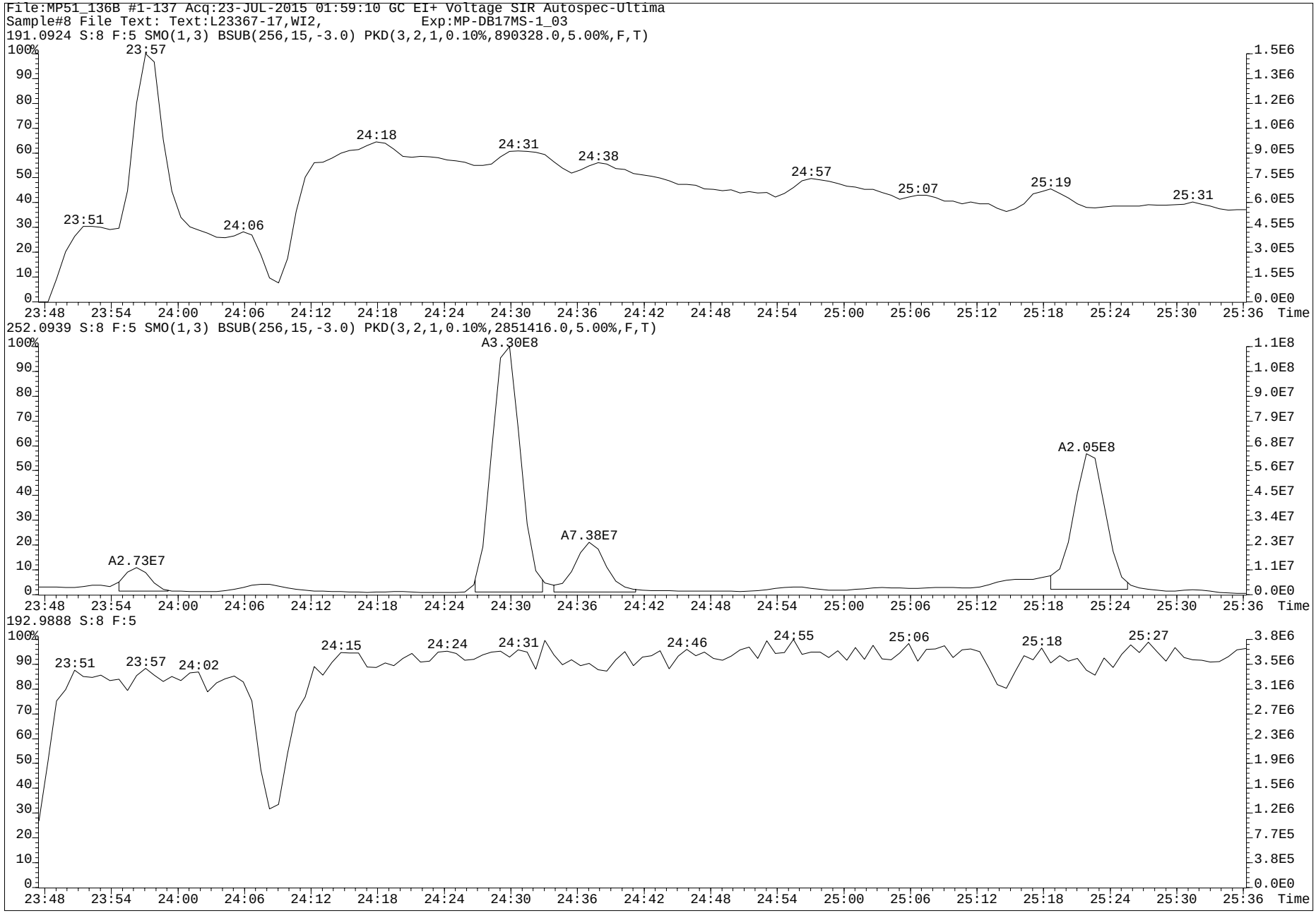
File:MP51_136B #1-137 Acq:23-JUL-2015 01:59:10 GC EI+ Voltage SIR Autospec-Ultima
Sample#8 File Text: Text:L23367-17,WI2, Exp:MP-DB17MS-1_03
191.0924 S:8 F:5 SMO(1,3) BSUB(256,15,-3.0) PKD(3,2,1,0.10%,890328.0,5.00%,F,T)
23:57
23:51
24:06
24:18
24:31
24:38
24:57
25:07
25:19
25:31
252.0939 S:8 F:5 SMO(1,3) BSUB(256,15,-3.0) PKD(3,2,1,0.10%,2851416.0,5.00%,F,T)
A3.30E8
A2.05E8
A7.38E7
A2.73E7
192.9888 S:8 F:5
23:51
23:57
24:02
24:15
24:24
24:31
24:46
24:55
25:06
25:18
25:27
Time

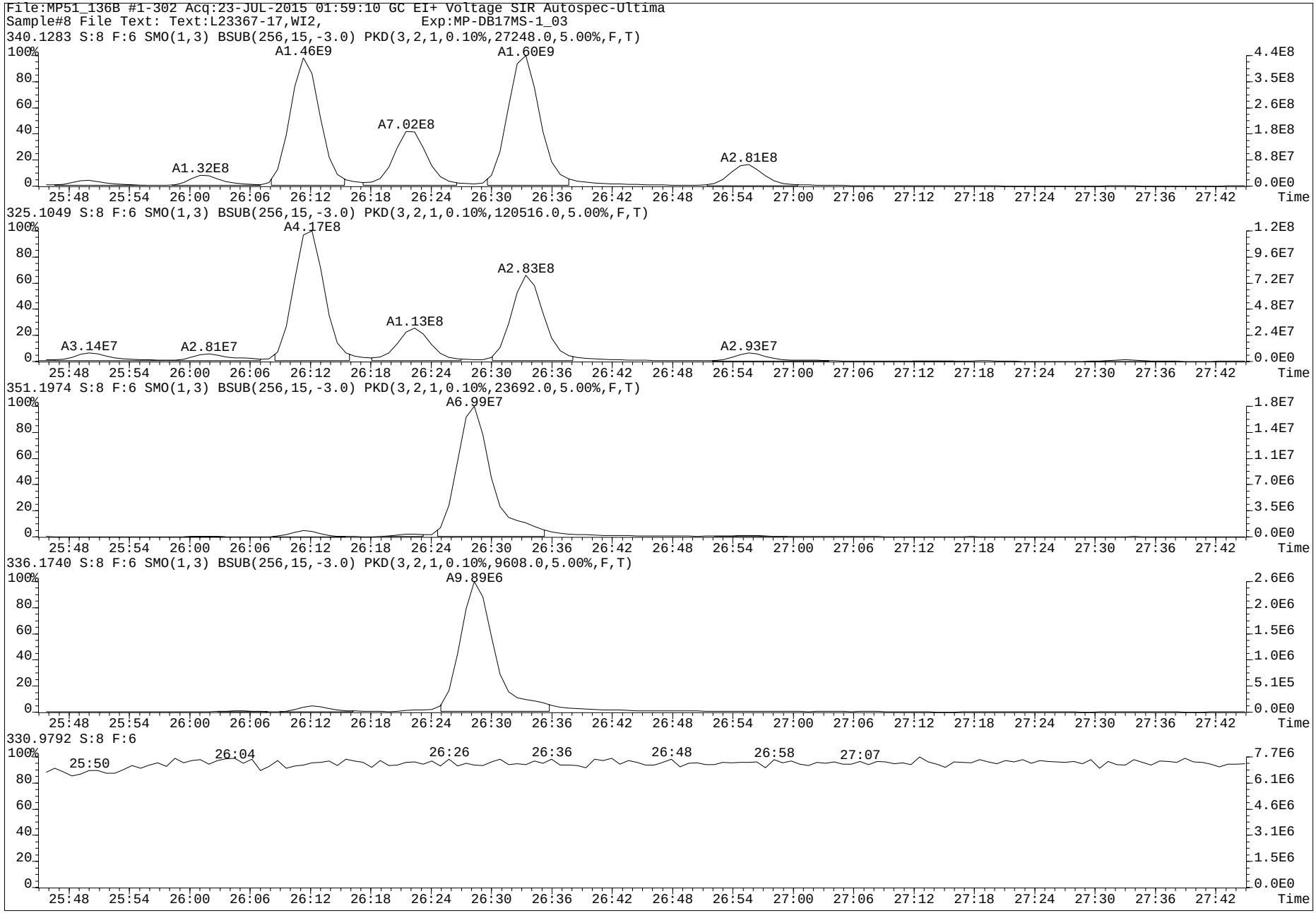
File:MP51_136B #1-302 Acq:23-JUL-2015 01:59:10 GC EI+ Voltage SIR Autospec-Ultima
Sample#8 File Text: Text:L23367-17,WI2, Exp:MP-DB17MS-1_03
340.1283 S:8 F:6 SMO(1,3) BSUB(256,15,-3.0) PKD(3,2,1,0.10%,27248.0,5.00%,F,T)
A1.46E9
A1.60E9
A7.02E8
A1.32E8
A2.81E8
325.1049 S:8 F:6 SMO(1,3) BSUB(256,15,-3.0) PKD(3,2,1,0.10%,120516.0,5.00%,F,T)
A4.17E8
A2.83E8
A1.13E8
A3.14E7
A2.81E7
A2.93E7
351.1974 S:8 F:6 SMO(1,3) BSUB(256,15,-3.0) PKD(3,2,1,0.10%,23692.0,5.00%,F,T)
A6.99E7
336.1740 S:8 F:6 SMO(1,3) BSUB(256,15,-3.0) PKD(3,2,1,0.10%,9608.0,5.00%,F,T)
A9.89E6
330.9792 S:8 F:6
25:50
26:04
26:26
26:36
26:48
26:58
27:07
Time

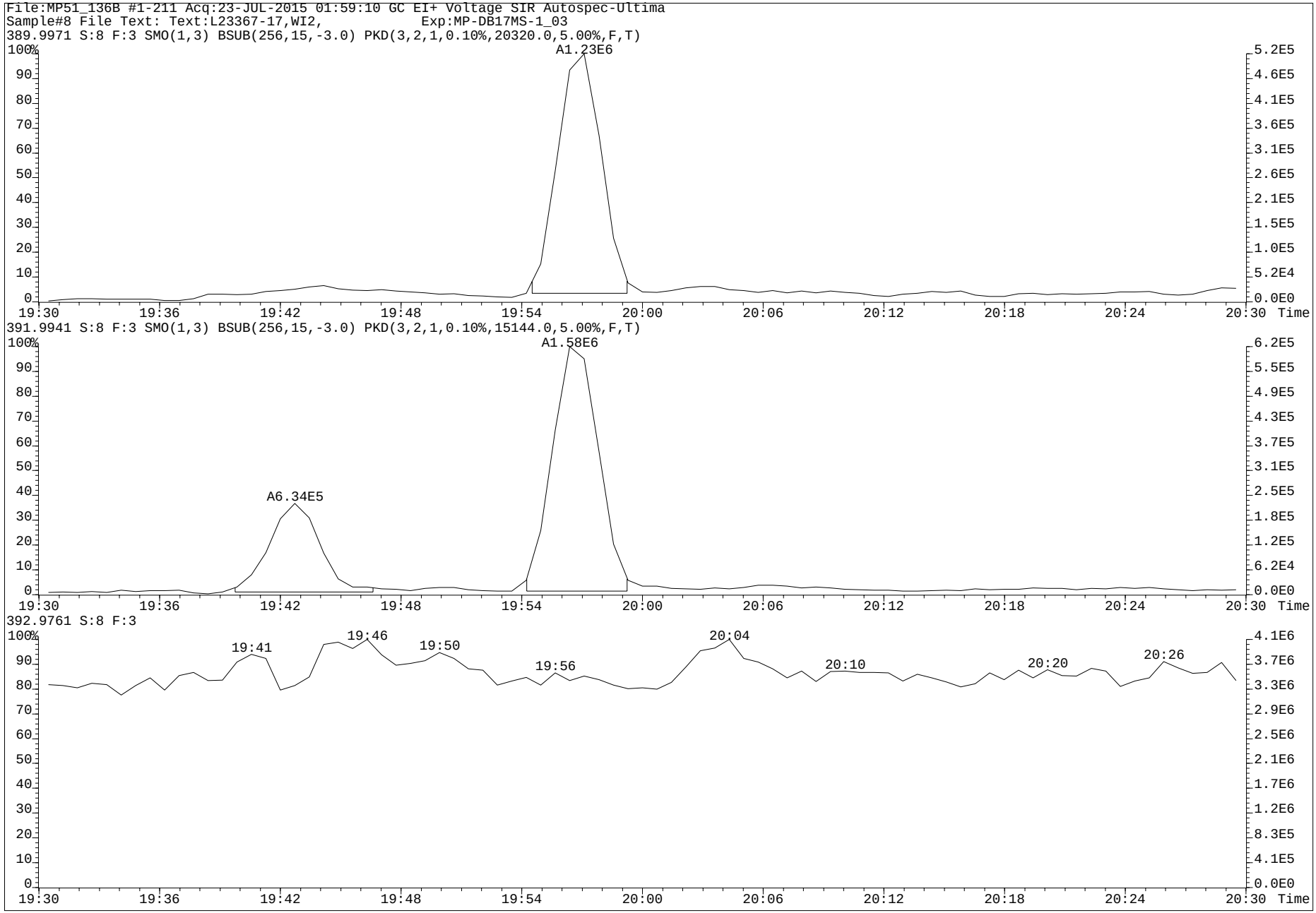
File:MP51_136B #1-211 Acq:23-JUL-2015 01:59:10 GC EI+ Voltage SIR Autospec-Ultima
Sample#8 File Text: Text:L23367-17,WI2, Exp:MP-DB17MS-1_03
389.9971 S:8 F:3 SMO(1,3) BSUB(256,15,-3.0) PKD(3,2,1,0.10%,20320.0,5.00%,F,T)
A1.23E6
391.9941 S:8 F:3 SMO(1,3) BSUB(256,15,-3.0) PKD(3,2,1,0.10%,15144.0,5.00%,F,T)
A1.58E6
A6.34E5
392.9761 S:8 F:3
19:41
19:46
19:50
19:56
20:04
20:10
20:20
20:26
Time

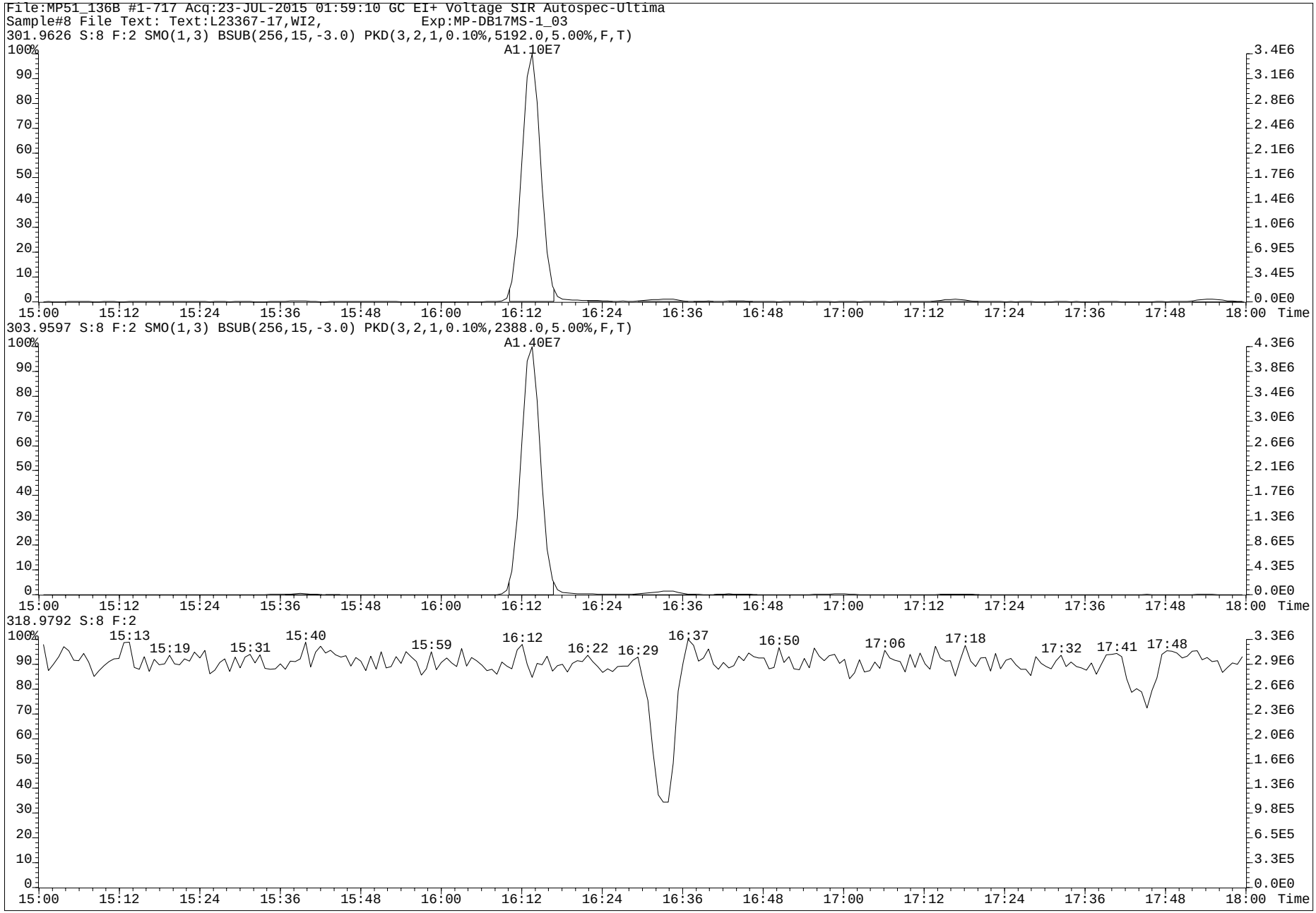
File:MP51_136B #1-717 Acq:23-JUL-2015 01:59:10 GC EI+ Voltage SIR Autospec-Ultima
Sample#8 File Text: Text:L23367-17,WI2, Exp:MP-DB17MS-1_03
301.9626 S:8 F:2 SMO(1,3) BSUB(256,15,-3.0) PKD(3,2,1,0.10%,5192.0,5.00%,F,T)
A1.10E7
303.9597 S:8 F:2 SMO(1,3) BSUB(256,15,-3.0) PKD(3,2,1,0.10%,2388.0,5.00%,F,T)
A1.40E7
318.9792 S:8 F:2
15:13
15:19
15:31
15:40
15:59
16:12
16:22
16:29
16:37
16:50
17:06
17:18
17:32
17:41
17:48
Time

Run #14 Filename MP51_141C S: 30 I: 1 Acquired: 6-AUG-15 17:04:22 Processed: 6-AUG-15 17:35:26
Run: mp51_141C-D Analyte: MP-DB17-S12 Cal: mp51_140J-8A Results: MP51_141C-D Version: V3.6 6-JAN-2000 17:51:42
Sample text: L23367-17,NI2, Comments: 20,WG51828,2.0/400uL
sample size: 4 ~~222000~~ x conc units: pg/~~g~~ mL total toxicity: 210523» F1: 1.0000 F2: 1.0000

	Typ	Name	#Hom	Resp	RA		RT	Conc	Tox #1	DL	Rec	M?
1	Unk	1-OH-Naphthalene	1	2.39e+07	1.14	n	8:07	16351.455	1635	336.7035	-	n
2	Unk	1-OH-Pyrene	1	3.39e+09	2.09	n	20:46	1384083.347	1384»	1530.1465	-	n
3	Unk	3-OH-Chrysene	1	1.14e+08	2.80	n	23:02	80730.241	8073	2579.2835	-	n
4	Unk	3-OH-Benz[a]anthracene	1	1.48e+07	2.42	n	23:12	8160.779	4080	1918.3273	-	y
5	Unk	7,8-OH-Benzo[a]pyrene-C	0	*	*	n	NotFnd	*	*	*	-	n
6	Unk	7,8-OH-Benzo[a]pyrene-T	0	*	*	n	NotFnd	*	*	*	-	n
7	Unk	7,8-OH-Benzo[a]pyrene-3	1	2.10e+07	7.15	n	26:11	*	*	*	-	n
8	Unk	9-OH-Benzo[a]pyrene	1	1.08e+08	8.33	n	26:31	121201.556	12120	542.6002	-	n
9	Unk	x 3-OH-Benzo[a]pyrene	1	2.47e+08	7.60	n	26:43	462061.962	46206	1337.6695	-	n
10	Unk	7,8-OH-Benzo[a]pyrene-4	1	3.94e+07	12.17	n	27:05	*	*	*	-	n
11	IS	13C6-1-OH-Naphthalene	1	1.56e+07	0.81	n	8:07	10902.126	-	613.2790	92.1	n
12	IS	13C6-1-OH-Pyrene	1	3.04e+07	4.60	n	20:46	16156.769	-	413.7945	136.4	n
13	IS	13C6-1-OH-BAA	1	2.36e+07	3.33	n	22:29	8182.181	-	663.0864	68.5	n
14	IS	13C6-3-OH-Chrysene	1	2.26e+07	2.84	n	23:02	7703.461	-	649.7828	64.4	n
15	IS	x D11-3-OH-Benzo[a]pyrene	1	1.08e+07	9.10	n	26:38	6008.141	-	69.9458	51.0	n
16	IS	13C-CL4-OH-PCB-79	1	4.77e+05	0.61	n	20:05	2397.265	-	865.4524	101.2	n
17	IS	13C-CL4-PCB-79	0	*	*	n	NotFnd	*	-	*	Div0	n
18	RS	13C-CL4-PCB-81	1	2.62e+06	0.83	y	16:25	0.496	-	-	-	n
19	Tot	Fn1 Lock	-	-			-	-	-	-	-	n
20	Tot	Fn2 Lock	-	-			-	-	-	-	-	n
21	Tot	Fn3 Lock	-	-			-	-	-	-	-	n
22	Tot	Fn4 Lock	-	-			-	-	-	-	-	n
23	Tot	Fn4 Lock	-	-			-	-	-	-	-	n
24	Tot	Fn5 Lock	-	-			-	-	-	-	-	n
25	Tot	Fn6 Lock	-	-			-	-	-	-	-	n

x conc. & OL by 1.056

x Report only.

PV AS 8-AUG-2015

SU by mw
12-Aug-2015

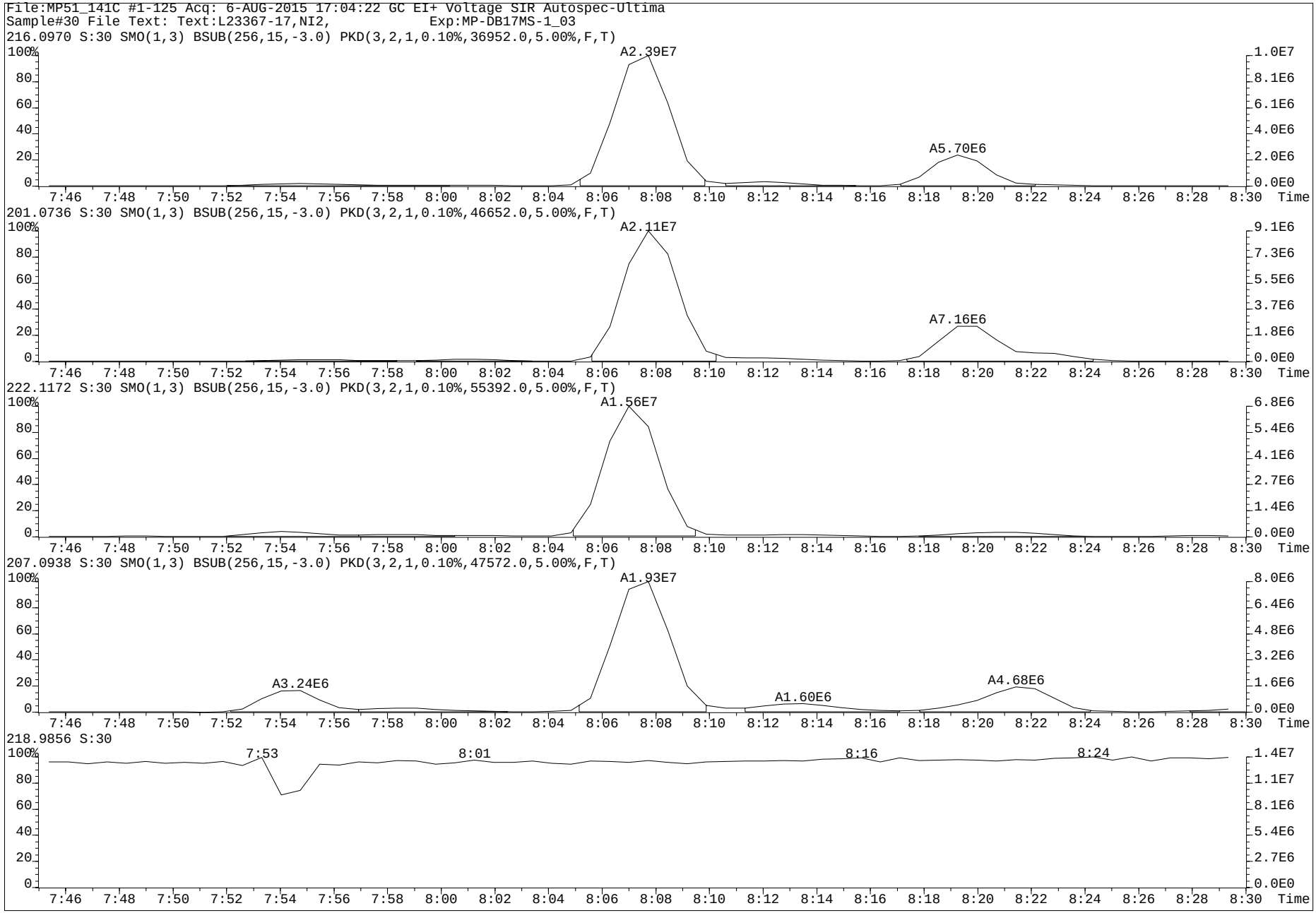
File:MP51_141C #1-125 Acq: 6-AUG-2015 17:04:22 GC EI+ Voltage SIR Autospec-Ultima
Sample#30 File Text: Text:L23367-17,NI2, Exp:MP-DB17MS-1_03
216.0970 S:30 SMO(1,3) BSUB(256,15,-3.0) PKD(3,2,1,0.10%,36952.0,5.00%,F,T)
A2.39E7
A5.70E6
201.0736 S:30 SMO(1,3) BSUB(256,15,-3.0) PKD(3,2,1,0.10%,46652.0,5.00%,F,T)
A2.11E7
A7.16E6
222.1172 S:30 SMO(1,3) BSUB(256,15,-3.0) PKD(3,2,1,0.10%,55392.0,5.00%,F,T)
A1.56E7
207.0938 S:30 SMO(1,3) BSUB(256,15,-3.0) PKD(3,2,1,0.10%,47572.0,5.00%,F,T)
A1.93E7
A3.24E6
A1.60E6
A4.68E6
218.9856 S:30
7:53
8:01
8:16
8:24
Time

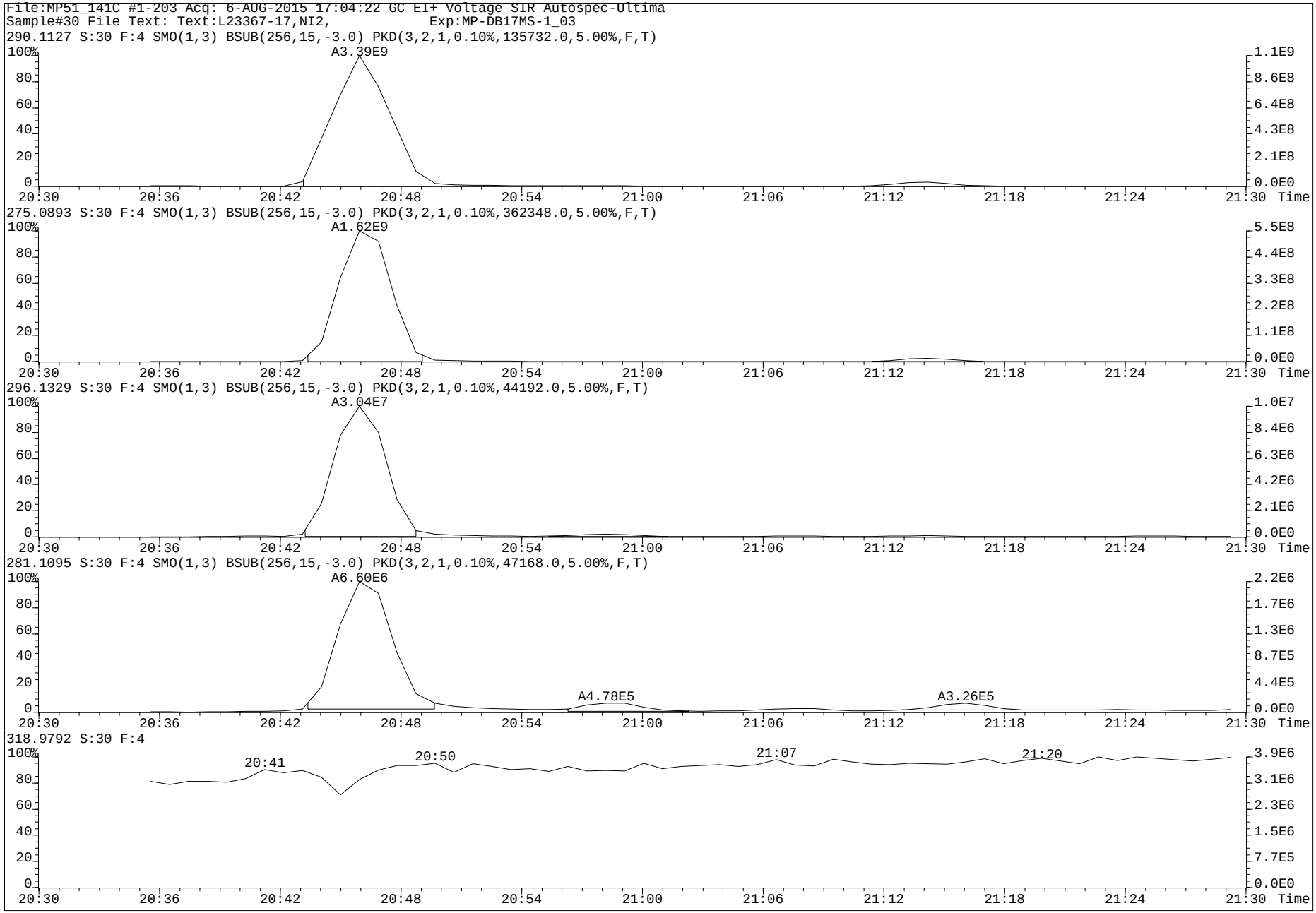
File:MP51_141C #1-203 Acq: 6-AUG-2015 17:04:22 GC EI+ Voltage SIR Autospec-Ultima
Sample#30 File Text: Text:L23367-17,NI2, Exp:MP-DB17MS-1_03
290.1127 S:30 F:4 SMO(1,3) BSUB(256,15,-3.0) PKD(3,2,1,0.10%,135732.0,5.00%,F,T)
A3.39E9
275.0893 S:30 F:4 SMO(1,3) BSUB(256,15,-3.0) PKD(3,2,1,0.10%,362348.0,5.00%,F,T)
A1.62E9
296.1329 S:30 F:4 SMO(1,3) BSUB(256,15,-3.0) PKD(3,2,1,0.10%,44192.0,5.00%,F,T)
A3.04E7
281.1095 S:30 F:4 SMO(1,3) BSUB(256,15,-3.0) PKD(3,2,1,0.10%,47168.0,5.00%,F,T)
A6.60E6
A4.78E5
A3.26E5
318.9792 S:30 F:4
20:41
20:50
21:07
21:20
Time

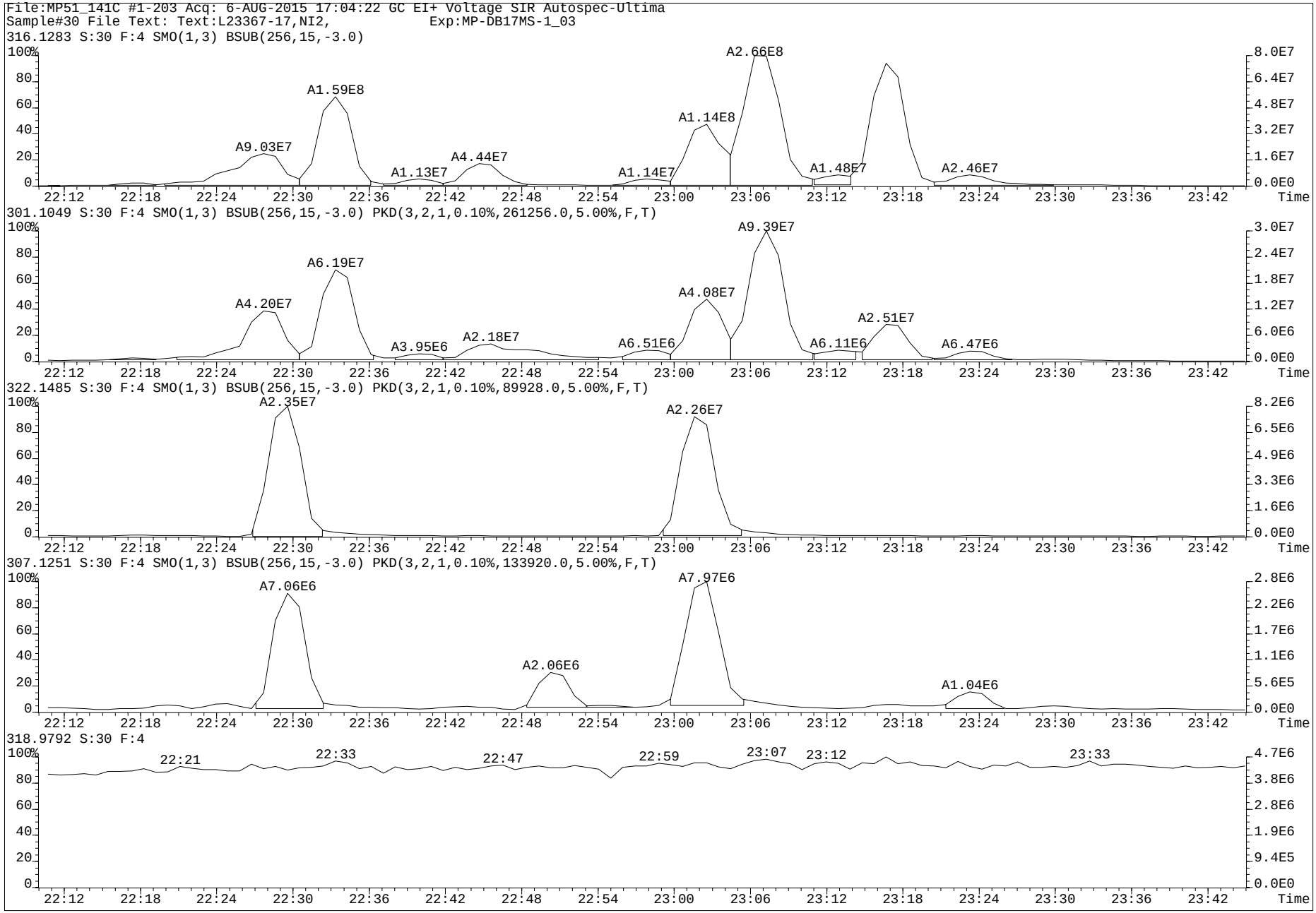
File:MP51_141C #1-203 Acq: 6-AUG-2015 17:04:22 GC EI+ Voltage SIR Autospec-Ultima
Sample#30 File Text: Text:L23367-17,NI2, Exp:MP-DB17MS-1_03
316.1283 S:30 F:4 SMO(1,3) BSUB(256,15,-3.0)
A9.03E7
A1.59E8
A1.13E7
A4.44E7
A1.14E7
A1.14E8
A2.66E8
A1.48E7
A2.46E7
301.1049 S:30 F:4 SMO(1,3) BSUB(256,15,-3.0) PKD(3,2,1,0.10%,261256.0,5.00%,F,T)
A4.20E7
A6.19E7
A3.95E6
A2.18E7
A6.51E6
A4.08E7
A9.39E7
A6.11E6
A2.51E7
A6.47E6
322.1485 S:30 F:4 SMO(1,3) BSUB(256,15,-3.0) PKD(3,2,1,0.10%,89928.0,5.00%,F,T)
A2.35E7
A2.26E7
307.1251 S:30 F:4 SMO(1,3) BSUB(256,15,-3.0) PKD(3,2,1,0.10%,133920.0,5.00%,F,T)
A7.06E6
A2.06E6
A7.97E6
A1.04E6
318.9792 S:30 F:4
22:21
22:33
22:47
22:59
23:07
23:12
23:33
Time

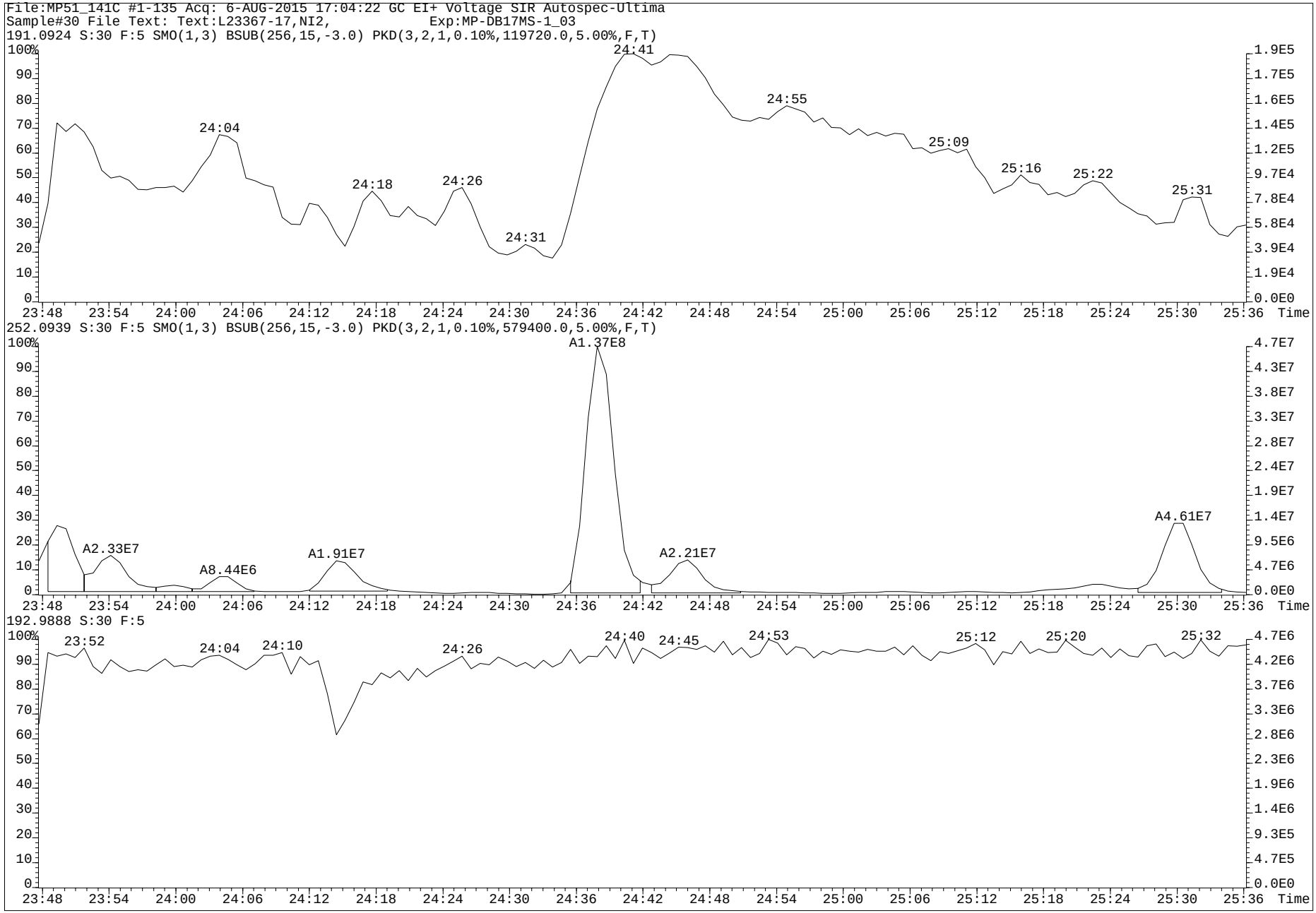
File:MP51_141C #1-135 Acq: 6-AUG-2015 17:04:22 GC EI+ Voltage SIR Autospec-Ultima
Sample#30 File Text: Text:L23367-17,NI2, Exp:MP-DB17MS-1_03
191.0924 S:30 F:5 SMO(1,3) BSUB(256,15,-3.0) PKD(3,2,1,0.10%,119720.0,5.00%,F,T)
24:04
24:18
24:26
24:31
24:41
24:55
25:09
25:16
25:22
25:31
252.0939 S:30 F:5 SMO(1,3) BSUB(256,15,-3.0) PKD(3,2,1,0.10%,579400.0,5.00%,F,T)
A2.33E7
A8.44E6
A1.91E7
A1.37E8
A2.21E7
A4.61E7
192.9888 S:30 F:5
23:52
24:04
24:10
24:26
24:40
24:45
24:53
25:12
25:20
25:32
Time

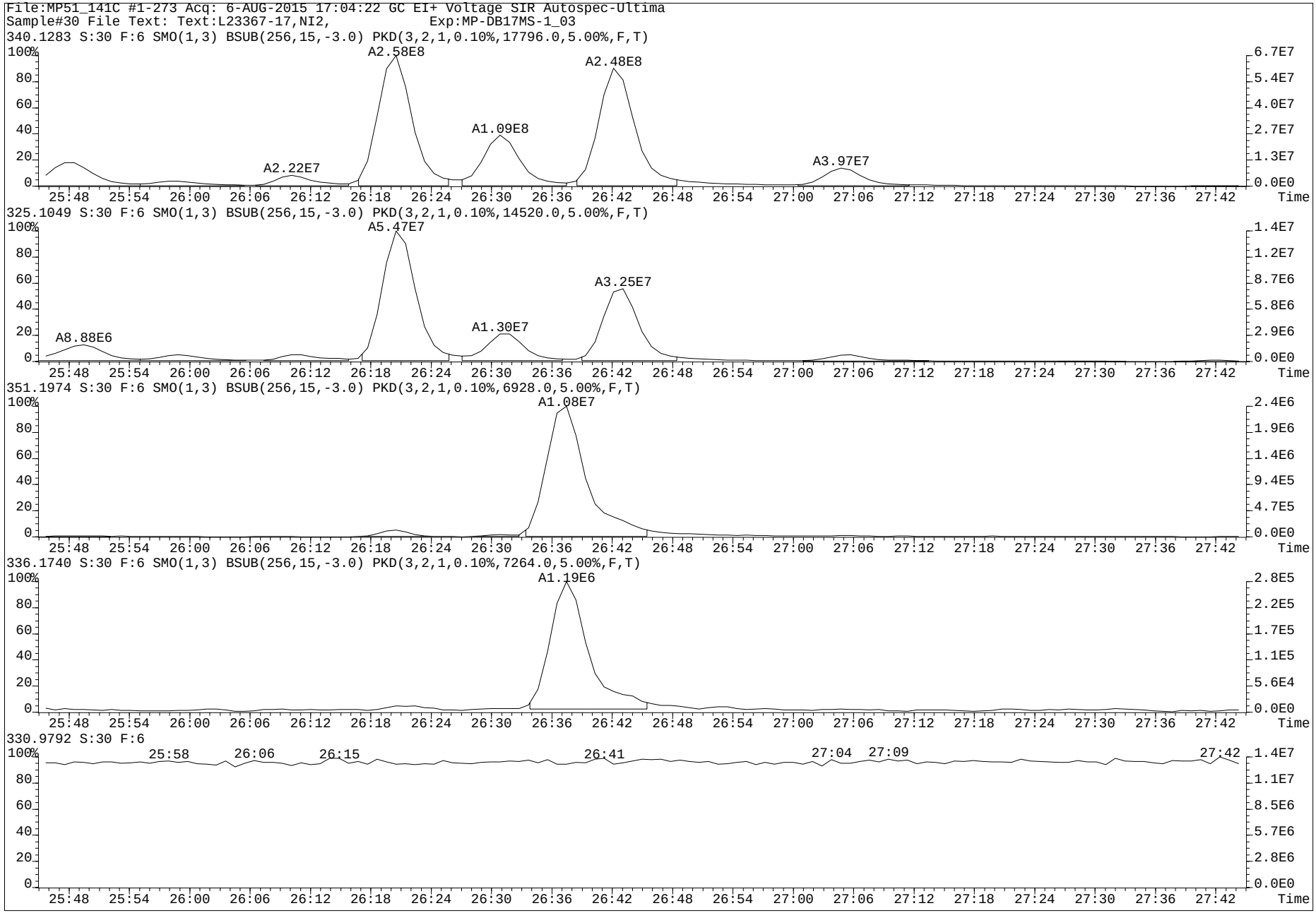
File:MP51_141C #1-273 Acq: 6-AUG-2015 17:04:22 GC EI+ Voltage SIR Autospec-Ultima
Sample#30 File Text: Text:L23367-17,NI2, Exp:MP-DB17MS-1_03
340.1283 S:30 F:6 SMO(1,3) BSUB(256,15,-3.0) PKD(3,2,1,0.10%,17796.0,5.00%,F,T)
A2.58E8
A2.48E8
A1.09E8
A2.22E7
A3.97E7
325.1049 S:30 F:6 SMO(1,3) BSUB(256,15,-3.0) PKD(3,2,1,0.10%,14520.0,5.00%,F,T)
A5.47E7
A3.25E7
A1.30E7
A8.88E6
351.1974 S:30 F:6 SMO(1,3) BSUB(256,15,-3.0) PKD(3,2,1,0.10%,6928.0,5.00%,F,T)
A1.08E7
336.1740 S:30 F:6 SMO(1,3) BSUB(256,15,-3.0) PKD(3,2,1,0.10%,7264.0,5.00%,F,T)
A1.19E6
330.9792 S:30 F:6
25:58
26:06
26:15
26:41
27:04
27:09
27:42
Time

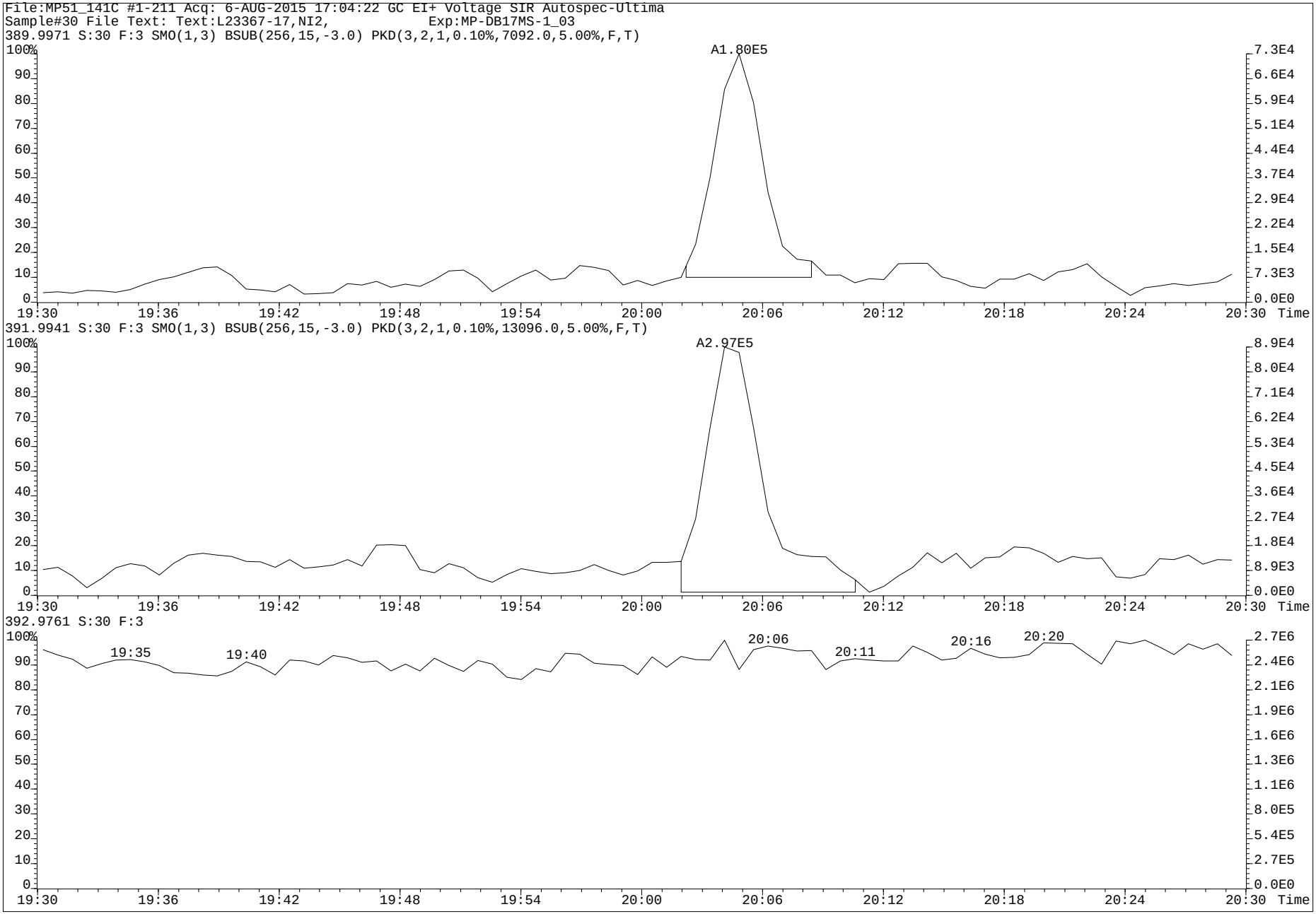
File:MP51_141C #1-211 Acq: 6-AUG-2015 17:04:22 GC EI+ Voltage SIR Autospec-Ultima
Sample#30 File Text: Text:L23367-17,NI2, Exp:MP-DB17MS-1_03
389.9971 S:30 F:3 SMO(1,3) BSUB(256,15,-3.0) PKD(3,2,1,0.10%,7092.0,5.00%,F,T)
A1.80E5
391.9941 S:30 F:3 SMO(1,3) BSUB(256,15,-3.0) PKD(3,2,1,0.10%,13096.0,5.00%,F,T)
A2.97E5
392.9761 S:30 F:3
19:35
19:40
20:06
20:11
20:16
20:20
Time

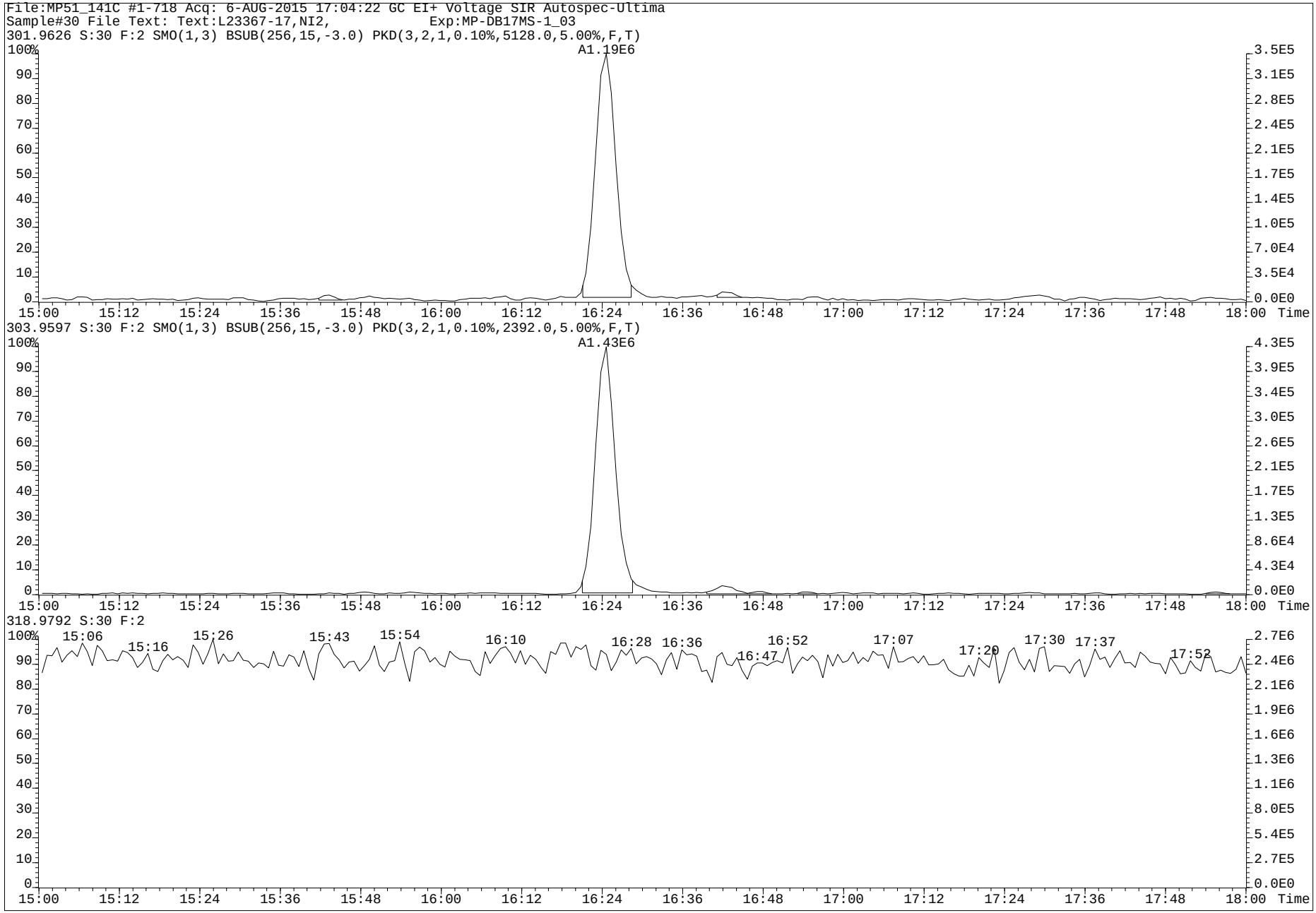
File:MP51_141C #1-718 Acq: 6-AUG-2015 17:04:22 GC EI+ Voltage SIR Autospec-Ultima
Sample#30 File Text: Text:L23367-17,NI2, Exp:MP-DB17MS-1_03
301.9626 S:30 F:2 SMO(1,3) BSUB(256,15,-3.0) PKD(3,2,1,0.10%,5128.0,5.00%,F,T)
A1.19E6
303.9597 S:30 F:2 SMO(1,3) BSUB(256,15,-3.0) PKD(3,2,1,0.10%,2392.0,5.00%,F,T)
A1.43E6
318.9792 S:30 F:2
15:00 15:12 15:24 15:36 15:48 16:00 16:12 16:24 16:36 16:48 17:00 17:12 17:24 17:36 17:48 18:00 Time

www.axysanalytical.com

Run #17 Filename MP51_136B S: 9 I: 1 Acquired: 23-JUL-15 02:33:15 Processed: 23-JUL-15 13:22:40
Run: mp51_136b-a Analyte: MP-DB17-S12 Cal: mp51_134-8a Results: mp51_136b-b Version: V3.6 6-JAN-2000 17:51:42
Sample text: L23367-18,WI2 Comments: 4,WG51828,2.0/800uL
sample size: 4.191000 conc units: pg/pmL total toxicity: 102117» F1: 1.0000 F2: 1.0000

	Typ	Name	#Hom	Resp	RA		RT	Conc	Tox #1	DL	Rec	M?
1	Unk	1-OH-Naphthalene	1	8.09e+07	0.80	n	8:08	15417.410	1542	661.3677	-	n
2	Unk	1-OH-Pyrene	1	4.96e+09	1.19	n	20:39	417962.157	41796	1774.9771	-	n
3	Unk	3-OH-Chrysene	1	5.90e+08	2.14	n	22:55	65825.618	6583	2422.3737	-	y
4	Unk	3-OH-Benz[a]anthracene	1	1.00e+08	2.16	n	23:06	8754.239	4377	1823.4905	-	y
5	Unk	7,8-OH-Benzo[a]pyrene-C	0	*	*	n	NotFnd	*	*	*	-	n
6	Unk	7,8-OH-Benzo[a]pyrene-T	0	*	*	n	NotFnd	*	*	*	-	n
7	Unk	7,8-OH-Benzo[a]pyrene-3	1	8.05e+07	4.97	n	26:02	*	*	*	-	n
8	Unk	9-OH-Benzo[a]pyrene	1	4.89e+08	6.31	n	26:22	120780.460	12078	1421.4108	-	n
9	Unk	3-OH-Benzo[a]pyrene	1	1.11e+09	5.66	n	26:34	357415.833	35742	2654.1309	OLR	n
10	Unk	7,8-OH-Benzo[a]pyrene-4	1	1.84e+08	9.38	n	26:56	*	*	*	-	n
11	IS	13C6-1-OH-Naphthalene	1	5.22e+07	0.68	n	8:07	4591.079	-	319.3724	38.5	n
12	IS	13C6-1-OH-Pyrene	1	1.40e+08	3.40	n	20:39	9060.134	-	200.5780	75.9	n
13	IS	13C6-1-OH-BAA	1	1.40e+08	2.45	n	22:23	11723.575	-	807.7282	97.5	n
14	IS	13C6-3-OH-Chrysene	1	1.33e+08	2.05	n	22:55	9789.893	-	713.2052	81.2	n
15	IS	D11-3-OH-Benzo[a]pyrene	1	5.72e+07	7.14	n	26:29	9704.019	-	32.8666	81.7	n
16	IS	13C-CL4-OH-PCB-79	1	2.47e+06	0.81	y	19:58	1154.639	-	107.8512	48.4	n
17	IS	13C-CL4-PCB-79	0	*	*	n	NotFnd	*	-	*	Div0	n
18	RS	13C-CL4-PCB-81	1	2.42e+07	0.78	y	16:14	1.824	-	-	-	n
19	Tot	Fn1 Lock	-	-			-	-	-	-	-	n
20	Tot	Fn2 Lock	-	-			-	-	-	-	-	n
21	Tot	Fn3 Lock	-	-			-	-	-	-	-	n
22	Tot	Fn4 Lock	-	-			-	-	-	-	-	n
23	Tot	Fn4 Lock	-	-			-	-	-	-	-	n
24	Tot	Fn5 Lock	-	-			-	-	-	-	-	n
25	Tot	Fn6 Lock	-	-			-	-	-	-	-	n

x conc. 2 & C by 1.048

x Report from 'Vi' dilution.

PV AS 8-AUG-2015

SV by MW
12-Aug-2015

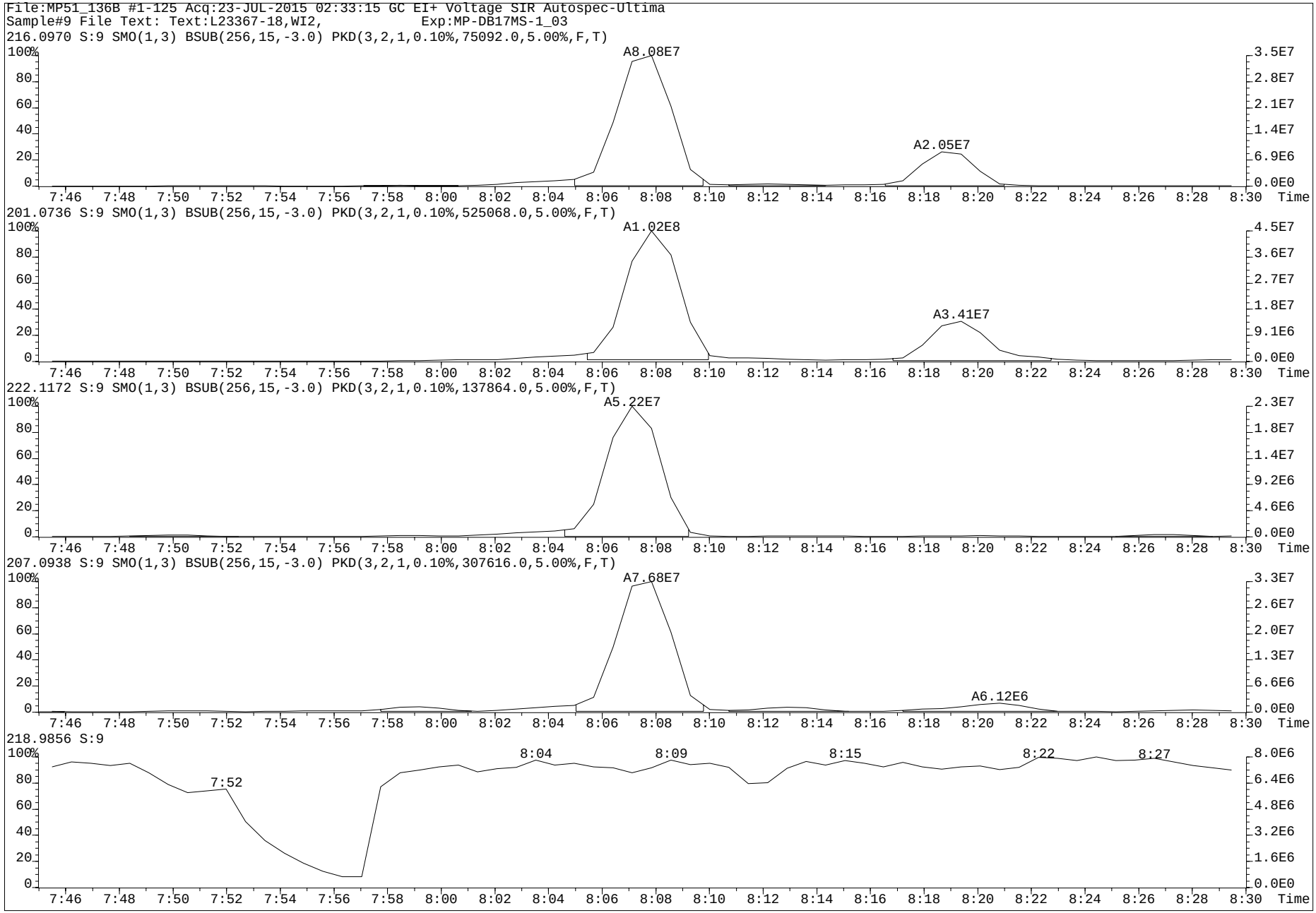
File:MP51_136B #1-125 Acq:23-JUL-2015 02:33:15 GC EI+ Voltage SIR Autospec-Ultima
Sample#9 File Text: Text:L23367-18,WI2, Exp:MP-DB17MS-1_03
216.0970 S:9 SMO(1,3) BSUB(256,15,-3.0) PKD(3,2,1,0.10%,75092.0,5.00%,F,T)
A8.08E7
A2.05E7
201.0736 S:9 SMO(1,3) BSUB(256,15,-3.0) PKD(3,2,1,0.10%,525068.0,5.00%,F,T)
A1.02E8
A3.41E7
222.1172 S:9 SMO(1,3) BSUB(256,15,-3.0) PKD(3,2,1,0.10%,137864.0,5.00%,F,T)
A5.22E7
207.0938 S:9 SMO(1,3) BSUB(256,15,-3.0) PKD(3,2,1,0.10%,307616.0,5.00%,F,T)
A7.68E7
A6.12E6
218.9856 S:9
7:52
8:04
8:09
8:15
8:22
8:27
Time

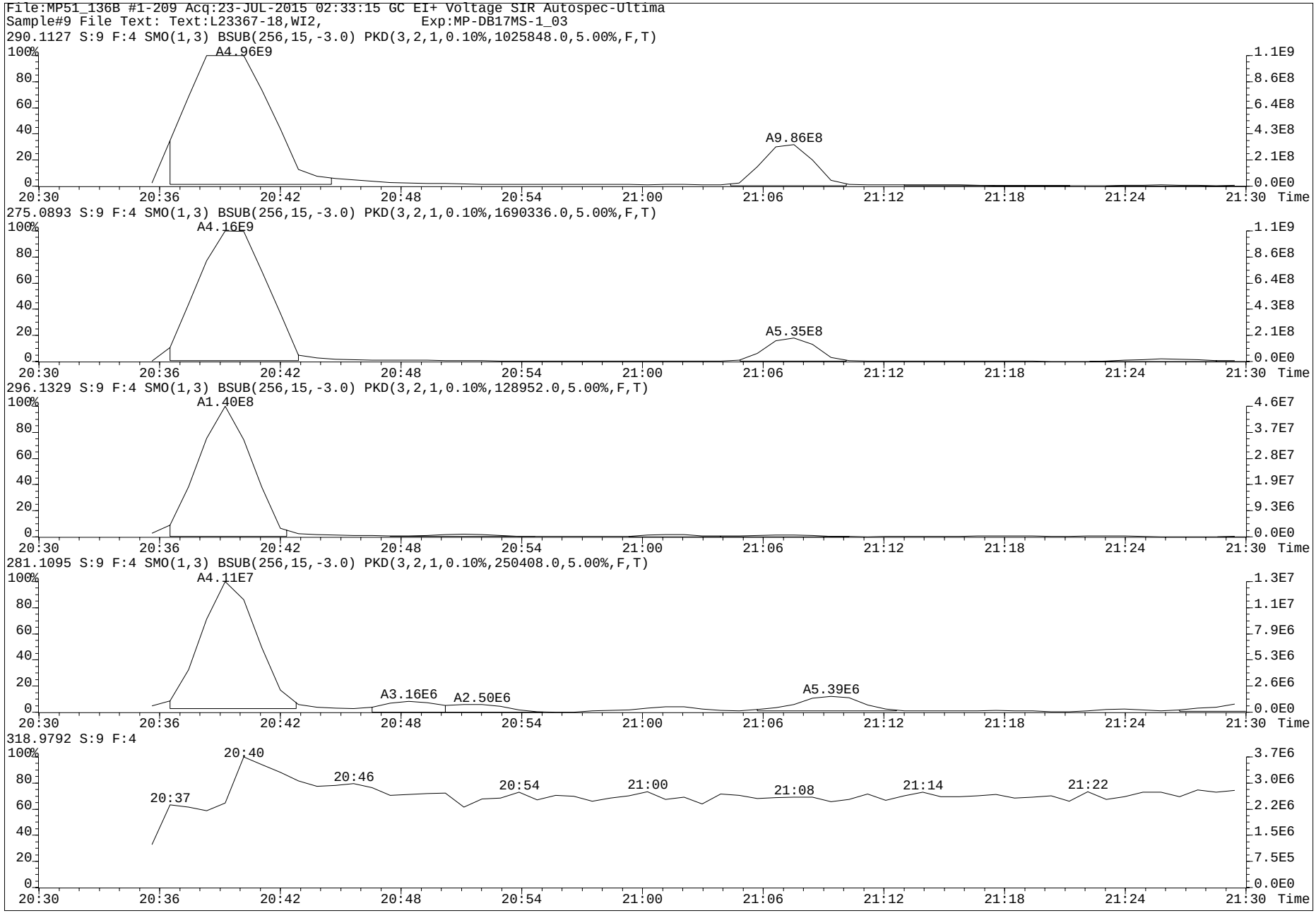
File:MP51_136B #1-209 Acq:23-JUL-2015 02:33:15 GC EI+ Voltage SIR Autospec-Ultima
Sample#9 File Text: Text:L23367-18,WI2, Exp:MP-DB17MS-1_03
290.1127 S:9 F:4 SMO(1,3) BSUB(256,15,-3.0) PKD(3,2,1,0.10%,1025848.0,5.00%,F,T)
A4.96E9
A9.86E8
275.0893 S:9 F:4 SMO(1,3) BSUB(256,15,-3.0) PKD(3,2,1,0.10%,1690336.0,5.00%,F,T)
A4.16E9
A5.35E8
296.1329 S:9 F:4 SMO(1,3) BSUB(256,15,-3.0) PKD(3,2,1,0.10%,128952.0,5.00%,F,T)
A1.40E8
281.1095 S:9 F:4 SMO(1,3) BSUB(256,15,-3.0) PKD(3,2,1,0.10%,250408.0,5.00%,F,T)
A4.11E7
A3.16E6
A2.50E6
A5.39E6
318.9792 S:9 F:4
20:37
20:40
20:46
20:54
21:00
21:08
21:14
21:22
Time

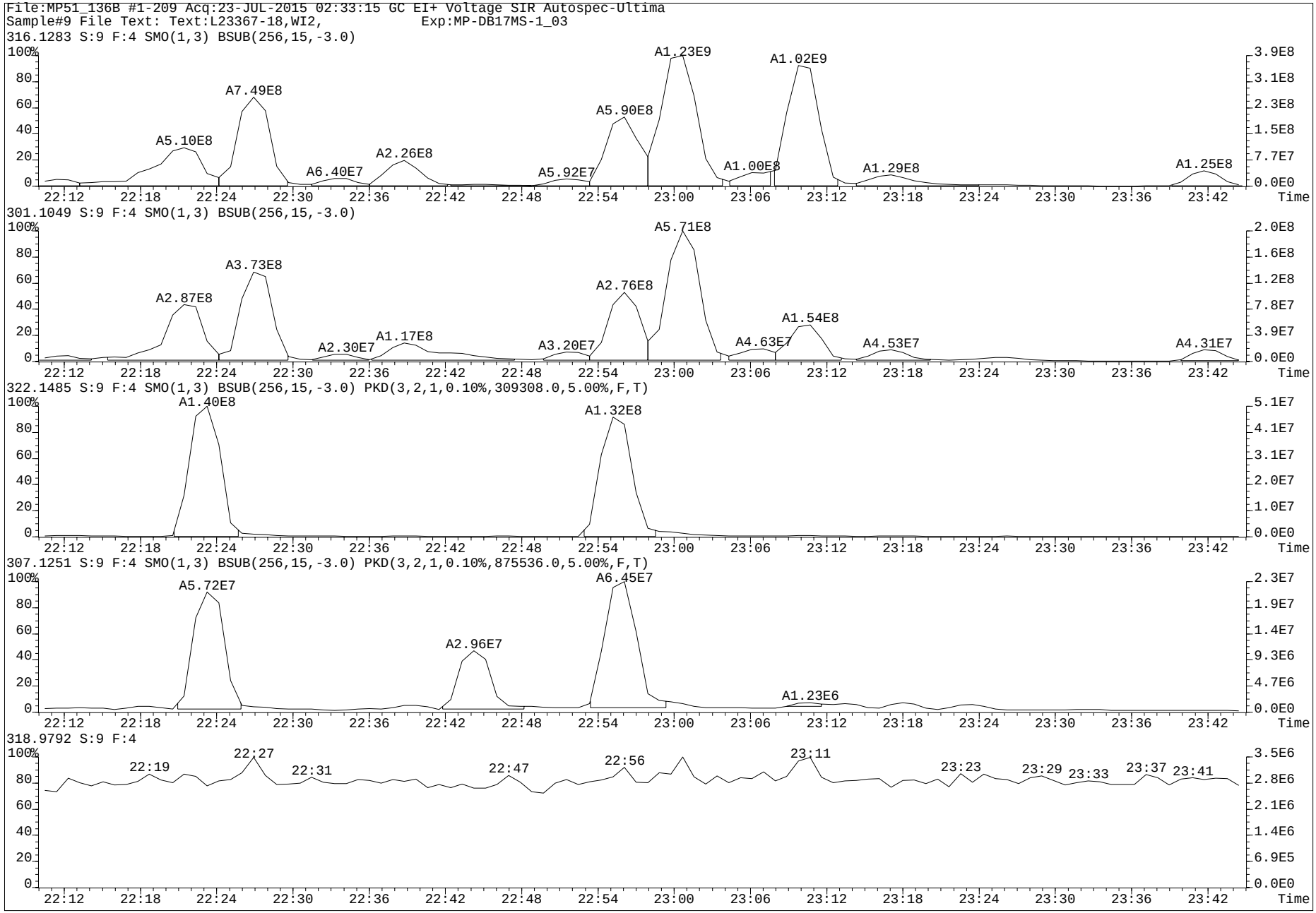
File:MP51_136B #1-209 Acq:23-JUL-2015 02:33:15 GC EI+ Voltage SIR Autospec-Ultima
Sample#9 File Text: Text:L23367-18,WI2, Exp:MP-DB17MS-1_03
316.1283 S:9 F:4 SMO(1,3) BSUB(256,15,-3.0)
A5.10E8
A7.49E8
A6.40E7
A2.26E8
A5.92E7
A5.90E8
A1.23E9
A1.00E8
A1.02E9
A1.29E8
A1.25E8
301.1049 S:9 F:4 SMO(1,3) BSUB(256,15,-3.0)
A2.87E8
A3.73E8
A2.30E7
A1.17E8
A3.20E7
A2.76E8
A5.71E8
A4.63E7
A1.54E8
A4.53E7
A4.31E7
322.1485 S:9 F:4 SMO(1,3) BSUB(256,15,-3.0) PKD(3,2,1,0.10%,309308.0,5.00%,F,T)
A1.40E8
A1.32E8
307.1251 S:9 F:4 SMO(1,3) BSUB(256,15,-3.0) PKD(3,2,1,0.10%,875536.0,5.00%,F,T)
A5.72E7
A2.96E7
A6.45E7
A1.23E6
318.9792 S:9 F:4
22:19
22:27
22:31
22:47
22:56
23:11
23:23
23:29
23:33
23:37
23:41
Time

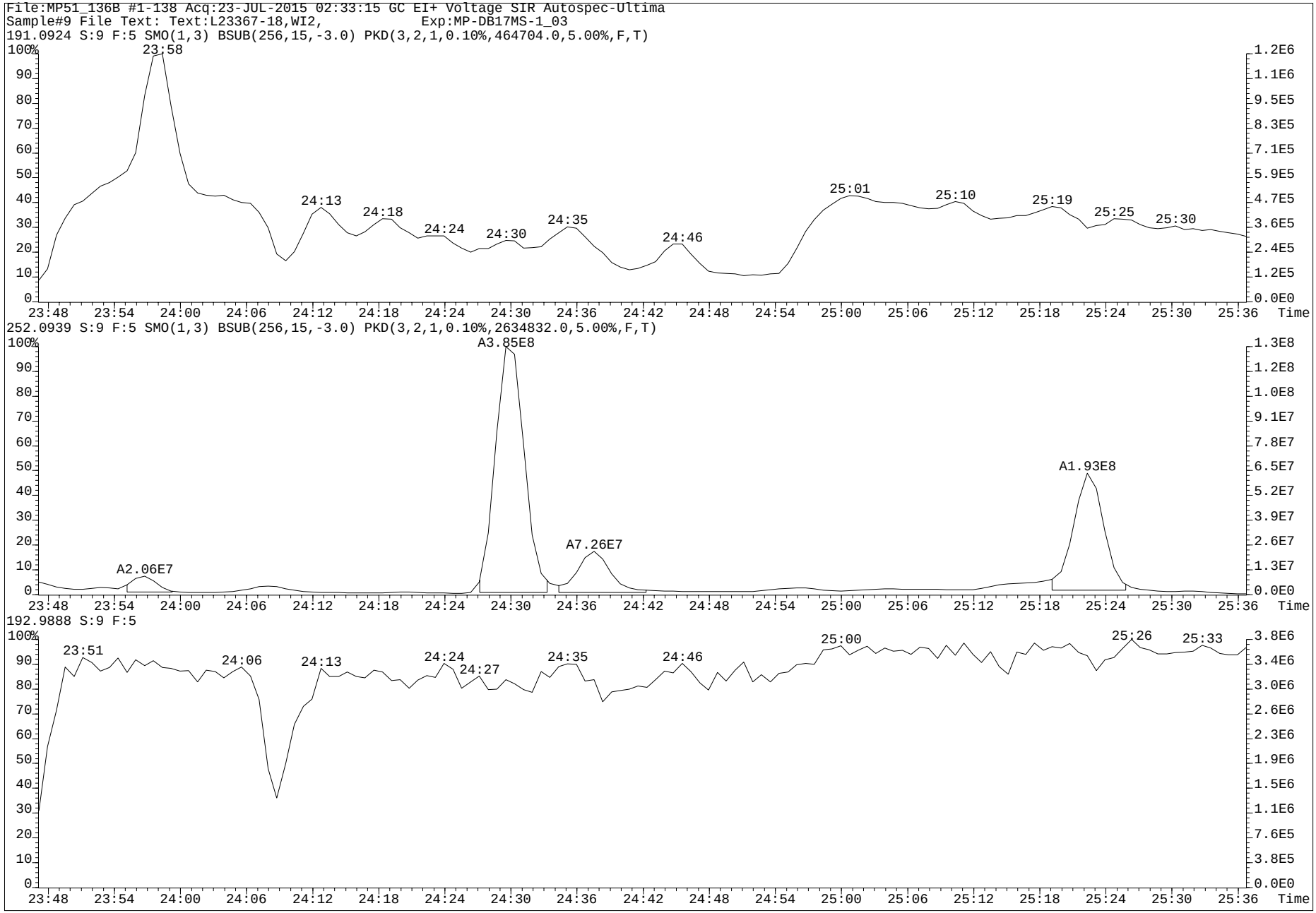
File:MP51_136B #1-138 Acq:23-JUL-2015 02:33:15 GC EI+ Voltage SIR Autospec-Ultima
Sample#9 File Text: Text:L23367-18,WI2, Exp:MP-DB17MS-1_03
191.0924 S:9 F:5 SMO(1,3) BSUB(256,15,-3.0) PKD(3,2,1,0.10%,464704.0,5.00%,F,T)
23:58
24:13
24:18
24:24
24:30
24:35
24:46
25:01
25:10
25:19
25:25
25:30
252.0939 S:9 F:5 SMO(1,3) BSUB(256,15,-3.0) PKD(3,2,1,0.10%,2634832.0,5.00%,F,T)
A3.85E8
A2.06E7
A7.26E7
A1.93E8
192.9888 S:9 F:5
23:51
24:06
24:13
24:24
24:27
24:35
24:46
25:00
25:26
25:33
Time

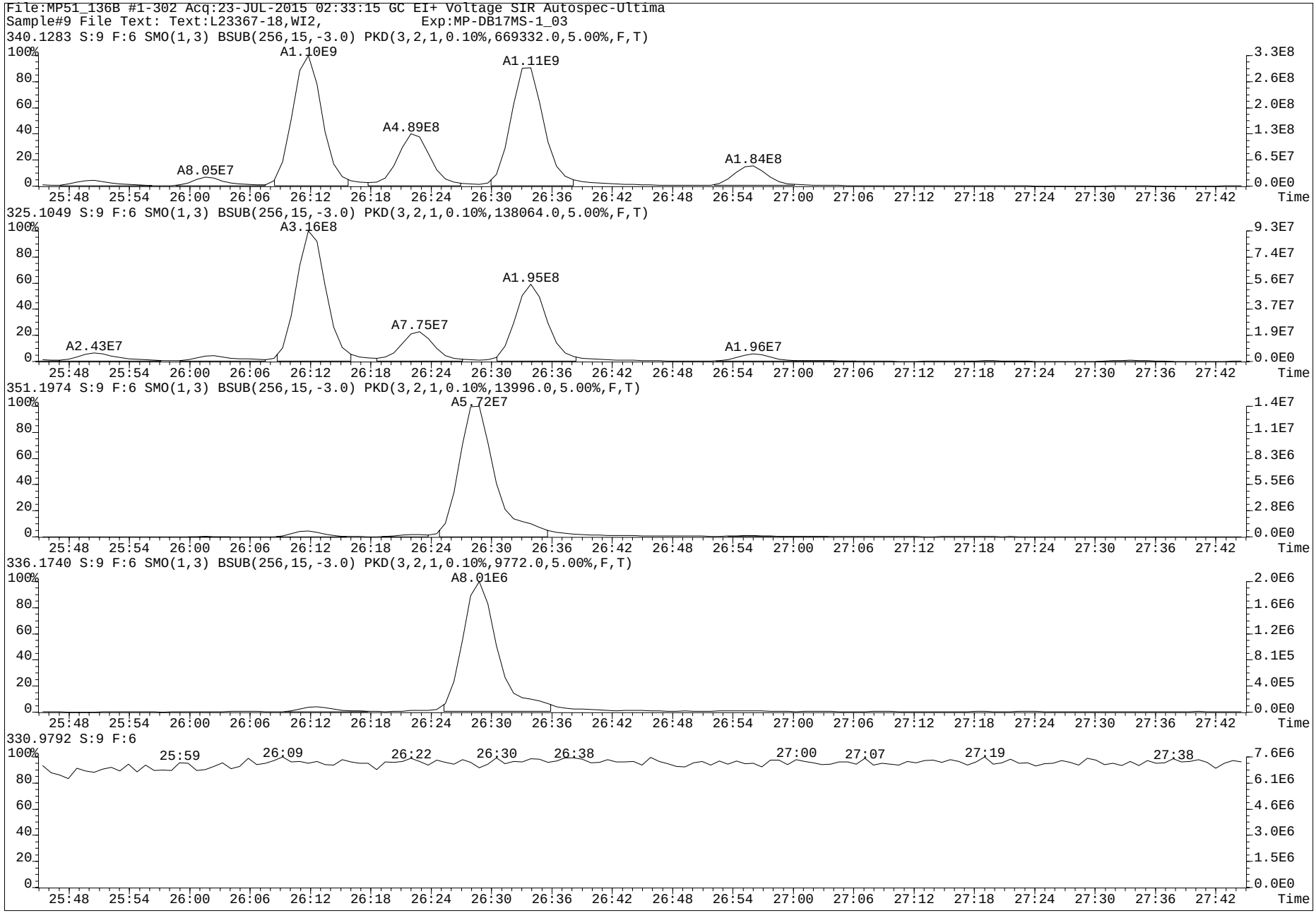
File:MP51_136B #1-302 Acq:23-JUL-2015 02:33:15 GC EI+ Voltage SIR Autospec-Ultima
Sample#9 File Text: Text:L23367-18,WI2, Exp:MP-DB17MS-1_03
340.1283 S:9 F:6 SMO(1,3) BSUB(256,15,-3.0) PKD(3,2,1,0.10%,669332.0,5.00%,F,T)
A1.10E9
A1.11E9
A4.89E8
A8.05E7
A1.84E8
325.1049 S:9 F:6 SMO(1,3) BSUB(256,15,-3.0) PKD(3,2,1,0.10%,138064.0,5.00%,F,T)
A3.16E8
A1.95E8
A7.75E7
A2.43E7
A1.96E7
351.1974 S:9 F:6 SMO(1,3) BSUB(256,15,-3.0) PKD(3,2,1,0.10%,13996.0,5.00%,F,T)
A5.72E7
336.1740 S:9 F:6 SMO(1,3) BSUB(256,15,-3.0) PKD(3,2,1,0.10%,9772.0,5.00%,F,T)
A8.01E6
330.9792 S:9 F:6
25:59
26:09
26:22
26:30
26:38
27:00
27:07
27:19
27:38
Time

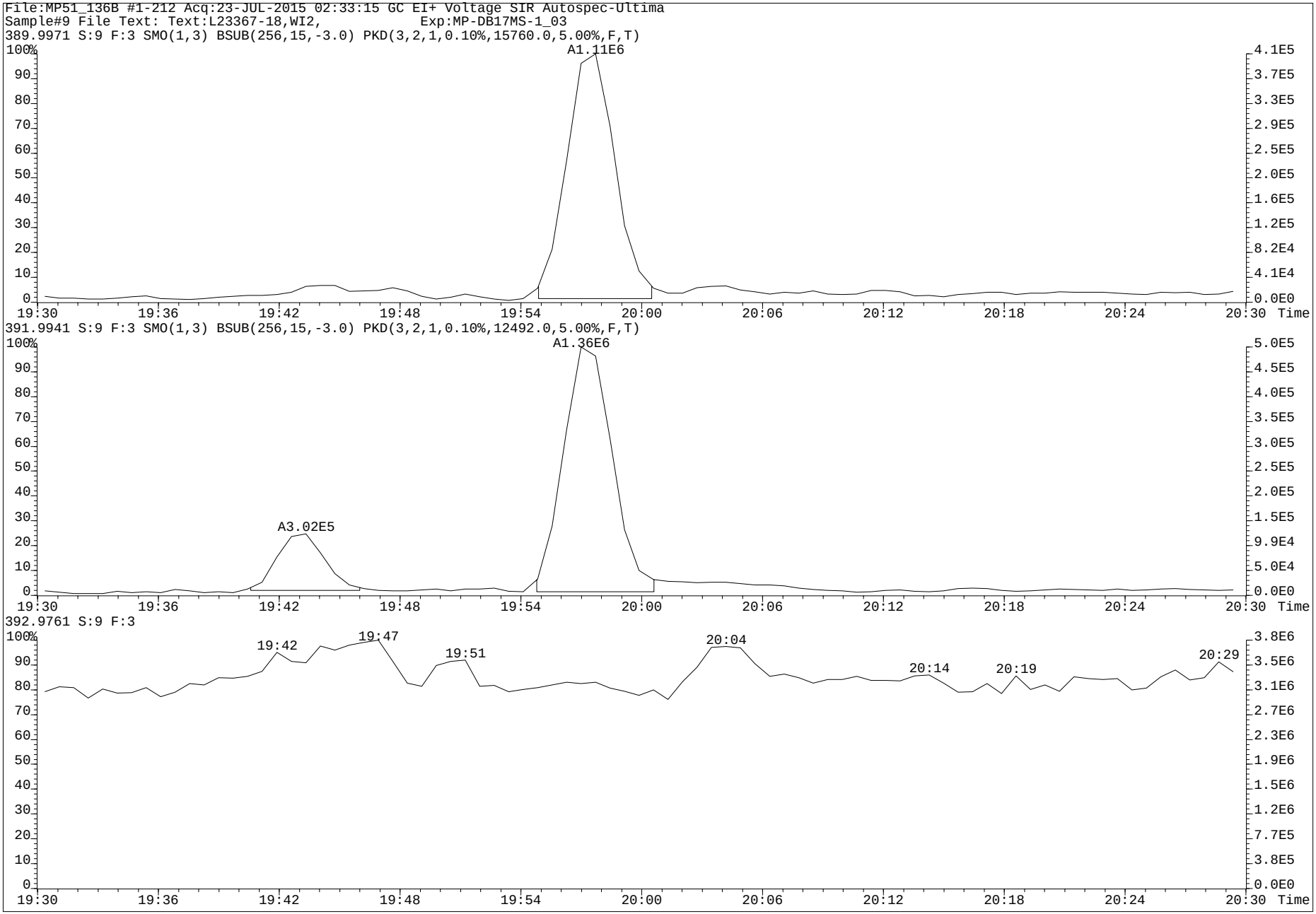
File:MP51_136B #1-212 Acq:23-JUL-2015 02:33:15 GC EI+ Voltage SIR Autospec-Ultima
Sample#9 File Text: Text:L23367-18,WI2, Exp:MP-DB17MS-1_03
389.9971 S:9 F:3 SMO(1,3) BSUB(256,15,-3.0) PKD(3,2,1,0.10%,15760.0,5.00%,F,T)
A1.11E6
391.9941 S:9 F:3 SMO(1,3) BSUB(256,15,-3.0) PKD(3,2,1,0.10%,12492.0,5.00%,F,T)
A1.36E6
A3.02E5
392.9761 S:9 F:3
19:42
19:47
19:51
20:04
20:14
20:19
20:29
Time

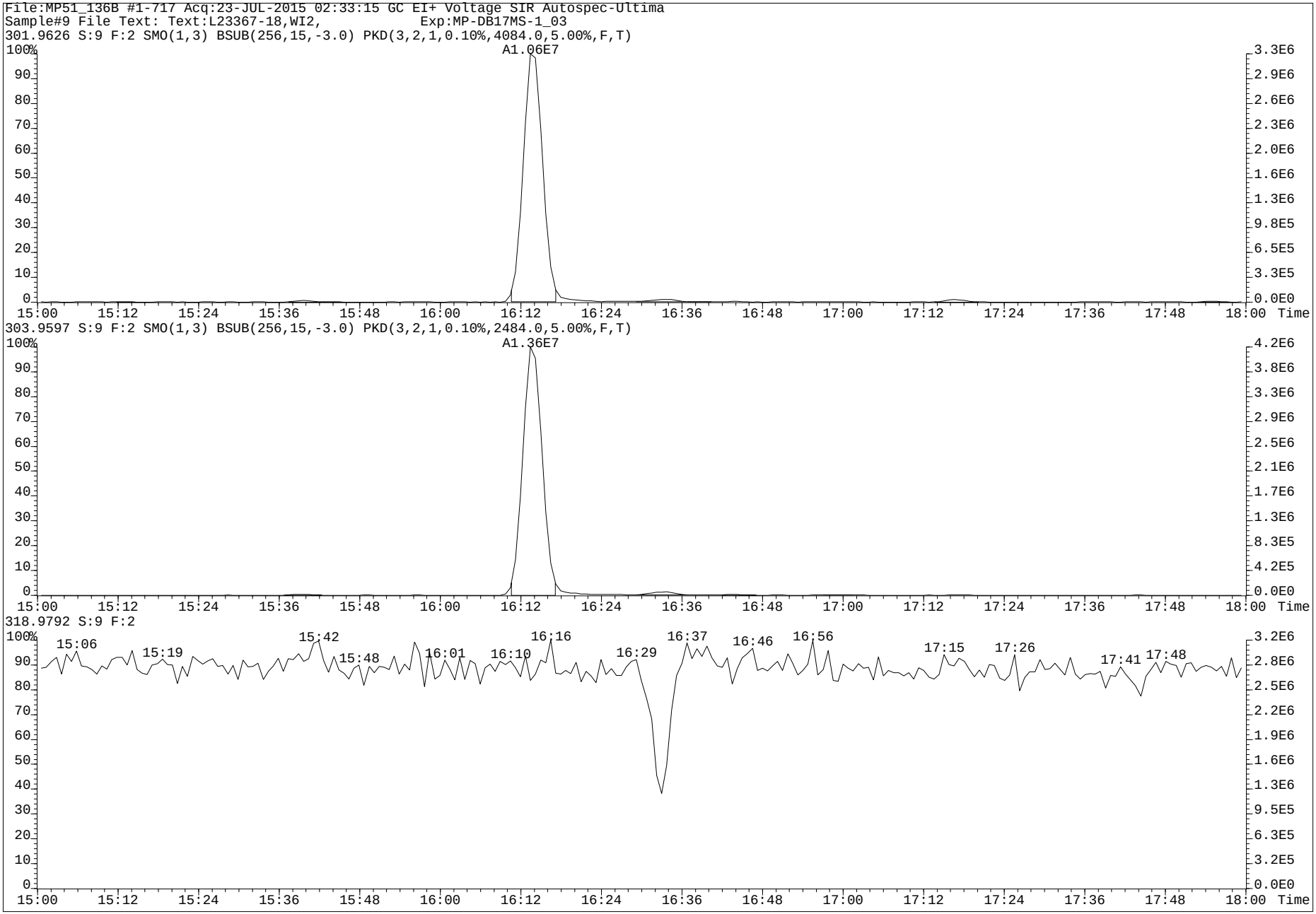
File:MP51_136B #1-717 Acq:23-JUL-2015 02:33:15 GC EI+ Voltage SIR Autospec-Ultima
Sample#9 File Text: Text:L23367-18,WI2, Exp:MP-DB17MS-1_03
301.9626 S:9 F:2 SMO(1,3) BSUB(256,15,-3.0) PKD(3,2,1,0.10%,4084.0,5.00%,F,T)
A1.06E7
303.9597 S:9 F:2 SMO(1,3) BSUB(256,15,-3.0) PKD(3,2,1,0.10%,2484.0,5.00%,F,T)
A1.36E7
318.9792 S:9 F:2
15:06
15:19
15:42
15:48
16:01
16:10
16:16
16:29
16:37
16:46
16:56
17:15
17:26
17:41
17:48
Time

www.axysanalytical.com

Run #15 Filename MP51_140K S: 12 I: 1 Acquired: 5-AUG-15 03:45:35 Processed: 5-AUG-15 18:43:56
Run: mp51_140j-a Analyte: MP-DB17-S12 Cal: mp51_140j-8a Results: MP51_140J-A Version: V3.6 6-JAN-2000 17:51:42
Sample text: L23367-18,NI, Comments: 20,WG51828,2.0/400uL
sample size: 4.191000 conc units: pg/g total toxicity: 176720» F1: 1.0000 F2: 1.0000

	Typ	Name	#Hom	Resp	RA		RT	Conc	Tox #1	DL	Rec	M?
1	Unk	1-OH-Naphthalene	0	*	*	n	NotFnd	*	*	*	-	n
2	Unk	1-OH-Pyrene	1	3.36e+09	2.02	n	20:47	1161829.056	1161»	1292.7593	-	n
3	Unk	3-OH-Chrysene	1	1.06e+08	2.73	n	23:03	63872.291	6387	2464.3680	-	n
4	Unk	3-OH-Benz[a]anthracene	1	1.92e+07	3.30	n	23:13	8608.942	4304	1786.9755	-	n
5	Unk	7,8-OH-Benzo[a]pyrene-C	0	*	*	n	NotFnd	*	*	*	-	n
6	Unk	7,8-OH-Benzo[a]pyrene-T	0	*	*	n	NotFnd	*	*	*	-	n
7	Unk	7,8-OH-Benzo[a]pyrene-3	1	2.10e+07	6.43	n	26:12	*	*	*	-	n
8	Unk	9-OH-Benzo[a]pyrene	1	1.08e+08	9.77	n	26:33	103908.442	10391	479.1552	-	n
9	Unk	3-OH-Benzo[a]pyrene	1	2.43e+08	8.76	n	26:44	394553.299	39455	1026.4765	-	n
10	Unk	7,8-OH-Benzo[a]pyrene-4	1	4.24e+07	14.87	n	27:07	*	*	*	-	n
11	IS	13C6-1-OH-Naphthalene	0	*	*	n	NotFnd	*	-	1.0243	*	n
12	IS	13C6-1-OH-Pyrene	1	3.62e+07	4.59	n	20:47	16428.443	-	338.9936	137.7	n
13	IS	13C6-1-OH-BAA	1	2.92e+07	3.56	n	22:31	8668.836	-	544.7195	72.1	n
14	IS	13C6-3-OH-Chrysene	1	2.67e+07	3.23	n	23:03	7753.576	-	533.7907	64.3	n
15	IS	D11-3-OH-Benzo[a]pyrene	1	1.25e+07	10.47	n	26:39	5936.867	-	80.3388	50.0	y
16	IS	13C-CL4-OH-PCB-79	1	5.23e+05	0.83	y	20:06	2244.652	-	963.5463	94.1	n
17	IS	13C-CL4-PCB-79	0	*	*	n	NotFnd	*	-	*	Div0	n
18	RS	13C-CL4-PCB-81	1	3.09e+06	0.72	y	16:26	0.590	-	-	-	n
19	Tot	Fn1 Lock	-	-			-	-	-	-	-	n
20	Tot	Fn2 Lock	-	-			-	-	-	-	-	n
21	Tot	Fn3 Lock	-	-			-	-	-	-	-	n
22	Tot	Fn4 Lock	-	-			-	-	-	-	-	n
23	Tot	Fn4 Lock	-	-			-	-	-	-	-	n
24	Tot	Fn5 Lock	-	-			-	-	-	-	-	n
25	Tot	Fn6 Lock	-	-			-	-	-	-	-	n

× conc. < DL
my
1.048

× Report only.

PV AS 8-AUG-2015

SV by MW
12-Aug-2015

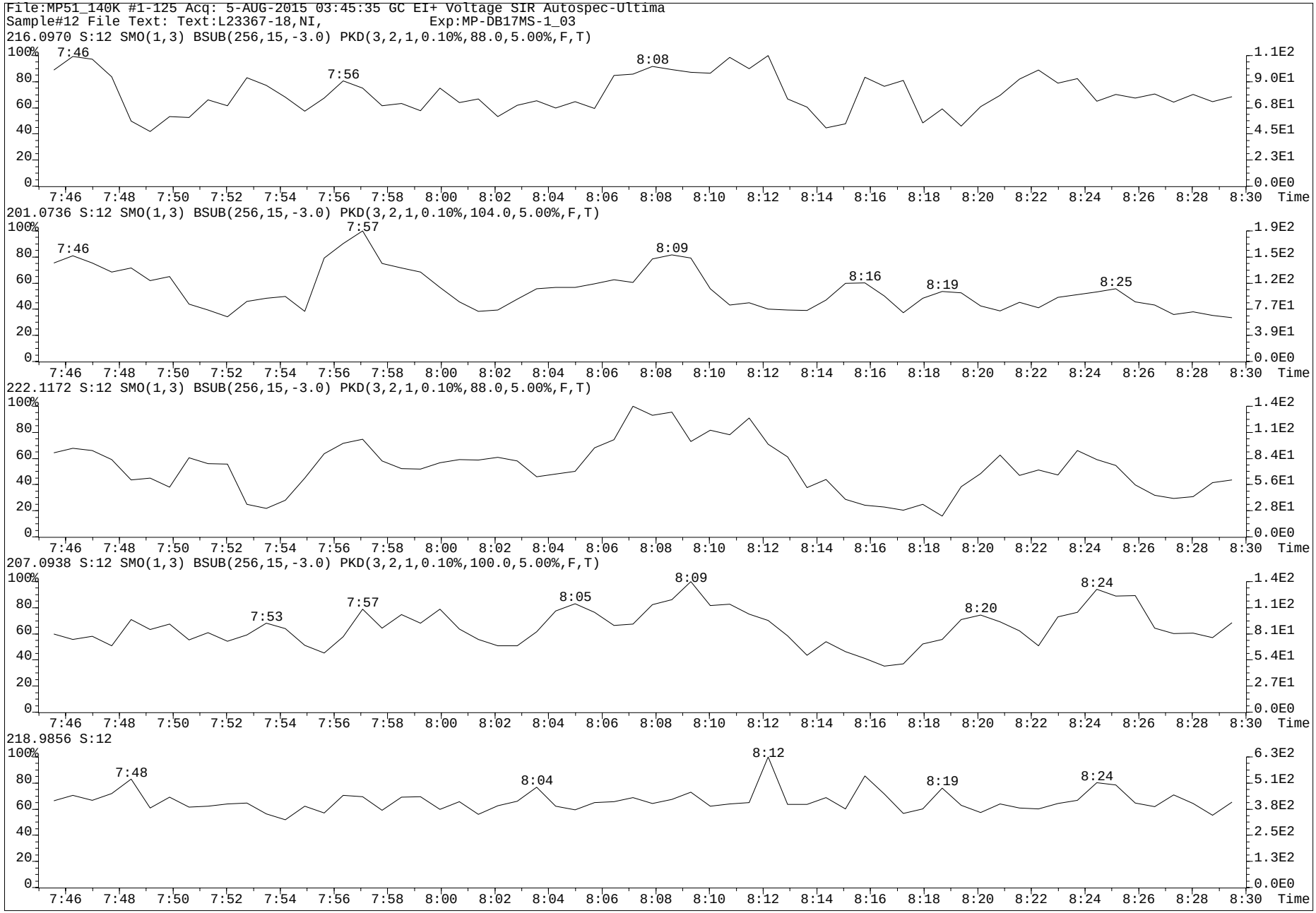
File:MP51_140K #1-125 Acq: 5-AUG-2015 03:45:35 GC EI+ Voltage SIR Autospec-Ultima
Sample#12 File Text: Text:L23367-18,NI, Exp:MP-DB17MS-1_03
216.0970 S:12 SMO(1,3) BSUB(256,15,-3.0) PKD(3,2,1,0.10%,88.0,5.00%,F,T)
7:46
7:56
8:08
201.0736 S:12 SMO(1,3) BSUB(256,15,-3.0) PKD(3,2,1,0.10%,104.0,5.00%,F,T)
7:46
7:57
8:09
8:16
8:19
8:25
222.1172 S:12 SMO(1,3) BSUB(256,15,-3.0) PKD(3,2,1,0.10%,88.0,5.00%,F,T)
207.0938 S:12 SMO(1,3) BSUB(256,15,-3.0) PKD(3,2,1,0.10%,100.0,5.00%,F,T)
7:53
7:57
8:05
8:09
8:20
8:24
218.9856 S:12
7:48
8:04
8:12
8:19
8:24
Time

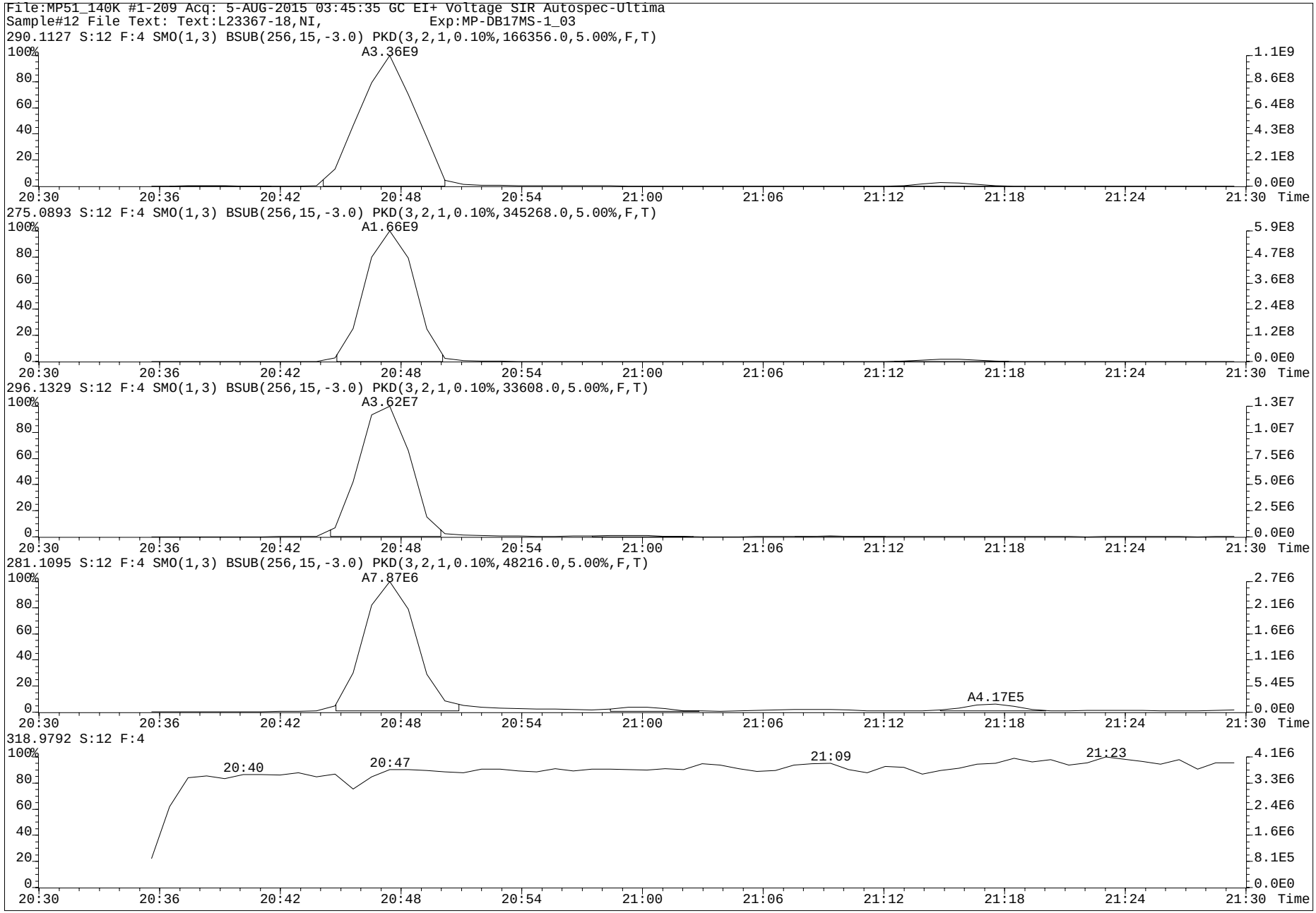
File:MP51_140K #1-209 Acq: 5-AUG-2015 03:45:35 GC EI+ Voltage SIR Autospec-Ultima
Sample#12 File Text: Text:L23367-18,NI, Exp:MP-DB17MS-1_03
290.1127 S:12 F:4 SMO(1,3) BSUB(256,15,-3.0) PKD(3,2,1,0.10%,166356.0,5.00%,F,T)
A3.36E9
275.0893 S:12 F:4 SMO(1,3) BSUB(256,15,-3.0) PKD(3,2,1,0.10%,345268.0,5.00%,F,T)
A1.66E9
296.1329 S:12 F:4 SMO(1,3) BSUB(256,15,-3.0) PKD(3,2,1,0.10%,33608.0,5.00%,F,T)
A3.62E7
281.1095 S:12 F:4 SMO(1,3) BSUB(256,15,-3.0) PKD(3,2,1,0.10%,48216.0,5.00%,F,T)
A7.87E6
A4.17E5
318.9792 S:12 F:4
20:40
20:47
21:09
21:23
Time

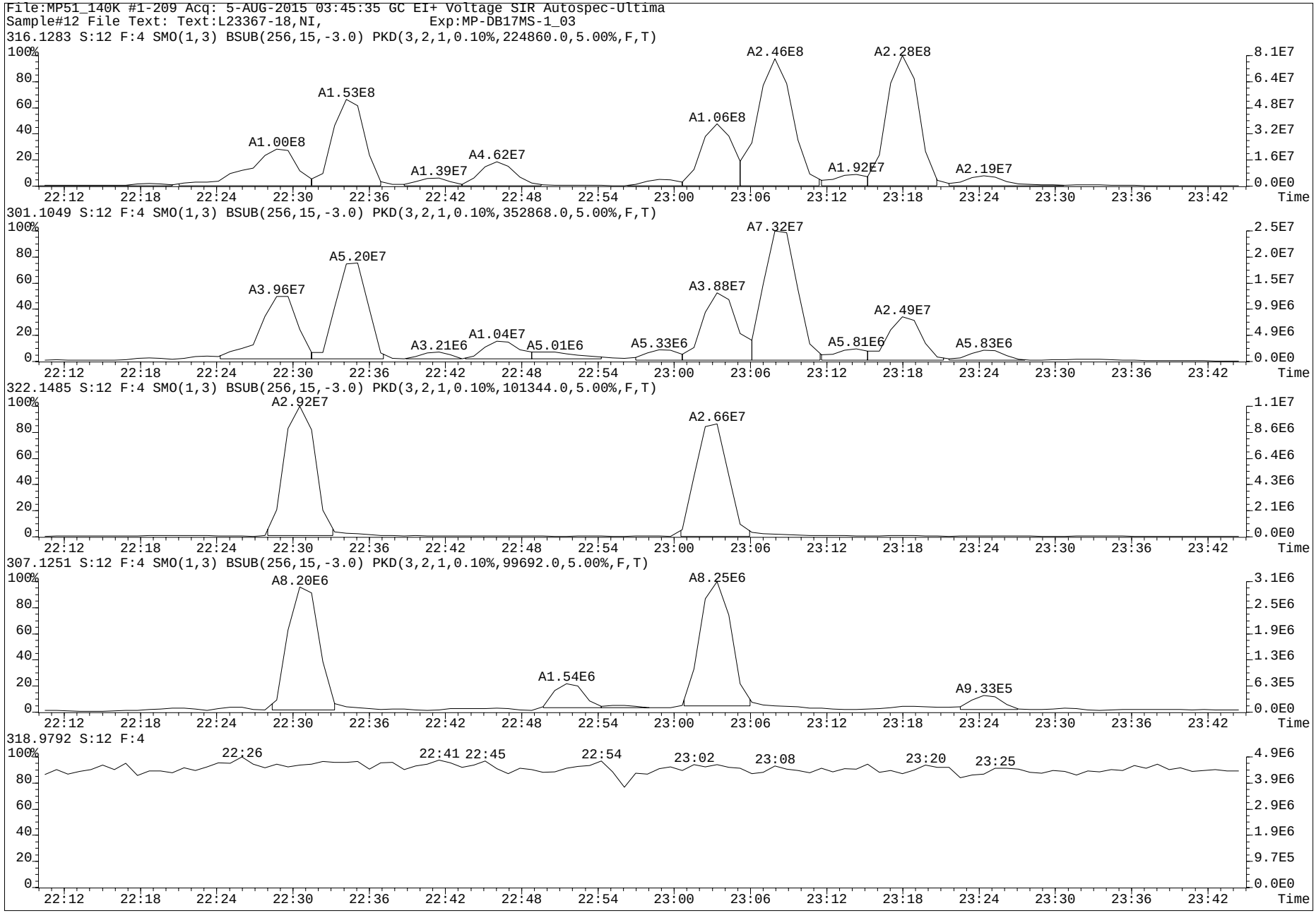
File:MP51_140K #1-209 Acq: 5-AUG-2015 03:45:35 GC EI+ Voltage SIR Autospec-Ultima
Sample#12 File Text: Text:L23367-18,NI, Exp:MP-DB17MS-1_03
316.1283 S:12 F:4 SMO(1,3) BSUB(256,15,-3.0) PKD(3,2,1,0.10%,224860.0,5.00%,F,T)
A1.00E8
A1.53E8
A1.39E7
A4.62E7
A1.06E8
A2.46E8
A1.92E7
A2.28E8
A2.19E7
301.1049 S:12 F:4 SMO(1,3) BSUB(256,15,-3.0) PKD(3,2,1,0.10%,352868.0,5.00%,F,T)
A3.96E7
A5.20E7
A3.21E6
A1.04E7
A5.01E6
A5.33E6
A3.88E7
A7.32E7
A5.81E6
A2.49E7
A5.83E6
322.1485 S:12 F:4 SMO(1,3) BSUB(256,15,-3.0) PKD(3,2,1,0.10%,101344.0,5.00%,F,T)
A2.92E7
A2.66E7
307.1251 S:12 F:4 SMO(1,3) BSUB(256,15,-3.0) PKD(3,2,1,0.10%,99692.0,5.00%,F,T)
A8.20E6
A1.54E6
A8.25E6
A9.33E5
318.9792 S:12 F:4
22:26
22:41
22:45
22:54
23:02
23:08
23:20
23:25
Time

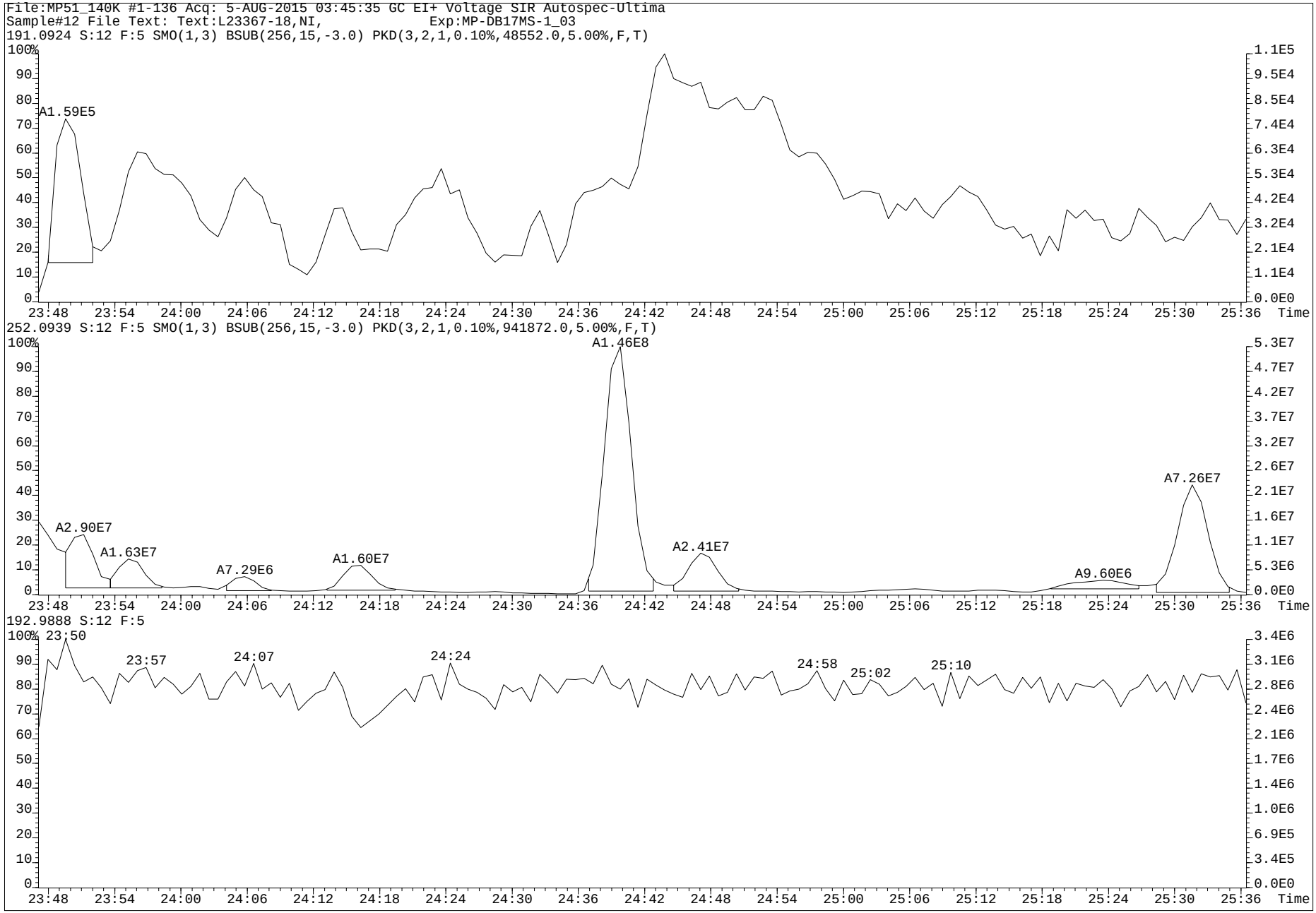
File:MP51_140K #1-136 Acq: 5-AUG-2015 03:45:35 GC EI+ Voltage SIR Autospec-Ultima
Sample#12 File Text: Text:L23367-18,NI, Exp:MP-DB17MS-1_03
191.0924 S:12 F:5 SMO(1,3) BSUB(256,15,-3.0) PKD(3,2,1,0.10%,48552.0,5.00%,F,T)
A1.59E5
252.0939 S:12 F:5 SMO(1,3) BSUB(256,15,-3.0) PKD(3,2,1,0.10%,941872.0,5.00%,F,T)
A1.46E8
A2.90E7
A1.63E7
A7.29E6
A1.60E7
A2.41E7
A9.60E6
A7.26E7
192.9888 S:12 F:5
23:50
23:57
24:07
24:24
24:58
25:02
25:10
Time

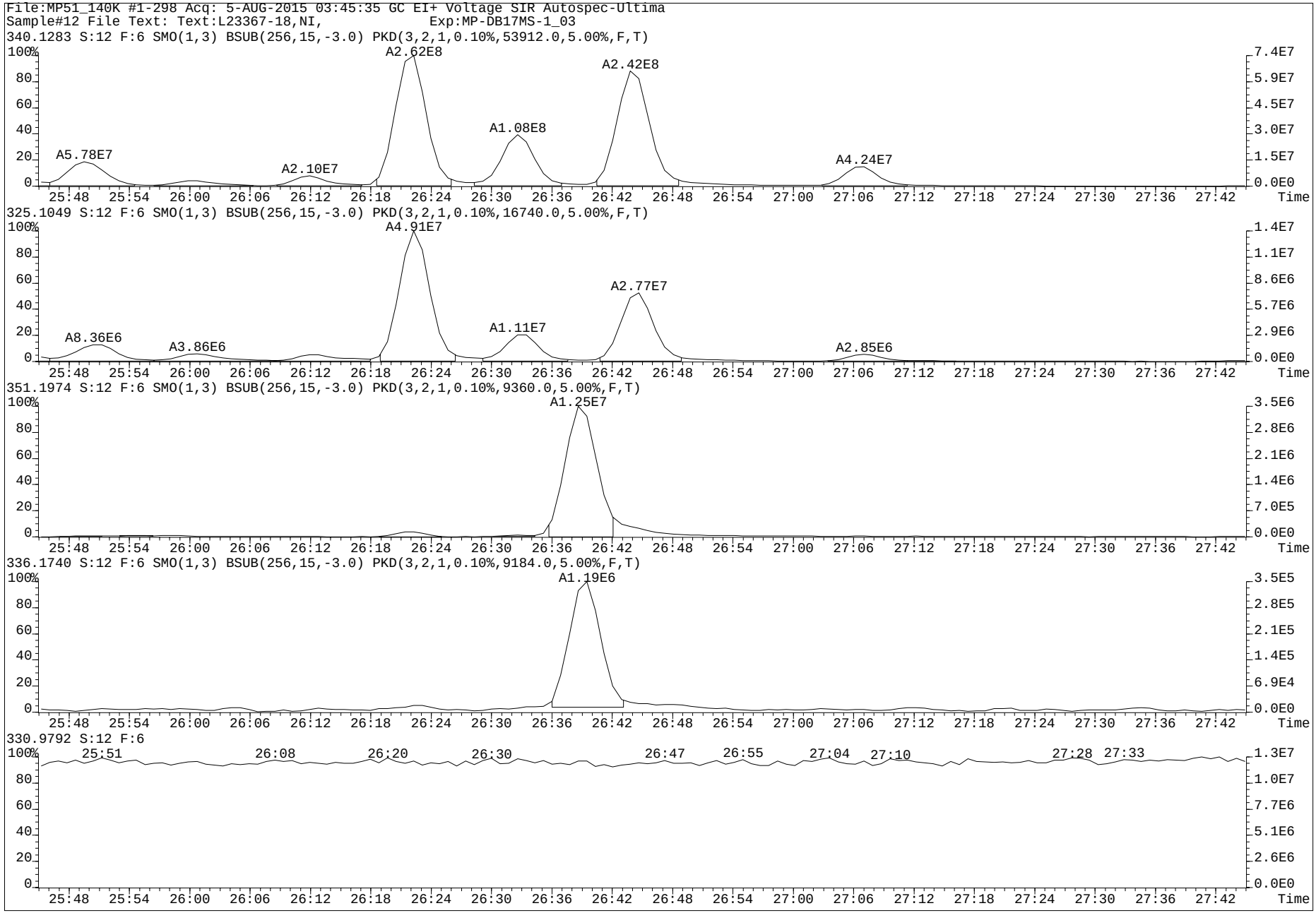
File:MP51_140K #1-298 Acq: 5-AUG-2015 03:45:35 GC EI+ Voltage SIR Autospec-Ultima
Sample#12 File Text: Text:L23367-18,NI, Exp:MP-DB17MS-1_03
340.1283 S:12 F:6 SMO(1,3) BSUB(256,15,-3.0) PKD(3,2,1,0.10%,53912.0,5.00%,F,T)
A5.78E7
A2.10E7
A2.62E8
A1.08E8
A2.42E8
A4.24E7
325.1049 S:12 F:6 SMO(1,3) BSUB(256,15,-3.0) PKD(3,2,1,0.10%,16740.0,5.00%,F,T)
A8.36E6
A3.86E6
A4.91E7
A1.11E7
A2.77E7
A2.85E6
351.1974 S:12 F:6 SMO(1,3) BSUB(256,15,-3.0) PKD(3,2,1,0.10%,9360.0,5.00%,F,T)
A1.25E7
336.1740 S:12 F:6 SMO(1,3) BSUB(256,15,-3.0) PKD(3,2,1,0.10%,9184.0,5.00%,F,T)
A1.19E6
330.9792 S:12 F:6
25:51
26:08
26:20
26:30
26:47
26:55
27:04
27:10
27:28
27:33
Time

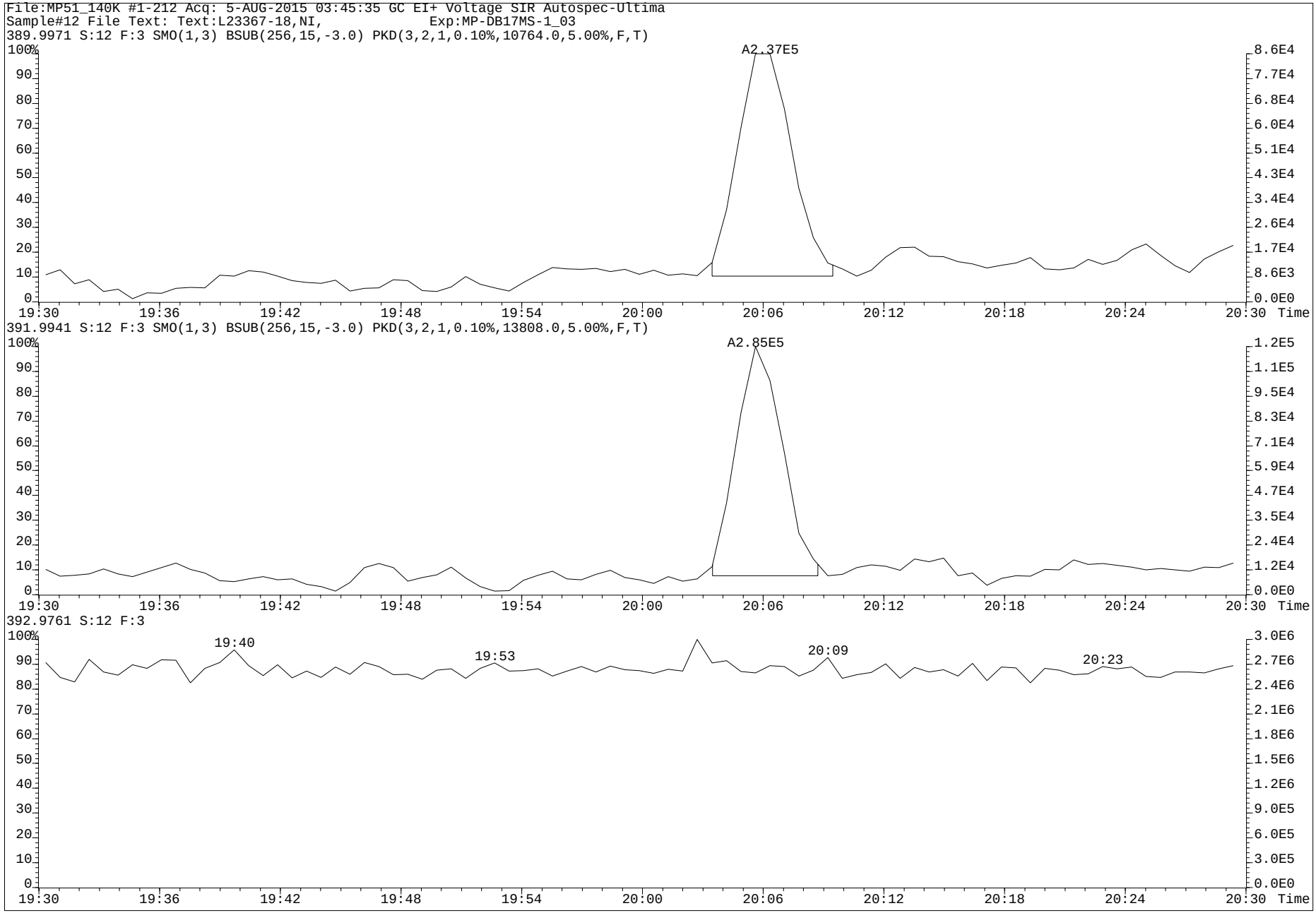
File:MP51_140K #1-212 Acq: 5-AUG-2015 03:45:35 GC EI+ Voltage SIR Autospec-Ultima
Sample#12 File Text: Text:L23367-18,NI, Exp:MP-DB17MS-1_03
389.9971 S:12 F:3 SMO(1,3) BSUB(256,15,-3.0) PKD(3,2,1,0.10%,10764.0,5.00%,F,T)
A2.37E5
391.9941 S:12 F:3 SMO(1,3) BSUB(256,15,-3.0) PKD(3,2,1,0.10%,13808.0,5.00%,F,T)
A2.85E5
392.9761 S:12 F:3
19:40
19:53
20:09
20:23
19:30 19:36 19:42 19:48 19:54 20:00 20:06 20:12 20:18 20:24 20:30 Time

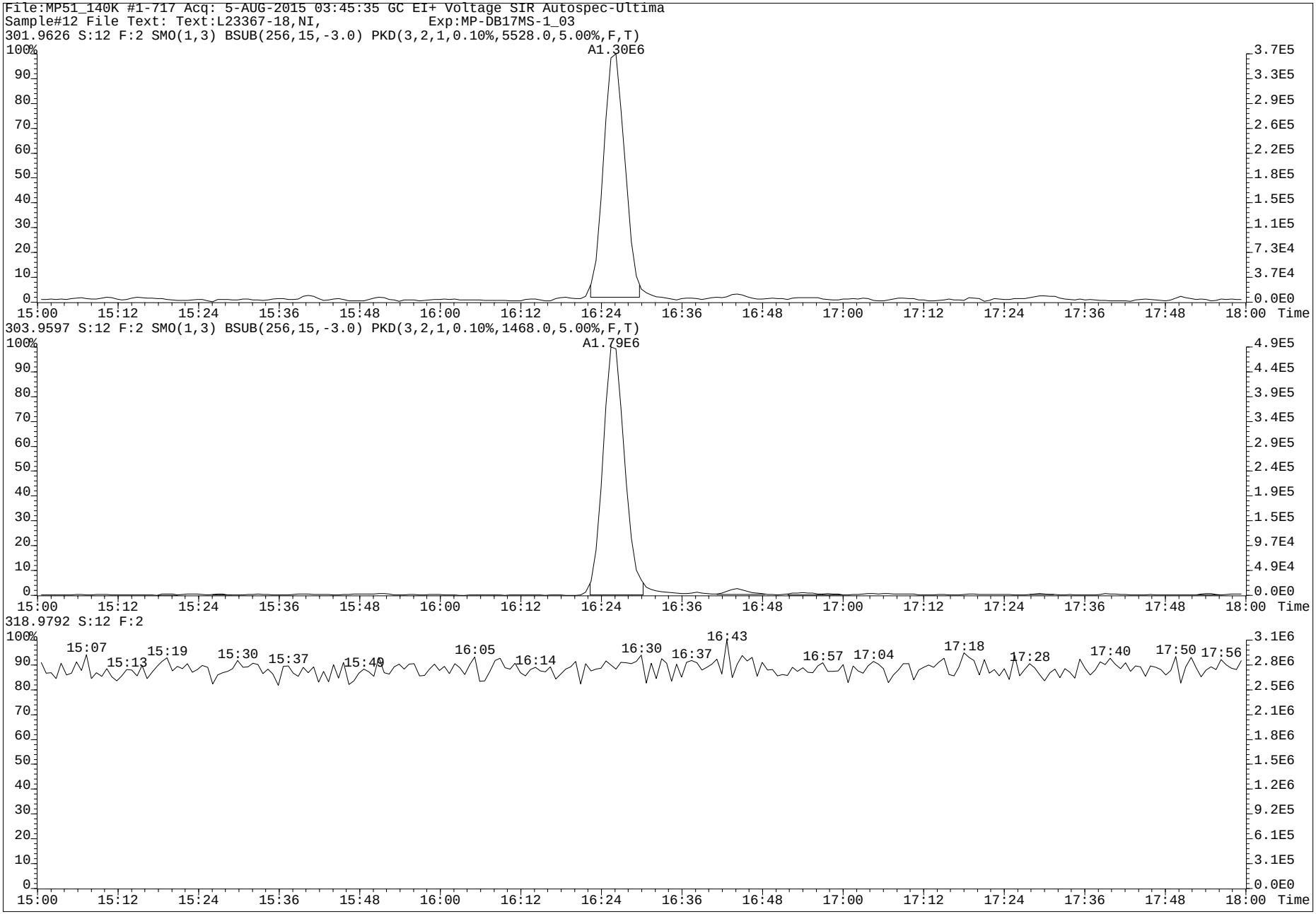
File:MP51_140K #1-717 Acq: 5-AUG-2015 03:45:35 GC EI+ Voltage SIR Autospec-Ultima
Sample#12 File Text: Text:L23367-18,NI, Exp:MP-DB17MS-1_03
301.9626 S:12 F:2 SMO(1,3) BSUB(256,15,-3.0) PKD(3,2,1,0.10%,5528.0,5.00%,F,T)
A1.30E6
303.9597 S:12 F:2 SMO(1,3) BSUB(256,15,-3.0) PKD(3,2,1,0.10%,1468.0,5.00%,F,T)
A1.79E6
318.9792 S:12 F:2
Time

www.axysanalytical.com

Run #14 Filename MP51_136B S: 6 I: 1 Acquired: 23-JUL-15 00:50:57 Processed: 23-JUL-15 13:22:35
Run: mp51_136b-a Analyte: MP-DB17-S12 Cal: mp51_134-8a Results: mp51_136b-b Version: V3.6 6-JAN-2000 17:51:42
Sample text: L23367-19,WI2, 4 Comments: 4,WG51828,2.0/800uL
sample size: 4.163000 conc units: pg/mL total toxicity: 38131.» F1: 1.0000 F2: 1.0000

	Typ	Name	#Hom	Resp	RA		RT	Conc	Tox #1	DL	Rec	M?
1	Unk	1-OH-Naphthalene	1	2.29e+07	0.78	n	8:07	3908.003	391	439.3749	-	n
2	Unk	1-OH-Pyrene	1	3.93e+09	1.41	n	20:40	297252.354	29725	740.9314	-	n
3	Unk	3-OH-Chrysene	1	2.13e+08	2.08	n	22:56	22070.018	2207	1271.1977	-	n
4	Unk	3-OH-Benz[a]anthracene	1	1.46e+07	1.70	n	23:06	1282.110	641	1032.6751	-	y
5	Unk	7,8-OH-Benzo[a]pyrene-C	0	*	*	n	NotFnd	*	*	*	-	n
6	Unk	7,8-OH-Benzo[a]pyrene-T	0	*	*	n	NotFnd	*	*	*	-	n
7	Unk	7,8-OH-Benzo[a]pyrene-3	1	5.03e+06	8.88	n	26:02	*	*	*	-	n
8	Unk	9-OH-Benzo[a]pyrene	1	5.89e+07	6.00	n	26:24	13498.155	1350	107.9808	-	n
9	Unk	3-OH-Benzo[a]pyrene	1	1.28e+08	5.97	n	26:35	38178.056	3818	186.7113	-	n
10	Unk	7,8-OH-Benzo[a]pyrene-4	1	2.26e+07	11.95	n	26:57	*	*	*	-	n
11	IS	13C6-1-OH-Naphthalene	1	5.86e+07	0.69	n	8:07	4663.032	-	246.0761	38.8	n
12	IS	13C6-1-OH-Pyrene	1	1.57e+08	3.33	n	20:39	9201.109	-	91.2821	76.6	n
13	IS	13C6-1-OH-BAA	1	1.40e+08	2.34	n	22:24	10581.177	-	329.9235	87.4	n
14	IS	13C6-3-OH-Chrysene	1	1.44e+08	2.14	n	22:56	9608.513	-	291.3148	79.2	n
15	IS	D11-3-OH-Benzo[a]pyrene	1	6.22e+07	7.41	n	26:30	9549.245	-	20.7024	79.9	n
16	IS	13C-CL4-OH-PCB-79	1	3.28e+06	0.78	y	19:58	1391.041	-	197.8488	57.9	n
17	IS	13C-CL4-PCB-79	0	*	*	n	NotFnd	*	-	*	Div0	n
18	RS	13C-CL4-PCB-81	1	2.69e+07	0.77	y	16:15	2.044	-	-	-	n
19	Tot	Fn1 Lock	-	-			-	-	-	-	-	n
20	Tot	Fn2 Lock	-	-			-	-	-	-	-	n
21	Tot	Fn3 Lock	-	-			-	-	-	-	-	n
22	Tot	Fn4 Lock	-	-			-	-	-	-	-	n
23	Tot	Fn4 Lock	-	-			-	-	-	-	-	n
24	Tot	Fn5 Lock	-	-			-	-	-	-	-	n
25	Tot	Fn6 Lock	-	-			-	-	-	-	-	n

x conc. LOC by 1.041

PV AS 8-AUG-2015

≤ V by MW
10-Aug-2015

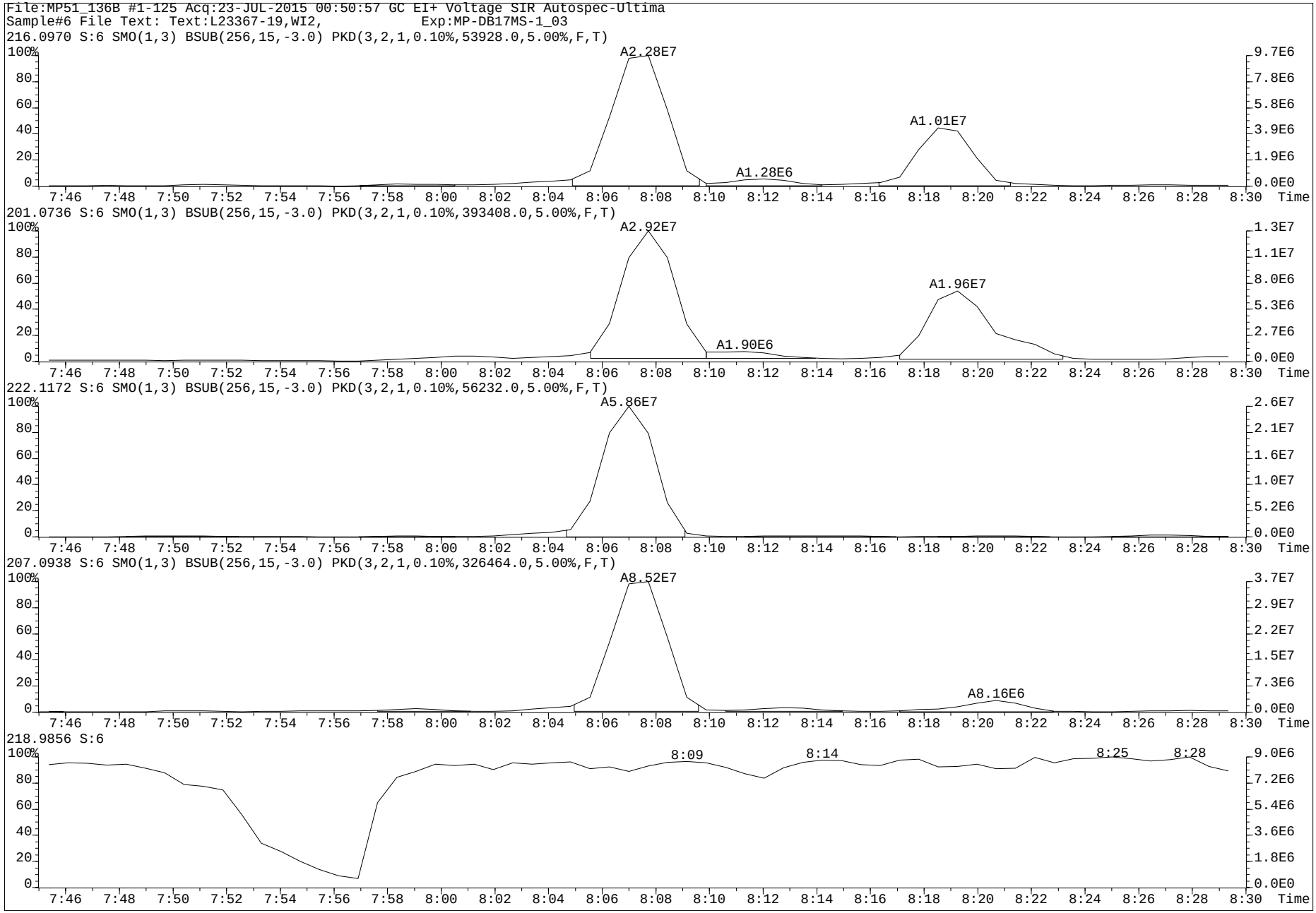
File:MP51_136B #1-125 Acq:23-JUL-2015 00:50:57 GC EI+ Voltage SIR Autospec-Ultima
Sample#6 File Text: Text:L23367-19,WI2, Exp:MP-DB17MS-1_03
216.0970 S:6 SMO(1,3) BSUB(256,15,-3.0) PKD(3,2,1,0.10%,53928.0,5.00%,F,T)
A2.28E7
A1.01E7
A1.28E6
201.0736 S:6 SMO(1,3) BSUB(256,15,-3.0) PKD(3,2,1,0.10%,393408.0,5.00%,F,T)
A2.92E7
A1.96E7
A1.90E6
222.1172 S:6 SMO(1,3) BSUB(256,15,-3.0) PKD(3,2,1,0.10%,56232.0,5.00%,F,T)
A5.86E7
207.0938 S:6 SMO(1,3) BSUB(256,15,-3.0) PKD(3,2,1,0.10%,326464.0,5.00%,F,T)
A8.52E7
A8.16E6
218.9856 S:6
8:09
8:14
8:25
8:28
Time

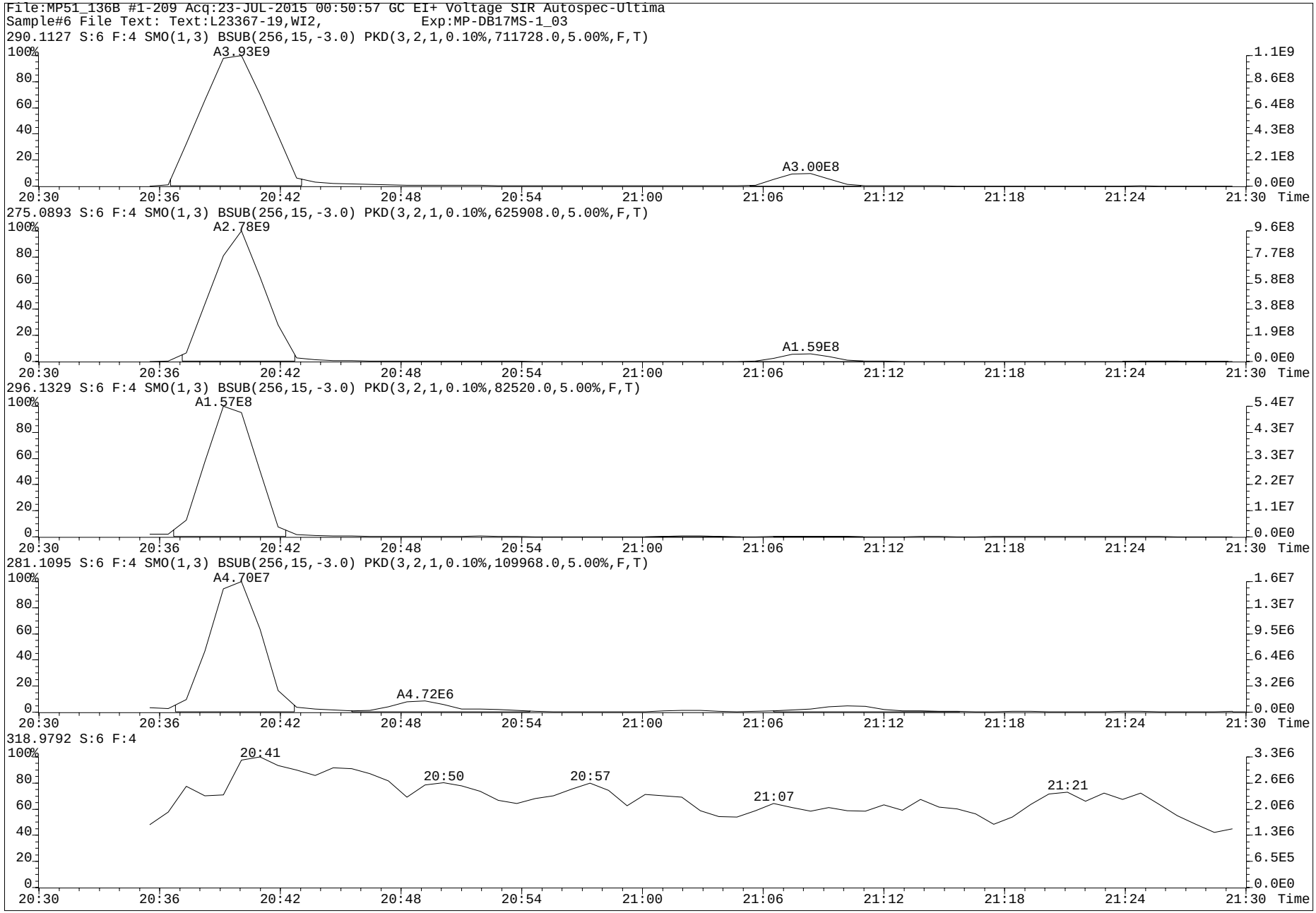
File:MP51_136B #1-209 Acq:23-JUL-2015 00:50:57 GC EI+ Voltage SIR Autospec-Ultima
Sample#6 File Text: Text:L23367-19,WI2, Exp:MP-DB17MS-1_03
290.1127 S:6 F:4 SMO(1,3) BSUB(256,15,-3.0) PKD(3,2,1,0.10%,711728.0,5.00%,F,T)
A3.93E9
A3.00E8
275.0893 S:6 F:4 SMO(1,3) BSUB(256,15,-3.0) PKD(3,2,1,0.10%,625908.0,5.00%,F,T)
A2.78E9
A1.59E8
296.1329 S:6 F:4 SMO(1,3) BSUB(256,15,-3.0) PKD(3,2,1,0.10%,82520.0,5.00%,F,T)
A1.57E8
281.1095 S:6 F:4 SMO(1,3) BSUB(256,15,-3.0) PKD(3,2,1,0.10%,109968.0,5.00%,F,T)
A4.70E7
A4.72E6
318.9792 S:6 F:4
20:41
20:50
20:57
21:07
21:21
Time

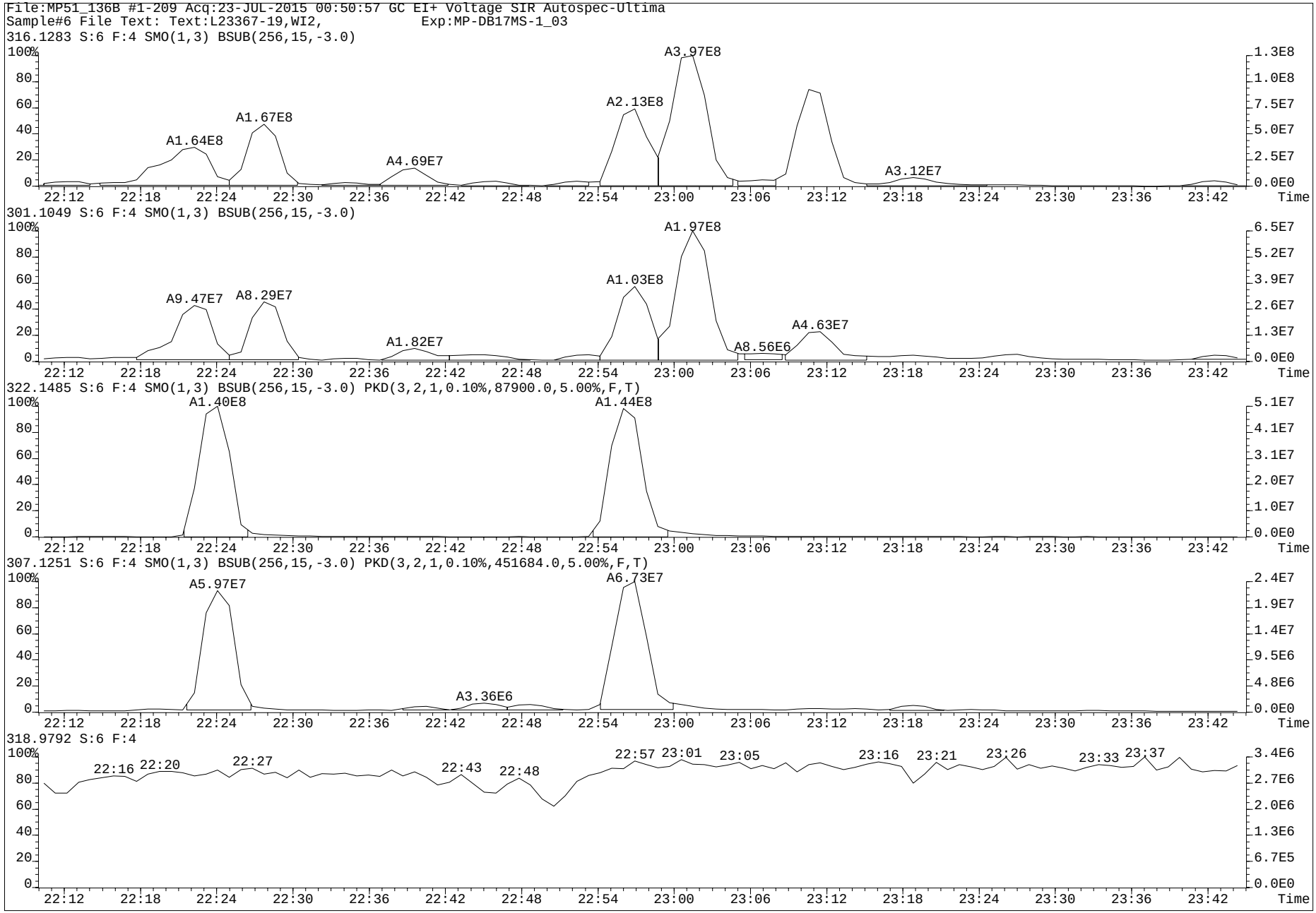
File:MP51_136B #1-209 Acq:23-JUL-2015 00:50:57 GC EI+ Voltage SIR Autospec-Ultima
Sample#6 File Text: Text:L23367-19,WI2, Exp:MP-DB17MS-1_03
316.1283 S:6 F:4 SMO(1,3) BSUB(256,15,-3.0)
A1.64E8
A1.67E8
A4.69E7
A2.13E8
A3.97E8
A3.12E7
301.1049 S:6 F:4 SMO(1,3) BSUB(256,15,-3.0)
A9.47E7
A8.29E7
A1.82E7
A1.03E8
A1.97E8
A8.56E6
A4.63E7
322.1485 S:6 F:4 SMO(1,3) BSUB(256,15,-3.0) PKD(3,2,1,0.10%,87900.0,5.00%,F,T)
A1.40E8
A1.44E8
307.1251 S:6 F:4 SMO(1,3) BSUB(256,15,-3.0) PKD(3,2,1,0.10%,451684.0,5.00%,F,T)
A5.97E7
A3.36E6
A6.73E7
318.9792 S:6 F:4
22:16
22:20
22:27
22:43
22:48
22:57
23:01
23:05
23:16
23:21
23:26
23:33
23:37
Time

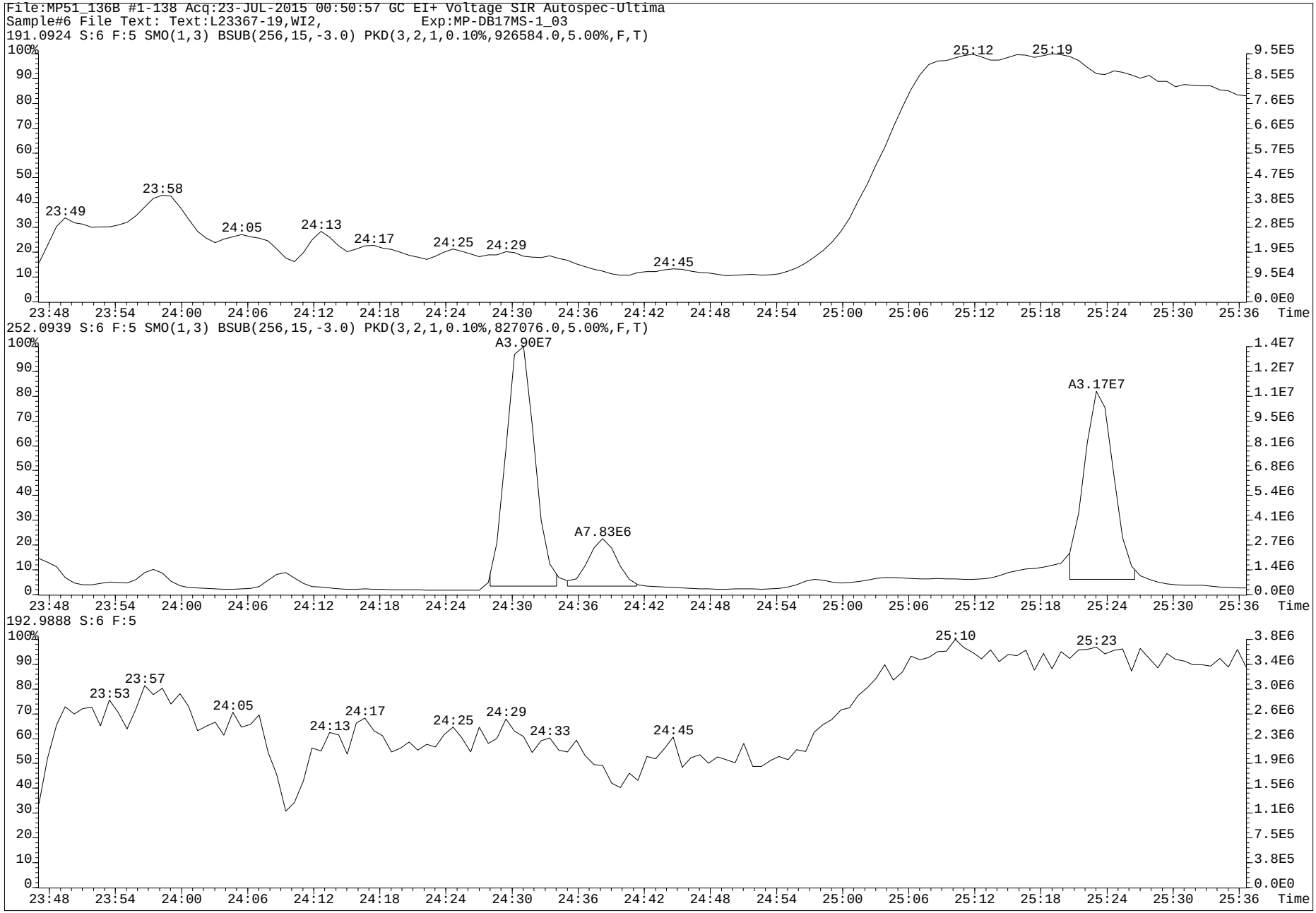
File:MP51_136B #1-138 Acq:23-JUL-2015 00:50:57 GC EI+ Voltage SIR Autospec-Ultima
Sample#6 File Text: Text:L23367-19,WI2, Exp:MP-DB17MS-1_03
191.0924 S:6 F:5 SMO(1,3) BSUB(256,15,-3.0) PKD(3,2,1,0.10%,926584.0,5.00%,F,T)
23:49
23:58
24:05
24:13
24:17
24:25
24:29
24:45
25:12
25:19
252.0939 S:6 F:5 SMO(1,3) BSUB(256,15,-3.0) PKD(3,2,1,0.10%,827076.0,5.00%,F,T)
A3.90E7
A7.83E6
A3.17E7
192.9888 S:6 F:5
23:53
23:57
24:05
24:13
24:17
24:25
24:29
24:33
24:45
25:10
25:23
Time

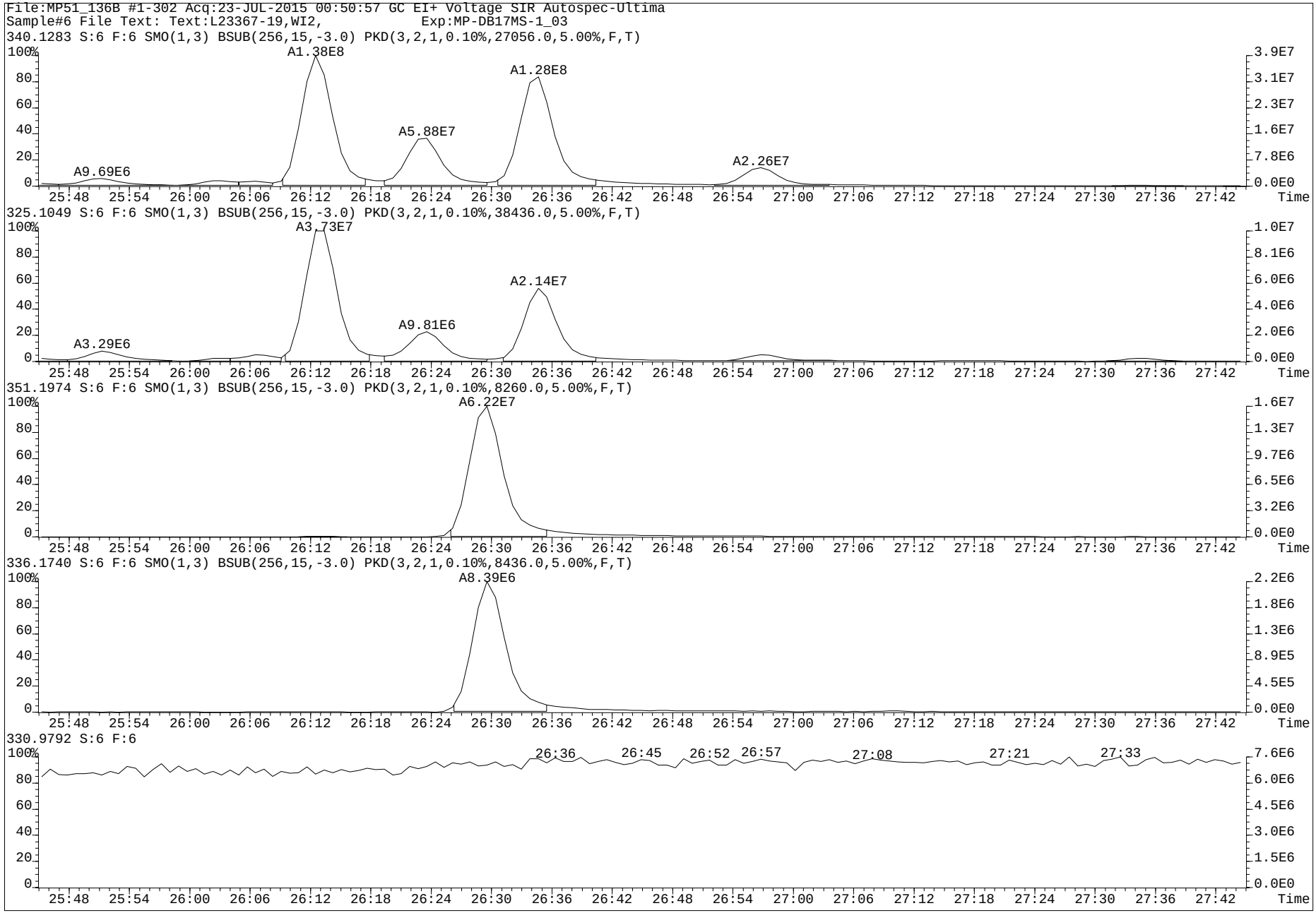
File:MP51_136B #1-302 Acq:23-JUL-2015 00:50:57 GC EI+ Voltage SIR Autospec-Ultima
Sample#6 File Text: Text:L23367-19,WI2, Exp:MP-DB17MS-1_03
340.1283 S:6 F:6 SMO(1,3) BSUB(256,15,-3.0) PKD(3,2,1,0.10%,27056.0,5.00%,F,T)
A1.38E8
A1.28E8
A5.88E7
A2.26E7
A9.69E6
325.1049 S:6 F:6 SMO(1,3) BSUB(256,15,-3.0) PKD(3,2,1,0.10%,38436.0,5.00%,F,T)
A3.73E7
A2.14E7
A9.81E6
A3.29E6
351.1974 S:6 F:6 SMO(1,3) BSUB(256,15,-3.0) PKD(3,2,1,0.10%,8260.0,5.00%,F,T)
A6.22E7
336.1740 S:6 F:6 SMO(1,3) BSUB(256,15,-3.0) PKD(3,2,1,0.10%,8436.0,5.00%,F,T)
A8.39E6
330.9792 S:6 F:6
26:36
26:45
26:52
26:57
27:08
27:21
27:33
Time

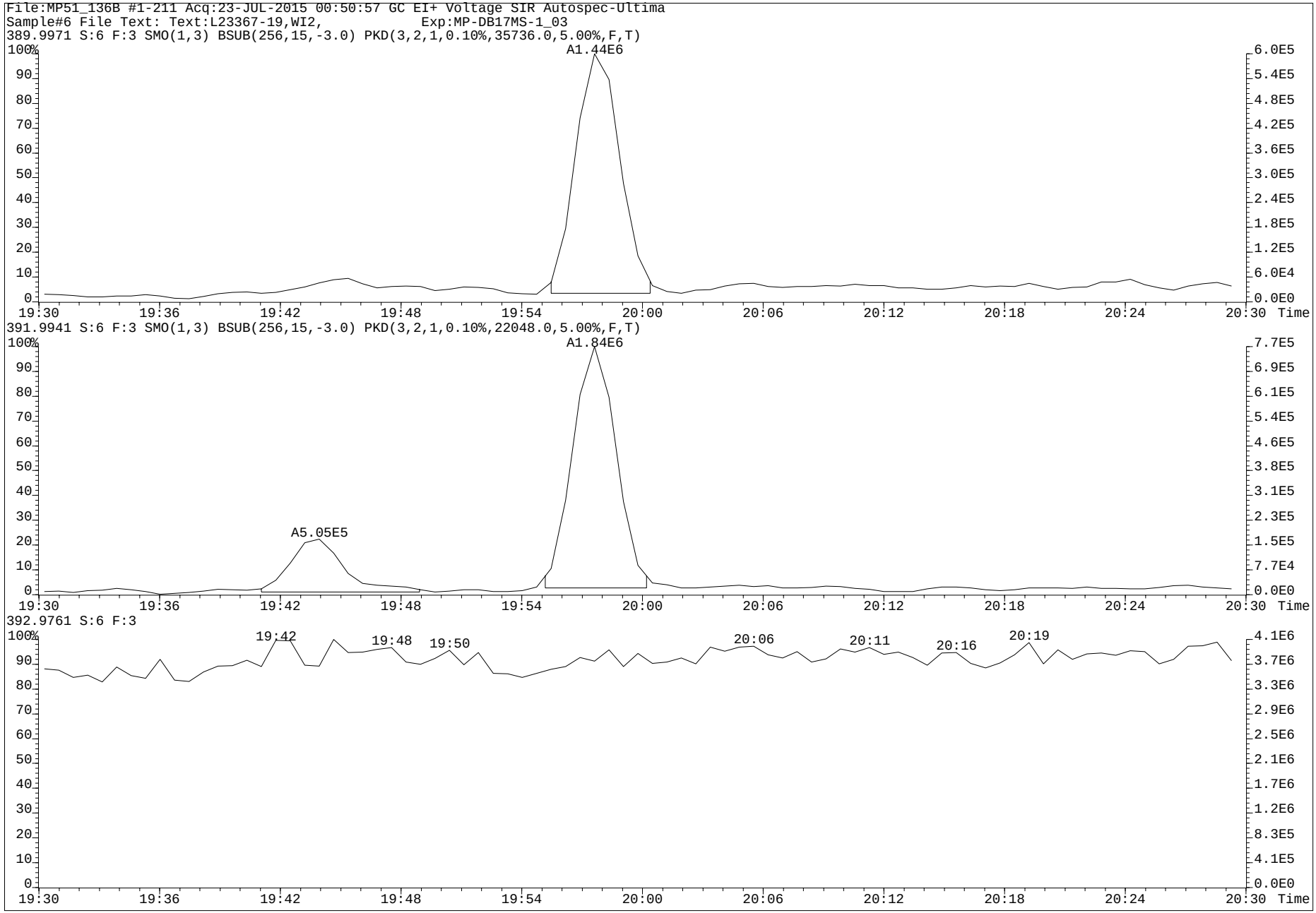
File:MP51_136B #1-211 Acq:23-JUL-2015 00:50:57 GC EI+ Voltage SIR Autospec-Ultima
Sample#6 File Text: Text:L23367-19,WI2, Exp:MP-DB17MS-1_03
389.9971 S:6 F:3 SMO(1,3) BSUB(256,15,-3.0) PKD(3,2,1,0.10%,35736.0,5.00%,F,T)
A1.44E6
391.9941 S:6 F:3 SMO(1,3) BSUB(256,15,-3.0) PKD(3,2,1,0.10%,22048.0,5.00%,F,T)
A1.84E6
A5.05E5
392.9761 S:6 F:3
19:42
19:48
19:50
20:06
20:11
20:16
20:19
Time

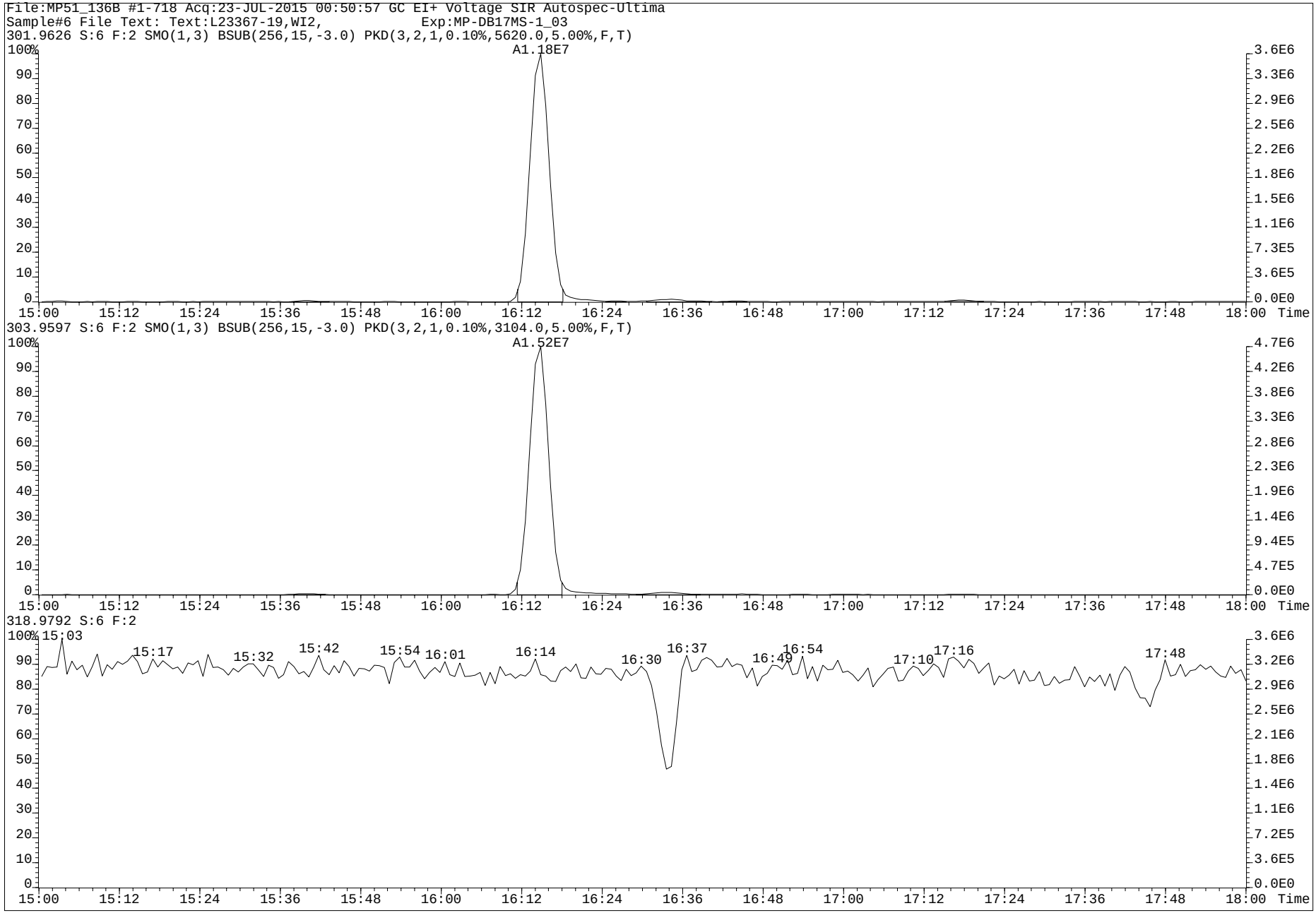
File:MP51_136B #1-718 Acq:23-JUL-2015 00:50:57 GC EI+ Voltage SIR Autospec-Ultima
Sample#6 File Text: Text:L23367-19,WI2, Exp:MP-DB17MS-1_03
301.9626 S:6 F:2 SMO(1,3) BSUB(256,15,-3.0) PKD(3,2,1,0.10%,5620.0,5.00%,F,T)
A1.18E7
303.9597 S:6 F:2 SMO(1,3) BSUB(256,15,-3.0) PKD(3,2,1,0.10%,3104.0,5.00%,F,T)
A1.52E7
318.9792 S:6 F:2
15:03
15:17
15:32
15:42
15:54
16:01
16:14
16:30
16:37
16:49
16:54
17:10
17:16
17:48
Time

www.axysanalytical.com

Run #15 Filename MP51_136B S: 7 I: 1 Acquired: 23-JUL-15 01:25:03 Processed: 23-JUL-15 13:22:35
Run: mp51_136b-a Analyte: MP-DB17-S12 Cal: mp51_134-8a Results: mp51_136b-b Version: V3.6 6-JAN-2000 17:51:42
Sample text: L23367-20,WI2, Comments: 4,WG51828,2.0/800uL
sample size: 4.22[illegible] conc units: pg/g total toxicity: 35656.» F1: 1.0000 F2: 1.0000

	Typ	Name	#Hom	Resp	RA		RT	Conc	Tox #1	DL	Rec	M?
1	Unk	1-OH-Naphthalene	1	2.60e+07	0.78	n	8:07	4650.177	465	479.4706	-	n
2	Unk	1-OH-Pyrene	1	3.60e+09	1.17	n	20:39	246918.768	24692	418.4842	-	n
3	Unk	3-OH-Chrysene	1	2.72e+08	1.82	n	22:55	27804.537	2780	864.5919	-	n
4	Unk	3-OH-Benz[a]anthracene	1	2.25e+07	2.21	n	23:06	1956.344	978	708.3224	-	y
5	Unk	7,8-OH-Benzo[a]pyrene-C	0	*	*	n	NotFnd	*	*	*	-	n
6	Unk	7,8-OH-Benzo[a]pyrene-T	0	*	*	n	NotFnd	*	*	*	-	n
7	Unk	7,8-OH-Benzo[a]pyrene-3	0	*	*	n	NotFnd	*	*	*	-	n
8	Unk	9-OH-Benzo[a]pyrene	1	7.58e+07	5.60	n	26:22	17141.594	1714	243.1880	-	n
9	Unk	3-OH-Benzo[a]pyrene	1	1.63e+08	5.60	n	26:34	50269.284	5027	437.8537	-	n
10	Unk	7,8-OH-Benzo[a]pyrene-4	1	2.59e+07	10.52	n	26:56	*	*	*	-	n
11	IS	13C6-1-OH-Naphthalene	1	5.51e+07	0.70	n	8:06	4788.854	-	359.0689	40.4	n
12	IS	13C6-1-OH-Pyrene	1	1.70e+08	3.23	n	20:39	10910.305	-	201.3962	92.1	n
13	IS	13C6-1-OH-BAA	1	1.40e+08	2.29	n	22:23	11522.407	-	361.7014	96.5	n
14	IS	13C6-3-OH-Chrysene	1	1.44e+08	2.07	n	22:55	10473.458	-	319.3739	87.6	n
15	IS	D11-3-OH-Benzo[a]pyrene	1	5.94e+07	7.18	n	26:28	9955.220	-	32.9676	84.5	n
16	IS	13C-CL4-OH-PCB-79	1	2.79e+06	0.78	y	19:57	1290.527	-	155.4441	54.5	n
17	IS	13C-CL4-PCB-79	1	1.04e+05	12.08	n	17:17	*	-	*	Div0	n
18	RS	13C-CL4-PCB-81	1	2.43e+07	0.79	y	16:14	1.819	-	-	-	n
19	Tot	Fn1 Lock	-	-			-	-	-	-	-	n
20	Tot	Fn2 Lock	-	-			-	-	-	-	-	n
21	Tot	Fn3 Lock	-	-			-	-	-	-	-	n
22	Tot	Fn4 Lock	-	-			-	-	-	-	-	n
23	Tot	Fn4 Lock	-	-			-	-	-	-	-	n
24	Tot	Fn5 Lock	-	-			-	-	-	-	-	n
25	Tot	Fn6 Lock	-	-			-	-	-	-	-	n

x conc. & RL by 1.056

PV AS 8-AUG-2015

SV by MW 12-Aug-2015

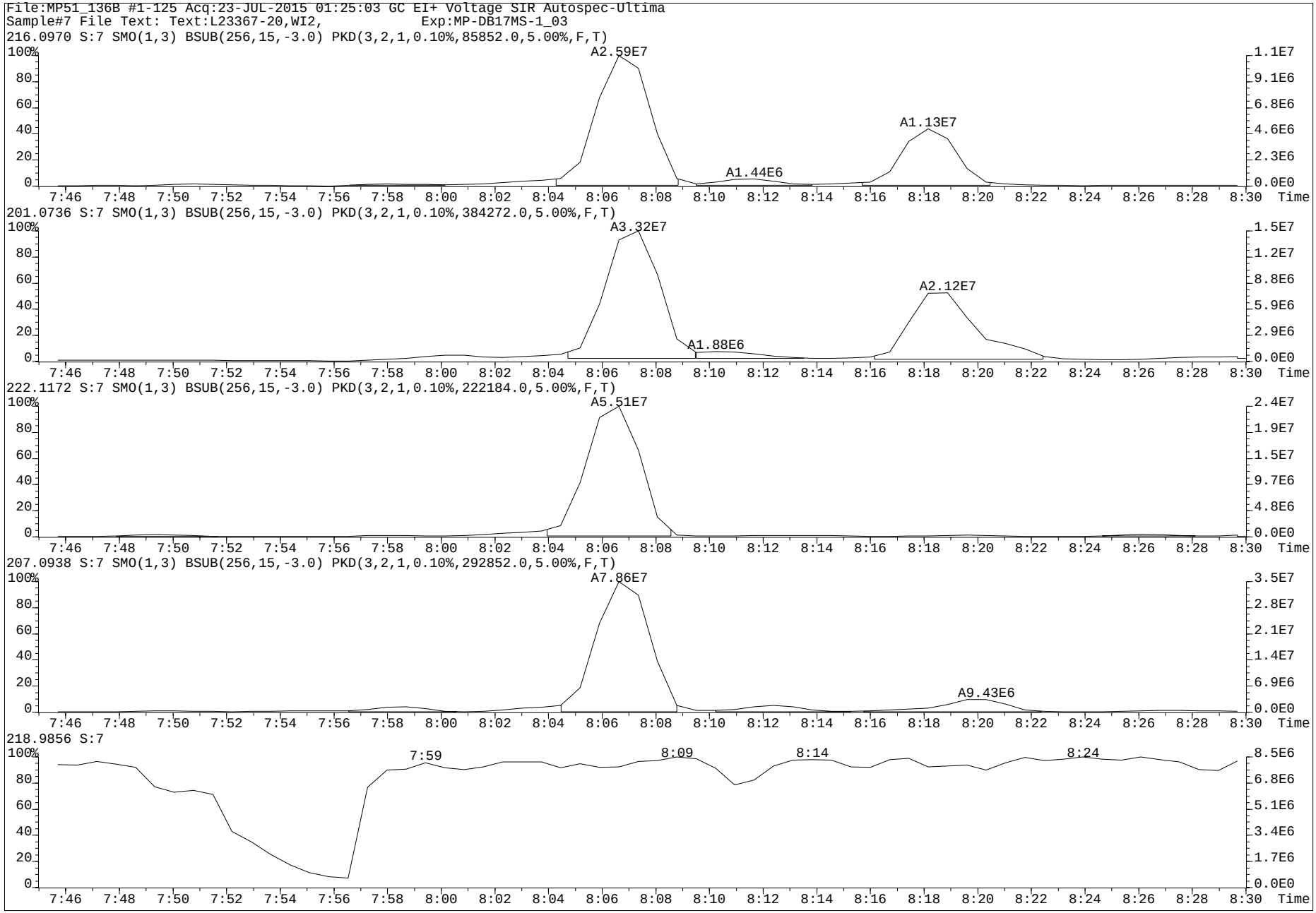
File:MP51_136B #1-125 Acq:23-JUL-2015 01:25:03 GC EI+ Voltage SIR Autospec-Ultima
Sample#7 File Text: Text:L23367-20,WI2, Exp:MP-DB17MS-1_03
216.0970 S:7 SMO(1,3) BSUB(256,15,-3.0) PKD(3,2,1,0.10%,85852.0,5.00%,F,T)
A2.59E7
A1.13E7
A1.44E6
201.0736 S:7 SMO(1,3) BSUB(256,15,-3.0) PKD(3,2,1,0.10%,384272.0,5.00%,F,T)
A3.32E7
A2.12E7
A1.88E6
222.1172 S:7 SMO(1,3) BSUB(256,15,-3.0) PKD(3,2,1,0.10%,222184.0,5.00%,F,T)
A5.51E7
207.0938 S:7 SMO(1,3) BSUB(256,15,-3.0) PKD(3,2,1,0.10%,292852.0,5.00%,F,T)
A7.86E7
A9.43E6
218.9856 S:7
7:59
8:09
8:14
8:24
Time

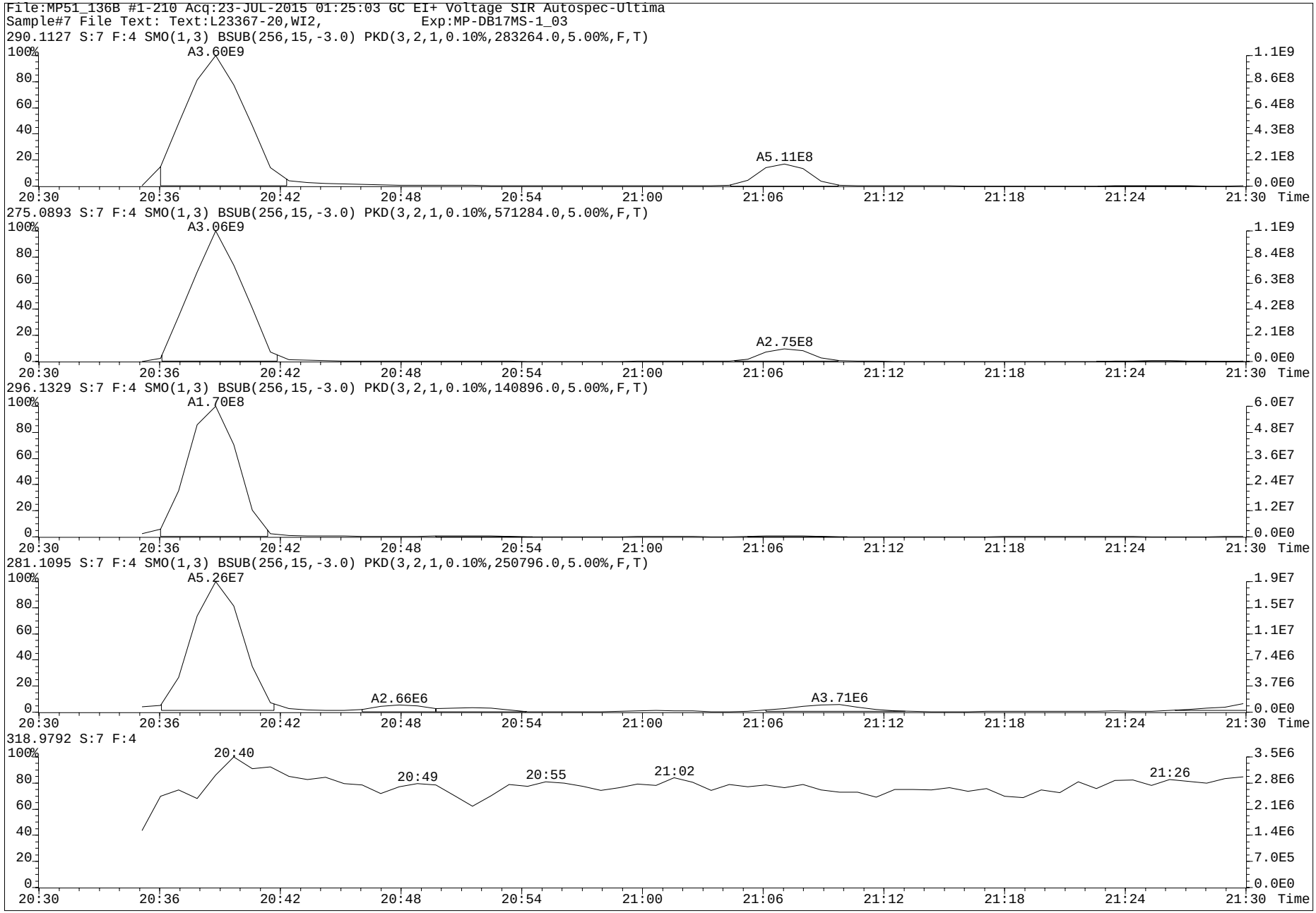
File:MP51_136B #1-210 Acq:23-JUL-2015 01:25:03 GC EI+ Voltage SIR Autospec-Ultima
Sample#7 File Text: Text:L23367-20,WI2, Exp:MP-DB17MS-1_03
290.1127 S:7 F:4 SMO(1,3) BSUB(256,15,-3.0) PKD(3,2,1,0.10%,283264.0,5.00%,F,T)
A3.60E9
A5.11E8
275.0893 S:7 F:4 SMO(1,3) BSUB(256,15,-3.0) PKD(3,2,1,0.10%,571284.0,5.00%,F,T)
A3.06E9
A2.75E8
296.1329 S:7 F:4 SMO(1,3) BSUB(256,15,-3.0) PKD(3,2,1,0.10%,140896.0,5.00%,F,T)
A1.70E8
281.1095 S:7 F:4 SMO(1,3) BSUB(256,15,-3.0) PKD(3,2,1,0.10%,250796.0,5.00%,F,T)
A5.26E7
A2.66E6
A3.71E6
318.9792 S:7 F:4
20:40
20:49
20:55
21:02
21:26
20:30
20:36
20:42
20:48
20:54
21:00
21:06
21:12
21:18
21:24
21:30
Time

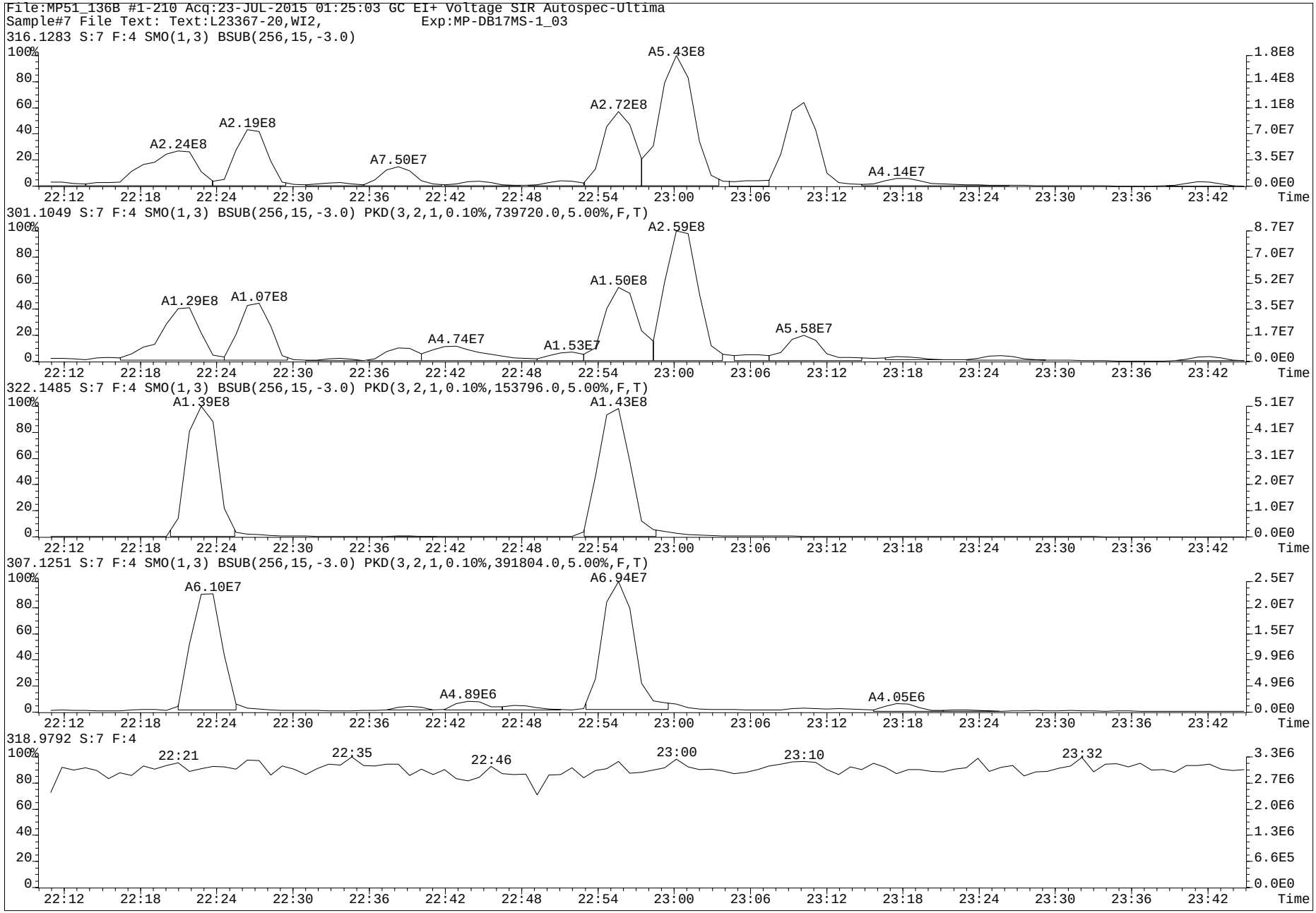
File:MP51_136B #1-210 Acq:23-JUL-2015 01:25:03 GC EI+ Voltage SIR Autospec-Ultima
Sample#7 File Text: Text:L23367-20,WI2, Exp:MP-DB17MS-1_03
316.1283 S:7 F:4 SMO(1,3) BSUB(256,15,-3.0)
A2.24E8
A2.19E8
A7.50E7
A2.72E8
A5.43E8
A4.14E7
301.1049 S:7 F:4 SMO(1,3) BSUB(256,15,-3.0) PKD(3,2,1,0.10%,739720.0,5.00%,F,T)
A1.29E8
A1.07E8
A4.74E7
A1.53E7
A1.50E8
A2.59E8
A5.58E7
322.1485 S:7 F:4 SMO(1,3) BSUB(256,15,-3.0) PKD(3,2,1,0.10%,153796.0,5.00%,F,T)
A1.39E8
A1.43E8
307.1251 S:7 F:4 SMO(1,3) BSUB(256,15,-3.0) PKD(3,2,1,0.10%,391804.0,5.00%,F,T)
A6.10E7
A4.89E6
A6.94E7
A4.05E6
318.9792 S:7 F:4
22:21
22:35
22:46
23:00
23:10
23:32
Time

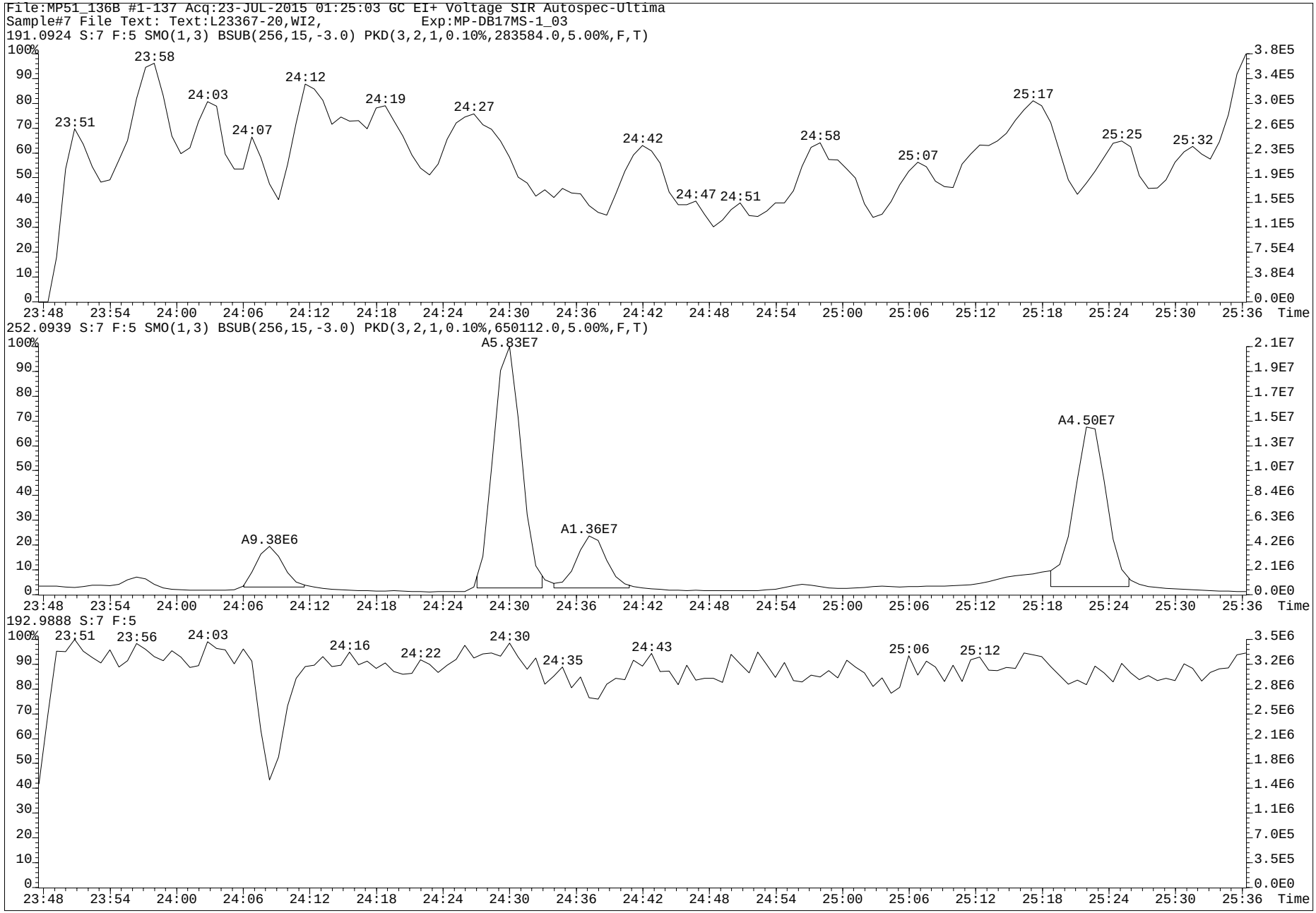
File:MP51_136B #1-137 Acq:23-JUL-2015 01:25:03 GC EI+ Voltage SIR Autospec-Ultima
Sample#7 File Text: Text:L23367-20,WI2, Exp:MP-DB17MS-1_03
191.0924 S:7 F:5 SMO(1,3) BSUB(256,15,-3.0) PKD(3,2,1,0.10%,283584.0,5.00%,F,T)
23:51
23:58
24:03
24:07
24:12
24:19
24:27
24:42
24:47
24:51
24:58
25:07
25:17
25:25
25:32
252.0939 S:7 F:5 SMO(1,3) BSUB(256,15,-3.0) PKD(3,2,1,0.10%,650112.0,5.00%,F,T)
A9.38E6
A5.83E7
A1.36E7
A4.50E7
192.9888 S:7 F:5
23:51
23:56
24:03
24:16
24:22
24:30
24:35
24:43
25:06
25:12
Time

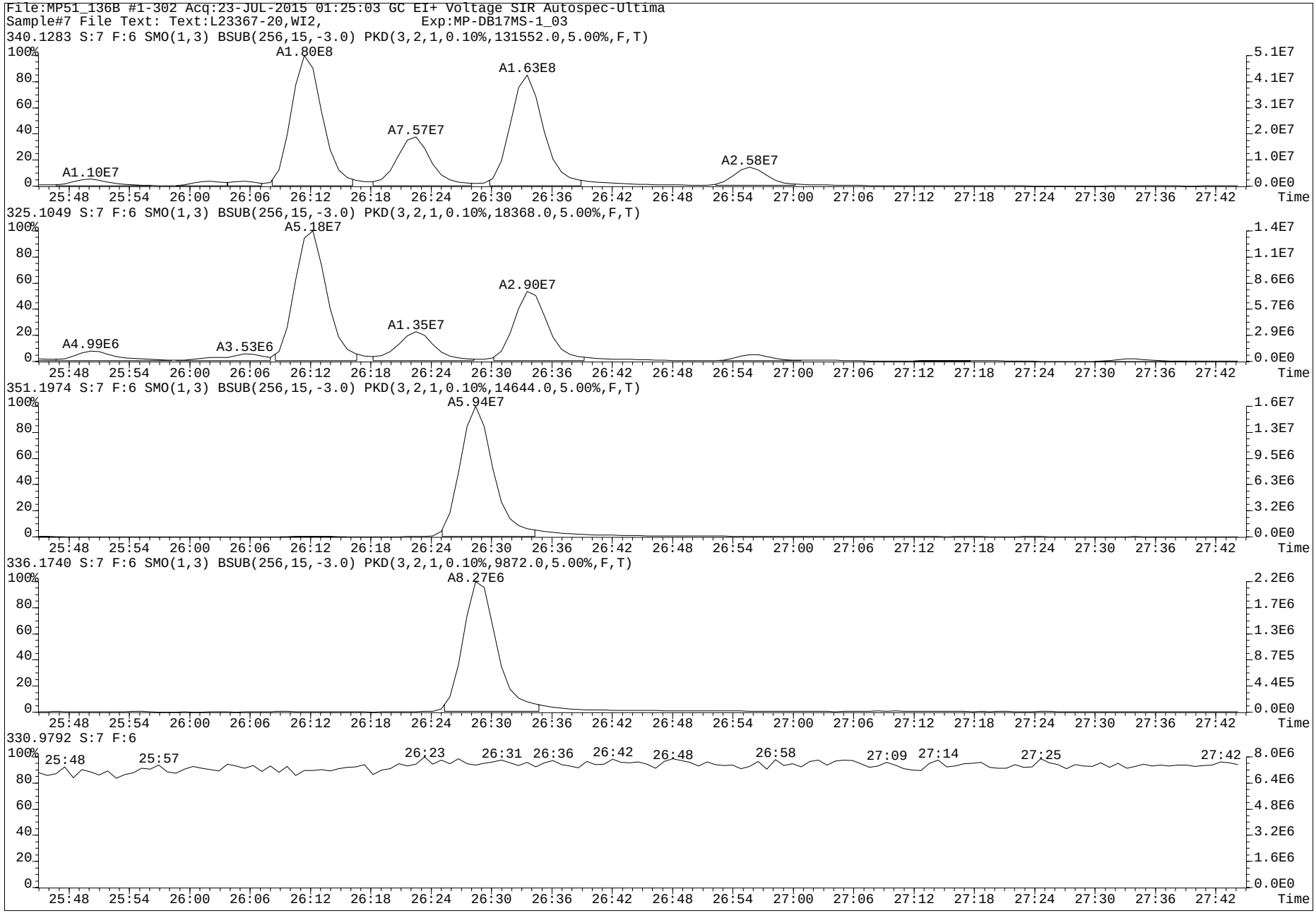
File:MP51_136B #1-302 Acq:23-JUL-2015 01:25:03 GC EI+ Voltage SIR Autospec-Ultima
Sample#7 File Text: Text:L23367-20,WI2, Exp:MP-DB17MS-1_03
340.1283 S:7 F:6 SMO(1,3) BSUB(256,15,-3.0) PKD(3,2,1,0.10%,131552.0,5.00%,F,T)
A1.80E8
A1.63E8
A7.57E7
A2.58E7
A1.10E7
325.1049 S:7 F:6 SMO(1,3) BSUB(256,15,-3.0) PKD(3,2,1,0.10%,18368.0,5.00%,F,T)
A5.18E7
A2.90E7
A1.35E7
A4.99E6
A3.53E6
351.1974 S:7 F:6 SMO(1,3) BSUB(256,15,-3.0) PKD(3,2,1,0.10%,14644.0,5.00%,F,T)
A5.94E7
336.1740 S:7 F:6 SMO(1,3) BSUB(256,15,-3.0) PKD(3,2,1,0.10%,9872.0,5.00%,F,T)
A8.27E6
330.9792 S:7 F:6
25:48
25:57
26:23
26:31
26:36
26:42
26:48
26:58
27:09
27:14
27:25
27:42
Time

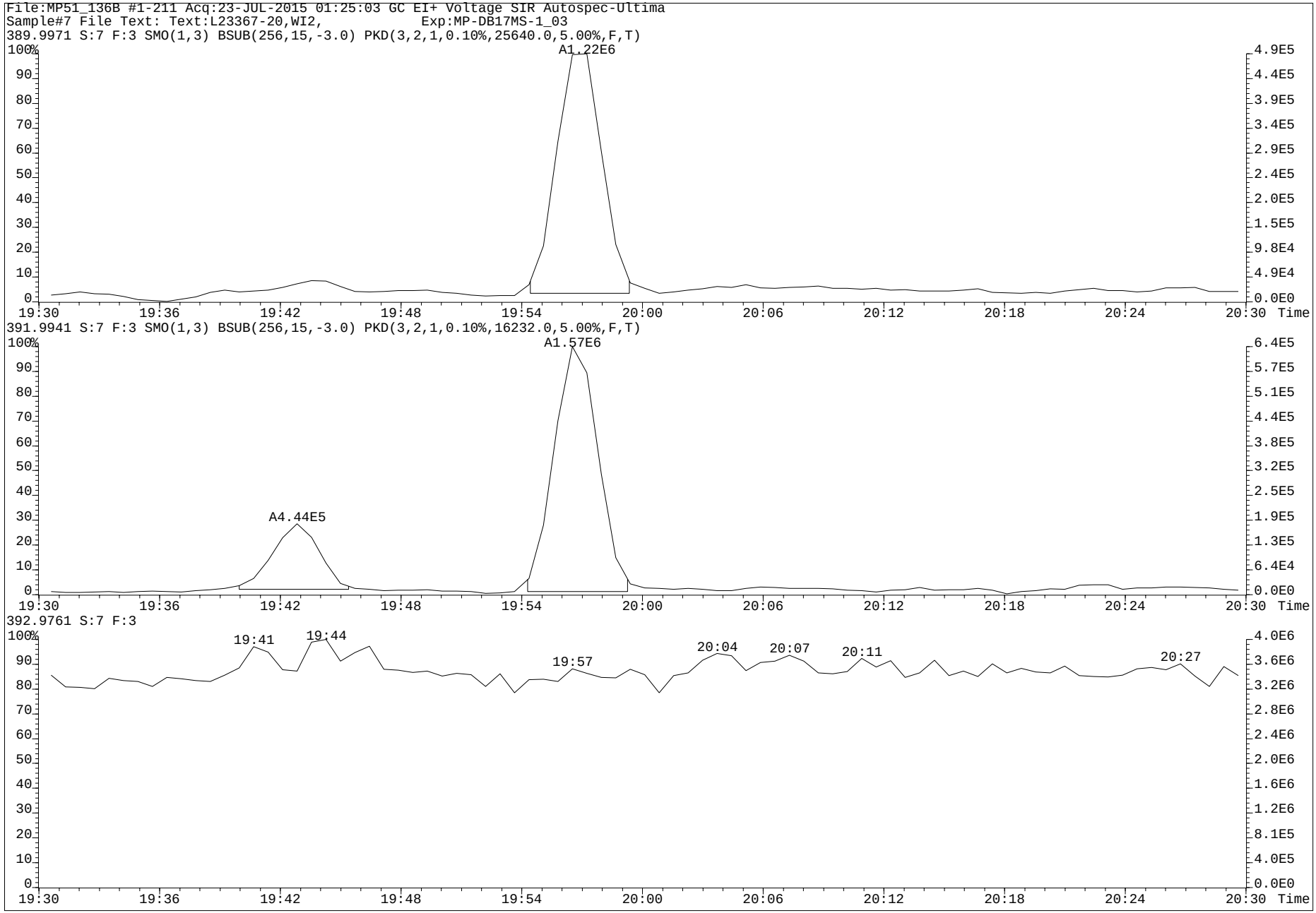
File:MP51_136B #1-211 Acq:23-JUL-2015 01:25:03 GC EI+ Voltage SIR Autospec-Ultima
Sample#7 File Text: Text:L23367-20,WI2, Exp:MP-DB17MS-1_03
389.9971 S:7 F:3 SMO(1,3) BSUB(256,15,-3.0) PKD(3,2,1,0.10%,25640.0,5.00%,F,T)
A1.22E6
391.9941 S:7 F:3 SMO(1,3) BSUB(256,15,-3.0) PKD(3,2,1,0.10%,16232.0,5.00%,F,T)
A1.57E6
A4.44E5
392.9761 S:7 F:3
19:41
19:44
19:57
20:04
20:07
20:11
20:27
Time

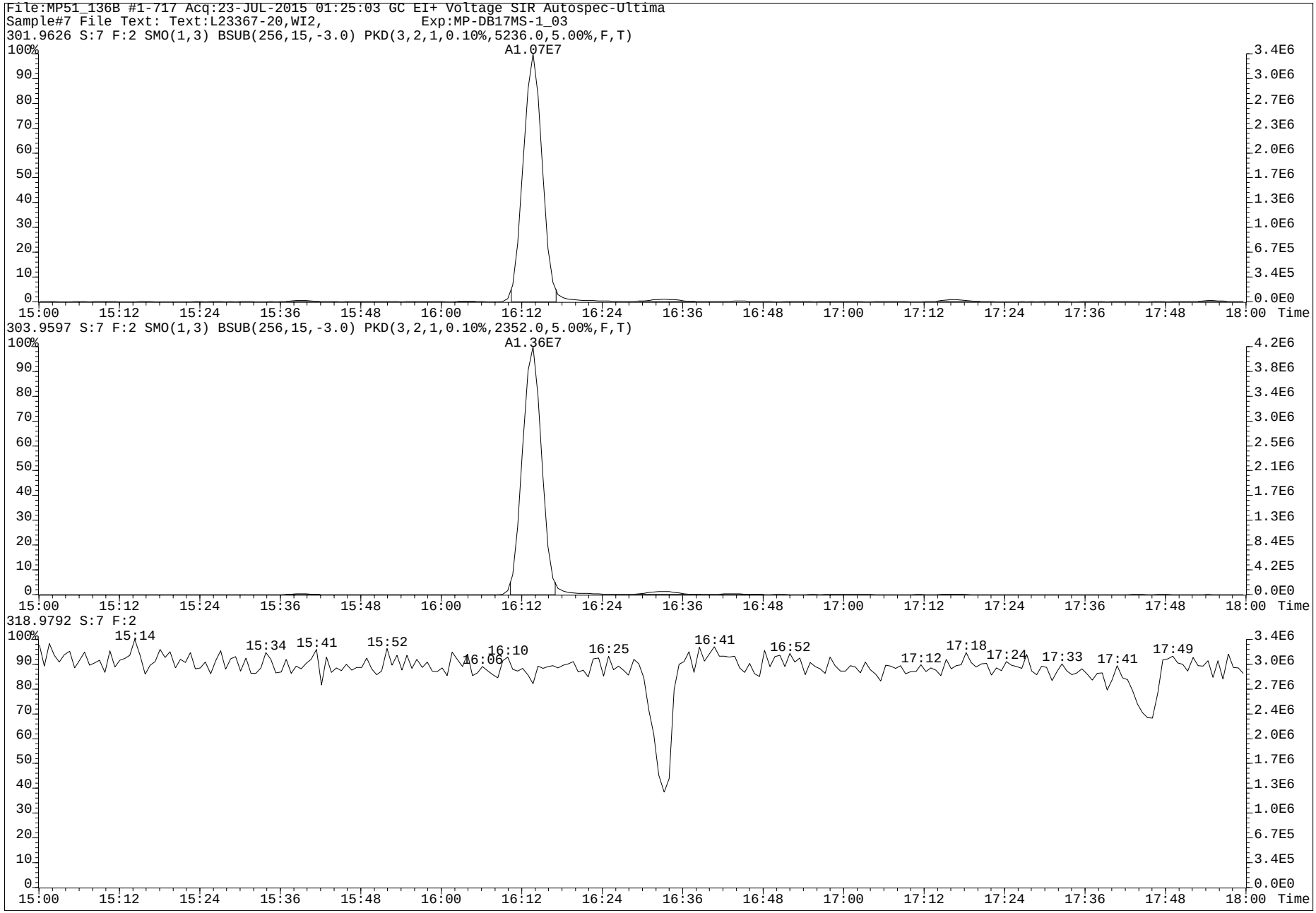
File:MP51_136B #1-717 Acq:23-JUL-2015 01:25:03 GC EI+ Voltage SIR Autospec-Ultima
Sample#7 File Text: Text:L23367-20,WI2, Exp:MP-DB17MS-1_03
301.9626 S:7 F:2 SMO(1,3) BSUB(256,15,-3.0) PKD(3,2,1,0.10%,5236.0,5.00%,F,T)
A1.07E7
303.9597 S:7 F:2 SMO(1,3) BSUB(256,15,-3.0) PKD(3,2,1,0.10%,2352.0,5.00%,F,T)
A1.36E7
318.9792 S:7 F:2
15:14
15:34
15:41
15:52
16:06
16:10
16:25
16:41
16:52
17:12
17:18
17:24
17:33
17:41
17:49
Time

www.axysanalytical.com

Run #15 Filename MP51_135A S: 10 I: 1 Acquired: 20-JUL-15 19:02:26 Processed: 21-JUL-15 12:26:08
Run: mp51_135A-A Analyte: MP-DB17-S12 Cal: mp51_134-8A Results: mp51_135a-a Version: V3.6 6-JAN-2000 17:51:42
Sample text: L23367-21,I, Comments: 1,WG51828,2.0/200uL
sample size: 4.190000 conc units: pg/g total toxicity: 2738.90 F1: 1.0000 F2: 1.0000

	Typ	Name	#Hom	Resp	RA		RT	Conc	Tox #1	DL	Rec	M?
1	Unk	1-OH-Naphthalene	1	4.71e+07	1.51	n	8:14	1425.803	143	394.0477	-	n
2	Unk	1-OH-Pyrene	1	2.22e+09	2.34	n	20:45	24287.193	2429	315.5548	-	n
3	Unk	3-OH-Chrysene	0	*	*	n	NotFnd	*	*	2494.4429	-	n
4	Unk	3-OH-Benz[a]anthracene	0	*	*	n	NotFnd	*	*	1722.1644	-	n
5	Unk	7,8-OH-Benzo[a]pyrene-C	0	*	*	n	NotFnd	*	*	*	-	n
6	Unk	7,8-OH-Benzo[a]pyrene-T	0	*	*	n	NotFnd	*	*	*	-	n
7	Unk	7,8-OH-Benzo[a]pyrene-3	1	1.41e+06	1.43	n	26:13	*	*	*	-	y
8	Unk	9-OH-Benzo[a]pyrene	1	1.76e+07	3.69	n	26:32	754.552	75	58.9104	-	n
9	Unk	3-OH-Benzo[a]pyrene	1	1.71e+07	5.73	n	26:45	921.439	92	95.1280	-	y
10	Unk	7,8-OH-Benzo[a]pyrene-4	0	*	*	n	NotFnd	*	*	*	-	n
11	IS	13C6-1-OH-Naphthalene	1	3.29e+08	0.83	n	8:14	2829.675	-	679.4731	23.7	n
12	IS	13C6-1-OH-Pyrene	1	1.08e+09	2.74	n	20:45	6841.551	-	92.1131	57.3	n
13	IS	13C6-1-OH-BAA	1	8.89e+08	2.34	n	22:29	7269.374	-	55.9794	60.4	n
14	IS	13C6-3-OH-Chrysene	1	7.62e+08	1.72	n	23:02	5506.523	-	49.4285	45.7	n
15	IS	D11-3-OH-Benzo[a]pyrene	1	3.43e+08	6.00	n	26:40	5691.289	-	26.3440	47.9	n
16	IS	13C-CL4-OH-PCB-79	1	6.28e+07	0.76	y	20:04	2877.508	-	11.3330	120.6	n
17	IS	13C-CL4-PCB-79	0	*	*	n	NotFnd	*	-	*	Div0	n
18	RS	13C-CL4-PCB-81	1	2.47e+08	0.78	y	16:24	18.655	-	-	-	n
19	Tot	Fn1 Lock	-	-			-	-	-	-	-	n
20	Tot	Fn2 Lock	-	-			-	-	-	-	-	n
21	Tot	Fn3 Lock	-	-			-	-	-	-	-	n
22	Tot	Fn4 Lock	-	-			-	-	-	-	-	n
23	Tot	Fn4 Lock	-	-			-	-	-	-	-	n
24	Tot	Fn5 Lock	-	-			-	-	-	-	-	n
25	Tot	Fn6 Lock	-	-			-	-	-	-	-	n

x conc. & DL by 1.048

PV AS 8-AUG-2015

SV JMJ MW
12-Aug-2015

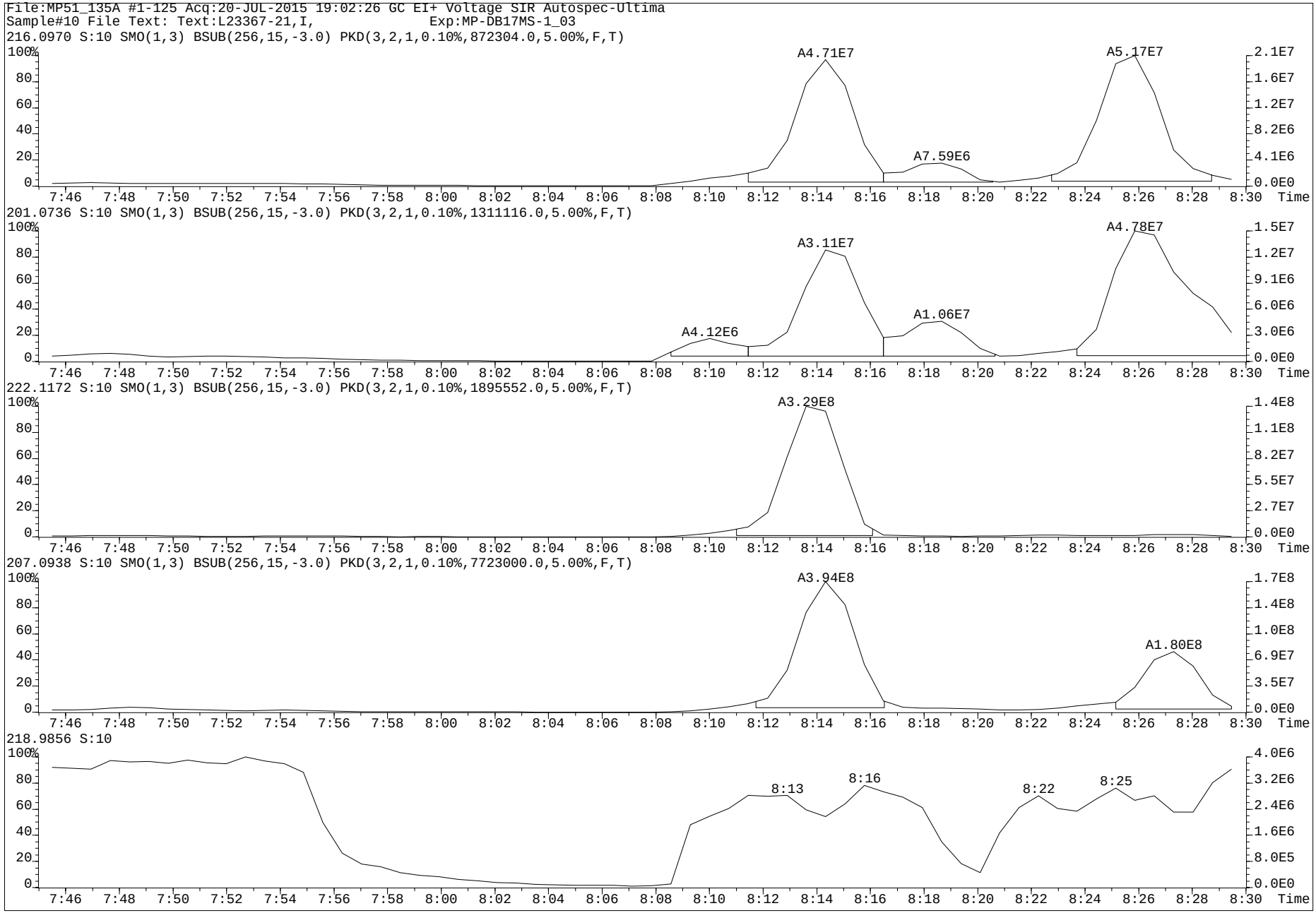
File:MP51_135A #1-125 Acq:20-JUL-2015 19:02:26 GC EI+ Voltage SIR Autospec-Ultima
Sample#10 File Text: Text:L23367-21,I, Exp:MP-DB17MS-1_03
216.0970 S:10 SMO(1,3) BSUB(256,15,-3.0) PKD(3,2,1,0.10%,872304.0,5.00%,F,T)
A4.71E7
A7.59E6
A5.17E7
201.0736 S:10 SMO(1,3) BSUB(256,15,-3.0) PKD(3,2,1,0.10%,1311116.0,5.00%,F,T)
A4.12E6
A3.11E7
A1.06E7
A4.78E7
222.1172 S:10 SMO(1,3) BSUB(256,15,-3.0) PKD(3,2,1,0.10%,1895552.0,5.00%,F,T)
A3.29E8
207.0938 S:10 SMO(1,3) BSUB(256,15,-3.0) PKD(3,2,1,0.10%,7723000.0,5.00%,F,T)
A3.94E8
A1.80E8
218.9856 S:10
8:13
8:16
8:22
8:25
Time

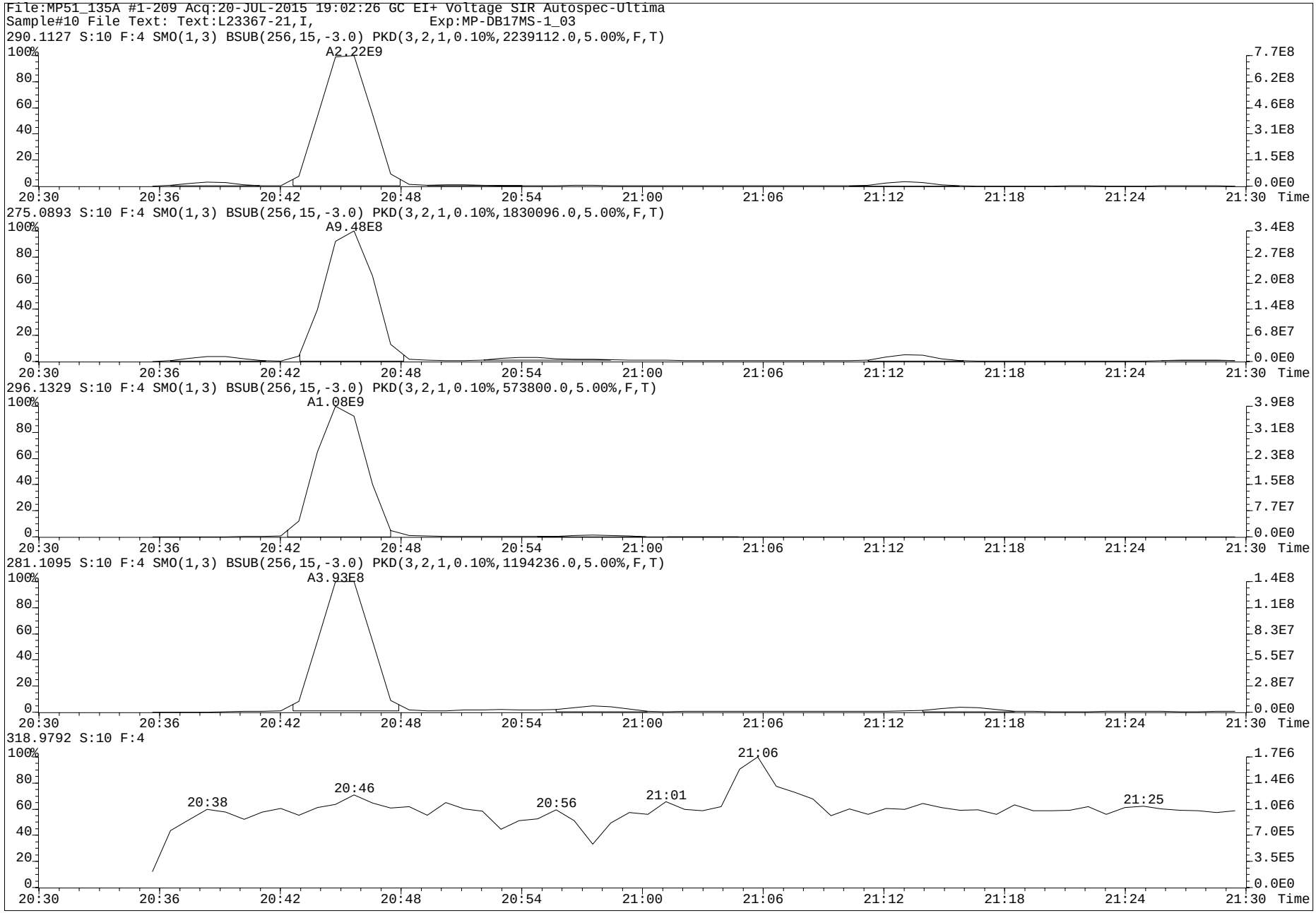
File:MP51_135A #1-209 Acq:20-JUL-2015 19:02:26 GC EI+ Voltage SIR Autospec-Ultima
Sample#10 File Text: Text:L23367-21,I, Exp:MP-DB17MS-1_03
290.1127 S:10 F:4 SMO(1,3) BSUB(256,15,-3.0) PKD(3,2,1,0.10%,2239112.0,5.00%,F,T)
A2.22E9
275.0893 S:10 F:4 SMO(1,3) BSUB(256,15,-3.0) PKD(3,2,1,0.10%,1830096.0,5.00%,F,T)
A9.48E8
296.1329 S:10 F:4 SMO(1,3) BSUB(256,15,-3.0) PKD(3,2,1,0.10%,573800.0,5.00%,F,T)
A1.08E9
281.1095 S:10 F:4 SMO(1,3) BSUB(256,15,-3.0) PKD(3,2,1,0.10%,1194236.0,5.00%,F,T)
A3.93E8
318.9792 S:10 F:4
20:38
20:46
20:56
21:01
21:06
21:25
Time

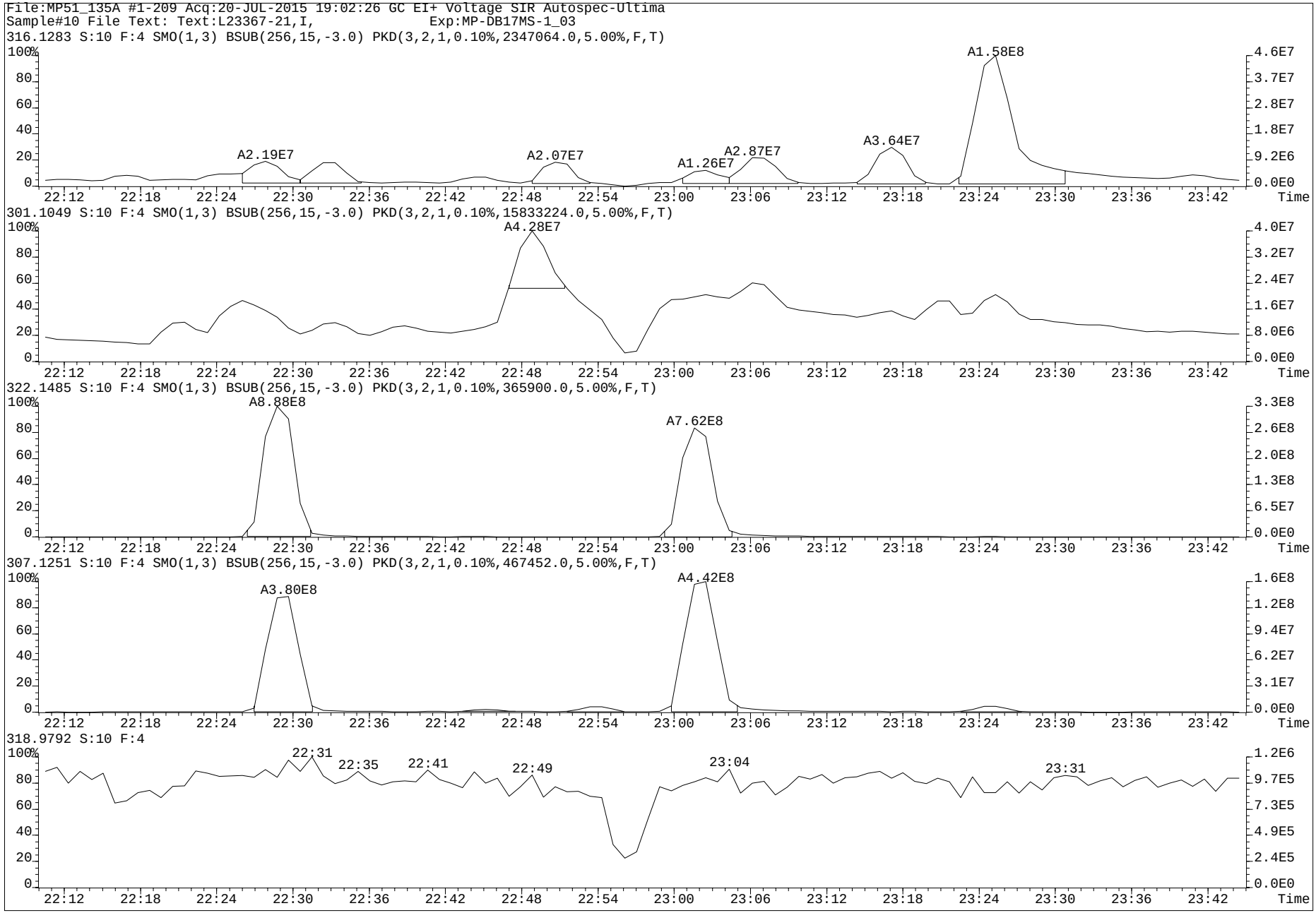
File:MP51_135A #1-209 Acq:20-JUL-2015 19:02:26 GC EI+ Voltage SIR Autospec-Ultima
Sample#10 File Text: Text:L23367-21,I, Exp:MP-DB17MS-1_03
316.1283 S:10 F:4 SMO(1,3) BSUB(256,15,-3.0) PKD(3,2,1,0.10%,2347064.0,5.00%,F,T)
A2.19E7
A2.07E7
A1.26E7
A2.87E7
A3.64E7
A1.58E8
301.1049 S:10 F:4 SMO(1,3) BSUB(256,15,-3.0) PKD(3,2,1,0.10%,15833224.0,5.00%,F,T)
A4.28E7
322.1485 S:10 F:4 SMO(1,3) BSUB(256,15,-3.0) PKD(3,2,1,0.10%,365900.0,5.00%,F,T)
A8.88E8
A7.62E8
307.1251 S:10 F:4 SMO(1,3) BSUB(256,15,-3.0) PKD(3,2,1,0.10%,467452.0,5.00%,F,T)
A3.80E8
A4.42E8
318.9792 S:10 F:4
22:31
22:35
22:41
22:49
23:04
23:31
Time

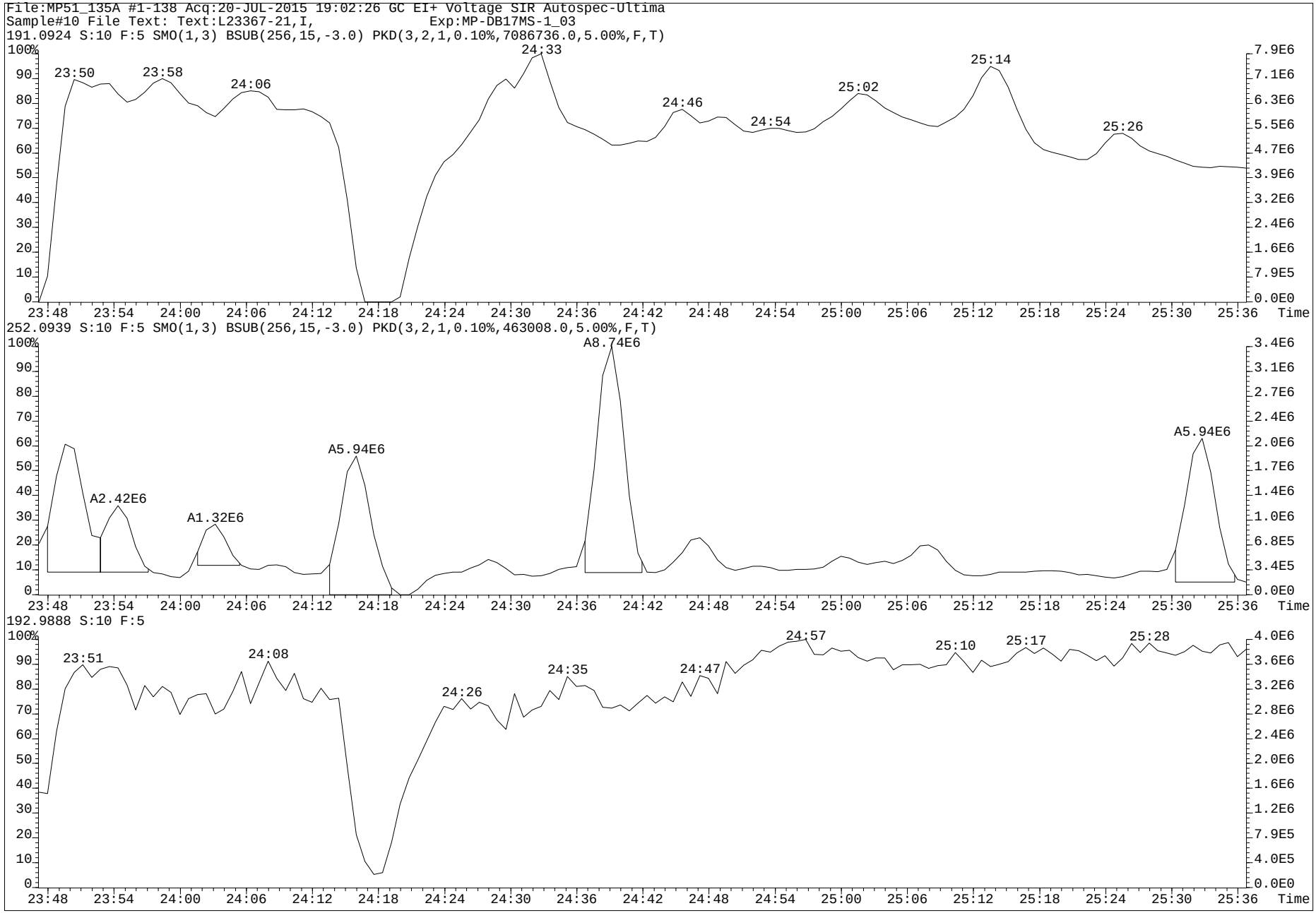
File:MP51_135A #1-138 Acq:20-JUL-2015 19:02:26 GC EI+ Voltage SIR Autospec-Ultima
Sample#10 File Text: Text:L23367-21,I, Exp:MP-DB17MS-1_03
191.0924 S:10 F:5 SMO(1,3) BSUB(256,15,-3.0) PKD(3,2,1,0.10%,7086736.0,5.00%,F,T)
23:50
23:58
24:06
24:33
24:46
24:54
25:02
25:14
25:26
252.0939 S:10 F:5 SMO(1,3) BSUB(256,15,-3.0) PKD(3,2,1,0.10%,463008.0,5.00%,F,T)
A2.42E6
A1.32E6
A5.94E6
A8.74E6
A5.94E6
192.9888 S:10 F:5
23:51
24:08
24:26
24:35
24:47
24:57
25:10
25:17
25:28
Time

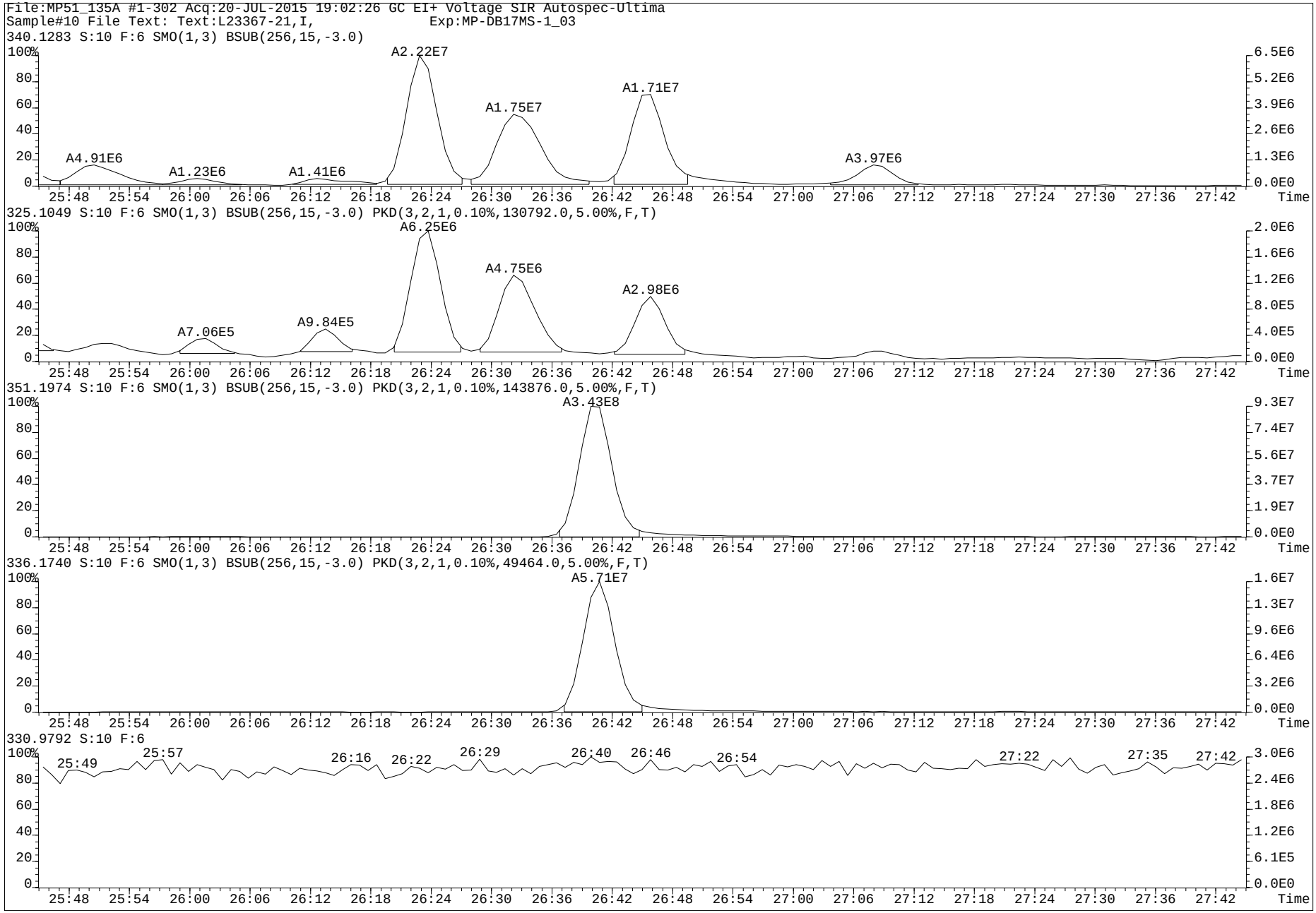
File:MP51_135A #1-302 Acq:20-JUL-2015 19:02:26 GC EI+ Voltage SIR Autospec-Ultima
Sample#10 File Text: Text:L23367-21,I, Exp:MP-DB17MS-1_03
340.1283 S:10 F:6 SMO(1,3) BSUB(256,15,-3.0)
A4.91E6
A1.23E6
A1.41E6
A2.22E7
A1.75E7
A1.71E7
A3.97E6
325.1049 S:10 F:6 SMO(1,3) BSUB(256,15,-3.0) PKD(3,2,1,0.10%,130792.0,5.00%,F,T)
A7.06E5
A9.84E5
A6.25E6
A4.75E6
A2.98E6
351.1974 S:10 F:6 SMO(1,3) BSUB(256,15,-3.0) PKD(3,2,1,0.10%,143876.0,5.00%,F,T)
A3.43E8
336.1740 S:10 F:6 SMO(1,3) BSUB(256,15,-3.0) PKD(3,2,1,0.10%,49464.0,5.00%,F,T)
A5.71E7
330.9792 S:10 F:6
25:49
25:57
26:16
26:22
26:29
26:40
26:46
26:54
27:22
27:35
27:42
Time

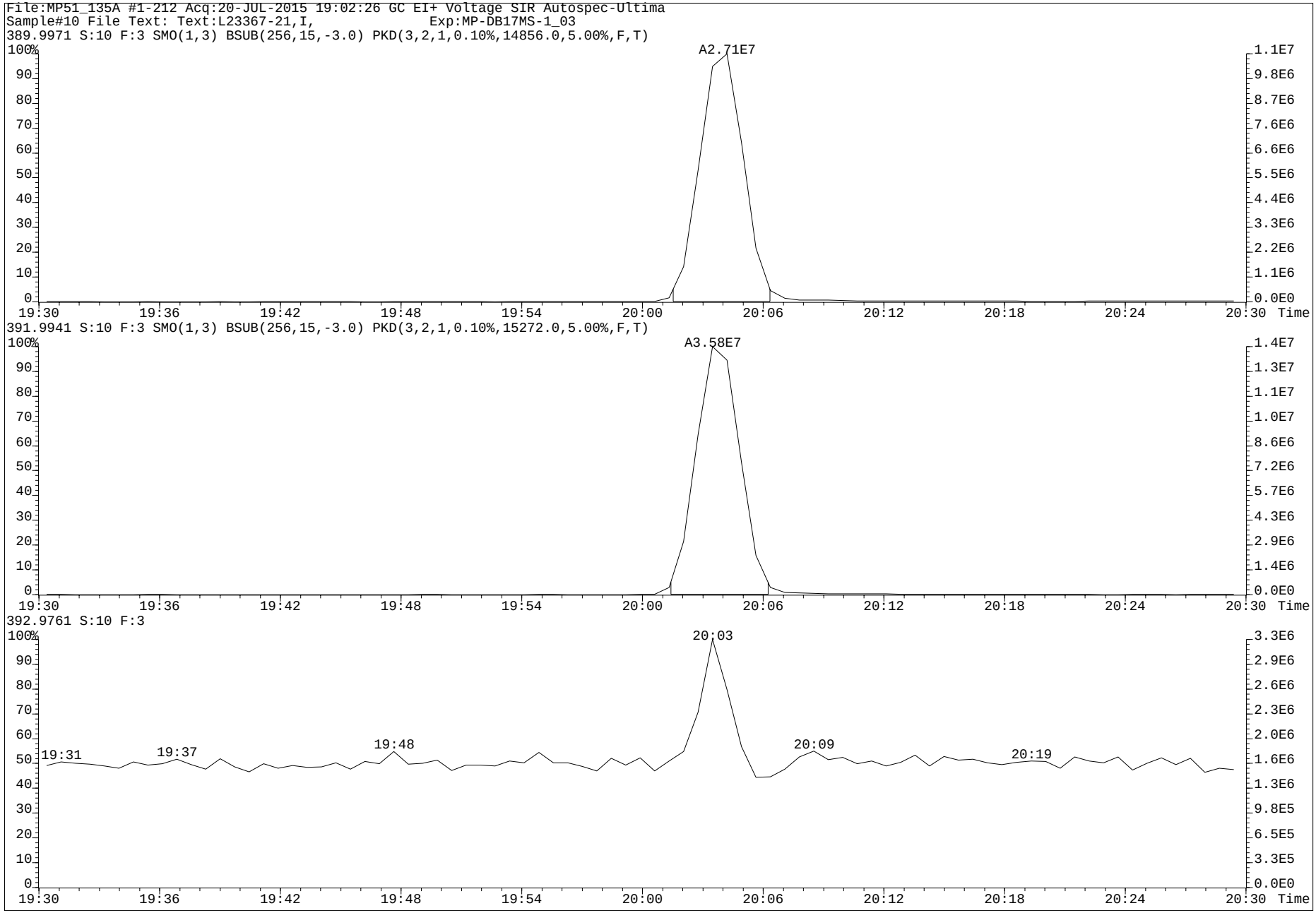
File:MP51_135A #1-212 Acq:20-JUL-2015 19:02:26 GC EI+ Voltage SIR Autospec-Ultima
Sample#10 File Text: Text:L23367-21,I, Exp:MP-DB17MS-1_03
389.9971 S:10 F:3 SMO(1,3) BSUB(256,15,-3.0) PKD(3,2,1,0.10%,14856.0,5.00%,F,T)
A2.71E7
391.9941 S:10 F:3 SMO(1,3) BSUB(256,15,-3.0) PKD(3,2,1,0.10%,15272.0,5.00%,F,T)
A3.58E7
392.9761 S:10 F:3
20:03
19:31
19:37
19:48
20:09
20:19
Time

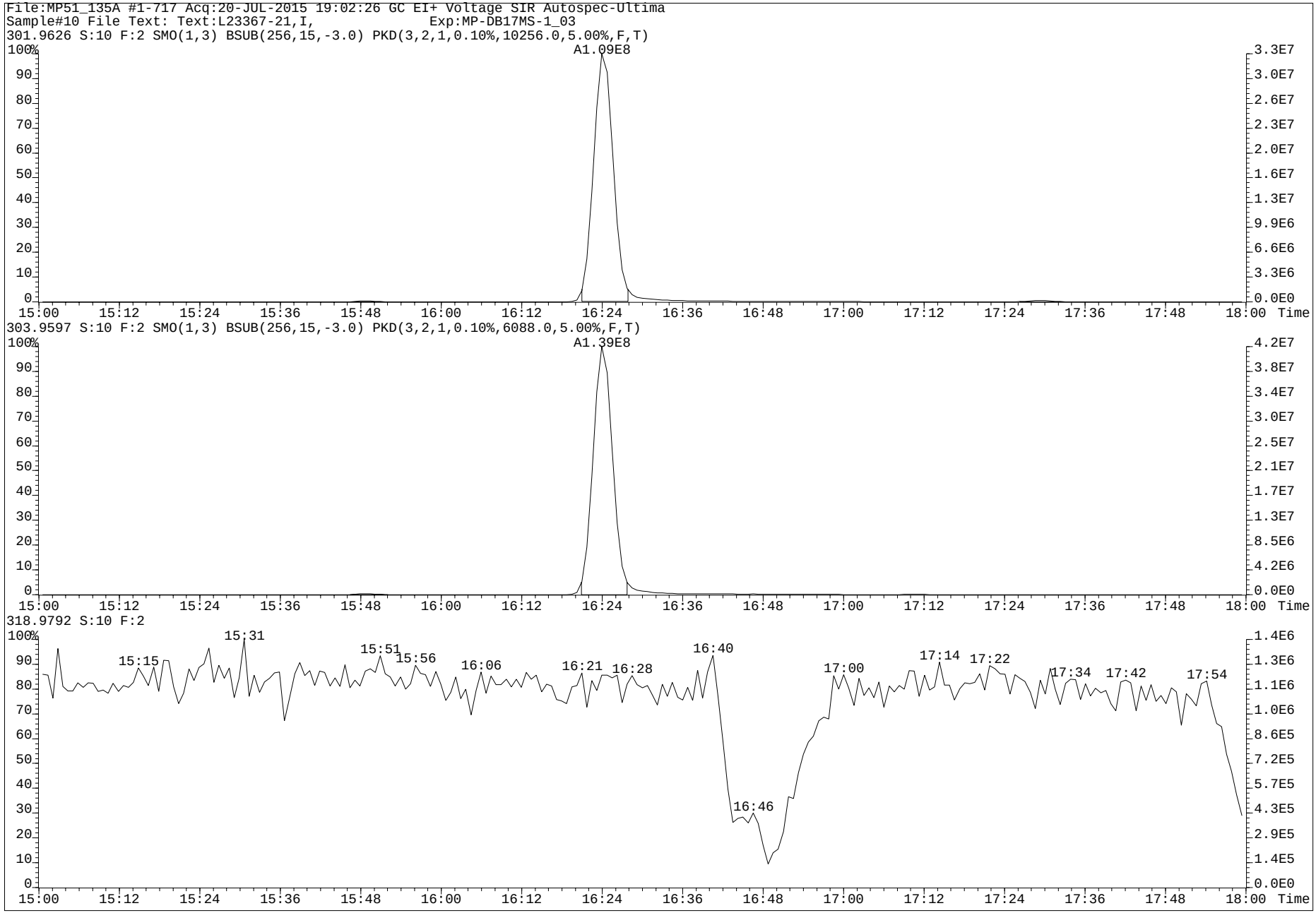
File:MP51_135A #1-717 Acq:20-JUL-2015 19:02:26 GC EI+ Voltage SIR Autospec-Ultima
Sample#10 File Text: Text:L23367-21,I, Exp:MP-DB17MS-1_03
301.9626 S:10 F:2 SMO(1,3) BSUB(256,15,-3.0) PKD(3,2,1,0.10%,10256.0,5.00%,F,T)
A1.09E8
303.9597 S:10 F:2 SMO(1,3) BSUB(256,15,-3.0) PKD(3,2,1,0.10%,6088.0,5.00%,F,T)
A1.39E8
318.9792 S:10 F:2
15:15
15:31
15:51
15:56
16:06
16:21
16:28
16:40
16:46
17:00
17:14
17:22
17:34
17:42
17:54
Time

Run #16 Filename MP51_135A S: 11 I: 1 Acquired: 20-JUL-15 19:36:31 Processed: 21-JUL-15 12:26:09
Run: mp51_135A-A Analyte: MP-DB17-S12 Cal: mp51_134-8A Results: mp51_135a-a Version: V3.6 6-JAN-2000 17:51:42
Sample text: L23367-22,I, Comments: 1,WG51828,2.0/200uL
sample size: 4.172000 4 conc units: pg/g ML total toxicity: 2807.83 F1: 1.0000 F2: 1.0000

	Typ	Name	#Hom	Resp	RA		RT	Conc	Tox #1	DL	Rec	M?
1	Unk	1-OH-Naphthalene	1	4.33e+07	1.42	n	8:12	1531.246	153	324.7687	-	n
2	Unk	1-OH-Pyrene	1	1.73e+09	2.54	n	20:44	24710.596	2471	273.7009	-	n
3	Unk	3-OH-Chrysene	1	9.17e+06	0.57	n	23:01	236.748	24	2116.4398	-	y
4	Unk	3-OH-Benz[a]anthracene	1	8.10e+05	0.98	n	23:11	14.766	7	1456.5813	-	y
5	Unk	7,8-OH-Benzo[a]pyrene-C	0	*	*	n	NotFnd	*	*	*	-	n
6	Unk	7,8-OH-Benzo[a]pyrene-T	0	*	*	n	NotFnd	*	*	*	-	n
7	Unk	7,8-OH-Benzo[a]pyrene-3	1	4.06e+05	0.77	n	26:11	*	*	*	-	n
8	Unk	9-OH-Benzo[a]pyrene	1	1.17e+07	3.45	n	26:31	670.049	67	72.3030	-	n
9	Unk	3-OH-Benzo[a]pyrene	1	1.06e+07	5.32	n	26:44	855.868	86	132.8956	-	n
10	Unk	7,8-OH-Benzo[a]pyrene-4	0	*	*	n	NotFnd	*	*	*	-	n
11	IS	13C6-1-OH-Naphthalene	1	2.83e+08	0.86	n	8:12	3417.694	-	667.9924	28.5	n
12	IS	13C6-1-OH-Pyrene	1	8.28e+08	2.74	n	20:44	7383.992	-	76.7091	61.6	n
13	IS	13C6-1-OH-BAA	1	6.75e+08	2.31	n	22:28	7757.171	-	67.6044	64.2	n
14	IS	13C6-3-OH-Chrysene	1	5.76e+08	1.81	n	23:01	5842.148	-	59.6931	48.3	n
15	IS	D11-3-OH-Benzo[a]pyrene	1	2.30e+08	5.82	n	26:39	5373.709	-	22.8171	45.1	n
16	IS	13C-CL4-OH-PCB-79	1	4.23e+07	0.75	y	20:03	2720.623	-	19.7496	113.5	n
17	IS	13C-CL4-PCB-79	0	*	*	n	NotFnd	*	-	*	Div0	n
18	RS	13C-CL4-PCB-81	1	1.77e+08	0.79	y	16:23	13.391	-	-	-	n
19	Tot	Fn1 Lock	-	-			-	-	-	-	-	n
20	Tot	Fn2 Lock	-	-			-	-	-	-	-	n
21	Tot	Fn3 Lock	-	-			-	-	-	-	-	n
22	Tot	Fn4 Lock	-	-			-	-	-	-	-	n
23	Tot	Fn4 Lock	-	-			-	-	-	-	-	n
24	Tot	Fn5 Lock	-	-			-	-	-	-	-	n
25	Tot	Fn6 Lock	-	-			-	-	-	-	-	n

* conc. & DL by 1.043

PV AS 8-AUG-2015

SV by MW
12-Aug-2015

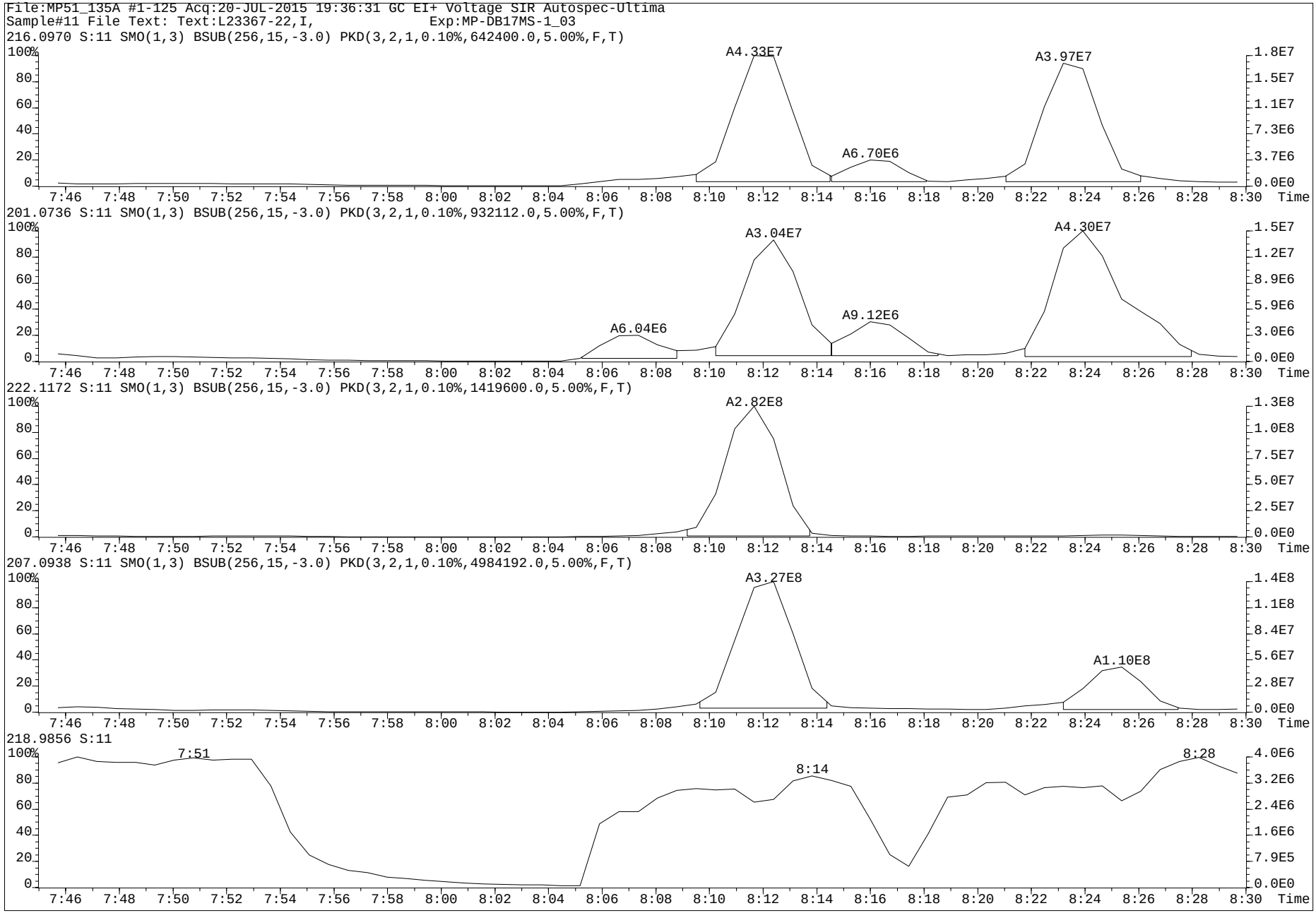
File:MP51_135A #1-125 Acq:20-JUL-2015 19:36:31 GC EI+ Voltage SIR Autospec-Ultima
Sample#11 File Text: Text:L23367-22,I, Exp:MP-DB17MS-1_03
216.0970 S:11 SMO(1,3) BSUB(256,15,-3.0) PKD(3,2,1,0.10%,642400.0,5.00%,F,T)
A4.33E7
A6.70E6
A3.97E7
201.0736 S:11 SMO(1,3) BSUB(256,15,-3.0) PKD(3,2,1,0.10%,932112.0,5.00%,F,T)
A6.04E6
A3.04E7
A9.12E6
A4.30E7
222.1172 S:11 SMO(1,3) BSUB(256,15,-3.0) PKD(3,2,1,0.10%,1419600.0,5.00%,F,T)
A2.82E8
207.0938 S:11 SMO(1,3) BSUB(256,15,-3.0) PKD(3,2,1,0.10%,4984192.0,5.00%,F,T)
A3.27E8
A1.10E8
218.9856 S:11
7:51
8:14
8:28
Time

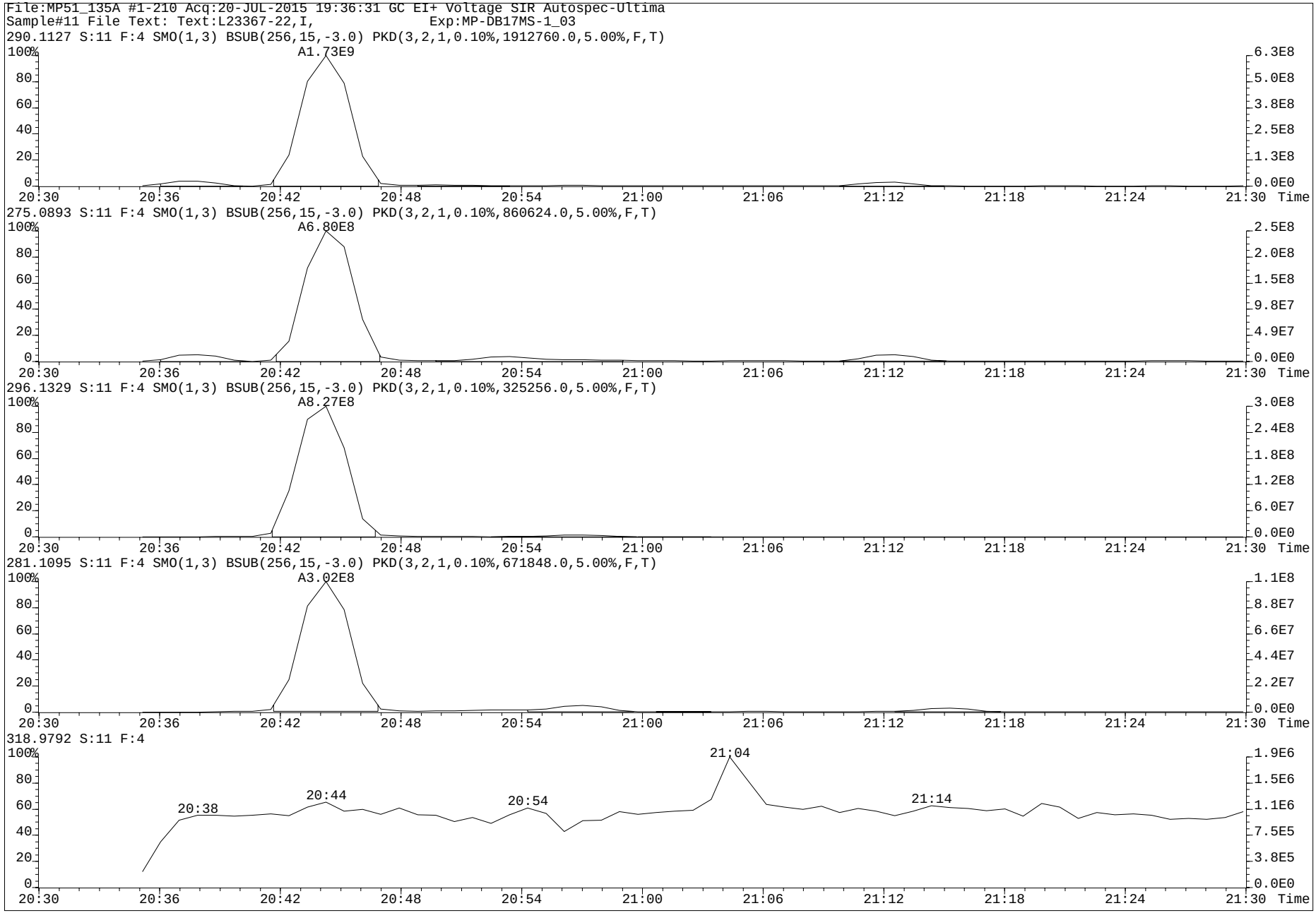
File:MP51_135A #1-210 Acq:20-JUL-2015 19:36:31 GC EI+ Voltage SIR Autospec-Ultima
Sample#11 File Text: Text:L23367-22,I, Exp:MP-DB17MS-1_03
290.1127 S:11 F:4 SMO(1,3) BSUB(256,15,-3.0) PKD(3,2,1,0.10%,1912760.0,5.00%,F,T)
A1.73E9
275.0893 S:11 F:4 SMO(1,3) BSUB(256,15,-3.0) PKD(3,2,1,0.10%,860624.0,5.00%,F,T)
A6.80E8
296.1329 S:11 F:4 SMO(1,3) BSUB(256,15,-3.0) PKD(3,2,1,0.10%,325256.0,5.00%,F,T)
A8.27E8
281.1095 S:11 F:4 SMO(1,3) BSUB(256,15,-3.0) PKD(3,2,1,0.10%,671848.0,5.00%,F,T)
A3.02E8
318.9792 S:11 F:4
20:38
20:44
20:54
21:04
21:14
Time

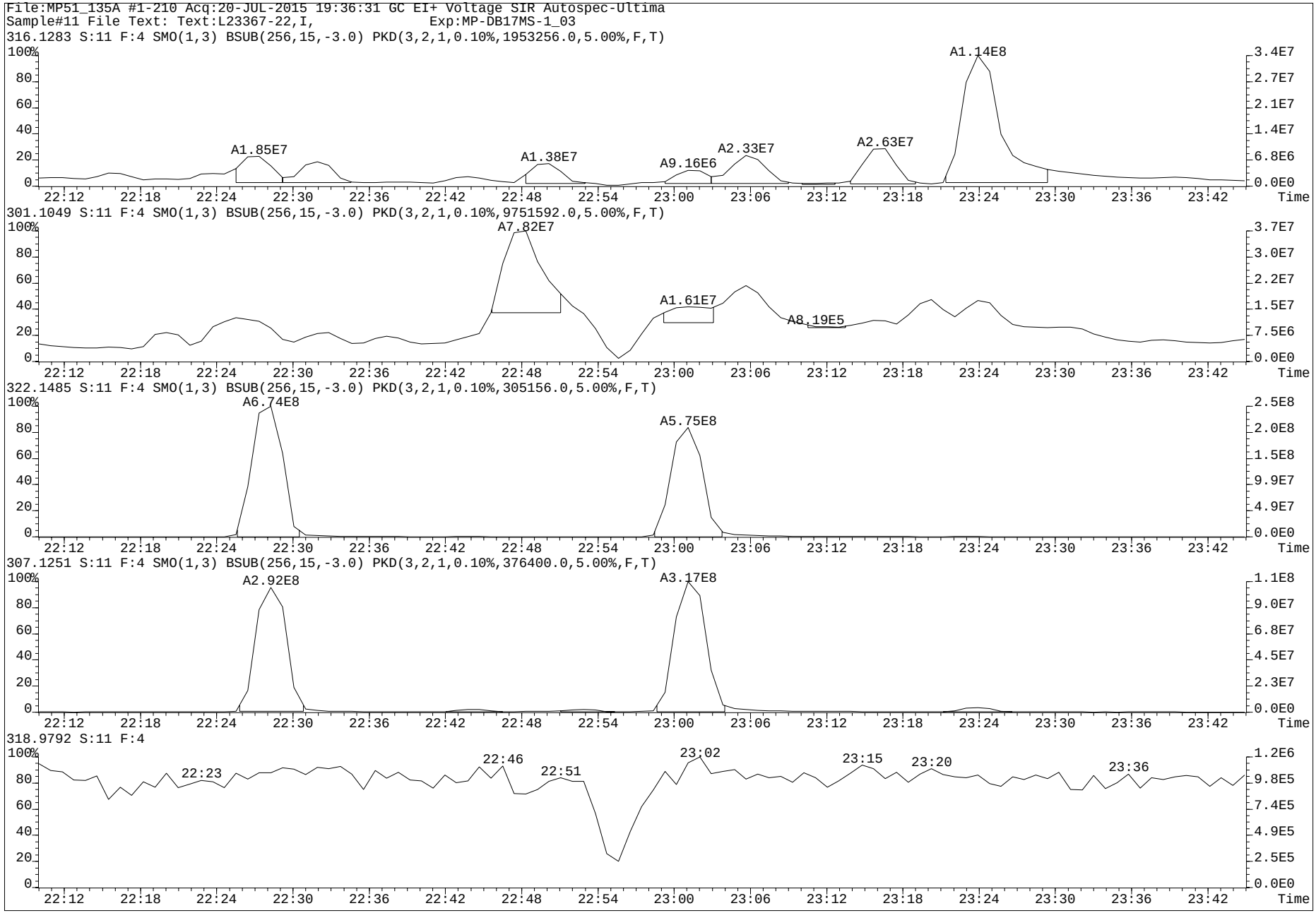
File:MP51_135A #1-210 Acq:20-JUL-2015 19:36:31 GC EI+ Voltage SIR Autospec-Ultima
Sample#11 File Text: Text:L23367-22,I, Exp:MP-DB17MS-1_03
316.1283 S:11 F:4 SMO(1,3) BSUB(256,15,-3.0) PKD(3,2,1,0.10%,1953256.0,5.00%,F,T)
A1.85E7
A1.38E7
A9.16E6
A2.33E7
A2.63E7
A1.14E8
301.1049 S:11 F:4 SMO(1,3) BSUB(256,15,-3.0) PKD(3,2,1,0.10%,9751592.0,5.00%,F,T)
A7.82E7
A1.61E7
A8.19E5
322.1485 S:11 F:4 SMO(1,3) BSUB(256,15,-3.0) PKD(3,2,1,0.10%,305156.0,5.00%,F,T)
A6.74E8
A5.75E8
307.1251 S:11 F:4 SMO(1,3) BSUB(256,15,-3.0) PKD(3,2,1,0.10%,376400.0,5.00%,F,T)
A2.92E8
A3.17E8
318.9792 S:11 F:4
22:23
22:46
22:51
23:02
23:15
23:20
23:36
Time

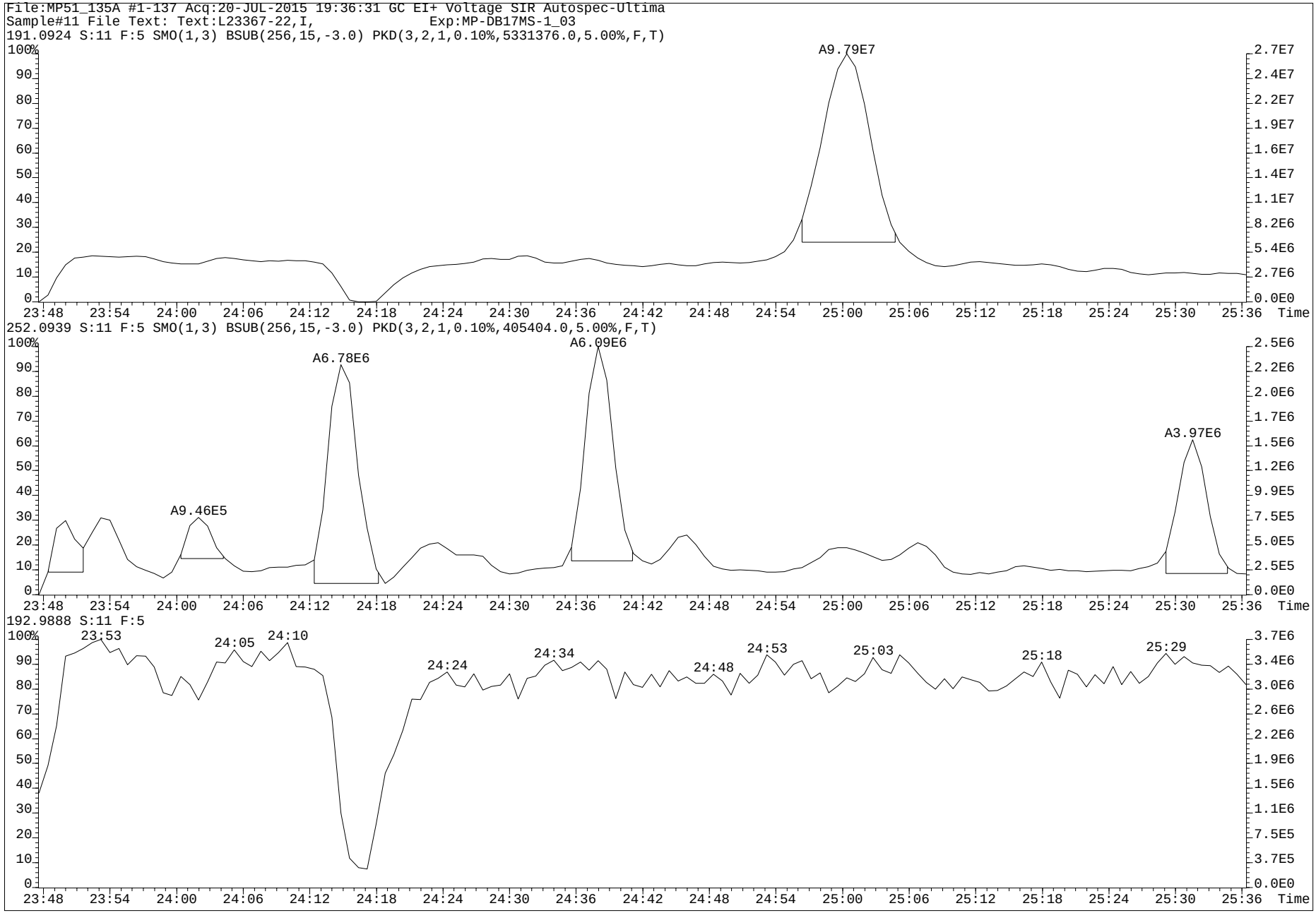
File:MP51_135A #1-137 Acq:20-JUL-2015 19:36:31 GC EI+ Voltage SIR Autospec-Ultima
Sample#11 File Text: Text:L23367-22,I, Exp:MP-DB17MS-1_03
191.0924 S:11 F:5 SMO(1,3) BSUB(256,15,-3.0) PKD(3,2,1,0.10%,5331376.0,5.00%,F,T)
A9.79E7
252.0939 S:11 F:5 SMO(1,3) BSUB(256,15,-3.0) PKD(3,2,1,0.10%,405404.0,5.00%,F,T)
A6.78E6
A6.09E6
A3.97E6
A9.46E5
192.9888 S:11 F:5
23:53
24:05
24:10
24:24
24:34
24:48
24:53
25:03
25:18
25:29
Time

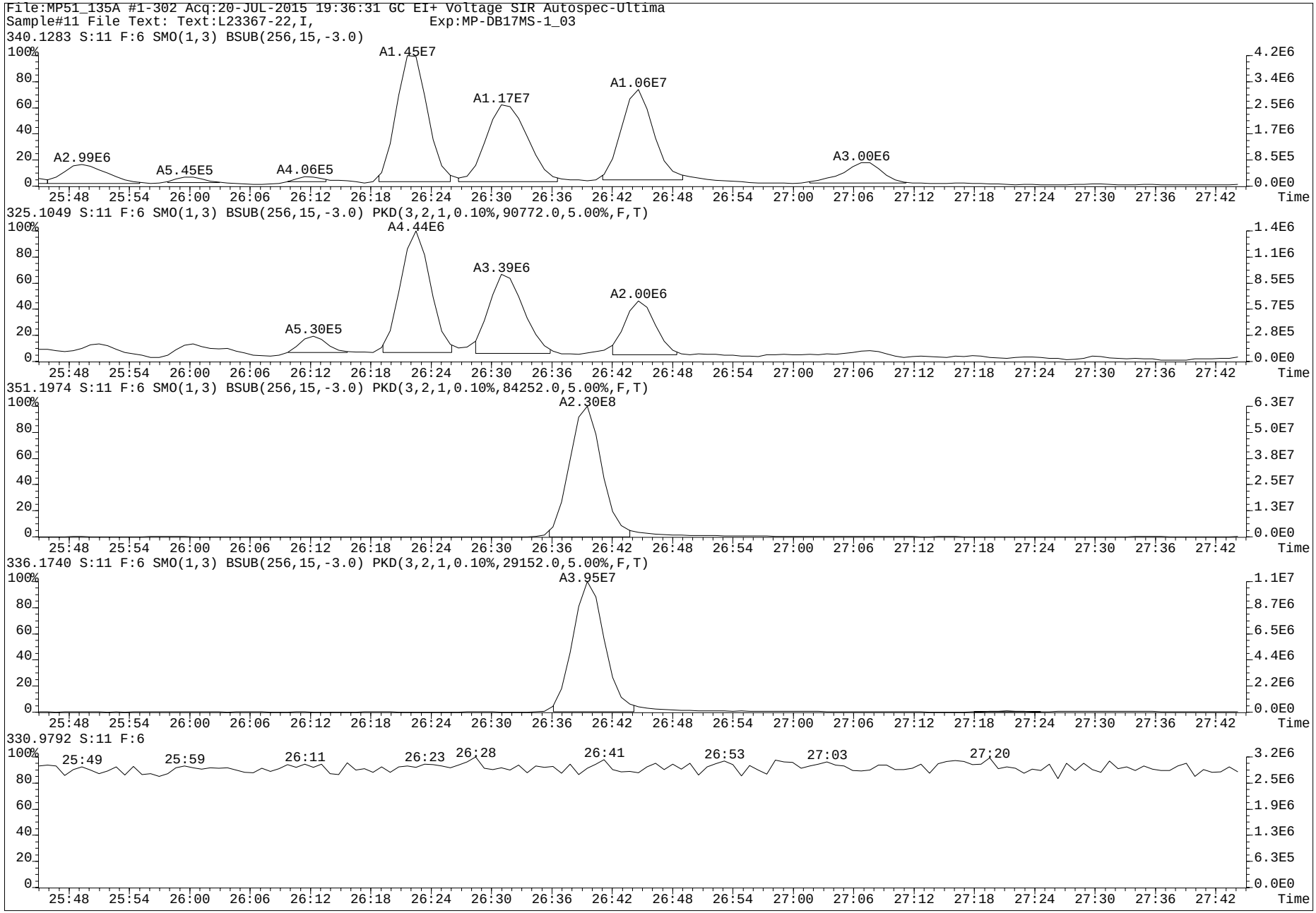
File:MP51_135A #1-302 Acq:20-JUL-2015 19:36:31 GC EI+ Voltage SIR Autospec-Ultima
Sample#11 File Text: Text:L23367-22,I, Exp:MP-DB17MS-1_03
340.1283 S:11 F:6 SMO(1,3) BSUB(256,15,-3.0)
A2.99E6
A5.45E5
A4.06E5
A1.45E7
A1.17E7
A1.06E7
A3.00E6
325.1049 S:11 F:6 SMO(1,3) BSUB(256,15,-3.0) PKD(3,2,1,0.10%,90772.0,5.00%,F,T)
A5.30E5
A4.44E6
A3.39E6
A2.00E6
351.1974 S:11 F:6 SMO(1,3) BSUB(256,15,-3.0) PKD(3,2,1,0.10%,84252.0,5.00%,F,T)
A2.30E8
336.1740 S:11 F:6 SMO(1,3) BSUB(256,15,-3.0) PKD(3,2,1,0.10%,29152.0,5.00%,F,T)
A3.95E7
330.9792 S:11 F:6
25:49
25:59
26:11
26:23
26:28
26:41
26:53
27:03
27:20
Time

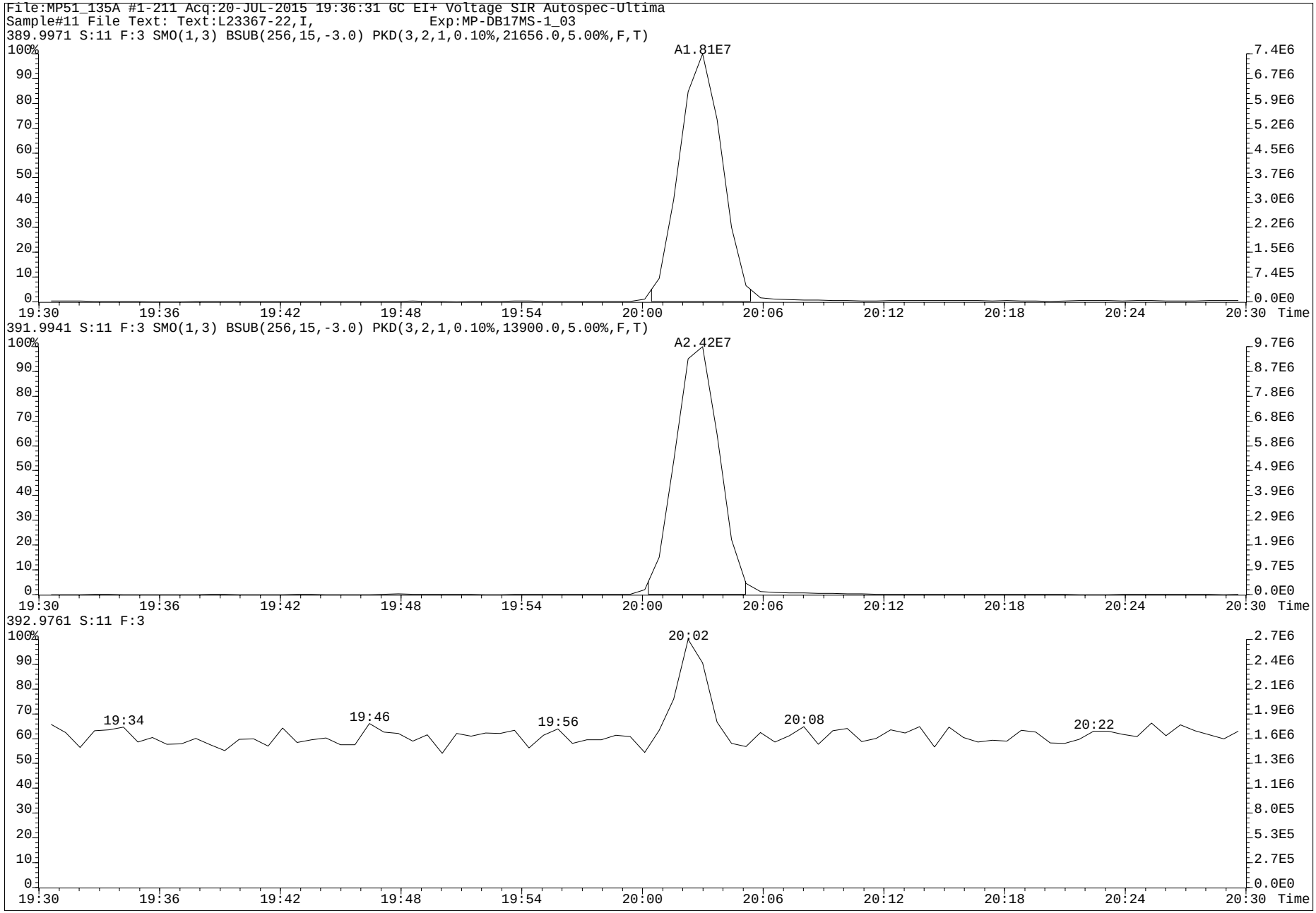
File:MP51_135A #1-211 Acq:20-JUL-2015 19:36:31 GC EI+ Voltage SIR Autospec-Ultima
Sample#11 File Text: Text:L23367-22,I, Exp:MP-DB17MS-1_03
389.9971 S:11 F:3 SMO(1,3) BSUB(256,15,-3.0) PKD(3,2,1,0.10%,21656.0,5.00%,F,T)
A1.81E7
391.9941 S:11 F:3 SMO(1,3) BSUB(256,15,-3.0) PKD(3,2,1,0.10%,13900.0,5.00%,F,T)
A2.42E7
392.9761 S:11 F:3
20:02
19:34
19:46
19:56
20:08
20:22
Time

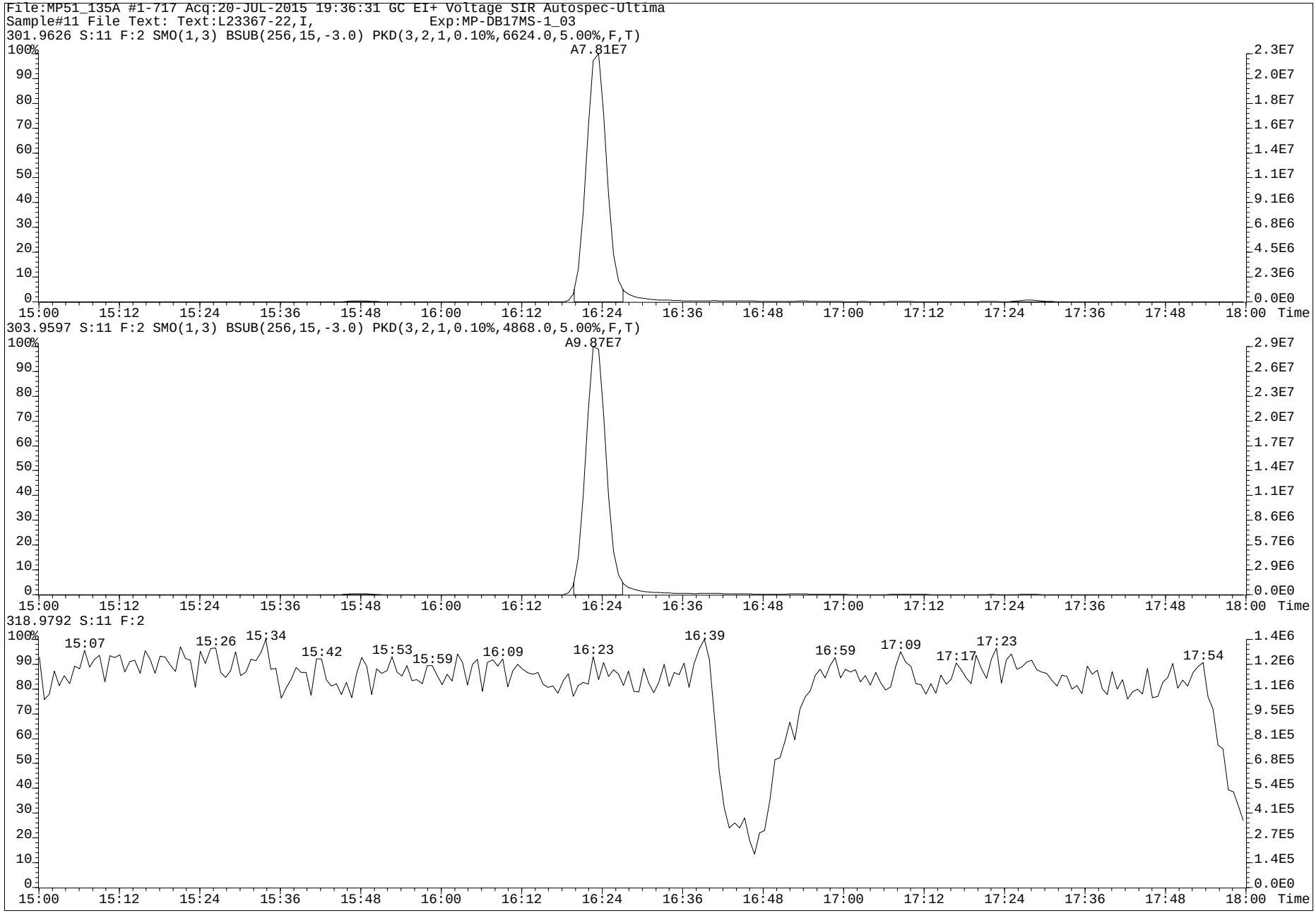
File:MP51_135A #1-717 Acq:20-JUL-2015 19:36:31 GC EI+ Voltage SIR Autospec-Ultima
Sample#11 File Text: Text:L23367-22,I, Exp:MP-DB17MS-1_03
301.9626 S:11 F:2 SMO(1,3) BSUB(256,15,-3.0) PKD(3,2,1,0.10%,6624.0,5.00%,F,T)
A7.81E7
303.9597 S:11 F:2 SMO(1,3) BSUB(256,15,-3.0) PKD(3,2,1,0.10%,4868.0,5.00%,F,T)
A9.87E7
318.9792 S:11 F:2
15:07
15:26
15:34
15:42
15:53
15:59
16:09
16:23
16:39
16:59
17:09
17:17
17:23
17:54
Time

Run #17 Filename MP51_135A S: 12 I: 1 Acquired: 20-JUL-15 20:10:36 Processed: 21-JUL-15 12:26:09
Run: mp51_135A-A Analyte: MP-DB17-S12 Cal: mp51_134-8A Results: mp51_135a-a Version: V3.6 6-JAN-2000 17:51:42
Sample text: L23367-23,I, Comments: 1,WG51828,2.0/200uL
sample size: 4.145000 conc units: pg/g ML total toxicity: 679.29 F1: 1.0000 F2: 1.0000

	Typ	Name	#Hom	Resp	RA		RT	Conc	Tox #1	DL	Rec	M?
1	Unk	1-OH-Naphthalene	1	4.75e+07	1.64	n	8:14	1323.099	132	325.8011	-	y
2	Unk	1-OH-Pyrene	1	4.61e+08	2.43	n	20:45	4644.060	464	211.6161	-	n
3	Unk	3-OH-Chrysene	0	*	*	n	NotFnd	*	*	2873.9868	-	n
4	Unk	3-OH-Benz[a]anthracene	0	*	*	n	NotFnd	*	*	1806.0636	-	n
5	Unk	7,8-OH-Benzo[a]pyrene-C	0	*	*	n	NotFnd	*	*	*	-	n
6	Unk	7,8-OH-Benzo[a]pyrene-T	0	*	*	n	NotFnd	*	*	*	-	n
7	Unk	7,8-OH-Benzo[a]pyrene-3	1	2.01e+05	0.18	n	26:12	*	*	*	-	n
8	Unk	9-OH-Benzo[a]pyrene	1	1.56e+07	2.54	n	26:31	642.871	64	62.3778	-	y
9	Unk	3-OH-Benzo[a]pyrene	1	4.16e+06	4.99	n	26:45	182.908	18	86.0222	-	y
10	Unk	7,8-OH-Benzo[a]pyrene-4	0	*	*	n	NotFnd	*	*	*	-	n
11	IS	13C6-1-OH-Naphthalene	1	3.61e+08	0.97	n	8:14	4639.376	-	830.1184	38.5	n
12	IS	13C6-1-OH-Pyrene	1	1.18e+09	2.65	n	20:45	11190.456	-	119.4322	92.8	n
13	IS	13C6-1-OH-BAA	1	1.03e+09	2.25	n	22:29	12569.890	-	124.4300	103.4	n
14	IS	13C6-3-OH-Chrysene	1	8.02e+08	1.44	n	23:02	8643.675	-	109.8688	70.9	n
15	IS	D11-3-OH-Benzo[a]pyrene	1	4.25e+08	5.77	n	26:40	10527.380	-	19.4015	87.7	n
16	IS	13C-CL4-OH-PCB-79	1	4.95e+07	0.77	y	20:04	3383.375	-	15.5379	140.2	n
17	IS	13C-CL4-PCB-79	0	*	*	n	NotFnd	*	-	*	Div0	n
18	RS	13C-CL4-PCB-81	1	1.68e+08	0.78	y	16:24	12.777	-	-	-	n
19	Tot	Fn1 Lock	-	-			-	-	-	-	-	n
20	Tot	Fn2 Lock	-	-			-	-	-	-	-	n
21	Tot	Fn3 Lock	-	-			-	-	-	-	-	n
22	Tot	Fn4 Lock	-	-			-	-	-	-	-	n
23	Tot	Fn4 Lock	-	-			-	-	-	-	-	n
24	Tot	Fn5 Lock	-	-			-	-	-	-	-	n
25	Tot	Fn6 Lock	-	-			-	-	-	-	-	n

+ conc. & DL by 1.104

PV AS 8-AUG-2015

SV by MW
12-Aug-2015

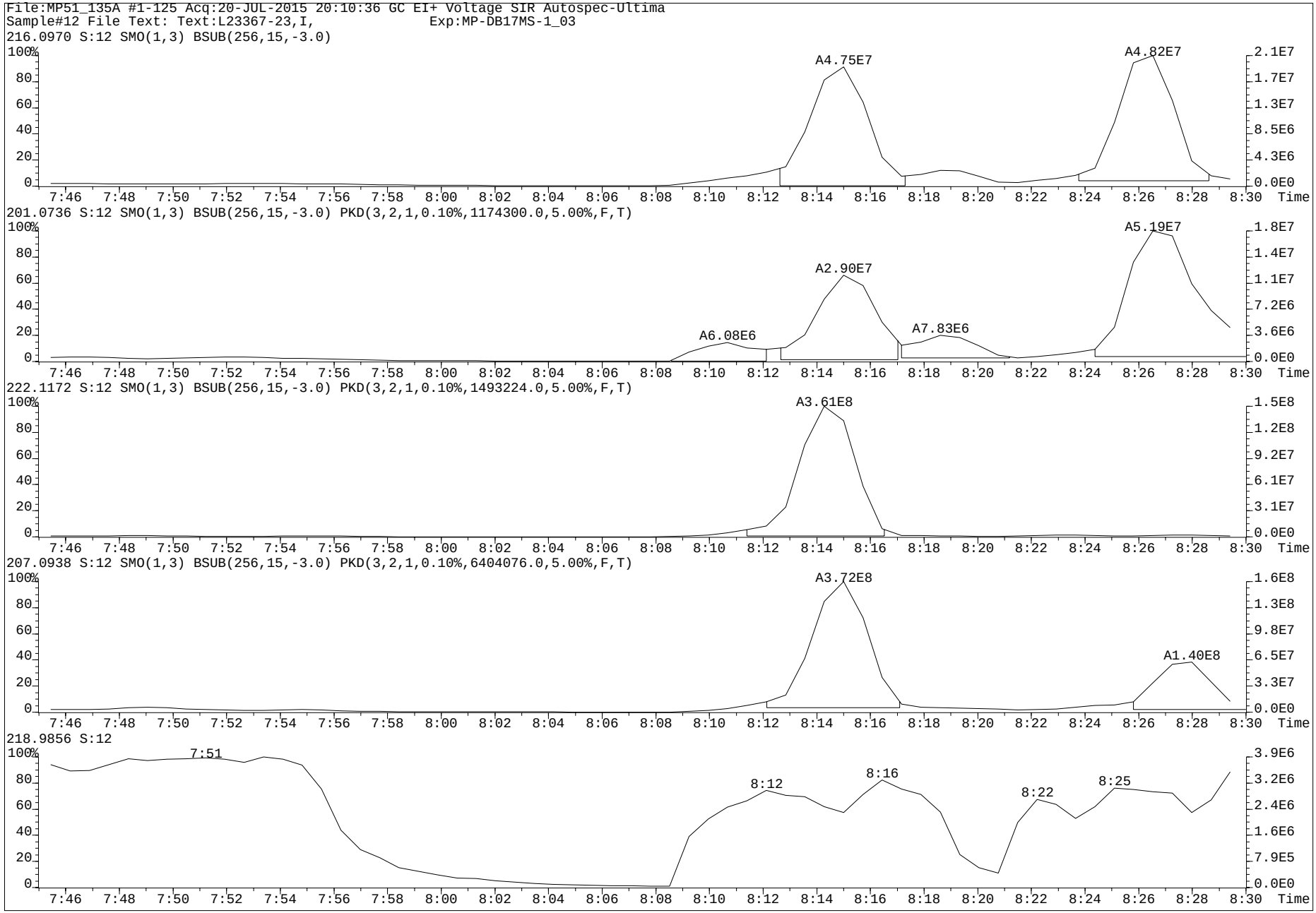
File:MP51_135A #1-125 Acq:20-JUL-2015 20:10:36 GC EI+ Voltage SIR Autospec-Ultima
Sample#12 File Text: Text:L23367-23,I, Exp:MP-DB17MS-1_03
216.0970 S:12 SMO(1,3) BSUB(256,15,-3.0)
A4.75E7
A4.82E7
201.0736 S:12 SMO(1,3) BSUB(256,15,-3.0) PKD(3,2,1,0.10%,1174300.0,5.00%,F,T)
A5.19E7
A2.90E7
A6.08E6
A7.83E6
222.1172 S:12 SMO(1,3) BSUB(256,15,-3.0) PKD(3,2,1,0.10%,1493224.0,5.00%,F,T)
A3.61E8
207.0938 S:12 SMO(1,3) BSUB(256,15,-3.0) PKD(3,2,1,0.10%,6404076.0,5.00%,F,T)
A3.72E8
A1.40E8
218.9856 S:12
7:51
8:12
8:16
8:22
8:25
Time

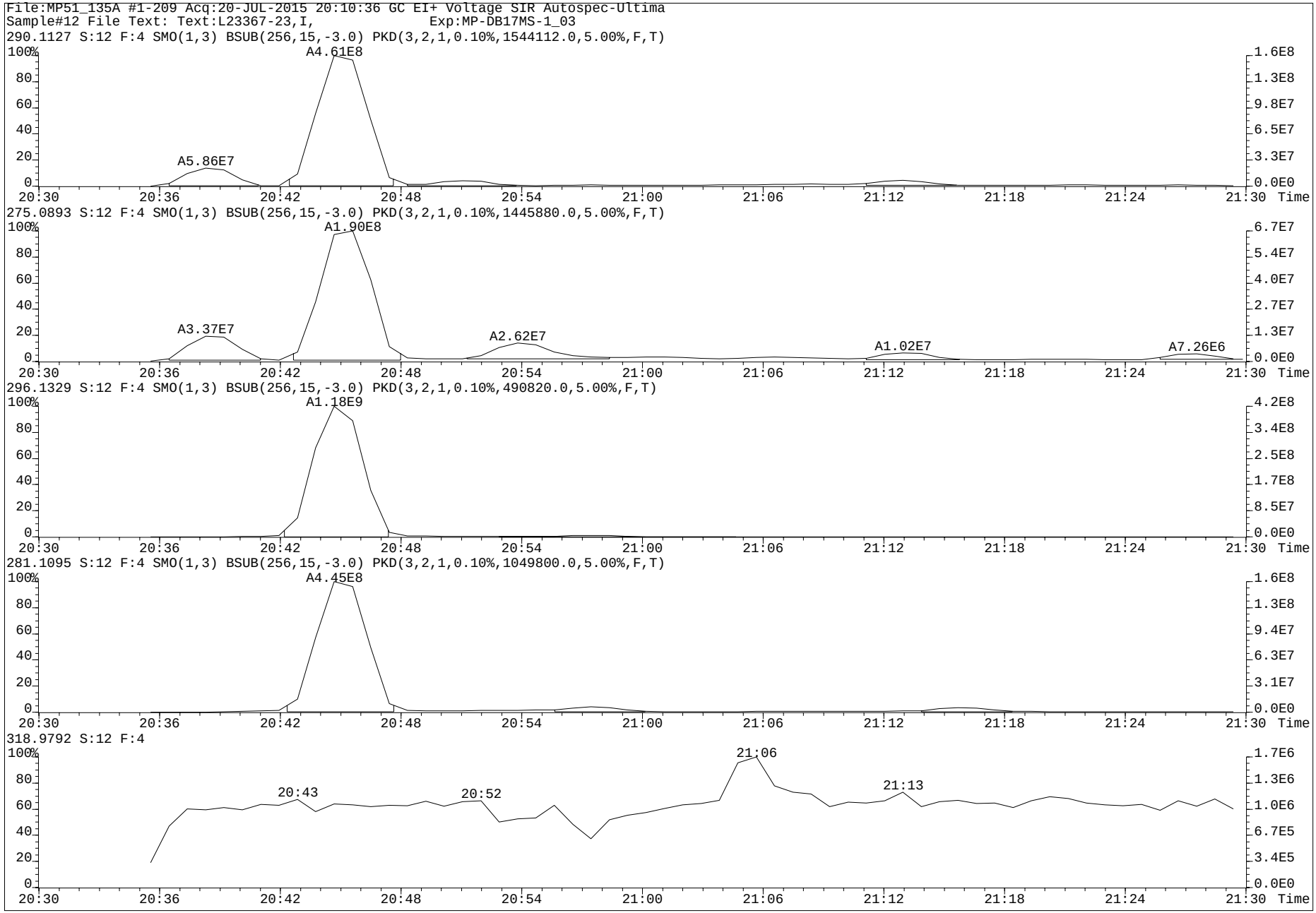
File:MP51_135A #1-209 Acq:20-JUL-2015 20:10:36 GC EI+ Voltage SIR Autospec-Ultima
Sample#12 File Text: Text:L23367-23,I, Exp:MP-DB17MS-1_03
290.1127 S:12 F:4 SMO(1,3) BSUB(256,15,-3.0) PKD(3,2,1,0.10%,1544112.0,5.00%,F,T)
A4.61E8
A5.86E7
275.0893 S:12 F:4 SMO(1,3) BSUB(256,15,-3.0) PKD(3,2,1,0.10%,1445880.0,5.00%,F,T)
A1.90E8
A3.37E7
A2.62E7
A1.02E7
A7.26E6
296.1329 S:12 F:4 SMO(1,3) BSUB(256,15,-3.0) PKD(3,2,1,0.10%,490820.0,5.00%,F,T)
A1.18E9
281.1095 S:12 F:4 SMO(1,3) BSUB(256,15,-3.0) PKD(3,2,1,0.10%,1049800.0,5.00%,F,T)
A4.45E8
318.9792 S:12 F:4
20:43
20:52
21:06
21:13
Time

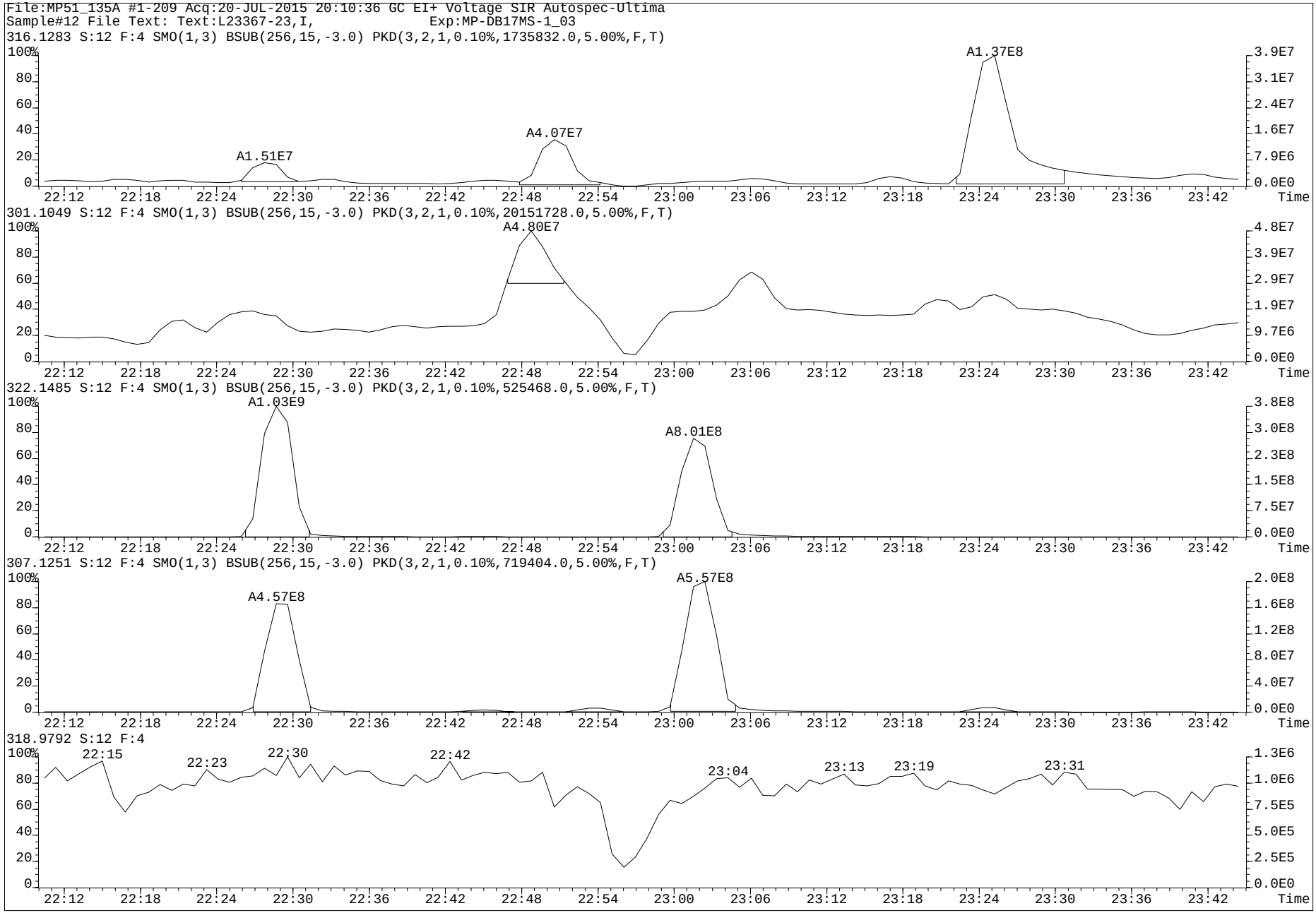
File:MP51_135A #1-209 Acq:20-JUL-2015 20:10:36 GC EI+ Voltage SIR Autospec-Ultima
Sample#12 File Text: Text:L23367-23,I, Exp:MP-DB17MS-1_03
316.1283 S:12 F:4 SMO(1,3) BSUB(256,15,-3.0) PKD(3,2,1,0.10%,1735832.0,5.00%,F,T)
A1.51E7
A4.07E7
A1.37E8
301.1049 S:12 F:4 SMO(1,3) BSUB(256,15,-3.0) PKD(3,2,1,0.10%,20151728.0,5.00%,F,T)
A4.80E7
322.1485 S:12 F:4 SMO(1,3) BSUB(256,15,-3.0) PKD(3,2,1,0.10%,525468.0,5.00%,F,T)
A1.03E9
A8.01E8
307.1251 S:12 F:4 SMO(1,3) BSUB(256,15,-3.0) PKD(3,2,1,0.10%,719404.0,5.00%,F,T)
A4.57E8
A5.57E8
318.9792 S:12 F:4
22:15
22:23
22:30
22:42
23:04
23:13
23:19
23:31
Time

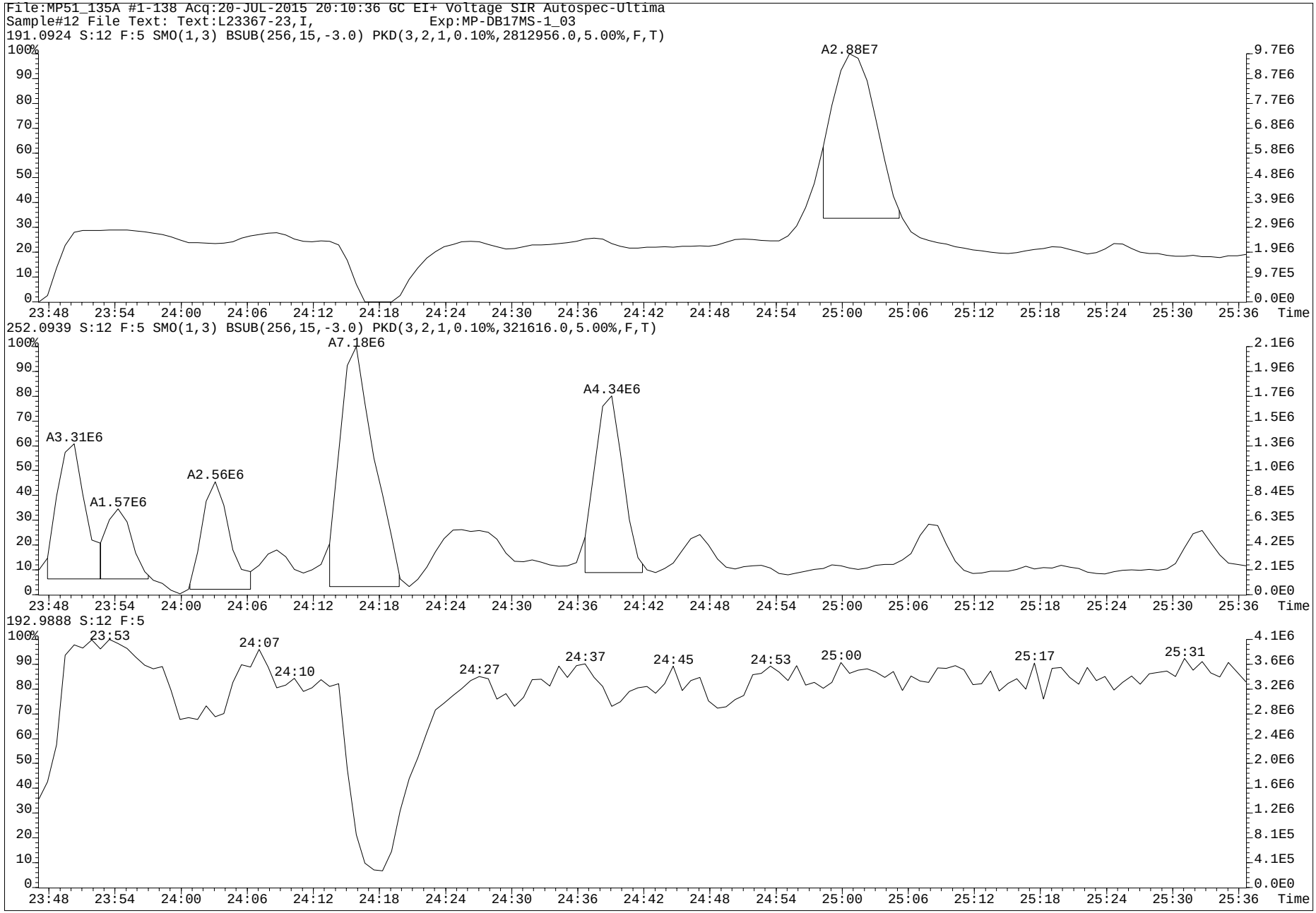
File:MP51_135A #1-138 Acq:20-JUL-2015 20:10:36 GC EI+ Voltage SIR Autospec-Ultima
Sample#12 File Text: Text:L23367-23,I, Exp:MP-DB17MS-1_03
191.0924 S:12 F:5 SMO(1,3) BSUB(256,15,-3.0) PKD(3,2,1,0.10%,2812956.0,5.00%,F,T)
A2.88E7
252.0939 S:12 F:5 SMO(1,3) BSUB(256,15,-3.0) PKD(3,2,1,0.10%,321616.0,5.00%,F,T)
A7.18E6
A4.34E6
A3.31E6
A1.57E6
A2.56E6
192.9888 S:12 F:5
23:53
24:07
24:10
24:27
24:37
24:45
24:53
25:00
25:17
25:31
Time

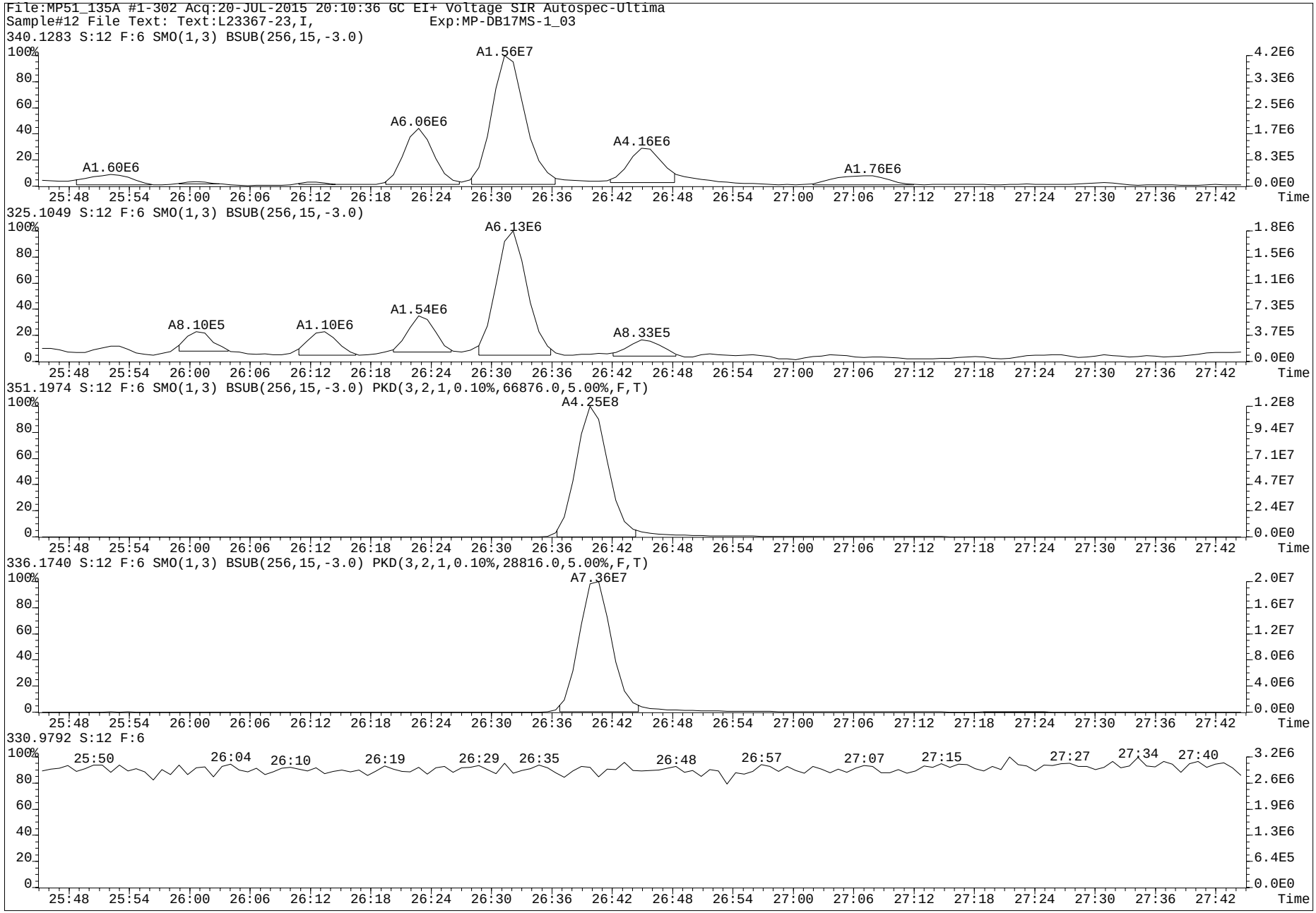
File:MP51_135A #1-302 Acq:20-JUL-2015 20:10:36 GC EI+ Voltage SIR Autospec-Ultima
Sample#12 File Text: Text:L23367-23,I, Exp:MP-DB17MS-1_03
340.1283 S:12 F:6 SMO(1,3) BSUB(256,15,-3.0)
A1.56E7
A6.06E6
A4.16E6
A1.60E6
A1.76E6
325.1049 S:12 F:6 SMO(1,3) BSUB(256,15,-3.0)
A6.13E6
A1.54E6
A8.10E5
A1.10E6
A8.33E5
351.1974 S:12 F:6 SMO(1,3) BSUB(256,15,-3.0) PKD(3,2,1,0.10%,66876.0,5.00%,F,T)
A4.25E8
336.1740 S:12 F:6 SMO(1,3) BSUB(256,15,-3.0) PKD(3,2,1,0.10%,28816.0,5.00%,F,T)
A7.36E7
330.9792 S:12 F:6
25:50
26:04
26:10
26:19
26:29
26:35
26:48
26:57
27:07
27:15
27:27
27:34
27:40
Time

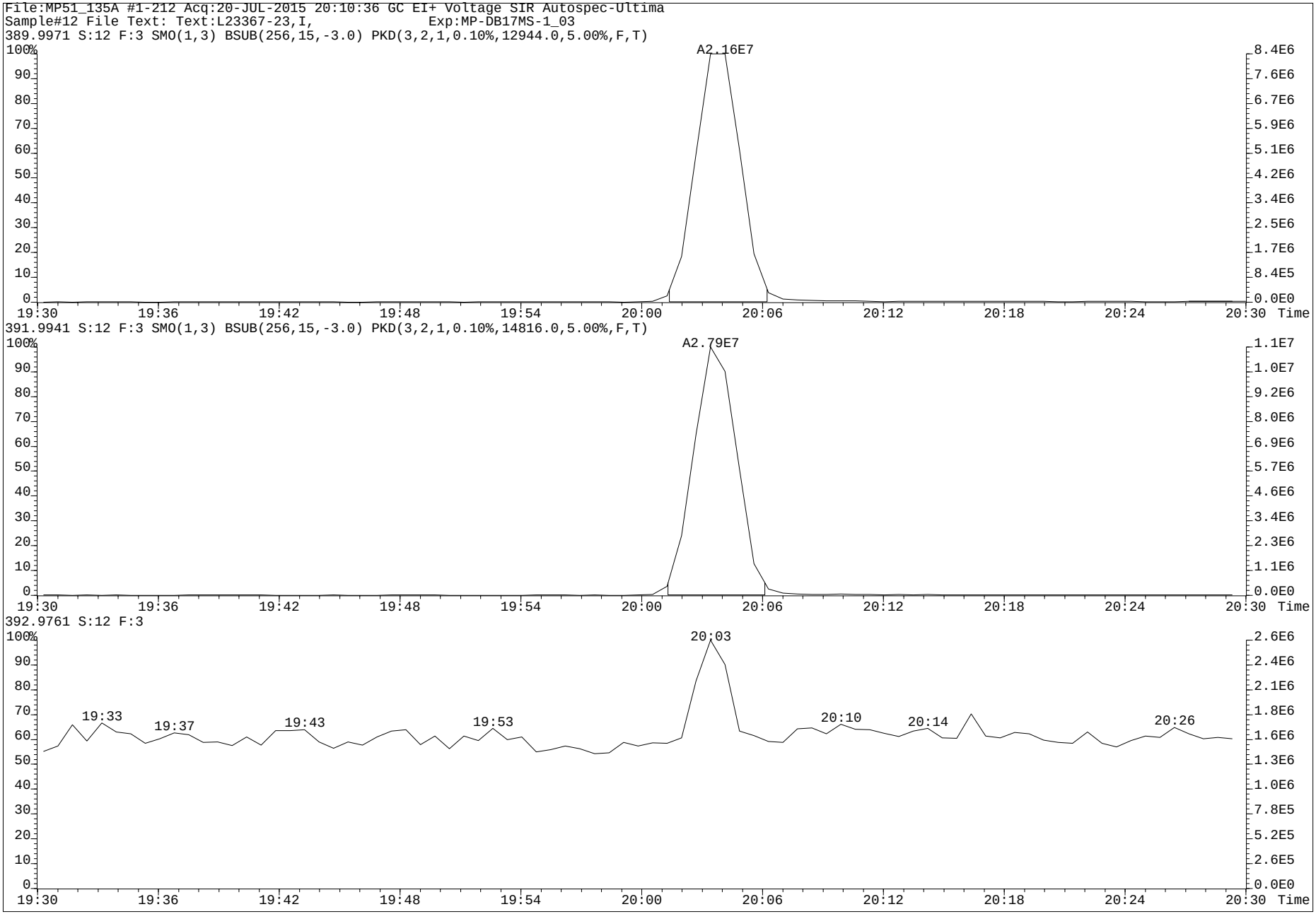
File:MP51_135A #1-212 Acq:20-JUL-2015 20:10:36 GC EI+ Voltage SIR Autospec-Ultima
Sample#12 File Text: Text:L23367-23,I, Exp:MP-DB17MS-1_03
389.9971 S:12 F:3 SMO(1,3) BSUB(256,15,-3.0) PKD(3,2,1,0.10%,12944.0,5.00%,F,T)
A2.16E7
391.9941 S:12 F:3 SMO(1,3) BSUB(256,15,-3.0) PKD(3,2,1,0.10%,14816.0,5.00%,F,T)
A2.79E7
392.9761 S:12 F:3
20:03
19:33
19:37
19:43
19:53
20:10
20:14
20:26
Time

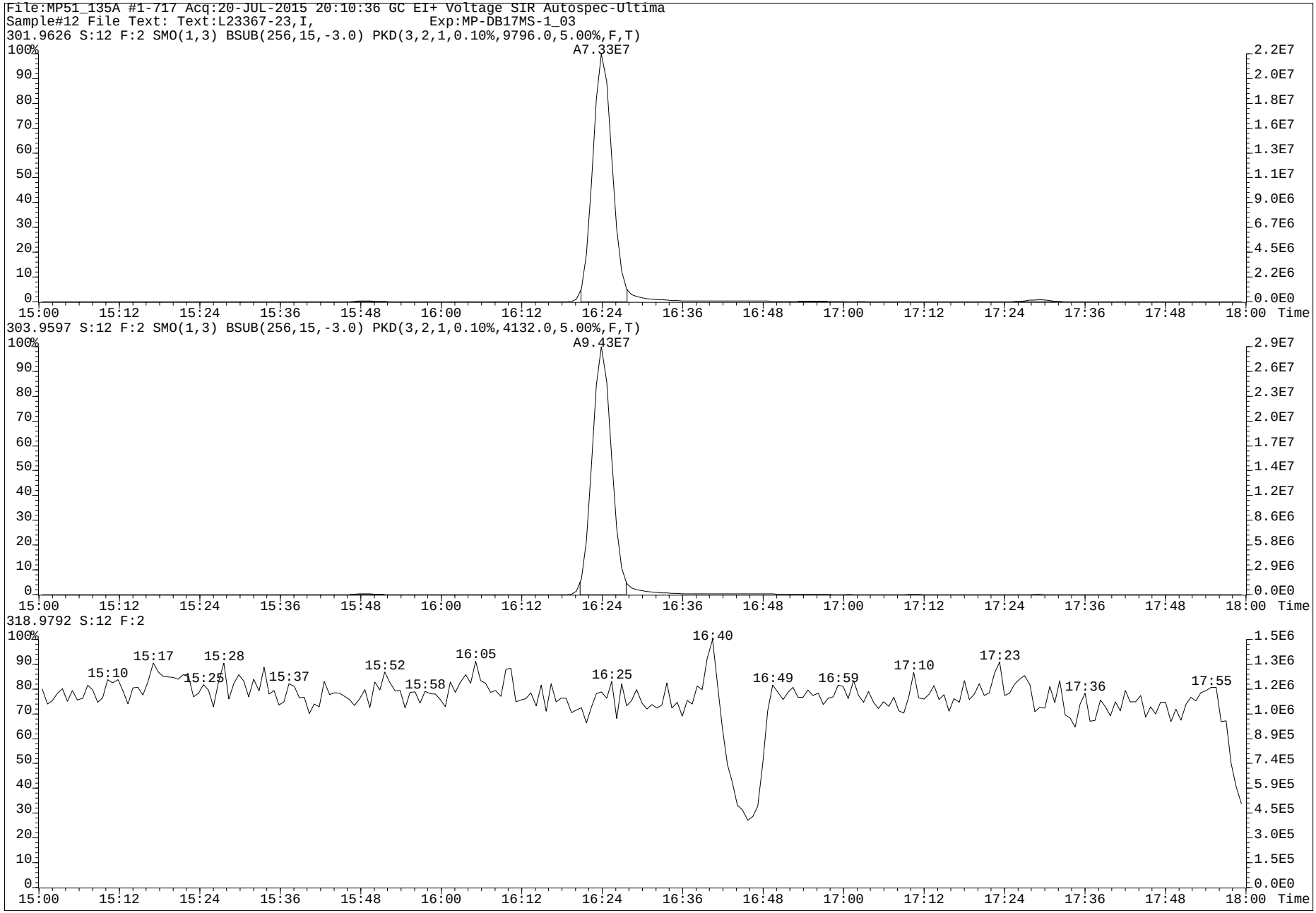
File:MP51_135A #1-717 Acq:20-JUL-2015 20:10:36 GC EI+ Voltage SIR Autospec-Ultima
Sample#12 File Text: Text:L23367-23,I, Exp:MP-DB17MS-1_03
301.9626 S:12 F:2 SMO(1,3) BSUB(256,15,-3.0) PKD(3,2,1,0.10%,9796.0,5.00%,F,T)
A7.33E7
303.9597 S:12 F:2 SMO(1,3) BSUB(256,15,-3.0) PKD(3,2,1,0.10%,4132.0,5.00%,F,T)
A9.43E7
318.9792 S:12 F:2
15:10
15:17
15:25
15:28
15:37
15:52
15:58
16:05
16:25
16:40
16:49
16:59
17:10
17:23
17:36
17:55
Time

www.axysanalytical.com

Run #18 Filename MP51_135A S: 13 I: 1 Acquired: 20-JUL-15 20:44:43 Processed: 21-JUL-15 12:26:10
Run: mp51_135A-A Analyte: MP-DB17-S12 Cal: mp51_134-8A Results: mp51_135a-a Version: V3.6 6-JAN-2000 17:51:42
Sample text: L23367-24,I, Comments: 1,WG51828,2.0/200uL
sample size: 4.205000 conc units: pg/µL total toxicity: 800.15 F1: 1.0000 F2: 1.0000

	Typ	Name	#Hom	Resp	RA		RT	Conc	Tox #1	DL	Rec	M?
1	Unk	1-OH-Naphthalene	1	5.18e+07	1.62	n	8:14	1440.896	144	360.1162	-	y
2	Unk	1-OH-Pyrene	1	5.86e+08	2.41	n	20:44	5436.047	544	298.8163	-	n
3	Unk	3-OH-Chrysene	0	*	*	n	NotFnd	*	*	4103.7104	-	n
4	Unk	3-OH-Benz[a]anthracene	0	*	*	n	NotFnd	*	*	2246.0509	-	n
5	Unk	7,8-OH-Benzo[a]pyrene-C	0	*	*	n	NotFnd	*	*	*	-	n
6	Unk	7,8-OH-Benzo[a]pyrene-T	0	*	*	n	NotFnd	*	*	*	-	n
7	Unk	7,8-OH-Benzo[a]pyrene-3	0	*	*	n	NotFnd	*	*	*	-	n
8	Unk	9-OH-Benzo[a]pyrene	1	1.95e+07	2.49	n	26:30	933.831	93	106.4122	-	n
9	Unk	3-OH-Benzo[a]pyrene	1	4.38e+06	5.79	n	26:44	190.749	19	123.9317	-	y
10	Unk	7,8-OH-Benzo[a]pyrene-4	0	*	*	n	NotFnd	*	*	*	-	n
11	IS	13C6-1-OH-Naphthalene	1	3.57e+08	0.89	n	8:13	3809.255	-	964.3644	32.0	n
12	IS	13C6-1-OH-Pyrene	1	1.26e+09	2.72	n	20:44	9954.771	-	146.5559	83.7	n
13	IS	13C6-1-OH-BAA	1	1.01e+09	2.23	n	22:28	10241.915	-	126.1839	85.5	n
14	IS	13C6-3-OH-Chrysene	1	6.81e+08	1.26	n	23:01	6107.086	-	111.4175	50.9	n
15	IS	D11-3-OH-Benzo[a]pyrene	1	4.23e+08	5.94	n	26:39	8718.207	-	18.5227	73.7	n
16	IS	13C-CL4-OH-PCB-79	1	5.24e+07	0.75	y	20:03	2979.203	-	20.2549	125.3	n
17	IS	13C-CL4-PCB-79	0	*	*	n	NotFnd	*	-	*	Div0	n
18	RS	13C-CL4-PCB-81	1	1.98e+08	0.78	y	16:23	14.919	-	-	-	n
19	Tot	Fn1 Lock	-	-			-	-	-	-	-	n
20	Tot	Fn2 Lock	-	-			-	-	-	-	-	n
21	Tot	Fn3 Lock	-	-			-	-	-	-	-	n
22	Tot	Fn4 Lock	-	-			-	-	-	-	-	n
23	Tot	Fn4 Lock	-	-			-	-	-	-	-	n
24	Tot	Fn5 Lock	-	-			-	-	-	-	-	n
25	Tot	Fn6 Lock	-	-			-	-	-	-	-	n

x conc + DL by 1.05

PV AS 8-AUG-2015

SV by MW
12-Aug-2015

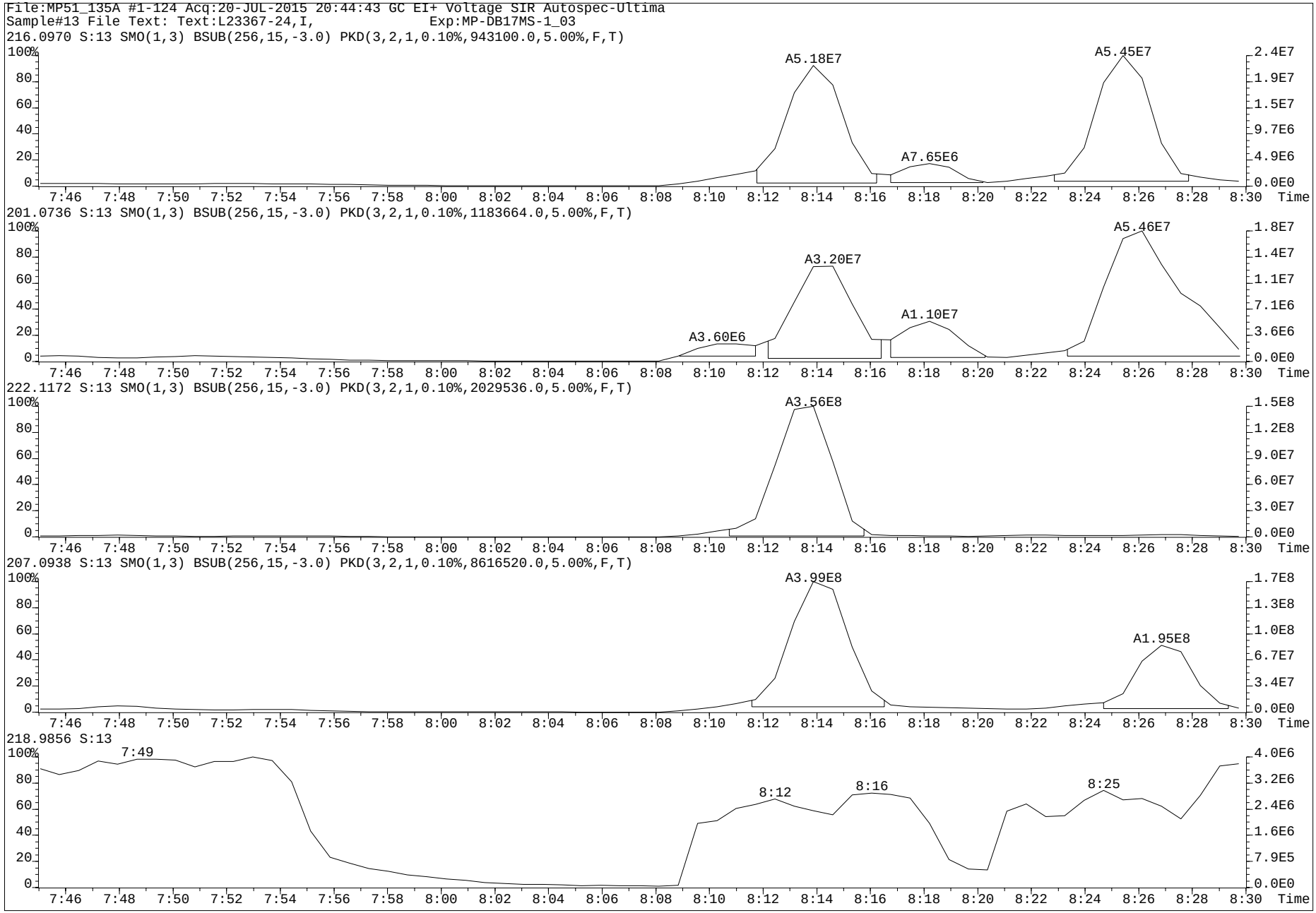
File:MP51_135A #1-124 Acq:20-JUL-2015 20:44:43 GC EI+ Voltage SIR Autospec-Ultima
Sample#13 File Text: Text:L23367-24,I, Exp:MP-DB17MS-1_03
216.0970 S:13 SMO(1,3) BSUB(256,15,-3.0) PKD(3,2,1,0.10%,943100.0,5.00%,F,T)
A5.18E7
A7.65E6
A5.45E7
201.0736 S:13 SMO(1,3) BSUB(256,15,-3.0) PKD(3,2,1,0.10%,1183664.0,5.00%,F,T)
A3.60E6
A3.20E7
A1.10E7
A5.46E7
222.1172 S:13 SMO(1,3) BSUB(256,15,-3.0) PKD(3,2,1,0.10%,2029536.0,5.00%,F,T)
A3.56E8
207.0938 S:13 SMO(1,3) BSUB(256,15,-3.0) PKD(3,2,1,0.10%,8616520.0,5.00%,F,T)
A3.99E8
A1.95E8
218.9856 S:13
7:49
8:12
8:16
8:25
Time

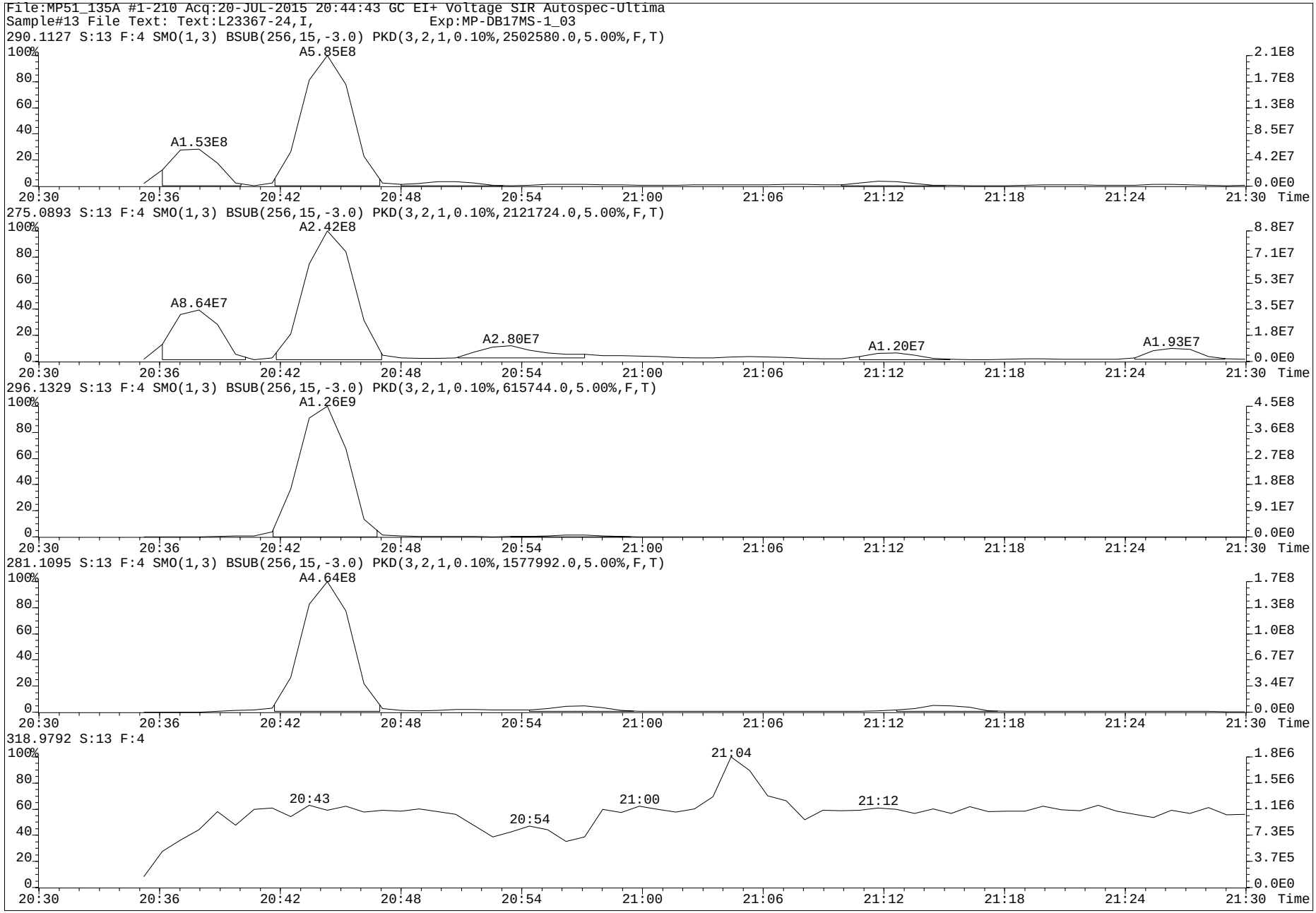
File:MP51_135A #1-210 Acq:20-JUL-2015 20:44:43 GC EI+ Voltage SIR Autospec-Ultima
Sample#13 File Text: Text:L23367-24,I, Exp:MP-DB17MS-1_03
290.1127 S:13 F:4 SMO(1,3) BSUB(256,15,-3.0) PKD(3,2,1,0.10%,2502580.0,5.00%,F,T)
A5.85E8
A1.53E8
275.0893 S:13 F:4 SMO(1,3) BSUB(256,15,-3.0) PKD(3,2,1,0.10%,2121724.0,5.00%,F,T)
A2.42E8
A8.64E7
A2.80E7
A1.20E7
A1.93E7
296.1329 S:13 F:4 SMO(1,3) BSUB(256,15,-3.0) PKD(3,2,1,0.10%,615744.0,5.00%,F,T)
A1.26E9
281.1095 S:13 F:4 SMO(1,3) BSUB(256,15,-3.0) PKD(3,2,1,0.10%,1577992.0,5.00%,F,T)
A4.64E8
318.9792 S:13 F:4
20:43
20:54
21:00
21:04
21:12
Time

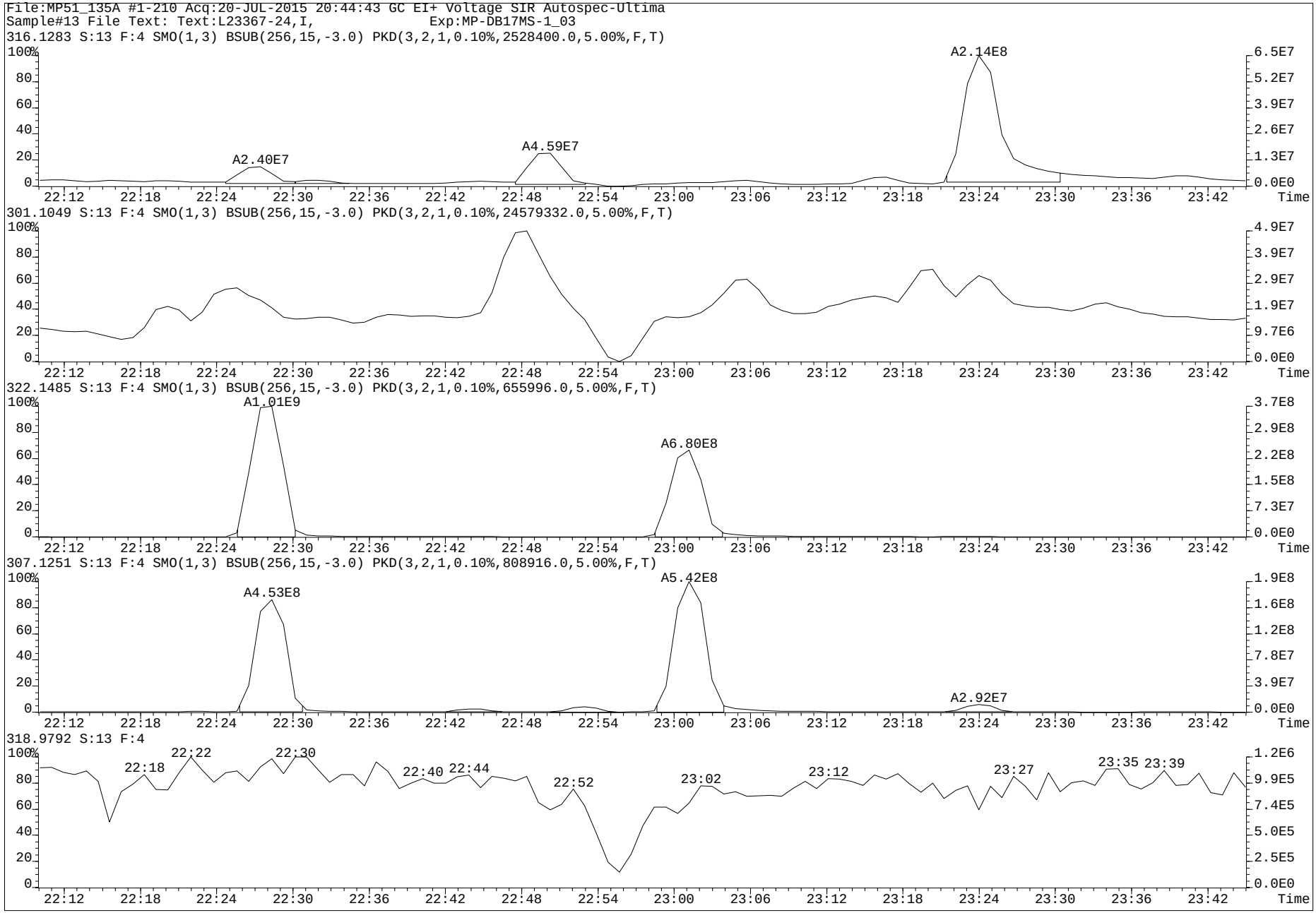
File:MP51_135A #1-210 Acq:20-JUL-2015 20:44:43 GC EI+ Voltage SIR Autospec-Ultima
Sample#13 File Text: Text:L23367-24,I, Exp:MP-DB17MS-1_03
316.1283 S:13 F:4 SMO(1,3) BSUB(256,15,-3.0) PKD(3,2,1,0.10%,2528400.0,5.00%,F,T)
A2.14E8
A4.59E7
A2.40E7
301.1049 S:13 F:4 SMO(1,3) BSUB(256,15,-3.0) PKD(3,2,1,0.10%,24579332.0,5.00%,F,T)
322.1485 S:13 F:4 SMO(1,3) BSUB(256,15,-3.0) PKD(3,2,1,0.10%,655996.0,5.00%,F,T)
A1.01E9
A6.80E8
307.1251 S:13 F:4 SMO(1,3) BSUB(256,15,-3.0) PKD(3,2,1,0.10%,808916.0,5.00%,F,T)
A4.53E8
A5.42E8
A2.92E7
318.9792 S:13 F:4
22:18
22:22
22:30
22:40
22:44
22:52
23:02
23:12
23:27
23:35
23:39
Time

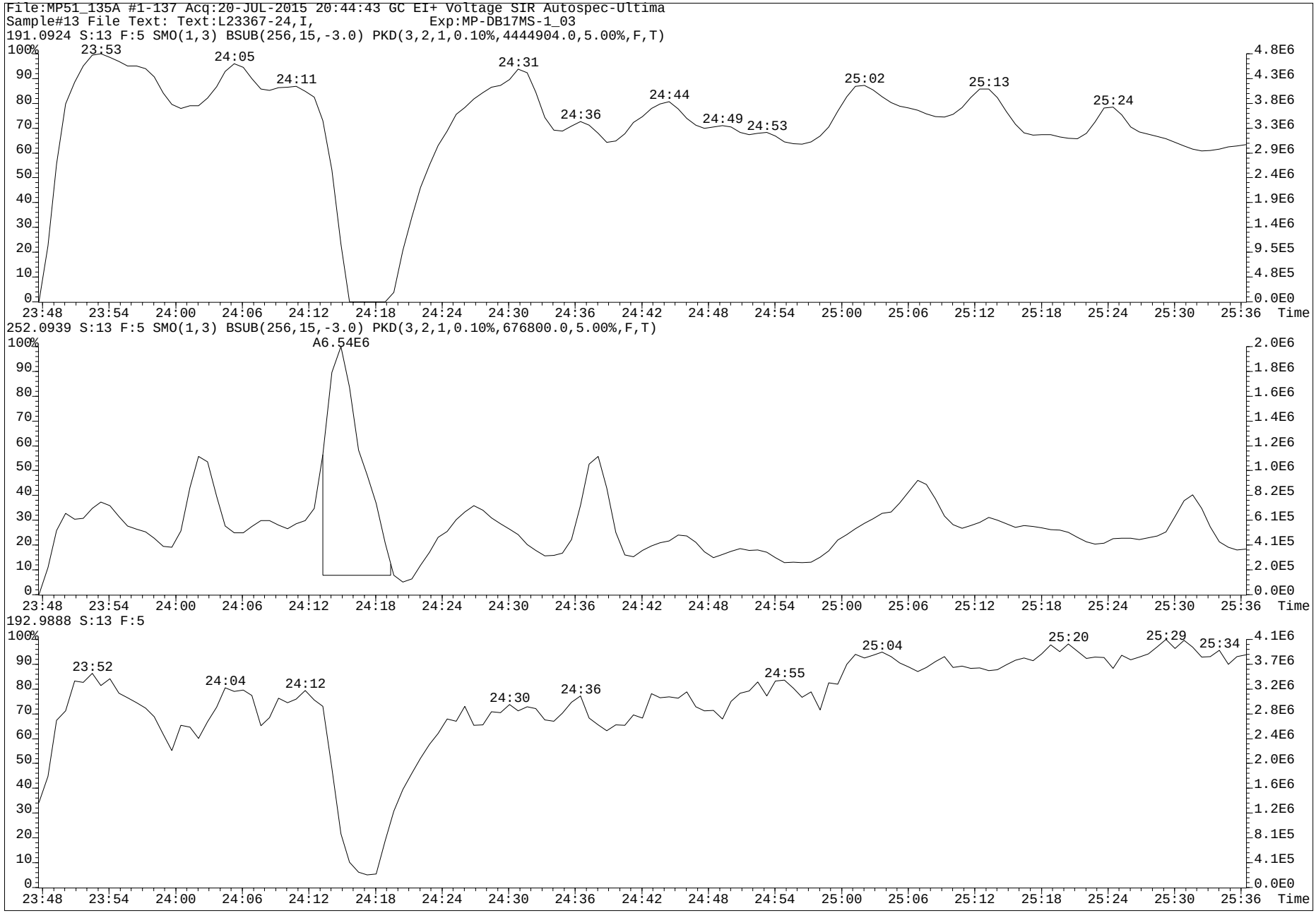
File:MP51_135A #1-137 Acq:20-JUL-2015 20:44:43 GC EI+ Voltage SIR Autospec-Ultima
Sample#13 File Text: Text:L23367-24,I, Exp:MP-DB17MS-1_03
191.0924 S:13 F:5 SMO(1,3) BSUB(256,15,-3.0) PKD(3,2,1,0.10%,4444904.0,5.00%,F,T)
23:53
24:05
24:11
24:31
24:36
24:44
24:49
24:53
25:02
25:13
25:24
252.0939 S:13 F:5 SMO(1,3) BSUB(256,15,-3.0) PKD(3,2,1,0.10%,676800.0,5.00%,F,T)
A6.54E6
192.9888 S:13 F:5
23:52
24:04
24:12
24:30
24:36
24:55
25:04
25:20
25:29
25:34
Time

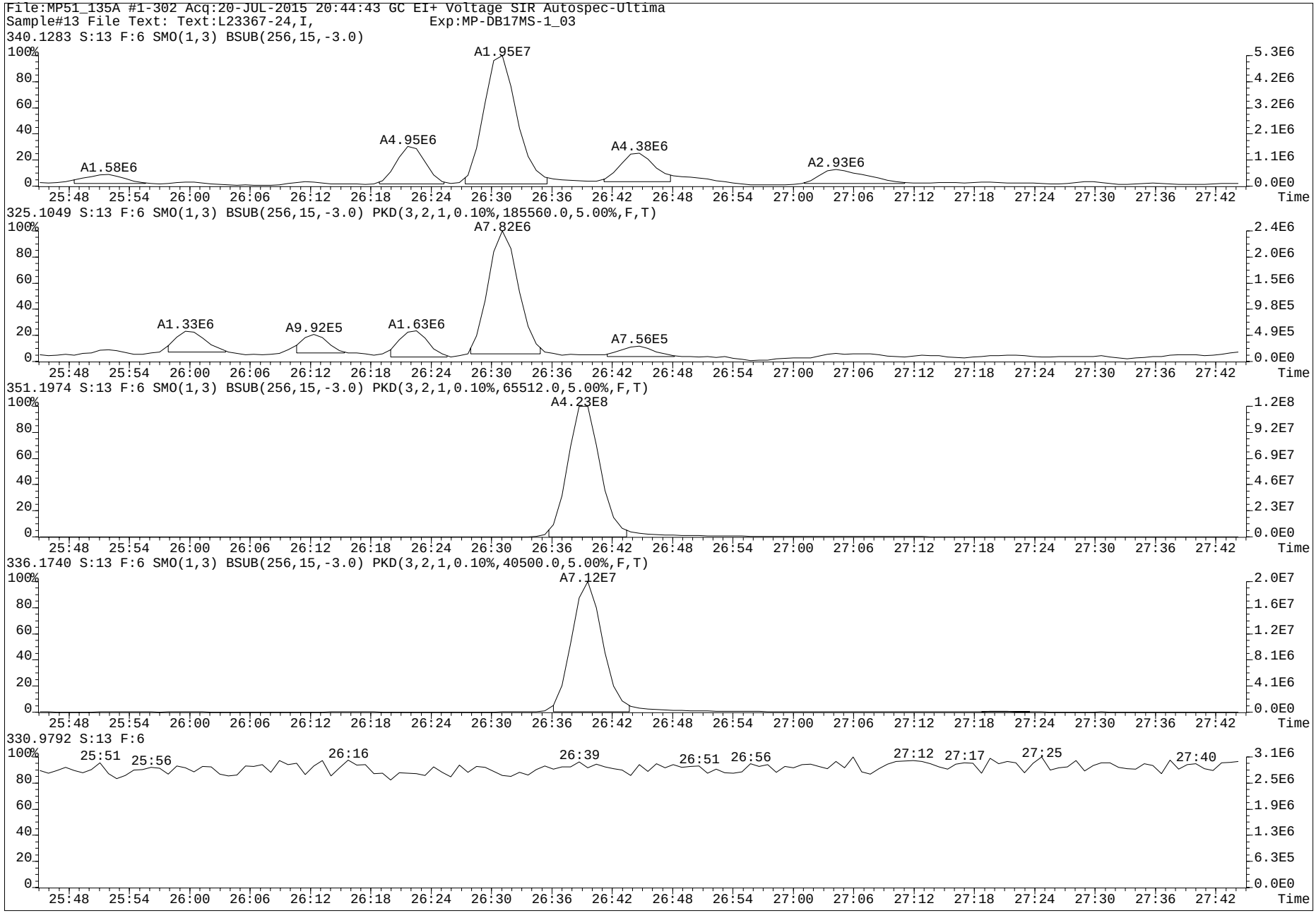
File:MP51_135A #1-302 Acq:20-JUL-2015 20:44:43 GC EI+ Voltage SIR Autospec-Ultima
Sample#13 File Text: Text:L23367-24,I, Exp:MP-DB17MS-1_03
340.1283 S:13 F:6 SMO(1,3) BSUB(256,15,-3.0)
A1.58E6
A4.95E6
A1.95E7
A4.38E6
A2.93E6
325.1049 S:13 F:6 SMO(1,3) BSUB(256,15,-3.0) PKD(3,2,1,0.10%,185560.0,5.00%,F,T)
A1.33E6
A9.92E5
A1.63E6
A7.82E6
A7.56E5
351.1974 S:13 F:6 SMO(1,3) BSUB(256,15,-3.0) PKD(3,2,1,0.10%,65512.0,5.00%,F,T)
A4.23E8
336.1740 S:13 F:6 SMO(1,3) BSUB(256,15,-3.0) PKD(3,2,1,0.10%,40500.0,5.00%,F,T)
A7.12E7
330.9792 S:13 F:6
25:51
25:56
26:16
26:39
26:51
26:56
27:12
27:17
27:25
27:40
Time

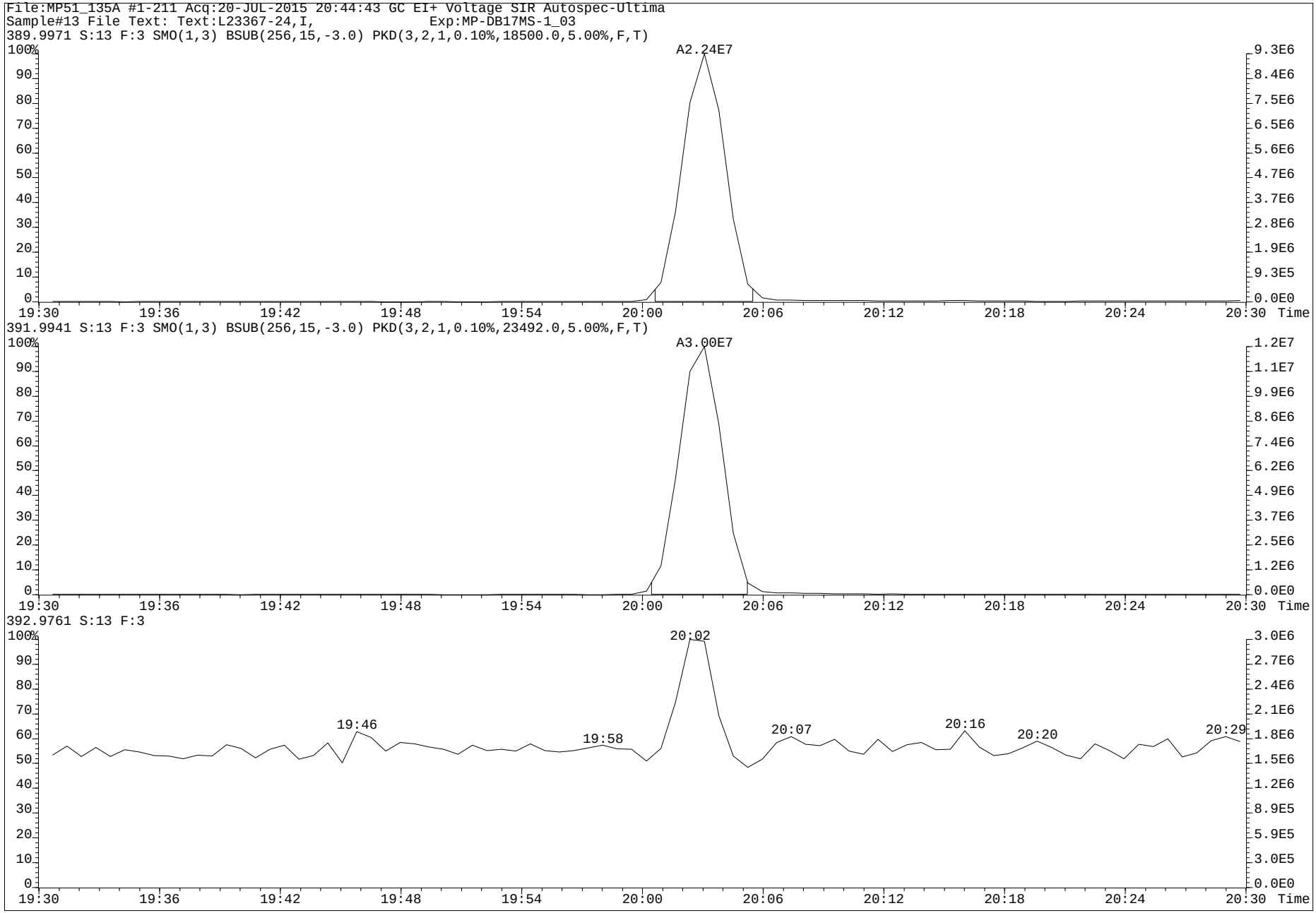
File:MP51_135A #1-211 Acq:20-JUL-2015 20:44:43 GC EI+ Voltage SIR Autospec-Ultima
Sample#13 File Text: Text:L23367-24,I, Exp:MP-DB17MS-1_03
389.9971 S:13 F:3 SMO(1,3) BSUB(256,15,-3.0) PKD(3,2,1,0.10%,18500.0,5.00%,F,T)
A2.24E7
391.9941 S:13 F:3 SMO(1,3) BSUB(256,15,-3.0) PKD(3,2,1,0.10%,23492.0,5.00%,F,T)
A3.00E7
392.9761 S:13 F:3
19:46
19:58
20:02
20:07
20:16
20:20
20:29
Time

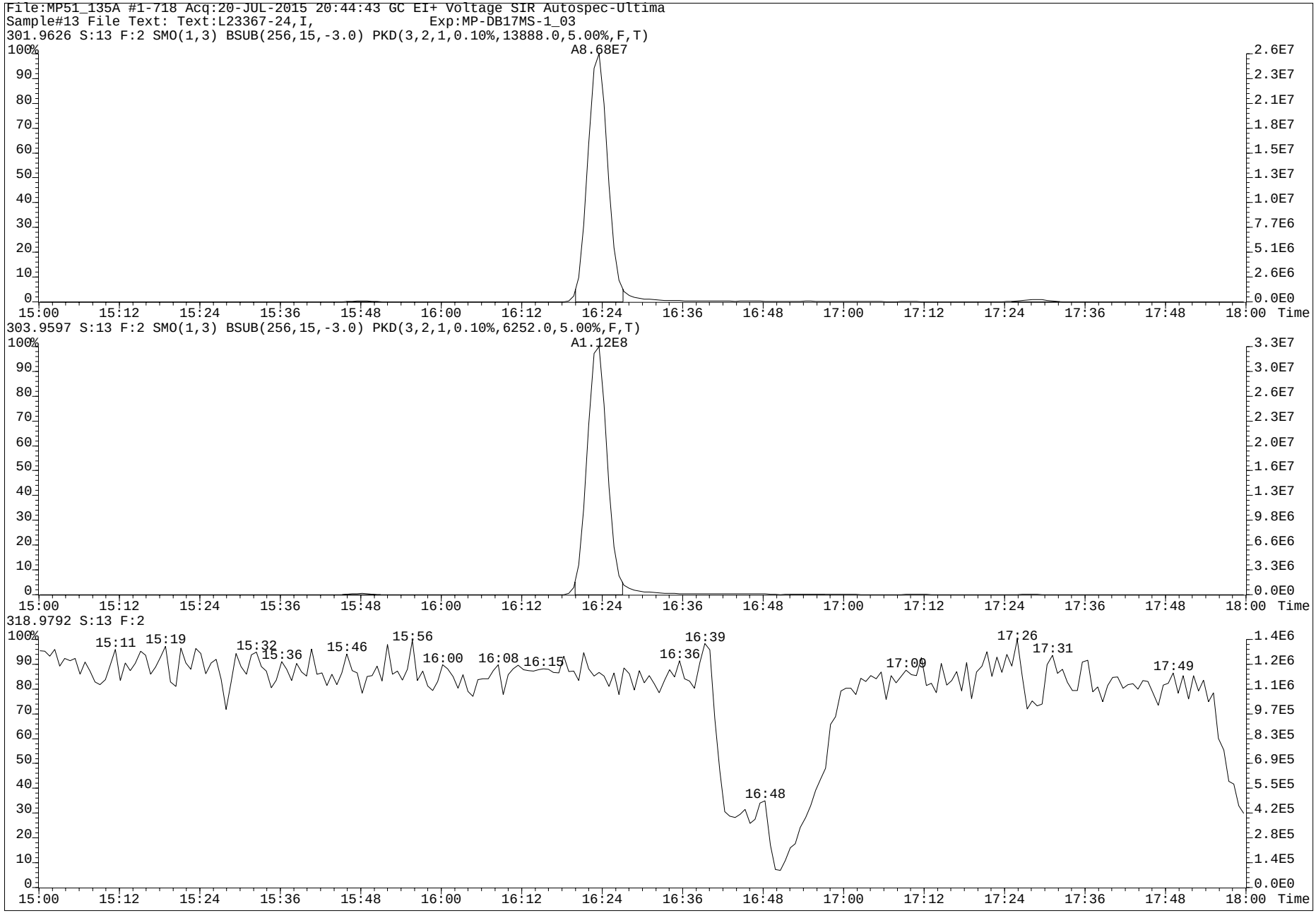
File:MP51_135A #1-718 Acq:20-JUL-2015 20:44:43 GC EI+ Voltage SIR Autospec-Ultima
Sample#13 File Text: Text:L23367-24,I, Exp:MP-DB17MS-1_03
301.9626 S:13 F:2 SMO(1,3) BSUB(256,15,-3.0) PKD(3,2,1,0.10%,13888.0,5.00%,F,T)
A8.68E7
303.9597 S:13 F:2 SMO(1,3) BSUB(256,15,-3.0) PKD(3,2,1,0.10%,6252.0,5.00%,F,T)
A1.12E8
318.9792 S:13 F:2
15:11
15:19
15:32
15:36
15:46
15:56
16:00
16:08
16:15
16:36
16:39
16:48
17:09
17:26
17:31
17:49
Time

Run #14 Filename MP51_135A S: 9 I: 1 Acquired: 20-JUL-15 18:28:20 Processed: 21-JUL-15 12:26:07
Run: mp51_135A-A Analyte: MP-DB17-S12 Cal: mp51_134-8A Results: mp51_135a-a Version: V3.6 6-JAN-2000 17:51:42
Sample text: L23368-1,I, Comments: 1,WG51828,2.0/200uL
sample size: ~~4.084000~~ 4 conc units: pg/~~g~~ mL total toxicity: 266.70 F1: 1.0000 F2: 1.0000

	Typ	Name	#Hom	Resp	RA		RT	Conc	Tox #1	DL	Rec	M?
1	Unk	1-OH-Naphthalene	1	3.94e+07	1.35	n	8:14	1089.570	109	258.5294	-	n
2	Unk	1-OH-Pyrene	1	9.27e+07	2.36	n	20:44	1129.885	113	157.1792	-	n
3	Unk	3-OH-Chrysene	0	*	*	n	NotFnd	*	*	1188.6936	-	n
4	Unk	3-OH-Benz[a]anthracene	0	*	*	n	NotFnd	*	*	920.1188	-	n
5	Unk	7,8-OH-Benzo[a]pyrene-C	0	*	*	n	NotFnd	*	*	*	-	n
6	Unk	7,8-OH-Benzo[a]pyrene-T	0	*	*	n	NotFnd	*	*	*	-	n
7	Unk	7,8-OH-Benzo[a]pyrene-3	0	*	*	n	NotFnd	*	*	*	-	n
8	Unk	9-OH-Benzo[a]pyrene	1	1.12e+07	2.45	n	26:31	447.507	45	33.4273	-	n
9	Unk	3-OH-Benzo[a]pyrene	0	*	*	n	NotFnd	*	*	72.1432	-	n
10	Unk	7,8-OH-Benzo[a]pyrene-4	0	*	*	n	NotFnd	*	*	*	-	n
11	IS	13C6-1-OH-Naphthalene	1	3.70e+08	0.91	n	8:13	4414.004	-	525.1353	36.1	n
12	IS	13C6-1-OH-Pyrene	1	9.92e+08	2.70	n	20:44	8730.632	-	71.1723	71.3	n
13	IS	13C6-1-OH-BAA	1	8.78e+08	2.27	n	22:28	9971.443	-	59.9146	80.8	n
14	IS	13C6-3-OH-Chrysene	1	8.43e+08	1.93	n	23:01	8449.206	-	52.9032	68.3	n
15	IS	D11-3-OH-Benzo[a]pyrene	1	2.89e+08	5.84	n	26:39	6660.863	-	9.7914	54.7	n
16	IS	13C-CL4-OH-PCB-79	1	4.89e+07	0.76	y	20:03	3109.660	-	16.3120	127.0	n
17	IS	13C-CL4-PCB-79	0	*	*	n	NotFnd	*	-	*	Div0	n
18	RS	13C-CL4-PCB-81	1	1.83e+08	0.78	y	16:23	14.150	-	-	-	n
19	Tot	Fn1 Lock	-	-			-	-	-	-	-	n
20	Tot	Fn2 Lock	-	-			-	-	-	-	-	n
21	Tot	Fn3 Lock	-	-			-	-	-	-	-	n
22	Tot	Fn4 Lock	-	-			-	-	-	-	-	n
23	Tot	Fn4 Lock	-	-			-	-	-	-	-	n
24	Tot	Fn5 Lock	-	-			-	-	-	-	-	n
25	Tot	Fn6 Lock	-	-			-	-	-	-	-	n

x conc. 2 DC by 1.021

PV AS 8-AUG-2015

SV by MW
12-Aug-2015

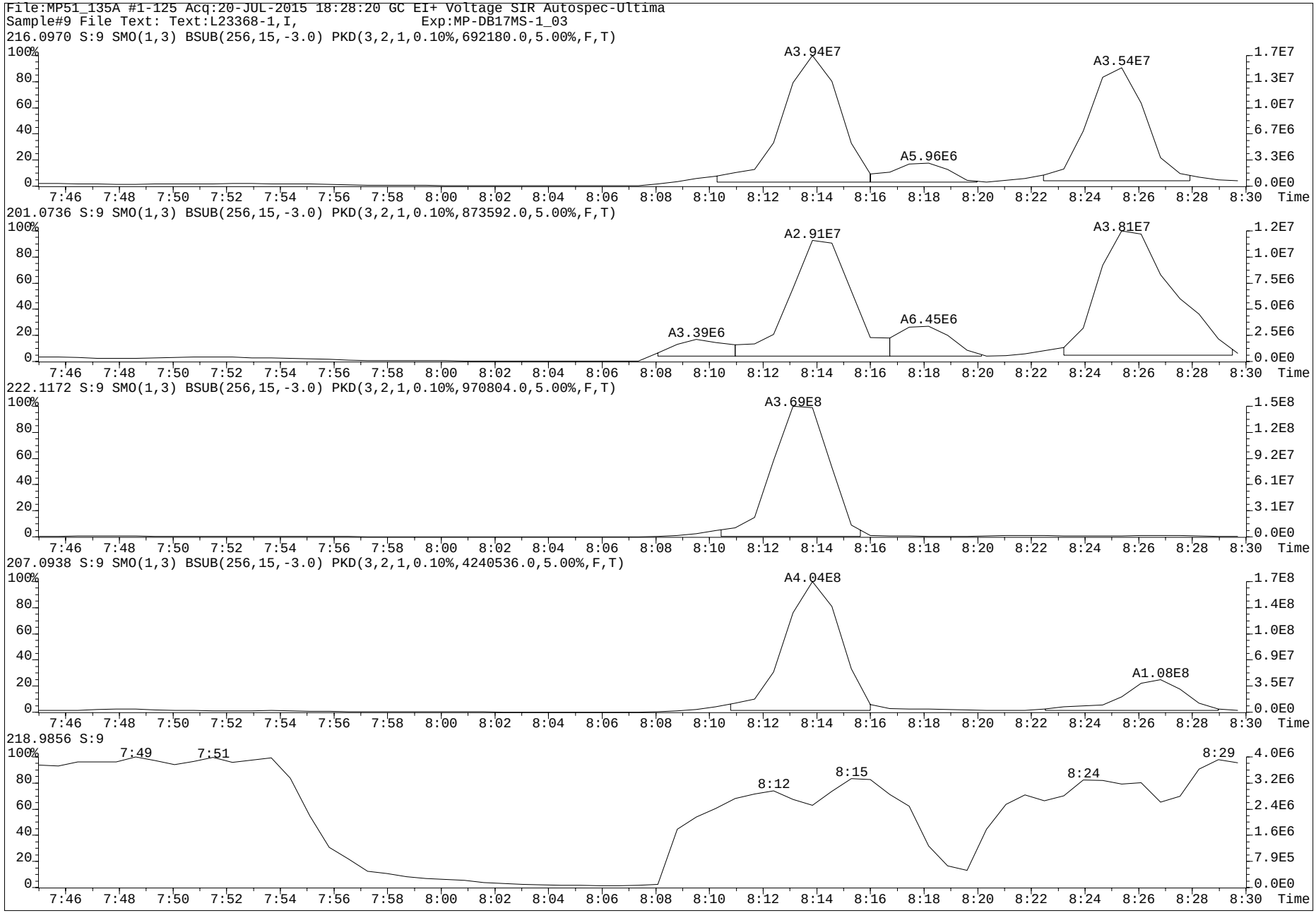
File:MP51_135A #1-125 Acq:20-JUL-2015 18:28:20 GC EI+ Voltage SIR Autospec-Ultima
Sample#9 File Text: Text:L23368-1,I, Exp:MP-DB17MS-1_03
216.0970 S:9 SMO(1,3) BSUB(256,15,-3.0) PKD(3,2,1,0.10%,692180.0,5.00%,F,T)
A3.94E7
A5.96E6
A3.54E7
201.0736 S:9 SMO(1,3) BSUB(256,15,-3.0) PKD(3,2,1,0.10%,873592.0,5.00%,F,T)
A3.39E6
A2.91E7
A6.45E6
A3.81E7
222.1172 S:9 SMO(1,3) BSUB(256,15,-3.0) PKD(3,2,1,0.10%,970804.0,5.00%,F,T)
A3.69E8
207.0938 S:9 SMO(1,3) BSUB(256,15,-3.0) PKD(3,2,1,0.10%,4240536.0,5.00%,F,T)
A4.04E8
A1.08E8
218.9856 S:9
7:49
7:51
8:12
8:15
8:24
8:29
Time

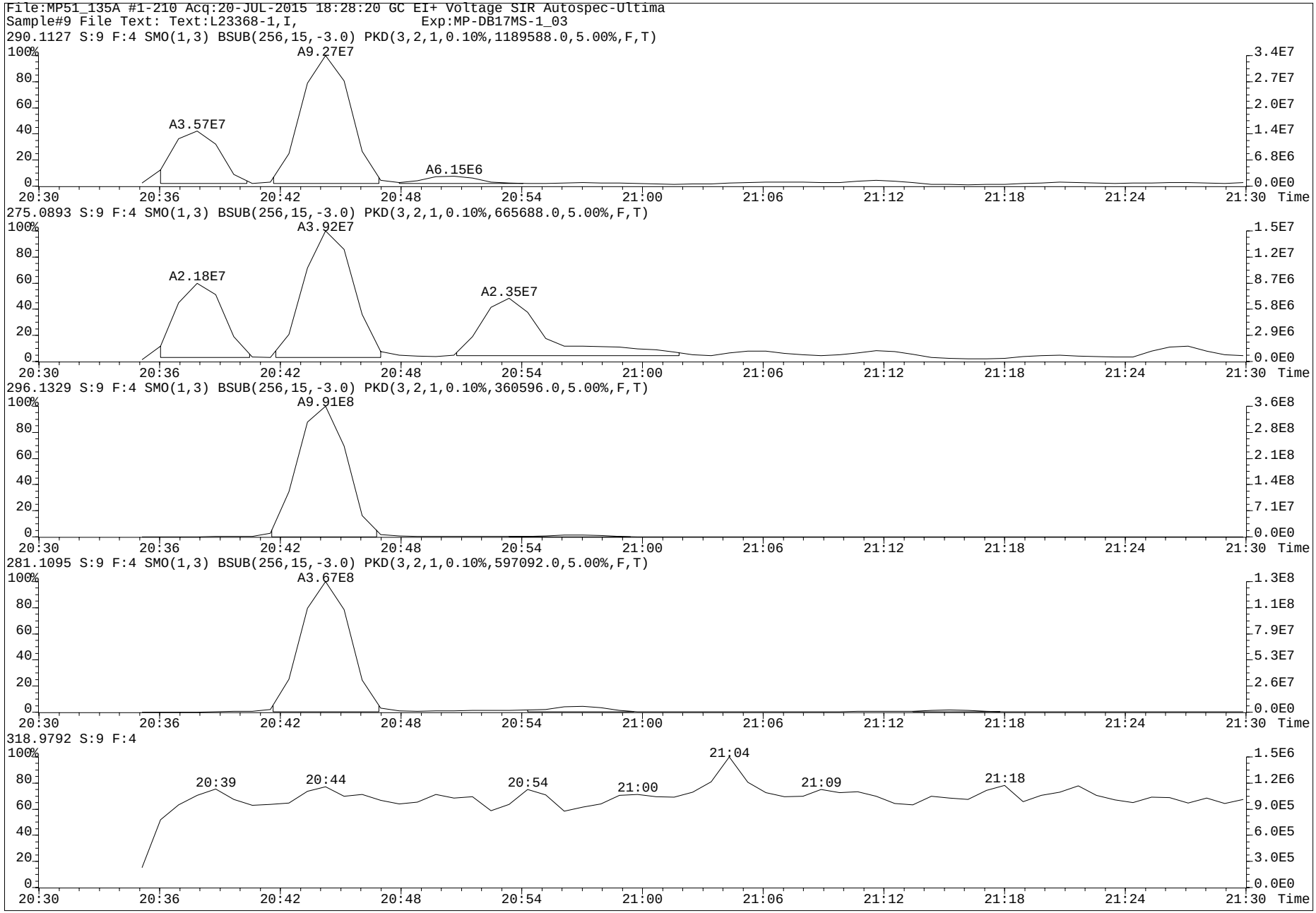
File:MP51_135A #1-210 Acq:20-JUL-2015 18:28:20 GC EI+ Voltage SIR Autospec-Ultima
Sample#9 File Text: Text:L23368-1,I, Exp:MP-DB17MS-1_03
290.1127 S:9 F:4 SMO(1,3) BSUB(256,15,-3.0) PKD(3,2,1,0.10%,1189588.0,5.00%,F,T)
A9.27E7
A3.57E7
A6.15E6
275.0893 S:9 F:4 SMO(1,3) BSUB(256,15,-3.0) PKD(3,2,1,0.10%,665688.0,5.00%,F,T)
A3.92E7
A2.18E7
A2.35E7
296.1329 S:9 F:4 SMO(1,3) BSUB(256,15,-3.0) PKD(3,2,1,0.10%,360596.0,5.00%,F,T)
A9.91E8
281.1095 S:9 F:4 SMO(1,3) BSUB(256,15,-3.0) PKD(3,2,1,0.10%,597092.0,5.00%,F,T)
A3.67E8
318.9792 S:9 F:4
20:39
20:44
20:54
21:00
21:04
21:09
21:18
Time

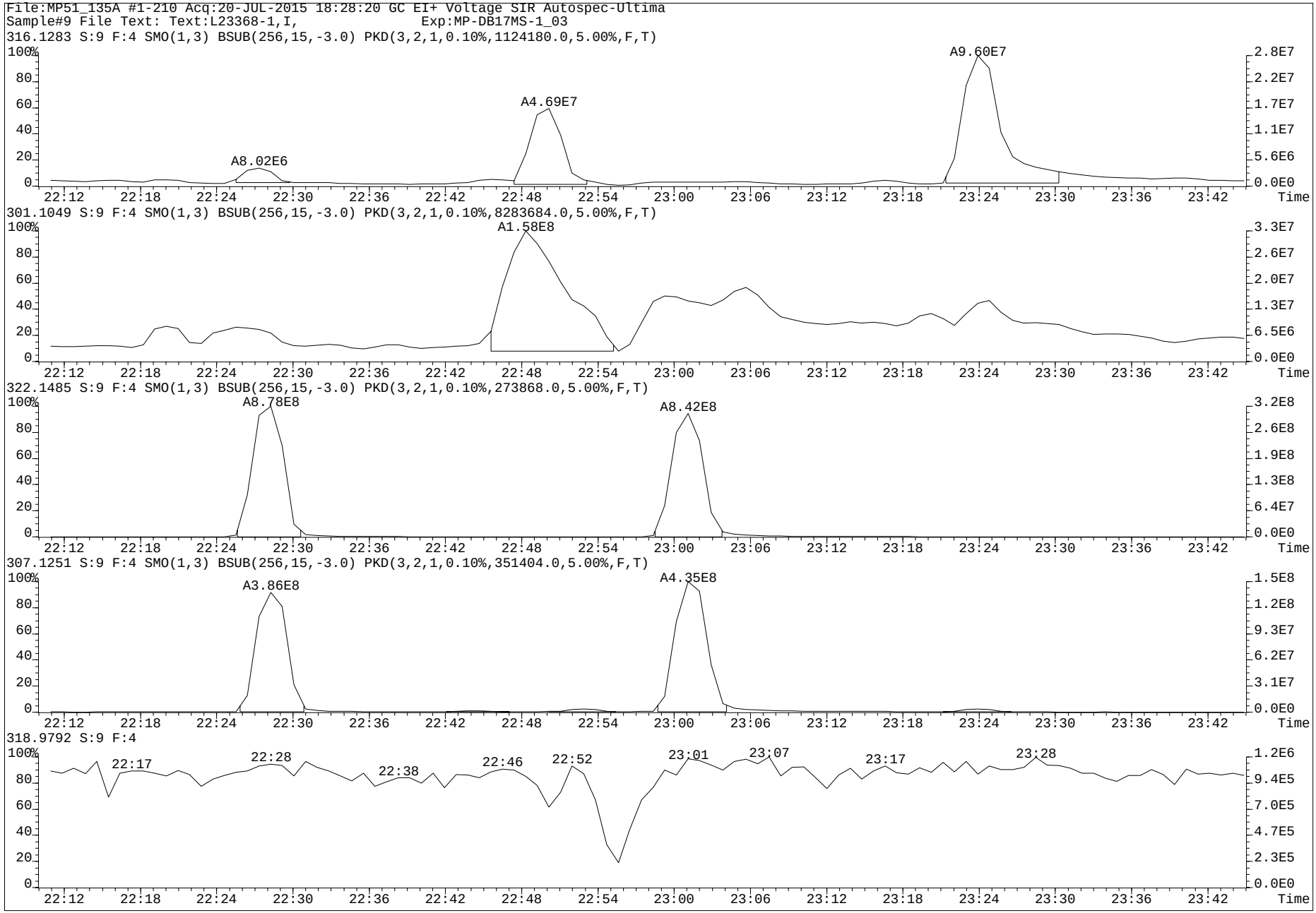
File:MP51_135A #1-210 Acq:20-JUL-2015 18:28:20 GC EI+ Voltage SIR Autospec-Ultima
Sample#9 File Text: Text:L23368-1,I, Exp:MP-DB17MS-1_03
316.1283 S:9 F:4 SMO(1,3) BSUB(256,15,-3.0) PKD(3,2,1,0.10%,1124180.0,5.00%,F,T)
A8.02E6
A4.69E7
A9.60E7
301.1049 S:9 F:4 SMO(1,3) BSUB(256,15,-3.0) PKD(3,2,1,0.10%,8283684.0,5.00%,F,T)
A1.58E8
322.1485 S:9 F:4 SMO(1,3) BSUB(256,15,-3.0) PKD(3,2,1,0.10%,273868.0,5.00%,F,T)
A8.78E8
A8.42E8
307.1251 S:9 F:4 SMO(1,3) BSUB(256,15,-3.0) PKD(3,2,1,0.10%,351404.0,5.00%,F,T)
A3.86E8
A4.35E8
318.9792 S:9 F:4
22:17
22:28
22:38
22:46
22:52
23:01
23:07
23:17
23:28
Time

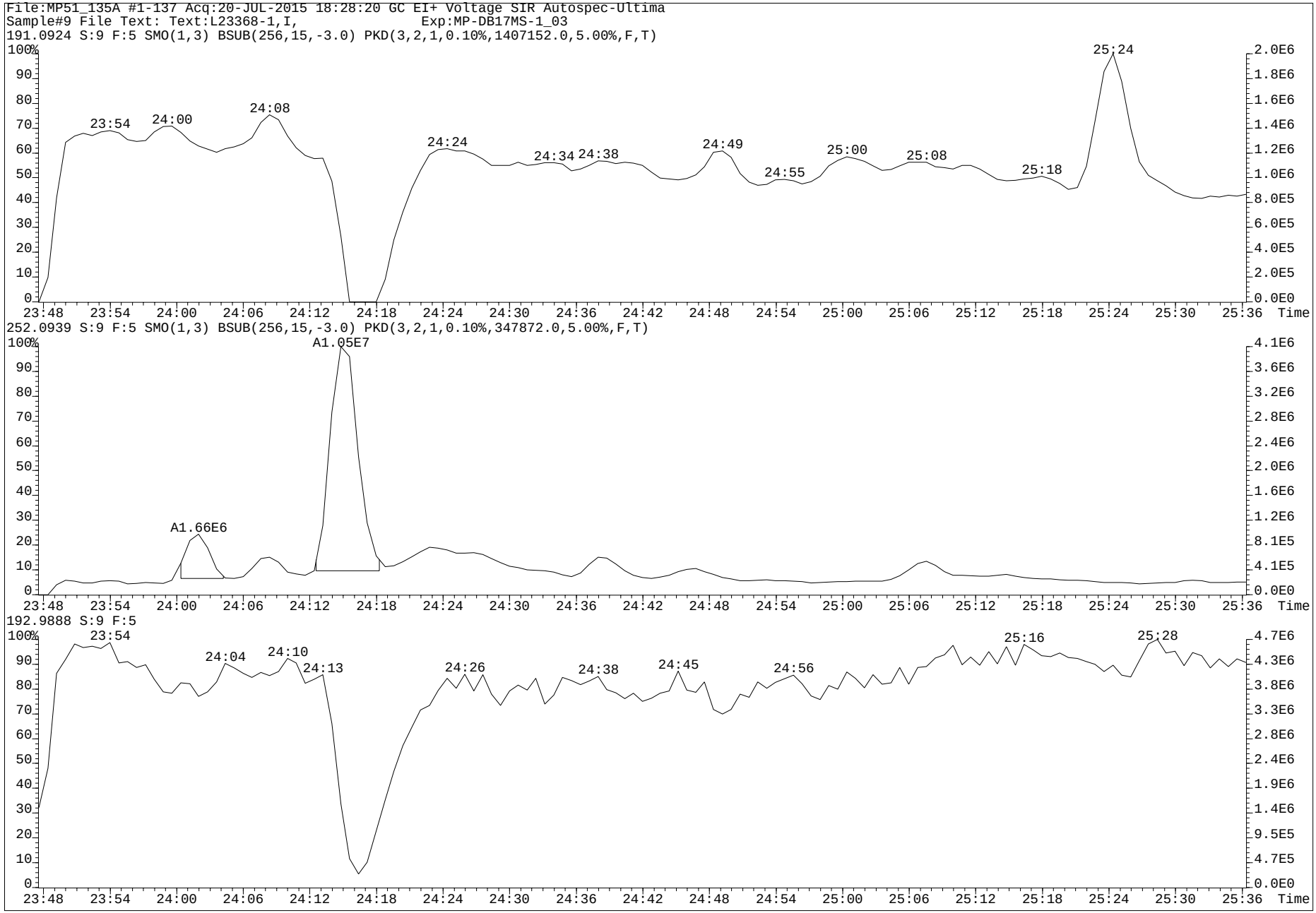
File:MP51_135A #1-137 Acq:20-JUL-2015 18:28:20 GC EI+ Voltage SIR Autospec-Ultima
Sample#9 File Text: Text:L23368-1,I, Exp:MP-DB17MS-1_03
191.0924 S:9 F:5 SMO(1,3) BSUB(256,15,-3.0) PKD(3,2,1,0.10%,1407152.0,5.00%,F,T)
23:54
24:00
24:08
24:24
24:34
24:38
24:49
24:55
25:00
25:08
25:18
25:24
252.0939 S:9 F:5 SMO(1,3) BSUB(256,15,-3.0) PKD(3,2,1,0.10%,347872.0,5.00%,F,T)
A1.66E6
A1.05E7
192.9888 S:9 F:5
23:54
24:04
24:10
24:13
24:26
24:38
24:45
24:56
25:16
25:28
Time

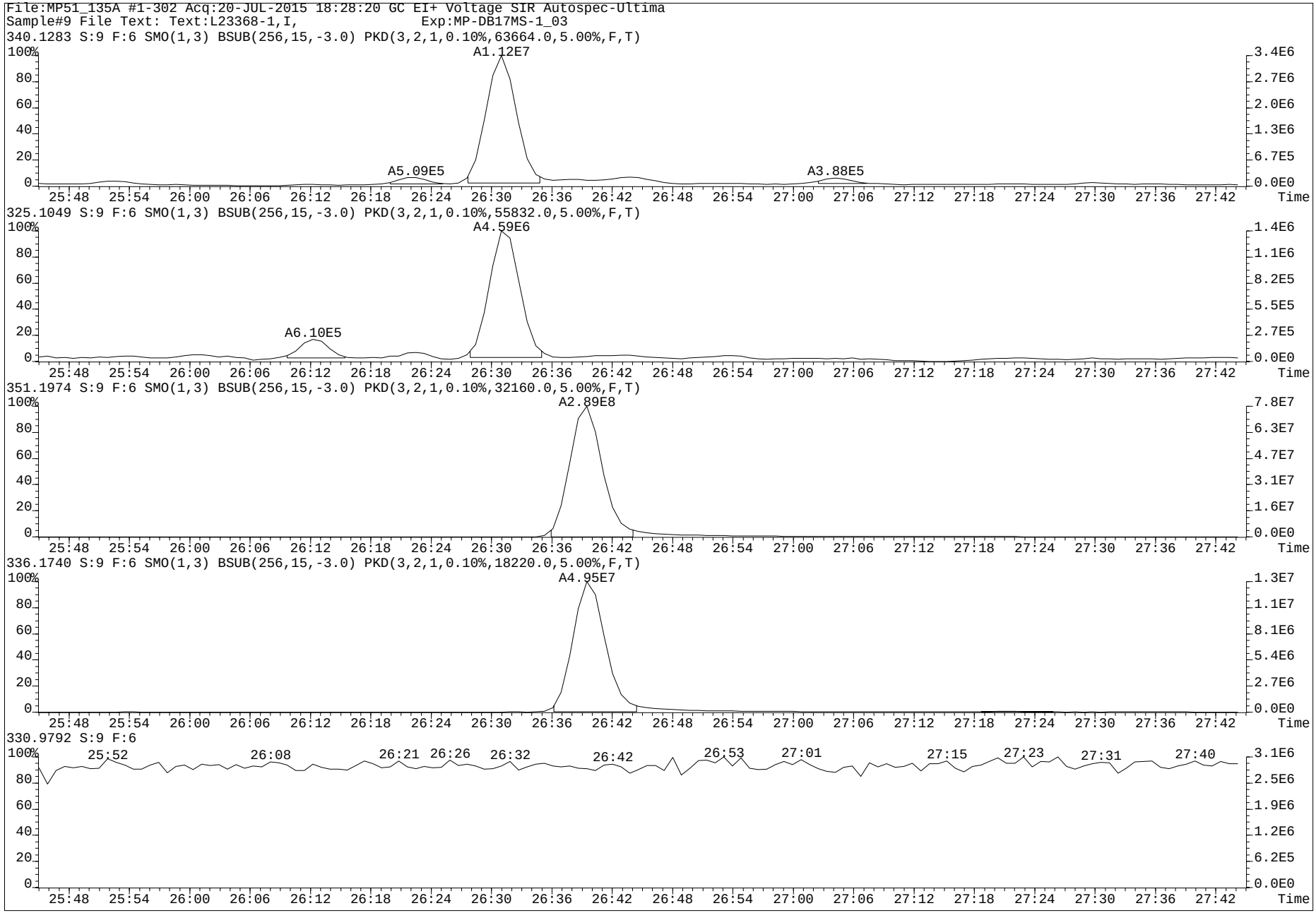
File:MP51_135A #1-302 Acq:20-JUL-2015 18:28:20 GC EI+ Voltage SIR Autospec-Ultima
Sample#9 File Text: Text:L23368-1,I, Exp:MP-DB17MS-1_03
340.1283 S:9 F:6 SMO(1,3) BSUB(256,15,-3.0) PKD(3,2,1,0.10%,63664.0,5.00%,F,T)
A1.12E7
A5.09E5
A3.88E5
325.1049 S:9 F:6 SMO(1,3) BSUB(256,15,-3.0) PKD(3,2,1,0.10%,55832.0,5.00%,F,T)
A4.59E6
A6.10E5
351.1974 S:9 F:6 SMO(1,3) BSUB(256,15,-3.0) PKD(3,2,1,0.10%,32160.0,5.00%,F,T)
A2.89E8
336.1740 S:9 F:6 SMO(1,3) BSUB(256,15,-3.0) PKD(3,2,1,0.10%,18220.0,5.00%,F,T)
A4.95E7
330.9792 S:9 F:6
25:52
26:08
26:21
26:26
26:32
26:42
26:53
27:01
27:15
27:23
27:31
27:40
Time

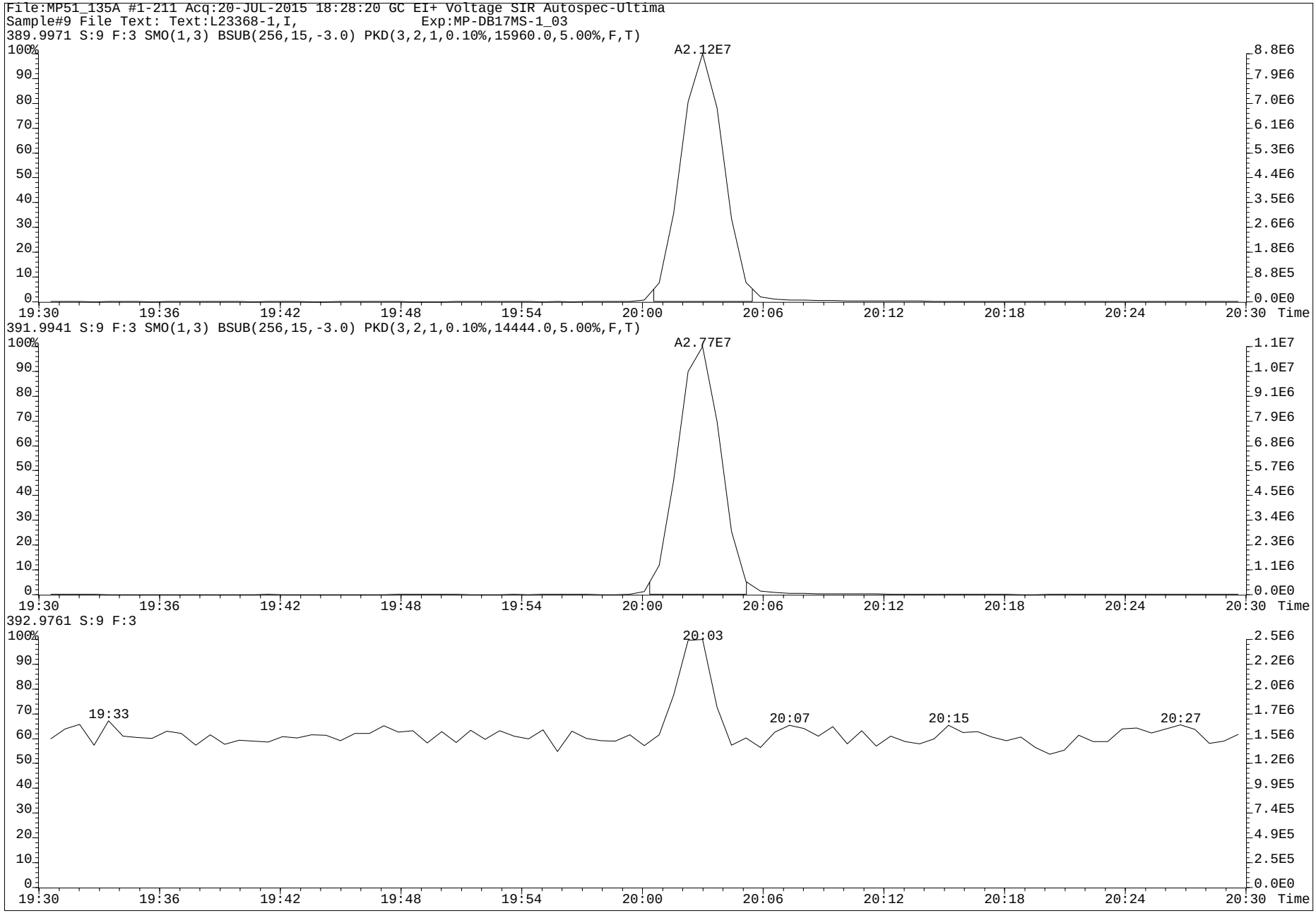
File:MP51_135A #1-211 Acq:20-JUL-2015 18:28:20 GC EI+ Voltage SIR Autospec-Ultima
Sample#9 File Text: Text:L23368-1,I, Exp:MP-DB17MS-1_03
389.9971 S:9 F:3 SMO(1,3) BSUB(256,15,-3.0) PKD(3,2,1,0.10%,15960.0,5.00%,F,T)
A2.12E7
391.9941 S:9 F:3 SMO(1,3) BSUB(256,15,-3.0) PKD(3,2,1,0.10%,14444.0,5.00%,F,T)
A2.77E7
392.9761 S:9 F:3
19:33
20:03
20:07
20:15
20:27
Time

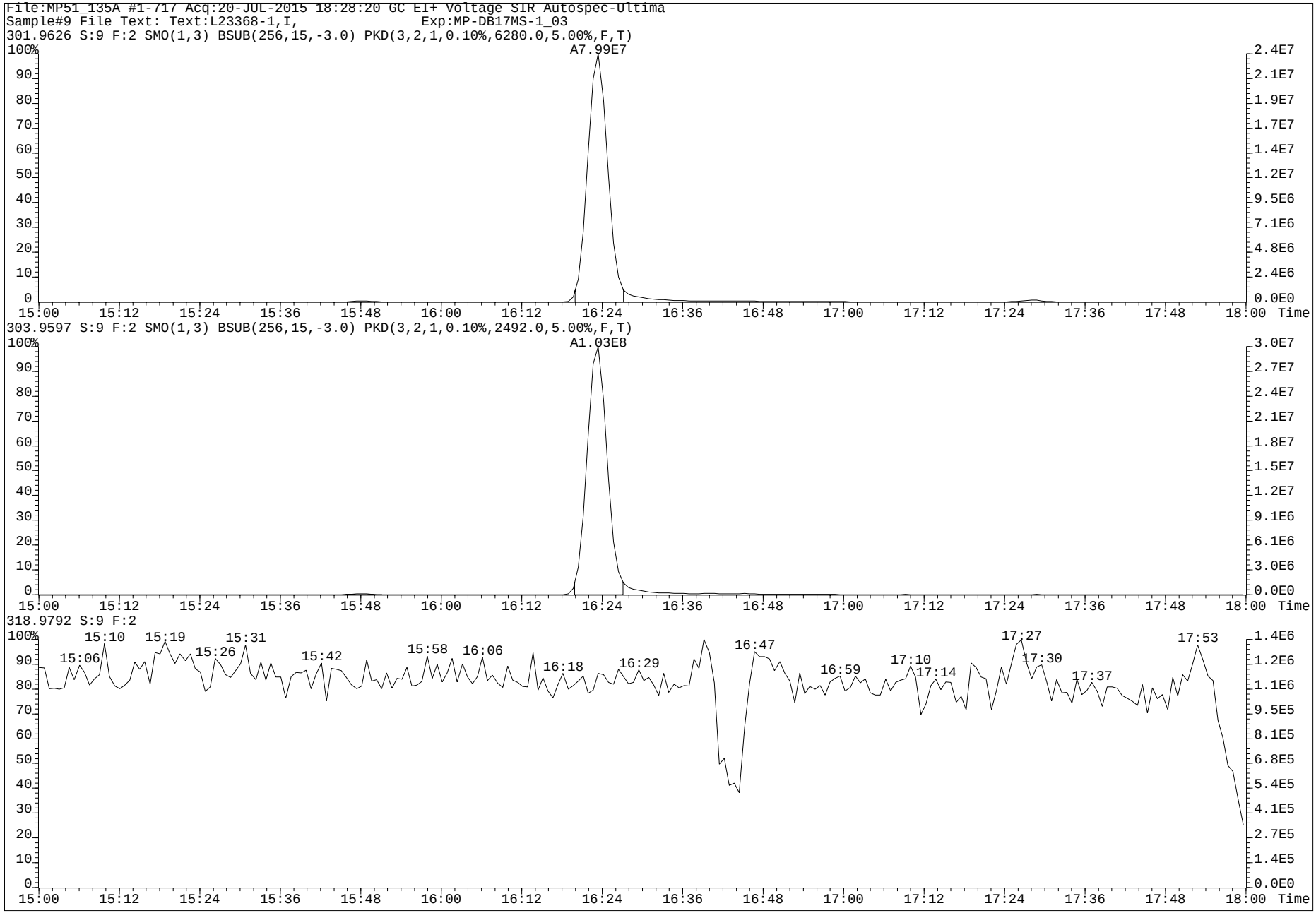
File:MP51_135A #1-717 Acq:20-JUL-2015 18:28:20 GC EI+ Voltage SIR Autospec-Ultima
Sample#9 File Text: Text:L23368-1,I, Exp:MP-DB17MS-1_03
301.9626 S:9 F:2 SMO(1,3) BSUB(256,15,-3.0) PKD(3,2,1,0.10%,6280.0,5.00%,F,T)
A7.99E7
303.9597 S:9 F:2 SMO(1,3) BSUB(256,15,-3.0) PKD(3,2,1,0.10%,2492.0,5.00%,F,T)
A1.03E8
318.9792 S:9 F:2
15:06
15:10
15:19
15:26
15:31
15:42
15:58
16:06
16:18
16:29
16:47
16:59
17:10
17:14
17:27
17:30
17:37
17:53
Time

www.axysanalytical.com

Run #13 Filename MP51_142D S: 5 I: 1 Acquired: 7-AUG-15 23:11:32 Processed: 8-AUG-15 09:54:33
Run: mp51_142d-a Analyte: mp-db17-s12 Cal: mp51_140j-8a Results: mp51_142d-a Version: V3.6 6-JAN-2000 17:51:42
Sample text: L23368-2,NL, Comments: 10,WG51828,2.0/200uL
sample size: 4.216000 conc units: pg/mL total toxicity: 372.28 F1: 1.0000 F2: 1.0000

	Typ	Name	#Hom	Resp	RA		RT	Conc	Tox #1	DL	Rec	M?
1	Unk	1-OH-Naphthalene	1	3.91e+06	0.96	n	8:09	1539.764	154	584.7812	-	n
2	Unk	1-OH-Pyrene	1	3.79e+06	3.93	n	20:47	1939.038	194	349.7330	-	n
3	Unk	3-OH-Chrysene	0	*	*	n	NotFnd	*	*	3025.1690	-	n
4	Unk	3-OH-Benz[a]anthracene	0	*	*	n	NotFnd	*	*	2054.7030	-	n
5	Unk	7,8-OH-Benzo[a]pyrene-C	0	*	*	n	NotFnd	*	*	*	-	n
6	Unk	7,8-OH-Benzo[a]pyrene-T	0	*	*	n	NotFnd	*	*	*	-	n
7	Unk	7,8-OH-Benzo[a]pyrene-3	0	*	*	n	NotFnd	*	*	*	-	n
8	Unk	9-OH-Benzo[a]pyrene	0	*	*	n	NotFnd	*	*	82.3735	-	n
9	Unk	3-OH-Benzo[a]pyrene	1	1.03e+05	4.75	n	26:43	244.039	24	301.9341	-	y
10	Unk	7,8-OH-Benzo[a]pyrene-4	0	*	*	n	NotFnd	*	*	*	-	n
11	IS	13C6-1-OH-Naphthalene	1	2.71e+07	0.84	n	8:08	7921.147	-	728.4154	66.8	n
12	IS	13C6-1-OH-Pyrene	1	2.43e+07	4.48	n	20:47	5408.066	-	184.5012	45.6	n
13	IS	13C6-1-OH-BAA	1	3.51e+07	3.15	n	22:30	5105.754	-	114.0012	42.7	n
14	IS	13C6-3-OH-Chrysene	1	3.04e+07	2.74	n	23:03	4329.191	-	111.7140	36.1	n
15	IS	D11-3-OH-Benzo[a]pyrene	1	8.58e+06	9.22	n	26:38	1994.691	-	21.9360	16.9	n
16	IS	13C-CL4-OH-PCB-79	1	1.18e+06	0.81	y	20:05	2483.311	-	347.7269	104.7	n
17	IS	13C-CL4-PCB-79	0	*	*	n	NotFnd	*	-	*	Div0	n
18	RS	13C-CL4-PCB-81	1	6.26e+06	0.79	y	16:26	1.188	-	-	-	n
19	Tot	Fn1 Lock	-	-			-	-	-	-	-	n
20	Tot	Fn2 Lock	-	-			-	-	-	-	-	n
21	Tot	Fn3 Lock	-	-			-	-	-	-	-	n
22	Tot	Fn4 Lock	-	-			-	-	-	-	-	n
23	Tot	Fn4 Lock	-	-			-	-	-	-	-	n
24	Tot	Fn5 Lock	-	-			-	-	-	-	-	n
25	Tot	Fn6 Lock	-	-			-	-	-	-	-	n

PV AS 8-AUG-2015

SV hy mw
12-Aug-2015

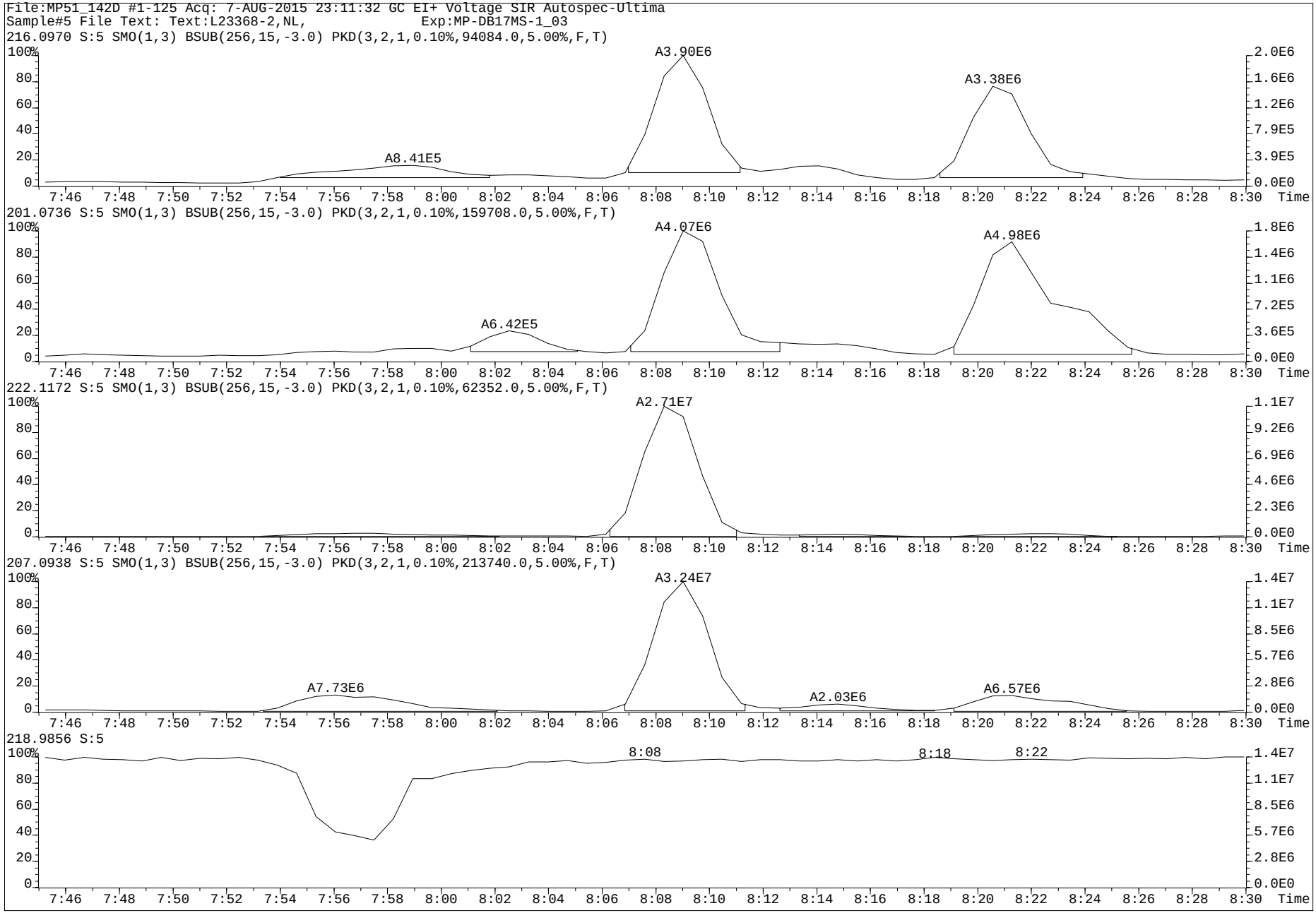
File:MP51_142D #1-125 Acq: 7-AUG-2015 23:11:32 GC EI+ Voltage SIR Autospec-Ultima
Sample#5 File Text: Text:L23368-2,NL, Exp:MP-DB17MS-1_03
216.0970 S:5 SMO(1,3) BSUB(256,15,-3.0) PKD(3,2,1,0.10%,94084.0,5.00%,F,T)
A3.90E6
A3.38E6
A8.41E5
201.0736 S:5 SMO(1,3) BSUB(256,15,-3.0) PKD(3,2,1,0.10%,159708.0,5.00%,F,T)
A4.07E6
A4.98E6
A6.42E5
222.1172 S:5 SMO(1,3) BSUB(256,15,-3.0) PKD(3,2,1,0.10%,62352.0,5.00%,F,T)
A2.71E7
207.0938 S:5 SMO(1,3) BSUB(256,15,-3.0) PKD(3,2,1,0.10%,213740.0,5.00%,F,T)
A3.24E7
A7.73E6
A2.03E6
A6.57E6
218.9856 S:5
8:08
8:18
8:22
Time

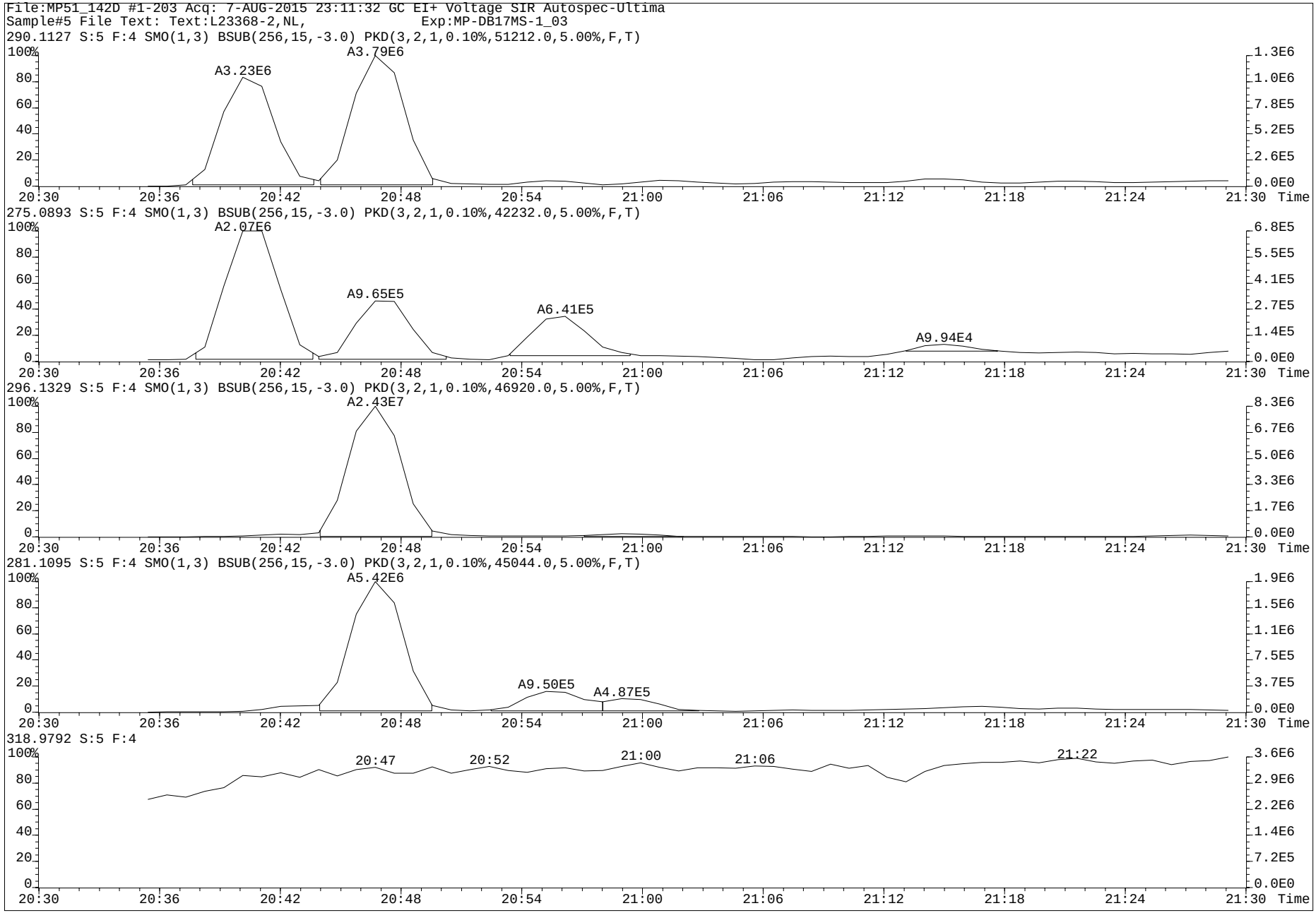
File:MP51_142D #1-203 Acq: 7-AUG-2015 23:11:32 GC EI+ Voltage SIR Autospec-Ultima
Sample#5 File Text: Text:L23368-2,NL, Exp:MP-DB17MS-1_03
290.1127 S:5 F:4 SMO(1,3) BSUB(256,15,-3.0) PKD(3,2,1,0.10%,51212.0,5.00%,F,T)
A3.23E6
A3.79E6
275.0893 S:5 F:4 SMO(1,3) BSUB(256,15,-3.0) PKD(3,2,1,0.10%,42232.0,5.00%,F,T)
A2.07E6
A9.65E5
A6.41E5
A9.94E4
296.1329 S:5 F:4 SMO(1,3) BSUB(256,15,-3.0) PKD(3,2,1,0.10%,46920.0,5.00%,F,T)
A2.43E7
281.1095 S:5 F:4 SMO(1,3) BSUB(256,15,-3.0) PKD(3,2,1,0.10%,45044.0,5.00%,F,T)
A5.42E6
A9.50E5
A4.87E5
318.9792 S:5 F:4
20:47
20:52
21:00
21:06
21:22
Time

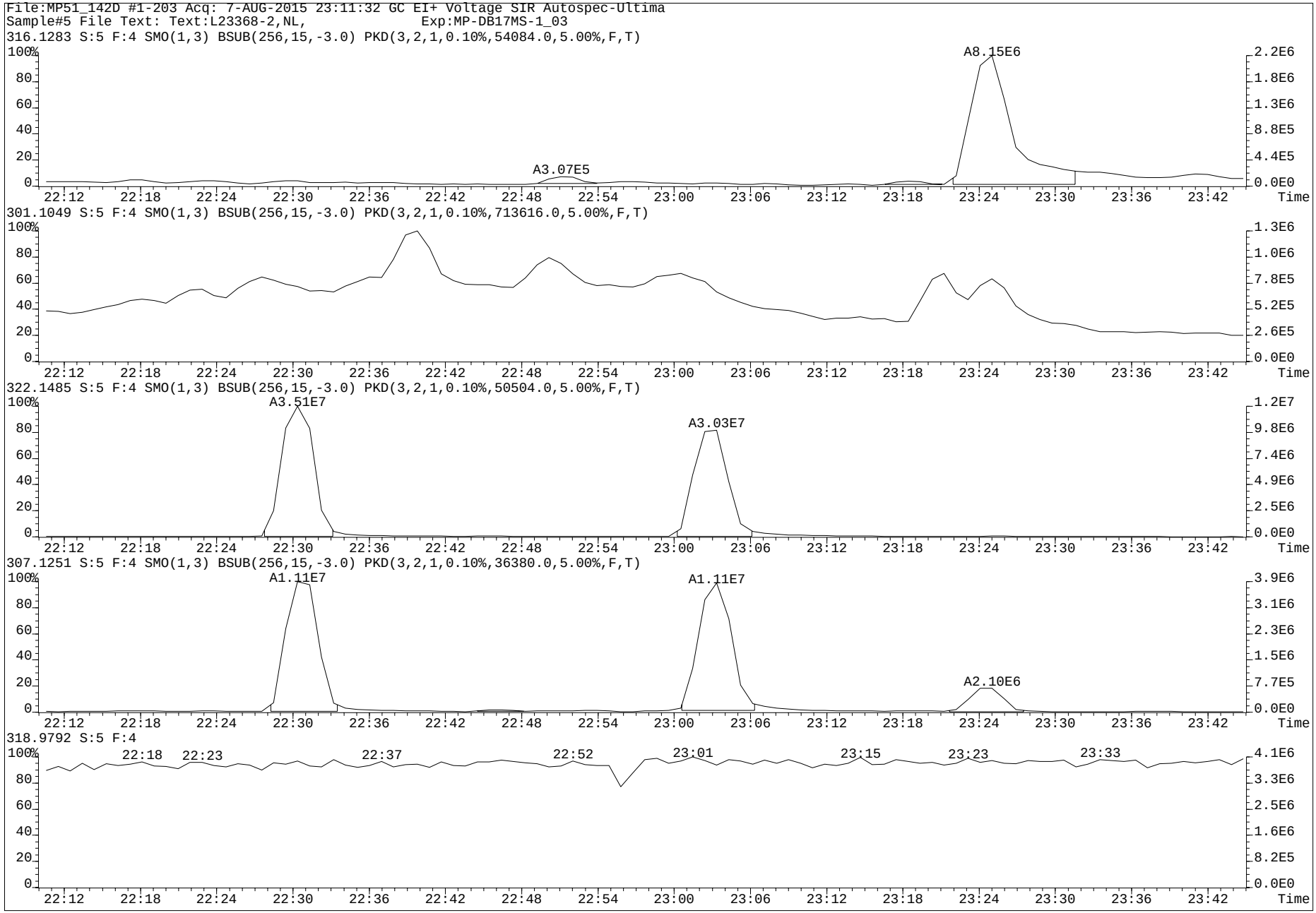
File:MP51_142D #1-203 Acq: 7-AUG-2015 23:11:32 GC EI+ Voltage SIR Autospec-Ultima
Sample#5 File Text: Text:L23368-2,NL, Exp:MP-DB17MS-1_03
316.1283 S:5 F:4 SMO(1,3) BSUB(256,15,-3.0) PKD(3,2,1,0.10%,54084.0,5.00%,F,T)
A8.15E6
A3.07E5
301.1049 S:5 F:4 SMO(1,3) BSUB(256,15,-3.0) PKD(3,2,1,0.10%,713616.0,5.00%,F,T)
322.1485 S:5 F:4 SMO(1,3) BSUB(256,15,-3.0) PKD(3,2,1,0.10%,50504.0,5.00%,F,T)
A3.51E7
A3.03E7
307.1251 S:5 F:4 SMO(1,3) BSUB(256,15,-3.0) PKD(3,2,1,0.10%,36380.0,5.00%,F,T)
A1.11E7
A1.11E7
A2.10E6
318.9792 S:5 F:4
22:18
22:23
22:37
22:52
23:01
23:15
23:23
23:33
Time

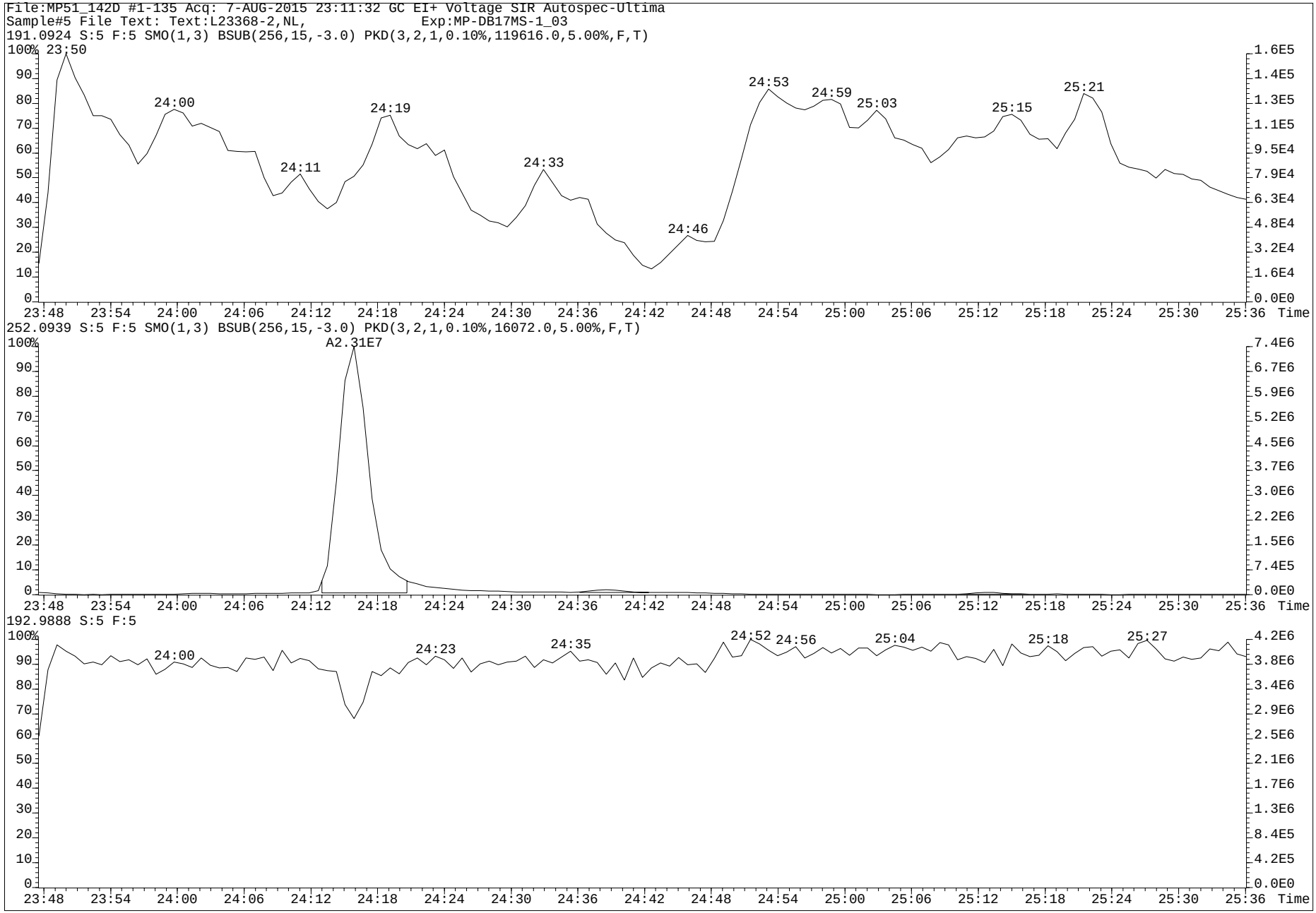
File:MP51_142D #1-135 Acq: 7-AUG-2015 23:11:32 GC EI+ Voltage SIR Autospec-Ultima
Sample#5 File Text: Text:L23368-2,NL, Exp:MP-DB17MS-1_03
191.0924 S:5 F:5 SMO(1,3) BSUB(256,15,-3.0) PKD(3,2,1,0.10%,119616.0,5.00%,F,T)
23:50
24:00
24:11
24:19
24:33
24:46
24:53
24:59
25:03
25:15
25:21
252.0939 S:5 F:5 SMO(1,3) BSUB(256,15,-3.0) PKD(3,2,1,0.10%,16072.0,5.00%,F,T)
A2.31E7
192.9888 S:5 F:5
24:00
24:23
24:35
24:52
24:56
25:04
25:18
25:27
Time

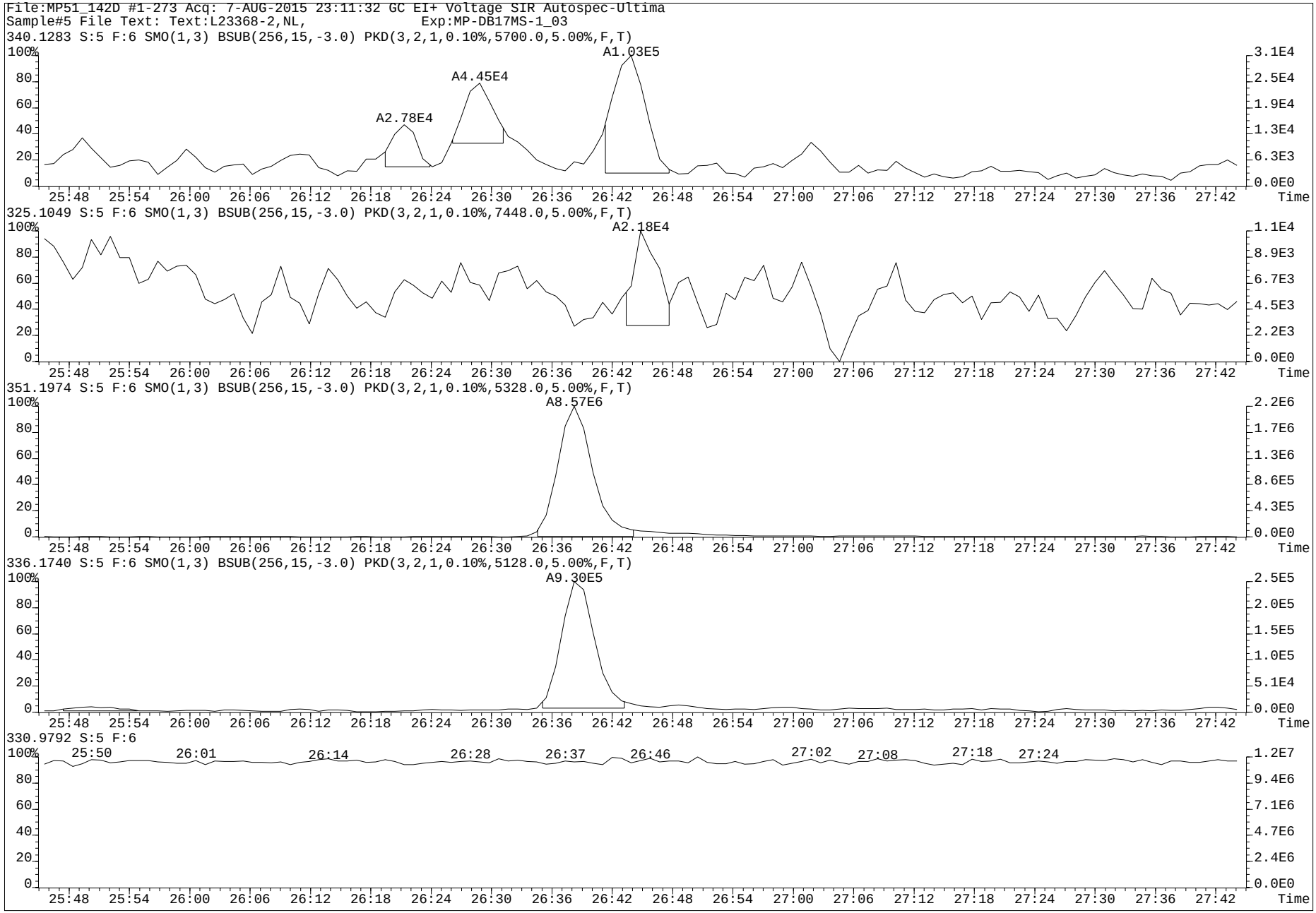
File:MP51_142D #1-273 Acq: 7-AUG-2015 23:11:32 GC EI+ Voltage SIR Autospec-Ultima
Sample#5 File Text: Text:L23368-2,NL, Exp:MP-DB17MS-1_03
340.1283 S:5 F:6 SMO(1,3) BSUB(256,15,-3.0) PKD(3,2,1,0.10%,5700.0,5.00%,F,T)
A2.78E4
A4.45E4
A1.03E5
325.1049 S:5 F:6 SMO(1,3) BSUB(256,15,-3.0) PKD(3,2,1,0.10%,7448.0,5.00%,F,T)
A2.18E4
351.1974 S:5 F:6 SMO(1,3) BSUB(256,15,-3.0) PKD(3,2,1,0.10%,5328.0,5.00%,F,T)
A8.57E6
336.1740 S:5 F:6 SMO(1,3) BSUB(256,15,-3.0) PKD(3,2,1,0.10%,5128.0,5.00%,F,T)
A9.30E5
330.9792 S:5 F:6
Time

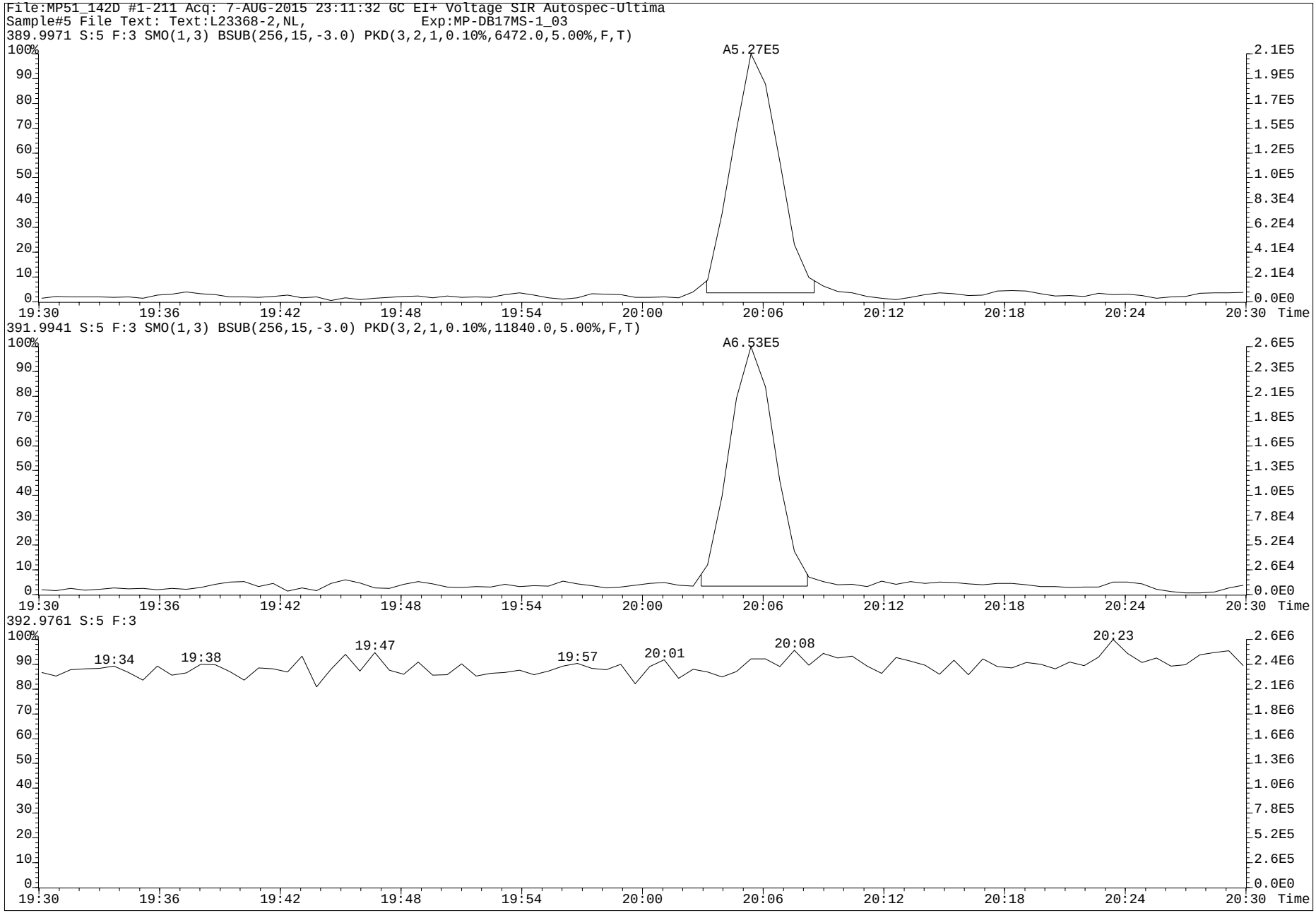
File:MP51_142D #1-211 Acq: 7-AUG-2015 23:11:32 GC EI+ Voltage SIR Autospec-Ultima
Sample#5 File Text: Text:L23368-2,NL, Exp:MP-DB17MS-1_03
389.9971 S:5 F:3 SMO(1,3) BSUB(256,15,-3.0) PKD(3,2,1,0.10%,6472.0,5.00%,F,T)
A5.27E5
391.9941 S:5 F:3 SMO(1,3) BSUB(256,15,-3.0) PKD(3,2,1,0.10%,11840.0,5.00%,F,T)
A6.53E5
392.9761 S:5 F:3
19:34
19:38
19:47
19:57
20:01
20:08
20:23
Time

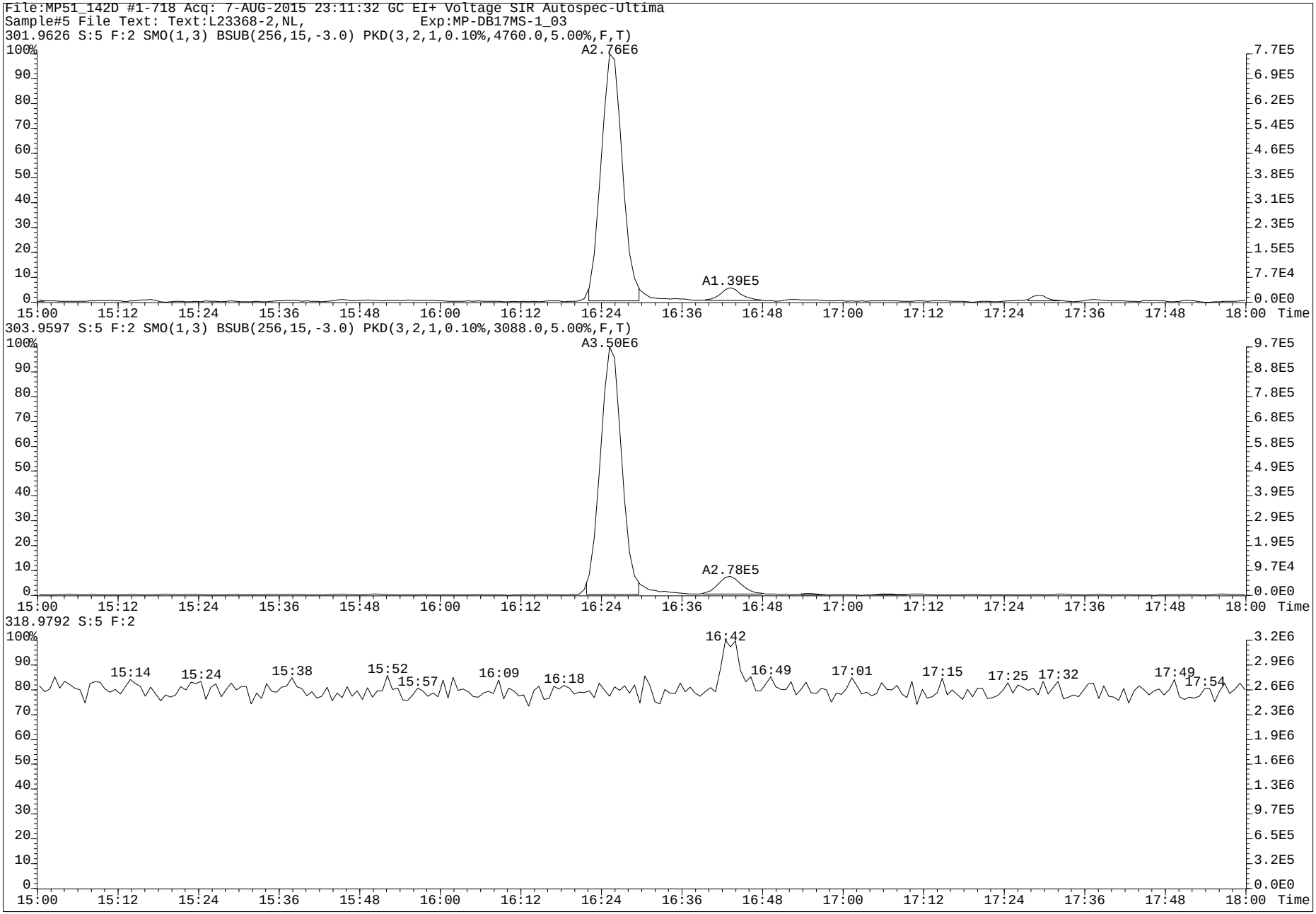
File:MP51_142D #1-718 Acq: 7-AUG-2015 23:11:32 GC EI+ Voltage SIR Autospec-Ultima
Sample#5 File Text: Text:L23368-2,NL, Exp:MP-DB17MS-1_03
301.9626 S:5 F:2 SMO(1,3) BSUB(256,15,-3.0) PKD(3,2,1,0.10%,4760.0,5.00%,F,T)
A2.76E6
A1.39E5
303.9597 S:5 F:2 SMO(1,3) BSUB(256,15,-3.0) PKD(3,2,1,0.10%,3088.0,5.00%,F,T)
A3.50E6
A2.78E5
318.9792 S:5 F:2
15:14
15:24
15:38
15:52
15:57
16:09
16:18
16:42
16:49
17:01
17:15
17:25
17:32
17:49
17:54
Time

www.axysanalytical.com

Run #13 Filename MP51_136B S: 15 I: 1 Acquired: 23-JUL-15 12:36:00 Processed: 23-JUL-15 13:22:56
Run: mp51_136b-a Analyte: MP-DB17-S12 Cal: mp51_134-8a Results: mp51_136b-b Version: V3.6 6-JAN-2000 17:51:42
Sample text: L23368-3,WI, Comments: 4,WG51828,2.0/800uL
sample size: 4.145000 conc units: pg/sample total toxicity: 113075» F1: 1.0000 F2: 1.0000

	Typ	Name	#Hom	Resp	RA		RT	Conc	Tox #1	DL	Rec	M?
1	Unk	1-OH-Naphthalene	1	1.35e+07	0.86	n	8:07	2625.305	263	694.3507	-	n
2	Unk	1-OH-Pyrene	1	1.55e+07	2.83	n	20:38	1663.121	166	383.7568	-	n
3	Unk	3-OH-Chrysene	0	*	*	n	NotFnd	*	*	2183.6087	-	n
4	Unk	3-OH-Benz[a]anthracene	0	*	*	n	NotFnd	*	*	1448.1159	-	n
5	Unk	7,8-OH-Benzo[a]pyrene-C	0	*	*	n	NotFnd	*	*	*	-	n
6	Unk	7,8-OH-Benzo[a]pyrene-T	0	*	*	n	NotFnd	*	*	*	-	n
7	Unk	7,8-OH-Benzo[a]pyrene-3	1	9.32e+07	5.37	n	26:02	*	*	*	-	n
8	Unk	9-OH-Benzo[a]pyrene	1	7.66e+08	6.36	n	26:22	251914.249	25191	402.8396	-	n
9	Unk	3-OH-Benzo[a]pyrene	1	1.84e+09	5.58	n	26:33	874551.075	87455	894.6848	OLR	n
10	Unk	7,8-OH-Benzo[a]pyrene-4	0	*	*	n	NotFnd	*	*	*	-	n
11	IS	13C6-1-OH-Naphthalene	1	5.16e+07	0.68	n	8:06	4754.531	-	521.5640	39.4	n
12	IS	13C6-1-OH-Pyrene	1	1.11e+08	3.10	n	20:38	7559.912	-	139.9529	62.7	n
13	IS	13C6-1-OH-BAA	1	1.13e+08	2.32	n	22:23	9920.020	-	226.9743	81.6	n
14	IS	13C6-3-OH-Chrysene	1	1.01e+08	2.03	n	22:55	7789.189	-	200.4130	63.9	n
15	IS	D11-3-OH-Benzo[a]pyrene	1	3.92e+07	6.93	n	26:29	6976.548	-	33.0450	58.1	n
16	IS	13C-CL4-OH-PCB-79	1	2.48e+06	0.79	y	19:57	1215.540	-	98.2166	50.4	n
17	IS	13C-CL4-PCB-79	0	*	*	n	NotFnd	*	-	*	Div0	n
18	RS	13C-CL4-PCB-81	1	2.33e+07	0.77	y	16:14	1.779	-	-	-	n
19	Tot	Fn1 Lock	-	-			-	-	-	-	-	n
20	Tot	Fn2 Lock	-	-			-	-	-	-	-	n
21	Tot	Fn3 Lock	-	-			-	-	-	-	-	n
22	Tot	Fn4 Lock	-	-			-	-	-	-	-	n
23	Tot	Fn4 Lock	-	-			-	-	-	-	-	n
24	Tot	Fn5 Lock	-	-			-	-	-	-	-	n
25	Tot	Fn6 Lock	-	-			-	-	-	-	-	n

x Report from 'N.' dilution.

PV AS 8-AUG-2015

SV by MW
12-Aug-2015

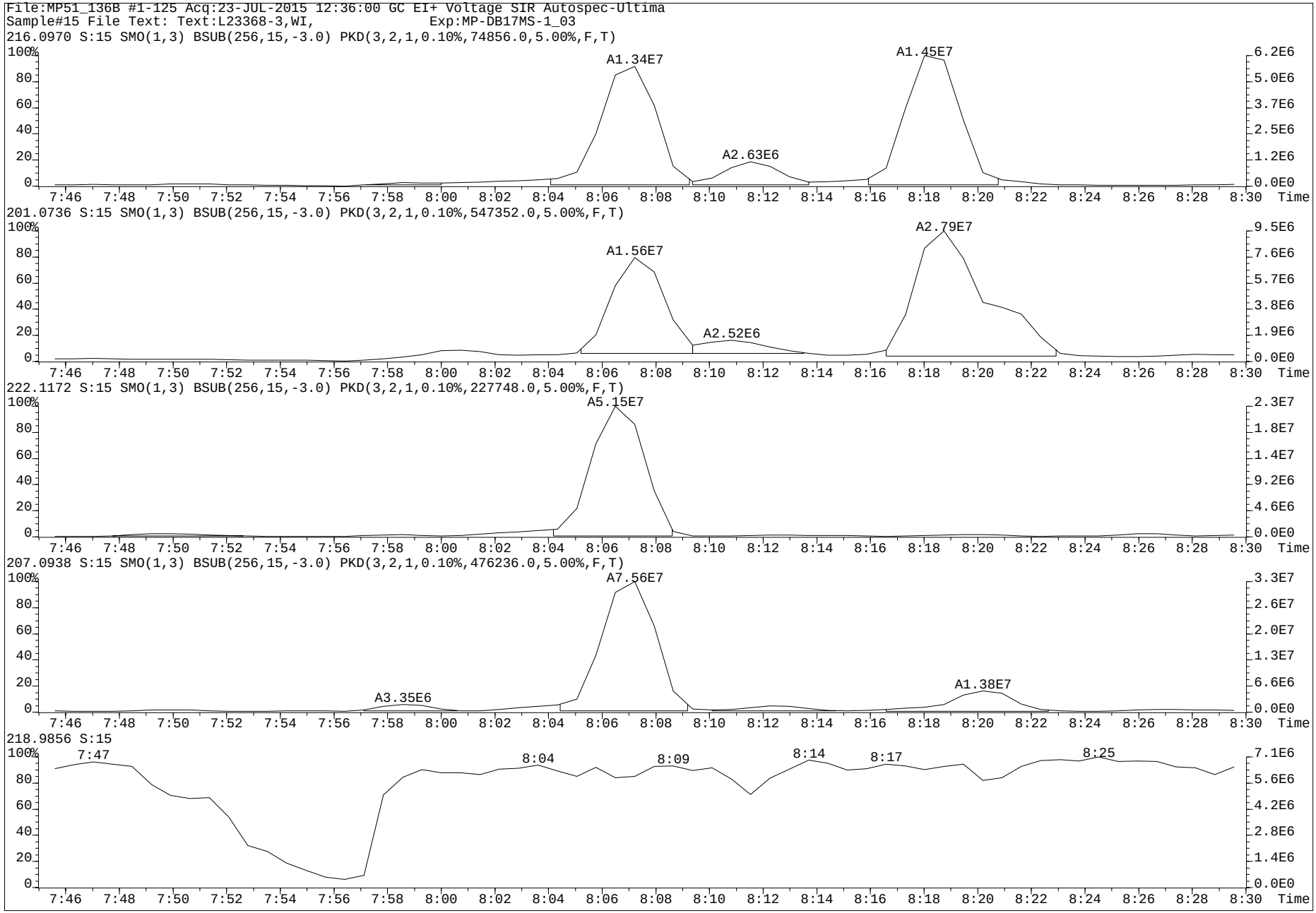
File:MP51_136B #1-125 Acq:23-JUL-2015 12:36:00 GC EI+ Voltage SIR Autospec-Ultima
Sample#15 File Text: Text:L23368-3,WI, Exp:MP-DB17MS-1_03
216.0970 S:15 SMO(1,3) BSUB(256,15,-3.0) PKD(3,2,1,0.10%,74856.0,5.00%,F,T)
A1.34E7
A2.63E6
A1.45E7
201.0736 S:15 SMO(1,3) BSUB(256,15,-3.0) PKD(3,2,1,0.10%,547352.0,5.00%,F,T)
A1.56E7
A2.52E6
A2.79E7
222.1172 S:15 SMO(1,3) BSUB(256,15,-3.0) PKD(3,2,1,0.10%,227748.0,5.00%,F,T)
A5.15E7
207.0938 S:15 SMO(1,3) BSUB(256,15,-3.0) PKD(3,2,1,0.10%,476236.0,5.00%,F,T)
A3.35E6
A7.56E7
A1.38E7
218.9856 S:15
7:47
8:04
8:09
8:14
8:17
8:25
Time

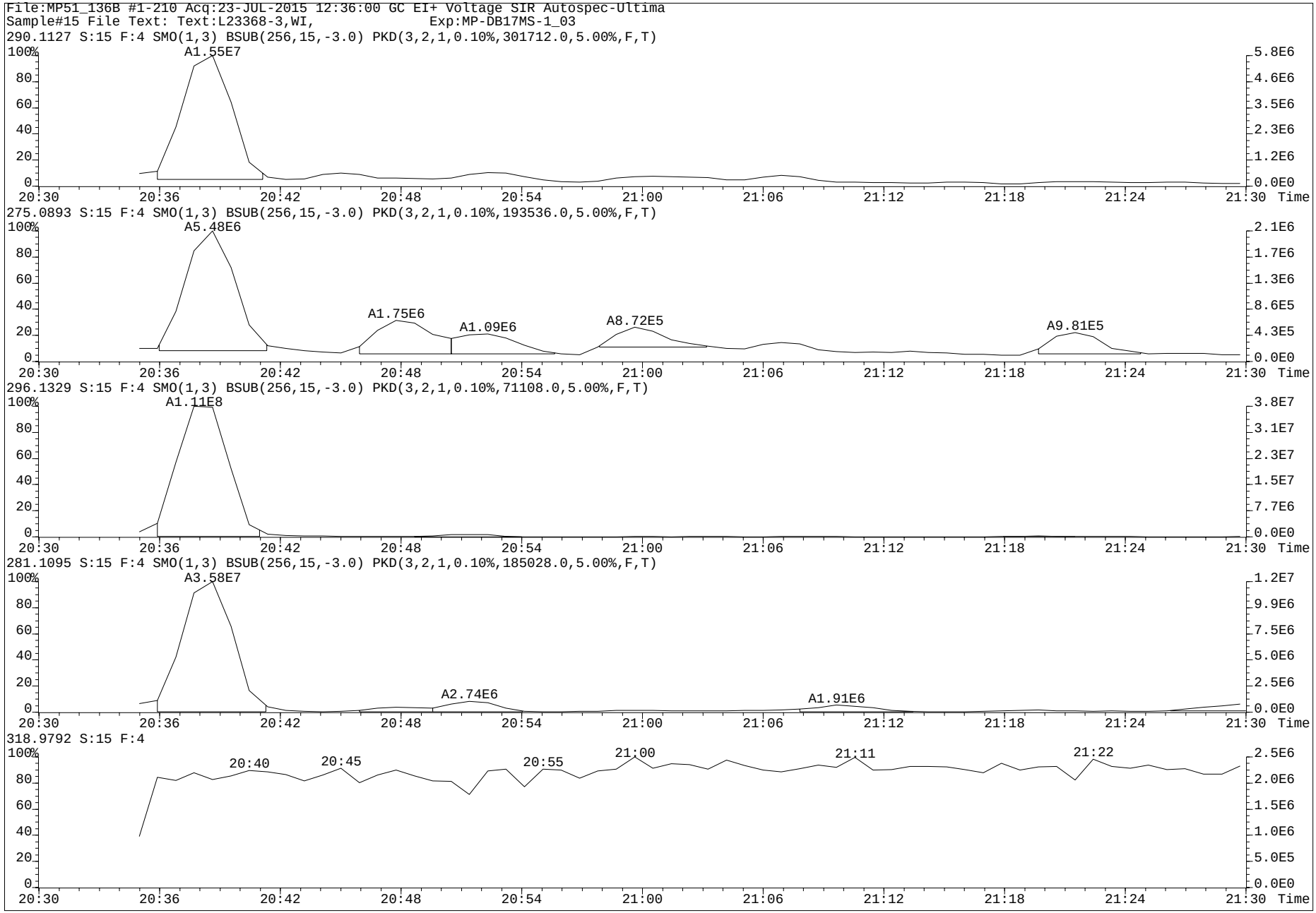
File:MP51_136B #1-210 Acq:23-JUL-2015 12:36:00 GC EI+ Voltage SIR Autospec-Ultima
Sample#15 File Text: Text:L23368-3,WI, Exp:MP-DB17MS-1_03
290.1127 S:15 F:4 SMO(1,3) BSUB(256,15,-3.0) PKD(3,2,1,0.10%,301712.0,5.00%,F,T)
A1.55E7
275.0893 S:15 F:4 SMO(1,3) BSUB(256,15,-3.0) PKD(3,2,1,0.10%,193536.0,5.00%,F,T)
A5.48E6
A1.75E6
A1.09E6
A8.72E5
A9.81E5
296.1329 S:15 F:4 SMO(1,3) BSUB(256,15,-3.0) PKD(3,2,1,0.10%,71108.0,5.00%,F,T)
A1.11E8
281.1095 S:15 F:4 SMO(1,3) BSUB(256,15,-3.0) PKD(3,2,1,0.10%,185028.0,5.00%,F,T)
A3.58E7
A2.74E6
A1.91E6
318.9792 S:15 F:4
20:40
20:45
20:55
21:00
21:11
21:22
Time

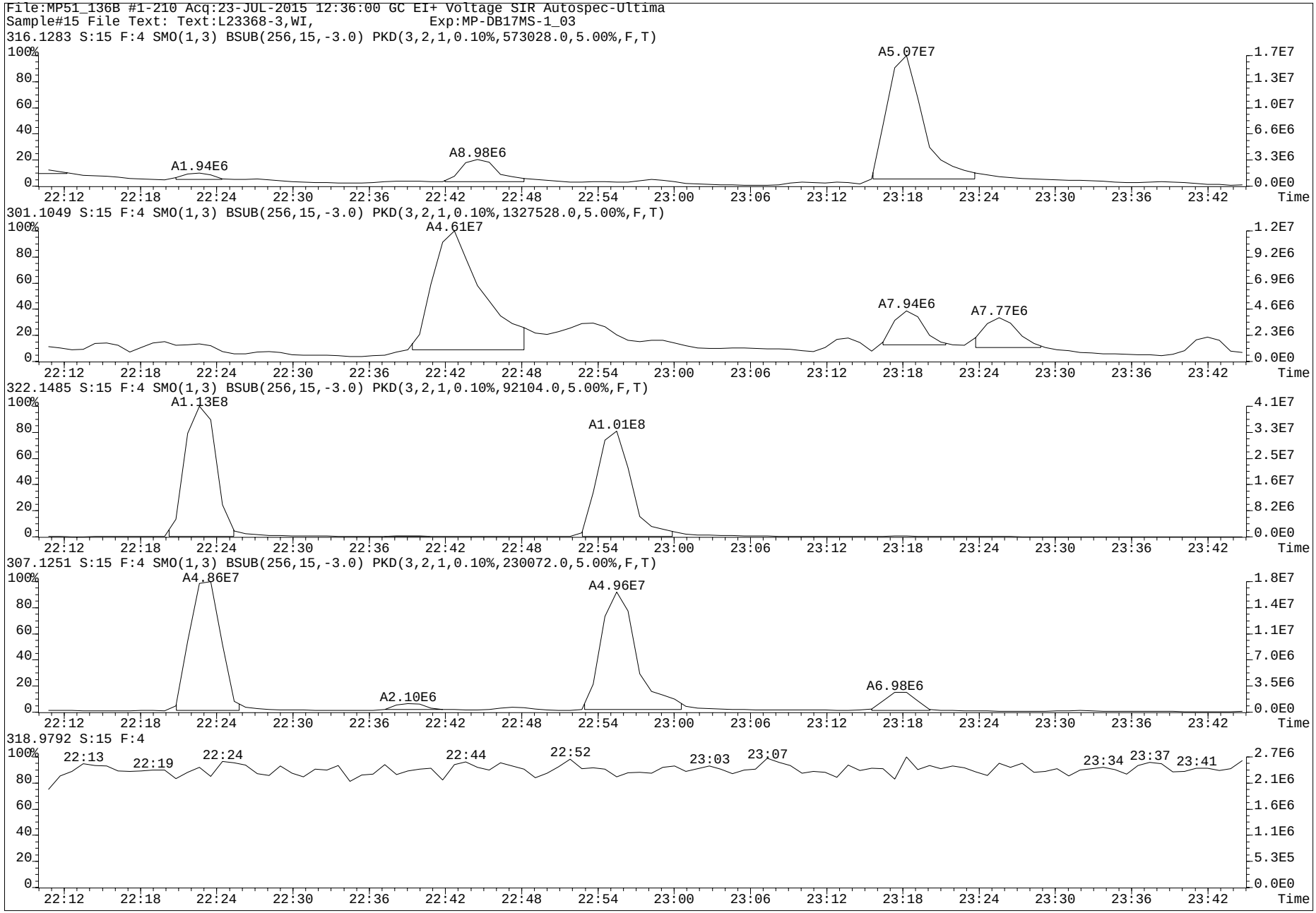
File:MP51_136B #1-210 Acq:23-JUL-2015 12:36:00 GC EI+ Voltage SIR Autospec-Ultima
Sample#15 File Text: Text:L23368-3,WI, Exp:MP-DB17MS-1_03
316.1283 S:15 F:4 SMO(1,3) BSUB(256,15,-3.0) PKD(3,2,1,0.10%,573028.0,5.00%,F,T)
A1.94E6
A8.98E6
A5.07E7
301.1049 S:15 F:4 SMO(1,3) BSUB(256,15,-3.0) PKD(3,2,1,0.10%,1327528.0,5.00%,F,T)
A4.61E7
A7.94E6
A7.77E6
322.1485 S:15 F:4 SMO(1,3) BSUB(256,15,-3.0) PKD(3,2,1,0.10%,92104.0,5.00%,F,T)
A1.13E8
A1.01E8
307.1251 S:15 F:4 SMO(1,3) BSUB(256,15,-3.0) PKD(3,2,1,0.10%,230072.0,5.00%,F,T)
A4.86E7
A2.10E6
A4.96E7
A6.98E6
318.9792 S:15 F:4
22:13
22:19
22:24
22:44
22:52
23:03
23:07
23:34
23:37
23:41
Time

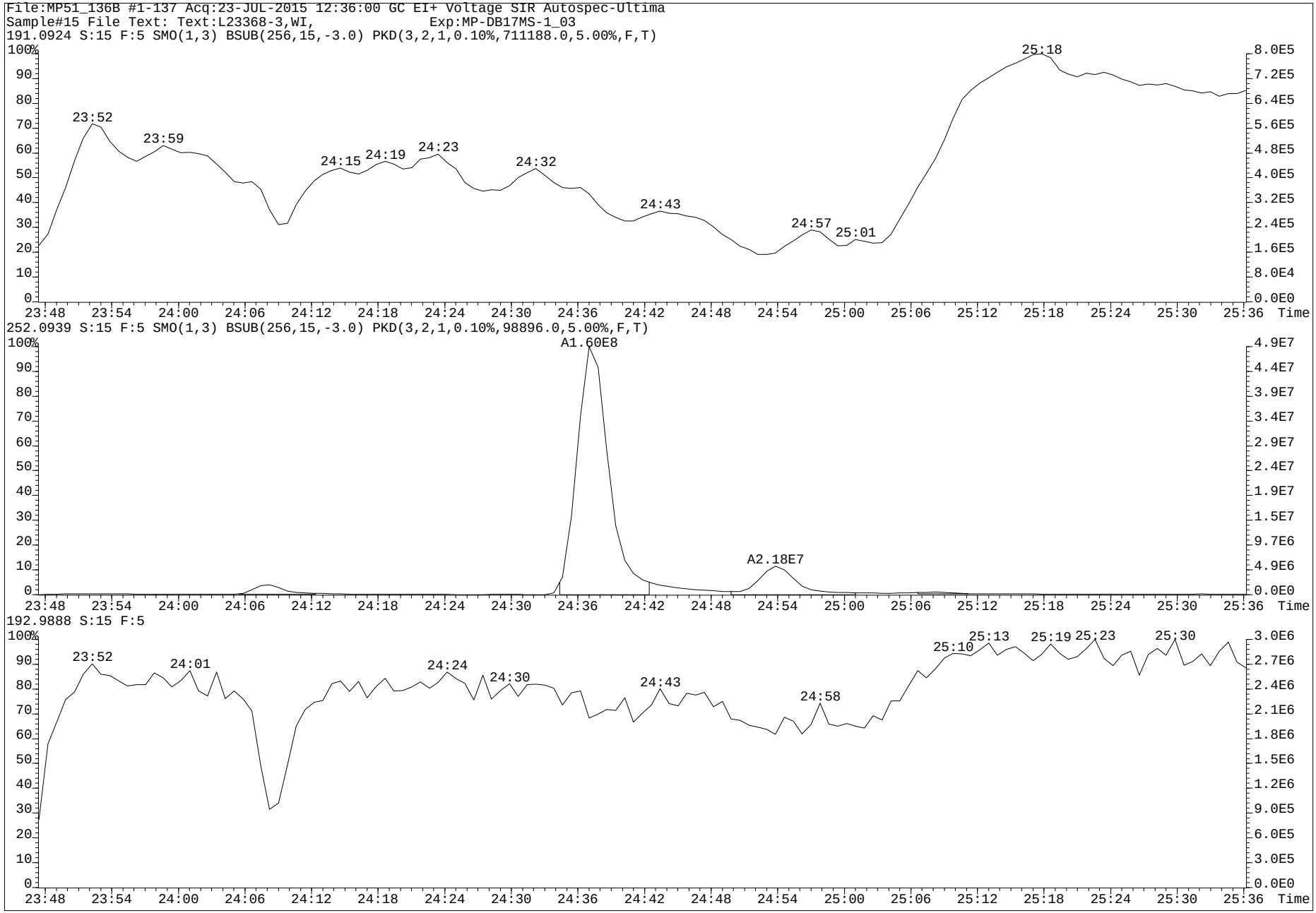
File:MP51_136B #1-137 Acq:23-JUL-2015 12:36:00 GC EI+ Voltage SIR Autospec-Ultima
Sample#15 File Text: Text:L23368-3,WI, Exp:MP-DB17MS-1_03
191.0924 S:15 F:5 SMO(1,3) BSUB(256,15,-3.0) PKD(3,2,1,0.10%,711188.0,5.00%,F,T)
23:52
23:59
24:15
24:19
24:23
24:32
24:43
24:57
25:01
25:18
252.0939 S:15 F:5 SMO(1,3) BSUB(256,15,-3.0) PKD(3,2,1,0.10%,98896.0,5.00%,F,T)
A1.60E8
A2.18E7
192.9888 S:15 F:5
23:52
24:01
24:24
24:30
24:43
24:58
25:10
25:13
25:19
25:23
25:30
Time

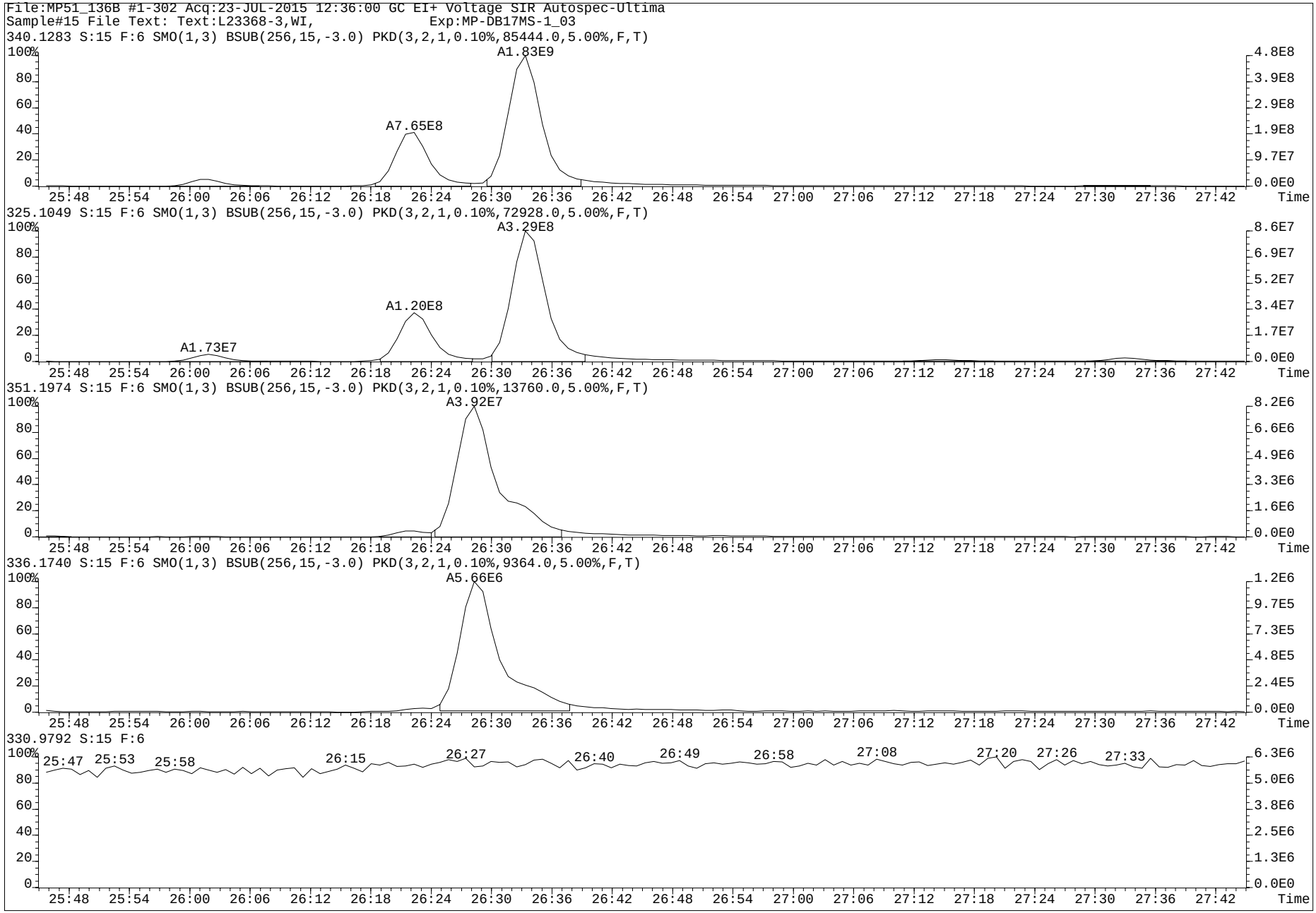
File:MP51_136B #1-302 Acq:23-JUL-2015 12:36:00 GC EI+ Voltage SIR Autospec-Ultima
Sample#15 File Text: Text:L23368-3,WI, Exp:MP-DB17MS-1_03
340.1283 S:15 F:6 SMO(1,3) BSUB(256,15,-3.0) PKD(3,2,1,0.10%,85444.0,5.00%,F,T)
A1.83E9
A7.65E8
325.1049 S:15 F:6 SMO(1,3) BSUB(256,15,-3.0) PKD(3,2,1,0.10%,72928.0,5.00%,F,T)
A3.29E8
A1.20E8
A1.73E7
351.1974 S:15 F:6 SMO(1,3) BSUB(256,15,-3.0) PKD(3,2,1,0.10%,13760.0,5.00%,F,T)
A3.92E7
336.1740 S:15 F:6 SMO(1,3) BSUB(256,15,-3.0) PKD(3,2,1,0.10%,9364.0,5.00%,F,T)
A5.66E6
330.9792 S:15 F:6
25:47 25:53 25:58 26:15 26:27 26:40 26:49 26:58 27:08 27:20 27:26 27:33
Time

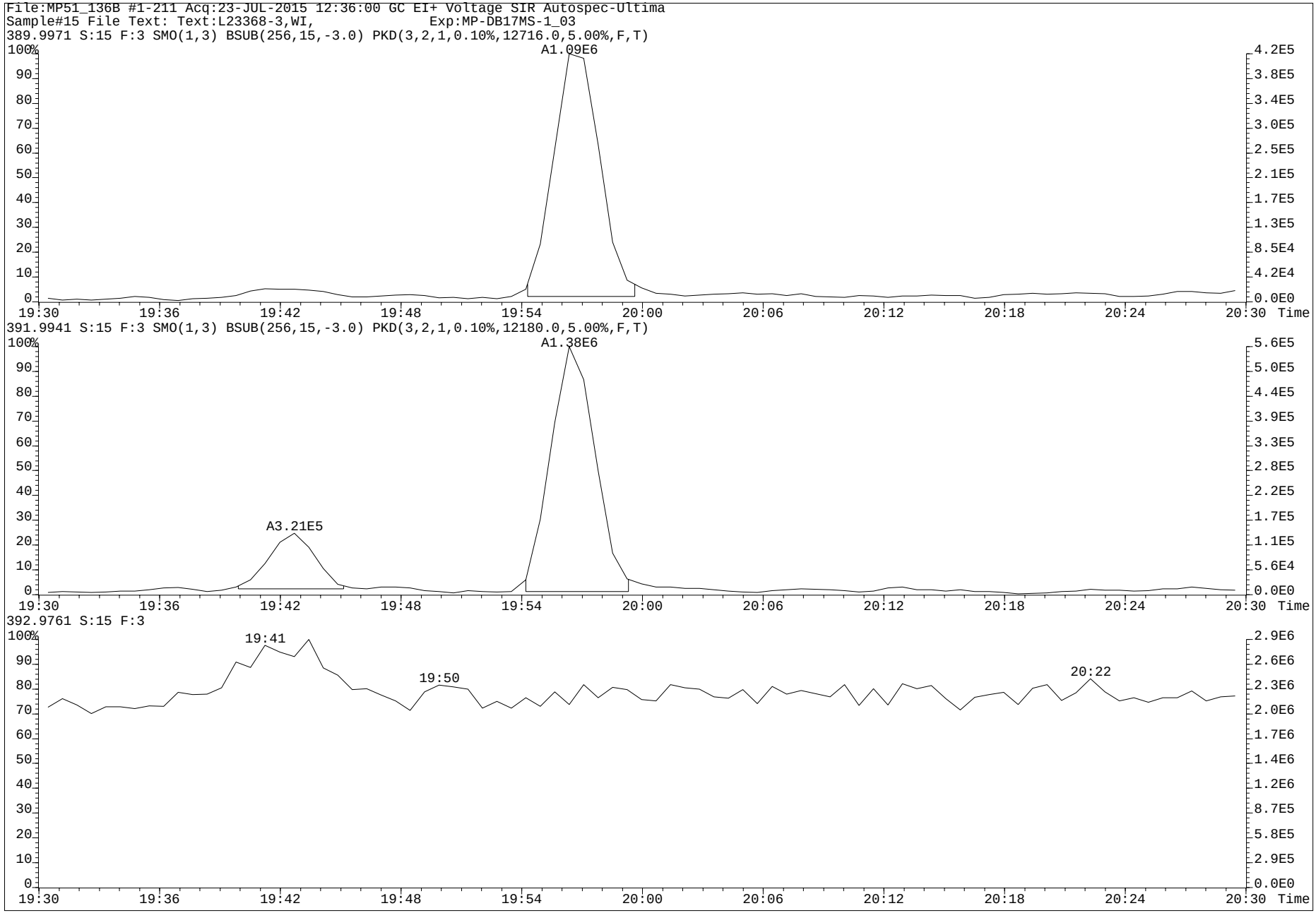
File:MP51_136B #1-211 Acq:23-JUL-2015 12:36:00 GC EI+ Voltage SIR Autospec-Ultima
Sample#15 File Text: Text:L23368-3,WI, Exp:MP-DB17MS-1_03
389.9971 S:15 F:3 SMO(1,3) BSUB(256,15,-3.0) PKD(3,2,1,0.10%,12716.0,5.00%,F,T)
A1.09E6
391.9941 S:15 F:3 SMO(1,3) BSUB(256,15,-3.0) PKD(3,2,1,0.10%,12180.0,5.00%,F,T)
A1.38E6
A3.21E5
392.9761 S:15 F:3
19:41
19:50
20:22
Time

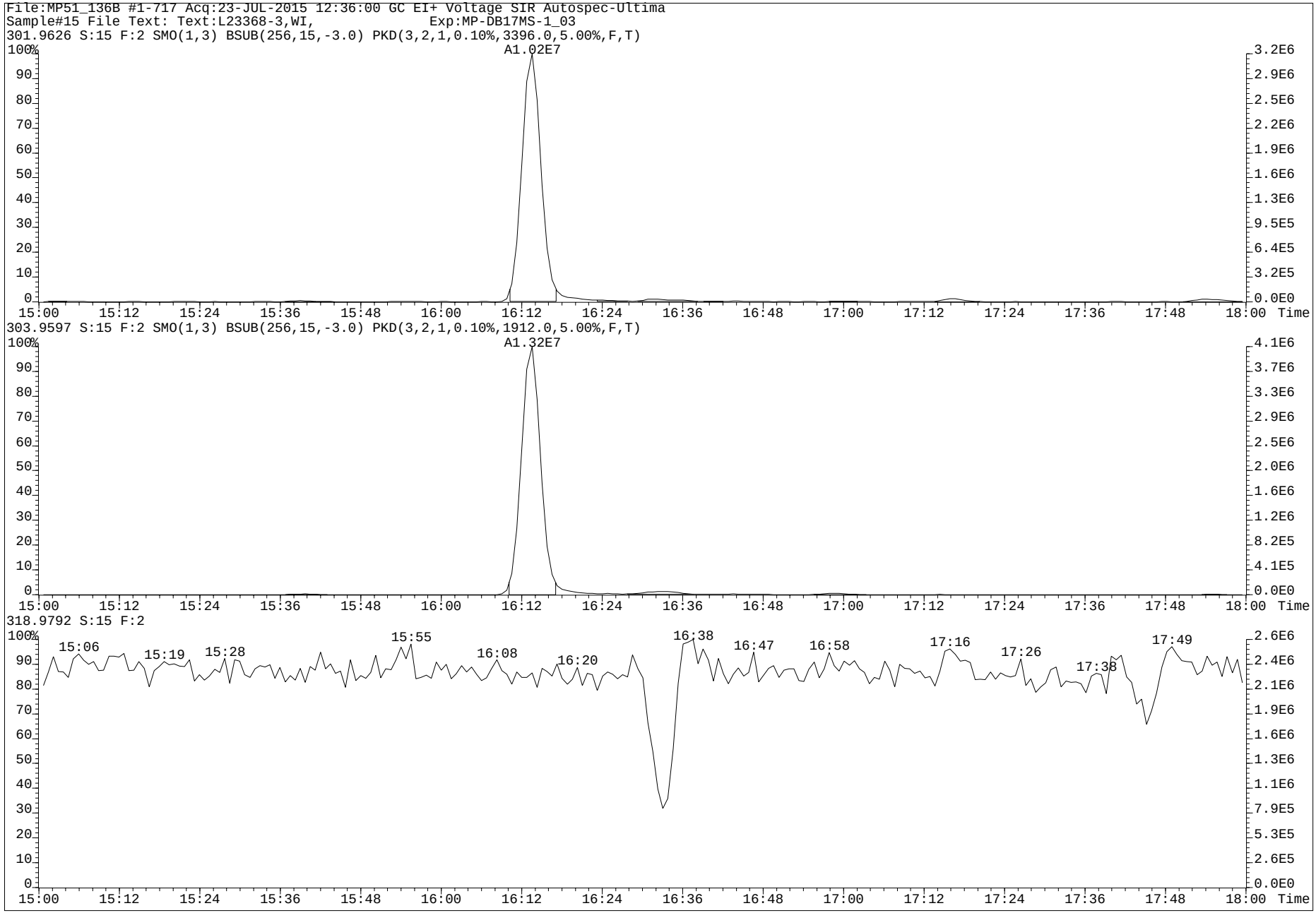
File:MP51_136B #1-717 Acq:23-JUL-2015 12:36:00 GC EI+ Voltage SIR Autospec-Ultima
Sample#15 File Text: Text:L23368-3,WI, Exp:MP-DB17MS-1_03
301.9626 S:15 F:2 SMO(1,3) BSUB(256,15,-3.0) PKD(3,2,1,0.10%,3396.0,5.00%,F,T)
A1.02E7
303.9597 S:15 F:2 SMO(1,3) BSUB(256,15,-3.0) PKD(3,2,1,0.10%,1912.0,5.00%,F,T)
A1.32E7
318.9792 S:15 F:2
15:06
15:19
15:28
15:55
16:08
16:20
16:38
16:47
16:58
17:16
17:26
17:38
17:49
Time

www.axysanalytical.com

Run #18 Filename MP51_140K S: 15 I: 1 Acquired: 5-AUG-15 05:27:54 Processed: 5-AUG-15 18:43:58
Run: mp51_140j-a Analyte: MP-DB17-S12 Cal: mp51_140j-8a Results: MP51_140J-A Version: V3.6 6-JAN-2000 17:51:42
Sample text: L23368-3,NI, Comments: 20,WG51828,2.0/400uL
sample size: 4.145000 conc units: pg/mL total toxicity: 115993» F1: 1.0000 F2: 1.0000

	Typ	Name	#Hom	Resp	RA		RT	Conc	Tox #1	DL	Rec	M?
1	Unk	1-OH-Naphthalene	0	*	*	n	NotFnd	*	*	*	-	n
2	Unk	1-OH-Pyrene	1	2.52e+06	4.68	n	20:47	2513.207	251	328.2993	-	n
3	Unk	3-OH-Chrysene	0	*	*	n	NotFnd	*	*	1372.3932	-	n
4	Unk	3-OH-Benz[a]anthracene	0	*	*	n	NotFnd	*	*	757.7622	-	n
5	Unk	7,8-OH-Benzo[a]pyrene-C	0	*	*	n	NotFnd	*	*	*	-	n
6	Unk	7,8-OH-Benzo[a]pyrene-T	0	*	*	n	NotFnd	*	*	*	-	n
7	Unk	7,8-OH-Benzo[a]pyrene-3	1	1.05e+07	8.12	n	26:12	*	*	*	-	n
8	Unk	9-OH-Benzo[a]pyrene	1	6.58e+07	9.87	n	26:33	110649.302	11065	1169.1555	-	n
9	Unk	3-OH-Benzo[a]pyrene	1	1.62e+08	8.69	n	26:45	1046775.523	1046»	5921.2654	-	n
10	Unk	7,8-OH-Benzo[a]pyrene-4	0	*	*	n	NotFnd	*	*	*	-	n
11	IS	13C6-1-OH-Naphthalene	0	*	*	n	NotFnd	*	-	1.4841	*	n
12	IS	13C6-1-OH-Pyrene	1	1.27e+07	5.47	n	20:47	6489.963	-	171.9524	53.8	n
13	IS	13C6-1-OH-BAA	1	2.15e+07	3.55	n	22:30	7208.861	-	148.9581	59.3	n
14	IS	13C6-3-OH-Chrysene	1	1.54e+07	3.03	n	23:02	5054.685	-	145.9695	41.5	n
15	IS	D11-3-OH-Benzo[a]pyrene	1	3.19e+06	10.85	n	26:39	1705.832	-	84.3007	14.2	y
16	IS	13C-CL4-OH-PCB-79	1	2.50e+05	0.83	y	20:06	1209.616	-	894.1346	50.1	n
17	IS	13C-CL4-PCB-79	0	*	*	n	NotFnd	*	-	*	Div0	n
18	RS	13C-CL4-PCB-81	1	2.77e+06	0.78	y	16:25	0.534	-	-	-	n
19	Tot	Fn1 Lock	-	-			-	-	-	-	-	n
20	Tot	Fn2 Lock	-	-			-	-	-	-	-	n
21	Tot	Fn3 Lock	-	-			-	-	-	-	-	n
22	Tot	Fn4 Lock	-	-			-	-	-	-	-	n
23	Tot	Fn4 Lock	-	-			-	-	-	-	-	n
24	Tot	Fn5 Lock	-	-			-	-	-	-	-	n
25	Tot	Fn6 Lock	-	-			-	-	-	-	-	n

x conc. DL by 1.035

x Report only.

PV AS 8-AUG-2015

SV by MW
12-Aug-2015

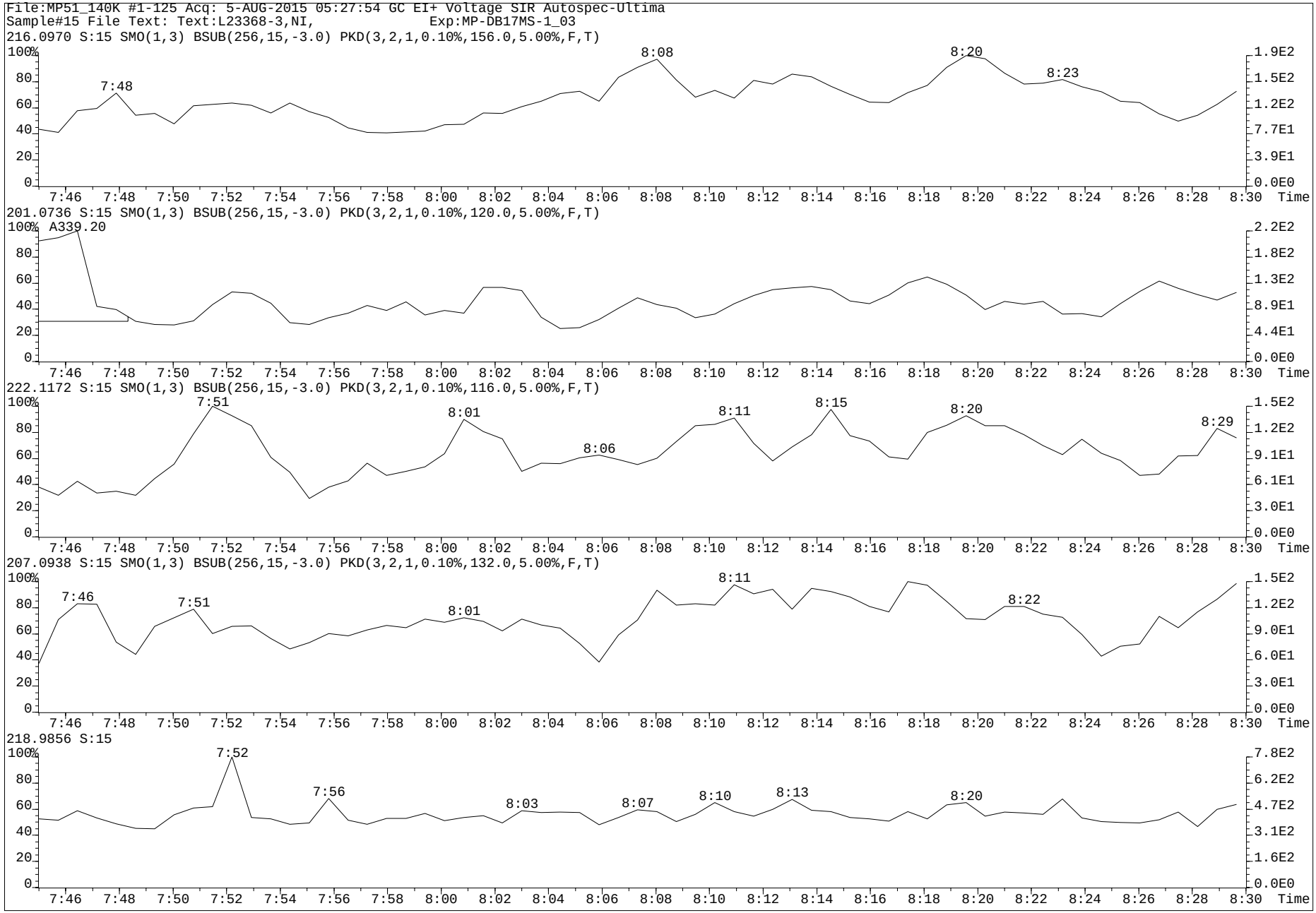
File:MP51_140K #1-125 Acq: 5-AUG-2015 05:27:54 GC EI+ Voltage SIR Autospec-Ultima
Sample#15 File Text: Text:L23368-3,NI, Exp:MP-DB17MS-1_03
216.0970 S:15 SMO(1,3) BSUB(256,15,-3.0) PKD(3,2,1,0.10%,156.0,5.00%,F,T)
7:48
8:08
8:20
8:23
201.0736 S:15 SMO(1,3) BSUB(256,15,-3.0) PKD(3,2,1,0.10%,120.0,5.00%,F,T)
A339.20
222.1172 S:15 SMO(1,3) BSUB(256,15,-3.0) PKD(3,2,1,0.10%,116.0,5.00%,F,T)
7:51
8:01
8:06
8:11
8:15
8:20
8:29
207.0938 S:15 SMO(1,3) BSUB(256,15,-3.0) PKD(3,2,1,0.10%,132.0,5.00%,F,T)
7:46
7:51
8:01
8:11
8:22
218.9856 S:15
7:52
7:56
8:03
8:07
8:10
8:13
8:20
Time

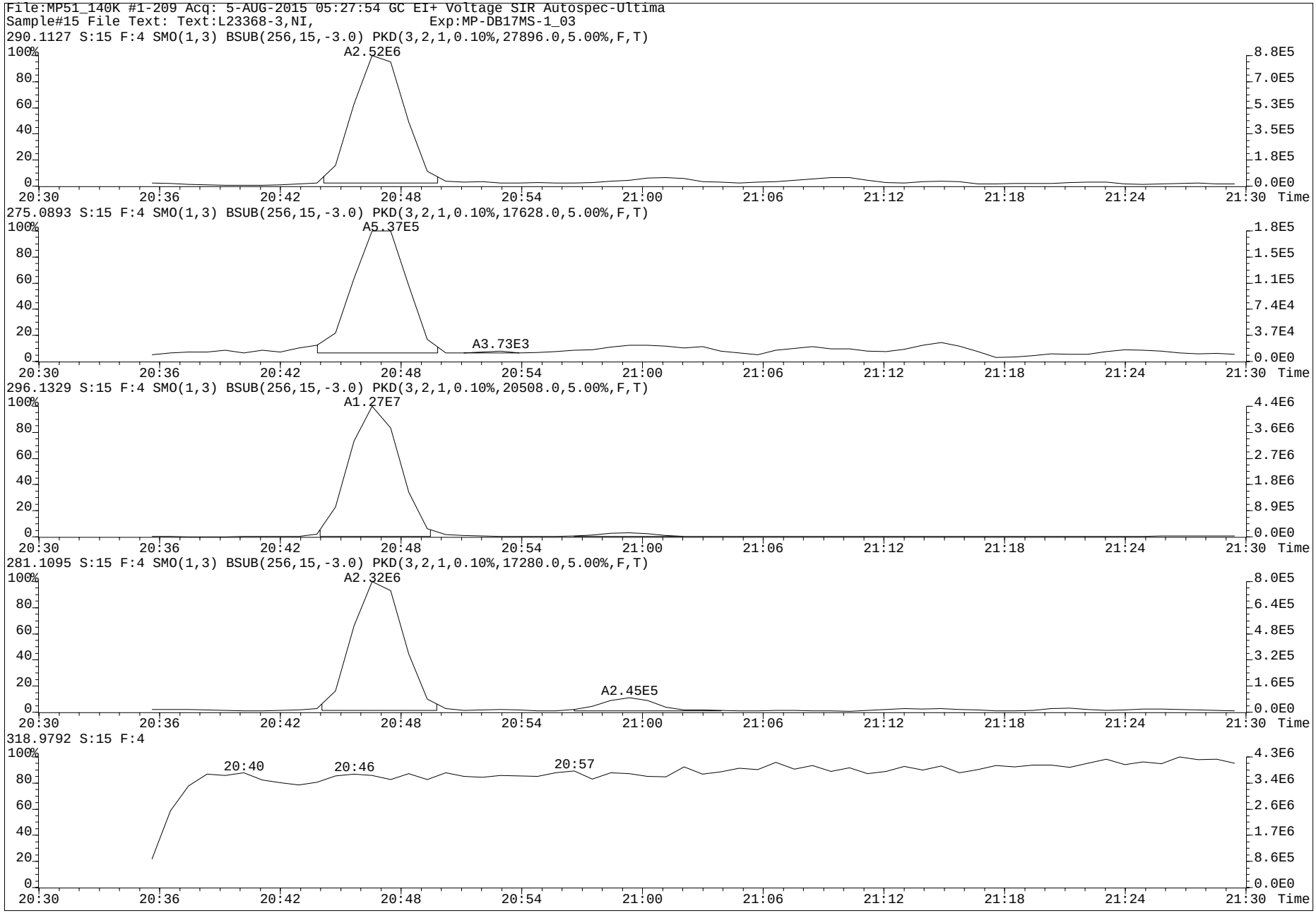
File:MP51_140K #1-209 Acq: 5-AUG-2015 05:27:54 GC EI+ Voltage SIR Autospec-Ultima
Sample#15 File Text: Text:L23368-3,NI, Exp:MP-DB17MS-1_03
290.1127 S:15 F:4 SMO(1,3) BSUB(256,15,-3.0) PKD(3,2,1,0.10%,27896.0,5.00%,F,T)
A2.52E6
275.0893 S:15 F:4 SMO(1,3) BSUB(256,15,-3.0) PKD(3,2,1,0.10%,17628.0,5.00%,F,T)
A5.37E5
A3.73E3
296.1329 S:15 F:4 SMO(1,3) BSUB(256,15,-3.0) PKD(3,2,1,0.10%,20508.0,5.00%,F,T)
A1.27E7
281.1095 S:15 F:4 SMO(1,3) BSUB(256,15,-3.0) PKD(3,2,1,0.10%,17280.0,5.00%,F,T)
A2.32E6
A2.45E5
318.9792 S:15 F:4
20:40
20:46
20:57
Time

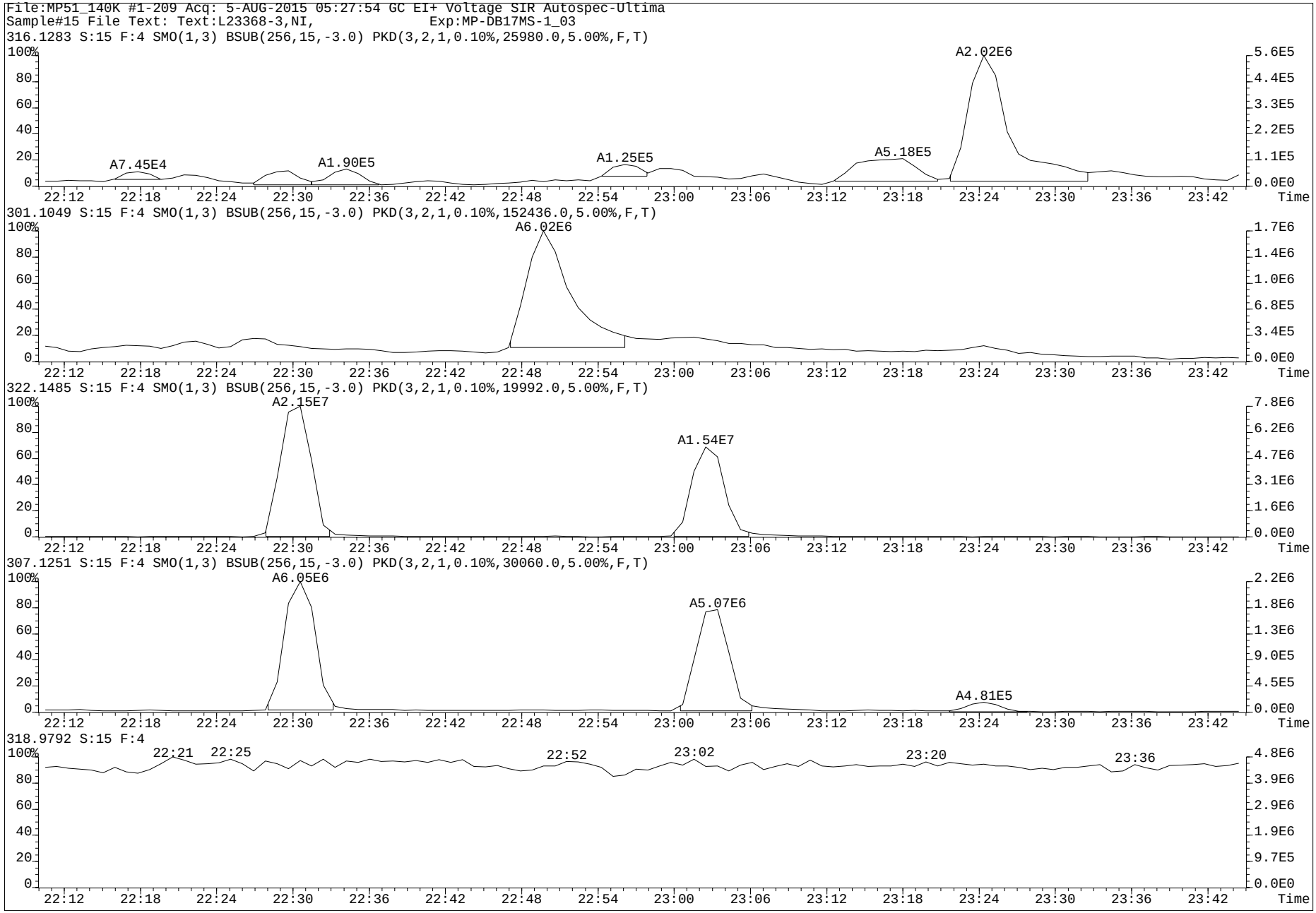
File:MP51_140K #1-209 Acq: 5-AUG-2015 05:27:54 GC EI+ Voltage SIR Autospec-Ultima
Sample#15 File Text: Text:L23368-3,NI, Exp:MP-DB17MS-1_03
316.1283 S:15 F:4 SMO(1,3) BSUB(256,15,-3.0) PKD(3,2,1,0.10%,25980.0,5.00%,F,T)
A7.45E4
A1.90E5
A1.25E5
A5.18E5
A2.02E6
301.1049 S:15 F:4 SMO(1,3) BSUB(256,15,-3.0) PKD(3,2,1,0.10%,152436.0,5.00%,F,T)
A6.02E6
322.1485 S:15 F:4 SMO(1,3) BSUB(256,15,-3.0) PKD(3,2,1,0.10%,19992.0,5.00%,F,T)
A2.15E7
A1.54E7
307.1251 S:15 F:4 SMO(1,3) BSUB(256,15,-3.0) PKD(3,2,1,0.10%,30060.0,5.00%,F,T)
A6.05E6
A5.07E6
A4.81E5
318.9792 S:15 F:4
22:21
22:25
22:52
23:02
23:20
23:36
Time

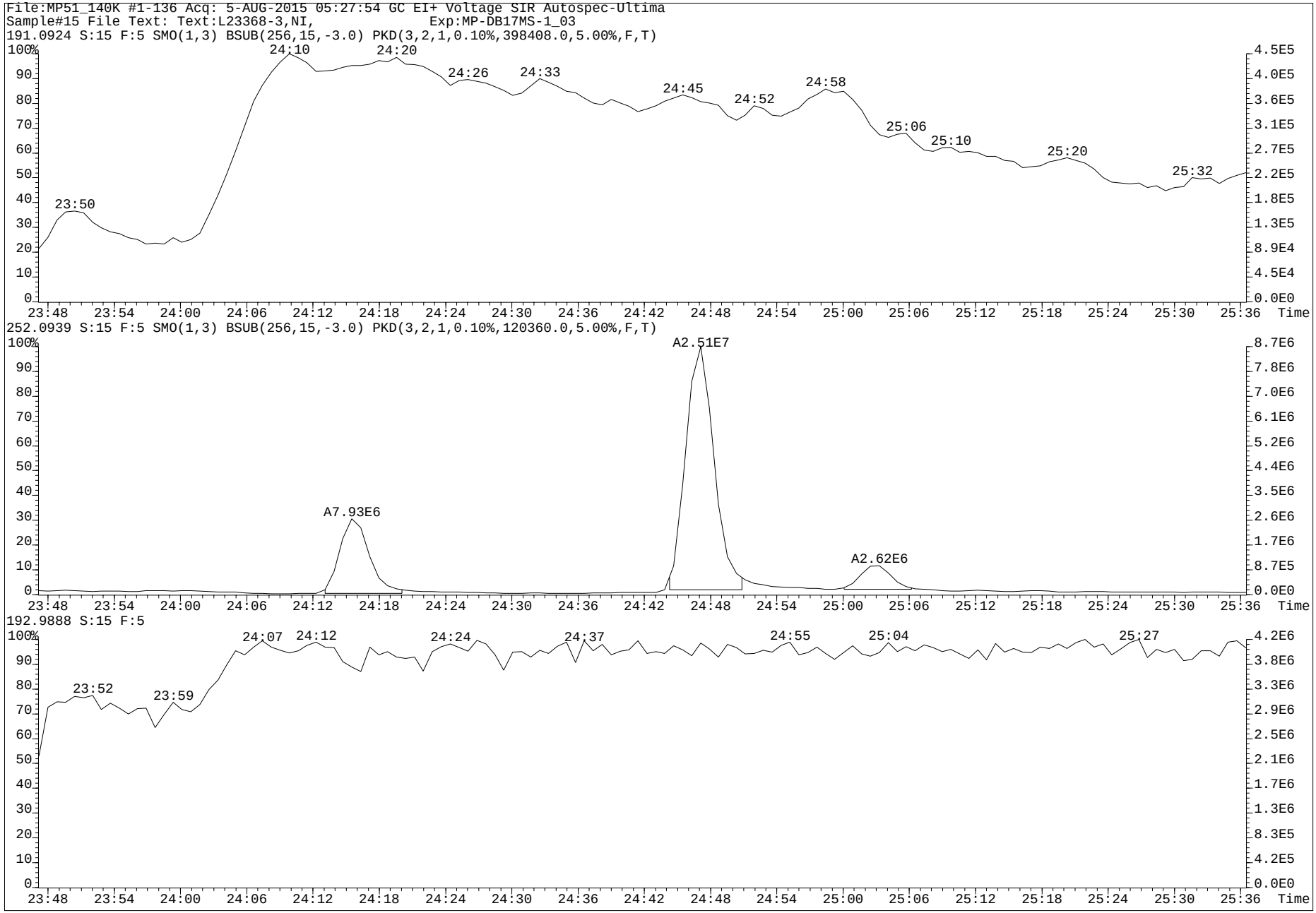
File:MP51_140K #1-136 Acq: 5-AUG-2015 05:27:54 GC EI+ Voltage SIR Autospec-Ultima
Sample#15 File Text: Text:L23368-3,NI, Exp:MP-DB17MS-1_03
191.0924 S:15 F:5 SMO(1,3) BSUB(256,15,-3.0) PKD(3,2,1,0.10%,398408.0,5.00%,F,T)
23:50
24:10
24:20
24:26
24:33
24:45
24:52
24:58
25:06
25:10
25:20
25:32
252.0939 S:15 F:5 SMO(1,3) BSUB(256,15,-3.0) PKD(3,2,1,0.10%,120360.0,5.00%,F,T)
A7.93E6
A2.51E7
A2.62E6
192.9888 S:15 F:5
23:52
23:59
24:07
24:12
24:24
24:37
24:55
25:04
25:27
Time

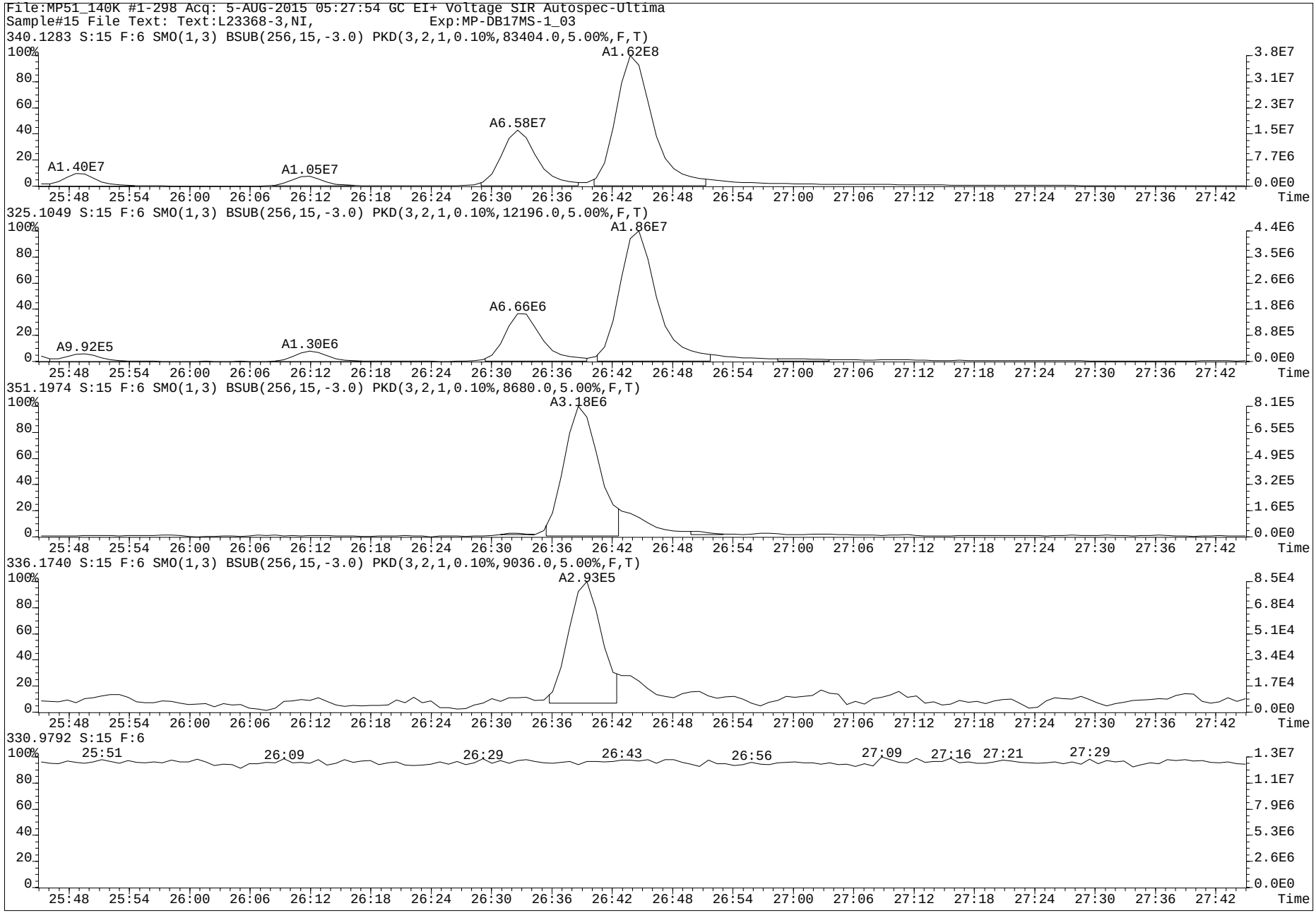
File:MP51_140K #1-298 Acq: 5-AUG-2015 05:27:54 GC EI+ Voltage SIR Autospec-Ultima
Sample#15 File Text: Text:L23368-3,NI, Exp:MP-DB17MS-1_03
340.1283 S:15 F:6 SMO(1,3) BSUB(256,15,-3.0) PKD(3,2,1,0.10%,83404.0,5.00%,F,T)
A1.40E7
A1.05E7
A6.58E7
A1.62E8
325.1049 S:15 F:6 SMO(1,3) BSUB(256,15,-3.0) PKD(3,2,1,0.10%,12196.0,5.00%,F,T)
A9.92E5
A1.30E6
A6.66E6
A1.86E7
351.1974 S:15 F:6 SMO(1,3) BSUB(256,15,-3.0) PKD(3,2,1,0.10%,8680.0,5.00%,F,T)
A3.18E6
336.1740 S:15 F:6 SMO(1,3) BSUB(256,15,-3.0) PKD(3,2,1,0.10%,9036.0,5.00%,F,T)
A2.93E5
330.9792 S:15 F:6
25:51
26:09
26:29
26:43
26:56
27:09
27:16
27:21
27:29
Time

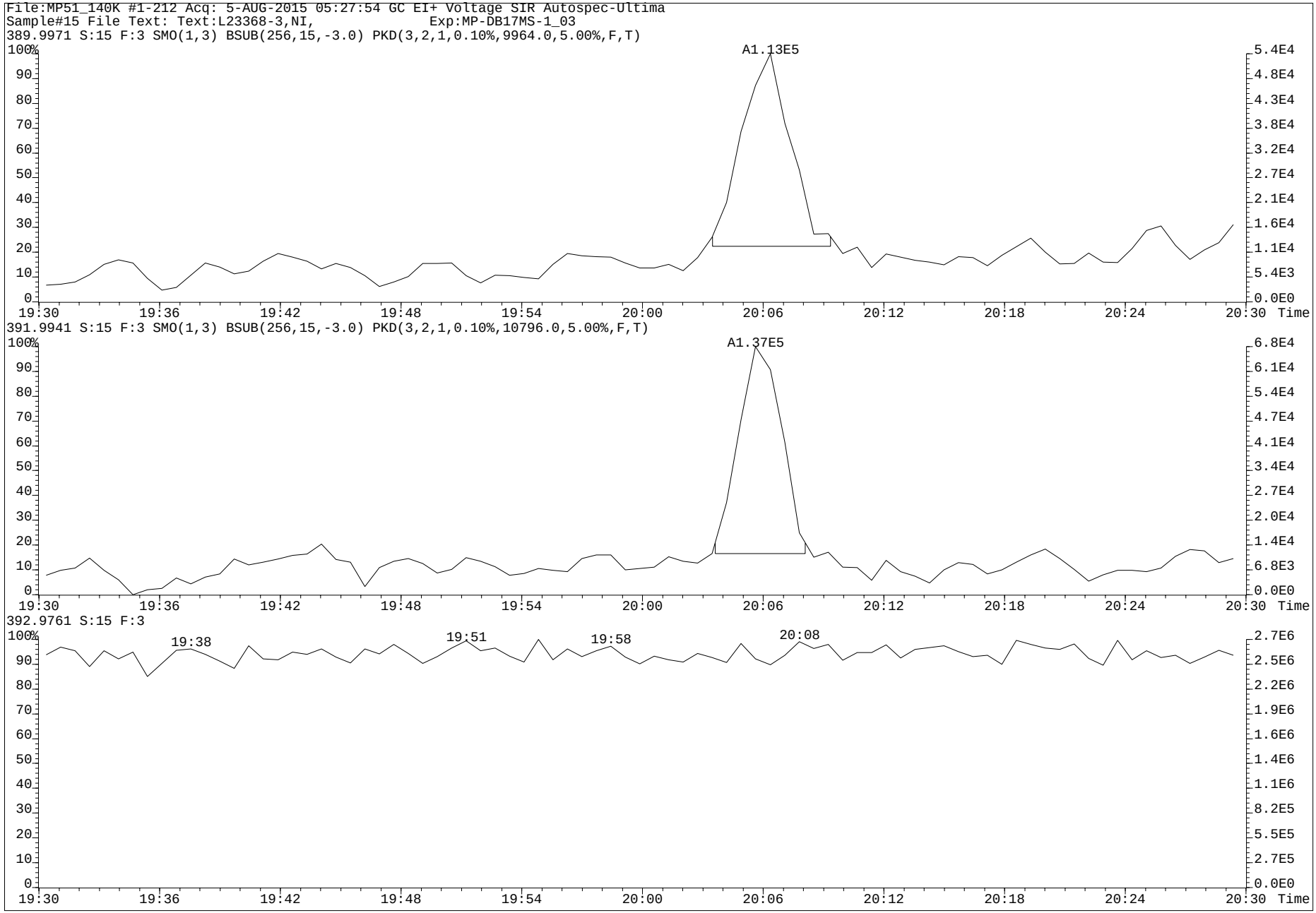
File:MP51_140K #1-212 Acq: 5-AUG-2015 05:27:54 GC EI+ Voltage SIR Autospec-Ultima
Sample#15 File Text: Text:L23368-3,NI, Exp:MP-DB17MS-1_03
389.9971 S:15 F:3 SMO(1,3) BSUB(256,15,-3.0) PKD(3,2,1,0.10%,9964.0,5.00%,F,T)
A1.13E5
391.9941 S:15 F:3 SMO(1,3) BSUB(256,15,-3.0) PKD(3,2,1,0.10%,10796.0,5.00%,F,T)
A1.37E5
392.9761 S:15 F:3
19:38
19:51
19:58
20:08
Time

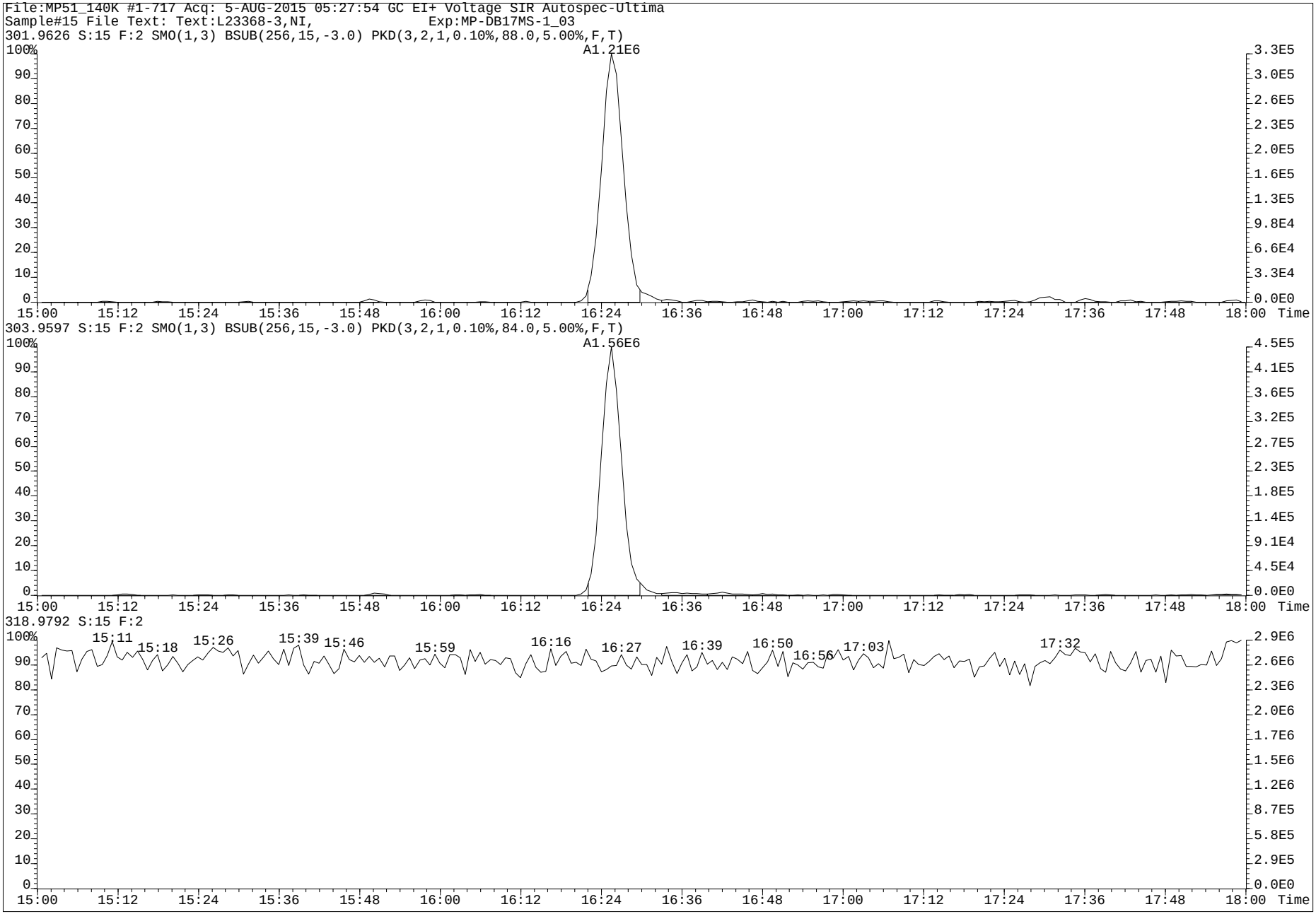
File:MP51_140K #1-717 Acq: 5-AUG-2015 05:27:54 GC EI+ Voltage SIR Autospec-Ultima
Sample#15 File Text: Text:L23368-3,NI, Exp:MP-DB17MS-1_03
301.9626 S:15 F:2 SMO(1,3) BSUB(256,15,-3.0) PKD(3,2,1,0.10%,88.0,5.00%,F,T)
A1.21E6
303.9597 S:15 F:2 SMO(1,3) BSUB(256,15,-3.0) PKD(3,2,1,0.10%,84.0,5.00%,F,T)
A1.56E6
318.9792 S:15 F:2
15:11
15:18
15:26
15:39
15:46
15:59
16:16
16:27
16:39
16:50
16:56
17:03
17:32
Time

www.axysanalytical.com

Run #14 Filename MP51_136B S: 16 I: 1 Acquired: 23-JUL-15 13:10:07 Processed: 23-JUL-15 15:42:31
Run: mp51_136b-a Analyte: MP-DB17-S12 Cal: mp51_134-8a Results: mp51_136b-b Version: V3.6 6-JAN-2000 17:51:42
Sample text: L23368-4,WI, Comments: 4,WG51828,2.0/800uL
sample size: 4.132000 conc units: pg/mL total toxicity: 57447.» F1: 1.0000 F2: 1.0000

	Typ	Name	#Hom	Resp	RA		RT	Conc	Tox #1	DL	Rec	M?
1	Unk	1-OH-Naphthalene	1	6.82e+06	0.78	n	8:07	1377.156	138	465.0687	-	n
2	Unk	1-OH-Pyrene	1	7.37e+06	2.73	n	20:38	797.297	80	364.3241	-	n
3	Unk	3-OH-Chrysene	0	*	*	n	NotFnd	*	*	1517.3274	-	n
4	Unk	3-OH-Benz[a]anthracene	0	*	*	n	NotFnd	*	*	1255.2238	-	n
5	Unk	7,8-OH-Benzo[a]pyrene-C	0	*	*	n	NotFnd	*	*	*	-	n
6	Unk	7,8-OH-Benzo[a]pyrene-T	0	*	*	n	NotFnd	*	*	*	-	n
7	Unk	7,8-OH-Benzo[a]pyrene-3	1	5.26e+07	5.48	n	26:01	*	*	*	-	n
8	Unk	9-OH-Benzo[a]pyrene	1	3.28e+08	6.47	n	26:22	93712.474	9371	449.7343	-	n
9	Unk	3-OH-Benzo[a]pyrene	1	7.46e+08	5.58	n	26:33	478587.680	47859	1514.2766	OLR	n
10	Unk	7,8-OH-Benzo[a]pyrene-4	0	*	*	n	NotFnd	*	*	*	-	n
11	IS	13C6-1-OH-Naphthalene	1	5.00e+07	0.71	n	8:07	4903.897	-	403.0136	40.5	n
12	IS	13C6-1-OH-Pyrene	1	1.10e+08	3.13	n	20:38	7988.250	-	116.3497	66.0	n
13	IS	13C6-1-OH-BAA	1	1.11e+08	2.29	n	22:22	10314.168	-	215.4687	84.6	n
14	IS	13C6-3-OH-Chrysene	1	1.16e+08	2.13	n	22:55	9578.528	-	190.2538	78.4	n
15	IS	D11-3-OH-Benzo[a]pyrene	1	2.92e+07	6.95	n	26:28	5535.621	-	33.8036	46.0	n
16	IS	13C-CL4-OH-PCB-79	1	2.01e+06	0.79	y	19:56	1050.474	-	100.3430	43.4	n
17	IS	13C-CL4-PCB-79	0	*	*	n	NotFnd	*	-	*	Div0	n
18	RS	13C-CL4-PCB-81	1	2.20e+07	0.76	y	16:13	1.681	-	-	-	n
19	Tot	Fn1 Lock	-	-			-	-	-	-	-	n
20	Tot	Fn2 Lock	-	-			-	-	-	-	-	n
21	Tot	Fn3 Lock	-	-			-	-	-	-	-	n
22	Tot	Fn4 Lock	-	-			-	-	-	-	-	n
23	Tot	Fn4 Lock	-	-			-	-	-	-	-	n
24	Tot	Fn5 Lock	-	-			-	-	-	-	-	n
25	Tot	Fn6 Lock	-	-			-	-	-	-	-	n

* conc. & DL by 1.033

* Report from 'Ni' run.

PV AS 8-AUG-2015

sr by mw
10-Aug-2015

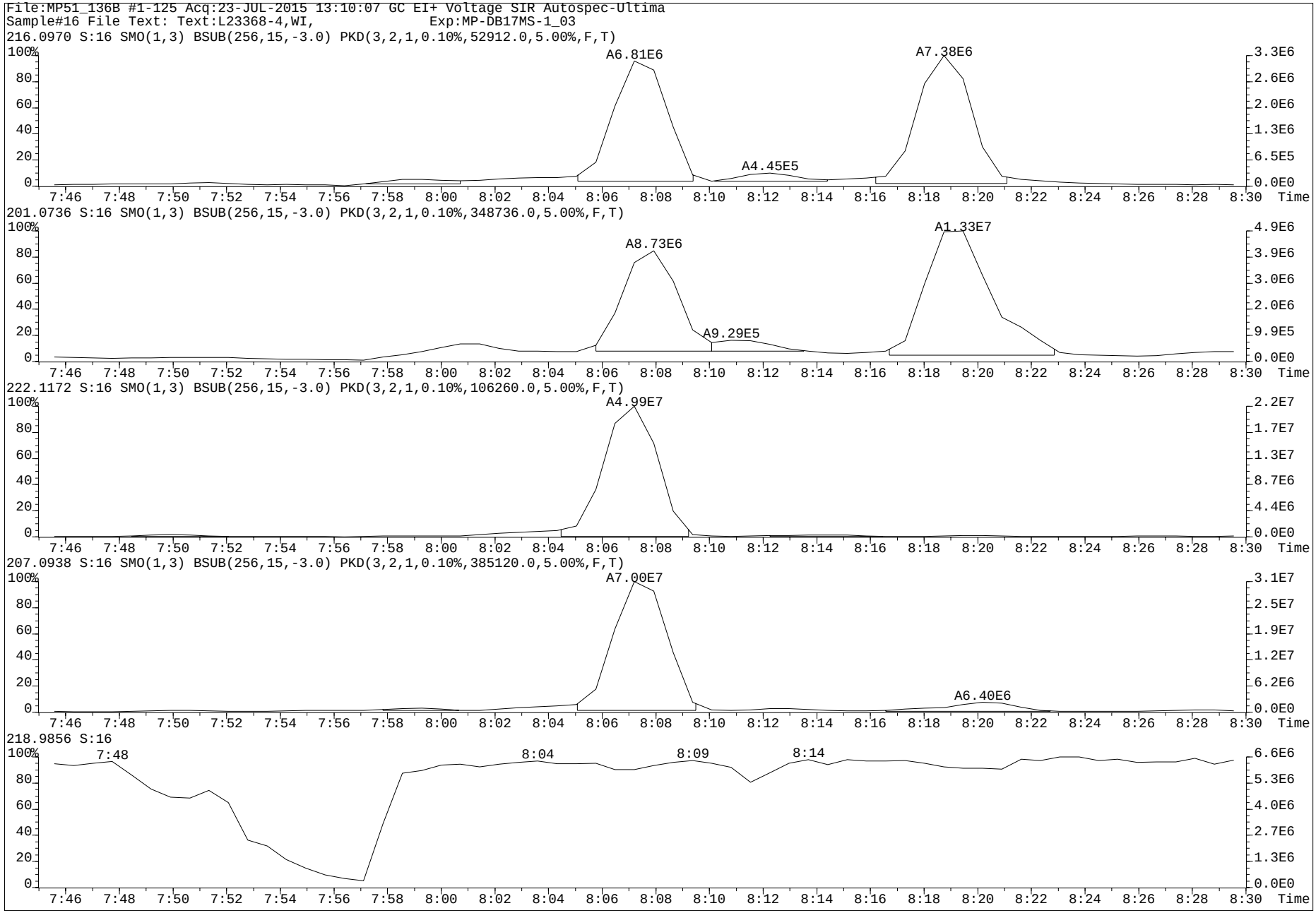
File:MP51_136B #1-125 Acq:23-JUL-2015 13:10:07 GC EI+ Voltage SIR Autospec-Ultima
Sample#16 File Text: Text:L23368-4,WI, Exp:MP-DB17MS-1_03
216.0970 S:16 SMO(1,3) BSUB(256,15,-3.0) PKD(3,2,1,0.10%,52912.0,5.00%,F,T)
A6.81E6
A7.38E6
A4.45E5
201.0736 S:16 SMO(1,3) BSUB(256,15,-3.0) PKD(3,2,1,0.10%,348736.0,5.00%,F,T)
A8.73E6
A1.33E7
A9.29E5
222.1172 S:16 SMO(1,3) BSUB(256,15,-3.0) PKD(3,2,1,0.10%,106260.0,5.00%,F,T)
A4.99E7
207.0938 S:16 SMO(1,3) BSUB(256,15,-3.0) PKD(3,2,1,0.10%,385120.0,5.00%,F,T)
A7.00E7
A6.40E6
218.9856 S:16
7:48
8:04
8:09
8:14
Time

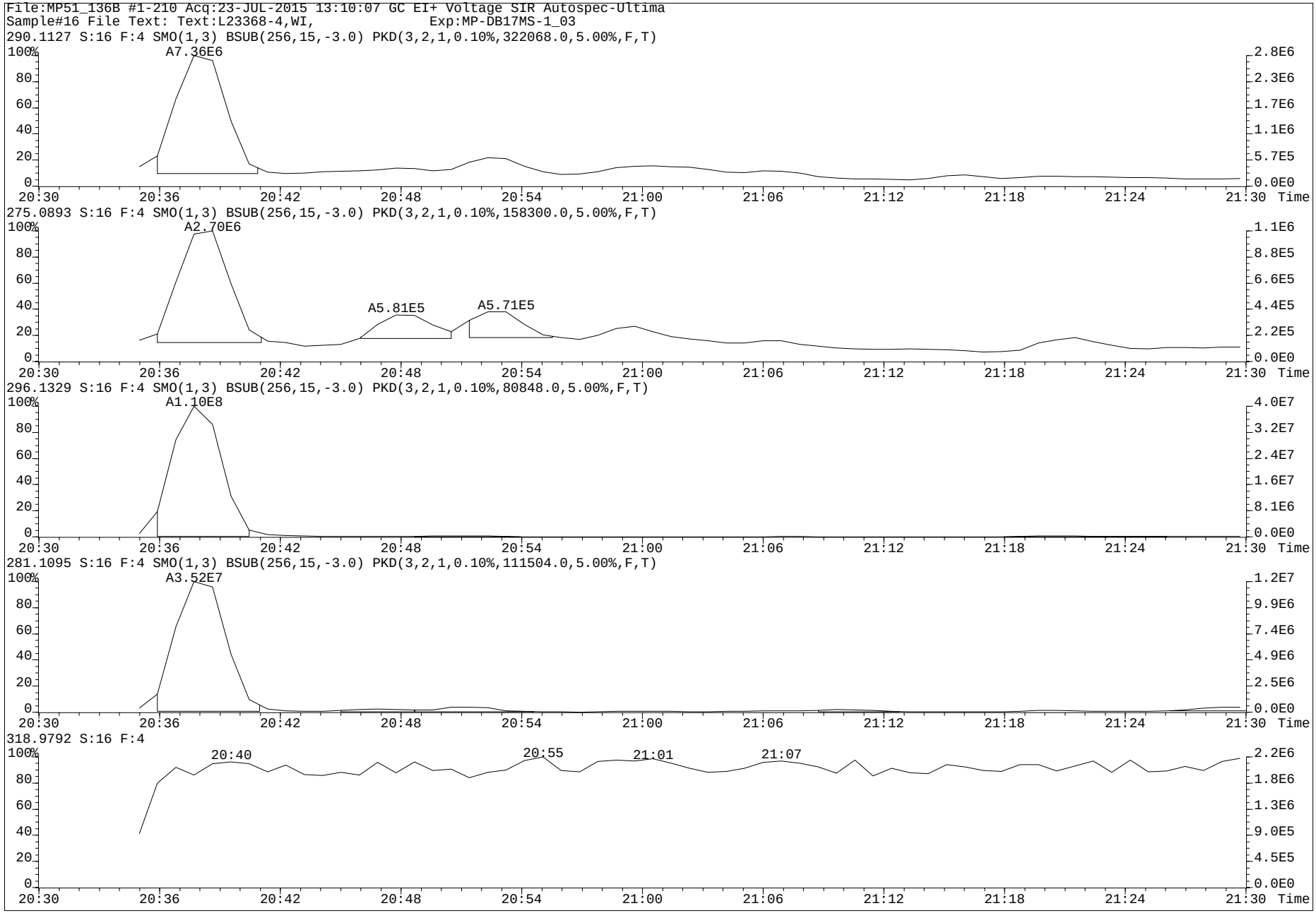
File:MP51_136B #1-210 Acq:23-JUL-2015 13:10:07 GC EI+ Voltage SIR Autospec-Ultima
Sample#16 File Text: Text:L23368-4,WI, Exp:MP-DB17MS-1_03
290.1127 S:16 F:4 SMO(1,3) BSUB(256,15,-3.0) PKD(3,2,1,0.10%,322068.0,5.00%,F,T)
A7.36E6
275.0893 S:16 F:4 SMO(1,3) BSUB(256,15,-3.0) PKD(3,2,1,0.10%,158300.0,5.00%,F,T)
A2.70E6
A5.81E5
A5.71E5
296.1329 S:16 F:4 SMO(1,3) BSUB(256,15,-3.0) PKD(3,2,1,0.10%,80848.0,5.00%,F,T)
A1.10E8
281.1095 S:16 F:4 SMO(1,3) BSUB(256,15,-3.0) PKD(3,2,1,0.10%,111504.0,5.00%,F,T)
A3.52E7
318.9792 S:16 F:4
20:40
20:55
21:01
21:07
Time

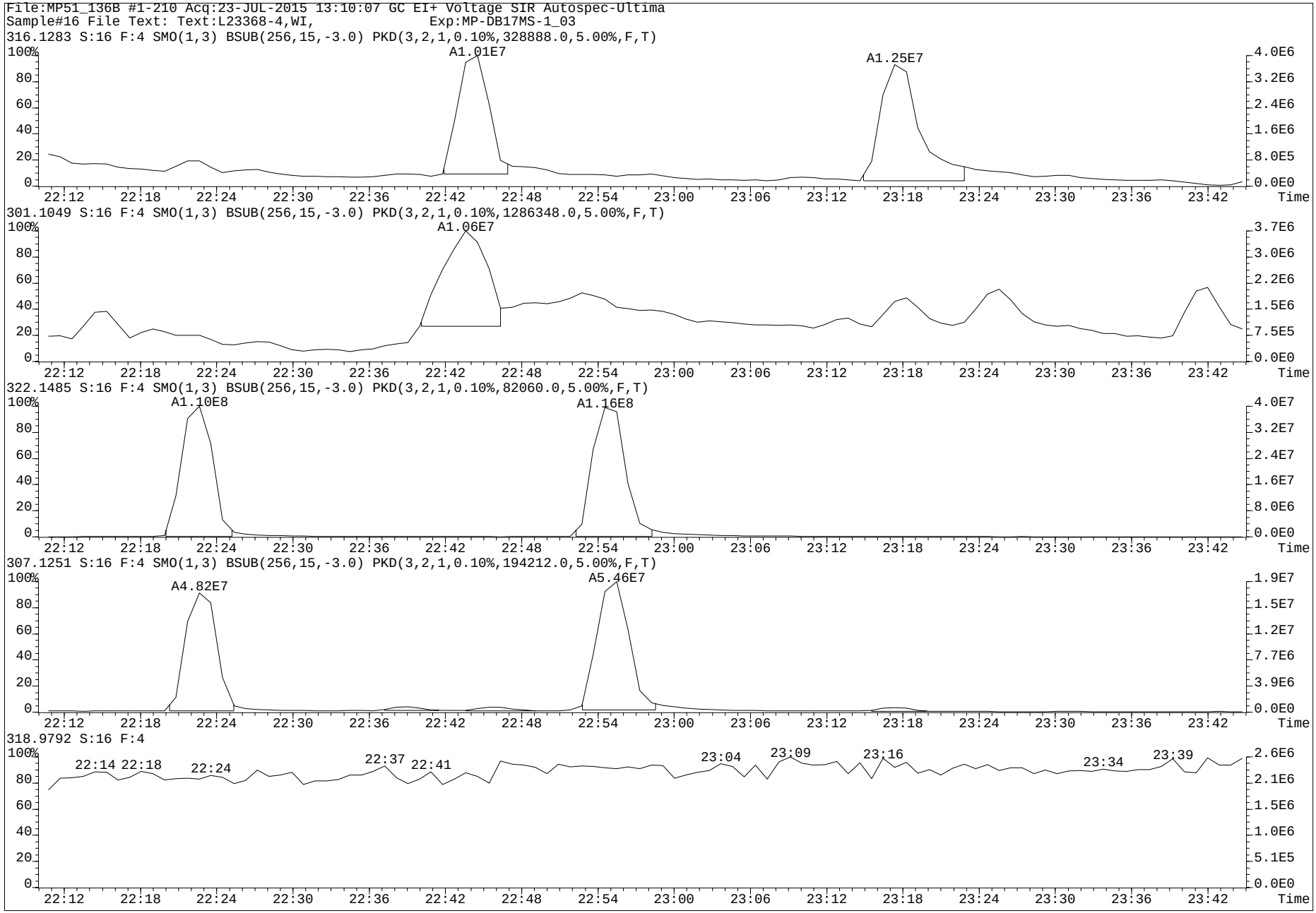
File:MP51_136B #1-210 Acq:23-JUL-2015 13:10:07 GC EI+ Voltage SIR Autospec-Ultima
Sample#16 File Text: Text:L23368-4,WI, Exp:MP-DB17MS-1_03
316.1283 S:16 F:4 SMO(1,3) BSUB(256,15,-3.0) PKD(3,2,1,0.10%,328888.0,5.00%,F,T)
A1.01E7
A1.25E7
301.1049 S:16 F:4 SMO(1,3) BSUB(256,15,-3.0) PKD(3,2,1,0.10%,1286348.0,5.00%,F,T)
A1.06E7
322.1485 S:16 F:4 SMO(1,3) BSUB(256,15,-3.0) PKD(3,2,1,0.10%,82060.0,5.00%,F,T)
A1.10E8
A1.16E8
307.1251 S:16 F:4 SMO(1,3) BSUB(256,15,-3.0) PKD(3,2,1,0.10%,194212.0,5.00%,F,T)
A4.82E7
A5.46E7
318.9792 S:16 F:4
22:14
22:18
22:24
22:37
22:41
23:04
23:09
23:16
23:34
23:39
Time

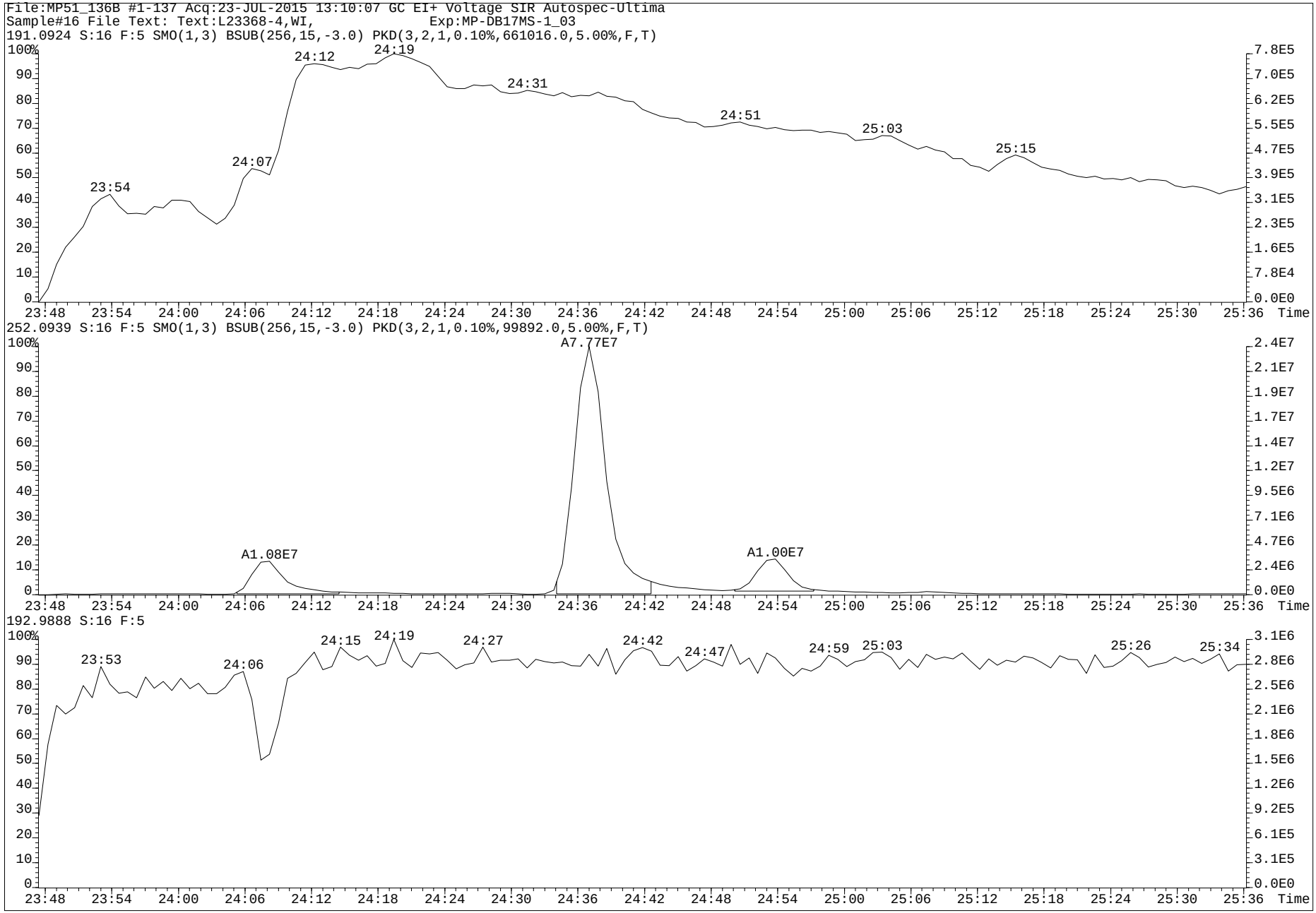
File:MP51_136B #1-137 Acq:23-JUL-2015 13:10:07 GC EI+ Voltage SIR Autospec-Ultima
Sample#16 File Text: Text:L23368-4,WI, Exp:MP-DB17MS-1_03
191.0924 S:16 F:5 SMO(1,3) BSUB(256,15,-3.0) PKD(3,2,1,0.10%,661016.0,5.00%,F,T)
23:54
24:07
24:12
24:19
24:31
24:51
25:03
25:15
252.0939 S:16 F:5 SMO(1,3) BSUB(256,15,-3.0) PKD(3,2,1,0.10%,99892.0,5.00%,F,T)
A1.08E7
A7.77E7
A1.00E7
192.9888 S:16 F:5
23:53
24:06
24:15
24:19
24:27
24:42
24:47
24:59
25:03
25:26
25:34
Time

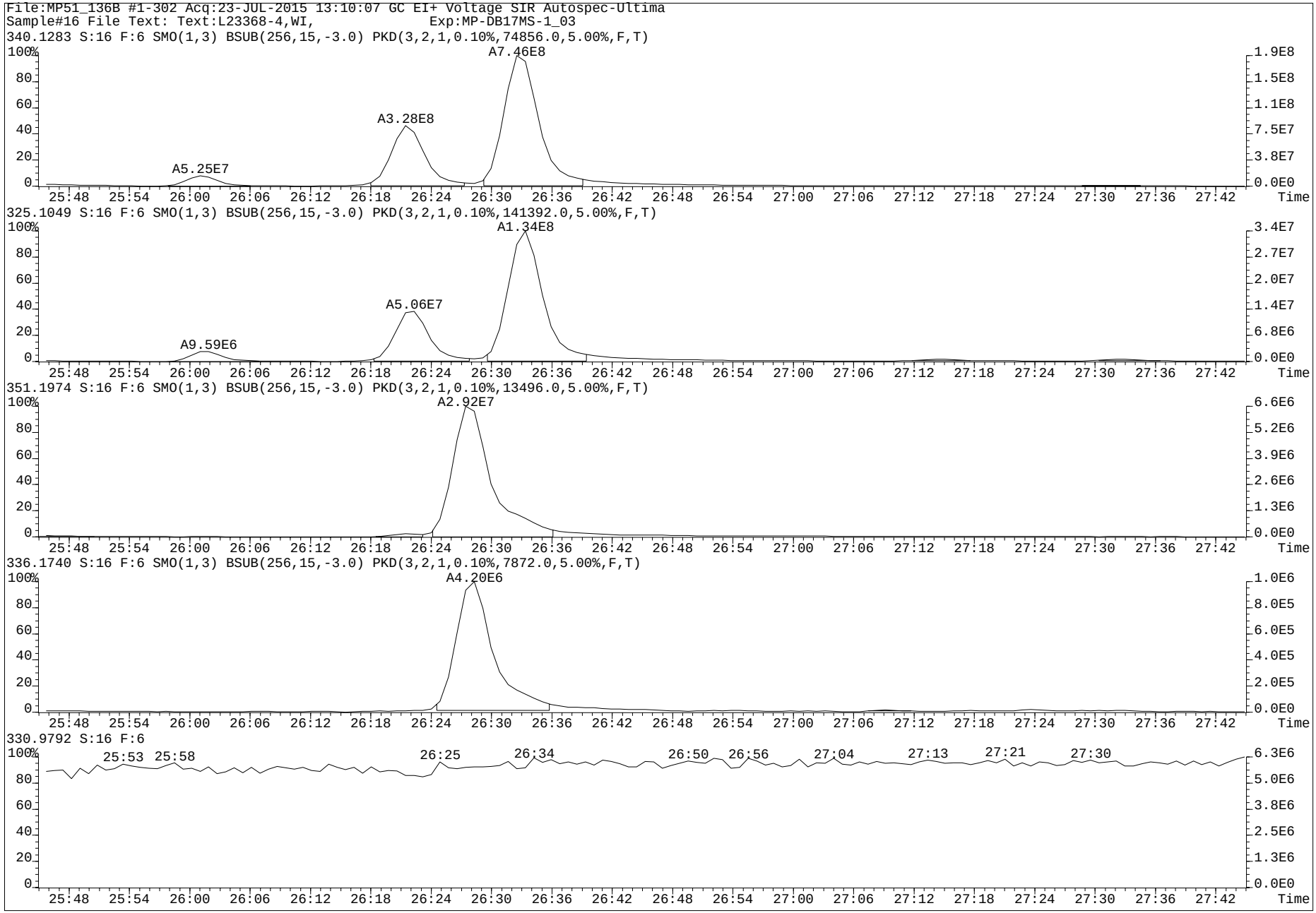
File:MP51_136B #1-302 Acq:23-JUL-2015 13:10:07 GC EI+ Voltage SIR Autospec-Ultima
Sample#16 File Text: Text:L23368-4,WI, Exp:MP-DB17MS-1_03
340.1283 S:16 F:6 SMO(1,3) BSUB(256,15,-3.0) PKD(3,2,1,0.10%,74856.0,5.00%,F,T)
A7.46E8
A3.28E8
A5.25E7
325.1049 S:16 F:6 SMO(1,3) BSUB(256,15,-3.0) PKD(3,2,1,0.10%,141392.0,5.00%,F,T)
A1.34E8
A5.06E7
A9.59E6
351.1974 S:16 F:6 SMO(1,3) BSUB(256,15,-3.0) PKD(3,2,1,0.10%,13496.0,5.00%,F,T)
A2.92E7
336.1740 S:16 F:6 SMO(1,3) BSUB(256,15,-3.0) PKD(3,2,1,0.10%,7872.0,5.00%,F,T)
A4.20E6
330.9792 S:16 F:6
25:53 25:58 26:25 26:34 26:50 26:56 27:04 27:13 27:21 27:30
Time

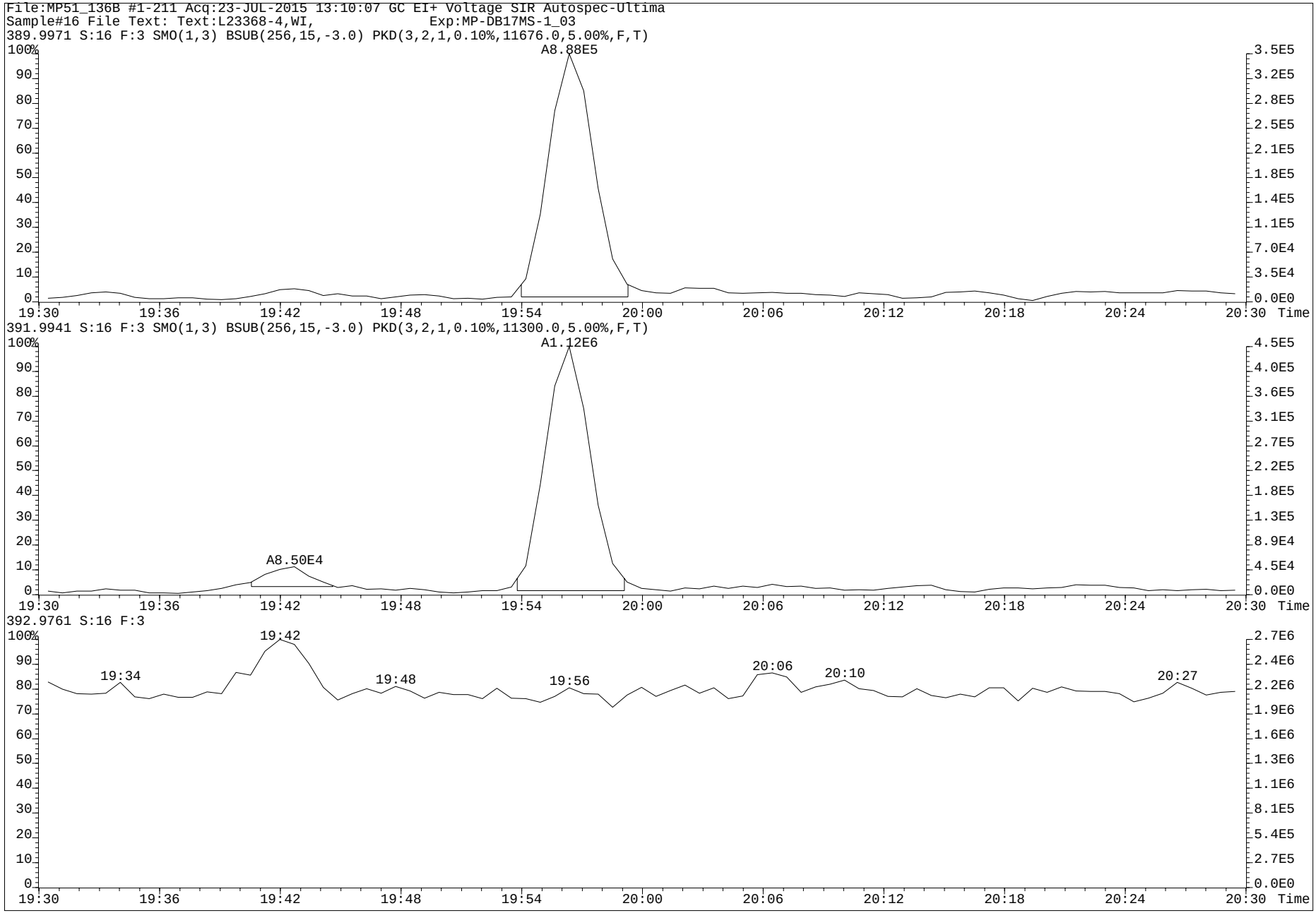
File:MP51_136B #1-211 Acq:23-JUL-2015 13:10:07 GC EI+ Voltage SIR Autospec-Ultima
Sample#16 File Text: Text:L23368-4,WI, Exp:MP-DB17MS-1_03
389.9971 S:16 F:3 SMO(1,3) BSUB(256,15,-3.0) PKD(3,2,1,0.10%,11676.0,5.00%,F,T)
A8.88E5
391.9941 S:16 F:3 SMO(1,3) BSUB(256,15,-3.0) PKD(3,2,1,0.10%,11300.0,5.00%,F,T)
A1.12E6
A8.50E4
392.9761 S:16 F:3
19:34
19:42
19:48
19:56
20:06
20:10
20:27
Time

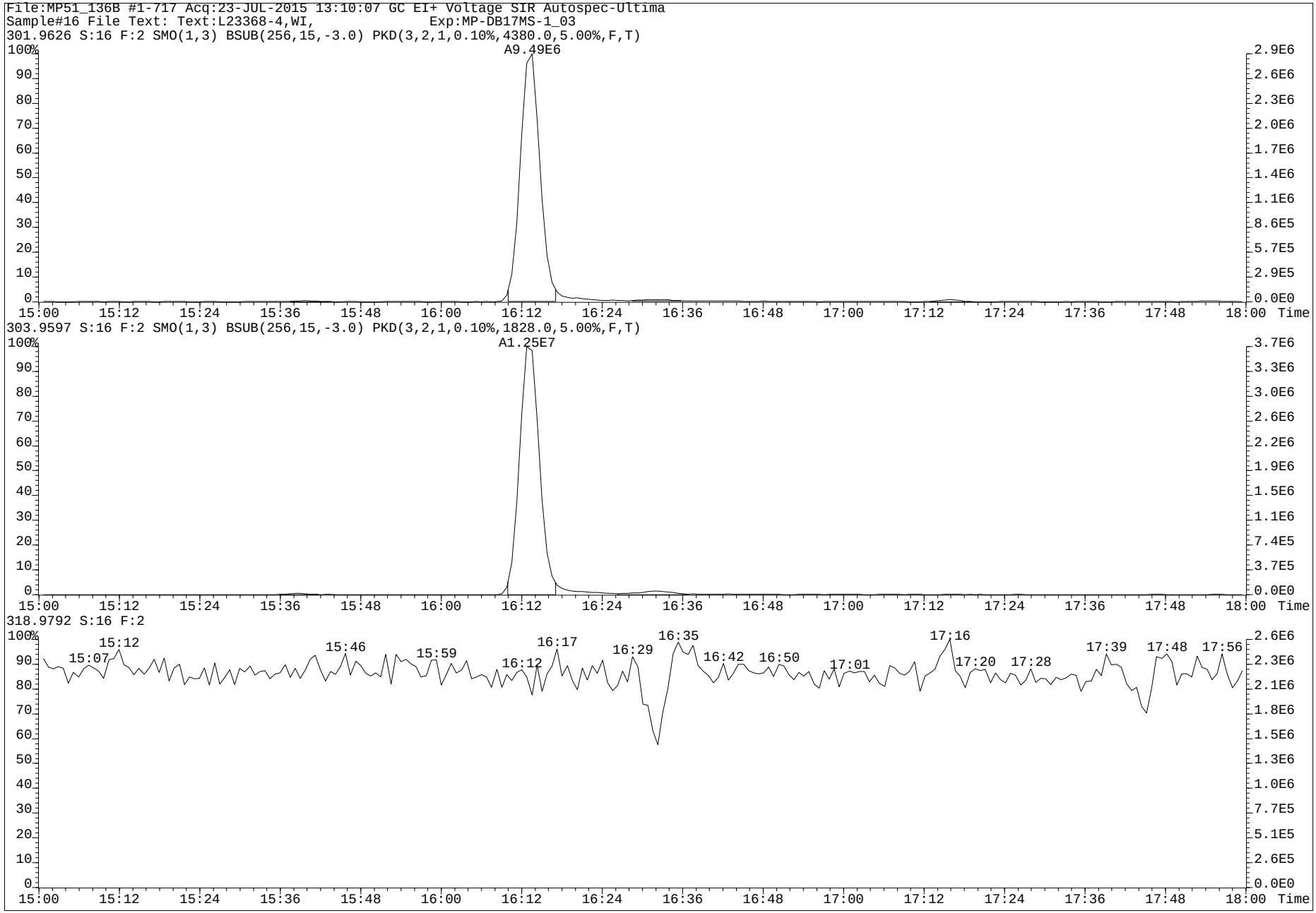
File:MP51_136B #1-717 Acq:23-JUL-2015 13:10:07 GC EI+ Voltage SIR Autospec-Ultima
Sample#16 File Text: Text:L23368-4,WI, Exp:MP-DB17MS-1_03
301.9626 S:16 F:2 SMO(1,3) BSUB(256,15,-3.0) PKD(3,2,1,0.10%,4380.0,5.00%,F,T)
A9.49E6
303.9597 S:16 F:2 SMO(1,3) BSUB(256,15,-3.0) PKD(3,2,1,0.10%,1828.0,5.00%,F,T)
A1.25E7
318.9792 S:16 F:2
15:07
15:12
15:46
15:59
16:12
16:17
16:29
16:35
16:42
16:50
17:01
17:16
17:20
17:28
17:39
17:48
17:56
Time

www.axysanalytical.com

Run #17 Filename MP51_140K S: 14 I: 1 Acquired: 5-AUG-15 04:53:48 Processed: 5-AUG-15 18:43:57
Run: mp51_140j-a Analyte: MP-DB17-S12 Cal: mp51_140j-8a Results: MP51_140J-A Version: V3.6 6-JAN-2000 17:51:42
Sample text: L23368-4,NI, Comments: 20,WG51828,2.0/400uL
sample size: 4.132000 conc units: pg/g total toxicity: 59654.» F1: 1.0000 F2: 1.0000

	Typ	Name	#Hom	Resp	RA		RT	Conc	Tox #1	DL	Rec	M?
1	Unk	1-OH-Naphthalene	0	*	*	n	NotFnd	*	*	*	-	n
2	Unk	1-OH-Pyrene	1	4.20e+06	5.02	n	20:47	4067.806	407	320.0775	-	n
3	Unk	3-OH-Chrysene	0	*	*	n	NotFnd	*	*	889.7523	-	n
4	Unk	3-OH-Benz[a]anthracene	0	*	*	n	NotFnd	*	*	510.5738	-	n
5	Unk	7,8-OH-Benzo[a]pyrene-C	0	*	*	n	NotFnd	*	*	*	-	n
6	Unk	7,8-OH-Benzo[a]pyrene-T	0	*	*	n	NotFnd	*	*	*	-	n
7	Unk	7,8-OH-Benzo[a]pyrene-3	1	4.91e+06	8.43	n	26:12	*	*	*	-	n
8	Unk	9-OH-Benzo[a]pyrene	1	2.47e+07	10.21	n	26:33	41179.347	4118	1063.2602	-	n
9	Unk	3-OH-Benzo[a]pyrene	1	5.84e+07	8.98	n	26:45	551293.922	55129	8643.1538	-	n
10	Unk	7,8-OH-Benzo[a]pyrene-4	0	*	*	n	NotFnd	*	*	*	-	n
11	IS	13C6-1-OH-Naphthalene	0	*	*	n	NotFnd	*	-	1.0135	*	n
12	IS	13C6-1-OH-Pyrene	1	1.31e+07	5.13	n	20:47	6513.964	-	157.3185	53.8	n
13	IS	13C6-1-OH-BAA	1	2.16e+07	3.53	n	22:30	7042.295	-	73.1631	57.7	n
14	IS	13C6-3-OH-Chrysene	1	1.56e+07	2.86	n	23:03	4971.998	-	71.6952	40.7	n
15	IS	D11-3-OH-Benzo[a]pyrene	1	2.19e+06	8.92	n	26:39	1138.500	-	73.4633	9.5	y
16	IS	13C-CL4-OH-PCB-79	1	1.84e+05	0.87	y	20:06	864.600	-	767.2224	35.7	n
17	IS	13C-CL4-PCB-79	0	*	*	n	NotFnd	*	-	*	Div0	n
18	RS	13C-CL4-PCB-81	1	2.85e+06	0.77	y	16:26	0.553	-	-	-	n
19	Tot	Fn1 Lock	-	-			-	-	-	-	-	n
20	Tot	Fn2 Lock	-	-			-	-	-	-	-	n
21	Tot	Fn3 Lock	-	-			-	-	-	-	-	n
22	Tot	Fn4 Lock	-	-			-	-	-	-	-	n
23	Tot	Fn4 Lock	-	-			-	-	-	-	-	n
24	Tot	Fn5 Lock	-	-			-	-	-	-	-	n
25	Tot	Fn6 Lock	-	-			-	-	-	-	-	n

x conc. & DL by 1.033

x Report only.

PV AS 8-AUG-2015

SV by MW
12-Aug-2015

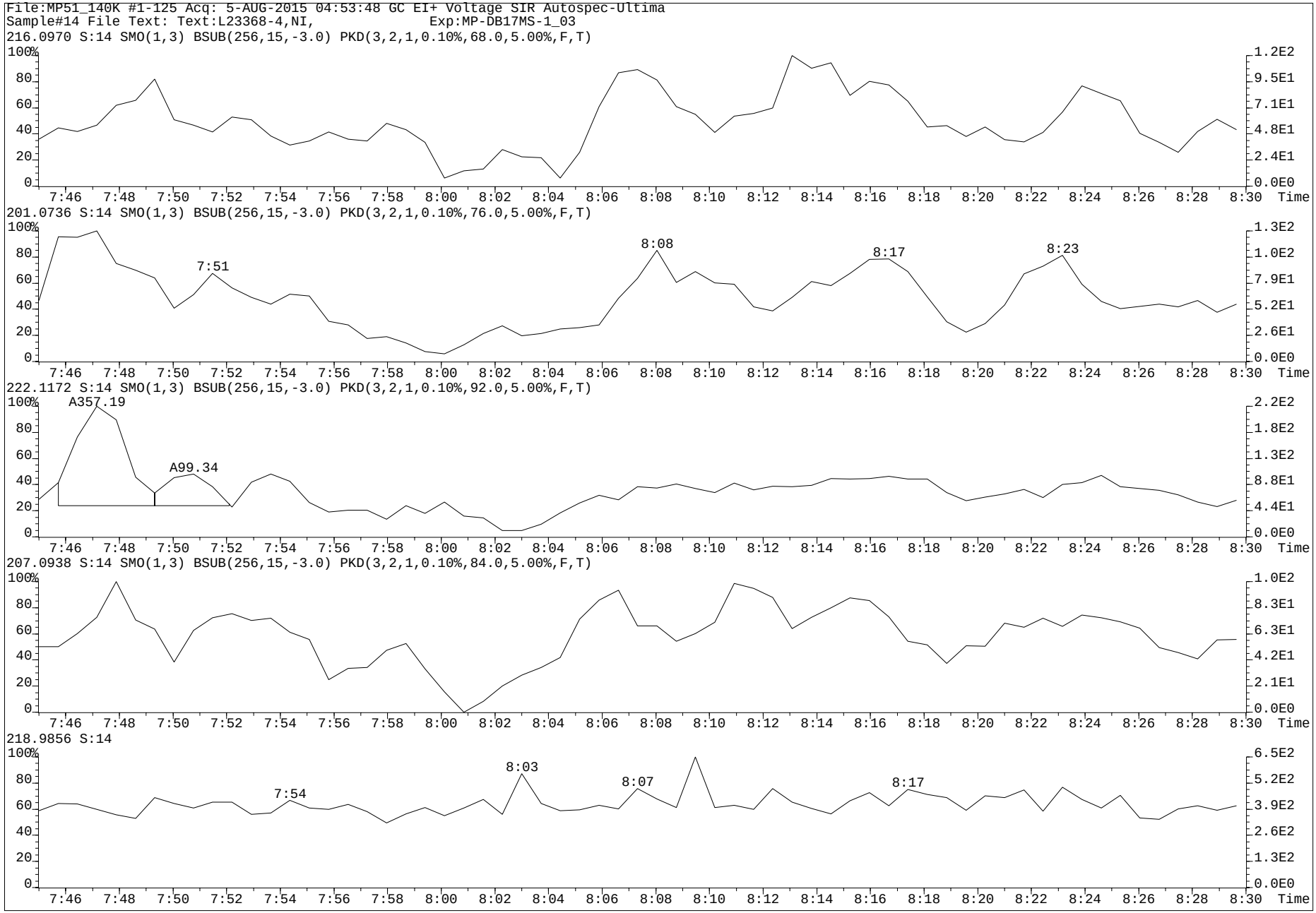
File:MP51_140K #1-125 Acq: 5-AUG-2015 04:53:48 GC EI+ Voltage SIR Autospec-Ultima
Sample#14 File Text: Text:L23368-4,NI, Exp:MP-DB17MS-1_03
216.0970 S:14 SMO(1,3) BSUB(256,15,-3.0) PKD(3,2,1,0.10%,68.0,5.00%,F,T)
201.0736 S:14 SMO(1,3) BSUB(256,15,-3.0) PKD(3,2,1,0.10%,76.0,5.00%,F,T)
7:51
8:08
8:17
8:23
222.1172 S:14 SMO(1,3) BSUB(256,15,-3.0) PKD(3,2,1,0.10%,92.0,5.00%,F,T)
A357.19
A99.34
207.0938 S:14 SMO(1,3) BSUB(256,15,-3.0) PKD(3,2,1,0.10%,84.0,5.00%,F,T)
218.9856 S:14
7:54
8:03
8:07
8:17
Time

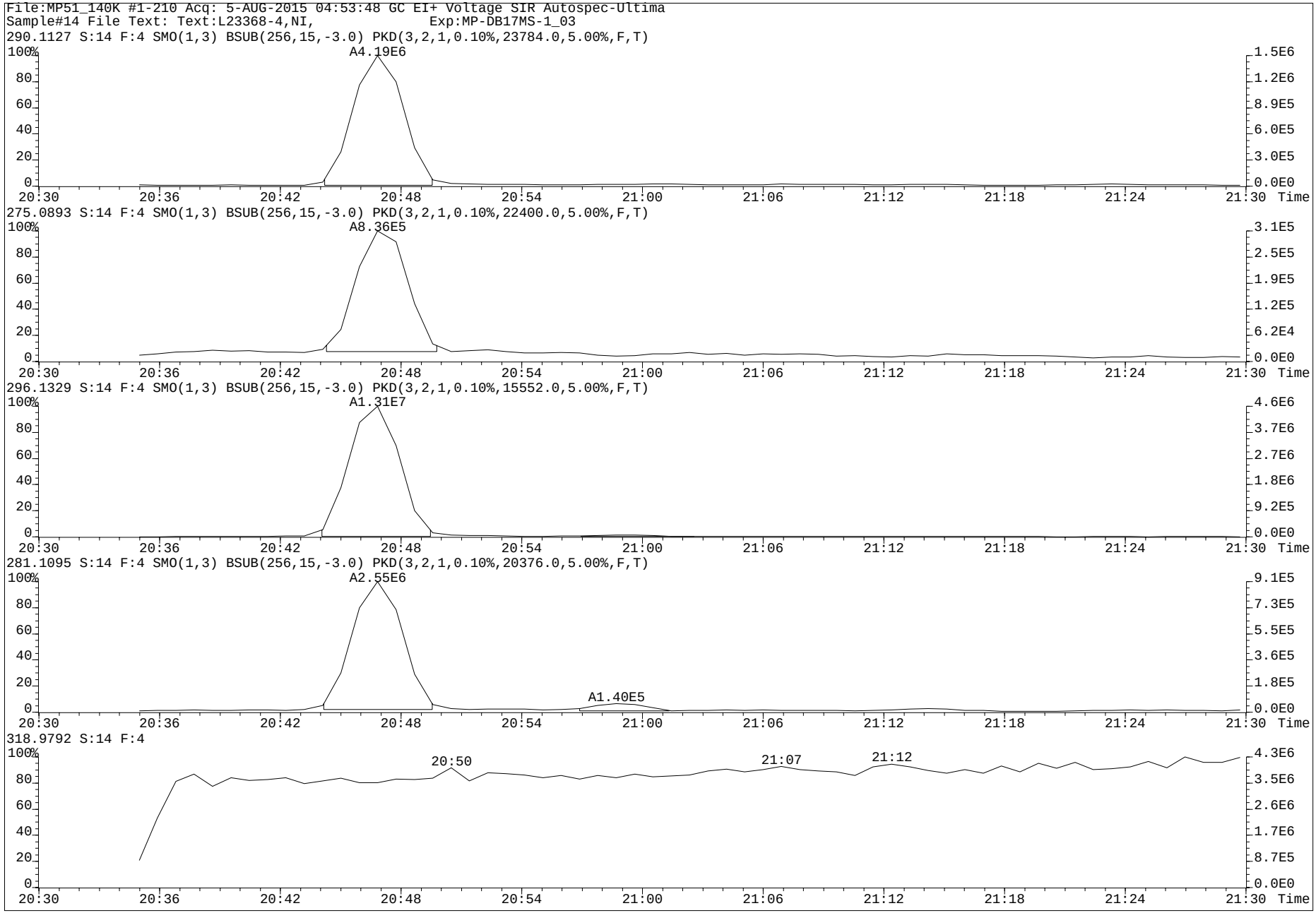
File:MP51_140K #1-210 Acq: 5-AUG-2015 04:53:48 GC EI+ Voltage SIR Autospec-Ultima
Sample#14 File Text: Text:L23368-4,NI, Exp:MP-DB17MS-1_03
290.1127 S:14 F:4 SMO(1,3) BSUB(256,15,-3.0) PKD(3,2,1,0.10%,23784.0,5.00%,F,T)
A4.19E6
275.0893 S:14 F:4 SMO(1,3) BSUB(256,15,-3.0) PKD(3,2,1,0.10%,22400.0,5.00%,F,T)
A8.36E5
296.1329 S:14 F:4 SMO(1,3) BSUB(256,15,-3.0) PKD(3,2,1,0.10%,15552.0,5.00%,F,T)
A1.31E7
281.1095 S:14 F:4 SMO(1,3) BSUB(256,15,-3.0) PKD(3,2,1,0.10%,20376.0,5.00%,F,T)
A2.55E6
A1.40E5
318.9792 S:14 F:4
20:50
21:07
21:12
Time

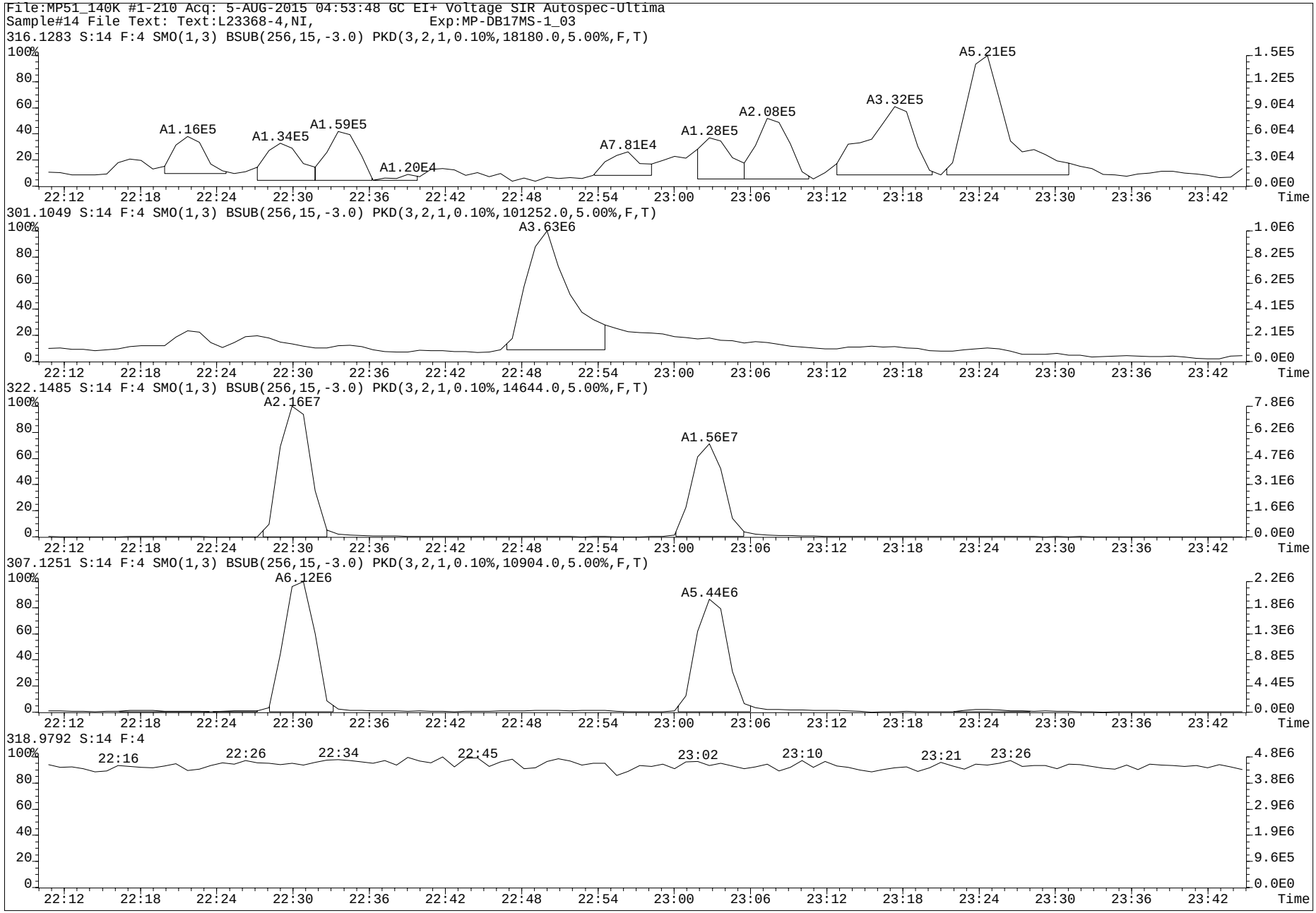
File:MP51_140K #1-210 Acq: 5-AUG-2015 04:53:48 GC EI+ Voltage SIR Autospec-Ultima
Sample#14 File Text: Text:L23368-4,NI, Exp:MP-DB17MS-1_03
316.1283 S:14 F:4 SMO(1,3) BSUB(256,15,-3.0) PKD(3,2,1,0.10%,18180.0,5.00%,F,T)
A1.16E5
A1.34E5
A1.59E5
A1.20E4
A7.81E4
A1.28E5
A2.08E5
A3.32E5
A5.21E5
301.1049 S:14 F:4 SMO(1,3) BSUB(256,15,-3.0) PKD(3,2,1,0.10%,101252.0,5.00%,F,T)
A3.63E6
322.1485 S:14 F:4 SMO(1,3) BSUB(256,15,-3.0) PKD(3,2,1,0.10%,14644.0,5.00%,F,T)
A2.16E7
A1.56E7
307.1251 S:14 F:4 SMO(1,3) BSUB(256,15,-3.0) PKD(3,2,1,0.10%,10904.0,5.00%,F,T)
A6.12E6
A5.44E6
318.9792 S:14 F:4
22:16
22:26
22:34
22:45
23:02
23:10
23:21
23:26
Time

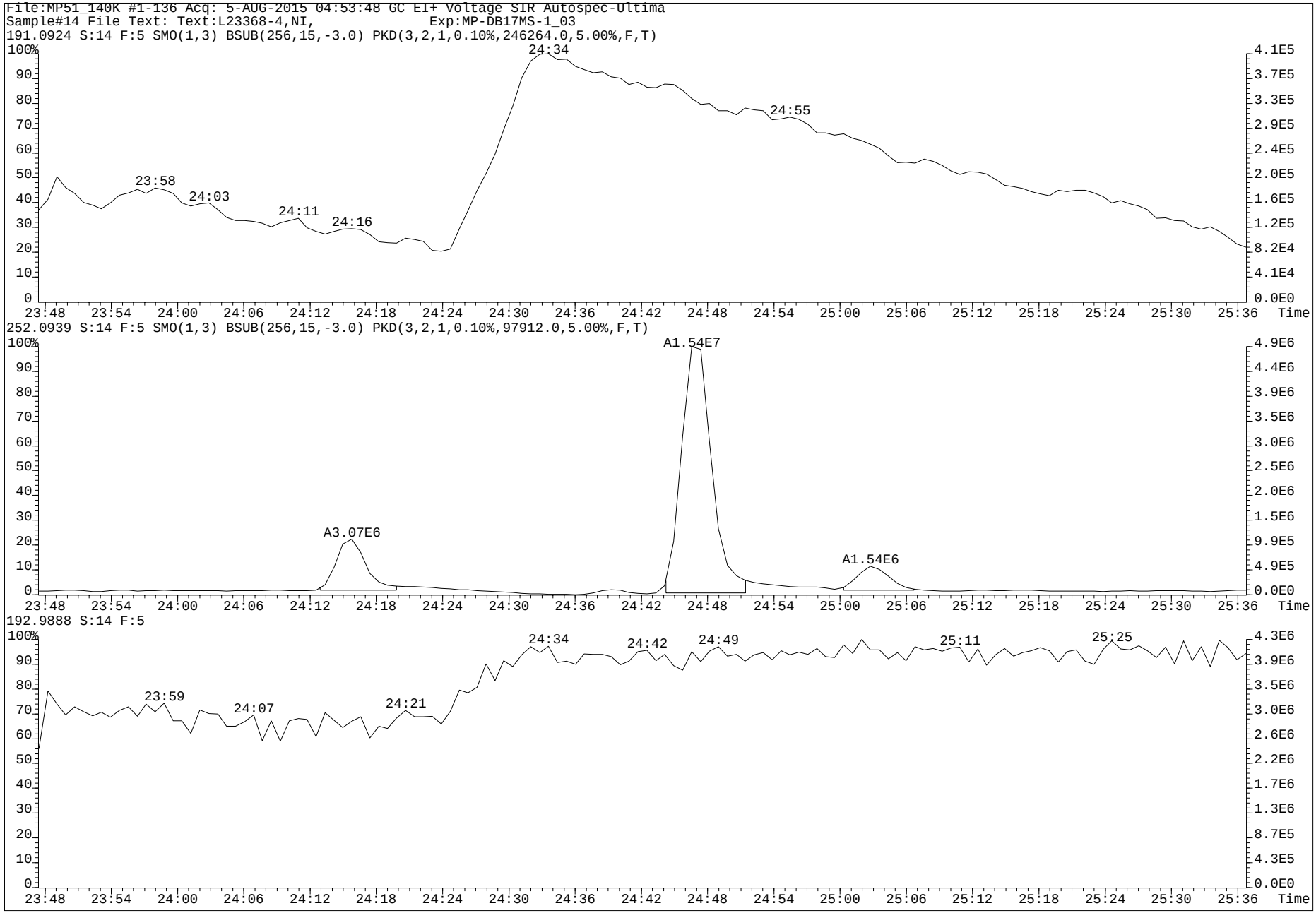
File:MP51_140K #1-136 Acq: 5-AUG-2015 04:53:48 GC EI+ Voltage SIR Autospec-Ultima
Sample#14 File Text: Text:L23368-4,NI, Exp:MP-DB17MS-1_03
191.0924 S:14 F:5 SMO(1,3) BSUB(256,15,-3.0) PKD(3,2,1,0.10%,246264.0,5.00%,F,T)
23:58
24:03
24:11
24:16
24:34
24:55
252.0939 S:14 F:5 SMO(1,3) BSUB(256,15,-3.0) PKD(3,2,1,0.10%,97912.0,5.00%,F,T)
A3.07E6
A1.54E7
A1.54E6
192.9888 S:14 F:5
23:59
24:07
24:21
24:34
24:42
24:49
25:11
25:25
Time

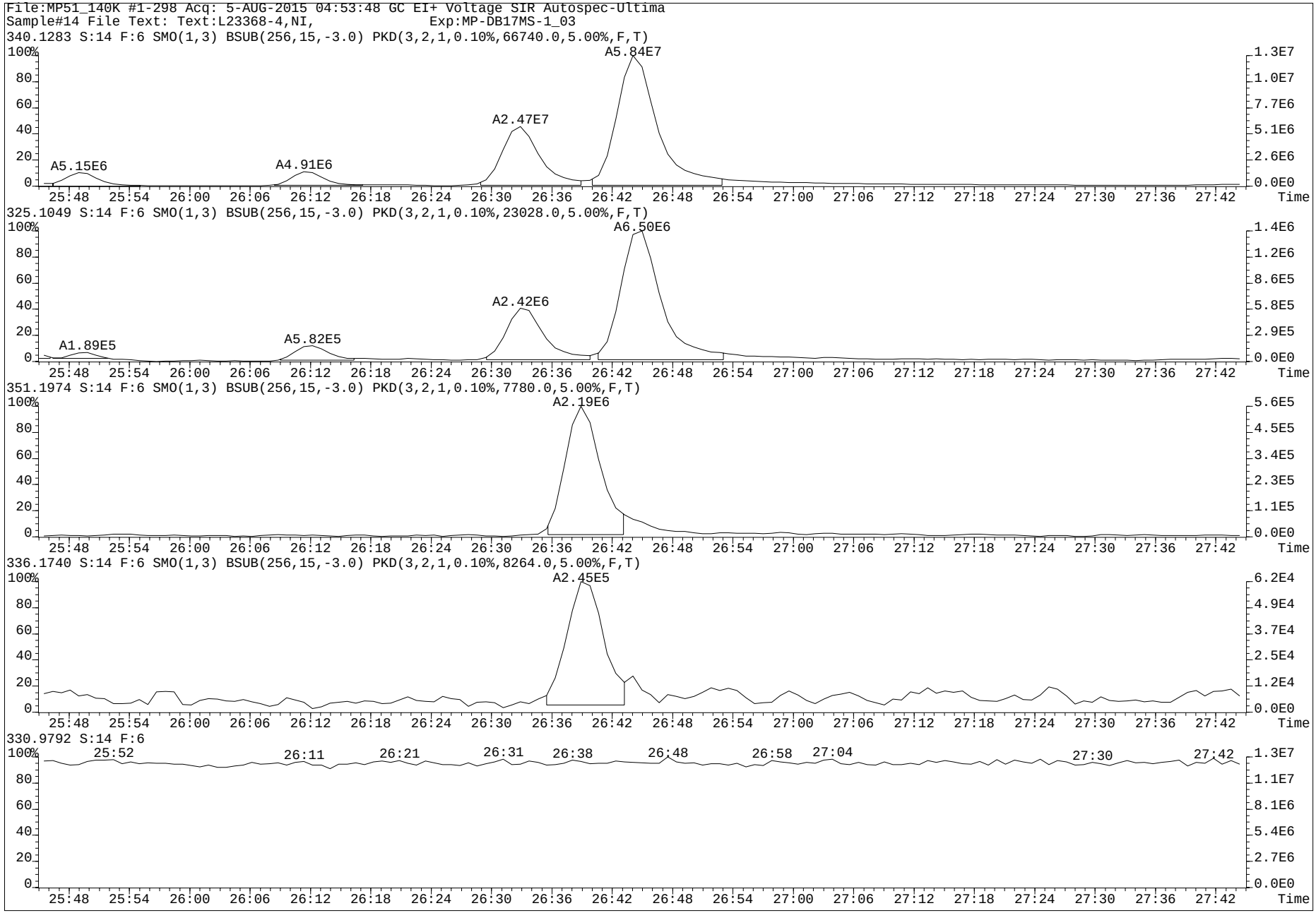
File:MP51_140K #1-298 Acq: 5-AUG-2015 04:53:48 GC EI+ Voltage SIR Autospec-Ultima
Sample#14 File Text: Text:L23368-4,NI, Exp:MP-DB17MS-1_03
340.1283 S:14 F:6 SMO(1,3) BSUB(256,15,-3.0) PKD(3,2,1,0.10%,66740.0,5.00%,F,T)
A5.15E6
A4.91E6
A2.47E7
A5.84E7
325.1049 S:14 F:6 SMO(1,3) BSUB(256,15,-3.0) PKD(3,2,1,0.10%,23028.0,5.00%,F,T)
A1.89E5
A5.82E5
A2.42E6
A6.50E6
351.1974 S:14 F:6 SMO(1,3) BSUB(256,15,-3.0) PKD(3,2,1,0.10%,7780.0,5.00%,F,T)
A2.19E6
336.1740 S:14 F:6 SMO(1,3) BSUB(256,15,-3.0) PKD(3,2,1,0.10%,8264.0,5.00%,F,T)
A2.45E5
330.9792 S:14 F:6
25:52
26:11
26:21
26:31
26:38
26:48
26:58
27:04
27:30
27:42
Time

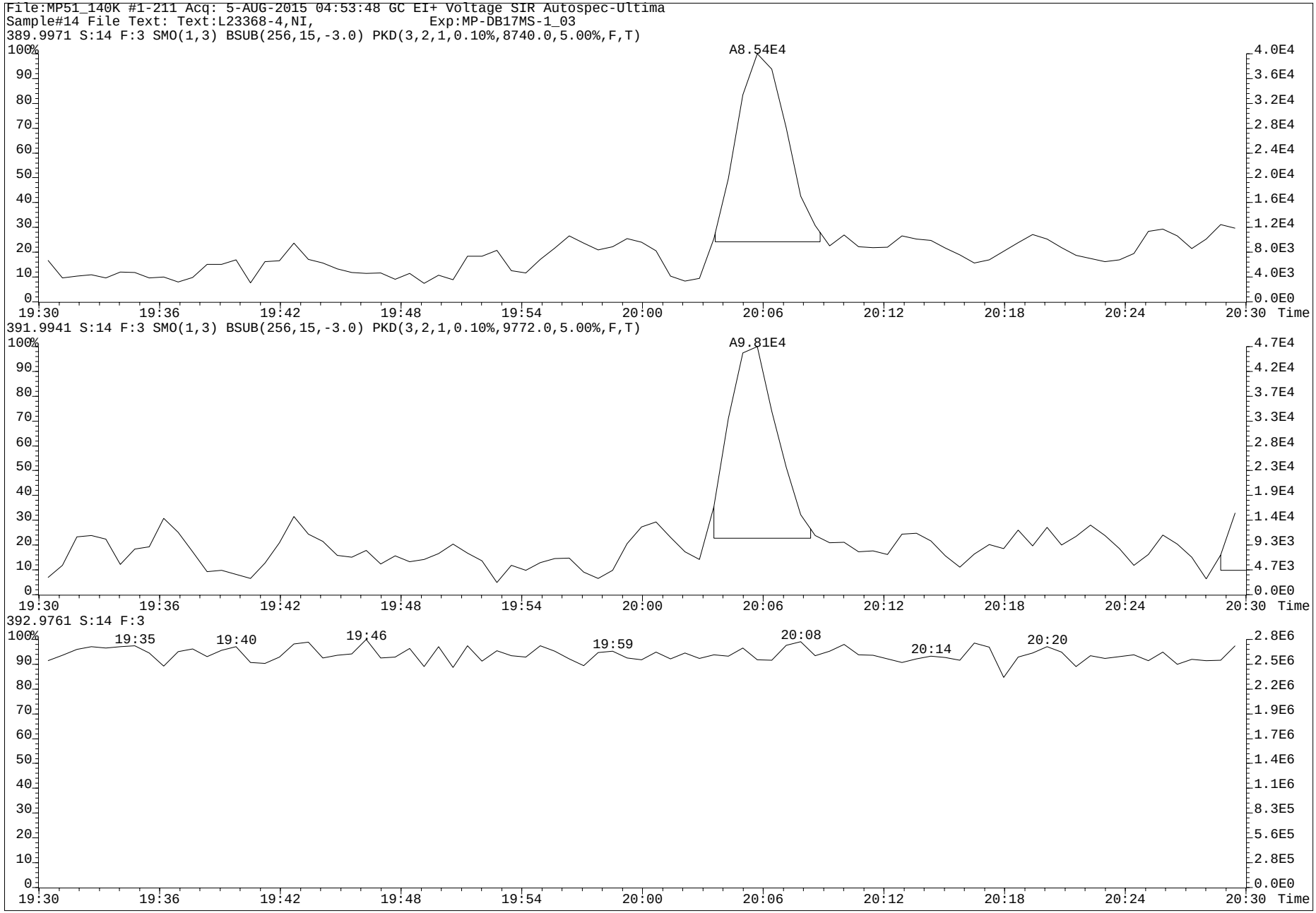
File:MP51_140K #1-211 Acq: 5-AUG-2015 04:53:48 GC EI+ Voltage SIR Autospec-Ultima
Sample#14 File Text: Text:L23368-4,NI, Exp:MP-DB17MS-1_03
389.9971 S:14 F:3 SMO(1,3) BSUB(256,15,-3.0) PKD(3,2,1,0.10%,8740.0,5.00%,F,T)
A8.54E4
391.9941 S:14 F:3 SMO(1,3) BSUB(256,15,-3.0) PKD(3,2,1,0.10%,9772.0,5.00%,F,T)
A9.81E4
392.9761 S:14 F:3
19:35
19:40
19:46
19:59
20:08
20:14
20:20
19:30
19:36
19:42
19:48
19:54
20:00
20:06
20:12
20:18
20:24
20:30
Time

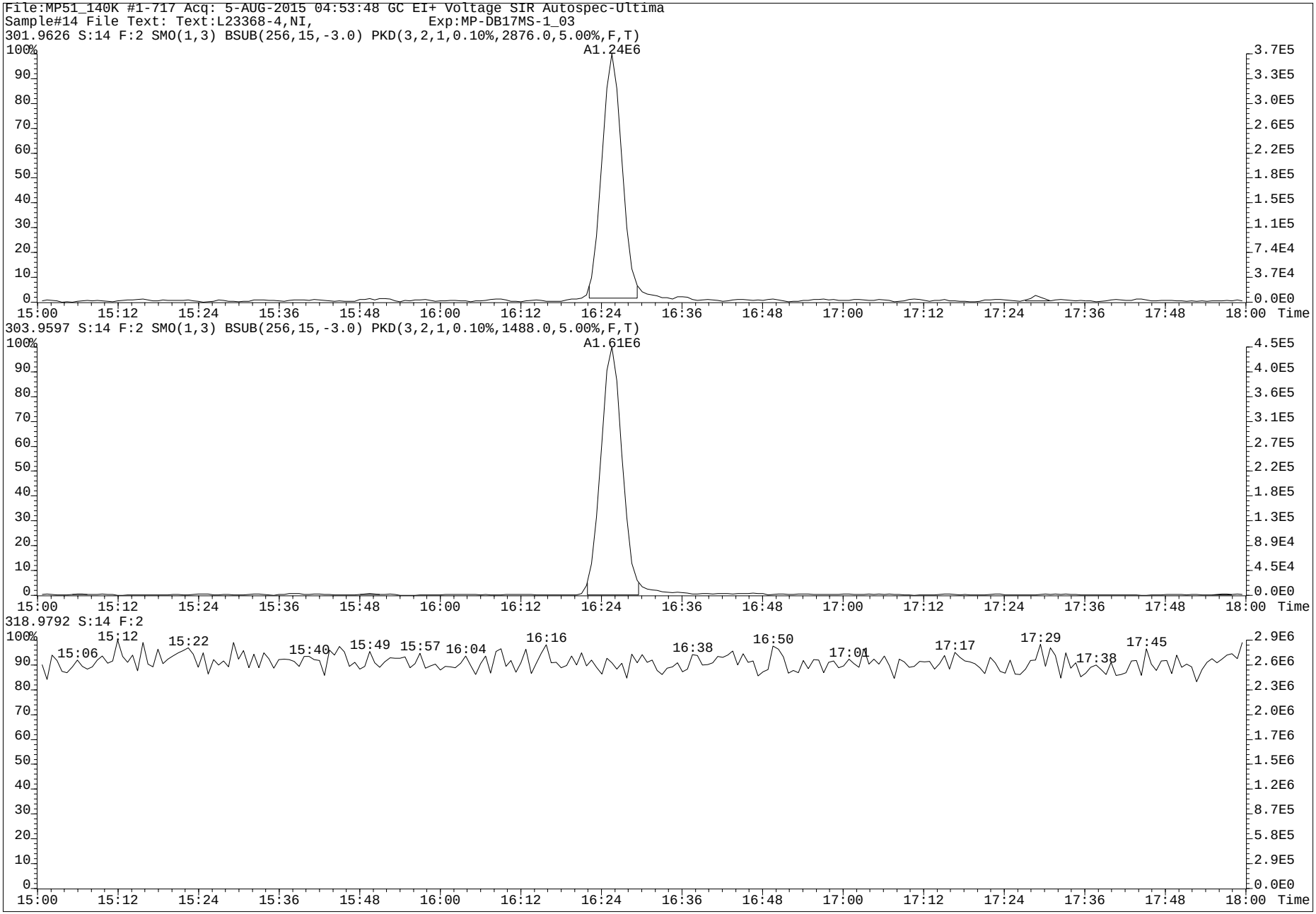
File:MP51_140K #1-717 Acq: 5-AUG-2015 04:53:48 GC EI+ Voltage SIR Autospec-Ultima
Sample#14 File Text: Text:L23368-4,NI, Exp:MP-DB17MS-1_03
301.9626 S:14 F:2 SMO(1,3) BSUB(256,15,-3.0) PKD(3,2,1,0.10%,2876.0,5.00%,F,T)
A1.24E6
303.9597 S:14 F:2 SMO(1,3) BSUB(256,15,-3.0) PKD(3,2,1,0.10%,1488.0,5.00%,F,T)
A1.61E6
318.9792 S:14 F:2
15:06
15:12
15:22
15:40
15:49
15:57
16:04
16:16
16:38
16:50
17:01
17:17
17:29
17:38
17:45
Time

Run #14 Filename MP51_140K S: 11 I: 1 Acquired: 5-AUG-15 03:11:29 Processed: 5-AUG-15 18:43:55
Run: mp51_140j-a Analyte: MP-DB17-S12 Cal: mp51_140j-8a Results: MP51_140J-A Version: V3.6 6-JAN-2000 17:51:42
Sample text: L23368-5,WI3, Comments: 4,WG51828,2.0/800uL
sample size: 4.~~133~~000 + conc units: pg/~~g~~mL total toxicity: 7101.63 F1: 1.0000 F2: 1.0000

	Typ	Name	#Hom	Resp	RA		RT	Conc	Tox #1	DL	Rec	M?
1	Unk	1-OH-Naphthalene	0	*	*	n	NotFnd	*	*	*	-	n
2	Unk	1-OH-Pyrene	1	4.35e+08	5.15	n	20:47	68109.386	6811	339.4015	-	n
3	Unk	3-OH-Chrysene	1	5.60e+06	1.77	n	23:02	820.384	82	749.6102	-	y
4	Unk	3-OH-Benz[a]anthracene	1	2.10e+05	0.78	n	23:13	22.840	11	535.7587	-	y
5	Unk	7,8-OH-Benzo[a]pyrene-C	0	*	*	n	NotFnd	*	*	*	-	n
6	Unk	7,8-OH-Benzo[a]pyrene-T	0	*	*	n	NotFnd	*	*	*	-	n
7	Unk	7,8-OH-Benzo[a]pyrene-3	0	*	*	n	NotFnd	*	*	*	-	n
8	Unk	9-OH-Benzo[a]pyrene	1	9.10e+05	4.32	n	26:29	211.799	21	53.7778	-	y
9	Unk	3-OH-Benzo[a]pyrene	1	3.45e+06	8.52	n	26:43	1760.575	176	152.4815	-	y
10	Unk	7,8-OH-Benzo[a]pyrene-4	0	*	*	n	NotFnd	*	*	*	-	n
11	IS	13C6-1-OH-Naphthalene	0	*	*	n	NotFnd	*	-	0.2425	*	n
12	IS	13C6-1-OH-Pyrene	1	8.11e+07	5.03	n	20:47	11433.165	-	236.0358	94.5	n
13	IS	13C6-1-OH-BAA	1	1.22e+08	3.42	n	22:30	11279.734	-	238.6708	92.5	n
14	IS	13C6-3-OH-Chrysene	1	1.12e+08	2.92	n	23:02	10085.178	-	233.8823	82.5	n
15	IS	D11-3-OH-Benzo[a]pyrene	1	4.04e+07	10.89	n	26:38	5959.008	-	35.8066	49.5	n
16	IS	13C-CL4-OH-PCB-79	1	7.02e+05	0.79	y	20:06	936.595	-	318.1243	38.7	y
17	IS	13C-CL4-PCB-79	1	8.02e+04	10.66	n	17:30	*	-	*	Div0	n
18	RS	13C-CL4-PCB-81	1	1.01e+07	0.80	y	16:25	1.950	-	-	-	n
19	Tot	Fn1 Lock	-	-			-	-	-	-	-	n
20	Tot	Fn2 Lock	-	-			-	-	-	-	-	n
21	Tot	Fn3 Lock	-	-			-	-	-	-	-	n
22	Tot	Fn4 Lock	-	-			-	-	-	-	-	n
23	Tot	Fn4 Lock	-	-			-	-	-	-	-	n
24	Tot	Fn5 Lock	-	-			-	-	-	-	-	n
25	Tot	Fn6 Lock	-	-			-	-	-	-	-	n

x conc. & DL by 1.033

• lost lock.

PV AS 8-AUG-2015

SU by MW
12-Aug-2015

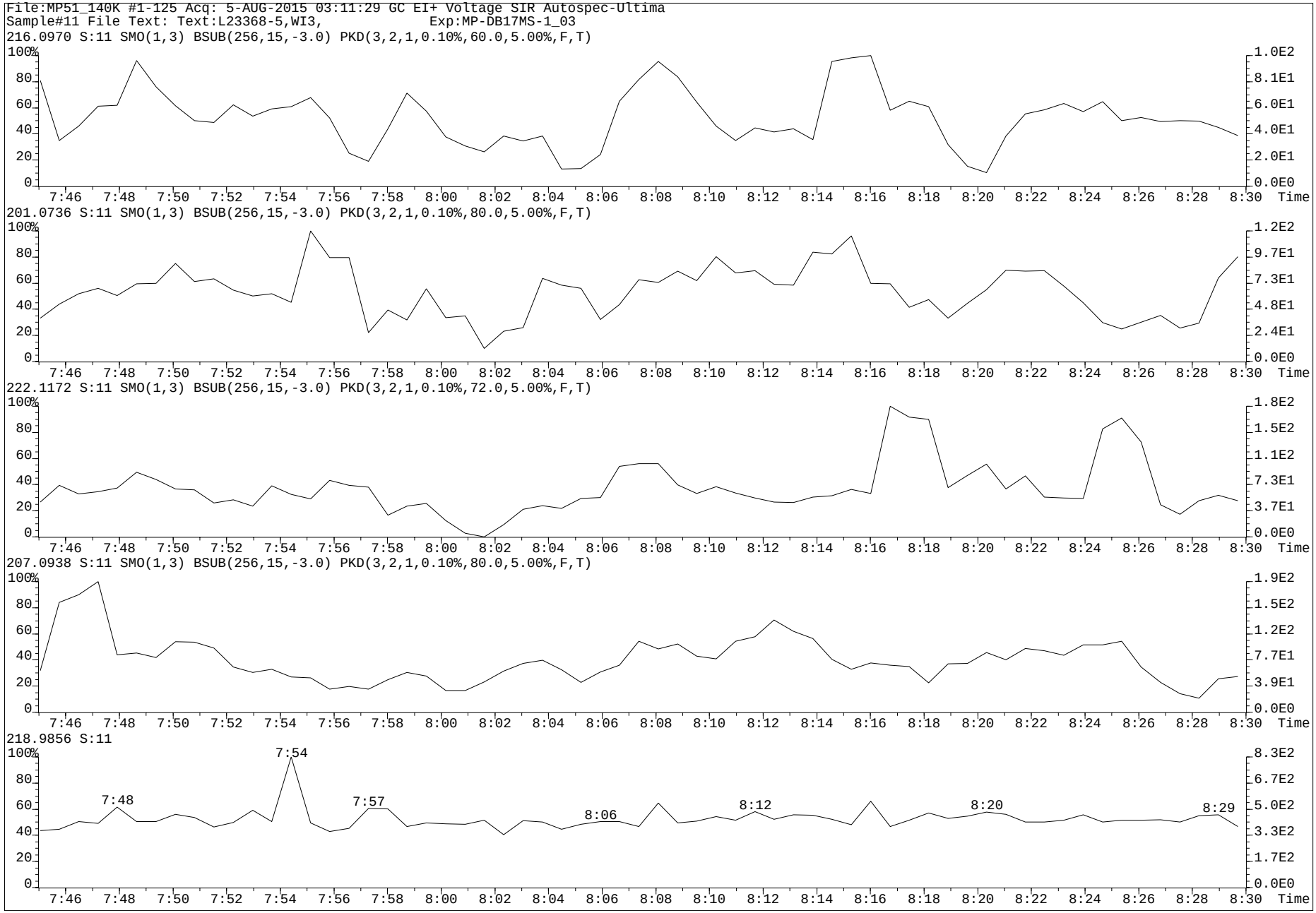
File:MP51_140K #1-125 Acq: 5-AUG-2015 03:11:29 GC EI+ Voltage SIR Autospec-Ultima
Sample#11 File Text: Text:L23368-5,WI3, Exp:MP-DB17MS-1_03
216.0970 S:11 SMO(1,3) BSUB(256,15,-3.0) PKD(3,2,1,0.10%,60.0,5.00%,F,T)
201.0736 S:11 SMO(1,3) BSUB(256,15,-3.0) PKD(3,2,1,0.10%,80.0,5.00%,F,T)
222.1172 S:11 SMO(1,3) BSUB(256,15,-3.0) PKD(3,2,1,0.10%,72.0,5.00%,F,T)
207.0938 S:11 SMO(1,3) BSUB(256,15,-3.0) PKD(3,2,1,0.10%,80.0,5.00%,F,T)
218.9856 S:11
7:48
7:54
7:57
8:06
8:12
8:20
8:29
Time

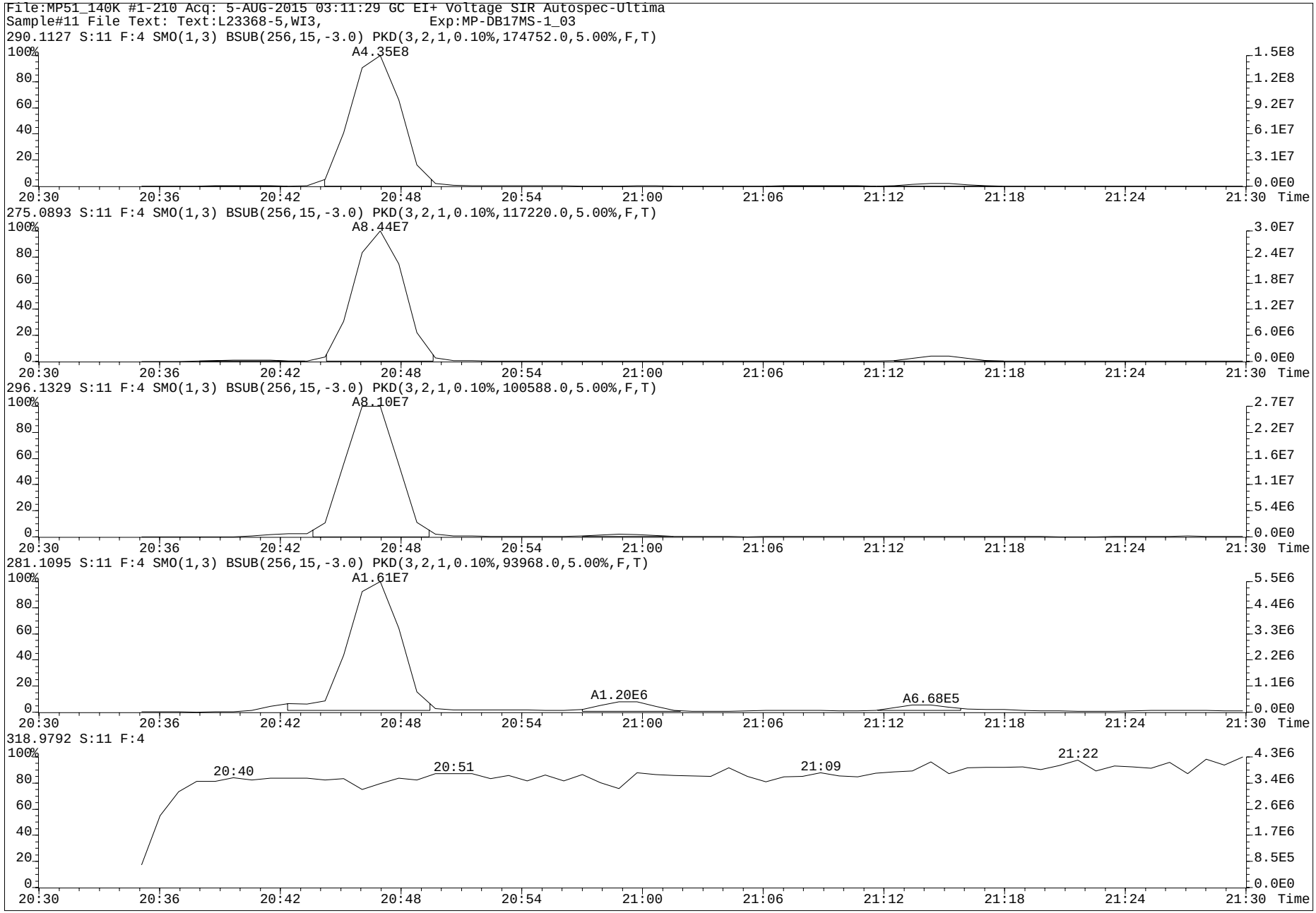
File:MP51_140K #1-210 Acq: 5-AUG-2015 03:11:29 GC EI+ Voltage SIR Autospec-Ultima
Sample#11 File Text: Text:L23368-5,WI3, Exp:MP-DB17MS-1_03
290.1127 S:11 F:4 SMO(1,3) BSUB(256,15,-3.0) PKD(3,2,1,0.10%,174752.0,5.00%,F,T)
A4.35E8
275.0893 S:11 F:4 SMO(1,3) BSUB(256,15,-3.0) PKD(3,2,1,0.10%,117220.0,5.00%,F,T)
A8.44E7
296.1329 S:11 F:4 SMO(1,3) BSUB(256,15,-3.0) PKD(3,2,1,0.10%,100588.0,5.00%,F,T)
A8.10E7
281.1095 S:11 F:4 SMO(1,3) BSUB(256,15,-3.0) PKD(3,2,1,0.10%,93968.0,5.00%,F,T)
A1.61E7
A1.20E6
A6.68E5
318.9792 S:11 F:4
20:40
20:51
21:09
21:22
Time

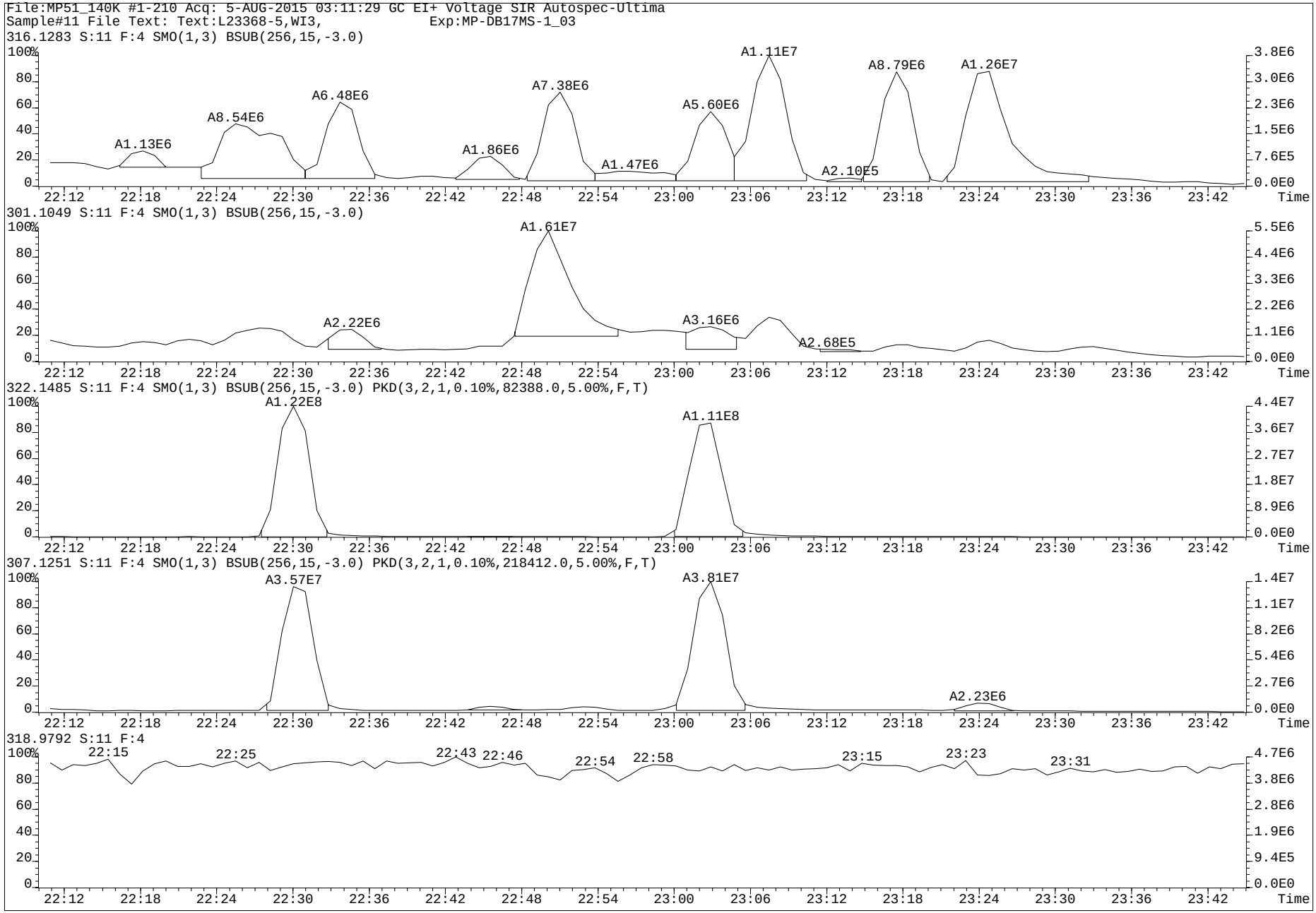
File:MP51_140K #1-210 Acq: 5-AUG-2015 03:11:29 GC EI+ Voltage SIR Autospec-Ultima
Sample#11 File Text: Text:L23368-5,WI3, Exp:MP-DB17MS-1_03
316.1283 S:11 F:4 SMO(1,3) BSUB(256,15,-3.0)
A1.13E6
A8.54E6
A6.48E6
A1.86E6
A7.38E6
A1.47E6
A5.60E6
A1.11E7
A2.10E5
A8.79E6
A1.26E7
301.1049 S:11 F:4 SMO(1,3) BSUB(256,15,-3.0)
A2.22E6
A1.61E7
A3.16E6
A2.68E5
322.1485 S:11 F:4 SMO(1,3) BSUB(256,15,-3.0) PKD(3,2,1,0.10%,82388.0,5.00%,F,T)
A1.22E8
A1.11E8
307.1251 S:11 F:4 SMO(1,3) BSUB(256,15,-3.0) PKD(3,2,1,0.10%,218412.0,5.00%,F,T)
A3.57E7
A3.81E7
A2.23E6
318.9792 S:11 F:4
22:15
22:25
22:43
22:46
22:54
22:58
23:15
23:23
23:31
Time

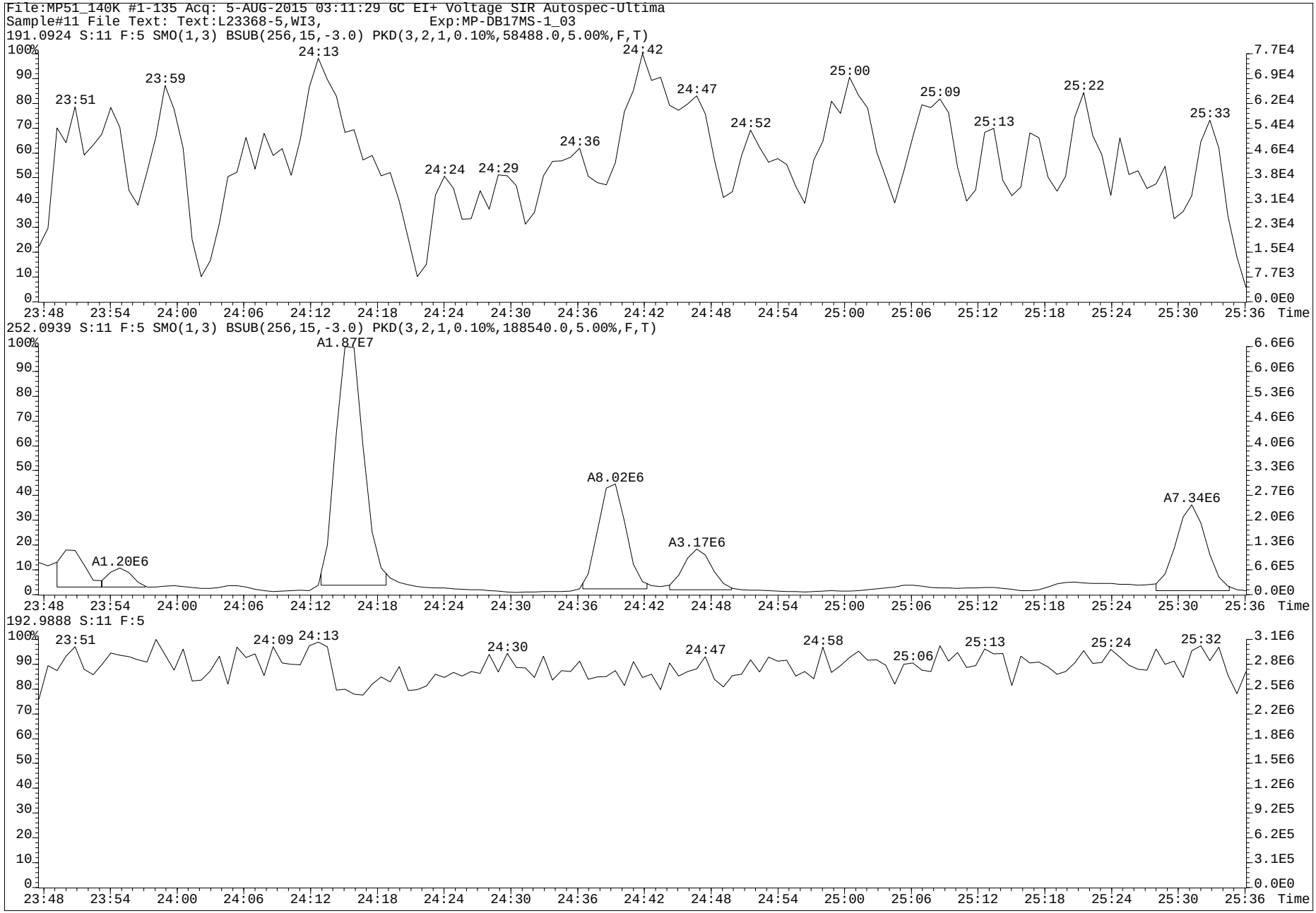
File:MP51_140K #1-135 Acq: 5-AUG-2015 03:11:29 GC EI+ Voltage SIR Autospec-Ultima
Sample#11 File Text: Text:L23368-5,WI3, Exp:MP-DB17MS-1_03
191.0924 S:11 F:5 SMO(1,3) BSUB(256,15,-3.0) PKD(3,2,1,0.10%,58488.0,5.00%,F,T)
23:51
23:59
24:13
24:24
24:29
24:36
24:42
24:47
24:52
25:00
25:09
25:13
25:22
25:33
252.0939 S:11 F:5 SMO(1,3) BSUB(256,15,-3.0) PKD(3,2,1,0.10%,188540.0,5.00%,F,T)
A1.87E7
A8.02E6
A7.34E6
A3.17E6
A1.20E6
192.9888 S:11 F:5
23:51
24:09
24:13
24:30
24:47
24:58
25:06
25:13
25:24
25:32
Time

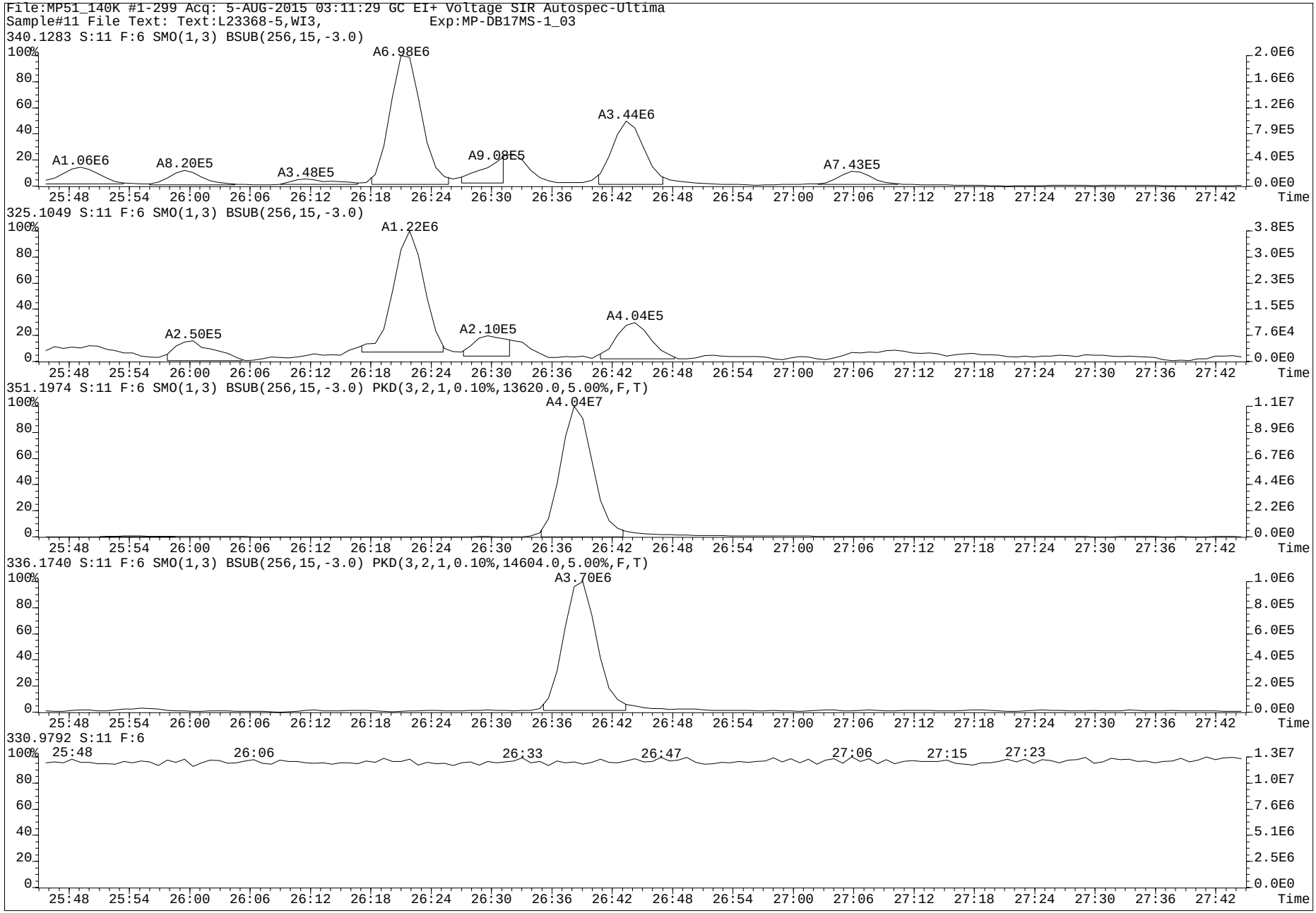
File:MP51_140K #1-299 Acq: 5-AUG-2015 03:11:29 GC EI+ Voltage SIR Autospec-Ultima
Sample#11 File Text: Text:L23368-5,WI3, Exp:MP-DB17MS-1_03
340.1283 S:11 F:6 SMO(1,3) BSUB(256,15,-3.0)
A6.98E6
A3.44E6
A1.06E6
A8.20E5
A3.48E5
A9.08E5
A7.43E5
325.1049 S:11 F:6 SMO(1,3) BSUB(256,15,-3.0)
A1.22E6
A2.50E5
A2.10E5
A4.04E5
351.1974 S:11 F:6 SMO(1,3) BSUB(256,15,-3.0) PKD(3,2,1,0.10%,13620.0,5.00%,F,T)
A4.04E7
336.1740 S:11 F:6 SMO(1,3) BSUB(256,15,-3.0) PKD(3,2,1,0.10%,14604.0,5.00%,F,T)
A3.70E6
330.9792 S:11 F:6
25:48
26:06
26:33
26:47
27:06
27:15
27:23
Time

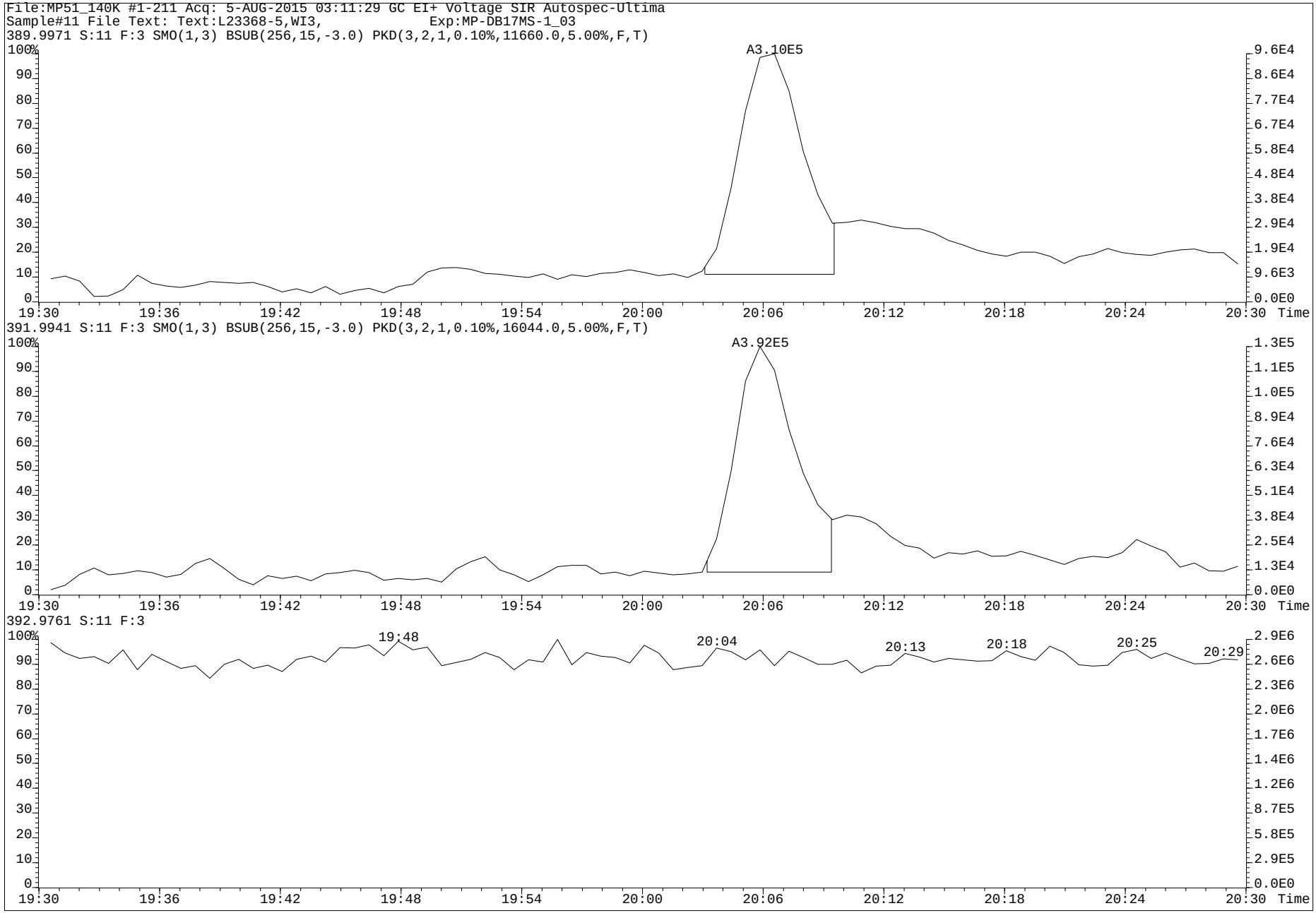
File:MP51_140K #1-211 Acq: 5-AUG-2015 03:11:29 GC EI+ Voltage SIR Autospec-Ultima
Sample#11 File Text: Text:L23368-5,WI3, Exp:MP-DB17MS-1_03
389.9971 S:11 F:3 SMO(1,3) BSUB(256,15,-3.0) PKD(3,2,1,0.10%,11660.0,5.00%,F,T)
A3.10E5
391.9941 S:11 F:3 SMO(1,3) BSUB(256,15,-3.0) PKD(3,2,1,0.10%,16044.0,5.00%,F,T)
A3.92E5
392.9761 S:11 F:3
19:48
20:04
20:13
20:18
20:25
20:29
19:30 19:36 19:42 19:48 19:54 20:00 20:06 20:12 20:18 20:24 20:30 Time

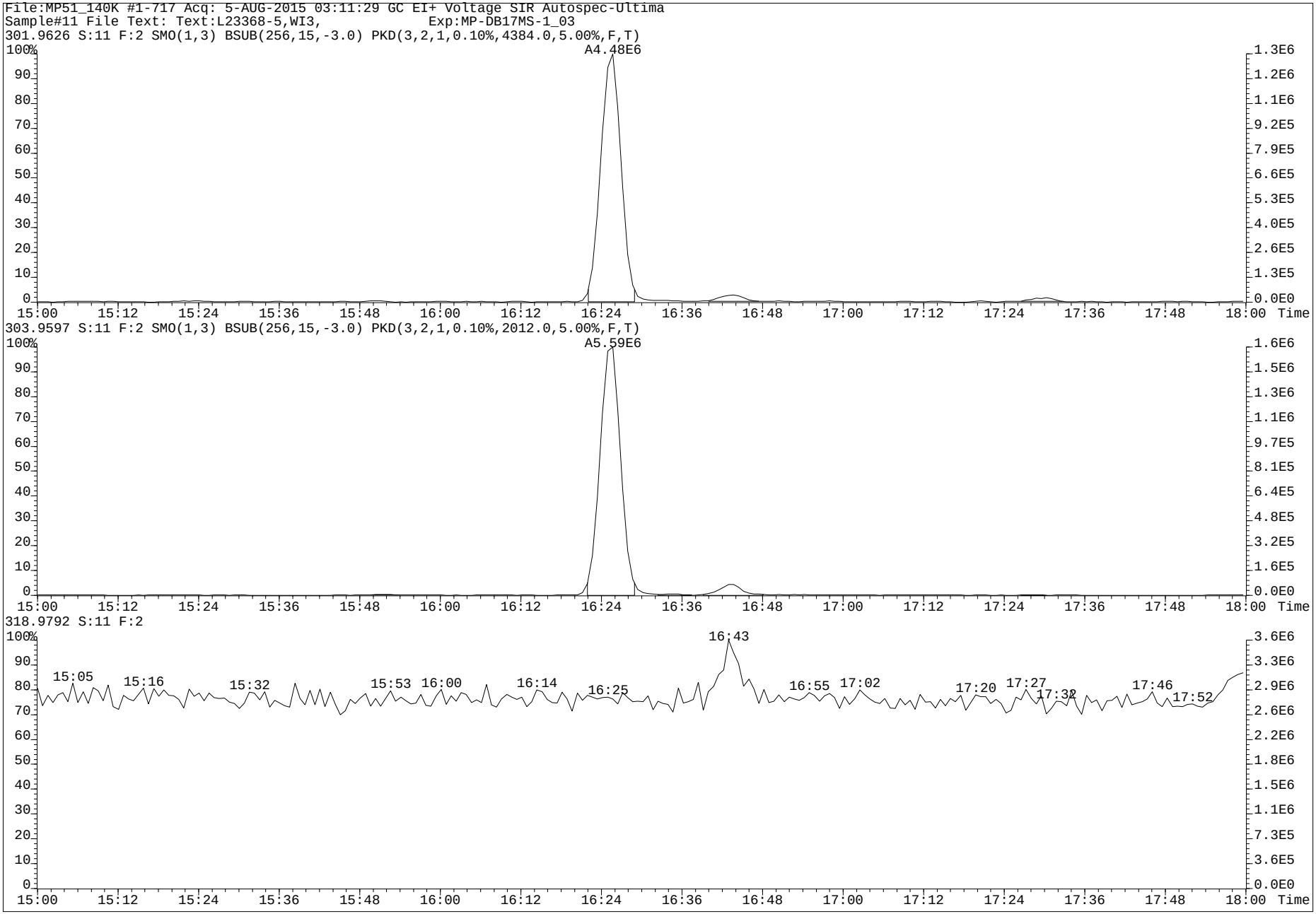
File:MP51_140K #1-717 Acq: 5-AUG-2015 03:11:29 GC EI+ Voltage SIR Autospec-Ultima
Sample#11 File Text: Text:L23368-5,WI3, Exp:MP-DB17MS-1_03
301.9626 S:11 F:2 SMO(1,3) BSUB(256,15,-3.0) PKD(3,2,1,0.10%,4384.0,5.00%,F,T)
A4.48E6
303.9597 S:11 F:2 SMO(1,3) BSUB(256,15,-3.0) PKD(3,2,1,0.10%,2012.0,5.00%,F,T)
A5.59E6
318.9792 S:11 F:2
15:05
15:16
15:32
15:53
16:00
16:14
16:25
16:43
16:55
17:02
17:20
17:27
17:32
17:46
17:52
Time

Run #13 Filename MP51_135A S: 8 I: 1 Acquired: 20-JUL-15 17:54:15 Processed: 21-JUL-15 12:26:06
Run: mp51_135A-A Analyte: MP-DB17-S12 Cal: mp51_134-8A Results: mp51_135a-a Version: V3.6 6-JAN-2000 17:51:42
Sample text: WG51828-101,I,BLK Comments: 1,WG51828,2.0/200uL
sample size: 4.000000 conc units: pg/~~g~~ml total toxicity: 1599.98 F1: 1.0000 F2: 1.0000

	Typ	Name	#Hom	Resp	RA		RT	Conc	Tox #1	DL	Rec	M?
1	Unk	1-OH-Naphthalene	1	1.13e+08	1.31	n	8:13	3820.687	382	56.9748	-	n
2	Unk	1-OH-Pyrene	1	4.57e+08	2.77	n	20:45	12179.133	1218	40.3270	-	n
3	Unk	3-OH-Chrysene	0	*	*	n	NotFnd	*	*	89.1766	-	n
4	Unk	3-OH-Benz[a]anthracene	0	*	*	n	NotFnd	*	*	53.4950	-	n
5	Unk	7,8-OH-Benzo[a]pyrene-C	0	*	*	n	NotFnd	*	*	*	-	n
6	Unk	7,8-OH-Benzo[a]pyrene-T	0	*	*	n	NotFnd	*	*	*	-	n
7	Unk	7,8-OH-Benzo[a]pyrene-3	0	*	*	n	NotFnd	*	*	*	-	n
8	Unk	9-OH-Benzo[a]pyrene	0	*	*	n	NotFnd	*	*	20.6143	-	n
9	Unk	3-OH-Benzo[a]pyrene	0	*	*	n	NotFnd	*	*	94.5611	-	n
10	Unk	7,8-OH-Benzo[a]pyrene-4	0	*	*	n	NotFnd	*	*	*	-	n
11	IS	13C6-1-OH-Naphthalene	1	3.07e+08	1.15	n	8:13	8734.964	-	57.8018	69.9	n
12	IS	13C6-1-OH-Pyrene	1	4.63e+08	2.78	n	20:45	9704.123	-	30.5350	77.6	n
13	IS	13C6-1-OH-BAA	1	3.10e+08	2.23	n	22:29	8388.227	-	6.2550	66.6	n
14	IS	13C6-3-OH-Chrysene	1	2.59e+08	1.75	n	23:02	6166.738	-	5.5230	48.8	n
15	IS	D11-3-OH-Benzo[a]pyrene	1	6.70e+07	5.92	n	26:44	3672.052	-	11.4217	29.5	n
16	IS	13C-CL4-OH-PCB-79	1	5.41e+06	0.78	y	20:04	819.167	-	49.9373	32.8	n
17	IS	13C-CL4-PCB-79	0	*	*	n	NotFnd	*	-	*	Div0	n
18	RS	13C-CL4-PCB-81	1	7.84e+07	0.78	y	16:27	6.198	-	-	-	n
19	Tot	Fn1 Lock	-	-			-	-	-	-	-	n
20	Tot	Fn2 Lock	-	-			-	-	-	-	-	n
21	Tot	Fn3 Lock	-	-			-	-	-	-	-	n
22	Tot	Fn4 Lock	-	-			-	-	-	-	-	n
23	Tot	Fn4 Lock	-	-			-	-	-	-	-	n
24	Tot	Fn5 Lock	-	-			-	-	-	-	-	n
25	Tot	Fn6 Lock	-	-			-	-	-	-	-	n

PV AS 8-AUG-2015

SV by MW
12-Aug-2015

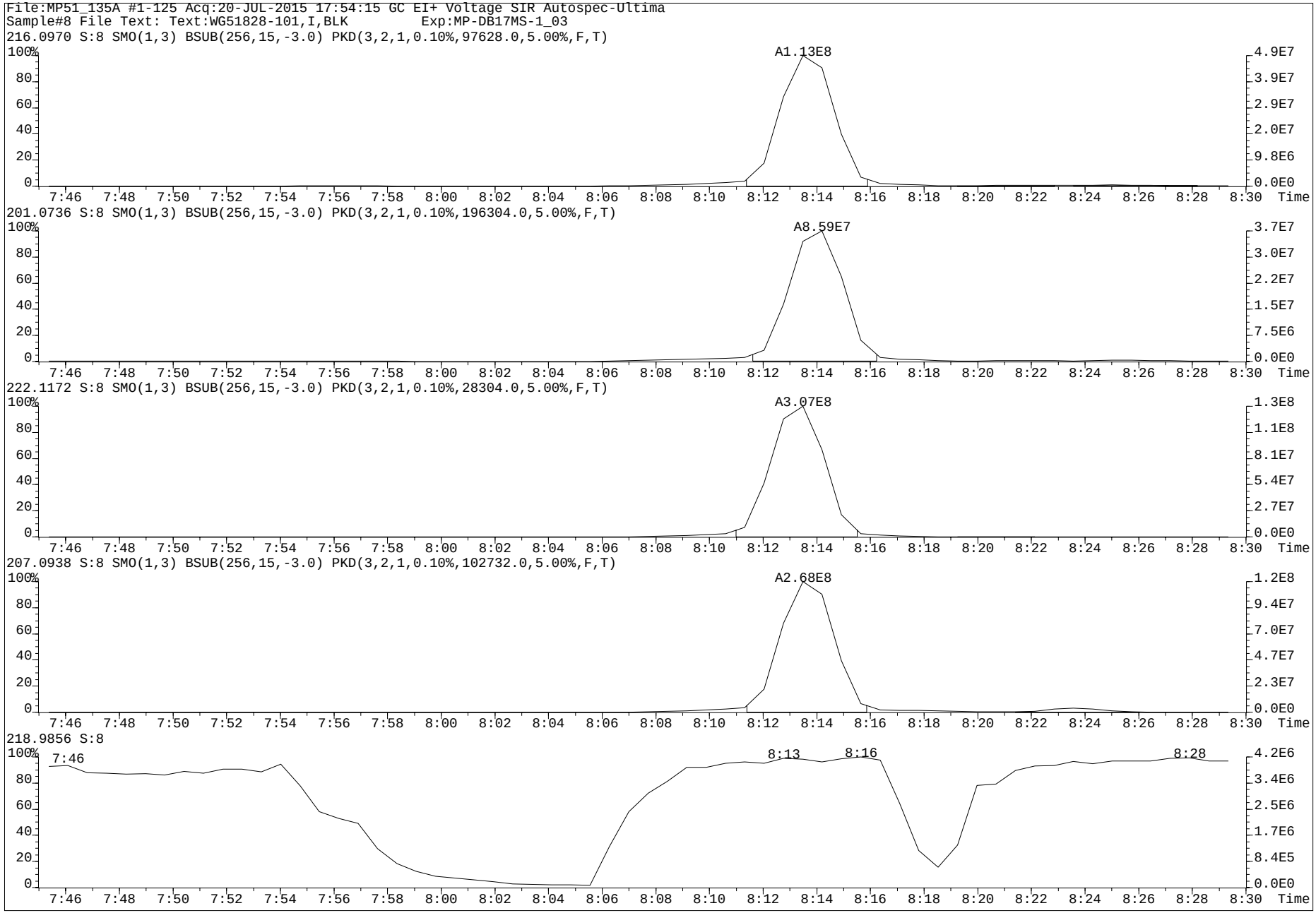
File:MP51_135A #1-125 Acq:20-JUL-2015 17:54:15 GC EI+ Voltage SIR Autospec-Ultima
Sample#8 File Text: Text:WG51828-101,I,BLK Exp:MP-DB17MS-1_03
216.0970 S:8 SMO(1,3) BSUB(256,15,-3.0) PKD(3,2,1,0.10%,97628.0,5.00%,F,T)
A1.13E8
201.0736 S:8 SMO(1,3) BSUB(256,15,-3.0) PKD(3,2,1,0.10%,196304.0,5.00%,F,T)
A8.59E7
222.1172 S:8 SMO(1,3) BSUB(256,15,-3.0) PKD(3,2,1,0.10%,28304.0,5.00%,F,T)
A3.07E8
207.0938 S:8 SMO(1,3) BSUB(256,15,-3.0) PKD(3,2,1,0.10%,102732.0,5.00%,F,T)
A2.68E8
218.9856 S:8
7:46
8:13
8:16
8:28
Time

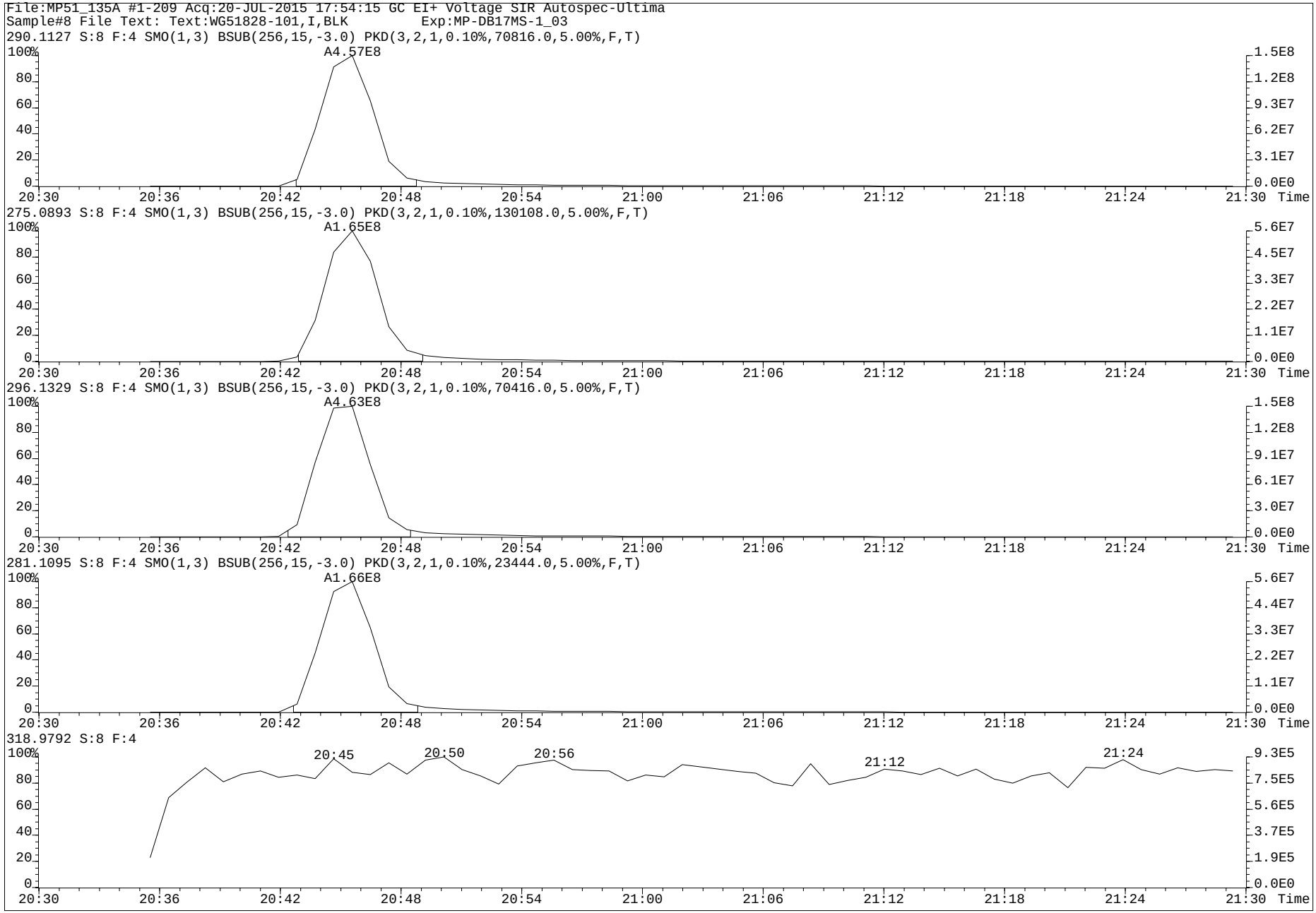
File:MP51_135A #1-209 Acq:20-JUL-2015 17:54:15 GC EI+ Voltage SIR Autospec-Ultima
Sample#8 File Text: Text:WG51828-101,I,BLK Exp:MP-DB17MS-1_03
290.1127 S:8 F:4 SMO(1,3) BSUB(256,15,-3.0) PKD(3,2,1,0.10%,70816.0,5.00%,F,T)
A4.57E8
275.0893 S:8 F:4 SMO(1,3) BSUB(256,15,-3.0) PKD(3,2,1,0.10%,130108.0,5.00%,F,T)
A1.65E8
296.1329 S:8 F:4 SMO(1,3) BSUB(256,15,-3.0) PKD(3,2,1,0.10%,70416.0,5.00%,F,T)
A4.63E8
281.1095 S:8 F:4 SMO(1,3) BSUB(256,15,-3.0) PKD(3,2,1,0.10%,23444.0,5.00%,F,T)
A1.66E8
318.9792 S:8 F:4
20:45
20:50
20:56
21:12
21:24
Time

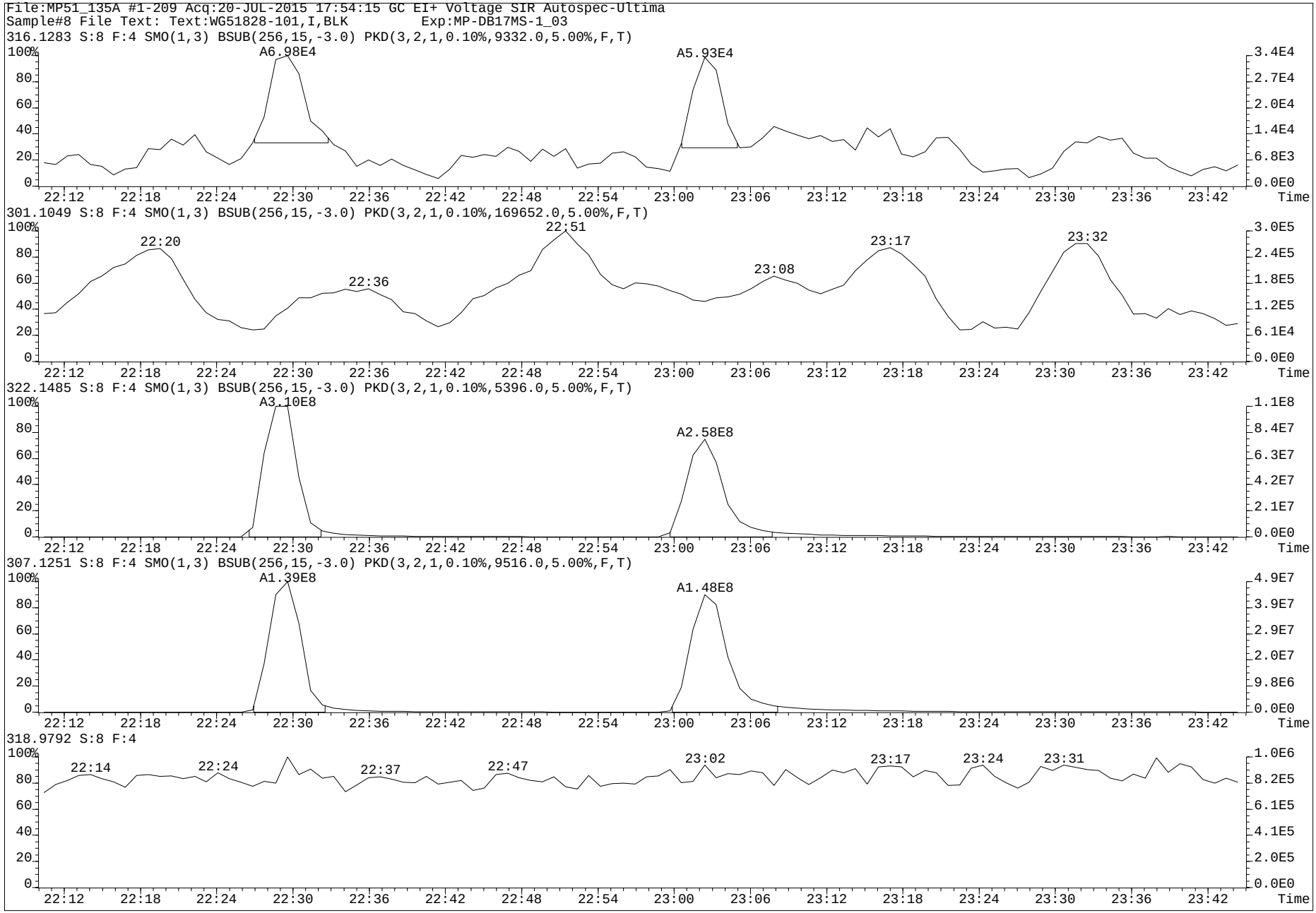
File:MP51_135A #1-209 Acq:20-JUL-2015 17:54:15 GC EI+ Voltage SIR Autospec-Ultima
Sample#8 File Text: Text:WG51828-101,I,BLK Exp:MP-DB17MS-1_03
316.1283 S:8 F:4 SMO(1,3) BSUB(256,15,-3.0) PKD(3,2,1,0.10%,9332.0,5.00%,F,T)
A6.98E4
A5.93E4
301.1049 S:8 F:4 SMO(1,3) BSUB(256,15,-3.0) PKD(3,2,1,0.10%,169652.0,5.00%,F,T)
22:20
22:36
22:51
23:08
23:17
23:32
322.1485 S:8 F:4 SMO(1,3) BSUB(256,15,-3.0) PKD(3,2,1,0.10%,5396.0,5.00%,F,T)
A3.10E8
A2.58E8
307.1251 S:8 F:4 SMO(1,3) BSUB(256,15,-3.0) PKD(3,2,1,0.10%,9516.0,5.00%,F,T)
A1.39E8
A1.48E8
318.9792 S:8 F:4
22:14
22:24
22:37
22:47
23:02
23:17
23:24
23:31
Time

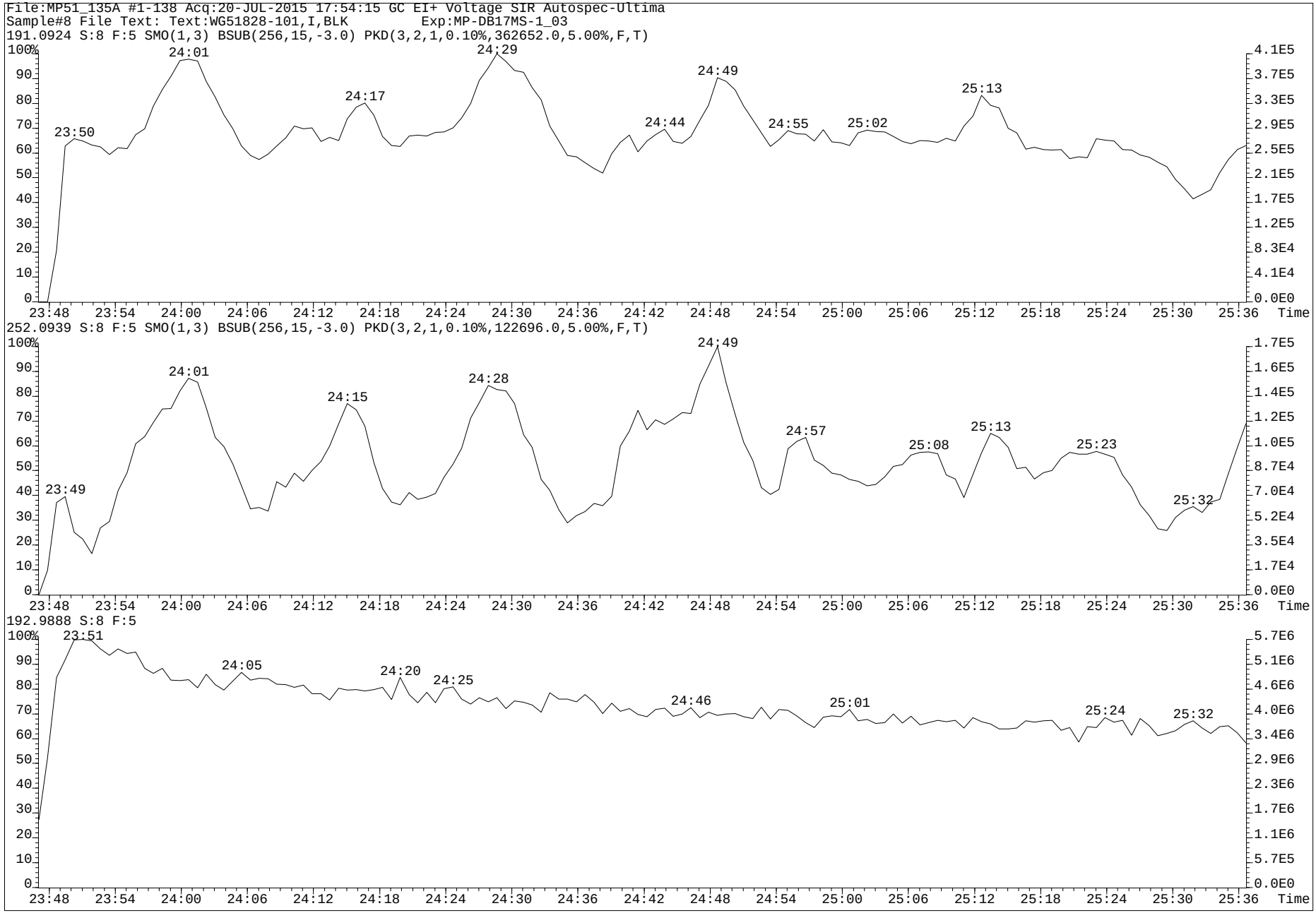
File:MP51_135A #1-138 Acq:20-JUL-2015 17:54:15 GC EI+ Voltage SIR Autospec-Ultima
Sample#8 File Text: Text:WG51828-101,I,BLK Exp:MP-DB17MS-1_03
191.0924 S:8 F:5 SMO(1,3) BSUB(256,15,-3.0) PKD(3,2,1,0.10%,362652.0,5.00%,F,T)
23:50
24:01
24:17
24:29
24:44
24:49
24:55
25:02
25:13
252.0939 S:8 F:5 SMO(1,3) BSUB(256,15,-3.0) PKD(3,2,1,0.10%,122696.0,5.00%,F,T)
23:49
24:01
24:15
24:28
24:49
24:57
25:08
25:13
25:23
25:32
192.9888 S:8 F:5
23:51
24:05
24:20
24:25
24:46
25:01
25:24
25:32
Time

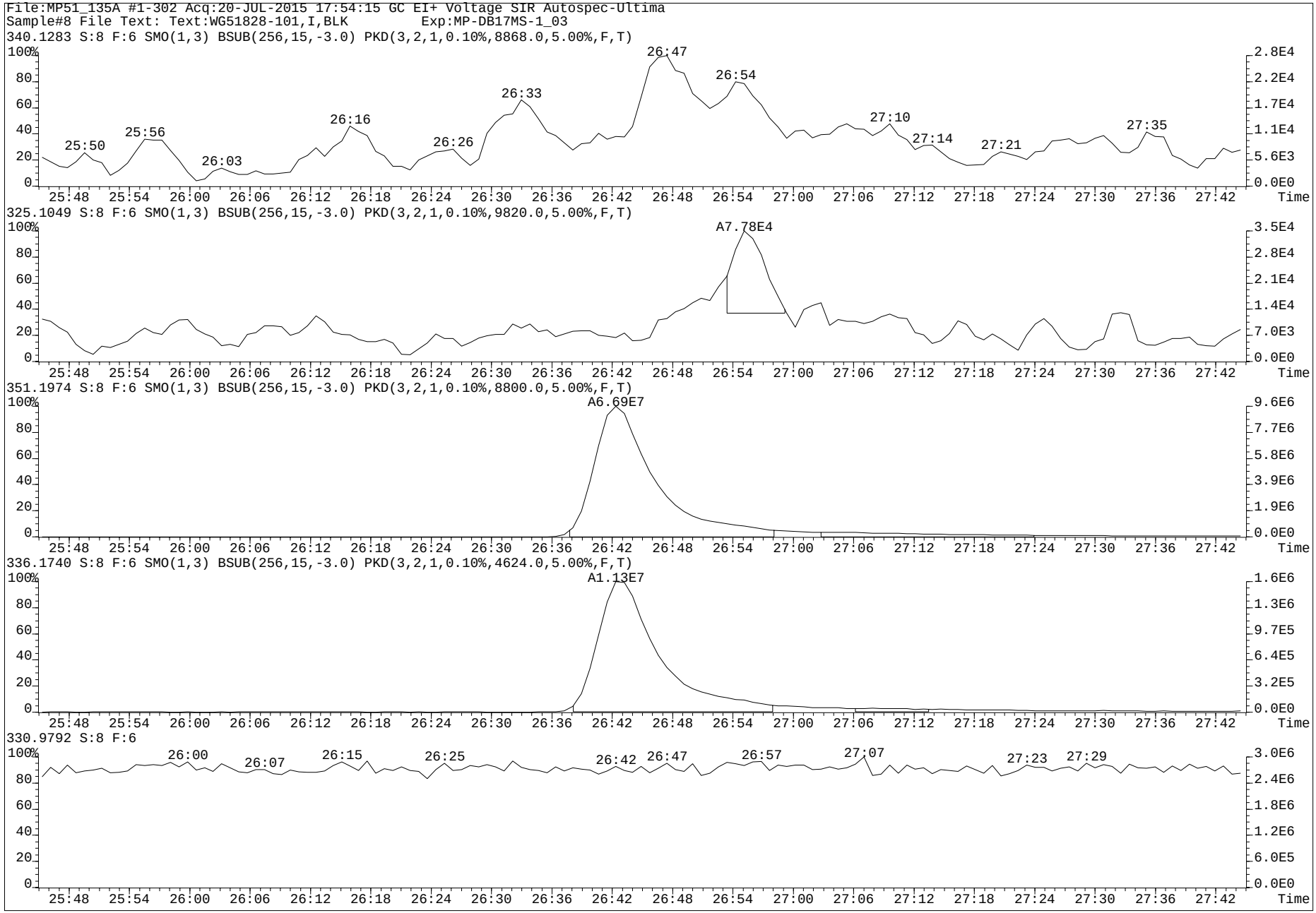
File:MP51_135A #1-302 Acq:20-JUL-2015 17:54:15 GC EI+ Voltage SIR Autospec-Ultima
Sample#8 File Text: Text:WG51828-101,I,BLK Exp:MP-DB17MS-1_03
340.1283 S:8 F:6 SMO(1,3) BSUB(256,15,-3.0) PKD(3,2,1,0.10%,8868.0,5.00%,F,T)
25:50
25:56
26:03
26:16
26:26
26:33
26:47
26:54
27:10
27:14
27:21
27:35
325.1049 S:8 F:6 SMO(1,3) BSUB(256,15,-3.0) PKD(3,2,1,0.10%,9820.0,5.00%,F,T)
A7.78E4
351.1974 S:8 F:6 SMO(1,3) BSUB(256,15,-3.0) PKD(3,2,1,0.10%,8800.0,5.00%,F,T)
A6.69E7
336.1740 S:8 F:6 SMO(1,3) BSUB(256,15,-3.0) PKD(3,2,1,0.10%,4624.0,5.00%,F,T)
A1.13E7
330.9792 S:8 F:6
26:00
26:07
26:15
26:25
26:42
26:47
26:57
27:07
27:23
27:29
Time

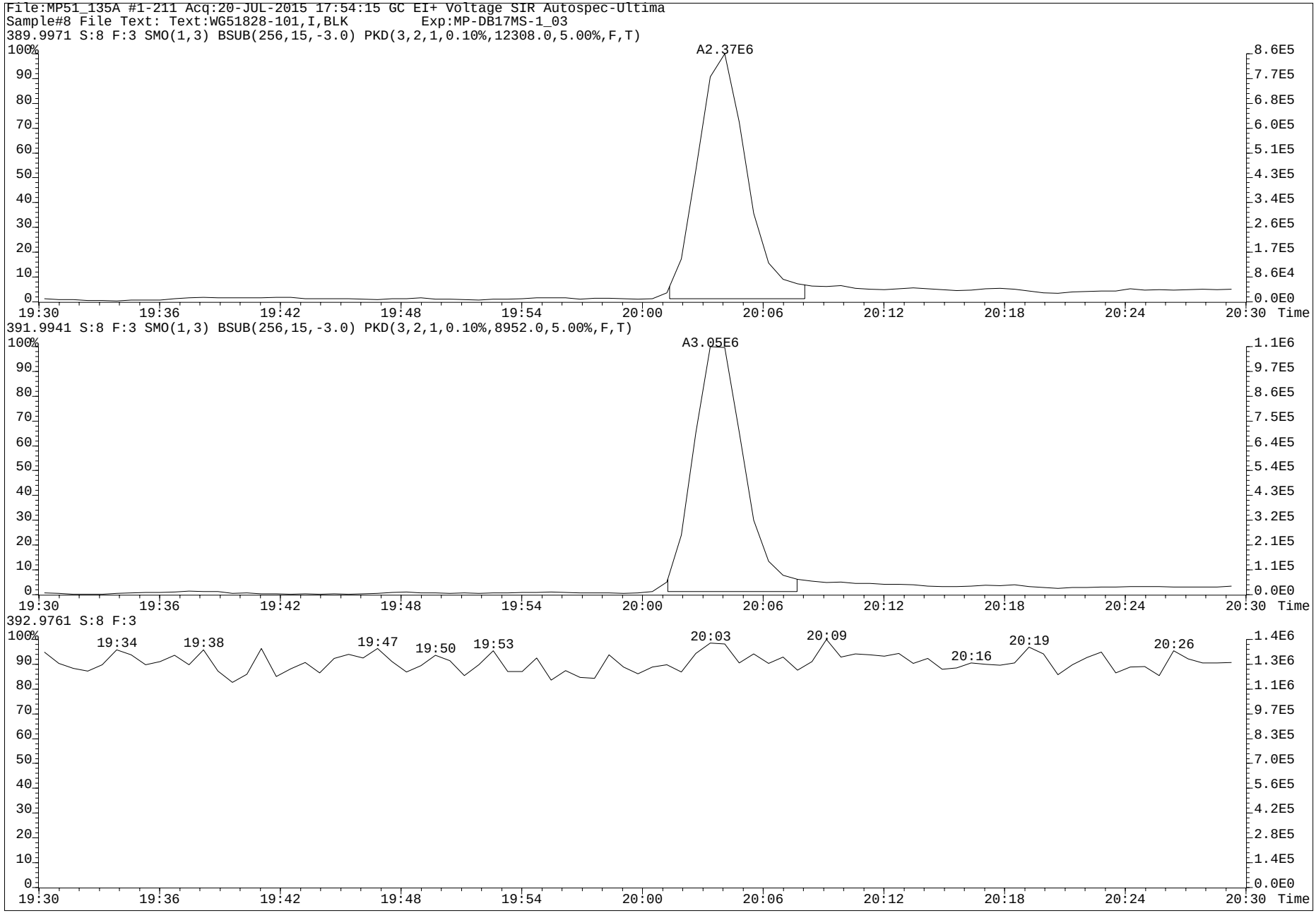
File:MP51_135A #1-211 Acq:20-JUL-2015 17:54:15 GC EI+ Voltage SIR Autospec-Ultima
Sample#8 File Text: Text:WG51828-101,I,BLK Exp:MP-DB17MS-1_03
389.9971 S:8 F:3 SMO(1,3) BSUB(256,15,-3.0) PKD(3,2,1,0.10%,12308.0,5.00%,F,T)
A2.37E6
391.9941 S:8 F:3 SMO(1,3) BSUB(256,15,-3.0) PKD(3,2,1,0.10%,8952.0,5.00%,F,T)
A3.05E6
392.9761 S:8 F:3
19:34
19:38
19:47
19:50
19:53
20:03
20:09
20:16
20:19
20:26
Time

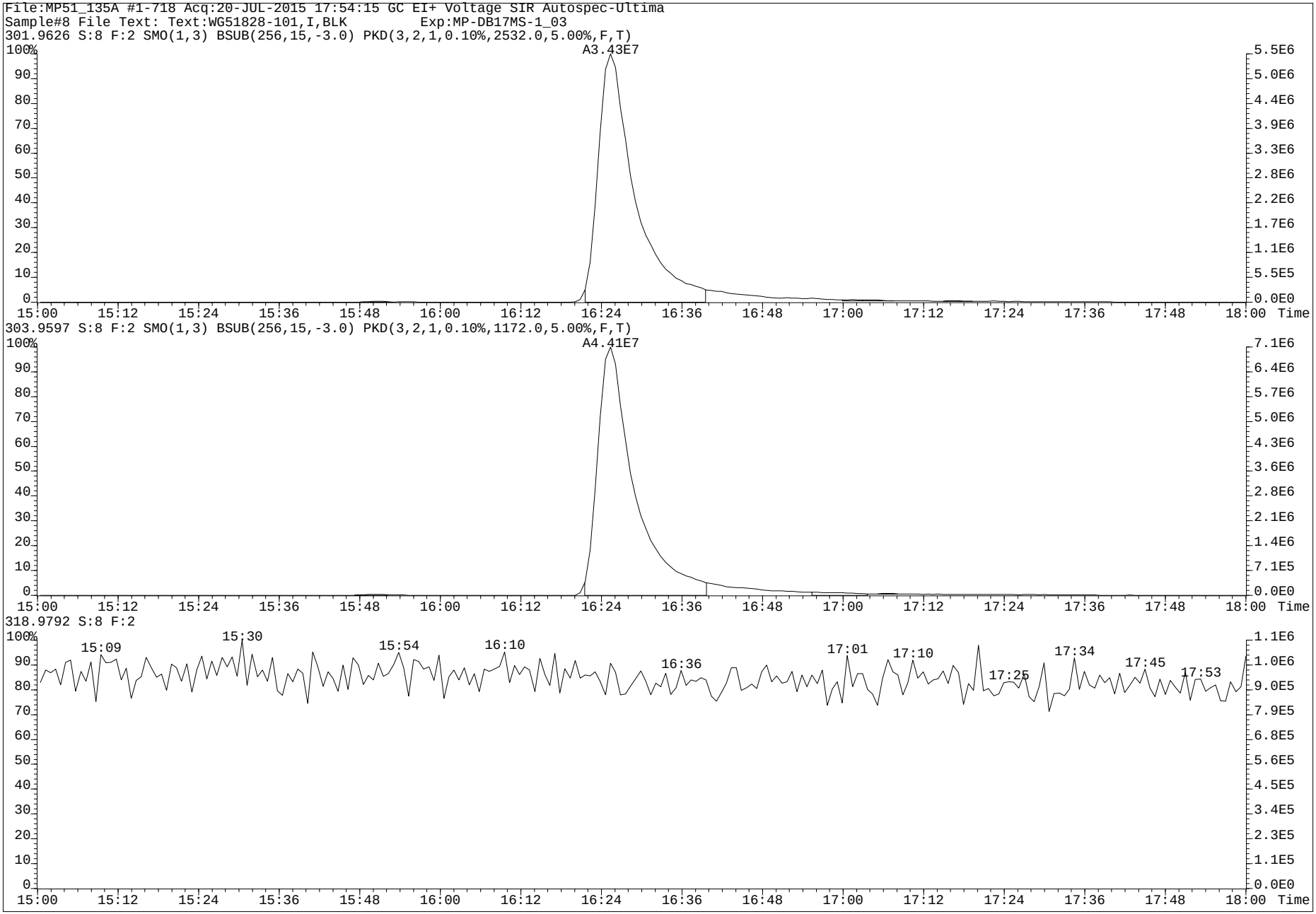
File:MP51_135A #1-718 Acq:20-JUL-2015 17:54:15 GC EI+ Voltage SIR Autospec-Ultima
Sample#8 File Text: Text:WG51828-101,I,BLK Exp:MP-DB17MS-1_03
301.9626 S:8 F:2 SMO(1,3) BSUB(256,15,-3.0) PKD(3,2,1,0.10%,2532.0,5.00%,F,T)
A3.43E7
303.9597 S:8 F:2 SMO(1,3) BSUB(256,15,-3.0) PKD(3,2,1,0.10%,1172.0,5.00%,F,T)
A4.41E7
318.9792 S:8 F:2
15:09
15:30
15:54
16:10
16:36
17:01
17:10
17:25
17:34
17:45
17:53
Time

www.axysanalytical.com

Run #10 Filename MP51_135A S: 5 I: 1 Acquired: 20-JUL-15 16:12:02 Processed: 21-JUL-15 12:26:04
Run: mp51_135A-A Analyte: MP-DB17-S12 Cal: mp51_134-8A Results: mp51_135a-a Version: V3.6 6-JAN-2000 17:51:42
Sample text: WG51828-102,I,SPM Comments: 1,WG51828,2.0/200uL
sample size: 0.100000 conc units: ng/mL total toxicity: 143155» F1: 1.0000 F2: 1.0000

	Typ	Name	#Hom	Resp	RA		RT	Conc	Tox #1	DL	Rec	M?
1	Unk	1-OH-Naphthalene	1	1.75e+08	1.38	n	8:12	162981.495	16298	9145.6813	-	n
2	Unk	1-OH-Pyrene	1	8.61e+08	2.76	n	20:44	507788.914	50779	1114.1396	-	n
3	Unk	3-OH-Chrysene	1	9.73e+07	2.04	n	23:01	99376.024	9938	2583.3883	-	n
4	Unk	3-OH-Benz[a]anthracene	1	1.14e+08	2.24	n	23:12	83473.456	41737	1789.6237	-	n
5	Unk	7,8-OH-Benzo[a]pyrene-C	0	*	*	n	NotFnd	*	*	*	-	n
6	Unk	7,8-OH-Benzo[a]pyrene-T	0	*	*	n	NotFnd	*	*	*	-	n
7	Unk	7,8-OH-Benzo[a]pyrene-3	0	*	*	n	NotFnd	*	*	*	-	n
8	Unk	9-OH-Benzo[a]pyrene	1	5.04e+07	7.24	n	26:30	113988.978	11399	516.0413	-	n
9	Unk	3-OH-Benzo[a]pyrene	1	3.89e+07	5.71	n	26:45	130047.761	13005	1057.9187	-	n
10	Unk	7,8-OH-Benzo[a]pyrene-4	0	*	*	n	NotFnd	*	*	*	-	n
11	IS	13C6-1-OH-Naphthalene	1	4.49e+08	1.00	n	8:12	259887.793	-	73426.79»	52.0	n
12	IS	13C6-1-OH-Pyrene	1	8.37e+08	2.90	n	20:44	357342.503	-	1592.3037	71.5	n
13	IS	13C6-1-OH-BAA	1	6.99e+08	2.51	n	22:28	385158.894	-	1375.2005	76.4	n
14	IS	13C6-3-OH-Chrysene	1	6.07e+08	1.91	n	23:01	295130.707	-	1214.2701	58.4	n
15	IS	D11-3-OH-Benzo[a]pyrene	1	2.32e+08	5.88	n	26:40	259075.561	-	698.7157	52.1	n
16	IS	13C-CL4-OH-PCB-79	1	4.77e+07	0.76	y	20:04	147156.072	-	888.9888	147.2	n
17	IS	13C-CL4-PCB-79	0	*	*	n	NotFnd	*	-	*	Div0	n
18	RS	13C-CL4-PCB-81	1	1.54e+08	0.78	y	16:24	486.488	-	-	-	n
19	Tot	Fn1 Lock	-	-			-	-	-	-	-	n
20	Tot	Fn2 Lock	-	-			-	-	-	-	-	n
21	Tot	Fn3 Lock	-	-			-	-	-	-	-	n
22	Tot	Fn4 Lock	-	-			-	-	-	-	-	n
23	Tot	Fn4 Lock	-	-			-	-	-	-	-	n
24	Tot	Fn5 Lock	-	-			-	-	-	-	-	n
25	Tot	Fn6 Lock	-	-			-	-	-	-	-	n

PV AS 8-AUG-2015

SV MJ MW
12-Aug-2015

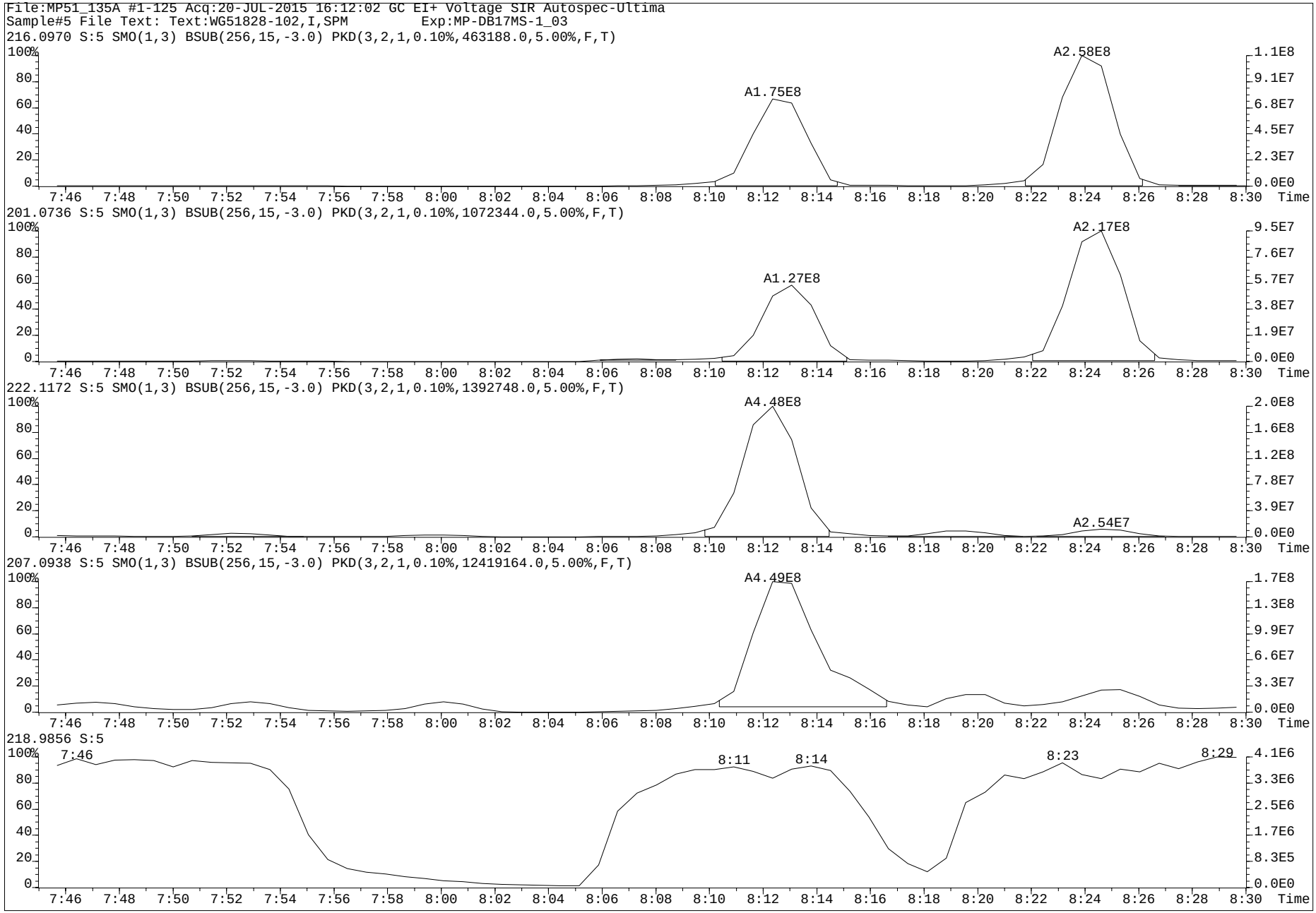
File:MP51_135A #1-125 Acq:20-JUL-2015 16:12:02 GC EI+ Voltage SIR Autospec-Ultima
Sample#5 File Text: Text:WG51828-102,I,SPM Exp:MP-DB17MS-1_03
216.0970 S:5 SMO(1,3) BSUB(256,15,-3.0) PKD(3,2,1,0.10%,463188.0,5.00%,F,T)
A1.75E8
A2.58E8
201.0736 S:5 SMO(1,3) BSUB(256,15,-3.0) PKD(3,2,1,0.10%,1072344.0,5.00%,F,T)
A1.27E8
A2.17E8
222.1172 S:5 SMO(1,3) BSUB(256,15,-3.0) PKD(3,2,1,0.10%,1392748.0,5.00%,F,T)
A4.48E8
A2.54E7
207.0938 S:5 SMO(1,3) BSUB(256,15,-3.0) PKD(3,2,1,0.10%,12419164.0,5.00%,F,T)
A4.49E8
218.9856 S:5
7:46
8:11
8:14
8:23
8:29
Time

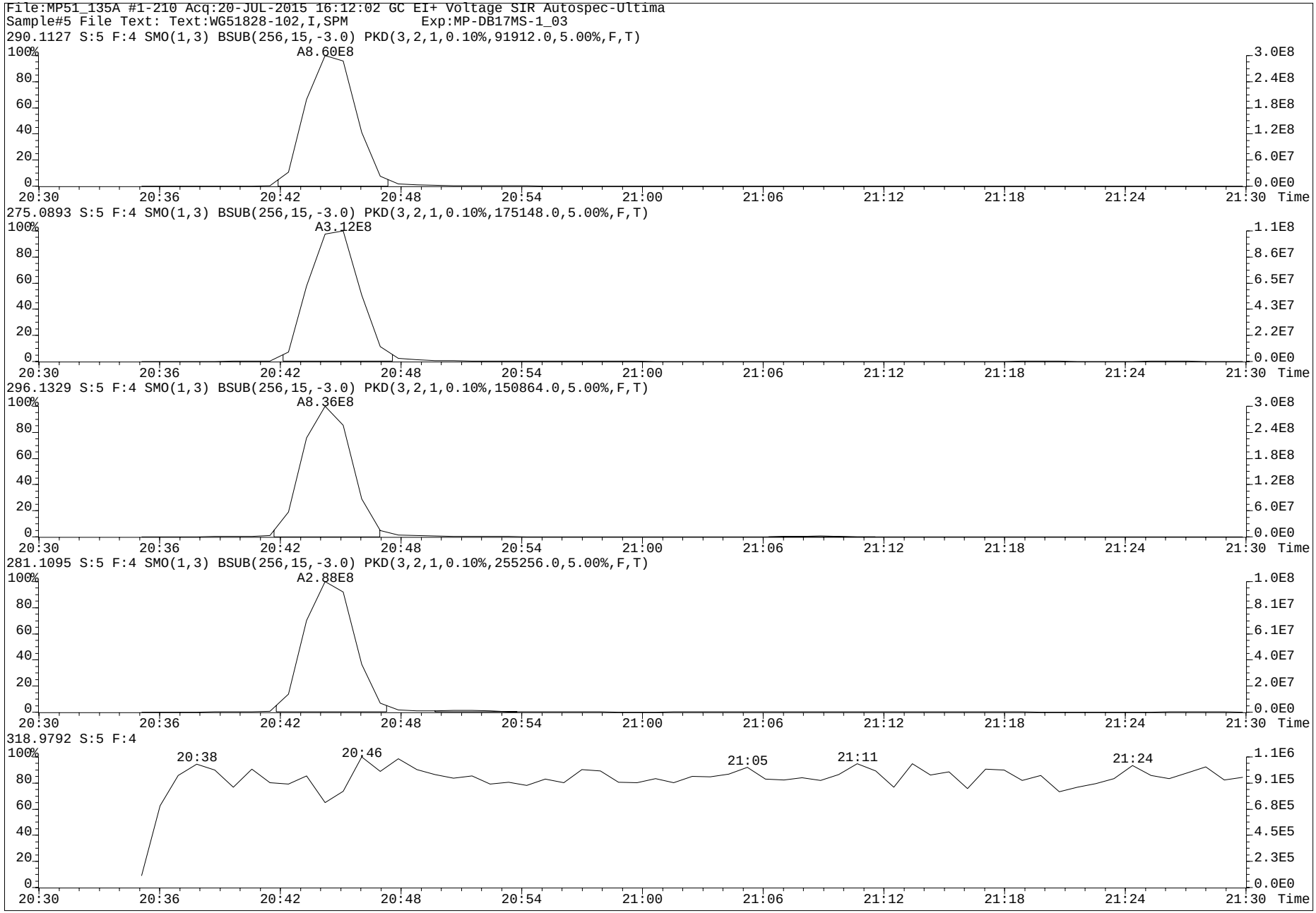
File:MP51_135A #1-210 Acq:20-JUL-2015 16:12:02 GC EI+ Voltage SIR Autospec-Ultima
Sample#5 File Text: Text:WG51828-102,I,SPM Exp:MP-DB17MS-1_03
290.1127 S:5 F:4 SMO(1,3) BSUB(256,15,-3.0) PKD(3,2,1,0.10%,91912.0,5.00%,F,T)
A8.60E8
275.0893 S:5 F:4 SMO(1,3) BSUB(256,15,-3.0) PKD(3,2,1,0.10%,175148.0,5.00%,F,T)
A3.12E8
296.1329 S:5 F:4 SMO(1,3) BSUB(256,15,-3.0) PKD(3,2,1,0.10%,150864.0,5.00%,F,T)
A8.36E8
281.1095 S:5 F:4 SMO(1,3) BSUB(256,15,-3.0) PKD(3,2,1,0.10%,255256.0,5.00%,F,T)
A2.88E8
318.9792 S:5 F:4
20:38
20:46
21:05
21:11
21:24
Time

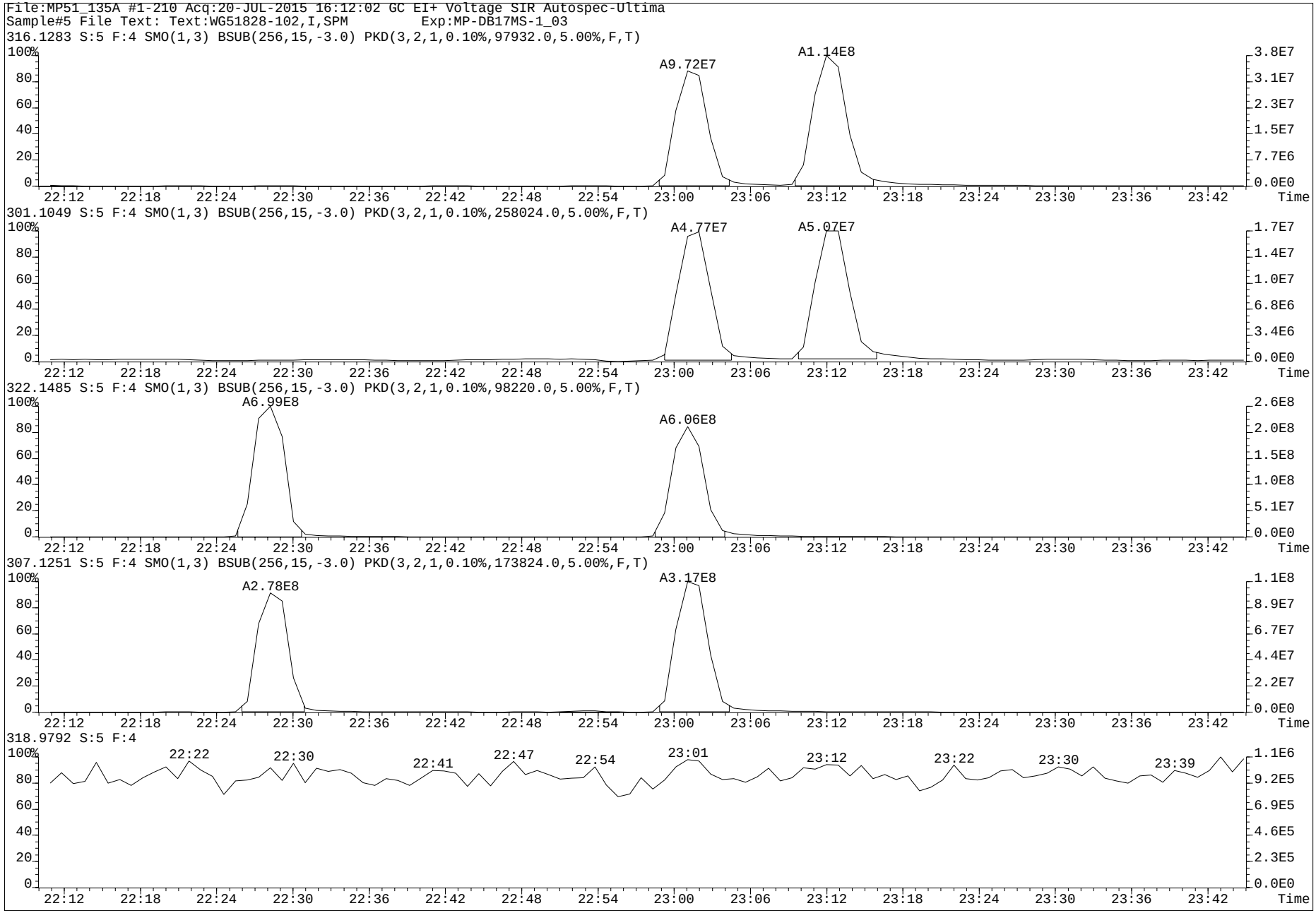
File:MP51_135A #1-210 Acq:20-JUL-2015 16:12:02 GC EI+ Voltage SIR Autospec-Ultima
Sample#5 File Text: Text:WG51828-102,I,SPM Exp:MP-DB17MS-1_03
316.1283 S:5 F:4 SMO(1,3) BSUB(256,15,-3.0) PKD(3,2,1,0.10%,97932.0,5.00%,F,T)
A9.72E7
A1.14E8
301.1049 S:5 F:4 SMO(1,3) BSUB(256,15,-3.0) PKD(3,2,1,0.10%,258024.0,5.00%,F,T)
A4.77E7
A5.07E7
322.1485 S:5 F:4 SMO(1,3) BSUB(256,15,-3.0) PKD(3,2,1,0.10%,98220.0,5.00%,F,T)
A6.99E8
A6.06E8
307.1251 S:5 F:4 SMO(1,3) BSUB(256,15,-3.0) PKD(3,2,1,0.10%,173824.0,5.00%,F,T)
A2.78E8
A3.17E8
318.9792 S:5 F:4
22:22
22:30
22:41
22:47
22:54
23:01
23:12
23:22
23:30
23:39
Time

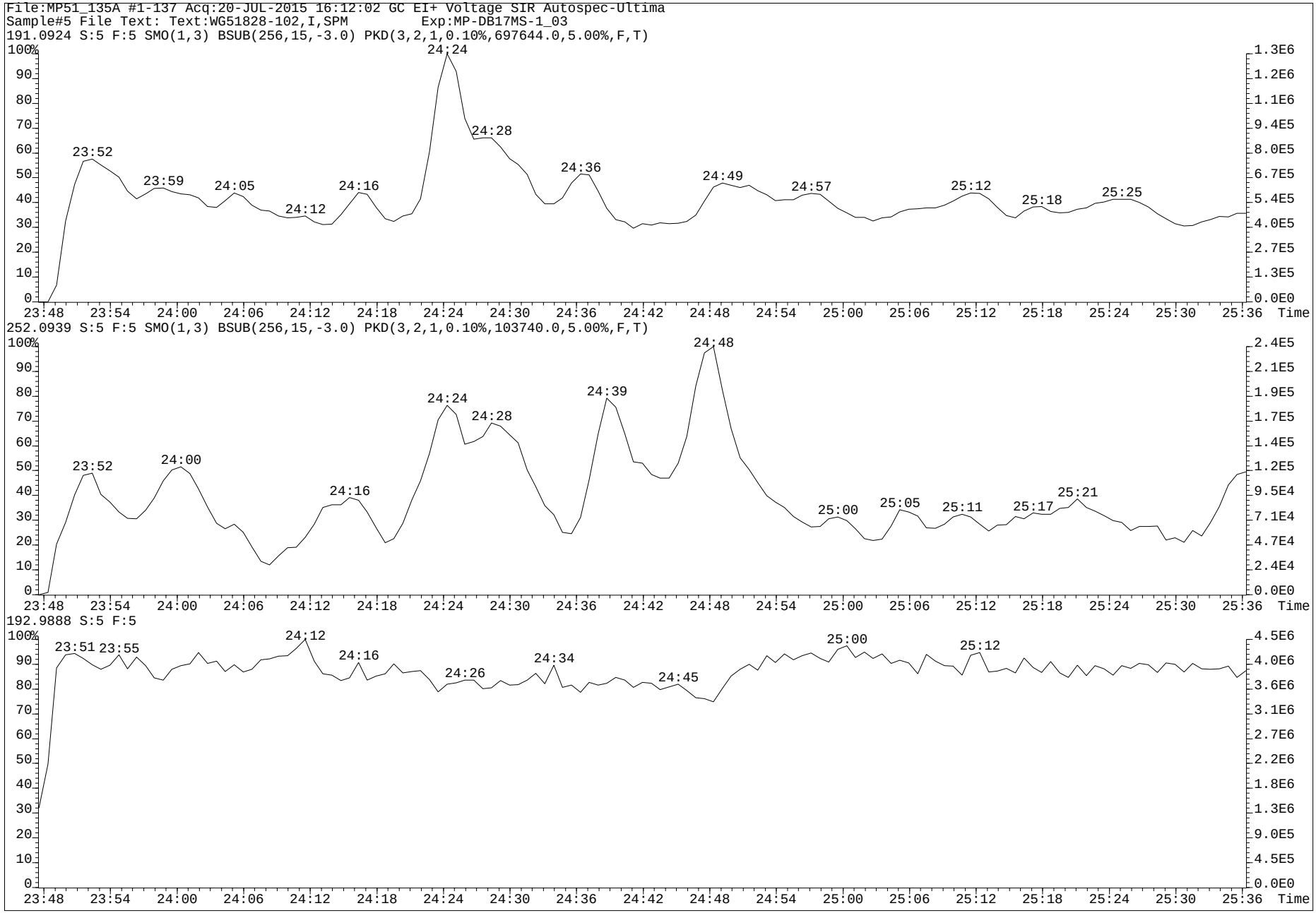
File:MP51_135A #1-137 Acq:20-JUL-2015 16:12:02 GC EI+ Voltage SIR Autospec-Ultima
Sample#5 File Text: Text:WG51828-102,I,SPM Exp:MP-DB17MS-1_03
191.0924 S:5 F:5 SMO(1,3) BSUB(256,15,-3.0) PKD(3,2,1,0.10%,697644.0,5.00%,F,T)
252.0939 S:5 F:5 SMO(1,3) BSUB(256,15,-3.0) PKD(3,2,1,0.10%,103740.0,5.00%,F,T)
192.9888 S:5 F:5
Time

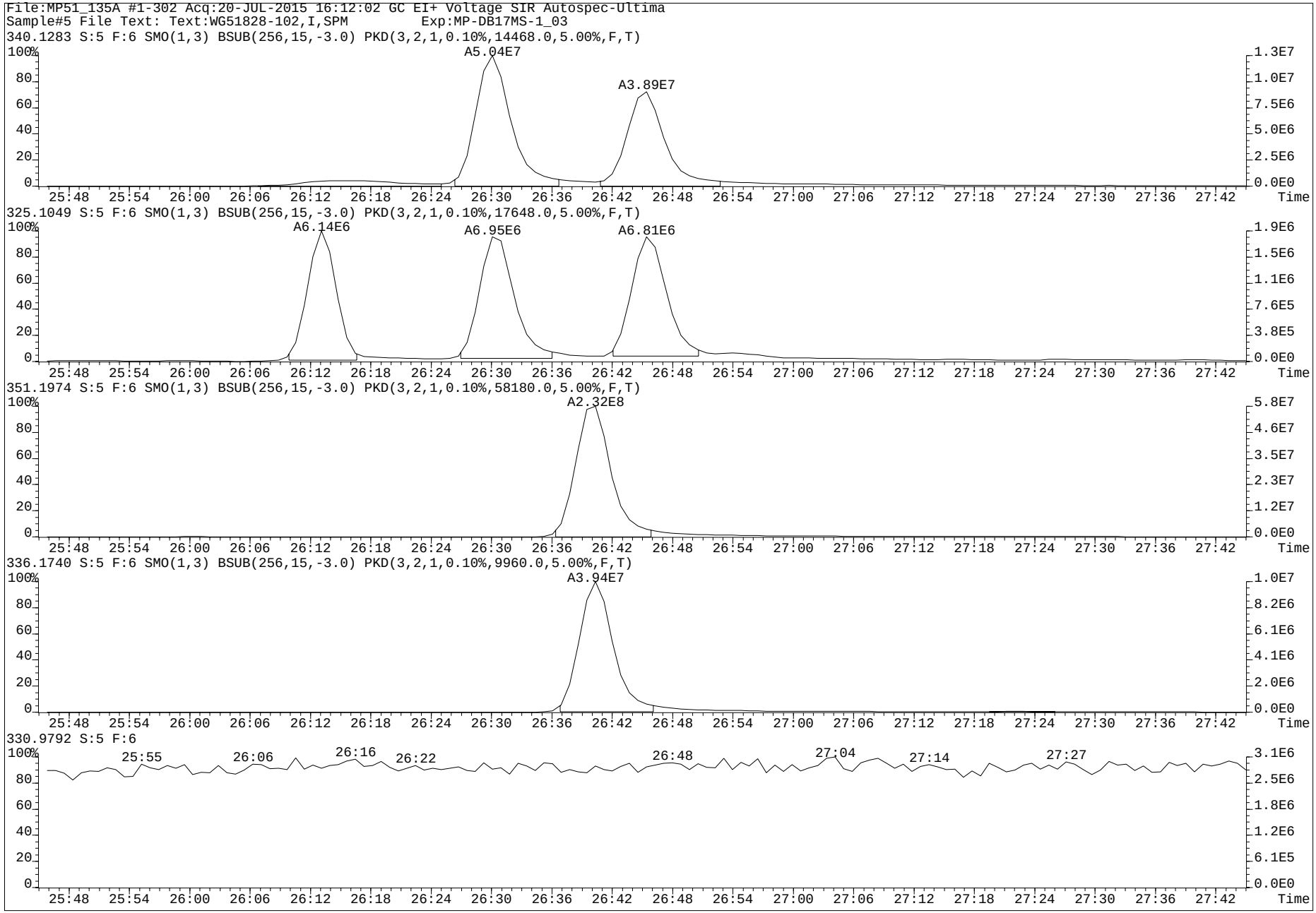
File:MP51_135A #1-302 Acq:20-JUL-2015 16:12:02 GC EI+ Voltage SIR Autospec-Ultima
Sample#5 File Text: Text:WG51828-102,I,SPM Exp:MP-DB17MS-1_03
340.1283 S:5 F:6 SMO(1,3) BSUB(256,15,-3.0) PKD(3,2,1,0.10%,14468.0,5.00%,F,T)
A5.04E7
A3.89E7
325.1049 S:5 F:6 SMO(1,3) BSUB(256,15,-3.0) PKD(3,2,1,0.10%,17648.0,5.00%,F,T)
A6.14E6
A6.95E6
A6.81E6
351.1974 S:5 F:6 SMO(1,3) BSUB(256,15,-3.0) PKD(3,2,1,0.10%,58180.0,5.00%,F,T)
A2.32E8
336.1740 S:5 F:6 SMO(1,3) BSUB(256,15,-3.0) PKD(3,2,1,0.10%,9960.0,5.00%,F,T)
A3.94E7
330.9792 S:5 F:6
25:55
26:06
26:16
26:22
26:48
27:04
27:14
27:27
Time

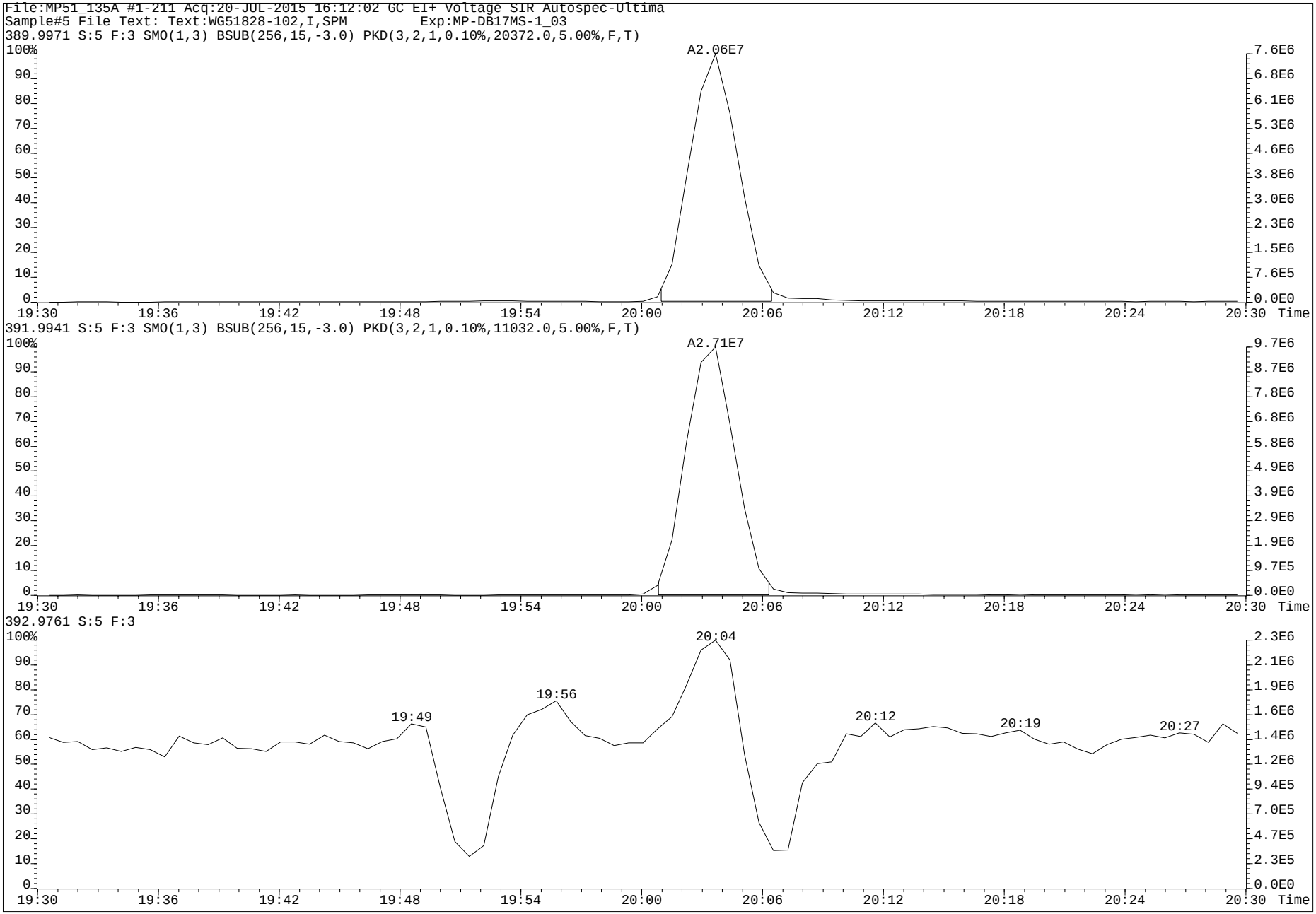
File:MP51_135A #1-211 Acq:20-JUL-2015 16:12:02 GC EI+ Voltage SIR Autospec-Ultima
Sample#5 File Text: Text:WG51828-102,I,SPM Exp:MP-DB17MS-1_03
389.9971 S:5 F:3 SMO(1,3) BSUB(256,15,-3.0) PKD(3,2,1,0.10%,20372.0,5.00%,F,T)
A2.06E7
391.9941 S:5 F:3 SMO(1,3) BSUB(256,15,-3.0) PKD(3,2,1,0.10%,11032.0,5.00%,F,T)
A2.71E7
392.9761 S:5 F:3
19:49
19:56
20:04
20:12
20:19
20:27
Time

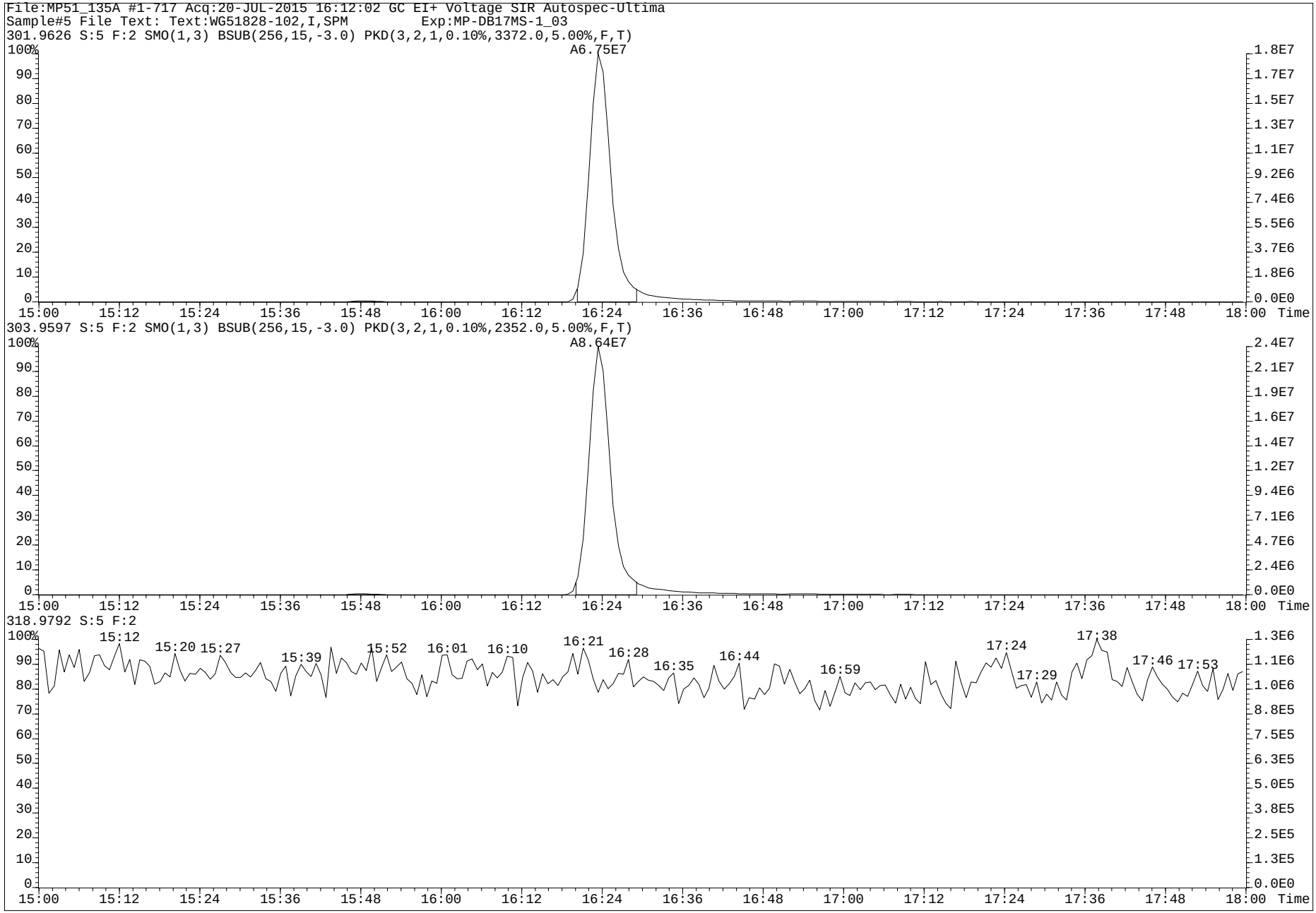
File:MP51_135A #1-717 Acq:20-JUL-2015 16:12:02 GC EI+ Voltage SIR Autospec-Ultima
Sample#5 File Text: Text:WG51828-102,I,SPM Exp:MP-DB17MS-1_03
301.9626 S:5 F:2 SMO(1,3) BSUB(256,15,-3.0) PKD(3,2,1,0.10%,3372.0,5.00%,F,T)
A6.75E7
303.9597 S:5 F:2 SMO(1,3) BSUB(256,15,-3.0) PKD(3,2,1,0.10%,2352.0,5.00%,F,T)
A8.64E7
318.9792 S:5 F:2
15:12
15:20
15:27
15:39
15:52
16:01
16:10
16:21
16:28
16:35
16:44
16:59
17:24
17:29
17:38
17:46
17:53
Time

www.axysanalytical.com

Experiment : MP-DB17MS-1_03
GC Program : MP-DB17MS-1_01
Column type : DB17-MS
Serial # : USB503442H
kPa : 141
Vol injected: 2.0uL
PMT Voltage : 399

Temps -source: 250
-s resv: 160
-re_ent: 270
-cap_1 : 270
-cap_2 : 270

Tune : VR
List : VR
Check :
LIMS :
Logfile:

Date -list : 20-JUL-2015
-liner : 20-JUL-2015
-septum: 17-JUL-2015
-guard : 45cm 20-JUL-2015
-column: NEW 26-JUN-2015
-t line: NEW 26-JUN-2015

#	Data file	S	V	Sample Text	Comments	Acquisition Date/Time
1	MP51_135A	1	1	MP004E-CAL,,/01	1,,2.0uL CS-5/Cal	20-JUL-15 13:37:59
2	MP51_135A	2	2	MP004E-CAL,,/01	1,,2.0uL CS-5/Cal	20-JUL-15 14:12:05
3	MP51_135A	3	3	MP004E-CAL,,/02 SZ	1,,2.0uL CS-5/Cal	20-JUL-15 14:46:12
4	MP51_135A	4	4	MP004E-CAL,,/03	1,,2.0uL CS-5/Cal	20-JUL-15 15:25:58
5	MP51_135A	5	5	WG51828-102,I,SPM	1,WG51828,2.0/200uL	20-JUL-15 16:12:02
6	MP51_135A	6	6	Toluene,,	1,,1.0uL	20-JUL-15 16:46:03
7	MP51_135A	7	7	Toluene,,	1,,1.0uL	20-JUL-15 17:20:10
8	MP51_135A	8	8	WG51828-101,I,BLK	1,WG51828,2.0/200uL	20-JUL-15 17:54:15
9	MP51_135A	9	9	L23368-1,I,	1,WG51828,2.0/200uL	20-JUL-15 18:28:20
10	MP51_135A	10	10	L23367-21,I,	1,WG51828,2.0/200uL	20-JUL-15 19:02:26
11	MP51_135A	11	11	L23367-22,I,	1,WG51828,2.0/200uL	20-JUL-15 19:36:31
12	MP51_135A	12	12	L23367-23,I,	1,WG51828,2.0/200uL	20-JUL-15 20:10:36
13	MP51_135A	13	13	L23367-24,I,	1,WG51828,2.0/200uL	20-JUL-15 20:44:43
14	MP51_135A	14	14	L23367-14,I,	1,WG51828,2.0/200uL	20-JUL-15 21:18:47
15	MP51_135A	15	15	L23367-15,I,	1,WG51828,2.0/200uL	20-JUL-15 21:52:54
16	MP51_135A	16	16	L23367-16,W,	4,WG51828,2.0/800uL	20-JUL-15 22:26:59
17	MP51_135A	17	17	WG51828-103,I,SAR	1,WG51828,2.0/200uL	20-JUL-15 23:01:04
18	MP51_135A	18	18	MP004E-CAL,,/03	1,,1.0uL Cal	20-JUL-15 23:35:10
19	MP51_135A	19	19	MP004E-CAL,,/03	1,,1.0uL Cal	21-JUL-15 00:09:15
20	MP51_135A	20	20	Toluene,,	1,,1.0uL	21-JUL-15 00:43:20
21	MP51_135A	21	21	Toluene,,	1,,1.0uL	21-JUL-15 01:17:28
22	MP51_135A	22	22	L23368-2,W,	4,WG51828,2.0/800uL	21-JUL-15 01:51:29
23	MP51_135A	23	23	L23368-3,W,	4,WG51828,2.0/800uL	21-JUL-15 02:25:36
24	MP51_135A	24	24	L23368-4,W,	4,WG51828,2.0/800uL	21-JUL-15 02:59:41
25	MP51_135A	25	25	L23368-5,W,	4,WG51828,2.0/800uL	21-JUL-15 03:33:44
26	MP51_135A	26	26	L23367-11,W,	4,WG51828,2.0/800uL	21-JUL-15 04:07:52
27	MP51_135A	27	27	L23367-12,W,	4,WG51828,2.0/800uL	21-JUL-15 04:41:56
28	MP51_135A	28	28	L23367-13,W,	4,WG51828,2.0/800uL	21-JUL-15 05:16:03
29	MP51_135A	29	29	L23367-19,W,	4,WG51828,2.0/800uL	21-JUL-15 05:50:08
30	MP51_135A	30	30	L23367-20,W,	4,WG51828,2.0/800uL	21-JUL-15 06:24:14
31	MP51_135A	31	31	L23367-17,W,	4,WG51828,2.0/800uL	21-JUL-15 06:58:21
32	MP51_135A	32	32	L23367-18,W,	4,WG51828,2.0/800uL	21-JUL-15 07:32:27
33	MP51_135A	33	33	MP004E-CAL,,/03	1,,1.0uL Cal	21-JUL-15 08:19:51



www.axysanalytical.com

Run #9 Filename MP51_135A S: 4 I: 1 Acquired: 20-JUL-15 15:25:58 Processed: 21-JUL-15 12:26:03
Run: mp51_135A-A Analyte: MP-DB17-C06 Cal: mp51_134-8A Results: mp51_135a-a Version: V3.6 6-JAN-2000 17:51:42
Sample text: MP004E-CAL,,/03 Comments: 1,,2.0uL CS-5/Cal
sample size: 1.000000 conc units: ng/mL total toxicity: 82.67 F1: 10.0000 F2: 1.0000

	Typ	Name	#Hom	Resp	RA		RT	Conc	Tox #1	DL	Rec	M?
1	Unk	1-OH-Naphthalene	1	7.89e+08	1.14	n	8:07	205.758	21	0.2302	-	n
2	Unk	1-OH-Pyrene	1	1.08e+09	2.66	n	20:45	218.599	22	0.2956	-	n
3	Unk	3-OH-Chrysene	1	1.56e+08	2.02	n	23:01	48.801	5	0.3791	-	n
4	Unk	3-OH-Benz[a]anthracene	1	1.85e+08	2.04	n	23:13	49.206	25	0.3122	-	n
5	Unk	7,8-OH-Benzo[a]pyrene-C	0	*	*	n	NotFnd	*	*	*	-	n
6	Unk	7,8-OH-Benzo[a]pyrene-T	0	*	*	n	NotFnd	*	*	*	-	n
7	Unk	7,8-OH-Benzo[a]pyrene-3	0	*	*	n	NotFnd	*	*	*	-	n
8	Unk	9-OH-Benzo[a]pyrene	1	7.38e+07	6.80	n	26:32	51.023	5	0.1932	-	n
9	Unk	3-OH-Benzo[a]pyrene	1	6.49e+07	5.10	n	26:46	56.534	6	0.3588	-	n
10	Unk	7,8-OH-Benzo[a]pyrene-4	0	*	*	n	NotFnd	*	*	*	-	n
11	IS	13C6-1-OH-Naphthalene	1	7.99e+08	1.00	n	8:07	266.444	-	0.6255	106.6	n
12	IS	13C6-1-OH-Pyrene	1	1.22e+09	2.67	n	20:45	299.400	-	0.2951	119.8	n
13	IS	13C6-1-OH-BAA	1	9.63e+08	2.47	n	22:29	305.149	-	0.0837	121.1	n
14	IS	13C6-3-OH-Chrysene	1	9.93e+08	1.92	n	23:01	277.868	-	0.0739	110.0	n
15	IS	D11-3-OH-Benzo[a]pyrene	1	4.45e+08	5.97	n	26:41	286.080	-	0.3368	115.0	n
16	IS	13C-CL4-OH-PCB-79	1	3.24e+07	0.77	y	20:03	57.477	-	0.4789	115.0	n
17	IS	13C-CL4-PCB-79	0	*	*	n	NotFnd	*	-	*	Div0	n
18	RS	13C-CL4-PCB-81	1	1.34e+08	0.77	y	16:26	42.265	-	-	-	n
19	Tot	Fn1 Lock	-	-			-	-	-	-	-	n
20	Tot	Fn2 Lock	-	-			-	-	-	-	-	n
21	Tot	Fn3 Lock	-	-			-	-	-	-	-	n
22	Tot	Fn4 Lock	-	-			-	-	-	-	-	n
23	Tot	Fn4 Lock	-	-			-	-	-	-	-	n
24	Tot	Fn5 Lock	-	-			-	-	-	-	-	n
25	Tot	Fn6 Lock	-	-			-	-	-	-	-	n

PV AS 8-AUG-2015

SV by MW
12-Aug-2015

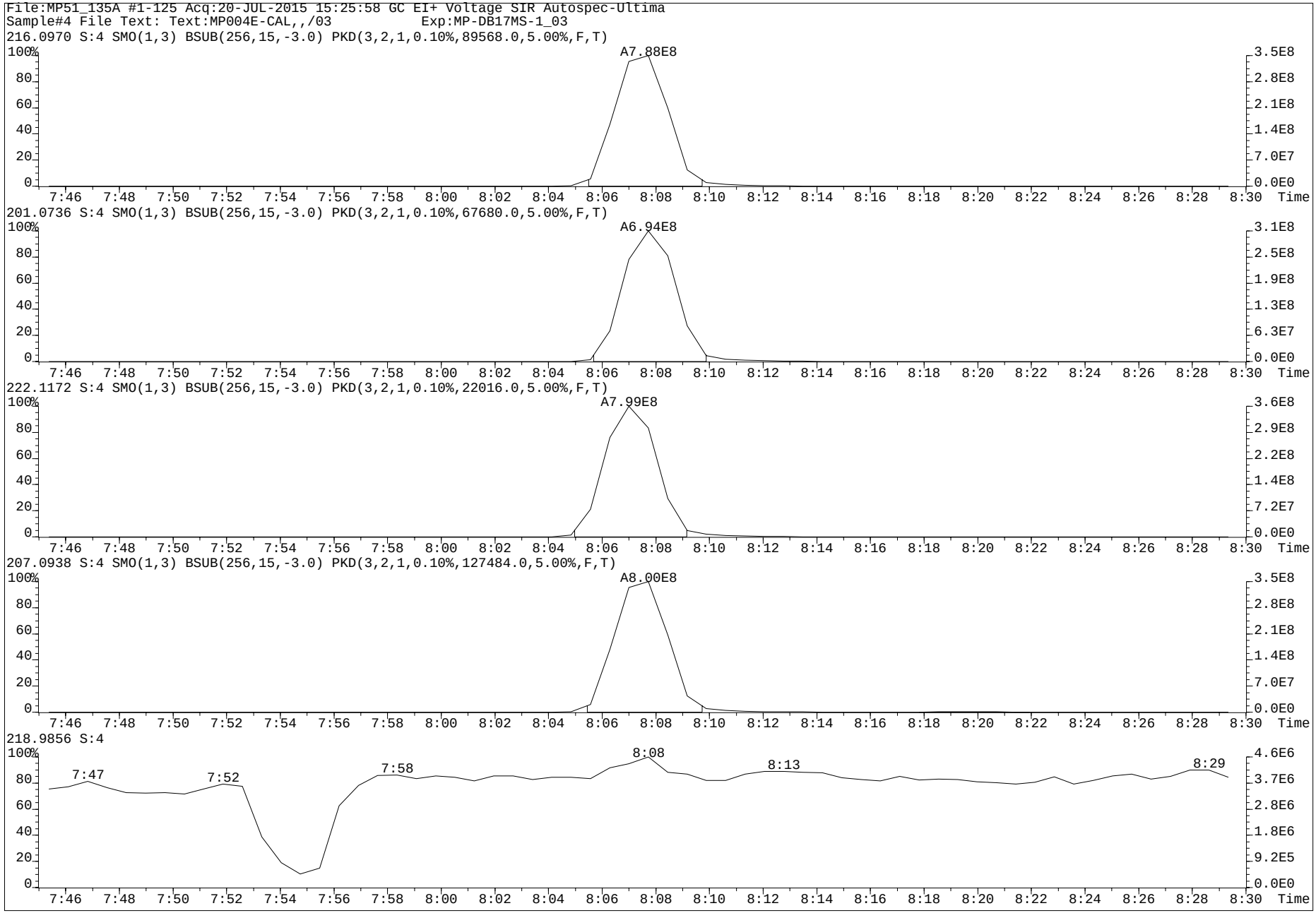
File:MP51_135A #1-125 Acq:20-JUL-2015 15:25:58 GC EI+ Voltage SIR Autospec-Ultima
Sample#4 File Text: Text:MP004E-CAL,,/03 Exp:MP-DB17MS-1_03
216.0970 S:4 SMO(1,3) BSUB(256,15,-3.0) PKD(3,2,1,0.10%,89568.0,5.00%,F,T)
A7.88E8
201.0736 S:4 SMO(1,3) BSUB(256,15,-3.0) PKD(3,2,1,0.10%,67680.0,5.00%,F,T)
A6.94E8
222.1172 S:4 SMO(1,3) BSUB(256,15,-3.0) PKD(3,2,1,0.10%,22016.0,5.00%,F,T)
A7.99E8
207.0938 S:4 SMO(1,3) BSUB(256,15,-3.0) PKD(3,2,1,0.10%,127484.0,5.00%,F,T)
A8.00E8
218.9856 S:4
7:47
7:52
7:58
8:08
8:13
8:29
Time

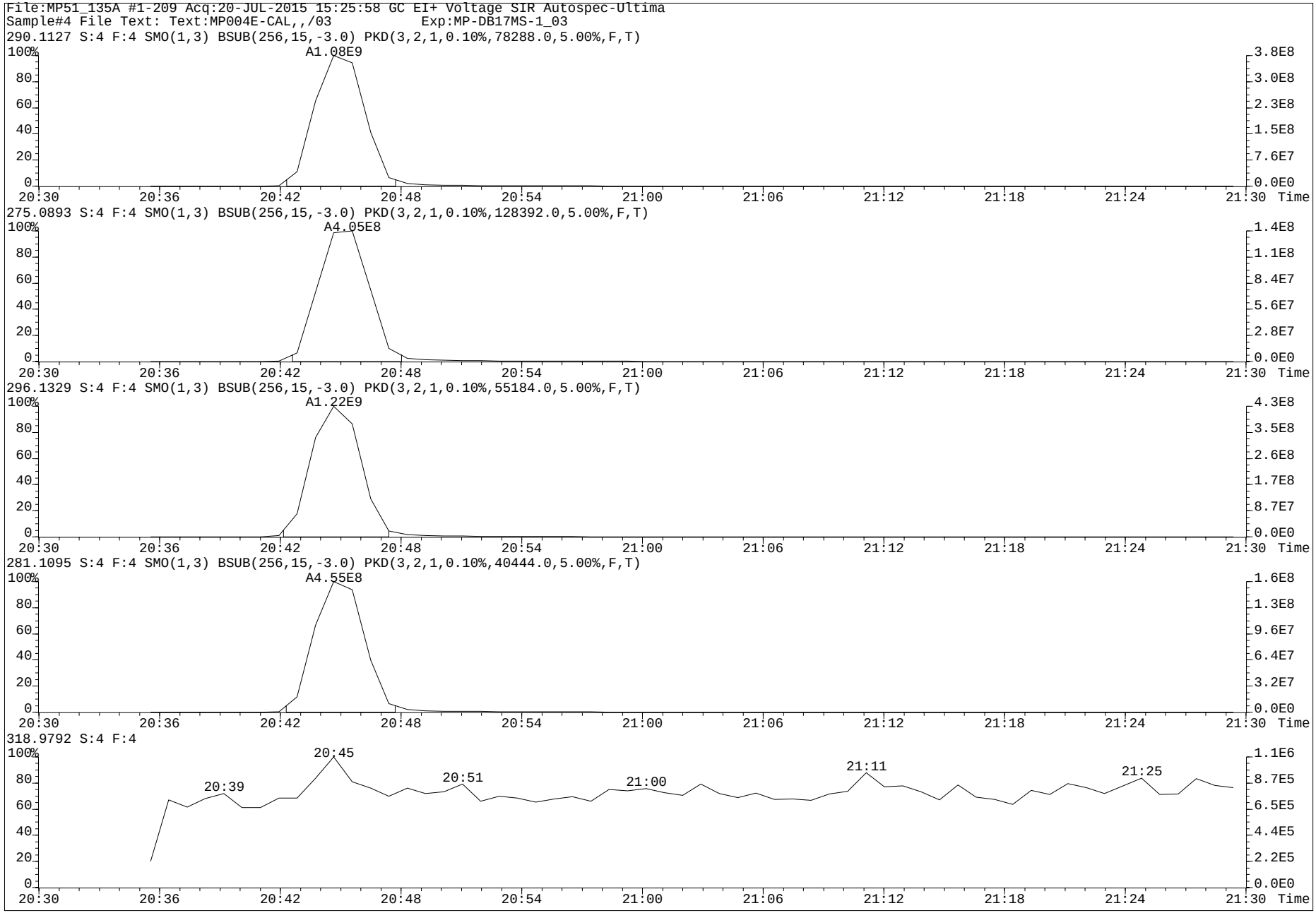
File:MP51_135A #1-209 Acq:20-JUL-2015 15:25:58 GC EI+ Voltage SIR Autospec-Ultima
Sample#4 File Text: Text:MP004E-CAL,,/03 Exp:MP-DB17MS-1_03
290.1127 S:4 F:4 SMO(1,3) BSUB(256,15,-3.0) PKD(3,2,1,0.10%,78288.0,5.00%,F,T)
A1.08E9
275.0893 S:4 F:4 SMO(1,3) BSUB(256,15,-3.0) PKD(3,2,1,0.10%,128392.0,5.00%,F,T)
A4.05E8
296.1329 S:4 F:4 SMO(1,3) BSUB(256,15,-3.0) PKD(3,2,1,0.10%,55184.0,5.00%,F,T)
A1.22E9
281.1095 S:4 F:4 SMO(1,3) BSUB(256,15,-3.0) PKD(3,2,1,0.10%,40444.0,5.00%,F,T)
A4.55E8
318.9792 S:4 F:4
20:39
20:45
20:51
21:00
21:11
21:25
Time

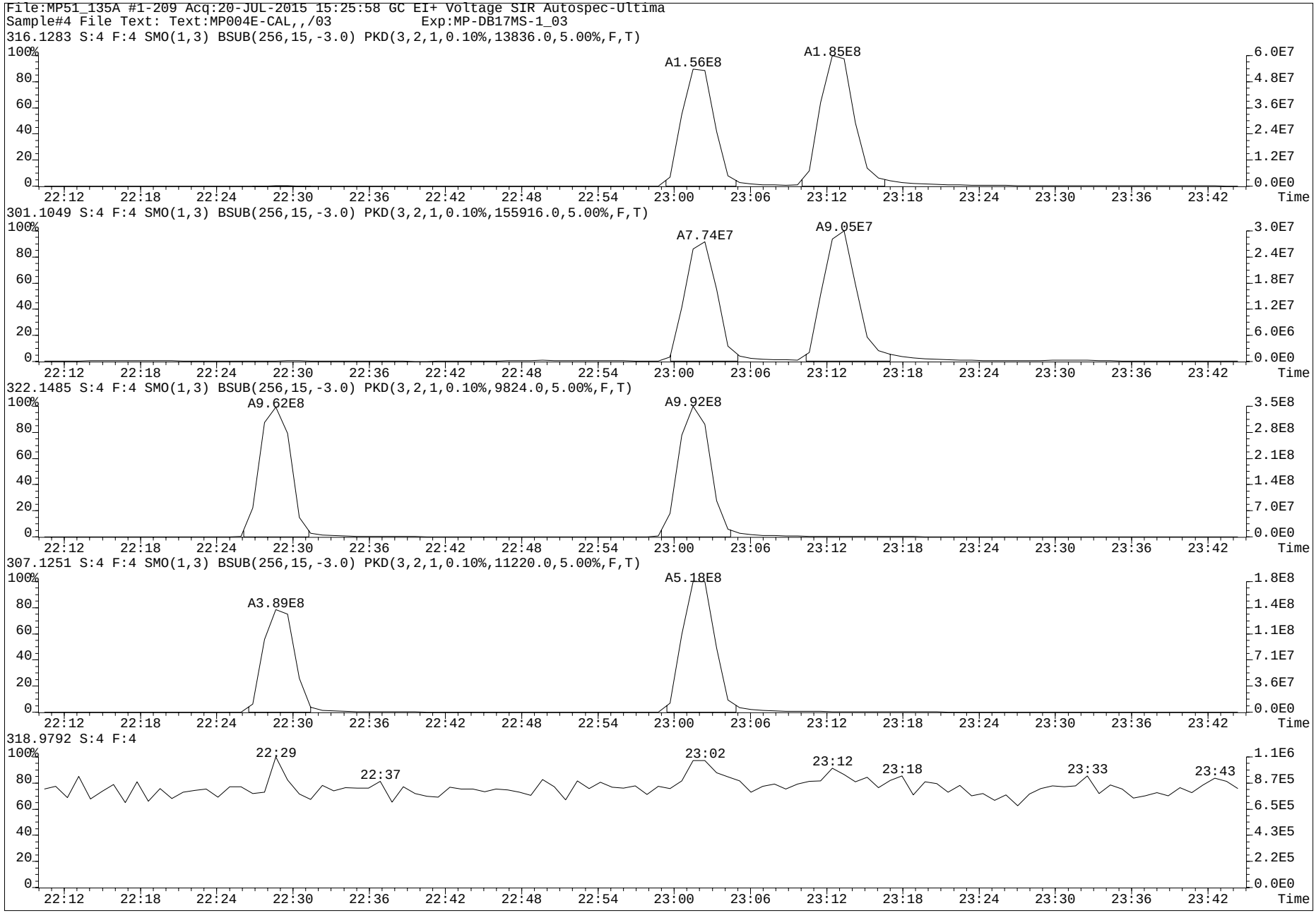
File:MP51_135A #1-209 Acq:20-JUL-2015 15:25:58 GC EI+ Voltage SIR Autospec-Ultima
Sample#4 File Text: Text:MP004E-CAL,,/03 Exp:MP-DB17MS-1_03
316.1283 S:4 F:4 SMO(1,3) BSUB(256,15,-3.0) PKD(3,2,1,0.10%,13836.0,5.00%,F,T)
A1.56E8
A1.85E8
301.1049 S:4 F:4 SMO(1,3) BSUB(256,15,-3.0) PKD(3,2,1,0.10%,155916.0,5.00%,F,T)
A7.74E7
A9.05E7
322.1485 S:4 F:4 SMO(1,3) BSUB(256,15,-3.0) PKD(3,2,1,0.10%,9824.0,5.00%,F,T)
A9.62E8
A9.92E8
307.1251 S:4 F:4 SMO(1,3) BSUB(256,15,-3.0) PKD(3,2,1,0.10%,11220.0,5.00%,F,T)
A3.89E8
A5.18E8
318.9792 S:4 F:4
22:29
22:37
23:02
23:12
23:18
23:33
23:43
Time

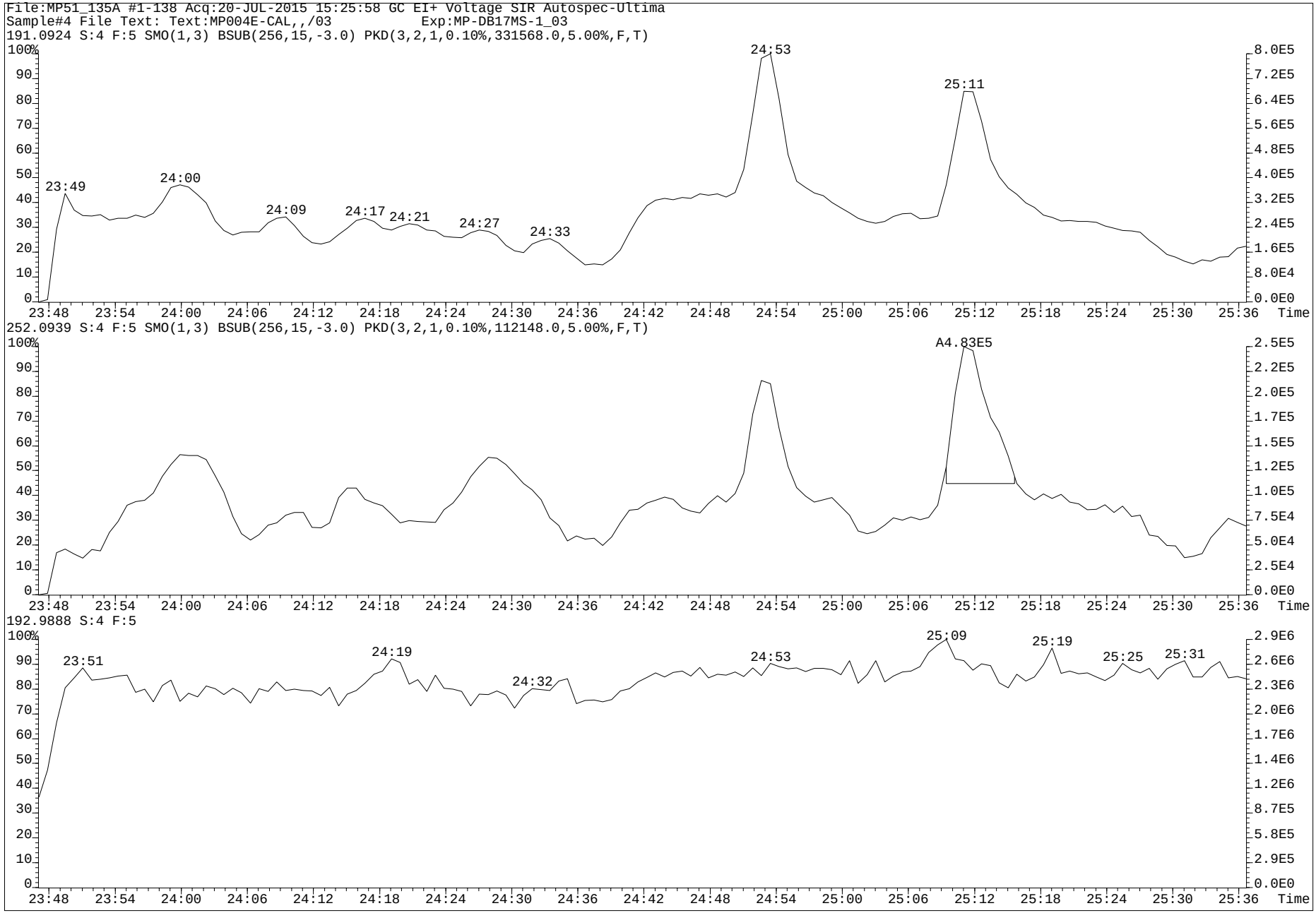
File:MP51_135A #1-138 Acq:20-JUL-2015 15:25:58 GC EI+ Voltage SIR Autospec-Ultima
Sample#4 File Text: Text:MP004E-CAL,,/03 Exp:MP-DB17MS-1_03
191.0924 S:4 F:5 SMO(1,3) BSUB(256,15,-3.0) PKD(3,2,1,0.10%,331568.0,5.00%,F,T)
23:49
24:00
24:09
24:17
24:21
24:27
24:33
24:53
25:11
252.0939 S:4 F:5 SMO(1,3) BSUB(256,15,-3.0) PKD(3,2,1,0.10%,112148.0,5.00%,F,T)
A4.83E5
192.9888 S:4 F:5
23:51
24:19
24:32
24:53
25:09
25:19
25:25
25:31
Time

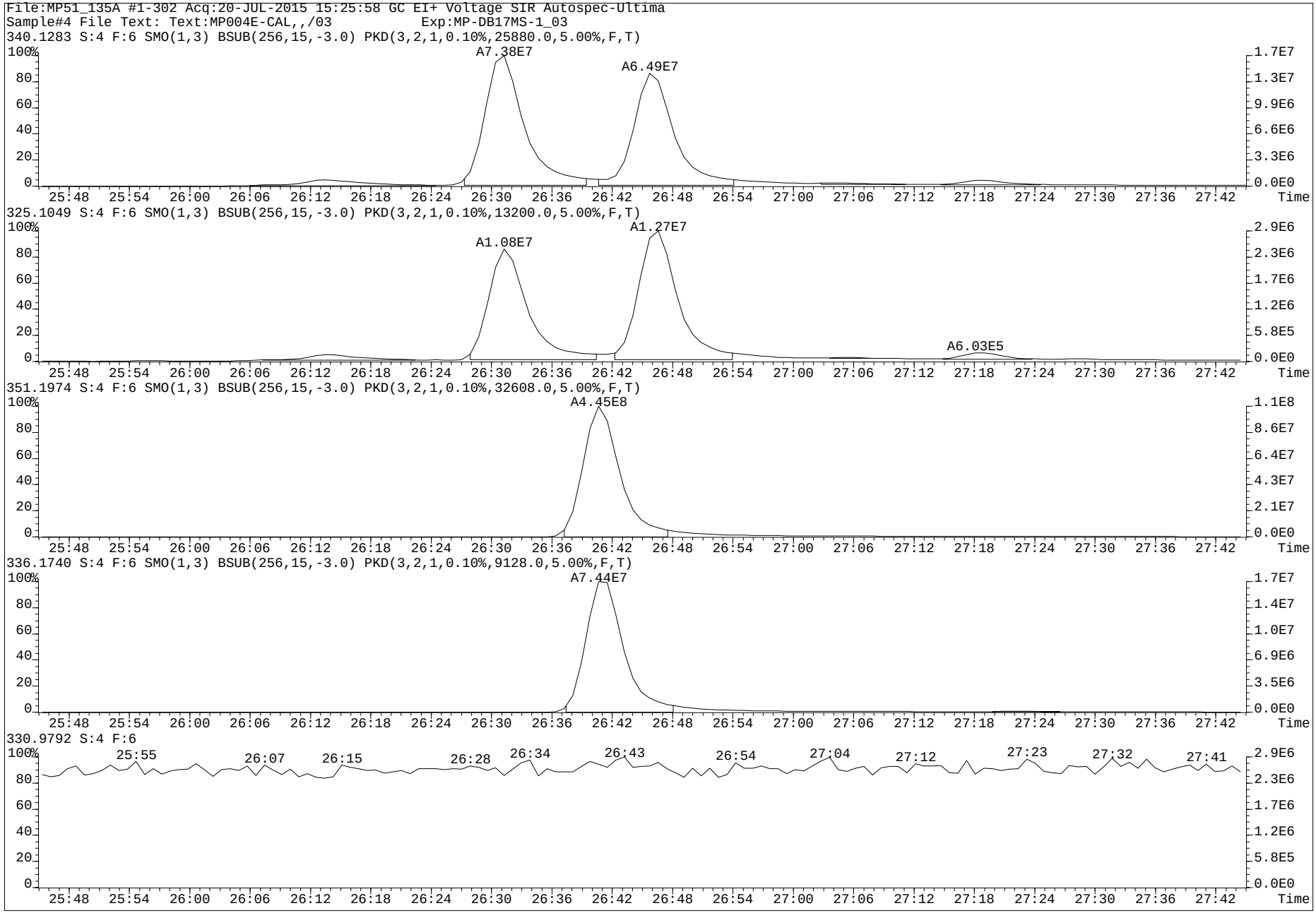
File:MP51_135A #1-302 Acq:20-JUL-2015 15:25:58 GC EI+ Voltage SIR Autospec-Ultima
Sample#4 File Text: Text:MP004E-CAL,,/03 Exp:MP-DB17MS-1_03
340.1283 S:4 F:6 SMO(1,3) BSUB(256,15,-3.0) PKD(3,2,1,0.10%,25880.0,5.00%,F,T)
A7.38E7
A6.49E7
325.1049 S:4 F:6 SMO(1,3) BSUB(256,15,-3.0) PKD(3,2,1,0.10%,13200.0,5.00%,F,T)
A1.08E7
A1.27E7
A6.03E5
351.1974 S:4 F:6 SMO(1,3) BSUB(256,15,-3.0) PKD(3,2,1,0.10%,32608.0,5.00%,F,T)
A4.45E8
336.1740 S:4 F:6 SMO(1,3) BSUB(256,15,-3.0) PKD(3,2,1,0.10%,9128.0,5.00%,F,T)
A7.44E7
330.9792 S:4 F:6
25:55
26:07
26:15
26:28
26:34
26:43
26:54
27:04
27:12
27:23
27:32
27:41
Time

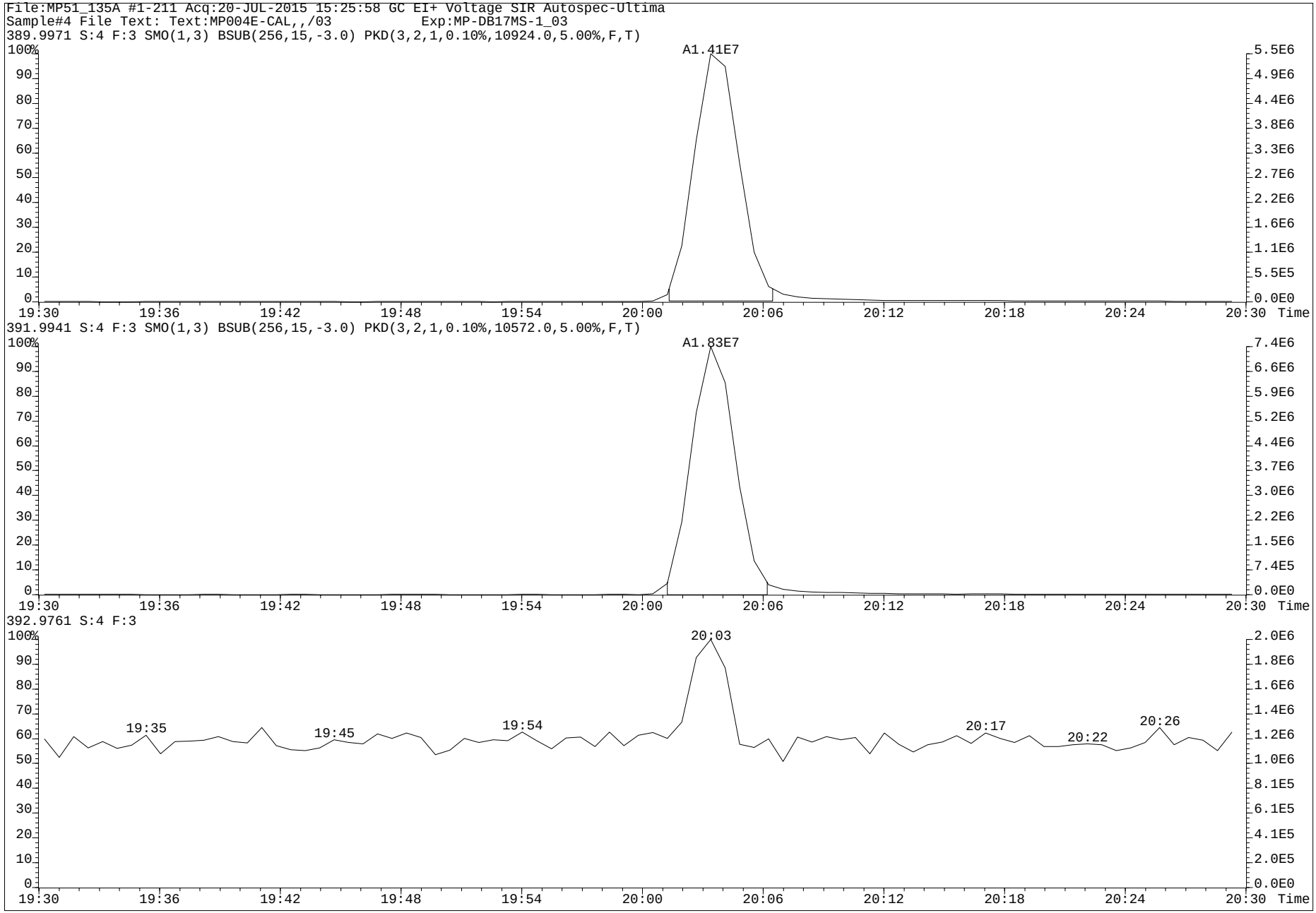
File:MP51_135A #1-211 Acq:20-JUL-2015 15:25:58 GC EI+ Voltage SIR Autospec-Ultima
Sample#4 File Text: Text:MP004E-CAL,,/03 Exp:MP-DB17MS-1_03
389.9971 S:4 F:3 SMO(1,3) BSUB(256,15,-3.0) PKD(3,2,1,0.10%,10924.0,5.00%,F,T)
A1.41E7
391.9941 S:4 F:3 SMO(1,3) BSUB(256,15,-3.0) PKD(3,2,1,0.10%,10572.0,5.00%,F,T)
A1.83E7
392.9761 S:4 F:3
20:03
19:35
19:45
19:54
20:17
20:22
20:26
Time

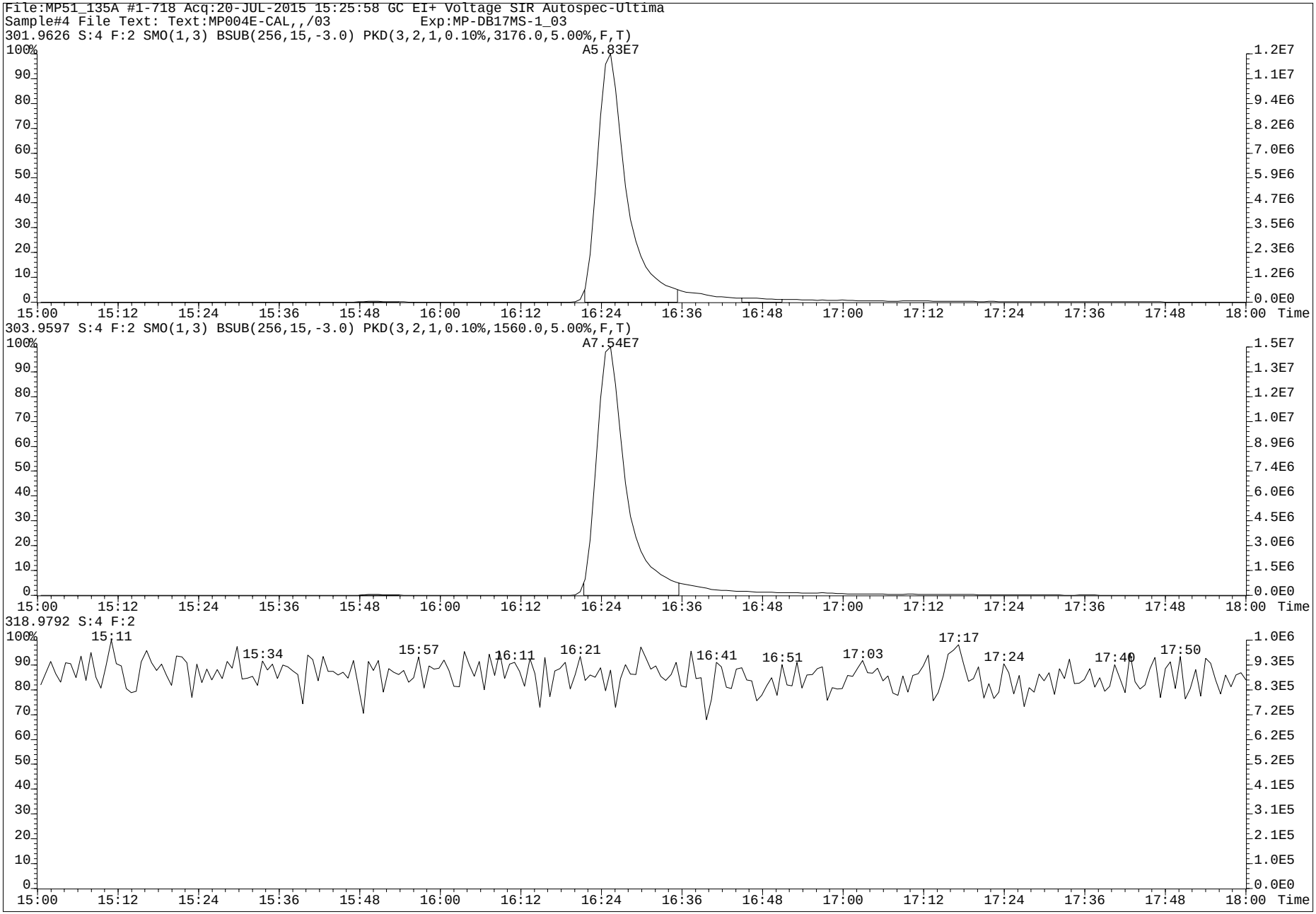
File:MP51_135A #1-718 Acq:20-JUL-2015 15:25:58 GC EI+ Voltage SIR Autospec-Ultima
Sample#4 File Text: Text:MP004E-CAL,,/03 Exp:MP-DB17MS-1_03
301.9626 S:4 F:2 SMO(1,3) BSUB(256,15,-3.0) PKD(3,2,1,0.10%,3176.0,5.00%,F,T)
A5.83E7
303.9597 S:4 F:2 SMO(1,3) BSUB(256,15,-3.0) PKD(3,2,1,0.10%,1560.0,5.00%,F,T)
A7.54E7
318.9792 S:4 F:2
15:11
15:34
15:57
16:11
16:21
16:41
16:51
17:03
17:17
17:24
17:40
17:50
Time

www.axysanalytical.com

Experiment : MP-DB17MS-1_03
GC Program : MP-DB17MS-1_01
Column type : DB17-MS
Serial # : USB503442H
kPa : 143
Vol injected: 2.0uL
PMT Voltage : 399

Temps -source: 250
-s resv: 160
-re_ent: 270
-cap_1 : 270
-cap_2 : 270

Tune : MO
List : VR
Check :
LIMS :
Logfile:

Date -list : 20-JUL-2015
-liner : 22-JUL-2015
-septum: 22-JUL-2015
-guard : 60cm 22-JUL-2015
-column: 30cm 21-JUL-2015
-t line: NEW 26-JUN-2015

#	Data file	S	V	Sample Text	Comments	Acquisition Date/Time
1	MP51_136B	1	1	MP004E-CAL,,/03	1,,2.0uL CS-5/Cal	22-JUL-15 21:59:34
2	MP51_136B	2	2	MP004E-CAL,,/03	1,,2.0uL CS-5/Cal	22-JUL-15 22:34:35
3	MP51_136B	3	3	Toluene,,	1,,1.0uL	22-JUL-15 23:08:40
4	MP51_136B	4	4	Toluene,,	1,,1.0uL	22-JUL-15 23:42:46
5	MP51_136B	5	5	L23368-2,WI2,	4,WG51828,2.0/800uL	23-JUL-15 00:16:52
6	MP51_136B	6	6	L23367-19,WI2,	4,WG51828,2.0/800uL	23-JUL-15 00:50:57
7	MP51_136B	7	7	L23367-20,WI2,	4,WG51828,2.0/800uL	23-JUL-15 01:25:03
8	MP51_136B	8	8	L23367-17,WI2,	4,WG51828,2.0/800uL	23-JUL-15 01:59:10
9	MP51_136B	9	9	L23367-18,WI2,	4,WG51828,2.0/800uL	23-JUL-15 02:33:15
10	MP51_136B	10	10	MP004E-CAL,,/03	1,,2.0uL CS-5/Cal	23-JUL-15 03:07:21
11	MP51_136B	11	11	MP004E-CAL,,/03	1,,2.0uL CS-5/Cal	23-JUL-15 07:39:56
12	MP51_136B	12	12	MP004E-CAL,,/03	1,,2.0uL CS-5/Cal	23-JUL-15 10:29:53
13	MP51_136B	13	13	Toluene,,	1,,1.0uL	23-JUL-15 11:27:47
14	MP51_136B	14	14	Toluene,,	1,,1.0uL	23-JUL-15 12:01:55
15	MP51_136B	15	15	L23368-3,WI,	4,WG51828,2.0/800uL	23-JUL-15 12:36:00
16	MP51_136B	16	16	L23368-4,WI,	4,WG51828,2.0/800uL	23-JUL-15 13:10:07
17	MP51_136B	17	17	L23368-5,WI,	4,WG51828,2.0/800uL	23-JUL-15 13:44:12
18	MP51_136B	18	18	L23367-11,WI,	4,WG51828,2.0/800uL	23-JUL-15 14:18:18
19	MP51_136B	19	19	L23367-12,WI,	4,WG51828,2.0/800uL	23-JUL-15 14:52:24
20	MP51_136B	20	20	L23367-13,WI,	4,WG51828,2.0/800uL	23-JUL-15 15:26:34
21	MP51_136B	21	21	MP004E-CAL,,/03	1,,2.0uL CS-5/Cal	23-JUL-15 16:00:42
22	MP51_136B	22	22	MP004E-CAL,,/03	1,,2.0uL CS-5/Cal	23-JUL-15 16:34:49

www.axysanalytical.com

Run #10 Filename MP51_136B S: 2 I: 1 Acquired: 22-JUL-15 22:34:35 Processed: 23-JUL-15 13:22:31
Run: mp51_136b-a Analyte: MP-DB17-C06 Cal: mp51_134-8a Results: mp51_136b-b Version: V3.6 6-JAN-2000 17:51:42
Sample text: MP004E-CAL,,/03 Comments: 1,,2.0uL CS-5/Cal
sample size: 1.000000 conc units: ng/mL total toxicity: 83.37 F1: 10.0000 F2: 1.0000

	Typ	Name	#Hom	Resp	RA		RT	Conc	Tox #1	DL	Rec	M?
1	Unk	1-OH-Naphthalene	1	3.96e+08	0.75	n	8:04	213.398	21	0.1550	-	n
2	Unk	1-OH-Pyrene	1	5.60e+08	3.67	n	20:39	210.920	21	0.3785	-	n
3	Unk	3-OH-Chrysene	1	9.79e+07	2.09	n	22:56	46.558	5	0.4463	-	n
4	Unk	3-OH-Benz[a]anthracene	1	1.27e+08	2.17	n	23:07	52.753	26	0.3818	-	n
5	Unk	7,8-OH-Benzo[a]pyrene-C	1	7.89e+05	8.50	n	24:45	*	*	*	-	n
6	Unk	7,8-OH-Benzo[a]pyrene-T	0	*	*	n	NotFnd	*	*	*	-	n
7	Unk	7,8-OH-Benzo[a]pyrene-3	1	8.06e+05	4.44	n	26:03	*	*	*	-	n
8	Unk	9-OH-Benzo[a]pyrene	1	4.63e+07	7.75	n	26:20	48.695	5	0.8826	-	n
9	Unk	3-OH-Benzo[a]pyrene	1	3.37e+07	5.93	n	26:35	50.391	5	1.7000	-	n
10	Unk	7,8-OH-Benzo[a]pyrene-4	0	*	*	n	NotFnd	*	*	*	-	n
11	IS	13C6-1-OH-Naphthalene	1	3.87e+08	0.71	n	8:04	170.842	-	0.1321	68.3	n
12	IS	13C6-1-OH-Pyrene	1	6.55e+08	3.33	n	20:39	213.223	-	0.1206	85.3	n
13	IS	13C6-1-OH-BAA	1	6.15e+08	2.48	n	22:24	258.404	-	0.1369	102.5	n
14	IS	13C6-3-OH-Chrysene	1	6.52e+08	2.10	n	22:56	241.724	-	0.1209	95.7	n
15	IS	D11-3-OH-Benzo[a]pyrene	1	2.59e+08	7.45	n	26:30	220.325	-	0.1688	88.6	n
16	IS	13C-CL4-OH-PCB-79	1	1.28e+07	0.79	y	19:58	30.009	-	0.6688	60.0	n
17	IS	13C-CL4-PCB-79	0	*	*	n	NotFnd	*	-	*	Div0	n
18	RS	13C-CL4-PCB-81	1	1.01e+08	0.77	y	16:15	31.905	-	-	-	n
19	Tot	Fn1 Lock	-	-			-	-	-	-	-	n
20	Tot	Fn2 Lock	-	-			-	-	-	-	-	n
21	Tot	Fn3 Lock	-	-			-	-	-	-	-	n
22	Tot	Fn4 Lock	-	-			-	-	-	-	-	n
23	Tot	Fn4 Lock	-	-			-	-	-	-	-	n
24	Tot	Fn5 Lock	-	-			-	-	-	-	-	n
25	Tot	Fn6 Lock	-	-			-	-	-	-	-	n

PV AS 8-AUG-2015

SV by MW
12-Aug-2015

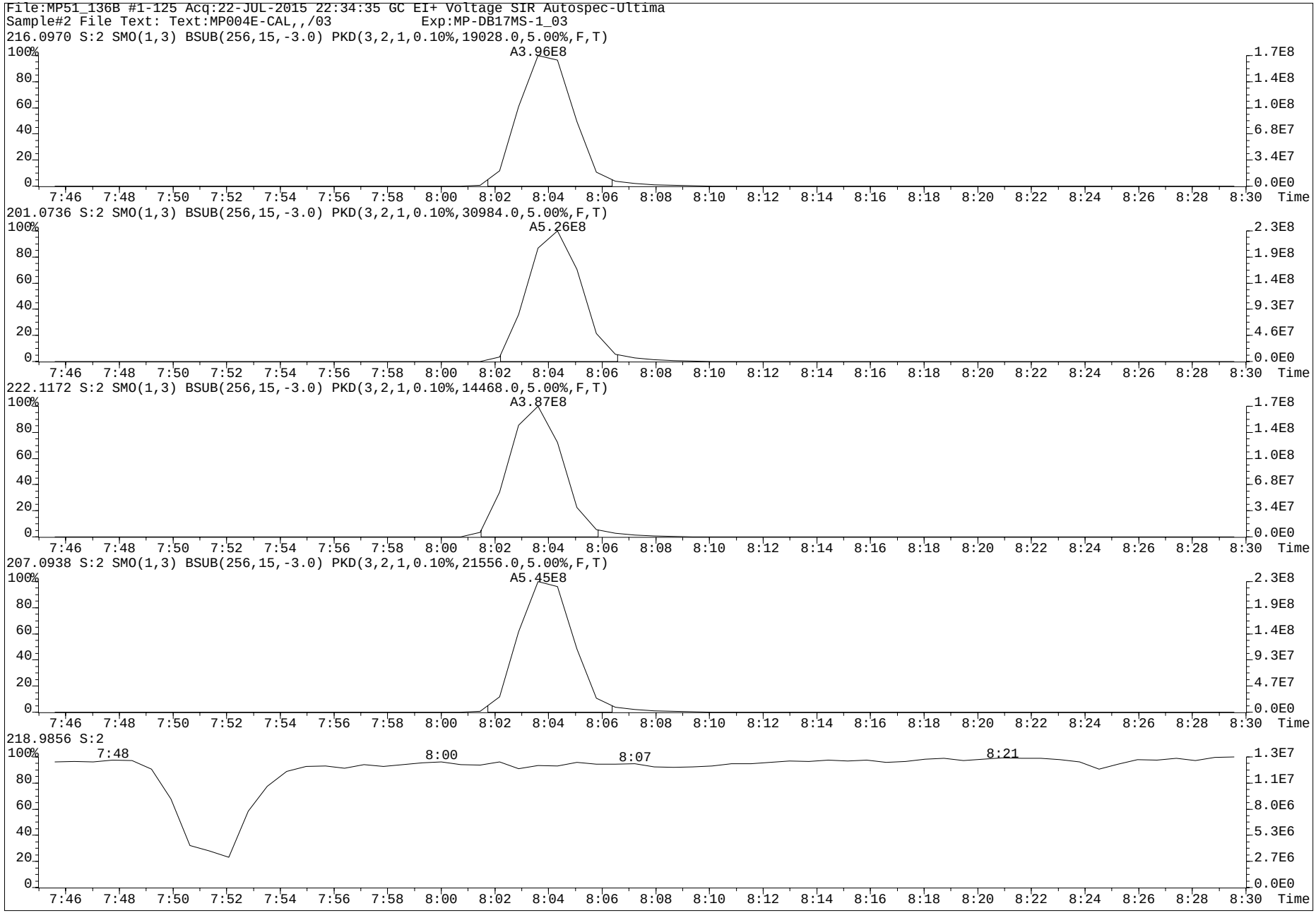
File:MP51_136B #1-125 Acq:22-JUL-2015 22:34:35 GC EI+ Voltage SIR Autospec-Ultima
Sample#2 File Text: Text:MP004E-CAL,,/03 Exp:MP-DB17MS-1_03
216.0970 S:2 SMO(1,3) BSUB(256,15,-3.0) PKD(3,2,1,0.10%,19028.0,5.00%,F,T)
A3.96E8
201.0736 S:2 SMO(1,3) BSUB(256,15,-3.0) PKD(3,2,1,0.10%,30984.0,5.00%,F,T)
A5.26E8
222.1172 S:2 SMO(1,3) BSUB(256,15,-3.0) PKD(3,2,1,0.10%,14468.0,5.00%,F,T)
A3.87E8
207.0938 S:2 SMO(1,3) BSUB(256,15,-3.0) PKD(3,2,1,0.10%,21556.0,5.00%,F,T)
A5.45E8
218.9856 S:2
7:48
8:00
8:07
8:21
Time

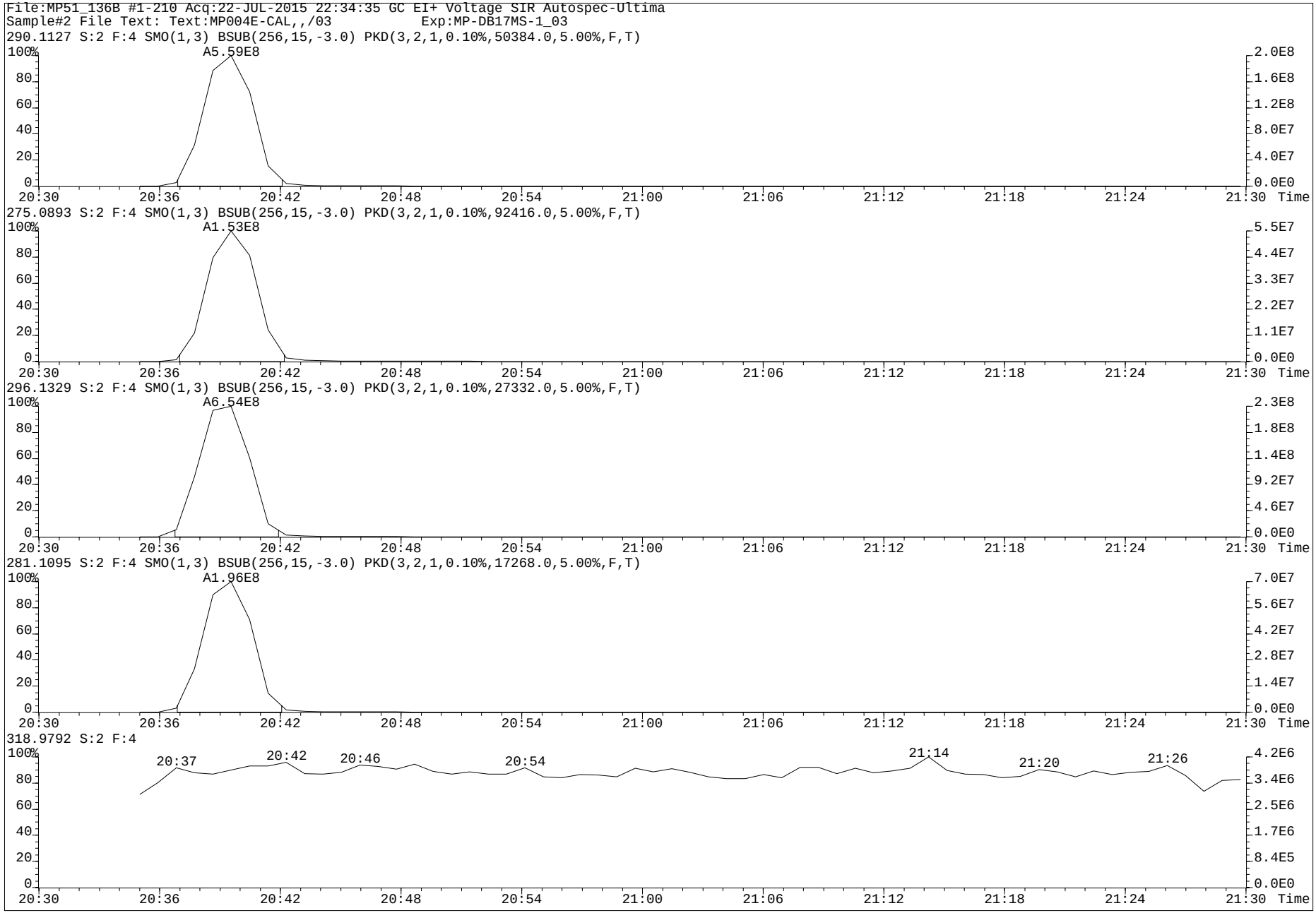
File:MP51_136B #1-210 Acq:22-JUL-2015 22:34:35 GC EI+ Voltage SIR Autospec-Ultima
Sample#2 File Text: Text:MP004E-CAL,,/03 Exp:MP-DB17MS-1_03
290.1127 S:2 F:4 SMO(1,3) BSUB(256,15,-3.0) PKD(3,2,1,0.10%,50384.0,5.00%,F,T)
A5.59E8
275.0893 S:2 F:4 SMO(1,3) BSUB(256,15,-3.0) PKD(3,2,1,0.10%,92416.0,5.00%,F,T)
A1.53E8
296.1329 S:2 F:4 SMO(1,3) BSUB(256,15,-3.0) PKD(3,2,1,0.10%,27332.0,5.00%,F,T)
A6.54E8
281.1095 S:2 F:4 SMO(1,3) BSUB(256,15,-3.0) PKD(3,2,1,0.10%,17268.0,5.00%,F,T)
A1.96E8
318.9792 S:2 F:4
20:37
20:42
20:46
20:54
21:14
21:20
21:26
Time

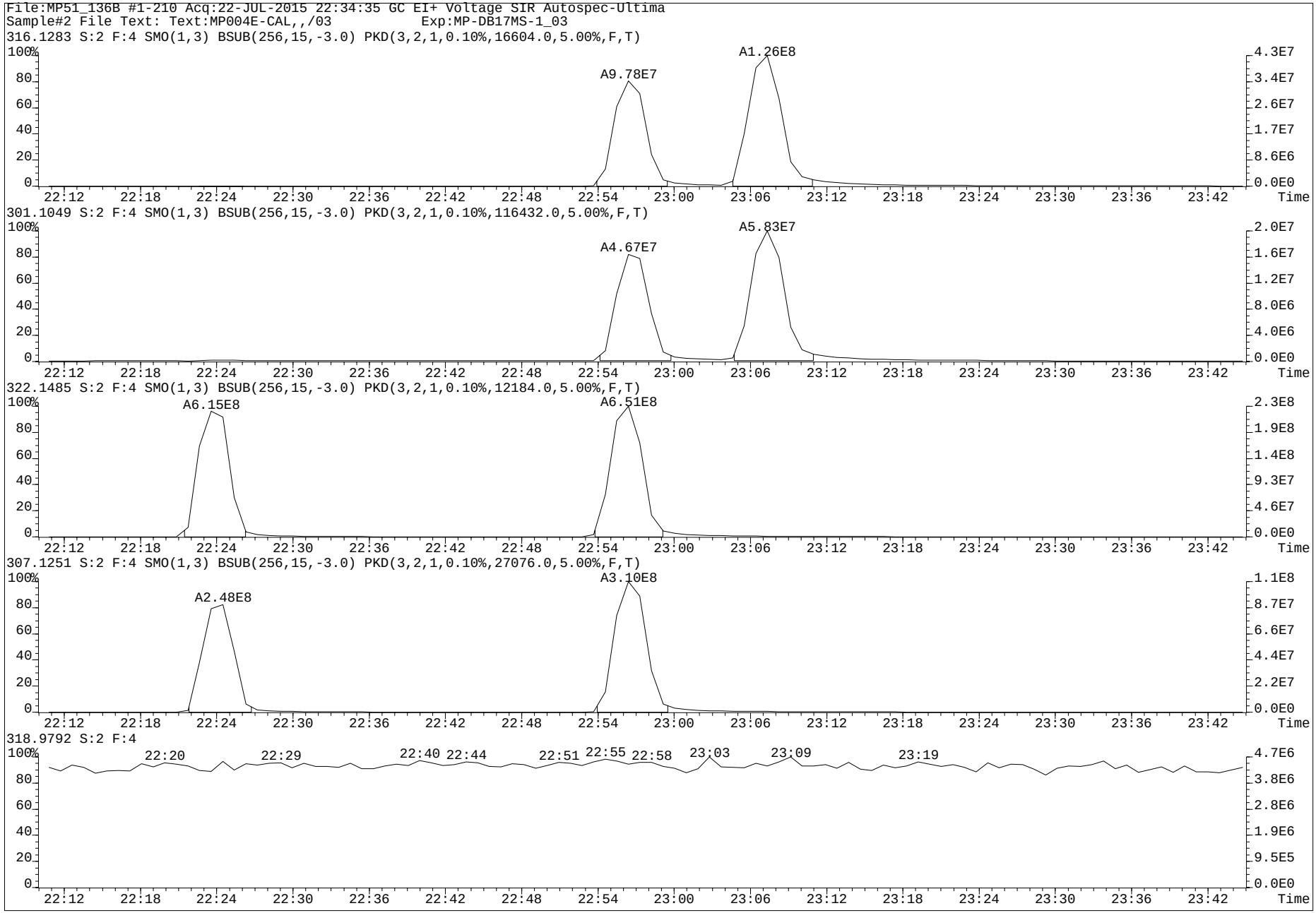
File:MP51_136B #1-210 Acq:22-JUL-2015 22:34:35 GC EI+ Voltage SIR Autospec-Ultima
Sample#2 File Text: Text:MP004E-CAL,,/03 Exp:MP-DB17MS-1_03
316.1283 S:2 F:4 SMO(1,3) BSUB(256,15,-3.0) PKD(3,2,1,0.10%,16604.0,5.00%,F,T)
A9.78E7
A1.26E8
301.1049 S:2 F:4 SMO(1,3) BSUB(256,15,-3.0) PKD(3,2,1,0.10%,116432.0,5.00%,F,T)
A4.67E7
A5.83E7
322.1485 S:2 F:4 SMO(1,3) BSUB(256,15,-3.0) PKD(3,2,1,0.10%,12184.0,5.00%,F,T)
A6.15E8
A6.51E8
307.1251 S:2 F:4 SMO(1,3) BSUB(256,15,-3.0) PKD(3,2,1,0.10%,27076.0,5.00%,F,T)
A2.48E8
A3.10E8
318.9792 S:2 F:4
22:20
22:29
22:40
22:44
22:51
22:55
22:58
23:03
23:09
23:19
Time

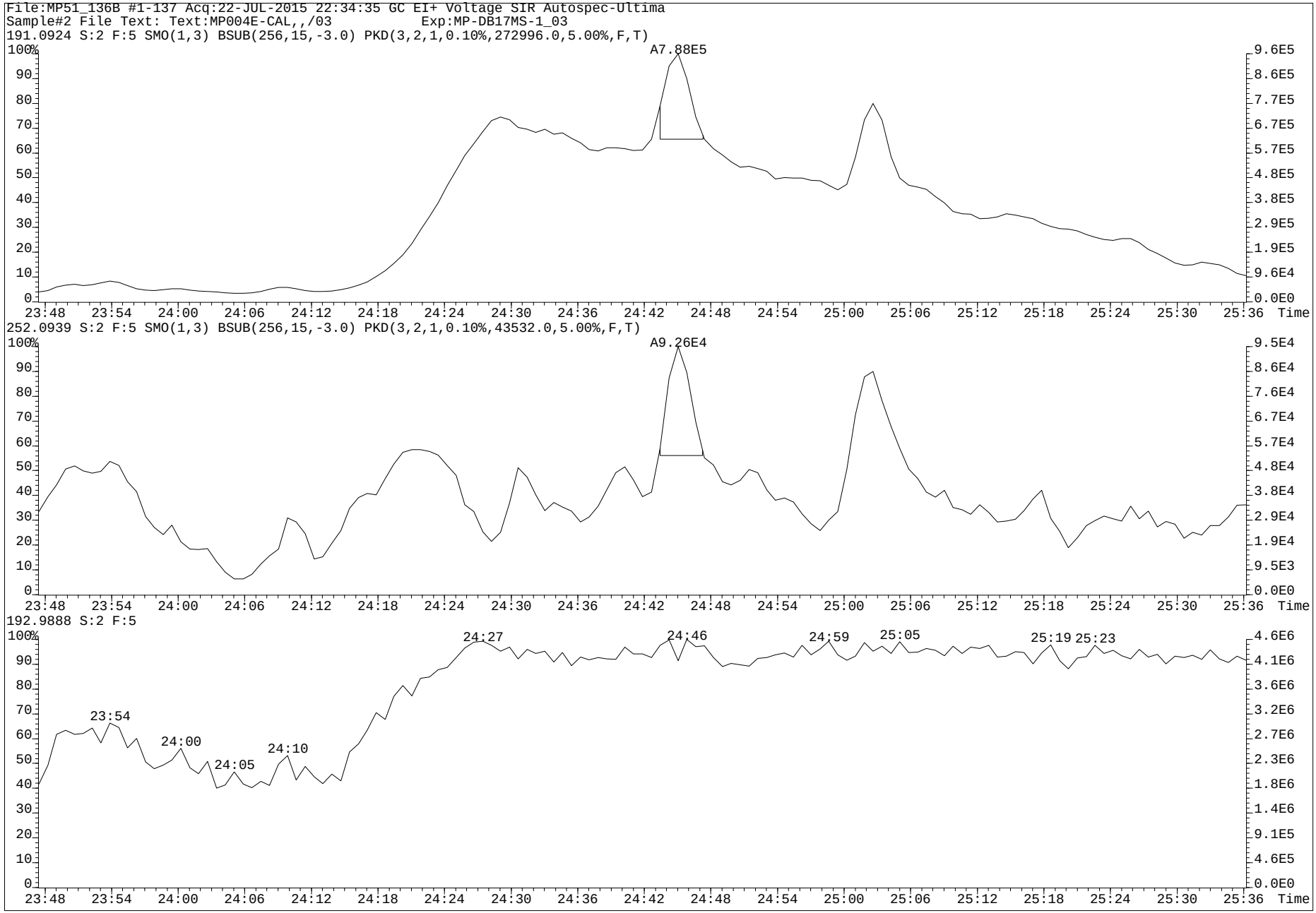
File:MP51_136B #1-137 Acq:22-JUL-2015 22:34:35 GC EI+ Voltage SIR Autospec-Ultima
Sample#2 File Text: Text:MP004E-CAL,,/03 Exp:MP-DB17MS-1_03
191.0924 S:2 F:5 SMO(1,3) BSUB(256,15,-3.0) PKD(3,2,1,0.10%,272996.0,5.00%,F,T)
A7.88E5
252.0939 S:2 F:5 SMO(1,3) BSUB(256,15,-3.0) PKD(3,2,1,0.10%,43532.0,5.00%,F,T)
A9.26E4
192.9888 S:2 F:5
23:54
24:00
24:05
24:10
24:27
24:46
24:59
25:05
25:19
25:23
Time

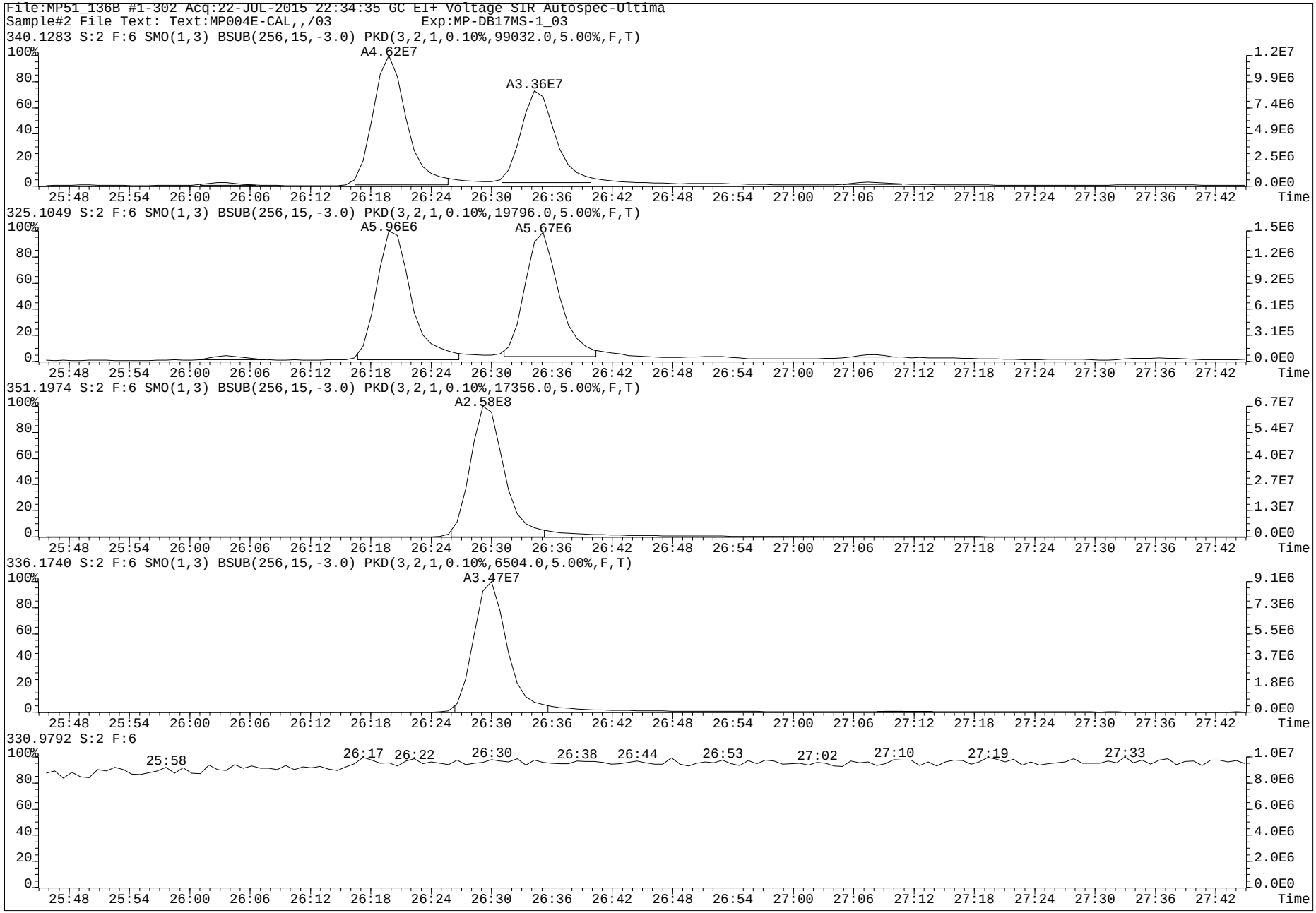
File:MP51_136B #1-302 Acq:22-JUL-2015 22:34:35 GC EI+ Voltage SIR Autospec-Ultima
Sample#2 File Text: Text:MP004E-CAL,,/03 Exp:MP-DB17MS-1_03
340.1283 S:2 F:6 SMO(1,3) BSUB(256,15,-3.0) PKD(3,2,1,0.10%,99032.0,5.00%,F,T)
A4.62E7
A3.36E7
325.1049 S:2 F:6 SMO(1,3) BSUB(256,15,-3.0) PKD(3,2,1,0.10%,19796.0,5.00%,F,T)
A5.96E6
A5.67E6
351.1974 S:2 F:6 SMO(1,3) BSUB(256,15,-3.0) PKD(3,2,1,0.10%,17356.0,5.00%,F,T)
A2.58E8
336.1740 S:2 F:6 SMO(1,3) BSUB(256,15,-3.0) PKD(3,2,1,0.10%,6504.0,5.00%,F,T)
A3.47E7
330.9792 S:2 F:6
25:58
26:17
26:22
26:30
26:38
26:44
26:53
27:02
27:10
27:19
27:33
Time

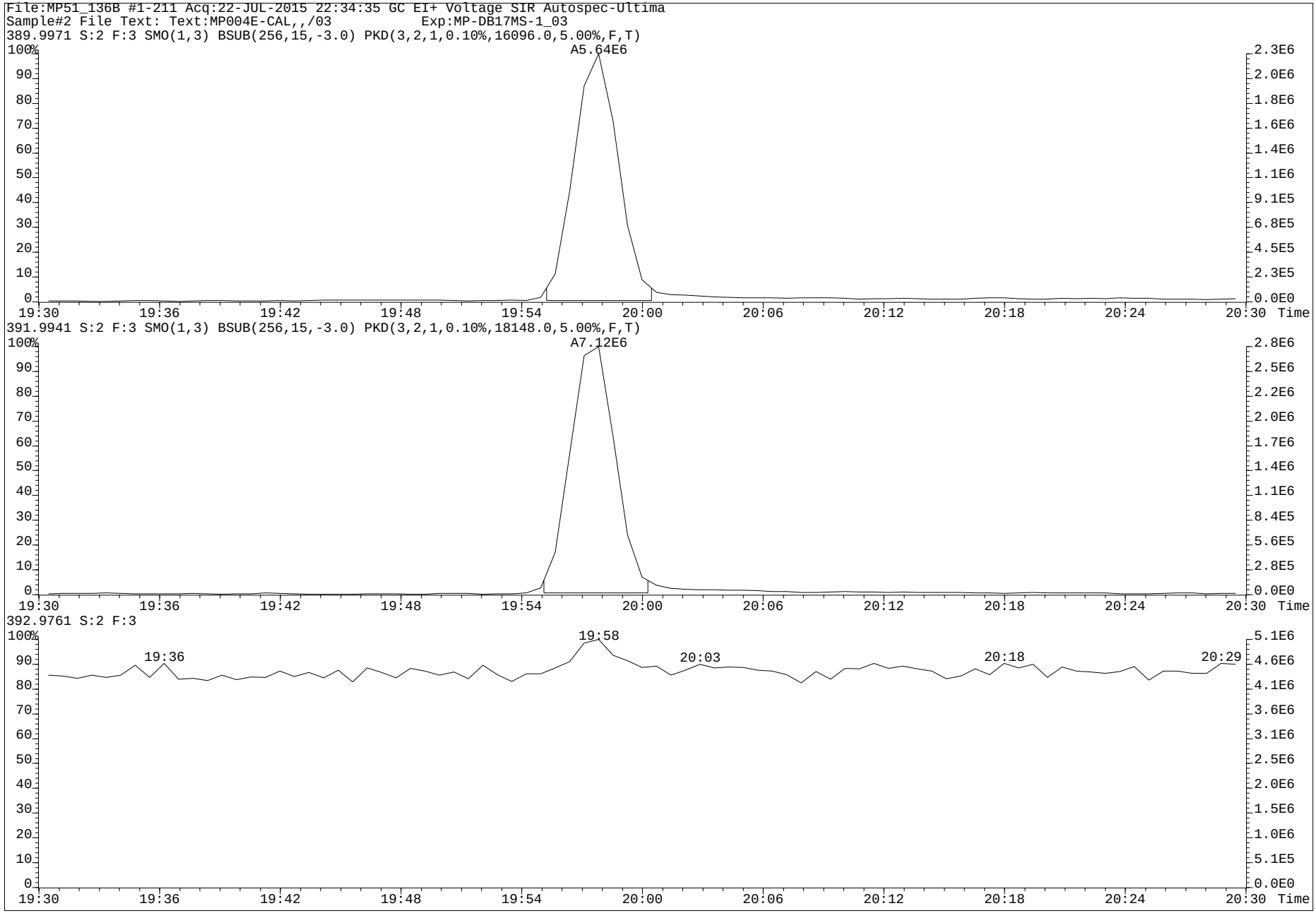
File:MP51_136B #1-211 Acq:22-JUL-2015 22:34:35 GC EI+ Voltage SIR Autospec-Ultima
Sample#2 File Text: Text:MP004E-CAL,,/03 Exp:MP-DB17MS-1_03
389.9971 S:2 F:3 SMO(1,3) BSUB(256,15,-3.0) PKD(3,2,1,0.10%,16096.0,5.00%,F,T)
A5.64E6
391.9941 S:2 F:3 SMO(1,3) BSUB(256,15,-3.0) PKD(3,2,1,0.10%,18148.0,5.00%,F,T)
A7.12E6
392.9761 S:2 F:3
19:36
19:58
20:03
20:18
20:29
19:30 19:36 19:42 19:48 19:54 20:00 20:06 20:12 20:18 20:24 20:30 Time

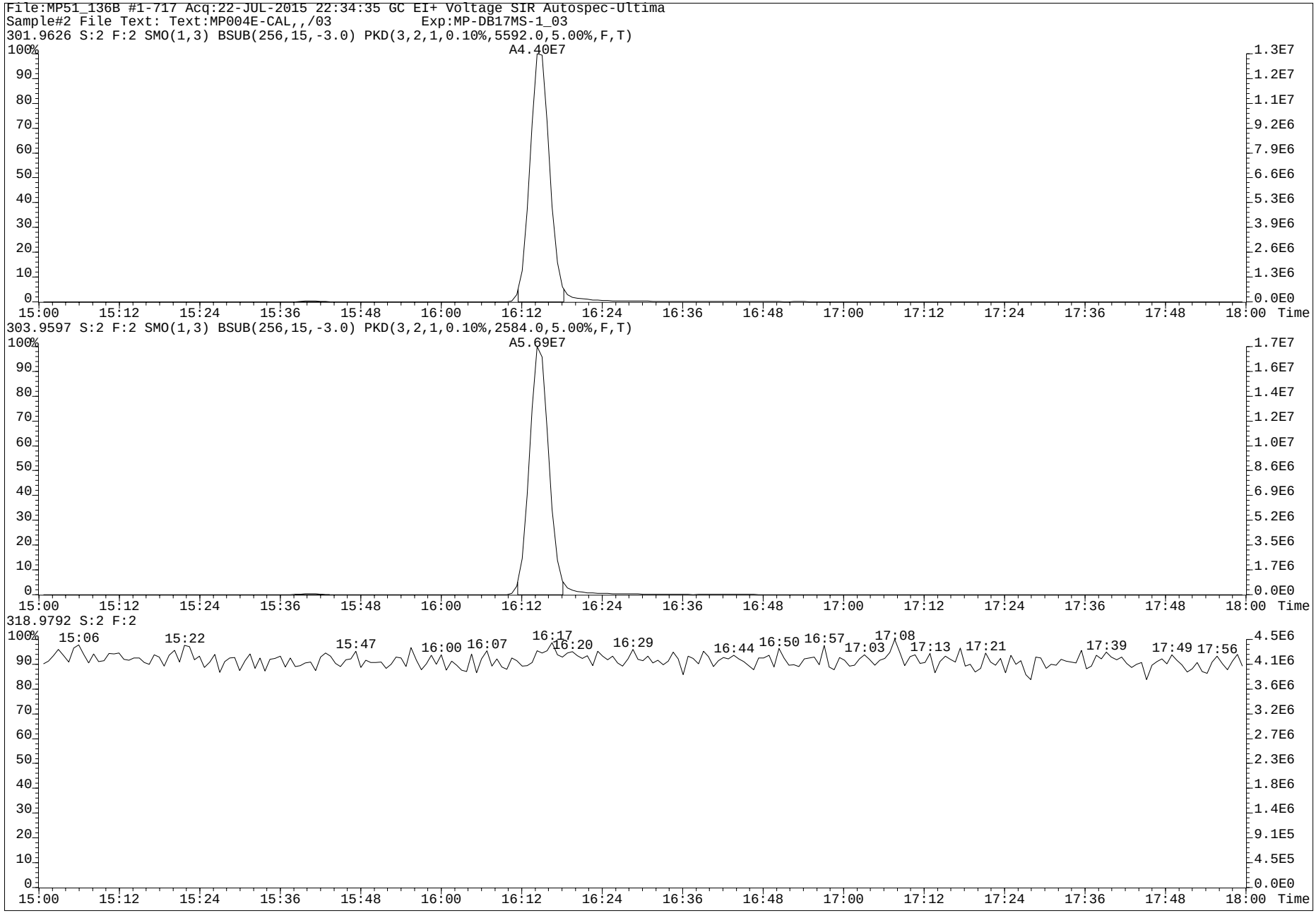
File:MP51_136B #1-717 Acq:22-JUL-2015 22:34:35 GC EI+ Voltage SIR Autospec-Ultima
Sample#2 File Text: Text:MP004E-CAL,,/03 Exp:MP-DB17MS-1_03
301.9626 S:2 F:2 SMO(1,3) BSUB(256,15,-3.0) PKD(3,2,1,0.10%,5592.0,5.00%,F,T)
A4.40E7
303.9597 S:2 F:2 SMO(1,3) BSUB(256,15,-3.0) PKD(3,2,1,0.10%,2584.0,5.00%,F,T)
A5.69E7
318.9792 S:2 F:2
15:06
15:22
15:47
16:00
16:07
16:17
16:20
16:29
16:44
16:50
16:57
17:03
17:08
17:13
17:21
17:39
17:49
17:56
Time

www.axysanalytical.com

Run #10 Filename MP51_136B S: 12 I: 1 Acquired: 23-JUL-15 10:29:53 Processed: 23-JUL-15 13:22:45
Run: mp51_136b-a Analyte: MP-DB17-C06 Cal: mp51_134-8a Results: mp51_136b-b Version: V3.6 6-JAN-2000 17:51:42
Sample text: MP004E-CAL,,/03 Comments: 1,,2.0uL CS-5/Cal
sample size: 1.000000 conc units: ng/mL total toxicity: 82.11 F1: 10.0000 F2: 1.0000

	Typ	Name	#Hom	Resp	RA		RT	Conc	Tox #1	DL	Rec	M?
1	Unk	1-OH-Naphthalene	1	4.41e+08	0.79	n	8:03	206.565	21	0.1233	-	n
2	Unk	1-OH-Pyrene	1	4.28e+08	3.62	n	20:39	205.915	21	0.2533	-	n
3	Unk	3-OH-Chrysene	1	7.85e+07	2.13	n	22:56	45.599	5	0.2917	-	n
4	Unk	3-OH-Benz[a]anthracene	1	1.01e+08	2.18	n	23:07	51.233	26	0.2449	-	n
5	Unk	7,8-OH-Benzo[a]pyrene-C	0	*	*	n	NotFnd	*	*	*	-	n
6	Unk	7,8-OH-Benzo[a]pyrene-T	0	*	*	n	NotFnd	*	*	*	-	n
7	Unk	7,8-OH-Benzo[a]pyrene-3	0	*	*	n	NotFnd	*	*	*	-	n
8	Unk	9-OH-Benzo[a]pyrene	1	3.98e+07	7.88	n	26:20	51.198	5	1.2912	-	n
9	Unk	3-OH-Benzo[a]pyrene	1	3.10e+07	6.02	n	26:34	55.614	6	2.6899	-	y
10	Unk	7,8-OH-Benzo[a]pyrene-4	0	*	*	n	NotFnd	*	*	*	-	n
11	IS	13C6-1-OH-Naphthalene	1	4.45e+08	0.77	n	8:03	278.030	-	0.3570	111.2	n
12	IS	13C6-1-OH-Pyrene	1	5.13e+08	3.42	n	20:39	236.261	-	0.1902	94.5	n
13	IS	13C6-1-OH-BAA	1	5.05e+08	2.52	n	22:24	299.799	-	0.3279	119.0	n
14	IS	13C6-3-OH-Chrysene	1	5.34e+08	2.14	n	22:56	279.857	-	0.2895	110.8	n
15	IS	D11-3-OH-Benzo[a]pyrene	1	2.16e+08	6.63	n	26:30	260.045	-	0.2771	104.5	n
16	IS	13C-CL4-OH-PCB-79	1	9.39e+06	0.78	y	19:58	31.214	-	0.7789	62.4	n
17	IS	13C-CL4-PCB-79	0	*	*	n	NotFnd	*	-	*	Div0	n
18	RS	13C-CL4-PCB-81	1	7.14e+07	0.78	y	16:15	22.562	-	-	-	n
19	Tot	Fn1 Lock	-	-			-	-	-	-	-	n
20	Tot	Fn2 Lock	-	-			-	-	-	-	-	n
21	Tot	Fn3 Lock	-	-			-	-	-	-	-	n
22	Tot	Fn4 Lock	-	-			-	-	-	-	-	n
23	Tot	Fn4 Lock	-	-			-	-	-	-	-	n
24	Tot	Fn5 Lock	-	-			-	-	-	-	-	n
25	Tot	Fn6 Lock	-	-			-	-	-	-	-	n

PV AS 8-AUG-2015

SU MY MW
12-Aug-2015

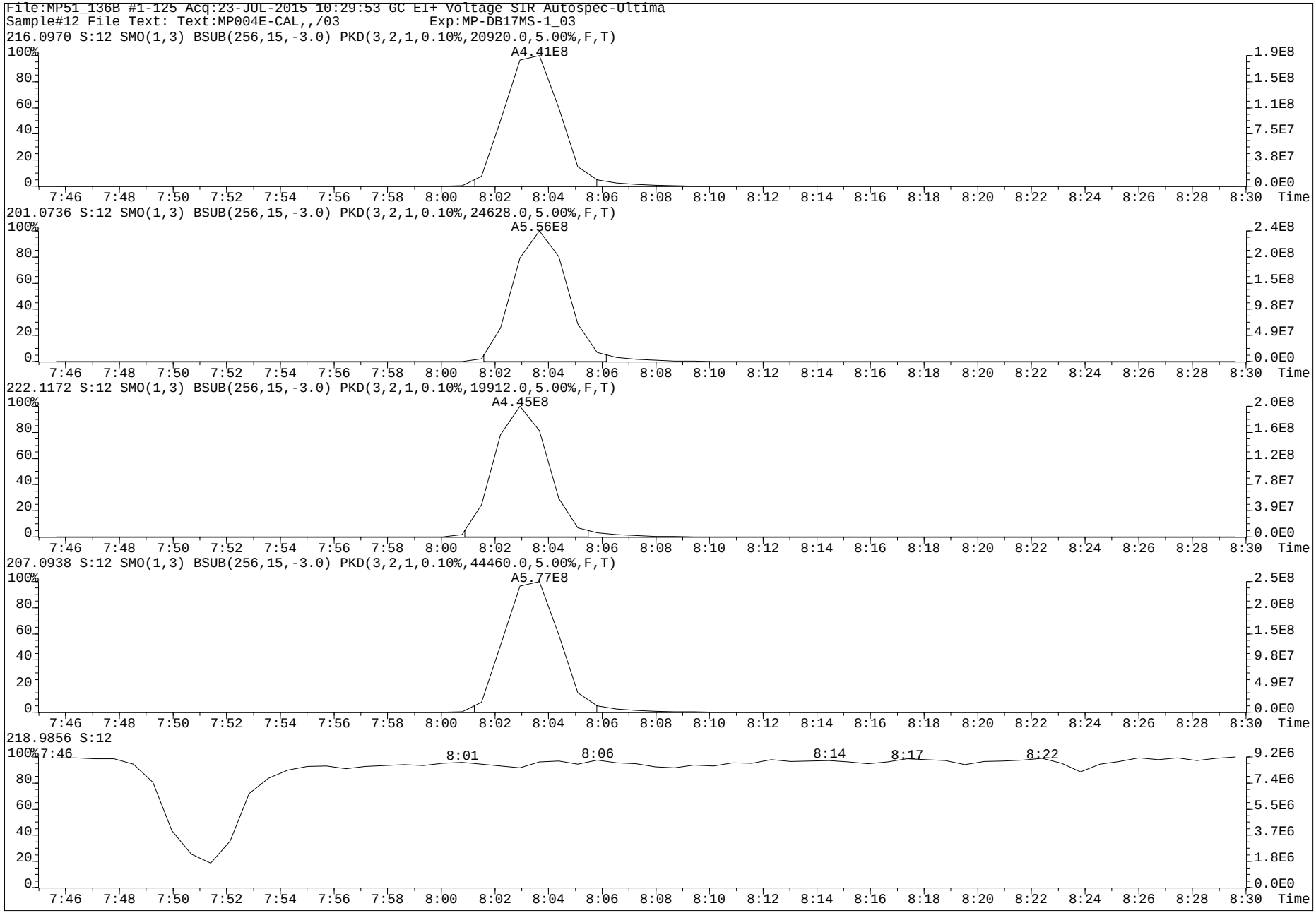
File:MP51_136B #1-125 Acq:23-JUL-2015 10:29:53 GC EI+ Voltage SIR Autospec-Ultima
Sample#12 File Text: Text:MP004E-CAL,,/03 Exp:MP-DB17MS-1_03
216.0970 S:12 SMO(1,3) BSUB(256,15,-3.0) PKD(3,2,1,0.10%,20920.0,5.00%,F,T)
A4.41E8
201.0736 S:12 SMO(1,3) BSUB(256,15,-3.0) PKD(3,2,1,0.10%,24628.0,5.00%,F,T)
A5.56E8
222.1172 S:12 SMO(1,3) BSUB(256,15,-3.0) PKD(3,2,1,0.10%,19912.0,5.00%,F,T)
A4.45E8
207.0938 S:12 SMO(1,3) BSUB(256,15,-3.0) PKD(3,2,1,0.10%,44460.0,5.00%,F,T)
A5.77E8
218.9856 S:12
7:46
8:01
8:06
8:14
8:17
8:22
Time

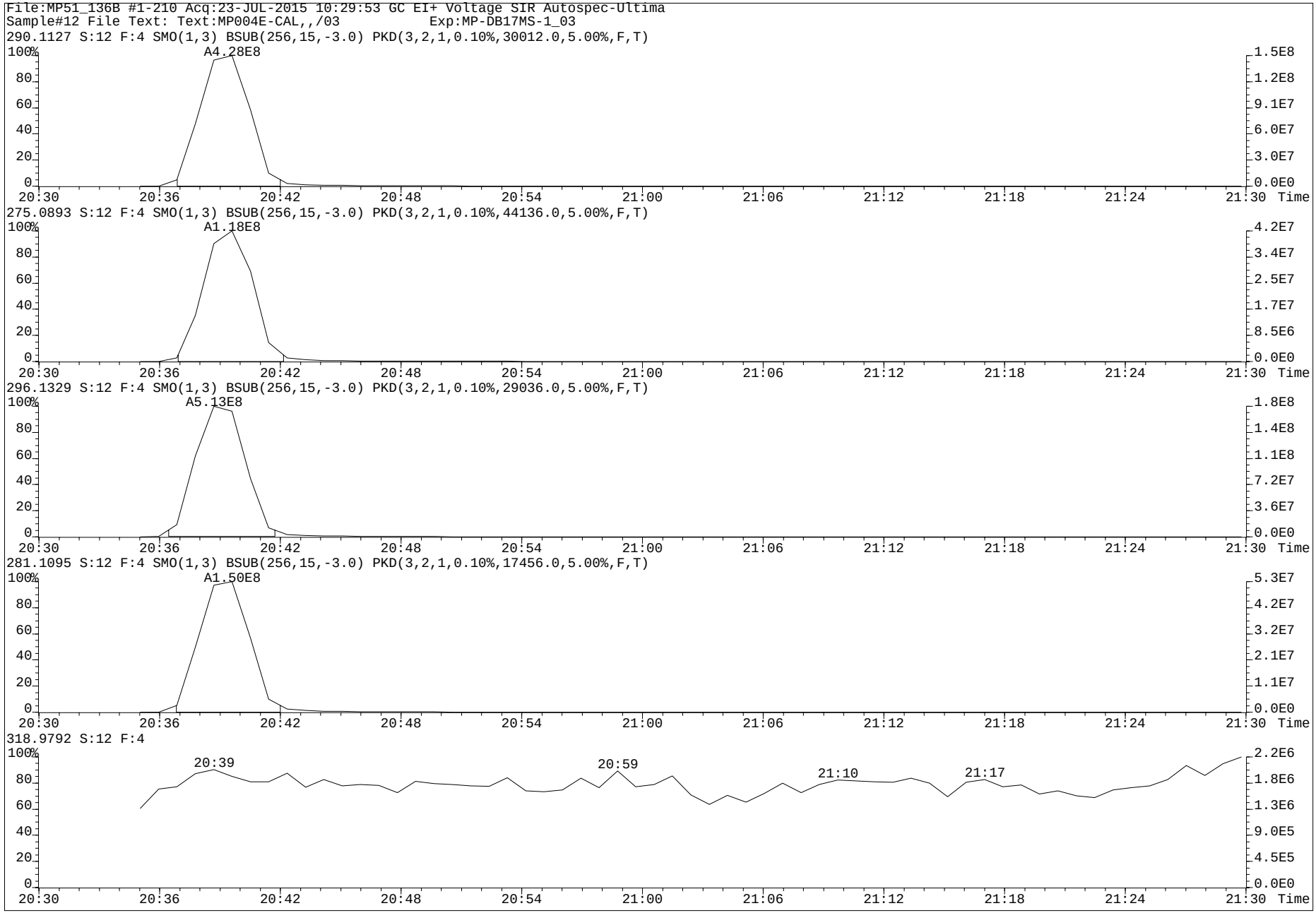
File:MP51_136B #1-210 Acq:23-JUL-2015 10:29:53 GC EI+ Voltage SIR Autospec-Ultima
Sample#12 File Text: Text:MP004E-CAL,,/03 Exp:MP-DB17MS-1_03
290.1127 S:12 F:4 SMO(1,3) BSUB(256,15,-3.0) PKD(3,2,1,0.10%,30012.0,5.00%,F,T)
A4.28E8
275.0893 S:12 F:4 SMO(1,3) BSUB(256,15,-3.0) PKD(3,2,1,0.10%,44136.0,5.00%,F,T)
A1.18E8
296.1329 S:12 F:4 SMO(1,3) BSUB(256,15,-3.0) PKD(3,2,1,0.10%,29036.0,5.00%,F,T)
A5.13E8
281.1095 S:12 F:4 SMO(1,3) BSUB(256,15,-3.0) PKD(3,2,1,0.10%,17456.0,5.00%,F,T)
A1.50E8
318.9792 S:12 F:4
20:39
20:59
21:10
21:17
20:30
20:36
20:42
20:48
20:54
21:00
21:06
21:12
21:18
21:24
21:30
Time

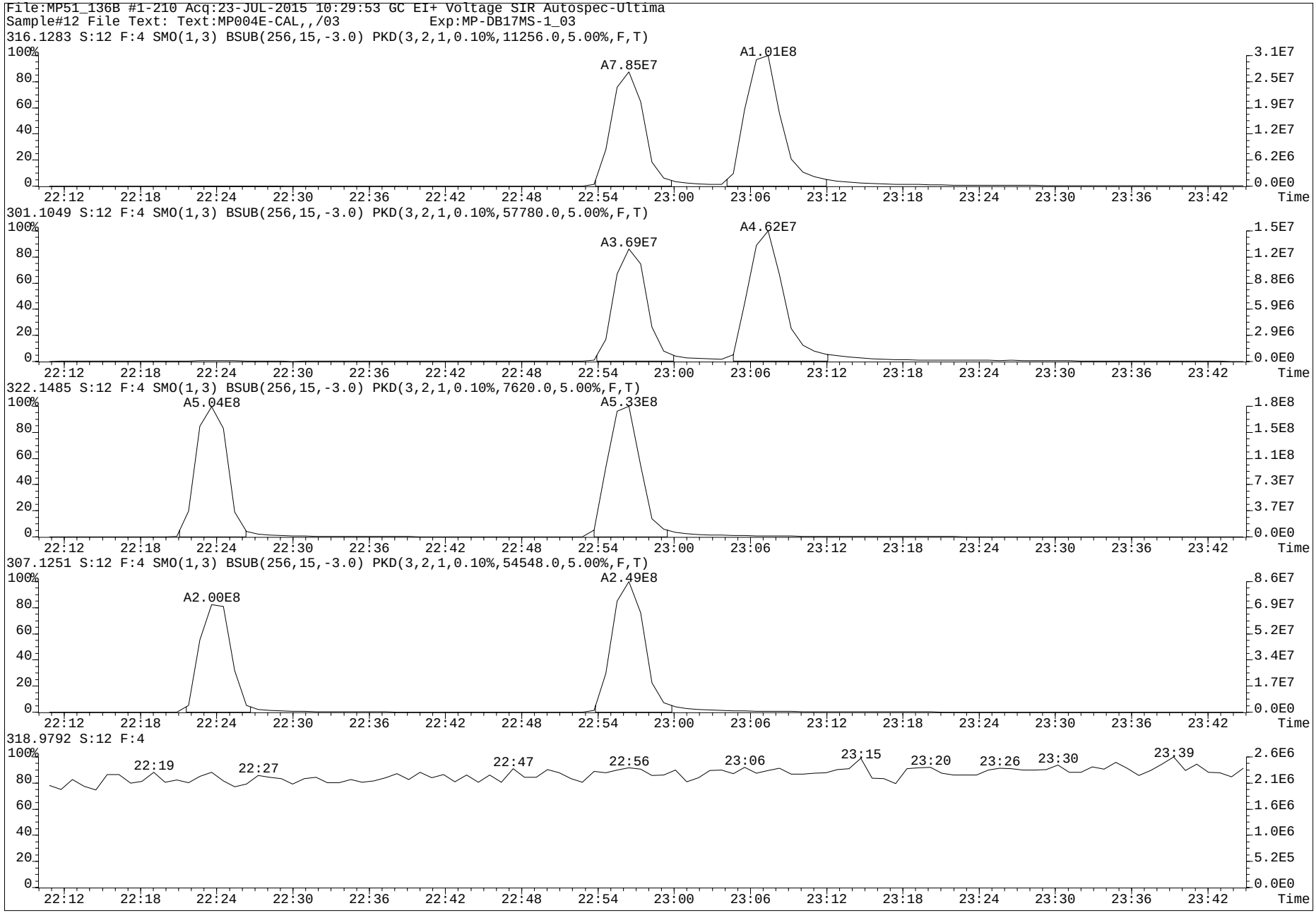
File:MP51_136B #1-210 Acq:23-JUL-2015 10:29:53 GC EI+ Voltage SIR Autospec-Ultima
Sample#12 File Text: Text:MP004E-CAL,,/03 Exp:MP-DB17MS-1_03
316.1283 S:12 F:4 SMO(1,3) BSUB(256,15,-3.0) PKD(3,2,1,0.10%,11256.0,5.00%,F,T)
A7.85E7
A1.01E8
301.1049 S:12 F:4 SMO(1,3) BSUB(256,15,-3.0) PKD(3,2,1,0.10%,57780.0,5.00%,F,T)
A3.69E7
A4.62E7
322.1485 S:12 F:4 SMO(1,3) BSUB(256,15,-3.0) PKD(3,2,1,0.10%,7620.0,5.00%,F,T)
A5.04E8
A5.33E8
307.1251 S:12 F:4 SMO(1,3) BSUB(256,15,-3.0) PKD(3,2,1,0.10%,54548.0,5.00%,F,T)
A2.00E8
A2.49E8
318.9792 S:12 F:4
22:19
22:27
22:47
22:56
23:06
23:15
23:20
23:26
23:30
23:39
Time

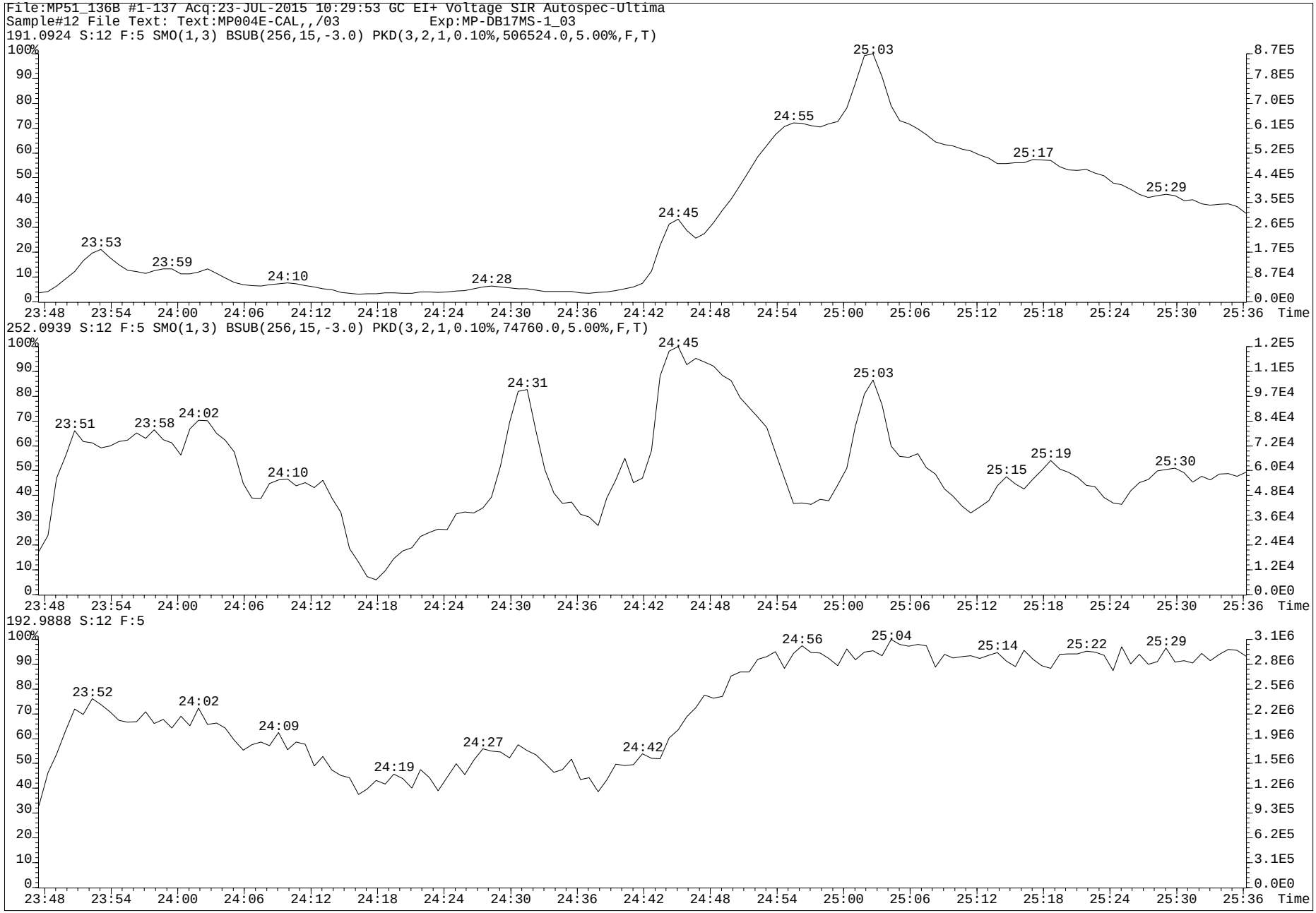
File:MP51_136B #1-137 Acq:23-JUL-2015 10:29:53 GC EI+ Voltage SIR Autospec-Ultima
Sample#12 File Text: Text:MP004E-CAL,,/03 Exp:MP-DB17MS-1_03
191.0924 S:12 F:5 SMO(1,3) BSUB(256,15,-3.0) PKD(3,2,1,0.10%,506524.0,5.00%,F,T)
23:53
23:59
24:10
24:28
24:45
24:55
25:03
25:17
25:29
252.0939 S:12 F:5 SMO(1,3) BSUB(256,15,-3.0) PKD(3,2,1,0.10%,74760.0,5.00%,F,T)
23:51
23:58
24:02
24:10
24:31
24:45
25:03
25:15
25:19
25:30
192.9888 S:12 F:5
23:52
24:02
24:09
24:19
24:27
24:42
24:56
25:04
25:14
25:22
25:29
Time

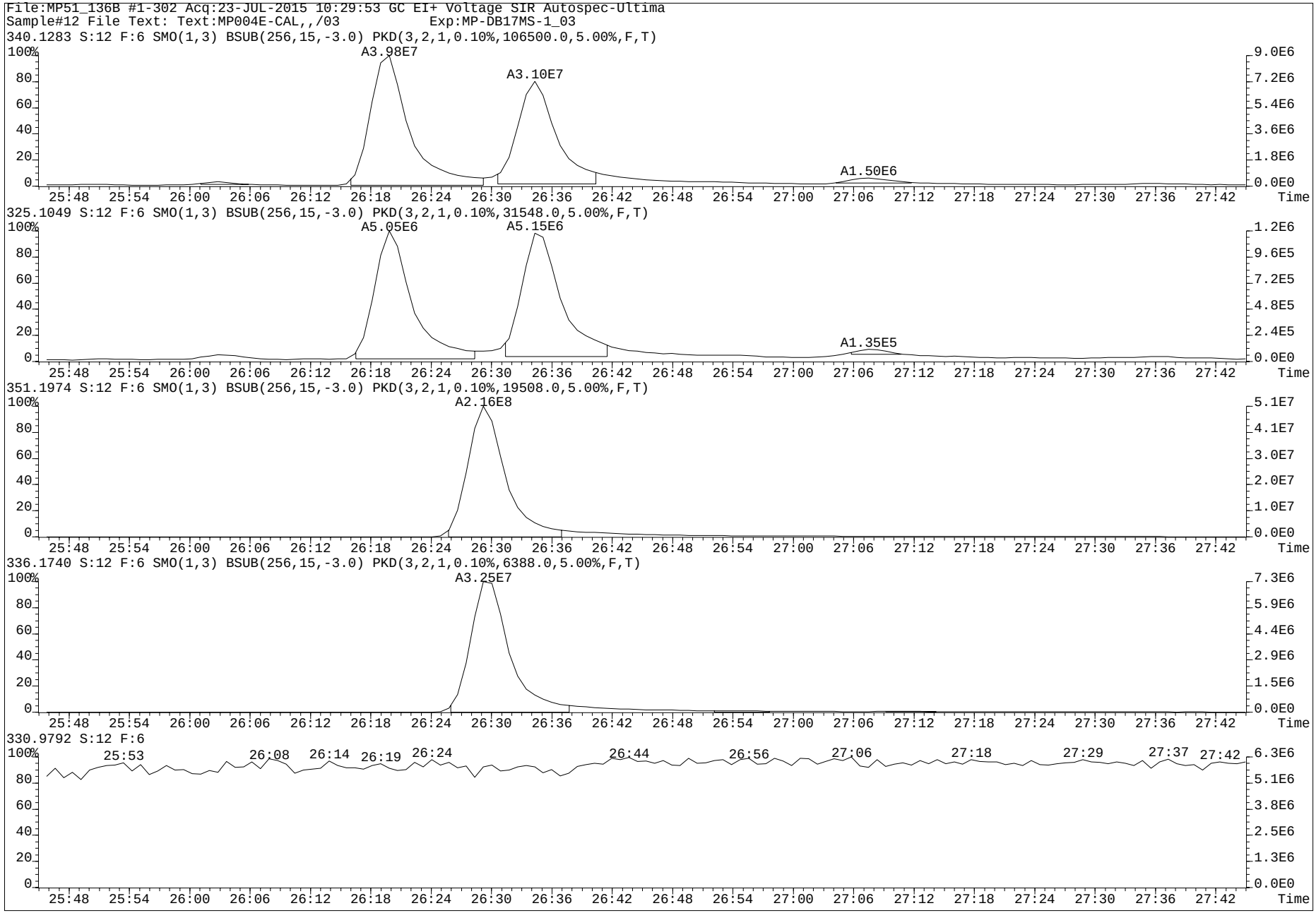
File:MP51_136B #1-302 Acq:23-JUL-2015 10:29:53 GC EI+ Voltage SIR Autospec-Ultima
Sample#12 File Text: Text:MP004E-CAL,,/03 Exp:MP-DB17MS-1_03
340.1283 S:12 F:6 SMO(1,3) BSUB(256,15,-3.0) PKD(3,2,1,0.10%,106500.0,5.00%,F,T)
A3.98E7
A3.10E7
A1.50E6
325.1049 S:12 F:6 SMO(1,3) BSUB(256,15,-3.0) PKD(3,2,1,0.10%,31548.0,5.00%,F,T)
A5.05E6
A5.15E6
A1.35E5
351.1974 S:12 F:6 SMO(1,3) BSUB(256,15,-3.0) PKD(3,2,1,0.10%,19508.0,5.00%,F,T)
A2.16E8
336.1740 S:12 F:6 SMO(1,3) BSUB(256,15,-3.0) PKD(3,2,1,0.10%,6388.0,5.00%,F,T)
A3.25E7
330.9792 S:12 F:6
25:53
26:08
26:14
26:19
26:24
26:44
26:56
27:06
27:18
27:29
27:37
27:42
Time

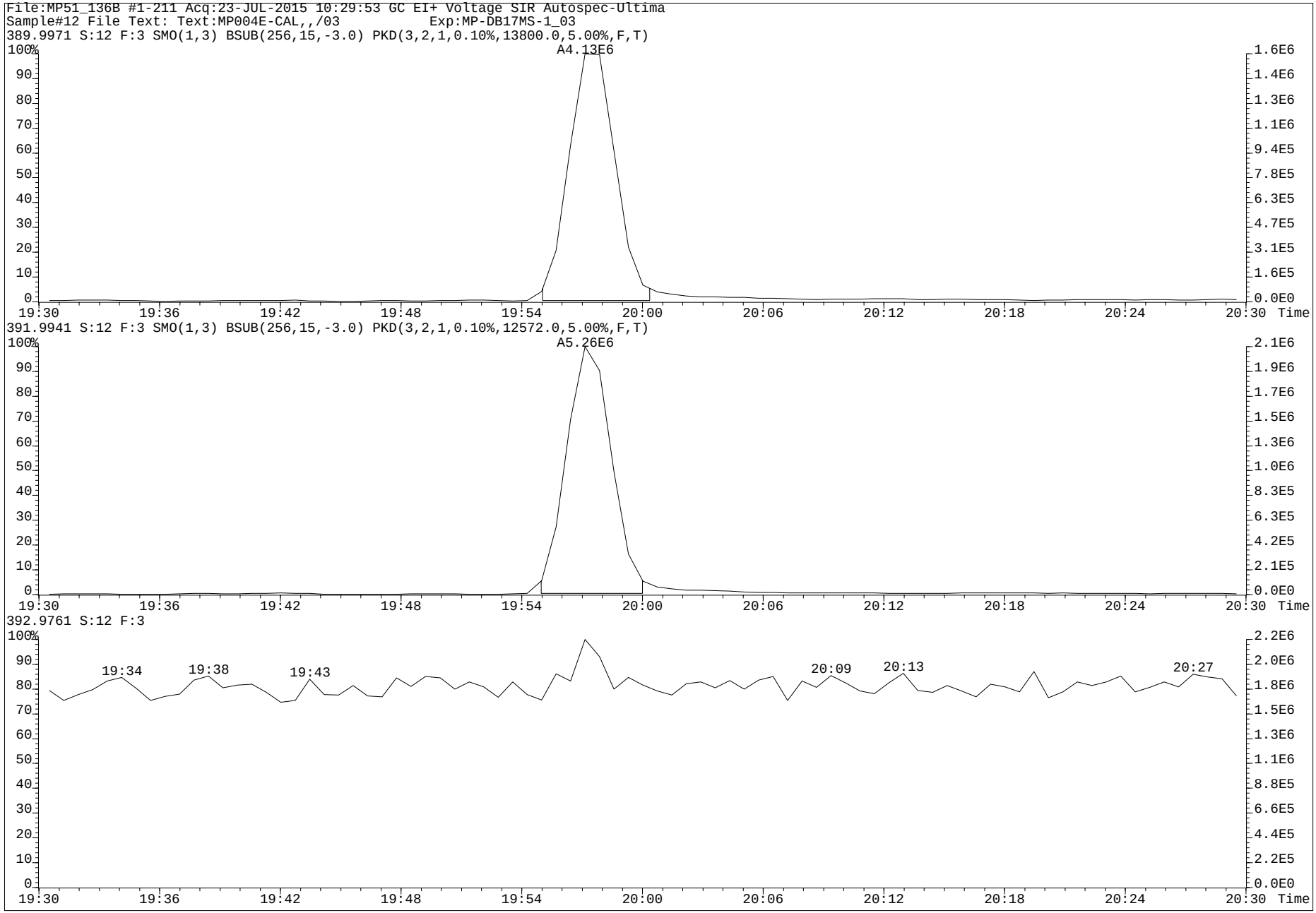
File:MP51_136B #1-211 Acq:23-JUL-2015 10:29:53 GC EI+ Voltage SIR Autospec-Ultima
Sample#12 File Text: Text:MP004E-CAL,,/03 Exp:MP-DB17MS-1_03
389.9971 S:12 F:3 SMO(1,3) BSUB(256,15,-3.0) PKD(3,2,1,0.10%,13800.0,5.00%,F,T)
A4.13E6
391.9941 S:12 F:3 SMO(1,3) BSUB(256,15,-3.0) PKD(3,2,1,0.10%,12572.0,5.00%,F,T)
A5.26E6
392.9761 S:12 F:3
19:34
19:38
19:43
20:09
20:13
20:27
Time

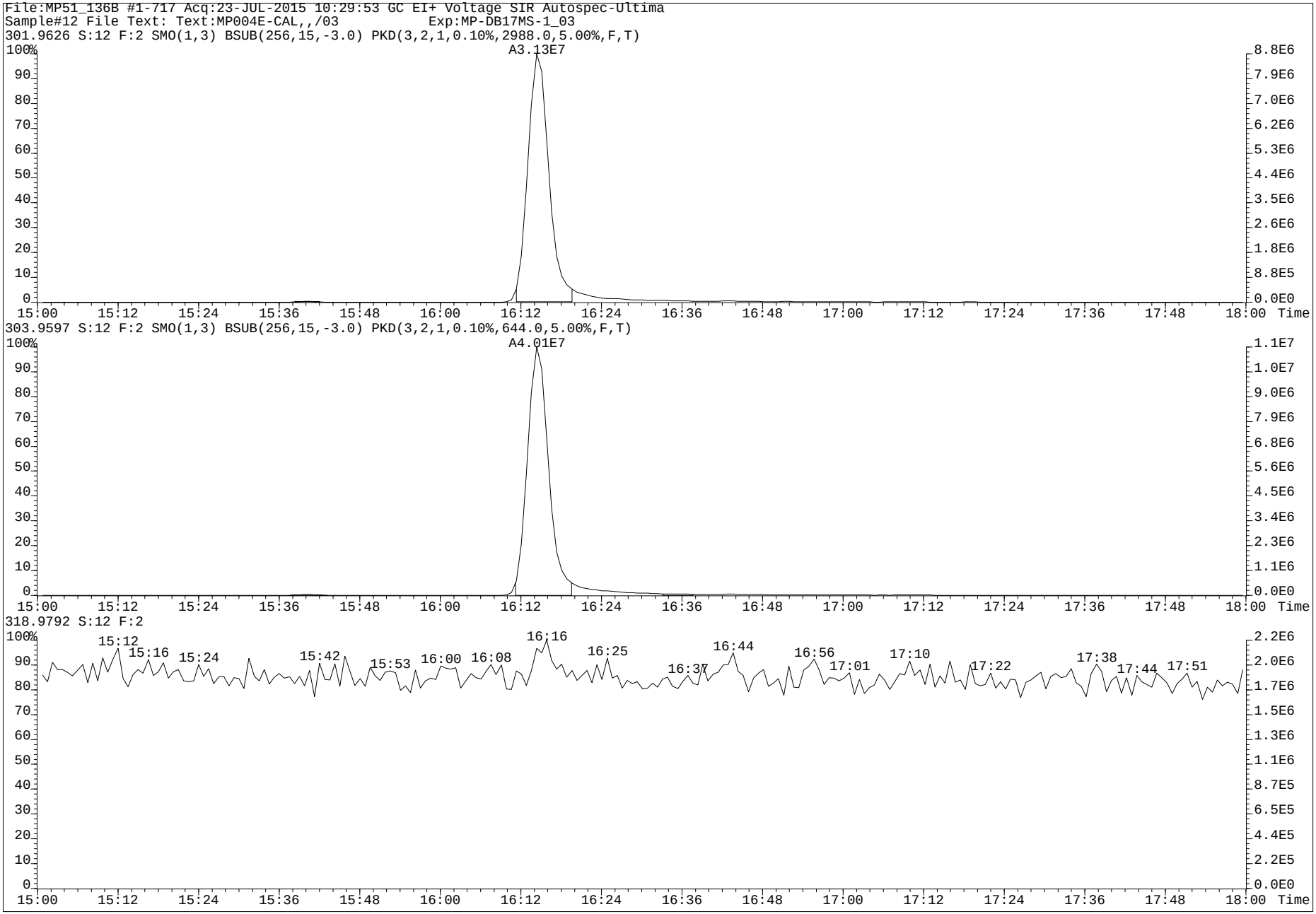
File:MP51_136B #1-717 Acq:23-JUL-2015 10:29:53 GC EI+ Voltage SIR Autospec-Ultima
Sample#12 File Text: Text:MP004E-CAL,,/03 Exp:MP-DB17MS-1_03
301.9626 S:12 F:2 SMO(1,3) BSUB(256,15,-3.0) PKD(3,2,1,0.10%,2988.0,5.00%,F,T)
A3.13E7
303.9597 S:12 F:2 SMO(1,3) BSUB(256,15,-3.0) PKD(3,2,1,0.10%,644.0,5.00%,F,T)
A4.01E7
318.9792 S:12 F:2
Time

www.axysanalytical.com

Experiment : MP-DB17MS-1_03
GC Program : MP-DB17MS-1_01
Column type : DB17-MS
Serial # : US8631163H/US5
kPa : 390
Vol injected: 2.0uL
PMT Voltage : 399

Temps -source: 250
-s resv: 160
-re_ent: 270
-cap_1 : 270
-cap_2 : 270

Tune : XX/MO
List : VR
Check :
LIMS :
Logfile:

Date -list : 04-AUG-2015
-liner : 31-JUL-2015
-septum: 30-JUL-2015
-guard : NEW 31-JUL-2015
-column: NEW 31-JUL-2015
-t line: NEW 31-JUL-2015

#	Data file	S	V	Sample Text	Comments	Acquisition Date/Time
1	MP51_140J	1	1	MP004E-CAL,,/03	1,,2.0uL CS-5/Cal	4-AUG-15 17:04:47
2	MP51_140J	2	2	MP004E-CAL,,/03	1,,2.0uL CS-5/Cal	4-AUG-15 17:38:53
3	MP51_140J	3	3	MP004E-CAL,,/03	1,,2.0uL CS-5/Cal	4-AUG-15 18:12:58
4	MP51_140J	4	4	MP004D-CAL,,/03	1,,2.0uL CS-4	4-AUG-15 18:47:08
5	MP51_140J	5	5	MP004C-CAL,,/03	1,,2.0uL CS-3	4-AUG-15 19:21:15
6	MP51_140J	6	6	MP004B-CAL,,/03	1,,2.0uL CS-2	4-AUG-15 19:55:20
7	MP51_140J	7	7	MP004A-CAL,,/03	1,,2.0uL CS-1/SENS	4-AUG-15 20:29:30
8	MP51_140K	1	8	MP004A-CAL,,/03	1,,2.0uL CS-1/SENS	4-AUG-15 21:30:18
9	MP51_140K	2	9	MP004B-CAL,,/03	1,,2.0uL CS-2	4-AUG-15 22:04:22
10	MP51_140K	3	10	MP004D-CAL,,/03	1,,2.0uL CS-4	4-AUG-15 22:38:29
11	MP51_140K	4	11	MP004H-CAL,,/03	1,,2.0uL CS-8	4-AUG-15 23:12:39
12	MP51_140K	5	12	MP004G-CAL,,/03	1,,2.0uL CS-7	4-AUG-15 23:46:46
13	MP51_140K	6	13	MP004F-CAL,,/03	1,,2.0uL CS-6	5-AUG-15 00:20:51
14	MP51_140K	7	14	Toluene,,	1,,1.0uL	5-AUG-15 00:55:01
15	MP51_140K	8	15	Toluene,,	1,,1.0uL	5-AUG-15 01:29:08
16	MP51_140K	9	16	L23367-12,WI3,	4,WG51828,2.0/800uL	5-AUG-15 02:03:13
17	MP51_140K	10	17	L23367-11,WI3,	4,WG51828,2.0/800uL	5-AUG-15 02:37:23
18	MP51_140K	11	18	L23368-5,WI3,	4,WG51828,2.0/800uL	5-AUG-15 03:11:29
19	MP51_140K	12	19	L23367-18,NI,	20,WG51828,2.0/400uL	5-AUG-15 03:45:35
20	MP51_140K	13	20	L23367-17,NI,	20,WG51828,2.0/400uL	5-AUG-15 04:19:41
21	MP51_140K	14	21	L23368-4,NI,	20,WG51828,2.0/400uL	5-AUG-15 04:53:48
22	MP51_140K	15	22	L23368-3,NI,	20,WG51828,2.0/400uL	5-AUG-15 05:27:54
23	MP51_140K	16	23	MP004E-CAL,,/03	1,,2.0uL CS-5/Cal	5-AUG-15 06:02:01
24	MP51_140L	1	24	MP004E-CAL	1,,2.0uL CS-5/Cal	5-AUG-15 09:41:04

www.axysanalytical.com

Run: mp51_140j» Analyte: MP-DB17-C» Cal: MP51_140J» Results: mp51_140j-a Version: V3.6 6-JAN-2000 17:51:42

Name	Mean RRF	S. D.	%RSD	P51_140K S1 RRF#1	SD	P51_140K S2 RRF#2	SD	P51_140J S5 RRF#3	SD	P51_140K S3 RRF#4	SD	P51_140J S3 RRF#5	SD
1-OH-Naphthalene	1.1112	0.037	3.31 %	1.09	-0.6	1.11	-0.1	1.05	-1.8	1.08	-0.7	1.14	0.9
1-OH-Pyrene	0.9538	0.035	3.63 %	0.95	0.0	0.96	0.1	0.88	-2.1	0.97	0.5	0.93	-0.7
3-OH-Chrysene	0.7480	0.093	12.46 %	0.93	1.9	0.79	0.5	0.79	0.5	0.76	0.1	0.70	-0.5
3-OH-Benz[a]anthracene	0.9183	0.121	13.18 %	0.77	-1.2	0.83	-0.7	0.95	0.2	0.90	-0.2	0.93	0.1
7,8-OH-Benzo[a]pyrene-C	Div0	*	* %	*	*	*	*	*	*	*	*	*	*
7,8-OH-Benzo[a]pyrene-T	Div0	*	* %	*	*	*	*	*	*	*	*	*	*
7,8-OH-Benzo[a]pyrene-3	Div0	*	* %	*	*	*	*	*	*	*	*	*	*
9-OH-Benzo[a]pyrene	0.4705	0.102	21.76 %	0.35	-1.2	0.39	-0.8	0.50	0.3	0.44	-0.3	0.46	-0.1
3-OH-Benzo[a]pyrene	0.5834	0.038	6.60 %	0.60	0.4	0.51	-1.9	0.59	0.1	0.61	0.6	0.58	-0.2
7,8-OH-Benzo[a]pyrene-4	Div0	*	* %	*	*	*	*	*	*	*	*	*	*
13C6-1-OH-Naphthalene	1.2952	0.087	6.70 %	1.45	1.8	1.28	-0.2	1.24	-0.7	1.35	0.6	1.15	-1.7
13C6-1-OH-Pyrene	1.7032	0.141	8.29 %	1.75	0.3	1.72	0.1	1.56	-1.0	1.77	0.5	1.42	-2.0
13C6-1-OH-BAA	2.6043	0.148	5.67 %	2.66	0.4	2.56	-0.3	2.51	-0.6	2.68	0.5	2.29	-2.1
13C6-3-OH-Chrysene	2.6576	0.135	5.08 %	2.60	-0.4	2.64	-0.2	2.60	-0.4	2.74	0.6	2.39	-2.0
D11-3-OH-Benzo[a]pyrene	1.6288	0.158	9.69 %	1.44	-1.2	1.62	-0.1	1.62	-0.1	1.59	-0.3	1.41	-1.4
13C-CL4-OH-PCB-79	0.1800	0.016	8.98 %	0.16	-1.5	0.17	-0.8	0.17	-0.9	0.18	0.2	0.18	-0.1
13C-CL4-PCB-79	Div0	*	* %	Div0	*	Div0	*	Div0	*	Div0	*	Div0	*
13C-CL4-PCB-81	-	-	- %	-	-	-	-	-	-	-	-	-	-
Fn1 Lock	-	-	- %	-	-	-	-	-	-	-	-	-	-
Fn2 Lock	-	-	- %	-	-	-	-	-	-	-	-	-	-
Fn3 Lock	-	-	- %	-	-	-	-	-	-	-	-	-	-
Fn4 Lock	-	-	- %	-	-	-	-	-	-	-	-	-	-
Fn4 Lock	-	-	- %	-	-	-	-	-	-	-	-	-	-
Fn5 Lock	-	-	- %	-	-	-	-	-	-	-	-	-	-
Fn6 Lock	-	-	- %	-	-	-	-	-	-	-	-	-	-

PV AS 8-AUG-2015

SV MW
10-Aug-2015

www.axysanalytical.com

Run #1 Filename MP51_140K S: 1 I: 1 Acquired: 4-AUG-15 21:30:18 Processed: 5-AUG-15 18:13:41
Run: mp51_140j-a Analyte: MP-DB17-C06 Cal: MP51_140J-8A Results: mp51_140j-a Version: V3.6 6-JAN-2000 17:51:42
Sample text: MP004A-CAL,,/03 Comments: 1,,2.0uL CS-1/SENS F1: 0.05 F2: 1.00

	Typ	Name	Amount	Resp	RA		RT	RF	RRF		Modified?
1	Unk	1-OH-Naphthalene	206.00	3.31e+08	1.26	n	8:08	-	1.0879	y	n
2	Unk	1-OH-Pyrene	206.00	3.48e+08	5.00	n	20:47	-	0.9529	y	n
3	Unk	3-OH-Chrysene	0.26	6.29e+05	2.18	n	23:03	-	0.9284	y	y
4	Unk	3-OH-Benz[a]anthracene	0.25	5.29e+05	3.00	n	23:14	-	0.7740	y	y
5	Unk	7,8-OH-Benzo[a]pyrene-C	0.25	*	*	n	NotF»	-	*	n	n
6	Unk	7,8-OH-Benzo[a]pyrene-T	0.25	*	*	n	NotF»	-	*	n	n
7	Unk	7,8-OH-Benzo[a]pyrene-3	0.51	*	*	n	NotF»	-	*	n	n
8	Unk	9-OH-Benzo[a]pyrene	0.26	2.38e+05	8.00	n	26:29	-	0.3504	y	y
9	Unk	3-OH-Benzo[a]pyrene	0.26	2.29e+05	6.03	n	26:45	-	0.5998	y	y
10	Unk	7,8-OH-Benzo[a]pyrene-4	0.51	*	*	n	NotF»	-	*	n	n
11	IS	13C6-1-OH-Naphthalene	250.00	3.69e+08	1.18	n	8:08	-	1.4517	y	n
12	IS	13C6-1-OH-Pyrene	250.00	4.44e+08	4.99	n	20:47	-	1.7466	y	n
13	IS	13C6-1-OH-BAA	252.00	6.80e+08	3.56	n	22:31	-	2.6564	y	n
14	IS	13C6-3-OH-Chrysene	252.50	6.68e+08	2.96	n	23:03	-	2.6047	y	n
15	IS	D11-3-OH-Benzo[a]pyrene	248.80	3.63e+08	10.29	n	26:39	-	1.4355	y	n
16	IS	13C-CL4-OH-PCB-79	50.00	7.95e+06	0.78	y	20:06	-	0.1565	y	n
17	IS	13C-CL4-PCB-79	0.00	*	*	n	NotF»	-	Div0	n	n
18	RS	13C-CL4-PCB-81	50.00	5.08e+07	0.77	y	16:26	1.02e+06	-	n	n
19	Tot	Fn1 Lock	0.00	-			-	-	-	n	n
20	Tot	Fn2 Lock	0.00	-			-	-	-	n	n
21	Tot	Fn3 Lock	0.00	-			-	-	-	n	n
22	Tot	Fn4 Lock	0.00	-			-	-	-	n	n
23	Tot	Fn4 Lock	0.00	-			-	-	-	n	n
24	Tot	Fn5 Lock	0.00	-			-	-	-	n	n
25	Tot	Fn6 Lock	0.00	-			-	-	-	n	n

PV AS 8-AUG-2015

SV mw
10-Aug-2015

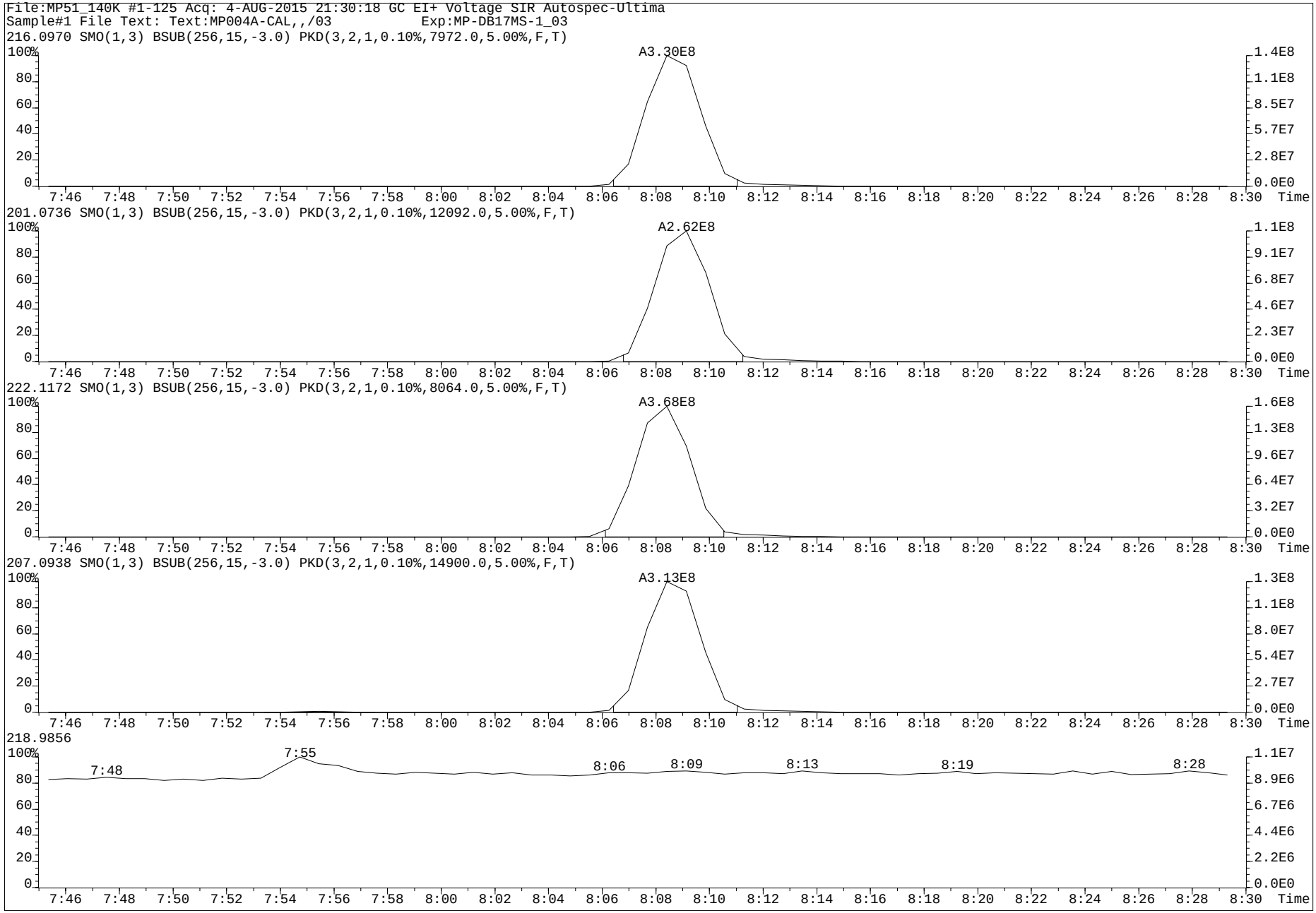
File:MP51_140K #1-125 Acq: 4-AUG-2015 21:30:18 GC EI+ Voltage SIR Autospec-Ultima
Sample#1 File Text: Text:MP004A-CAL,,/03 Exp:MP-DB17MS-1_03
216.0970 SMO(1,3) BSUB(256,15,-3.0) PKD(3,2,1,0.10%,7972.0,5.00%,F,T)
A3.30E8
201.0736 SMO(1,3) BSUB(256,15,-3.0) PKD(3,2,1,0.10%,12092.0,5.00%,F,T)
A2.62E8
222.1172 SMO(1,3) BSUB(256,15,-3.0) PKD(3,2,1,0.10%,8064.0,5.00%,F,T)
A3.68E8
207.0938 SMO(1,3) BSUB(256,15,-3.0) PKD(3,2,1,0.10%,14900.0,5.00%,F,T)
A3.13E8
218.9856
7:48
7:55
8:06
8:09
8:13
8:19
8:28
Time

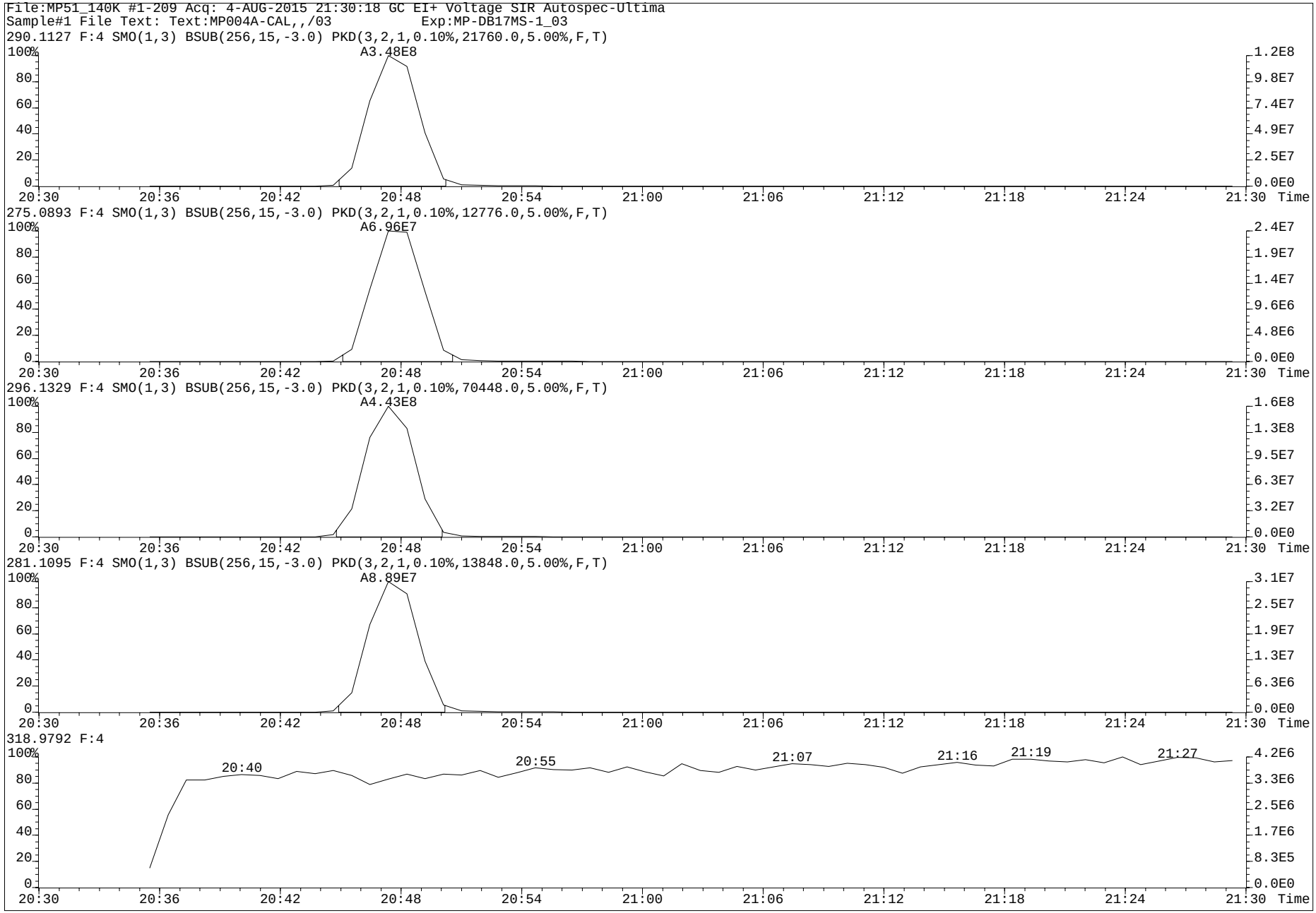
File:MP51_140K #1-209 Acq: 4-AUG-2015 21:30:18 GC EI+ Voltage SIR Autospec-Ultima
Sample#1 File Text: Text:MP004A-CAL,,/03 Exp:MP-DB17MS-1_03
290.1127 F:4 SMO(1,3) BSUB(256,15,-3.0) PKD(3,2,1,0.10%,21760.0,5.00%,F,T)
A3.48E8
275.0893 F:4 SMO(1,3) BSUB(256,15,-3.0) PKD(3,2,1,0.10%,12776.0,5.00%,F,T)
A6.96E7
296.1329 F:4 SMO(1,3) BSUB(256,15,-3.0) PKD(3,2,1,0.10%,70448.0,5.00%,F,T)
A4.43E8
281.1095 F:4 SMO(1,3) BSUB(256,15,-3.0) PKD(3,2,1,0.10%,13848.0,5.00%,F,T)
A8.89E7
318.9792 F:4
20:40
20:55
21:07
21:16
21:19
21:27
20:30 20:36 20:42 20:48 20:54 21:00 21:06 21:12 21:18 21:24 21:30 Time

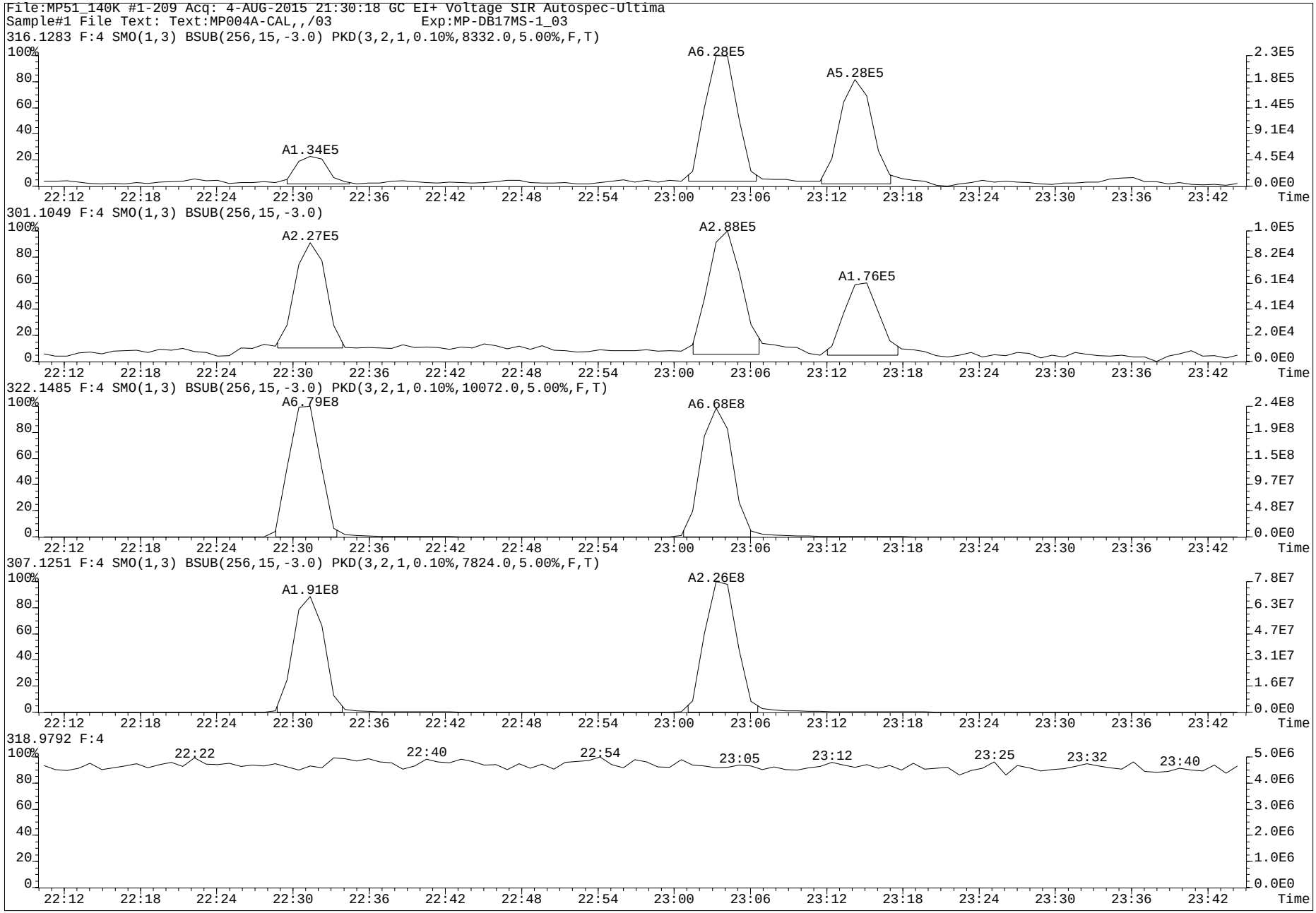
File:MP51_140K #1-209 Acq: 4-AUG-2015 21:30:18 GC EI+ Voltage SIR Autospec-Ultima
Sample#1 File Text: Text:MP004A-CAL,,/03 Exp:MP-DB17MS-1_03
316.1283 F:4 SMO(1,3) BSUB(256,15,-3.0) PKD(3,2,1,0.10%,8332.0,5.00%,F,T)
A6.28E5
A5.28E5
A1.34E5
301.1049 F:4 SMO(1,3) BSUB(256,15,-3.0)
A2.27E5
A2.88E5
A1.76E5
322.1485 F:4 SMO(1,3) BSUB(256,15,-3.0) PKD(3,2,1,0.10%,10072.0,5.00%,F,T)
A6.79E8
A6.68E8
307.1251 F:4 SMO(1,3) BSUB(256,15,-3.0) PKD(3,2,1,0.10%,7824.0,5.00%,F,T)
A1.91E8
A2.26E8
318.9792 F:4
22:22
22:40
22:54
23:05
23:12
23:25
23:32
23:40
Time

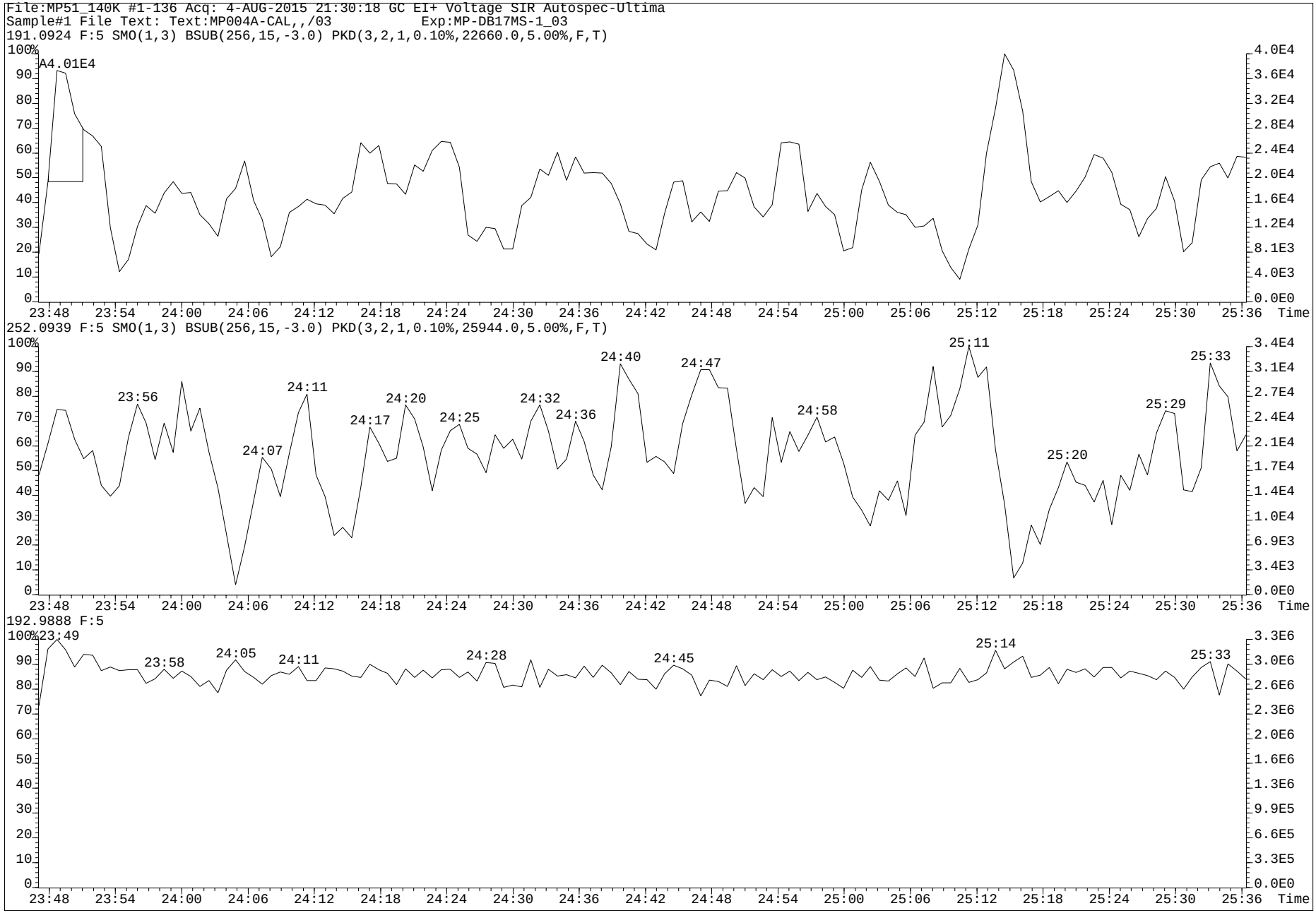
File:MP51_140K #1-136 Acq: 4-AUG-2015 21:30:18 GC EI+ Voltage SIR Autospec-Ultima
Sample#1 File Text: Text:MP004A-CAL,,/03 Exp:MP-DB17MS-1_03
191.0924 F:5 SMO(1,3) BSUB(256,15,-3.0) PKD(3,2,1,0.10%,22660.0,5.00%,F,T)
A4.01E4
252.0939 F:5 SMO(1,3) BSUB(256,15,-3.0) PKD(3,2,1,0.10%,25944.0,5.00%,F,T)
23:56
24:07
24:11
24:17
24:20
24:25
24:32
24:36
24:40
24:47
24:58
25:11
25:20
25:29
25:33
192.9888 F:5
23:49
23:58
24:05
24:11
24:28
24:45
25:14
25:33
Time

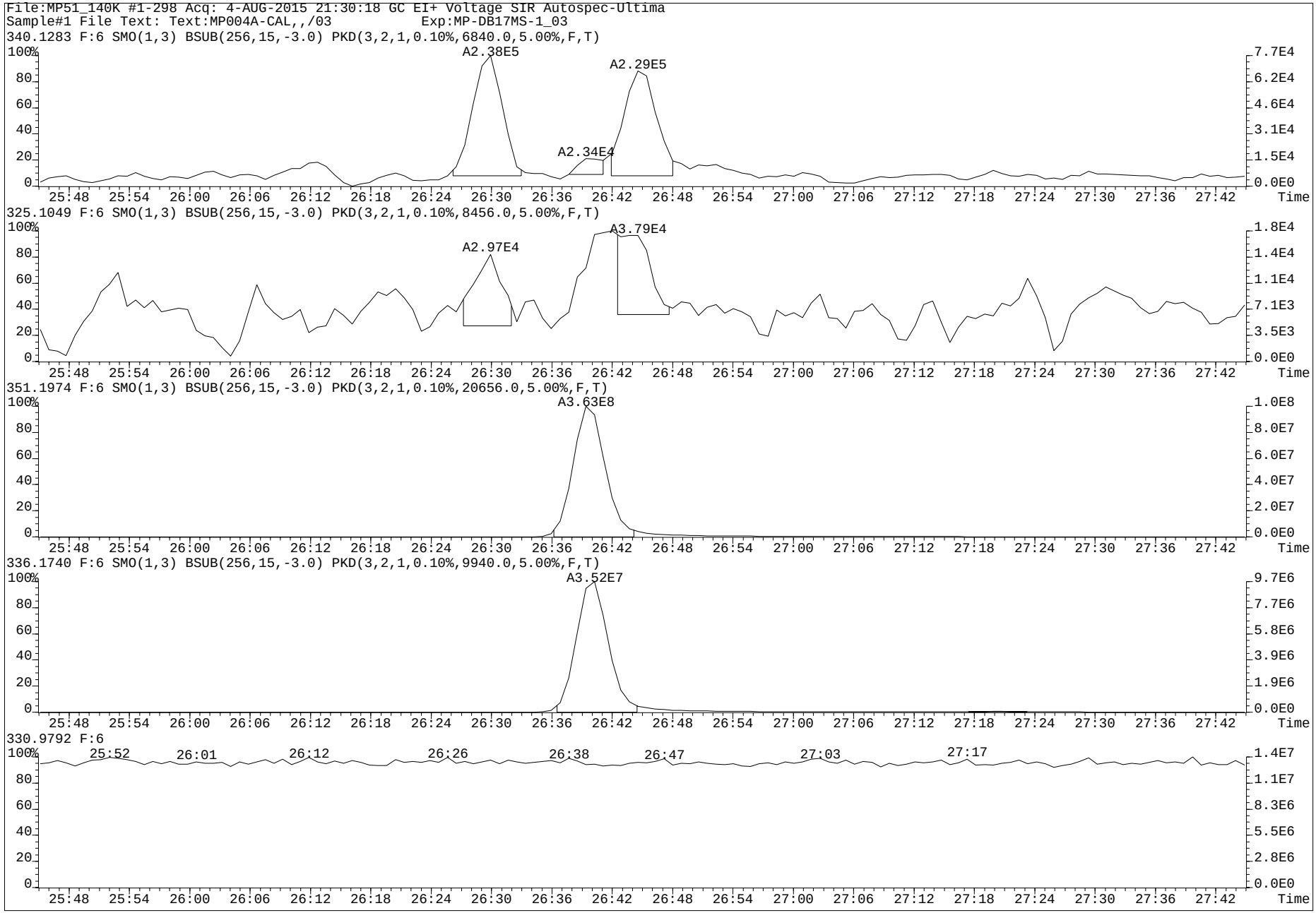
File:MP51_140K #1-298 Acq: 4-AUG-2015 21:30:18 GC EI+ Voltage SIR Autospec-Ultima
Sample#1 File Text: Text:MP004A-CAL,,/03 Exp:MP-DB17MS-1_03
340.1283 F:6 SMO(1,3) BSUB(256,15,-3.0) PKD(3,2,1,0.10%,6840.0,5.00%,F,T)
A2.38E5
A2.29E5
A2.34E4
325.1049 F:6 SMO(1,3) BSUB(256,15,-3.0) PKD(3,2,1,0.10%,8456.0,5.00%,F,T)
A2.97E4
A3.79E4
351.1974 F:6 SMO(1,3) BSUB(256,15,-3.0) PKD(3,2,1,0.10%,20656.0,5.00%,F,T)
A3.63E8
336.1740 F:6 SMO(1,3) BSUB(256,15,-3.0) PKD(3,2,1,0.10%,9940.0,5.00%,F,T)
A3.52E7
330.9792 F:6
25:52
26:01
26:12
26:26
26:38
26:47
27:03
27:17
Time

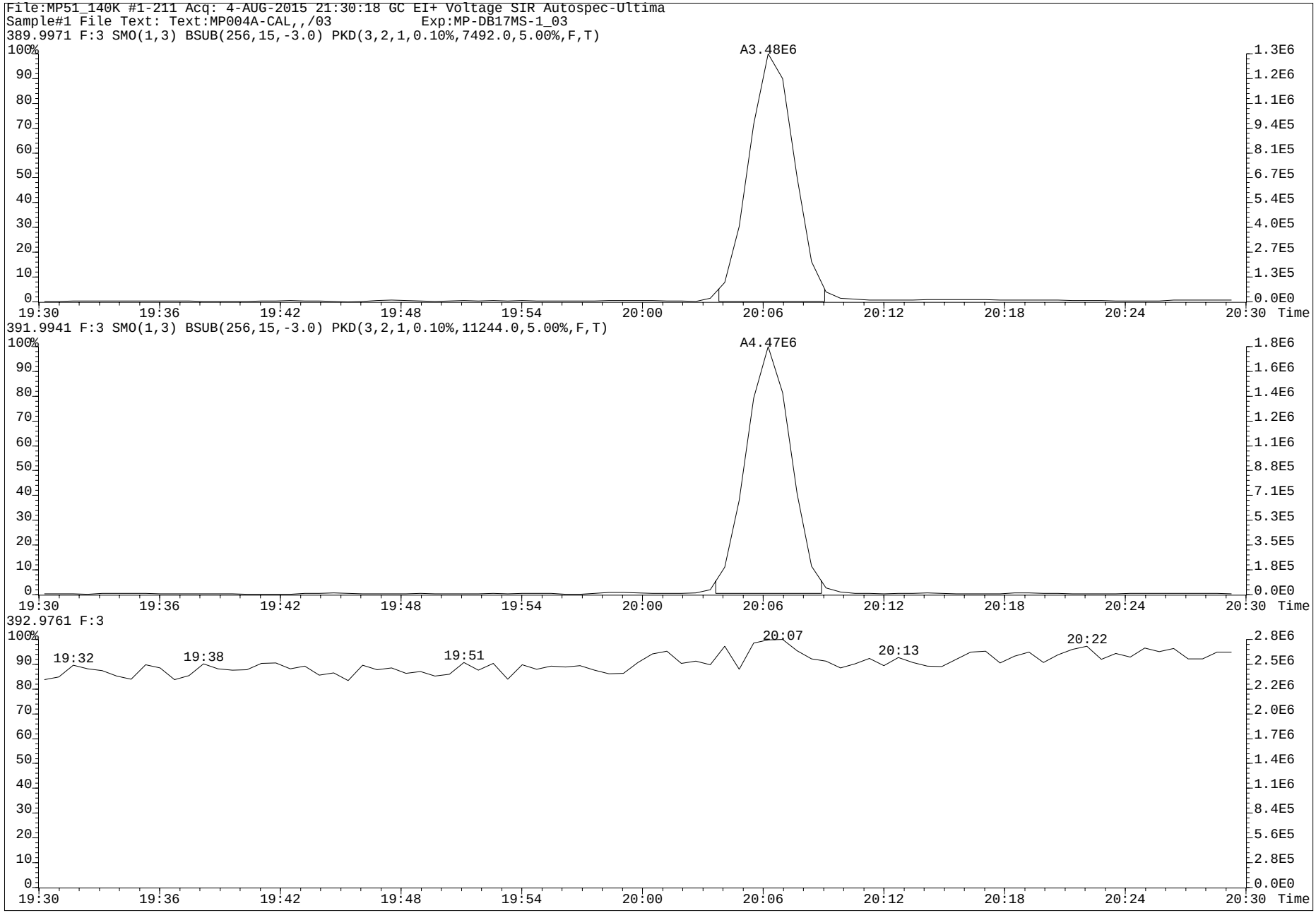
File:MP51_140K #1-211 Acq: 4-AUG-2015 21:30:18 GC EI+ Voltage SIR Autospec-Ultima
Sample#1 File Text: Text:MP004A-CAL,,/03 Exp:MP-DB17MS-1_03
389.9971 F:3 SMO(1,3) BSUB(256,15,-3.0) PKD(3,2,1,0.10%,7492.0,5.00%,F,T)
A3.48E6
391.9941 F:3 SMO(1,3) BSUB(256,15,-3.0) PKD(3,2,1,0.10%,11244.0,5.00%,F,T)
A4.47E6
392.9761 F:3
19:32
19:38
19:51
20:07
20:13
20:22
Time

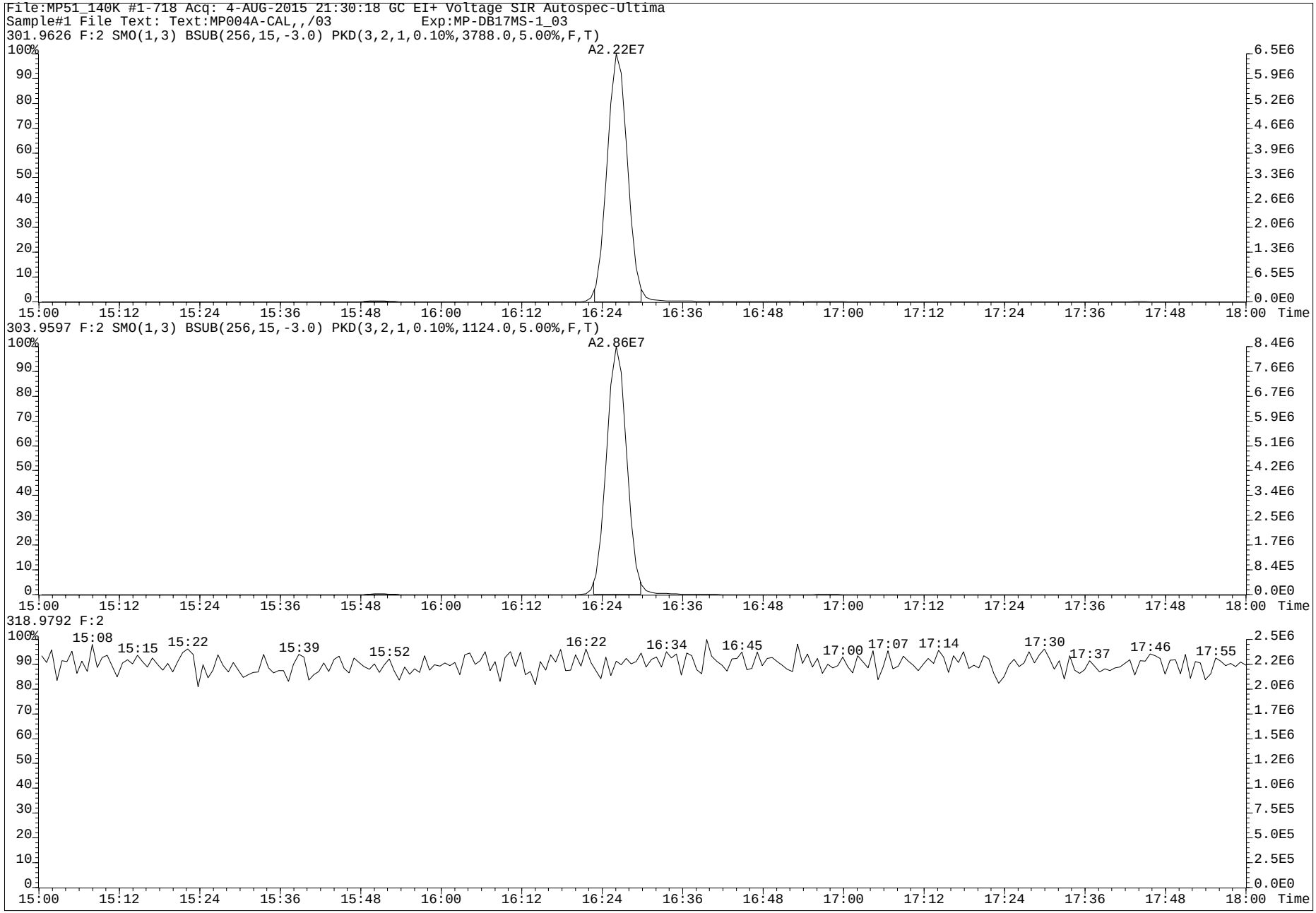
File:MP51_140K #1-718 Acq: 4-AUG-2015 21:30:18 GC EI+ Voltage SIR Autospec-Ultima
Sample#1 File Text: Text:MP004A-CAL,,/03 Exp:MP-DB17MS-1_03
301.9626 F:2 SMO(1,3) BSUB(256,15,-3.0) PKD(3,2,1,0.10%,3788.0,5.00%,F,T)
A2.22E7
303.9597 F:2 SMO(1,3) BSUB(256,15,-3.0) PKD(3,2,1,0.10%,1124.0,5.00%,F,T)
A2.86E7
318.9792 F:2
15:08
15:15
15:22
15:39
15:52
16:22
16:34
16:45
17:00
17:07
17:14
17:30
17:37
17:46
17:55
Time

www.axysanalytical.com

Run #2 Filename MP51_140K S: 2 I: 1 Acquired: 4-AUG-15 22:04:22 Processed: 5-AUG-15 18:13:43
Run: mp51_140j-a Analyte: MP-DB17-C06 Cal: MP51_140J-8A Results: mp51_140j-a Version: V3.6 6-JAN-2000 17:51:42
Sample text: MP004B-CAL,,/03 Comments: 1,,2.0uL CS-2 F1: 0.10 F2: 1.00

	Typ	Name	Amount	Resp	RA		RT	RF	RRF		Modified?	
1	Unk	1-OH-Naphthalene	206.00	3.73e+08	1.26	n	8:09	-	1.1087	y	n	
2	Unk	1-OH-Pyrene	206.00	4.34e+08	5.07	n	20:47	-	0.9581	y	n	
3	Unk	3-OH-Chrysene	0.51	1.36e+06	2.46	n	23:03	-	0.7903	y	n	
4	Unk	3-OH-Benz[a]anthracene	0.51	1.37e+06	2.98	n	23:14	-	0.8325	y	n	
5	Unk	7,8-OH-Benzo[a]pyrene-C	0.51	*	*	n	NotF»	-	*	n	n	
6	Unk	7,8-OH-Benzo[a]pyrene-T	0.51	*	*	n	NotF»	-	*	n	n	
7	Unk	7,8-OH-Benzo[a]pyrene-3	1.01	*	*	n	NotF»	-	*	n	n	
8	Unk	9-OH-Benzo[a]pyrene	0.51	6.67e+05	9.12	n	26:29	-	0.3865	y	y	
9	Unk	3-OH-Benzo[a]pyrene	0.52	5.51e+05	6.22	n	26:44	-	0.5105	y	y	
10	Unk	7,8-OH-Benzo[a]pyrene-4	1.01	*	*	n	NotF»	-	*	n	n	
11	IS	13C6-1-OH-Naphthalene	250.00	4.09e+08	1.16	n	8:08	-	1.2807	y	n	
12	IS	13C6-1-OH-Pyrene	250.00	5.49e+08	5.03	n	20:47	-	1.7212	y	n	
13	IS	13C6-1-OH-BAA	252.00	8.23e+08	3.61	n	22:31	-	2.5572	y	n	
14	IS	13C6-3-OH-Chrysene	252.50	8.49e+08	2.98	n	23:03	-	2.6354	y	n	
15	IS	D11-3-OH-Benzo[a]pyrene	248.80	5.13e+08	10.29	n	26:39	-	1.6165	y	n	
16	IS	13C-CL4-OH-PCB-79	50.00	1.06e+07	0.75	y	20:06	-	0.1666	y	n	
17	IS	13C-CL4-PCB-79	0.00	*	*	n	NotF»	-	Div0	n	n	
18	RS	13C-CL4-PCB-81	50.00	6.38e+07	0.79	y	16:26	1.28e+06	-	n	n	
19	Tot	Fn1 Lock	0.00	-			-	-	-	n	n	
20	Tot	Fn2 Lock	0.00	-			-	-	-	n	n	
21	Tot	Fn3 Lock	0.00	-			-	-	-	n	n	
22	Tot	Fn4 Lock	0.00	-			-	-	-	n	n	
23	Tot	Fn4 Lock	0.00	-			-	-	-	n	n	
24	Tot	Fn5 Lock	0.00	-			-	-	-	n	n	
25	Tot	Fn6 Lock	0.00	-			-	-	-	n	n	

PV AS 8-AUG-2015

SV by MW
10-Aug-2015

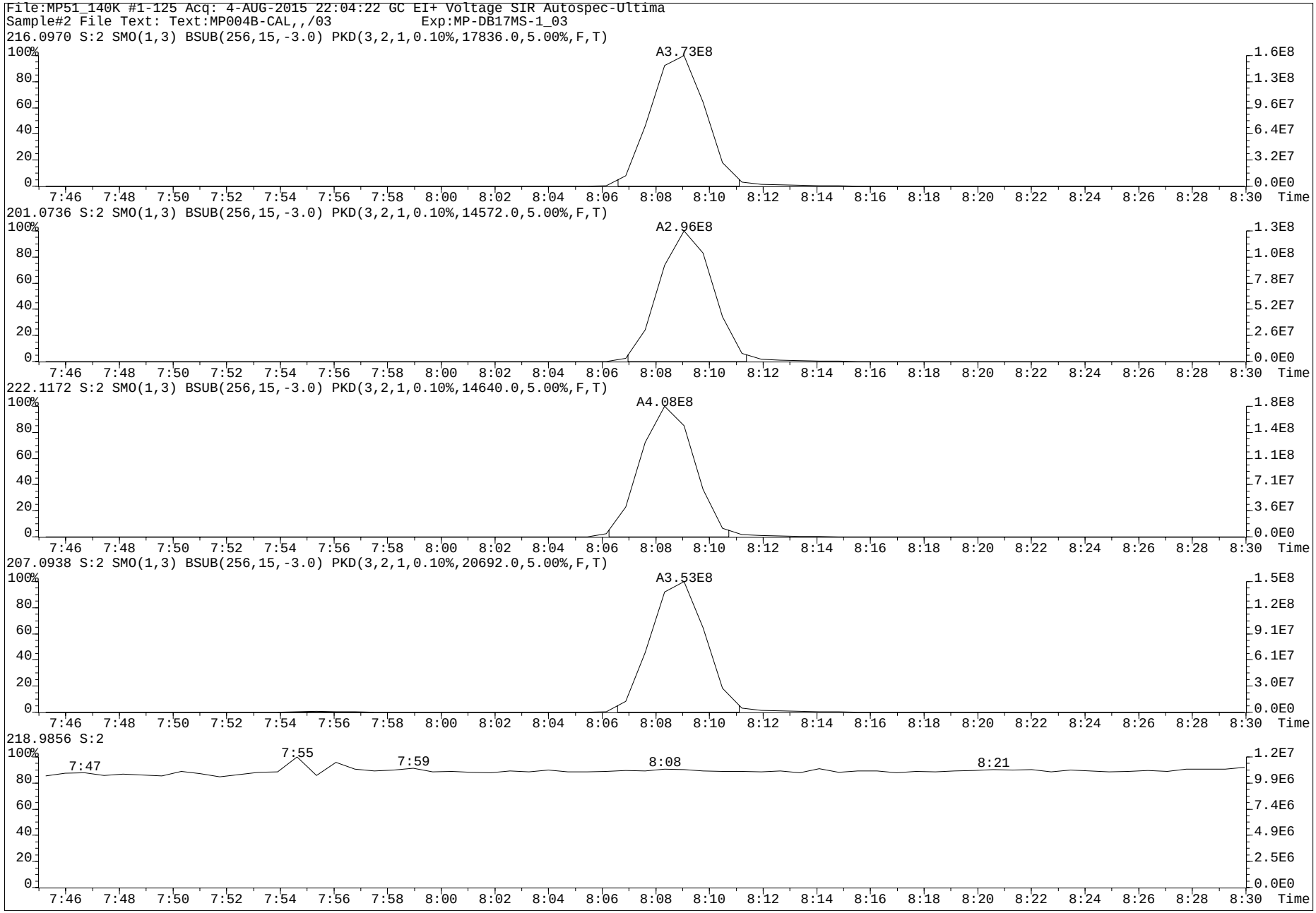
File:MP51_140K #1-125 Acq: 4-AUG-2015 22:04:22 GC EI+ Voltage SIR Autospec-Ultima
Sample#2 File Text: Text:MP004B-CAL,,/03 Exp:MP-DB17MS-1_03
216.0970 S:2 SMO(1,3) BSUB(256,15,-3.0) PKD(3,2,1,0.10%,17836.0,5.00%,F,T)
A3.73E8
201.0736 S:2 SMO(1,3) BSUB(256,15,-3.0) PKD(3,2,1,0.10%,14572.0,5.00%,F,T)
A2.96E8
222.1172 S:2 SMO(1,3) BSUB(256,15,-3.0) PKD(3,2,1,0.10%,14640.0,5.00%,F,T)
A4.08E8
207.0938 S:2 SMO(1,3) BSUB(256,15,-3.0) PKD(3,2,1,0.10%,20692.0,5.00%,F,T)
A3.53E8
218.9856 S:2
7:47
7:55
7:59
8:08
8:21
Time

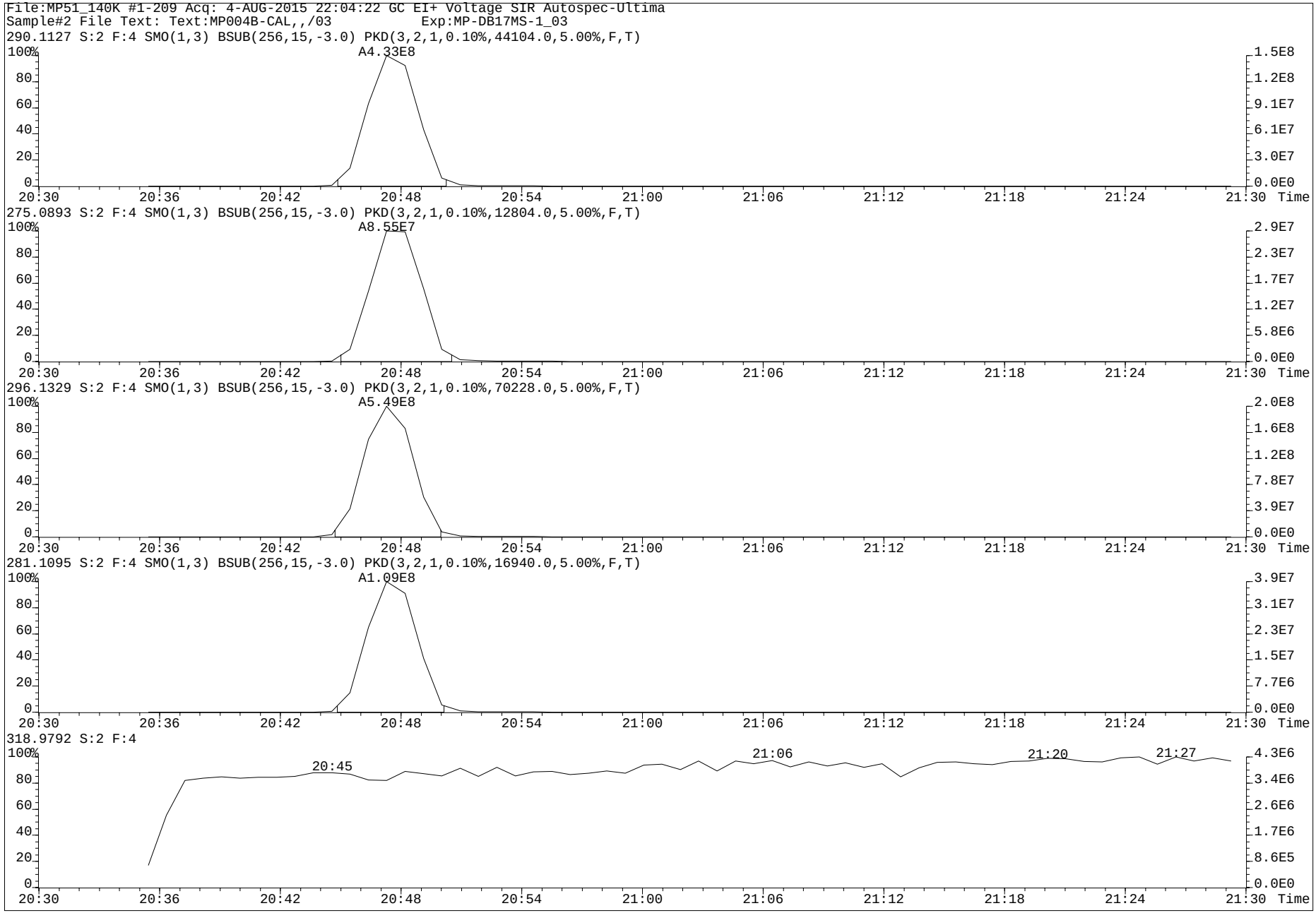
File:MP51_140K #1-209 Acq: 4-AUG-2015 22:04:22 GC EI+ Voltage SIR Autospec-Ultima
Sample#2 File Text: Text:MP004B-CAL,,/03 Exp:MP-DB17MS-1_03
290.1127 S:2 F:4 SMO(1,3) BSUB(256,15,-3.0) PKD(3,2,1,0.10%,44104.0,5.00%,F,T)
A4.33E8
275.0893 S:2 F:4 SMO(1,3) BSUB(256,15,-3.0) PKD(3,2,1,0.10%,12804.0,5.00%,F,T)
A8.55E7
296.1329 S:2 F:4 SMO(1,3) BSUB(256,15,-3.0) PKD(3,2,1,0.10%,70228.0,5.00%,F,T)
A5.49E8
281.1095 S:2 F:4 SMO(1,3) BSUB(256,15,-3.0) PKD(3,2,1,0.10%,16940.0,5.00%,F,T)
A1.09E8
318.9792 S:2 F:4
20:45
21:06
21:20
21:27
Time

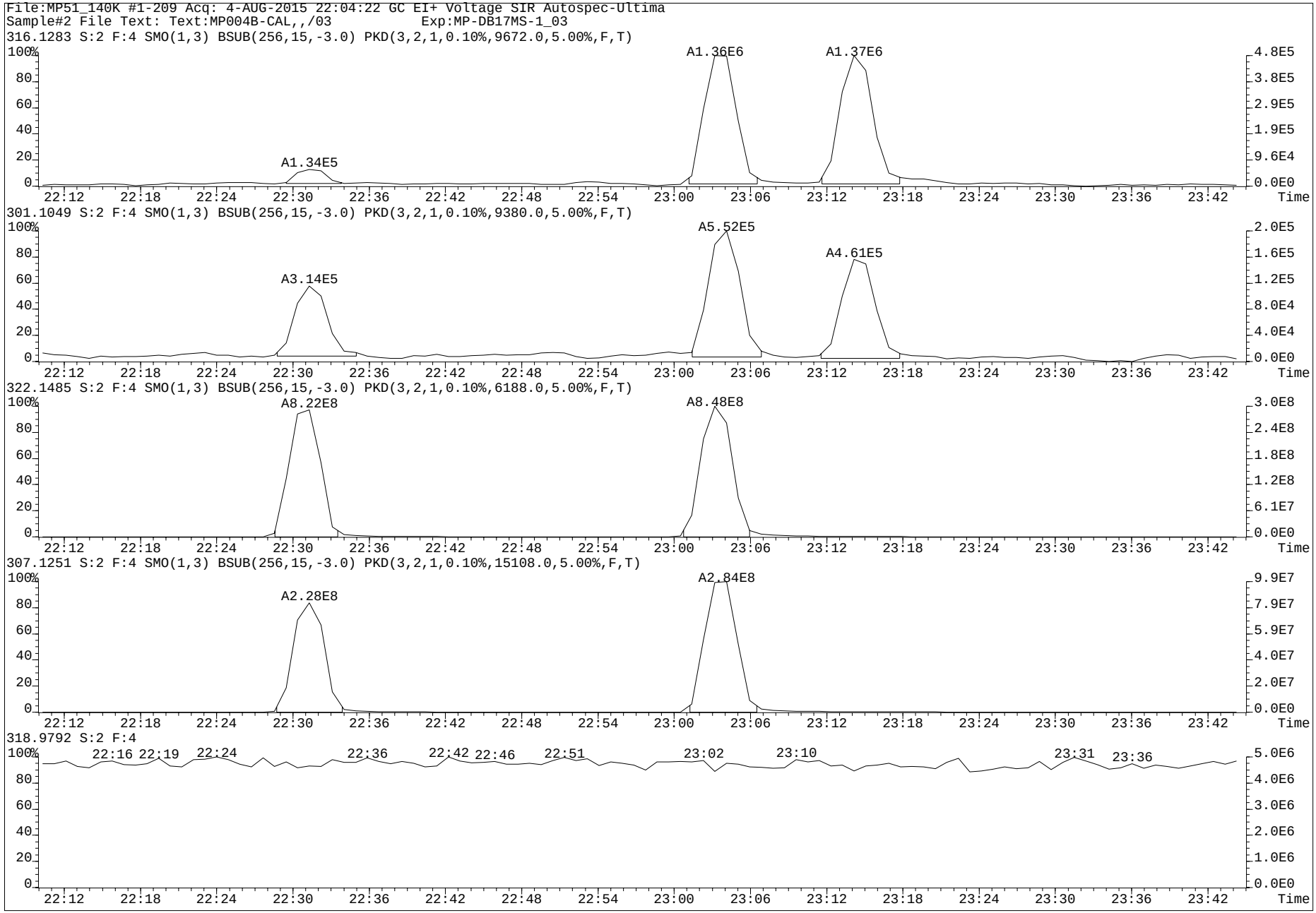
File:MP51_140K #1-209 Acq: 4-AUG-2015 22:04:22 GC EI+ Voltage SIR Autospec-Ultima
Sample#2 File Text: Text:MP004B-CAL,,/03 Exp:MP-DB17MS-1_03
316.1283 S:2 F:4 SMO(1,3) BSUB(256,15,-3.0) PKD(3,2,1,0.10%,9672.0,5.00%,F,T)
A1.34E5
A1.36E6
A1.37E6
301.1049 S:2 F:4 SMO(1,3) BSUB(256,15,-3.0) PKD(3,2,1,0.10%,9380.0,5.00%,F,T)
A3.14E5
A5.52E5
A4.61E5
322.1485 S:2 F:4 SMO(1,3) BSUB(256,15,-3.0) PKD(3,2,1,0.10%,6188.0,5.00%,F,T)
A8.22E8
A8.48E8
307.1251 S:2 F:4 SMO(1,3) BSUB(256,15,-3.0) PKD(3,2,1,0.10%,15108.0,5.00%,F,T)
A2.28E8
A2.84E8
318.9792 S:2 F:4
Time

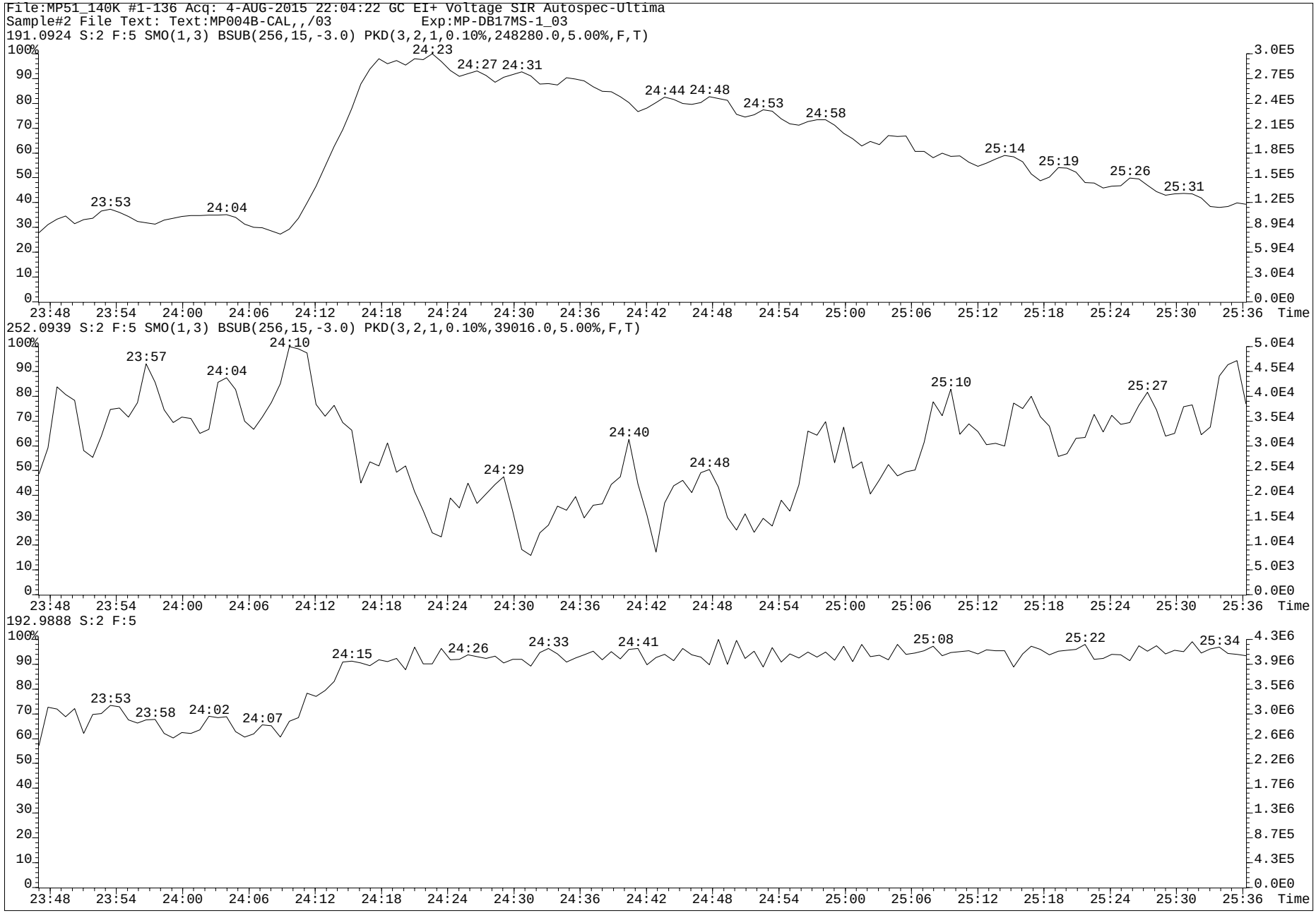
File:MP51_140K #1-136 Acq: 4-AUG-2015 22:04:22 GC EI+ Voltage SIR Autospec-Ultima
Sample#2 File Text: Text:MP004B-CAL,,/03 Exp:MP-DB17MS-1_03
191.0924 S:2 F:5 SMO(1,3) BSUB(256,15,-3.0) PKD(3,2,1,0.10%,248280.0,5.00%,F,T)
23:53
24:04
24:23
24:27
24:31
24:44
24:48
24:53
24:58
25:14
25:19
25:26
25:31
252.0939 S:2 F:5 SMO(1,3) BSUB(256,15,-3.0) PKD(3,2,1,0.10%,39016.0,5.00%,F,T)
23:57
24:04
24:10
24:29
24:40
24:48
25:10
25:27
192.9888 S:2 F:5
23:53
23:58
24:02
24:07
24:15
24:26
24:33
24:41
25:08
25:22
25:34
Time

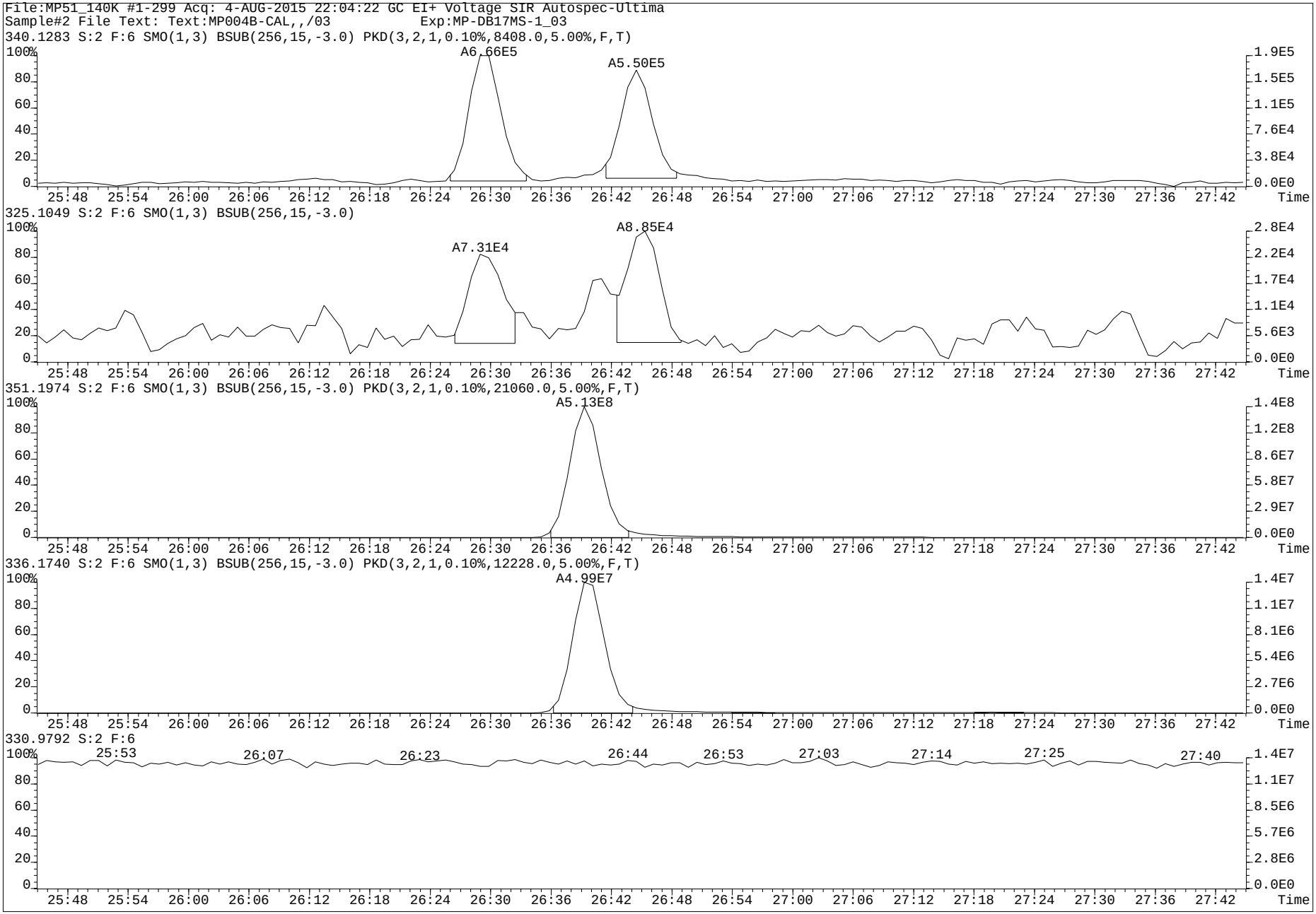
File:MP51_140K #1-299 Acq: 4-AUG-2015 22:04:22 GC EI+ Voltage SIR Autospec-Ultima
Sample#2 File Text: Text:MP004B-CAL,,/03 Exp:MP-DB17MS-1_03
340.1283 S:2 F:6 SMO(1,3) BSUB(256,15,-3.0) PKD(3,2,1,0.10%,8408.0,5.00%,F,T)
A6.66E5
A5.50E5
325.1049 S:2 F:6 SMO(1,3) BSUB(256,15,-3.0)
A7.31E4
A8.85E4
351.1974 S:2 F:6 SMO(1,3) BSUB(256,15,-3.0) PKD(3,2,1,0.10%,21060.0,5.00%,F,T)
A5.13E8
336.1740 S:2 F:6 SMO(1,3) BSUB(256,15,-3.0) PKD(3,2,1,0.10%,12228.0,5.00%,F,T)
A4.99E7
330.9792 S:2 F:6
25:53
26:07
26:23
26:44
26:53
27:03
27:14
27:25
27:40
Time

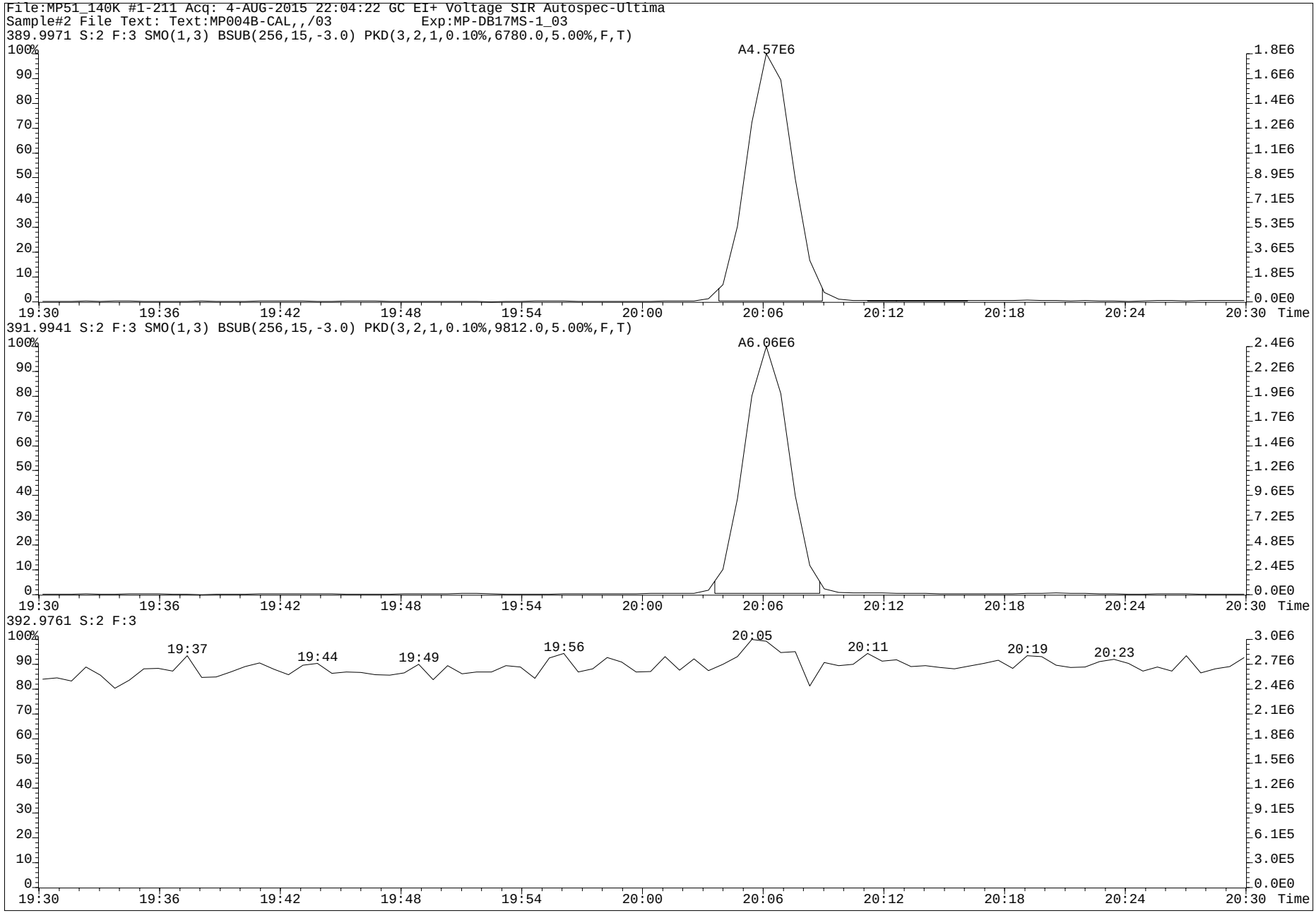
File:MP51_140K #1-211 Acq: 4-AUG-2015 22:04:22 GC EI+ Voltage SIR Autospec-Ultima
Sample#2 File Text: Text:MP004B-CAL,,/03 Exp:MP-DB17MS-1_03
389.9971 S:2 F:3 SMO(1,3) BSUB(256,15,-3.0) PKD(3,2,1,0.10%,6780.0,5.00%,F,T)
A4.57E6
391.9941 S:2 F:3 SMO(1,3) BSUB(256,15,-3.0) PKD(3,2,1,0.10%,9812.0,5.00%,F,T)
A6.06E6
392.9761 S:2 F:3
19:37
19:44
19:49
19:56
20:05
20:11
20:19
20:23
19:30 19:36 19:42 19:48 19:54 20:00 20:06 20:12 20:18 20:24 20:30 Time

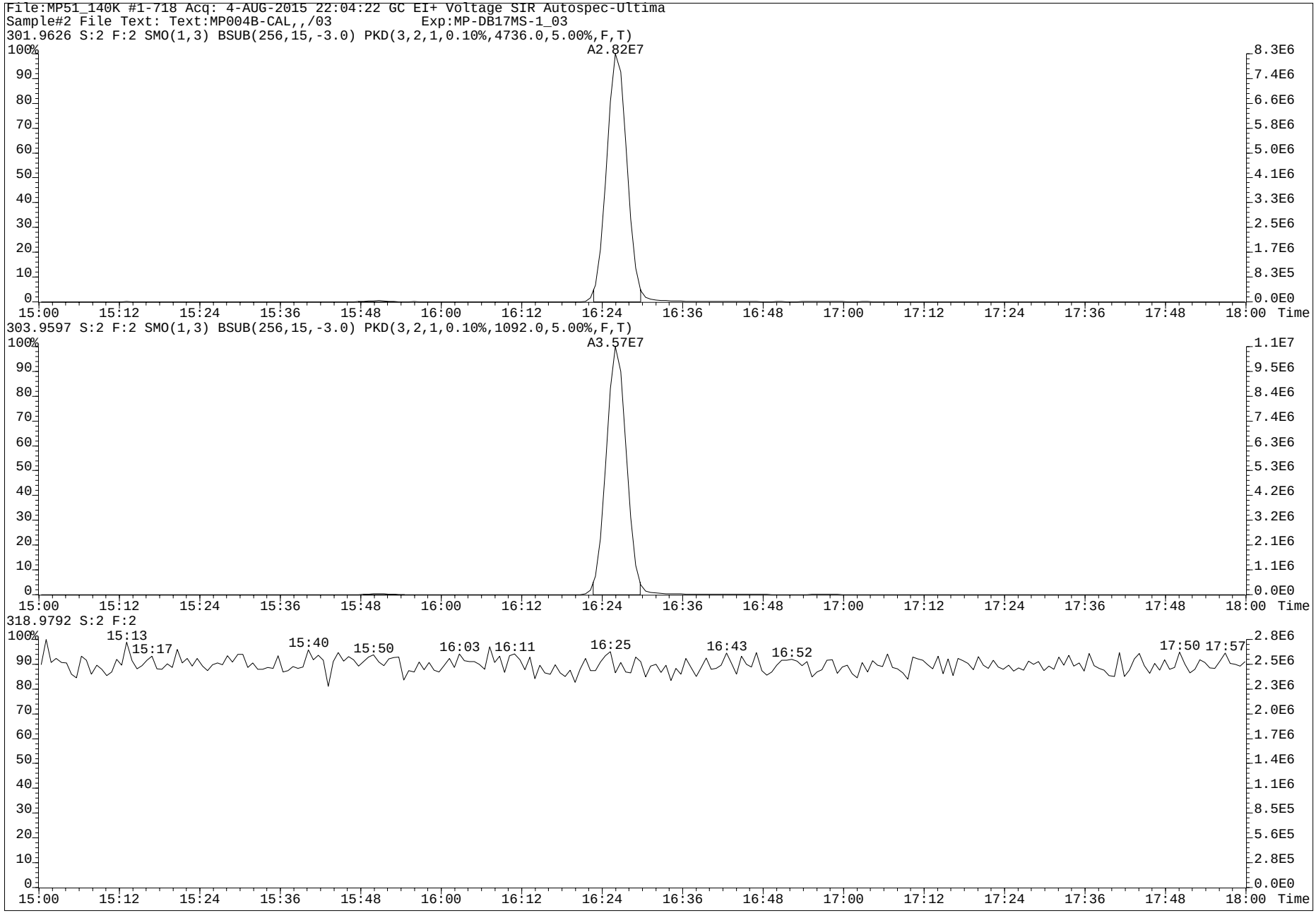
File:MP51_140K #1-718 Acq: 4-AUG-2015 22:04:22 GC EI+ Voltage SIR Autospec-Ultima
Sample#2 File Text: Text:MP004B-CAL,,/03 Exp:MP-DB17MS-1_03
301.9626 S:2 F:2 SMO(1,3) BSUB(256,15,-3.0) PKD(3,2,1,0.10%,4736.0,5.00%,F,T)
A2.82E7
303.9597 S:2 F:2 SMO(1,3) BSUB(256,15,-3.0) PKD(3,2,1,0.10%,1092.0,5.00%,F,T)
A3.57E7
318.9792 S:2 F:2
15:13
15:17
15:40
15:50
16:03
16:11
16:25
16:43
16:52
17:50
17:57
15:00 15:12 15:24 15:36 15:48 16:00 16:12 16:24 16:36 16:48 17:00 17:12 17:24 17:36 17:48 18:00 Time

www.axysanalytical.com

Run #3 Filename MP51_140J S: 5 I: 1 Acquired: 4-AUG-15 19:21:15 Processed: 5-AUG-15 18:13:44
Run: mp51_140j-a Analyte: MP-DB17-C06 Cal: MP51_140J-8A Results: mp51_140j-a Version: V3.6 6-JAN-2000 17:51:42
Sample text: MP004C-CAL,,/03 Comments: 1,,2.0uL CS-3 F1: 0.20 F2: 1.00

	Typ	Name	Amount	Resp	RA		RT	RF	RRF		Modified?
1	Unk	1-OH-Naphthalene	206.00	3.40e+08	1.05	n	8:08	-	1.0465	y	n
2	Unk	1-OH-Pyrene	206.00	3.60e+08	5.63	n	20:47	-	0.8801	y	n
3	Unk	3-OH-Chrysene	1.02	2.68e+06	2.98	n	23:03	-	0.7923	y	n
4	Unk	3-OH-Benz[a]anthracene	1.01	3.07e+06	3.30	n	23:13	-	0.9470	y	n
5	Unk	7,8-OH-Benzo[a]pyrene-C	1.01	*	*	n	NotF»	-	*	n	n
6	Unk	7,8-OH-Benzo[a]pyrene-T	1.02	*	*	n	NotF»	-	*	n	n
7	Unk	7,8-OH-Benzo[a]pyrene-3	2.03	*	*	n	NotF»	-	*	n	n
8	Unk	9-OH-Benzo[a]pyrene	1.03	1.70e+06	11.10	n	26:29	-	0.5020	y	y
9	Unk	3-OH-Benzo[a]pyrene	1.05	1.27e+06	8.22	n	26:43	-	0.5875	y	y
10	Unk	7,8-OH-Benzo[a]pyrene-4	2.03	*	*	n	NotF»	-	*	n	n
11	IS	13C6-1-OH-Naphthalene	250.00	3.94e+08	1.02	n	8:07	-	1.2378	y	n
12	IS	13C6-1-OH-Pyrene	250.00	4.96e+08	5.58	n	20:46	-	1.5591	y	n
13	IS	13C6-1-OH-BAA	252.00	8.06e+08	3.67	n	22:30	-	2.5137	y	n
14	IS	13C6-3-OH-Chrysene	252.50	8.35e+08	3.05	n	23:02	-	2.5990	y	n
15	IS	D11-3-OH-Benzo[a]pyrene	248.80	5.13e+08	10.57	n	26:39	-	1.6190	y	n
16	IS	13C-CL4-OH-PCB-79	50.00	1.06e+07	0.75	y	20:05	-	0.1661	y	n
17	IS	13C-CL4-PCB-79	0.00	*	*	n	NotF»	-	Div0	n	n
18	RS	13C-CL4-PCB-81	50.00	6.36e+07	0.78	y	16:25	1.27e+06	-	n	n
19	Tot	Fn1 Lock	0.00	-			-	-	-	n	n
20	Tot	Fn2 Lock	0.00	-			-	-	-	n	n
21	Tot	Fn3 Lock	0.00	-			-	-	-	n	n
22	Tot	Fn4 Lock	0.00	-			-	-	-	n	n
23	Tot	Fn4 Lock	0.00	-			-	-	-	n	n
24	Tot	Fn5 Lock	0.00	-			-	-	-	n	n
25	Tot	Fn6 Lock	0.00	-			-	-	-	n	n

PV AS 8-AUG-2015

SV by MW
10 - Aug - 2015

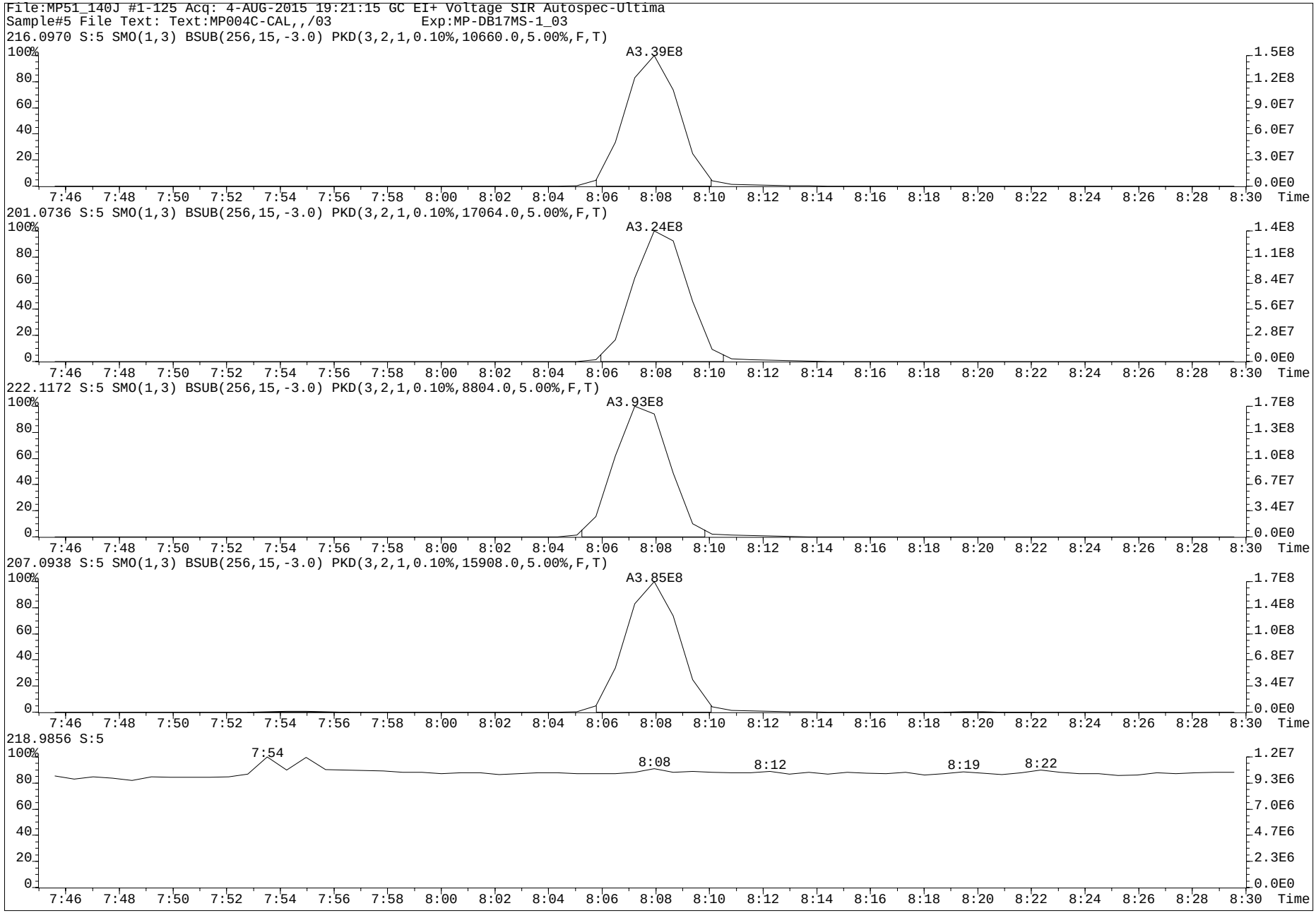
File:MP51_140J #1-125 Acq: 4-AUG-2015 19:21:15 GC EI+ Voltage SIR Autospec-Ultima
Sample#5 File Text: Text:MP004C-CAL,,/03 Exp:MP-DB17MS-1_03
216.0970 S:5 SMO(1,3) BSUB(256,15,-3.0) PKD(3,2,1,0.10%,10660.0,5.00%,F,T)
A3.39E8
201.0736 S:5 SMO(1,3) BSUB(256,15,-3.0) PKD(3,2,1,0.10%,17064.0,5.00%,F,T)
A3.24E8
222.1172 S:5 SMO(1,3) BSUB(256,15,-3.0) PKD(3,2,1,0.10%,8804.0,5.00%,F,T)
A3.93E8
207.0938 S:5 SMO(1,3) BSUB(256,15,-3.0) PKD(3,2,1,0.10%,15908.0,5.00%,F,T)
A3.85E8
218.9856 S:5
7:54
8:08
8:12
8:19
8:22
Time

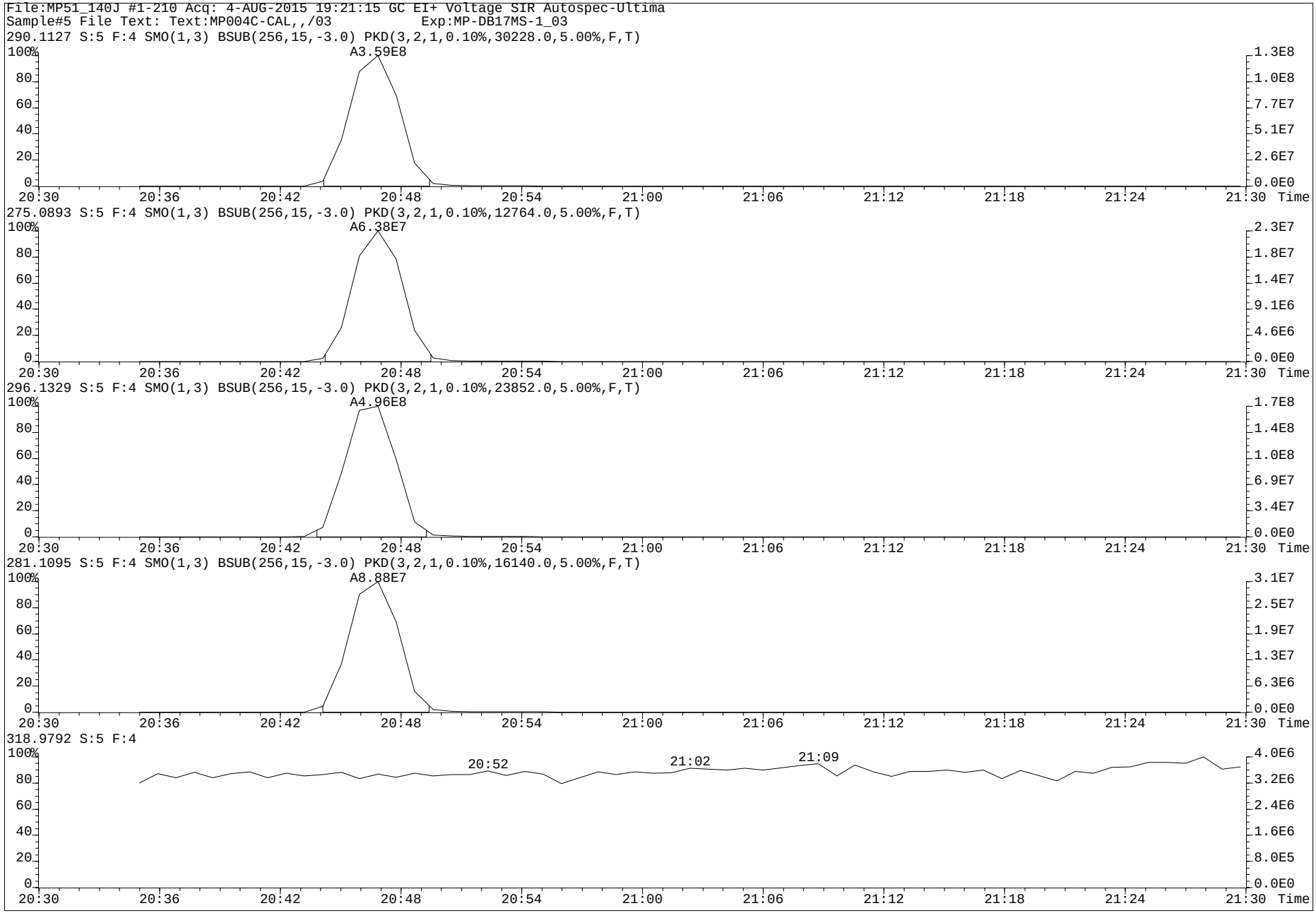
File:MP51_140J #1-210 Acq: 4-AUG-2015 19:21:15 GC EI+ Voltage SIR Autospec-Ultima
Sample#5 File Text: Text:MP004C-CAL,,/03 Exp:MP-DB17MS-1_03
290.1127 S:5 F:4 SMO(1,3) BSUB(256,15,-3.0) PKD(3,2,1,0.10%,30228.0,5.00%,F,T)
A3.59E8
275.0893 S:5 F:4 SMO(1,3) BSUB(256,15,-3.0) PKD(3,2,1,0.10%,12764.0,5.00%,F,T)
A6.38E7
296.1329 S:5 F:4 SMO(1,3) BSUB(256,15,-3.0) PKD(3,2,1,0.10%,23852.0,5.00%,F,T)
A4.96E8
281.1095 S:5 F:4 SMO(1,3) BSUB(256,15,-3.0) PKD(3,2,1,0.10%,16140.0,5.00%,F,T)
A8.88E7
318.9792 S:5 F:4
20:52
21:02
21:09
Time

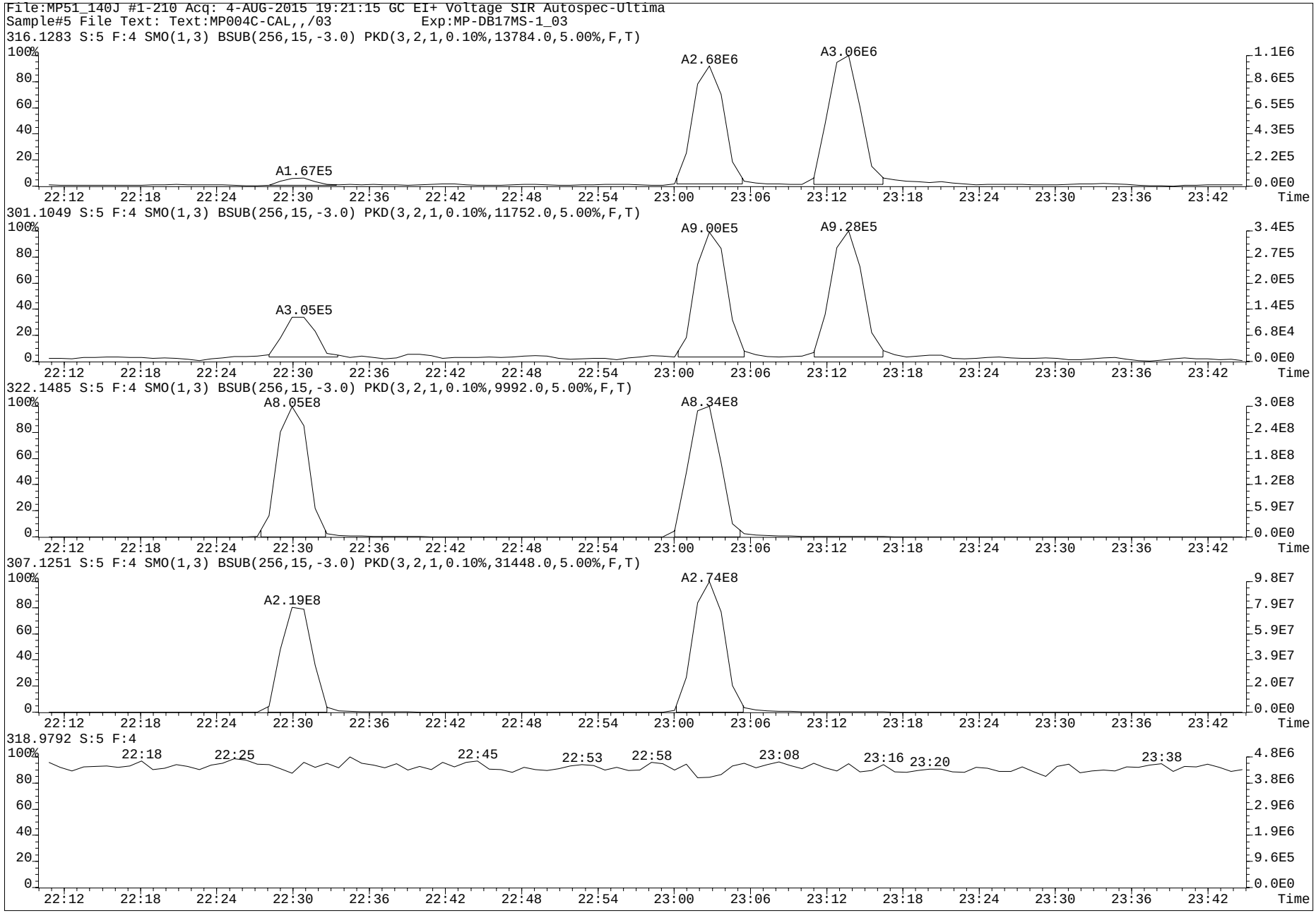
File:MP51_140J #1-210 Acq: 4-AUG-2015 19:21:15 GC EI+ Voltage SIR Autospec-Ultima
Sample#5 File Text: Text:MP004C-CAL,,/03 Exp:MP-DB17MS-1_03
316.1283 S:5 F:4 SMO(1,3) BSUB(256,15,-3.0) PKD(3,2,1,0.10%,13784.0,5.00%,F,T)
A1.67E5
A2.68E6
A3.06E6
301.1049 S:5 F:4 SMO(1,3) BSUB(256,15,-3.0) PKD(3,2,1,0.10%,11752.0,5.00%,F,T)
A3.05E5
A9.00E5
A9.28E5
322.1485 S:5 F:4 SMO(1,3) BSUB(256,15,-3.0) PKD(3,2,1,0.10%,9992.0,5.00%,F,T)
A8.05E8
A8.34E8
307.1251 S:5 F:4 SMO(1,3) BSUB(256,15,-3.0) PKD(3,2,1,0.10%,31448.0,5.00%,F,T)
A2.19E8
A2.74E8
318.9792 S:5 F:4
22:18
22:25
22:45
22:53
22:58
23:08
23:16
23:20
23:38
Time

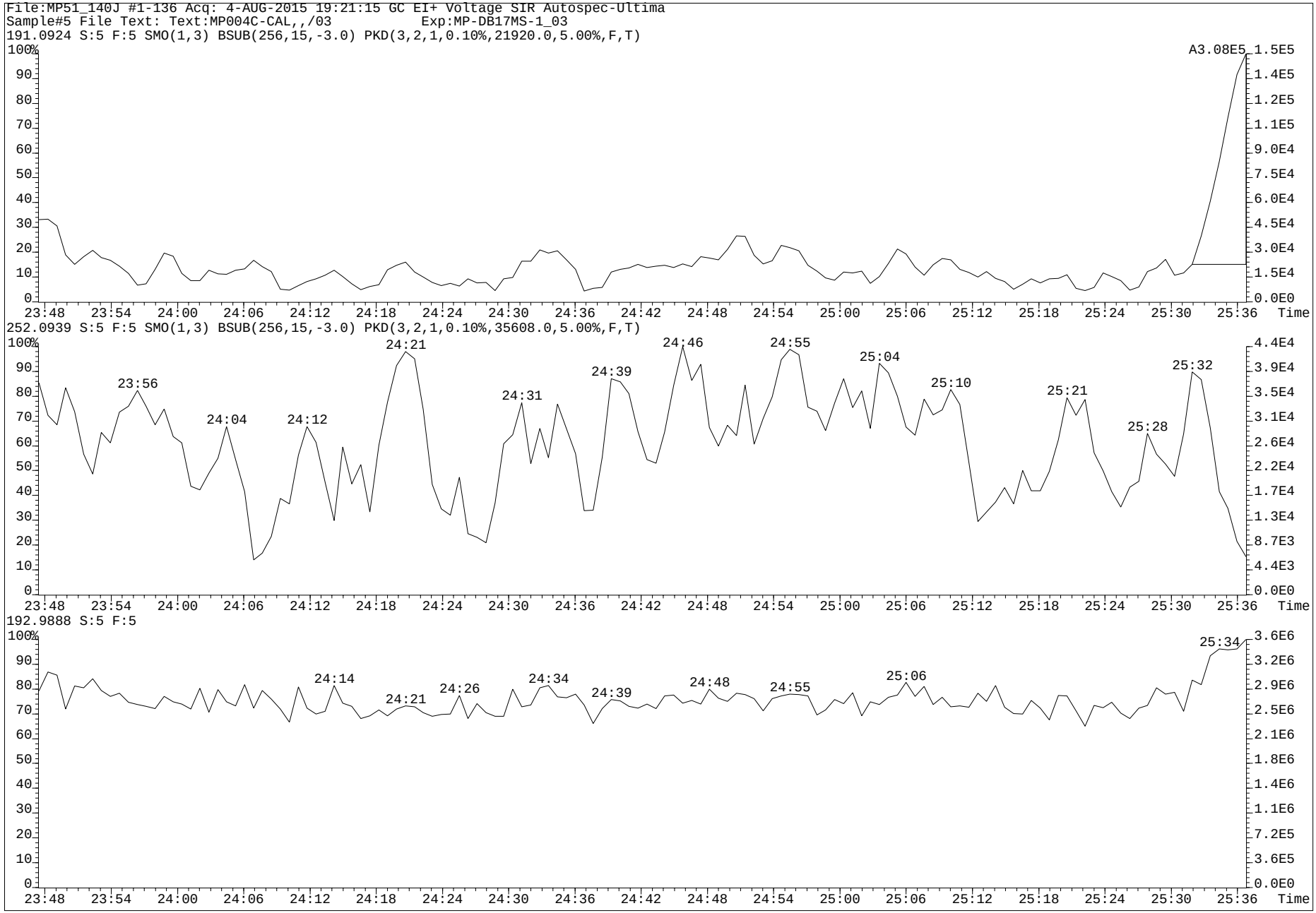
File:MP51_140J #1-136 Acq: 4-AUG-2015 19:21:15 GC EI+ Voltage SIR Autospec-Ultima
Sample#5 File Text: Text:MP004C-CAL,,/03 Exp:MP-DB17MS-1_03
191.0924 S:5 F:5 SMO(1,3) BSUB(256,15,-3.0) PKD(3,2,1,0.10%,21920.0,5.00%,F,T)
A3.08E5
252.0939 S:5 F:5 SMO(1,3) BSUB(256,15,-3.0) PKD(3,2,1,0.10%,35608.0,5.00%,F,T)
23:56
24:04
24:12
24:21
24:31
24:39
24:46
24:55
25:04
25:10
25:21
25:28
25:32
192.9888 S:5 F:5
24:14
24:21
24:26
24:34
24:39
24:48
24:55
25:06
25:34
Time

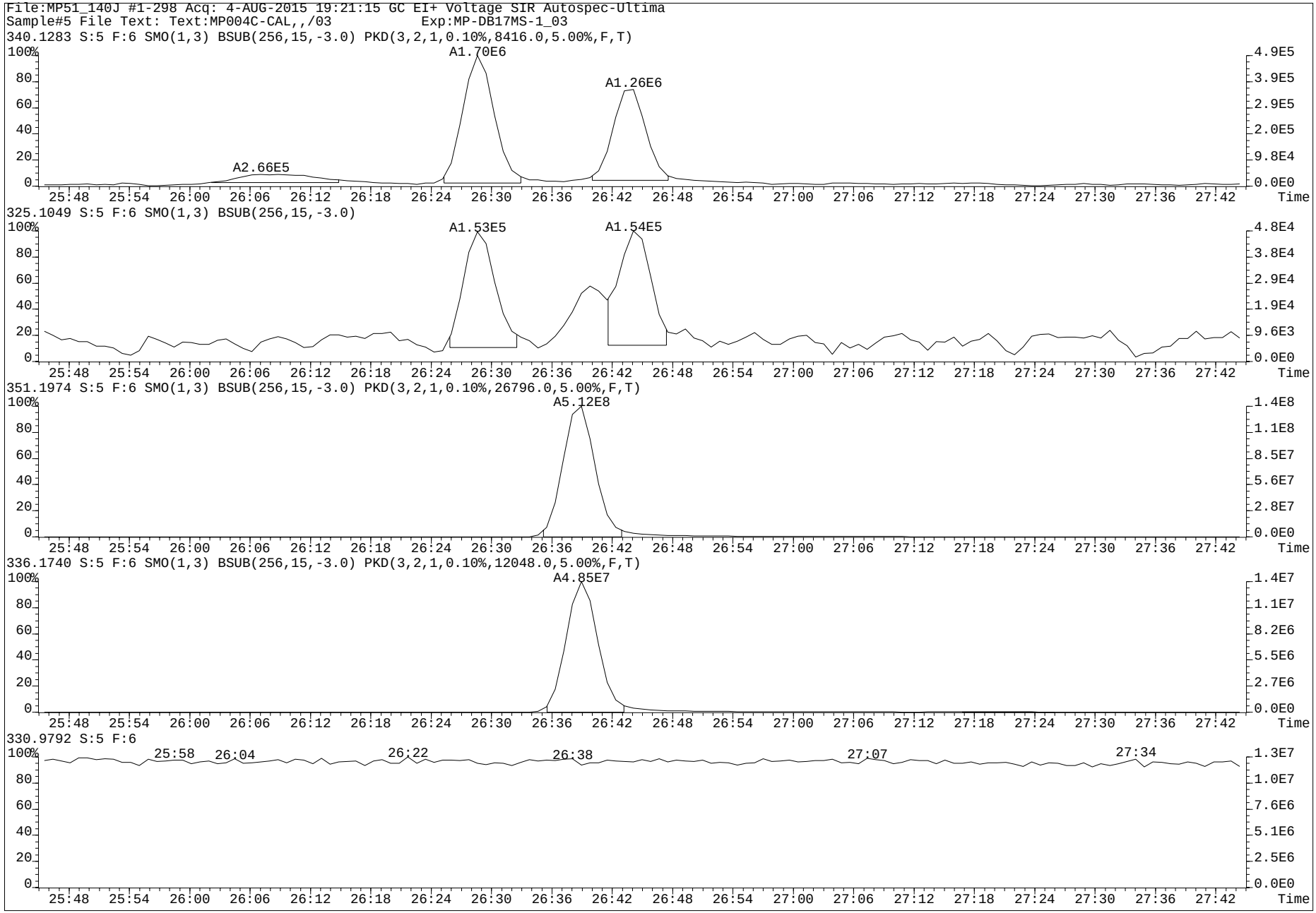
File:MP51_140J #1-298 Acq: 4-AUG-2015 19:21:15 GC EI+ Voltage SIR Autospec-Ultima
Sample#5 File Text: Text:MP004C-CAL,,/03 Exp:MP-DB17MS-1_03
340.1283 S:5 F:6 SMO(1,3) BSUB(256,15,-3.0) PKD(3,2,1,0.10%,8416.0,5.00%,F,T)
A1.70E6
A1.26E6
A2.66E5
325.1049 S:5 F:6 SMO(1,3) BSUB(256,15,-3.0)
A1.53E5
A1.54E5
351.1974 S:5 F:6 SMO(1,3) BSUB(256,15,-3.0) PKD(3,2,1,0.10%,26796.0,5.00%,F,T)
A5.12E8
336.1740 S:5 F:6 SMO(1,3) BSUB(256,15,-3.0) PKD(3,2,1,0.10%,12048.0,5.00%,F,T)
A4.85E7
330.9792 S:5 F:6
25:58
26:04
26:22
26:38
27:07
27:34
Time

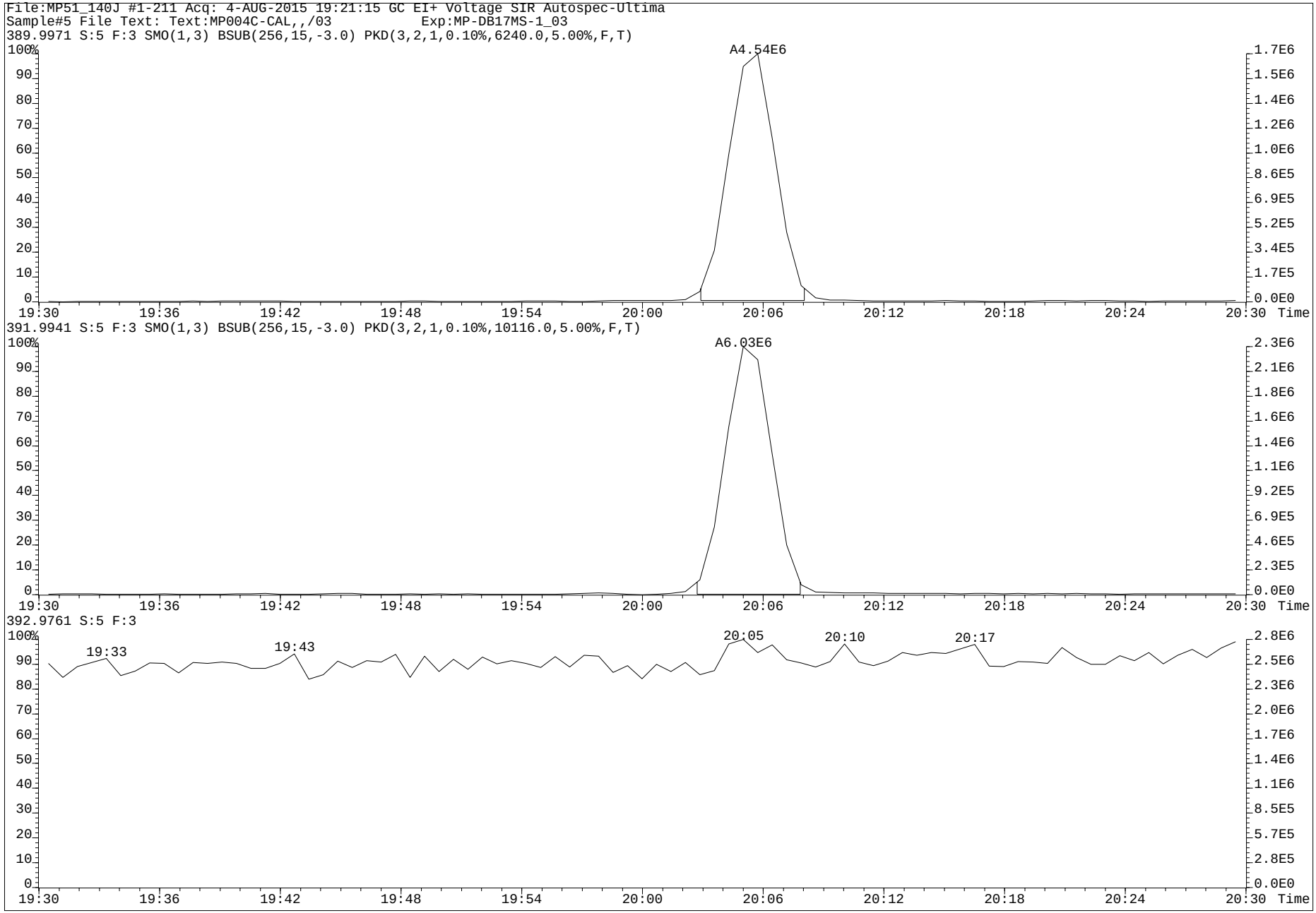
File:MP51_140J #1-211 Acq: 4-AUG-2015 19:21:15 GC EI+ Voltage SIR Autospec-Ultima
Sample#5 File Text: Text:MP004C-CAL,,/03 Exp:MP-DB17MS-1_03
389.9971 S:5 F:3 SMO(1,3) BSUB(256,15,-3.0) PKD(3,2,1,0.10%,6240.0,5.00%,F,T)
A4.54E6
391.9941 S:5 F:3 SMO(1,3) BSUB(256,15,-3.0) PKD(3,2,1,0.10%,10116.0,5.00%,F,T)
A6.03E6
392.9761 S:5 F:3
19:33
19:43
20:05
20:10
20:17
Time

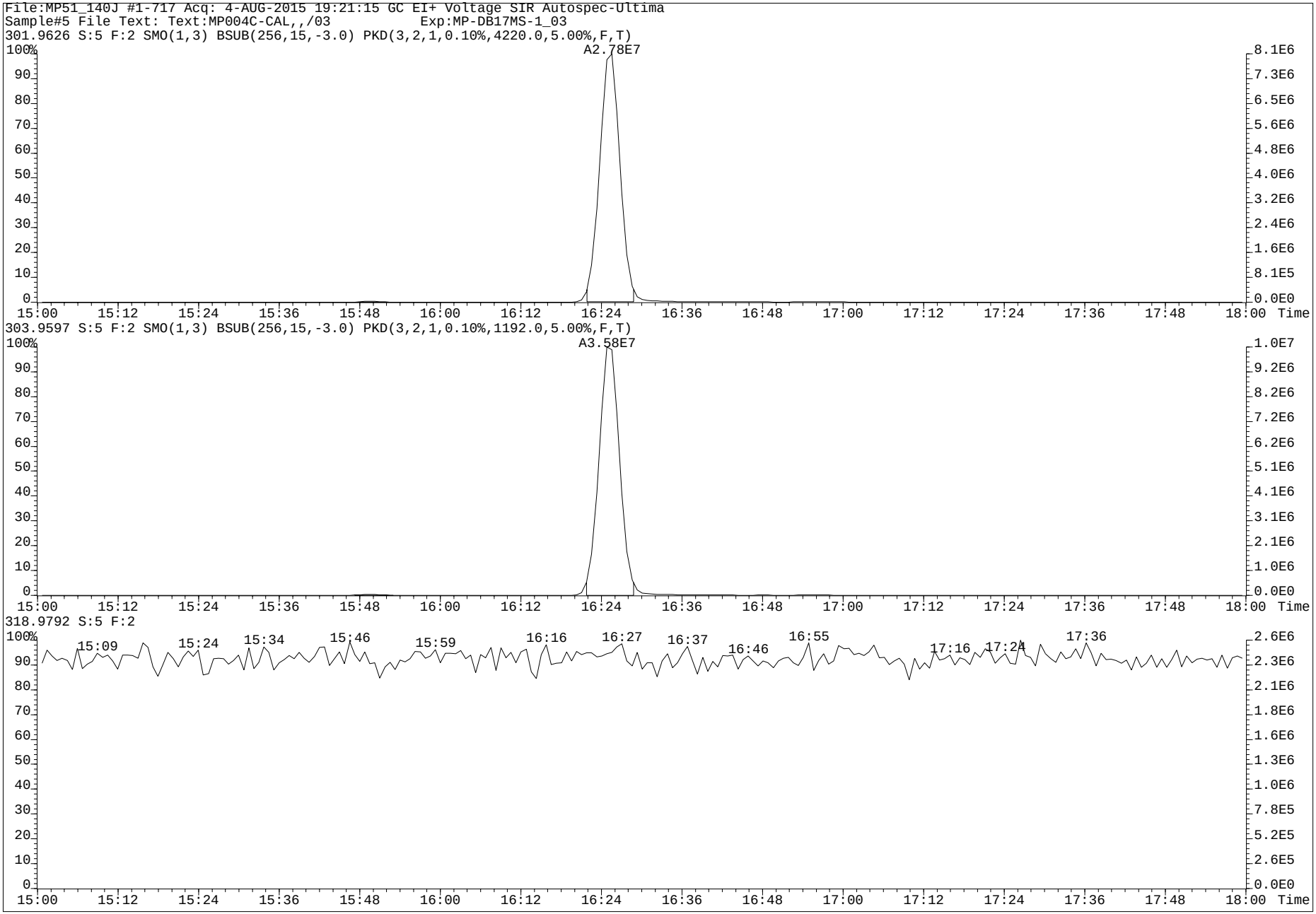
File:MP51_140J #1-717 Acq: 4-AUG-2015 19:21:15 GC EI+ Voltage SIR Autospec-Ultima
Sample#5 File Text: Text:MP004C-CAL,,/03 Exp:MP-DB17MS-1_03
301.9626 S:5 F:2 SMO(1,3) BSUB(256,15,-3.0) PKD(3,2,1,0.10%,4220.0,5.00%,F,T)
A2.78E7
303.9597 S:5 F:2 SMO(1,3) BSUB(256,15,-3.0) PKD(3,2,1,0.10%,1192.0,5.00%,F,T)
A3.58E7
318.9792 S:5 F:2
15:09
15:24
15:34
15:46
15:59
16:16
16:27
16:37
16:46
16:55
17:16
17:24
17:36
Time

www.axysanalytical.com

Run #4 Filename MP51_140K S: 3 I: 1 Acquired: 4-AUG-15 22:38:29 Processed: 5-AUG-15 18:13:45
Run: mp51_140j-a Analyte: MP-DB17-C06 Cal: MP51_140J-8A Results: mp51_140j-a Version: V3.6 6-JAN-2000 17:51:42
Sample text: MP004D-CAL,,/03 Comments: 1,,2.0uL CS-4 F1: 1.00 F2: 1.00

	Typ	Name	Amount	Resp	RA		RT	RF	RRF		Modified?
1	Unk	1-OH-Naphthalene	206.00	3.73e+08	1.27	n	8:09	-	1.0842	y	n
2	Unk	1-OH-Pyrene	206.00	4.38e+08	5.03	n	20:48	-	0.9701	y	n
3	Unk	3-OH-Chrysene	5.12	1.32e+07	2.97	n	23:04	-	0.7582	y	n
4	Unk	3-OH-Benz[a]anthracene	5.06	1.51e+07	3.23	n	23:14	-	0.8961	y	n
5	Unk	7,8-OH-Benzo[a]pyrene-C	5.07	*	*	n	NotF»	-	*	n	n
6	Unk	7,8-OH-Benzo[a]pyrene-T	5.08	*	*	n	NotF»	-	*	n	n
7	Unk	7,8-OH-Benzo[a]pyrene-3	10.14	*	*	n	NotF»	-	*	n	n
8	Unk	9-OH-Benzo[a]pyrene	5.13	7.58e+06	11.55	n	26:29	-	0.4358	y	y
9	Unk	3-OH-Benzo[a]pyrene	5.23	6.22e+06	8.38	n	26:44	-	0.6062	y	y
10	Unk	7,8-OH-Benzo[a]pyrene-4	10.14	*	*	n	NotF»	-	*	n	n
11	IS	13C6-1-OH-Naphthalene	250.00	4.17e+08	1.17	n	8:08	-	1.3492	y	n
12	IS	13C6-1-OH-Pyrene	250.00	5.48e+08	4.98	n	20:47	-	1.7714	y	n
13	IS	13C6-1-OH-BAA	252.00	8.37e+08	3.63	n	22:31	-	2.6831	y	n
14	IS	13C6-3-OH-Chrysene	252.50	8.56e+08	2.97	n	23:03	-	2.7394	y	n
15	IS	D11-3-OH-Benzo[a]pyrene	248.80	4.88e+08	10.39	n	26:40	-	1.5851	y	n
16	IS	13C-CL4-OH-PCB-79	50.00	1.13e+07	0.76	y	20:06	-	0.1824	y	n
17	IS	13C-CL4-PCB-79	0.00	*	*	n	NotF»	-	Div0	n	n
18	RS	13C-CL4-PCB-81	50.00	6.19e+07	0.78	y	16:26	1.24e+06	-	n	n
19	Tot	Fn1 Lock	0.00	-			-	-	-	n	n
20	Tot	Fn2 Lock	0.00	-			-	-	-	n	n
21	Tot	Fn3 Lock	0.00	-			-	-	-	n	n
22	Tot	Fn4 Lock	0.00	-			-	-	-	n	n
23	Tot	Fn4 Lock	0.00	-			-	-	-	n	n
24	Tot	Fn5 Lock	0.00	-			-	-	-	n	n
25	Tot	Fn6 Lock	0.00	-			-	-	-	n	n

PV AS 8-AUG-2015

SV by MW
10-Aug-2015

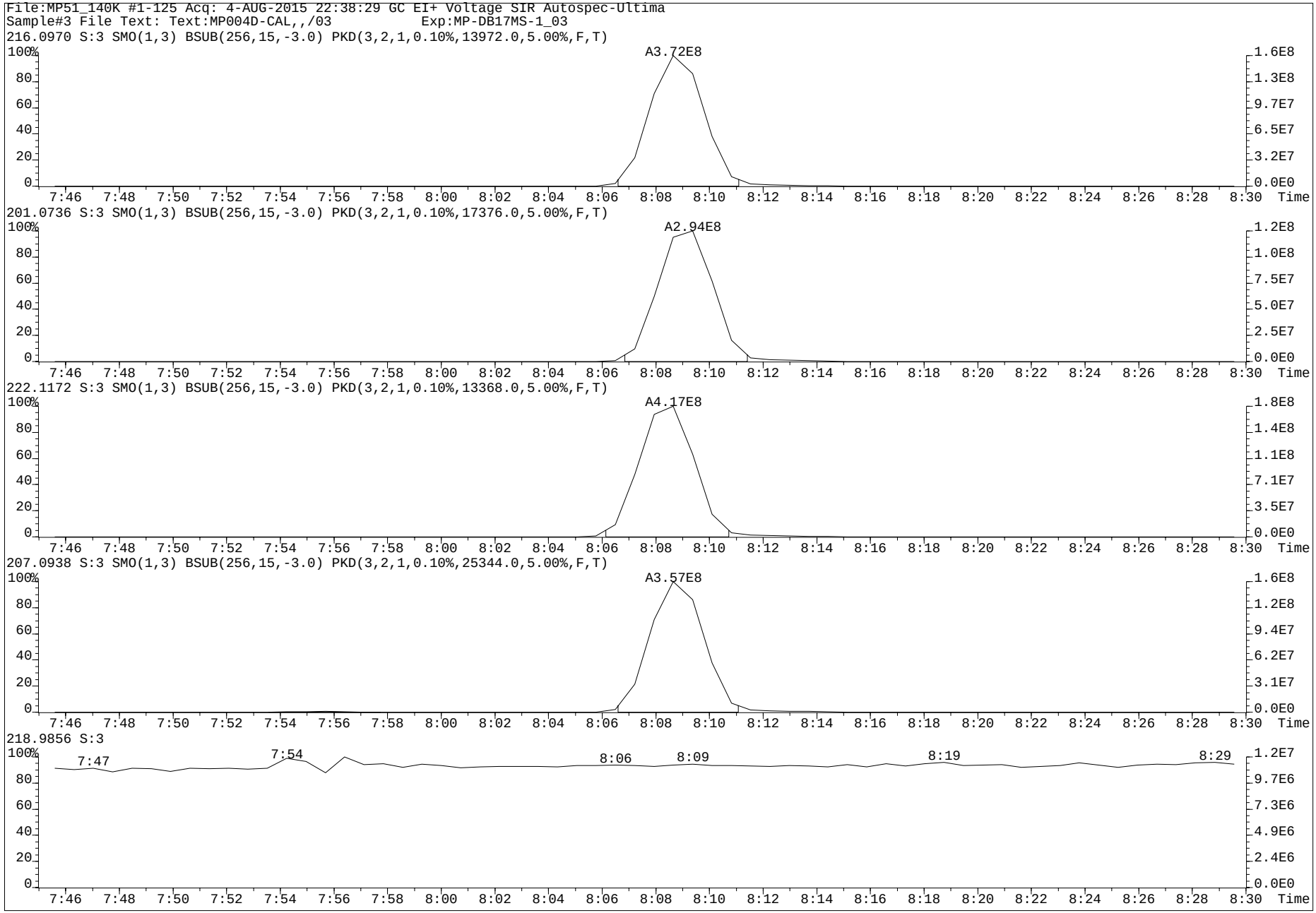
File:MP51_140K #1-125 Acq: 4-AUG-2015 22:38:29 GC EI+ Voltage SIR Autospec-Ultima
Sample#3 File Text: Text:MP004D-CAL,,/03 Exp:MP-DB17MS-1_03
216.0970 S:3 SMO(1,3) BSUB(256,15,-3.0) PKD(3,2,1,0.10%,13972.0,5.00%,F,T)
A3.72E8
201.0736 S:3 SMO(1,3) BSUB(256,15,-3.0) PKD(3,2,1,0.10%,17376.0,5.00%,F,T)
A2.94E8
222.1172 S:3 SMO(1,3) BSUB(256,15,-3.0) PKD(3,2,1,0.10%,13368.0,5.00%,F,T)
A4.17E8
207.0938 S:3 SMO(1,3) BSUB(256,15,-3.0) PKD(3,2,1,0.10%,25344.0,5.00%,F,T)
A3.57E8
218.9856 S:3
7:47
7:54
8:06
8:09
8:19
8:29
Time

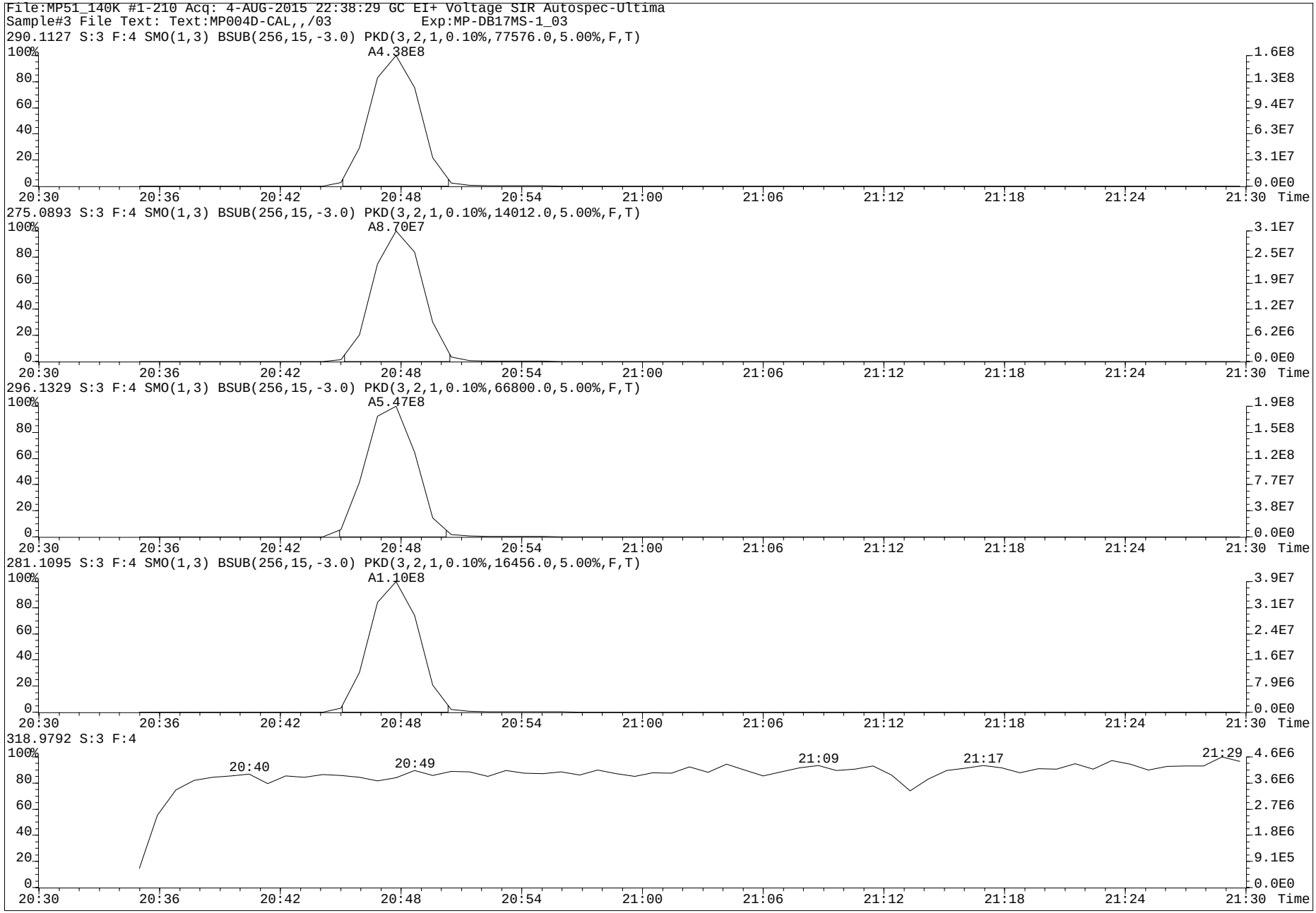
File:MP51_140K #1-210 Acq: 4-AUG-2015 22:38:29 GC EI+ Voltage SIR Autospec-Ultima
Sample#3 File Text: Text:MP004D-CAL,,/03 Exp:MP-DB17MS-1_03
290.1127 S:3 F:4 SMO(1,3) BSUB(256,15,-3.0) PKD(3,2,1,0.10%,77576.0,5.00%,F,T)
A4.38E8
275.0893 S:3 F:4 SMO(1,3) BSUB(256,15,-3.0) PKD(3,2,1,0.10%,14012.0,5.00%,F,T)
A8.70E7
296.1329 S:3 F:4 SMO(1,3) BSUB(256,15,-3.0) PKD(3,2,1,0.10%,66800.0,5.00%,F,T)
A5.47E8
281.1095 S:3 F:4 SMO(1,3) BSUB(256,15,-3.0) PKD(3,2,1,0.10%,16456.0,5.00%,F,T)
A1.10E8
318.9792 S:3 F:4
20:40
20:49
21:09
21:17
21:29
Time

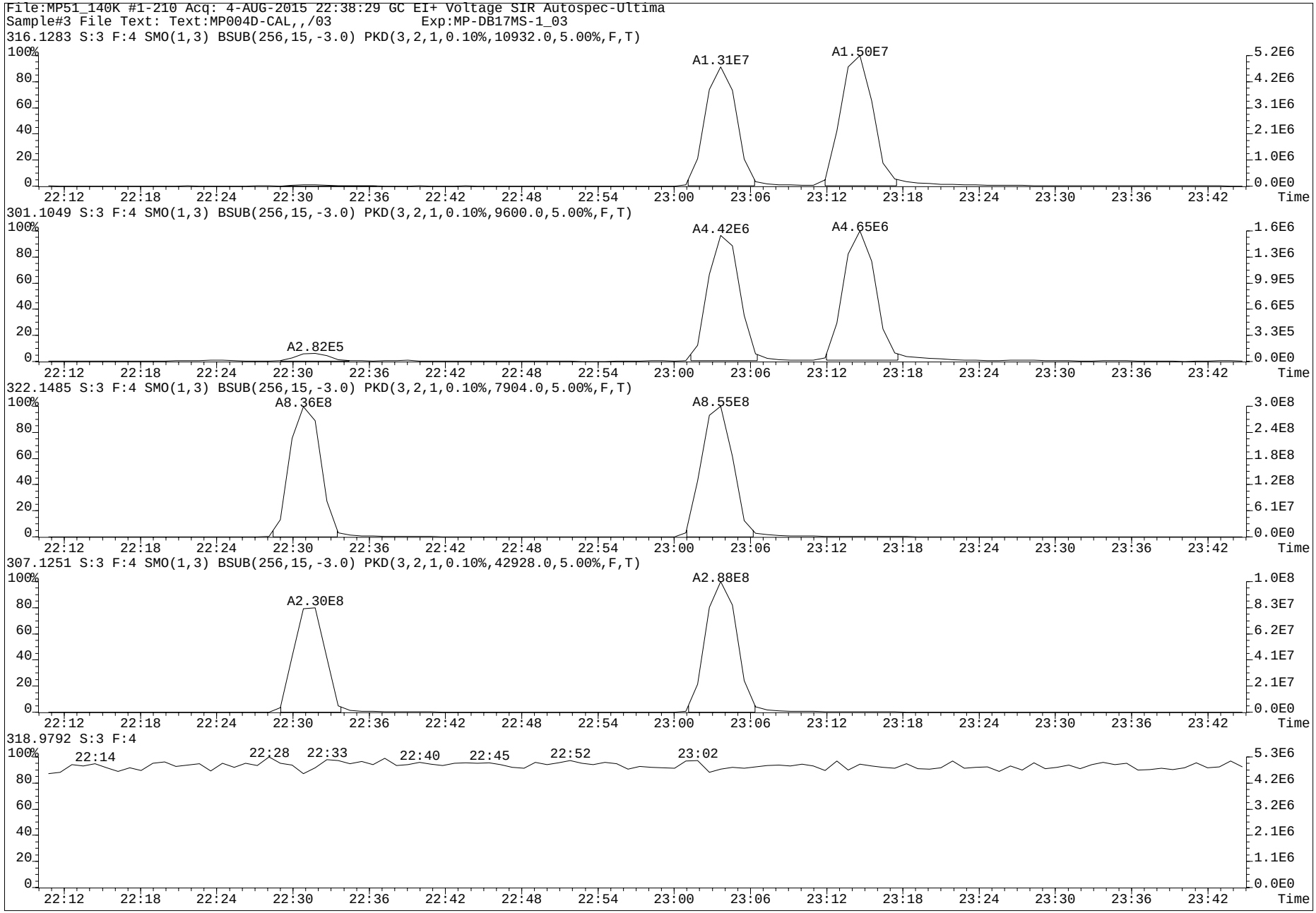
File:MP51_140K #1-210 Acq: 4-AUG-2015 22:38:29 GC EI+ Voltage SIR Autospec-Ultima
Sample#3 File Text: Text:MP004D-CAL,,/03 Exp:MP-DB17MS-1_03
316.1283 S:3 F:4 SMO(1,3) BSUB(256,15,-3.0) PKD(3,2,1,0.10%,10932.0,5.00%,F,T)
A1.31E7
A1.50E7
301.1049 S:3 F:4 SMO(1,3) BSUB(256,15,-3.0) PKD(3,2,1,0.10%,9600.0,5.00%,F,T)
A4.42E6
A4.65E6
A2.82E5
322.1485 S:3 F:4 SMO(1,3) BSUB(256,15,-3.0) PKD(3,2,1,0.10%,7904.0,5.00%,F,T)
A8.36E8
A8.55E8
307.1251 S:3 F:4 SMO(1,3) BSUB(256,15,-3.0) PKD(3,2,1,0.10%,42928.0,5.00%,F,T)
A2.30E8
A2.88E8
318.9792 S:3 F:4
22:14
22:28
22:33
22:40
22:45
22:52
23:02
Time

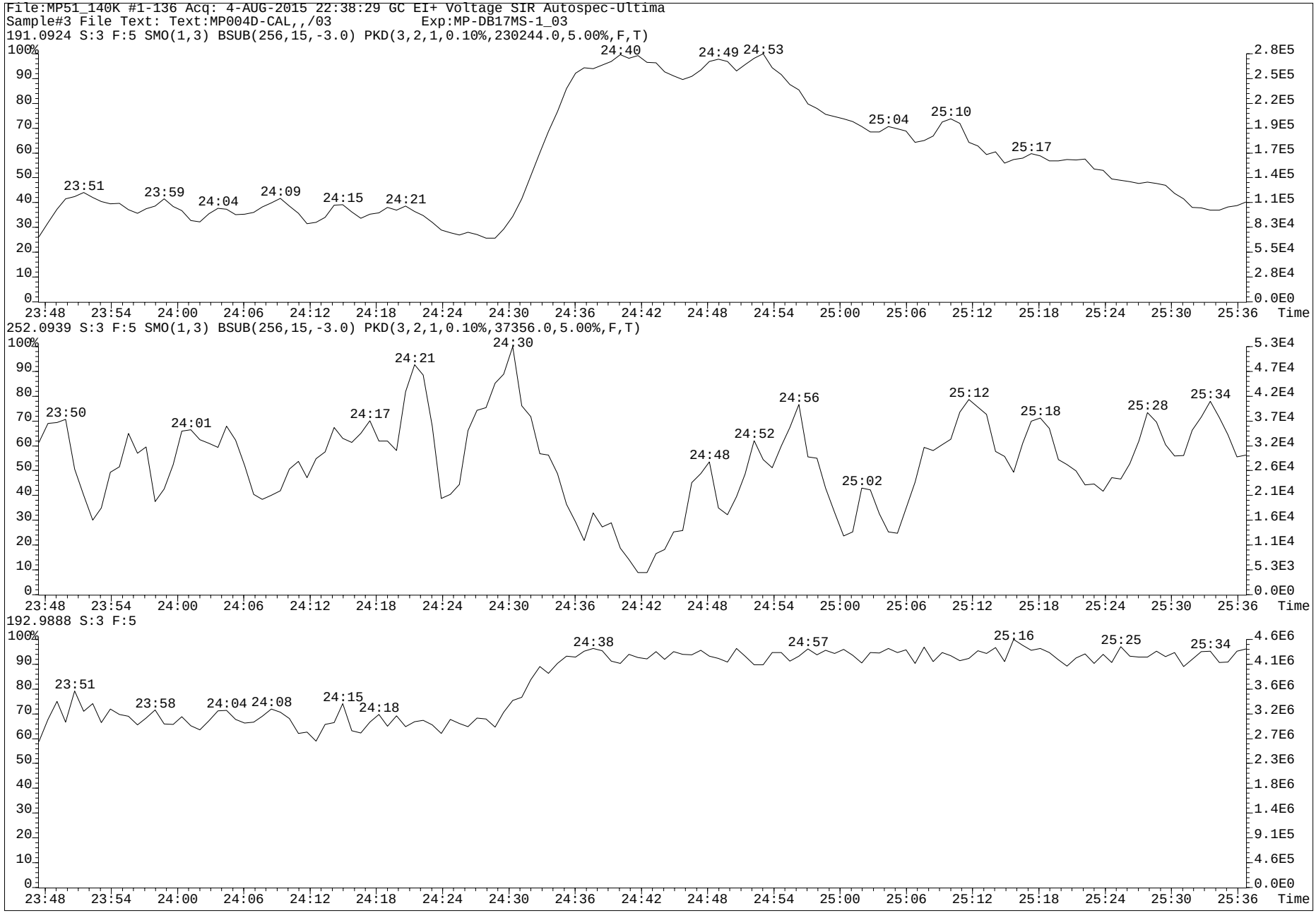
File:MP51_140K #1-136 Acq: 4-AUG-2015 22:38:29 GC EI+ Voltage SIR Autospec-Ultima
Sample#3 File Text: Text:MP004D-CAL,,/03 Exp:MP-DB17MS-1_03
191.0924 S:3 F:5 SMO(1,3) BSUB(256,15,-3.0) PKD(3,2,1,0.10%,230244.0,5.00%,F,T)
252.0939 S:3 F:5 SMO(1,3) BSUB(256,15,-3.0) PKD(3,2,1,0.10%,37356.0,5.00%,F,T)
192.9888 S:3 F:5
Time

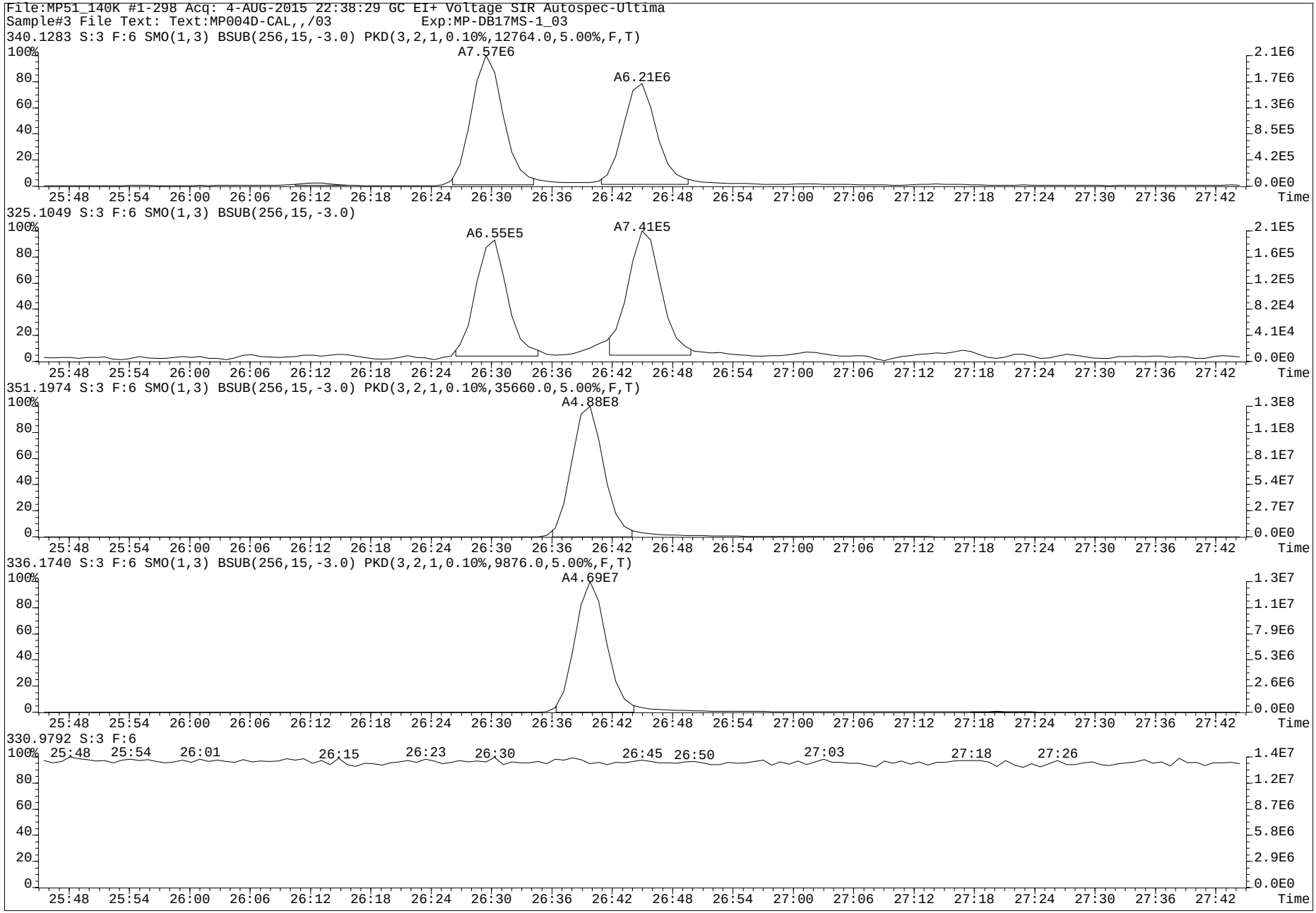
File:MP51_140K #1-298 Acq: 4-AUG-2015 22:38:29 GC EI+ Voltage SIR Autospec-Ultima
Sample#3 File Text: Text:MP004D-CAL,,/03 Exp:MP-DB17MS-1_03
340.1283 S:3 F:6 SMO(1,3) BSUB(256,15,-3.0) PKD(3,2,1,0.10%,12764.0,5.00%,F,T)
A7.57E6
A6.21E6
325.1049 S:3 F:6 SMO(1,3) BSUB(256,15,-3.0)
A6.55E5
A7.41E5
351.1974 S:3 F:6 SMO(1,3) BSUB(256,15,-3.0) PKD(3,2,1,0.10%,35660.0,5.00%,F,T)
A4.88E8
336.1740 S:3 F:6 SMO(1,3) BSUB(256,15,-3.0) PKD(3,2,1,0.10%,9876.0,5.00%,F,T)
A4.69E7
330.9792 S:3 F:6
Time

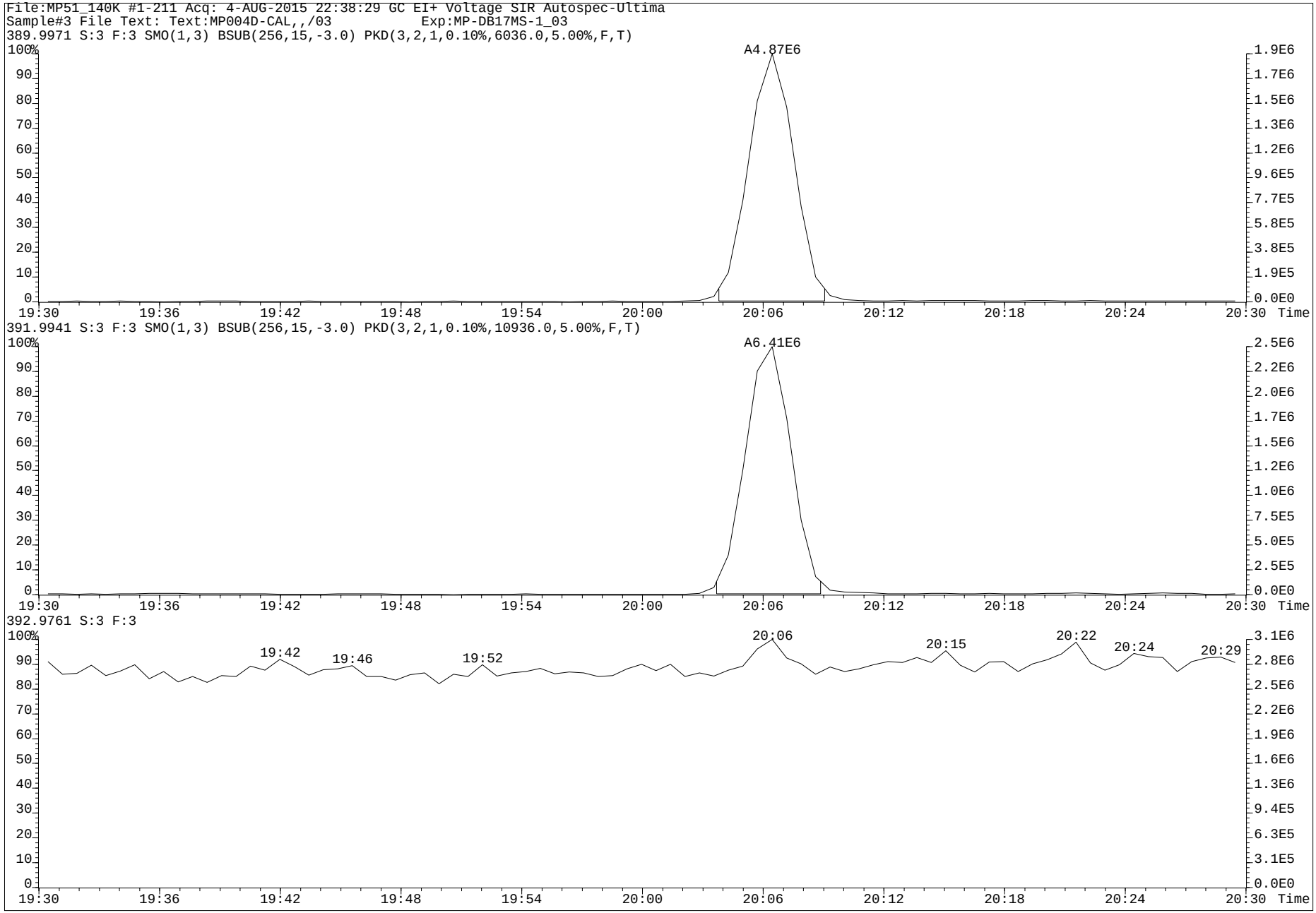
File:MP51_140K #1-211 Acq: 4-AUG-2015 22:38:29 GC EI+ Voltage SIR Autospec-Ultima
Sample#3 File Text: Text:MP004D-CAL,,/03 Exp:MP-DB17MS-1_03
389.9971 S:3 F:3 SMO(1,3) BSUB(256,15,-3.0) PKD(3,2,1,0.10%,6036.0,5.00%,F,T)
A4.87E6
391.9941 S:3 F:3 SMO(1,3) BSUB(256,15,-3.0) PKD(3,2,1,0.10%,10936.0,5.00%,F,T)
A6.41E6
392.9761 S:3 F:3
19:42
19:46
19:52
20:06
20:15
20:22
20:24
20:29
Time

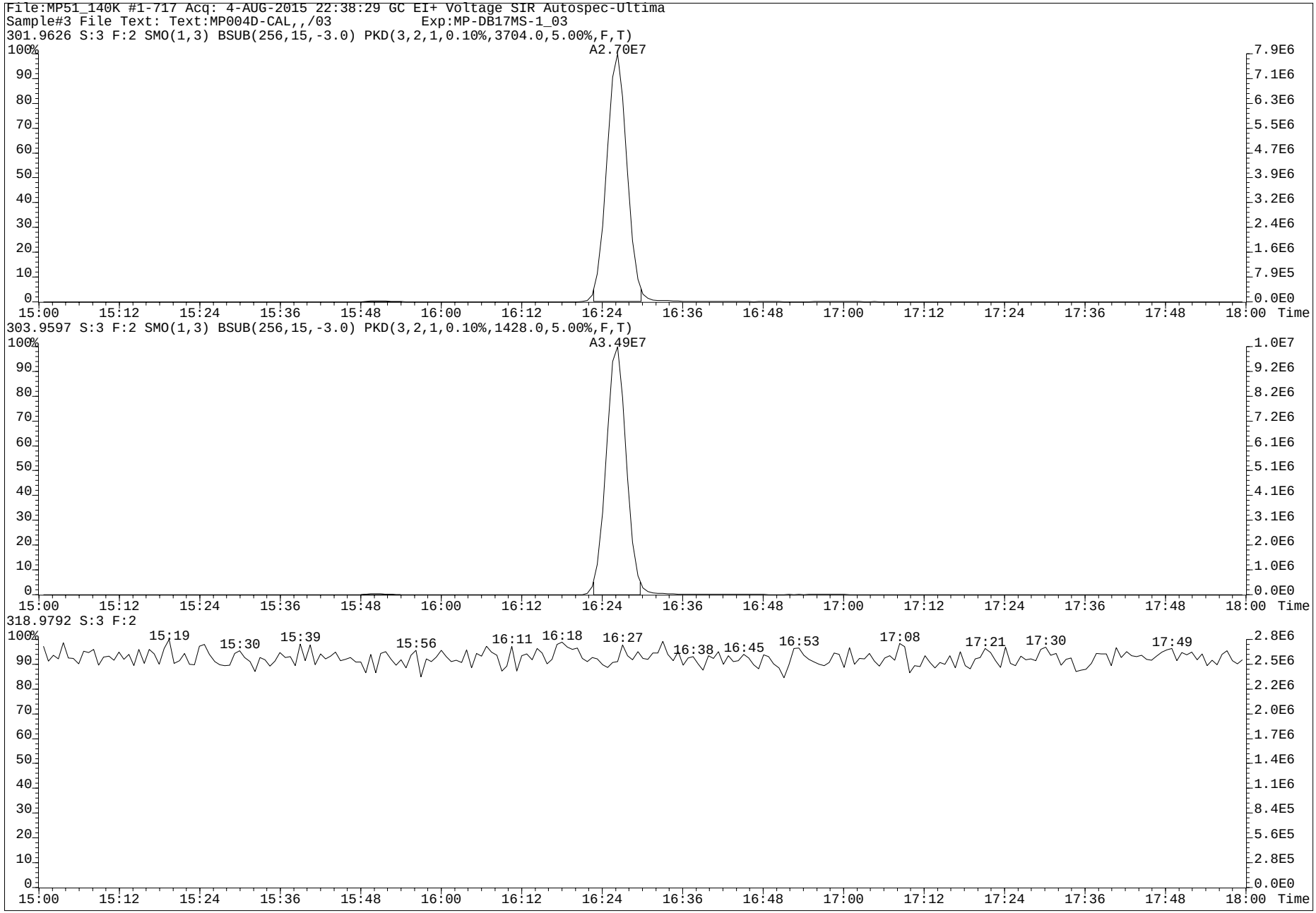
File:MP51_140K #1-717 Acq: 4-AUG-2015 22:38:29 GC EI+ Voltage SIR Autospec-Ultima
Sample#3 File Text: Text:MP004D-CAL,,/03 Exp:MP-DB17MS-1_03
301.9626 S:3 F:2 SMO(1,3) BSUB(256,15,-3.0) PKD(3,2,1,0.10%,3704.0,5.00%,F,T)
A2.70E7
303.9597 S:3 F:2 SMO(1,3) BSUB(256,15,-3.0) PKD(3,2,1,0.10%,1428.0,5.00%,F,T)
A3.49E7
318.9792 S:3 F:2
15:19
15:30
15:39
15:56
16:11
16:18
16:27
16:38
16:45
16:53
17:08
17:21
17:30
17:49
Time

www.axysanalytical.com

Run #5 Filename MP51_140J S: 3 I: 1 Acquired: 4-AUG-15 18:12:58 Processed: 5-AUG-15 18:13:46
Run: mp51_140j-a Analyte: MP-DB17-C06 Cal: MP51_140J-8A Results: mp51_140j-a Version: V3.6 6-JAN-2000 17:51:42
Sample text: MP004E-CAL,,/03 Comments: 1,,2.0uL CS-5/Cal F1: 10.00 F2: 1.00

	Typ	Name	Amount	Resp	RA		RT	RF	RRF		Modified?
1	Unk	1-OH-Naphthalene	206.00	3.88e+08	1.02	n	8:09	-	1.1437	y	n
2	Unk	1-OH-Pyrene	206.00	3.90e+08	5.78	n	20:47	-	0.9300	y	n
3	Unk	3-OH-Chrysene	51.20	1.22e+08	3.02	n	23:03	-	0.6972	y	n
4	Unk	3-OH-Benz[a]anthracene	50.60	1.55e+08	3.26	n	23:14	-	0.9331	y	n
5	Unk	7,8-OH-Benzo[a]pyrene-C	50.70	*	*	n	NotF»	-	*	n	n
6	Unk	7,8-OH-Benzo[a]pyrene-T	50.80	*	*	n	NotF»	-	*	n	n
7	Unk	7,8-OH-Benzo[a]pyrene-3	101.40	*	*	n	NotF»	-	*	n	n
8	Unk	9-OH-Benzo[a]pyrene	51.30	8.03e+07	12.08	n	26:30	-	0.4559	y	n
9	Unk	3-OH-Benzo[a]pyrene	52.30	6.08e+07	8.92	n	26:45	-	0.5776	y	n
10	Unk	7,8-OH-Benzo[a]pyrene-4	101.40	*	*	n	NotF»	-	*	n	n
11	IS	13C6-1-OH-Naphthalene	250.00	4.12e+08	0.99	n	8:08	-	1.1487	y	n
12	IS	13C6-1-OH-Pyrene	250.00	5.09e+08	5.92	n	20:47	-	1.4204	y	n
13	IS	13C6-1-OH-BAA	252.00	8.29e+08	3.67	n	22:31	-	2.2946	y	n
14	IS	13C6-3-OH-Chrysene	252.50	8.66e+08	3.03	n	23:03	-	2.3941	y	n
15	IS	D11-3-OH-Benzo[a]pyrene	248.80	5.01e+08	10.61	n	26:39	-	1.4055	y	n
16	IS	13C-CL4-OH-PCB-79	50.00	1.28e+07	0.77	y	20:06	-	0.1785	y	n
17	IS	13C-CL4-PCB-79	0.00	*	*	n	NotF»	-	Div0	n	n
18	RS	13C-CL4-PCB-81	50.00	7.17e+07	0.78	y	16:26	1.43e+06	-	n	n
19	Tot	Fn1 Lock	0.00	-			-	-	-	n	n
20	Tot	Fn2 Lock	0.00	-			-	-	-	n	n
21	Tot	Fn3 Lock	0.00	-			-	-	-	n	n
22	Tot	Fn4 Lock	0.00	-			-	-	-	n	n
23	Tot	Fn4 Lock	0.00	-			-	-	-	n	n
24	Tot	Fn5 Lock	0.00	-			-	-	-	n	n
25	Tot	Fn6 Lock	0.00	-			-	-	-	n	n

PV AS 8-AUG-2015

SV hy mw
10-Aug-2015

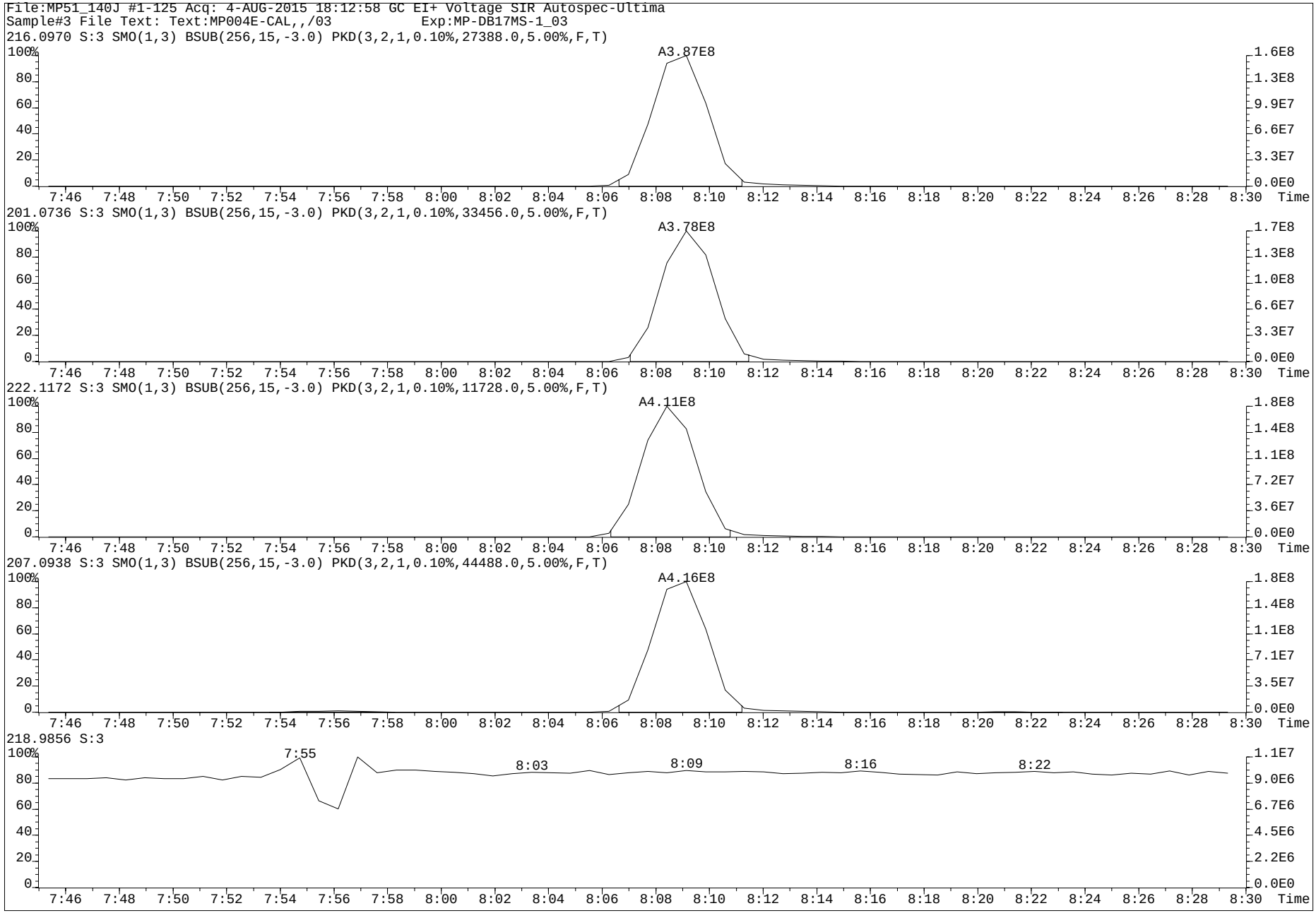
File:MP51_140J #1-125 Acq: 4-AUG-2015 18:12:58 GC EI+ Voltage SIR Autospec-Ultima
Sample#3 File Text: Text:MP004E-CAL,,/03 Exp:MP-DB17MS-1_03
216.0970 S:3 SMO(1,3) BSUB(256,15,-3.0) PKD(3,2,1,0.10%,27388.0,5.00%,F,T)
A3.87E8
201.0736 S:3 SMO(1,3) BSUB(256,15,-3.0) PKD(3,2,1,0.10%,33456.0,5.00%,F,T)
A3.78E8
222.1172 S:3 SMO(1,3) BSUB(256,15,-3.0) PKD(3,2,1,0.10%,11728.0,5.00%,F,T)
A4.11E8
207.0938 S:3 SMO(1,3) BSUB(256,15,-3.0) PKD(3,2,1,0.10%,44488.0,5.00%,F,T)
A4.16E8
218.9856 S:3
7:55
8:03
8:09
8:16
8:22
Time

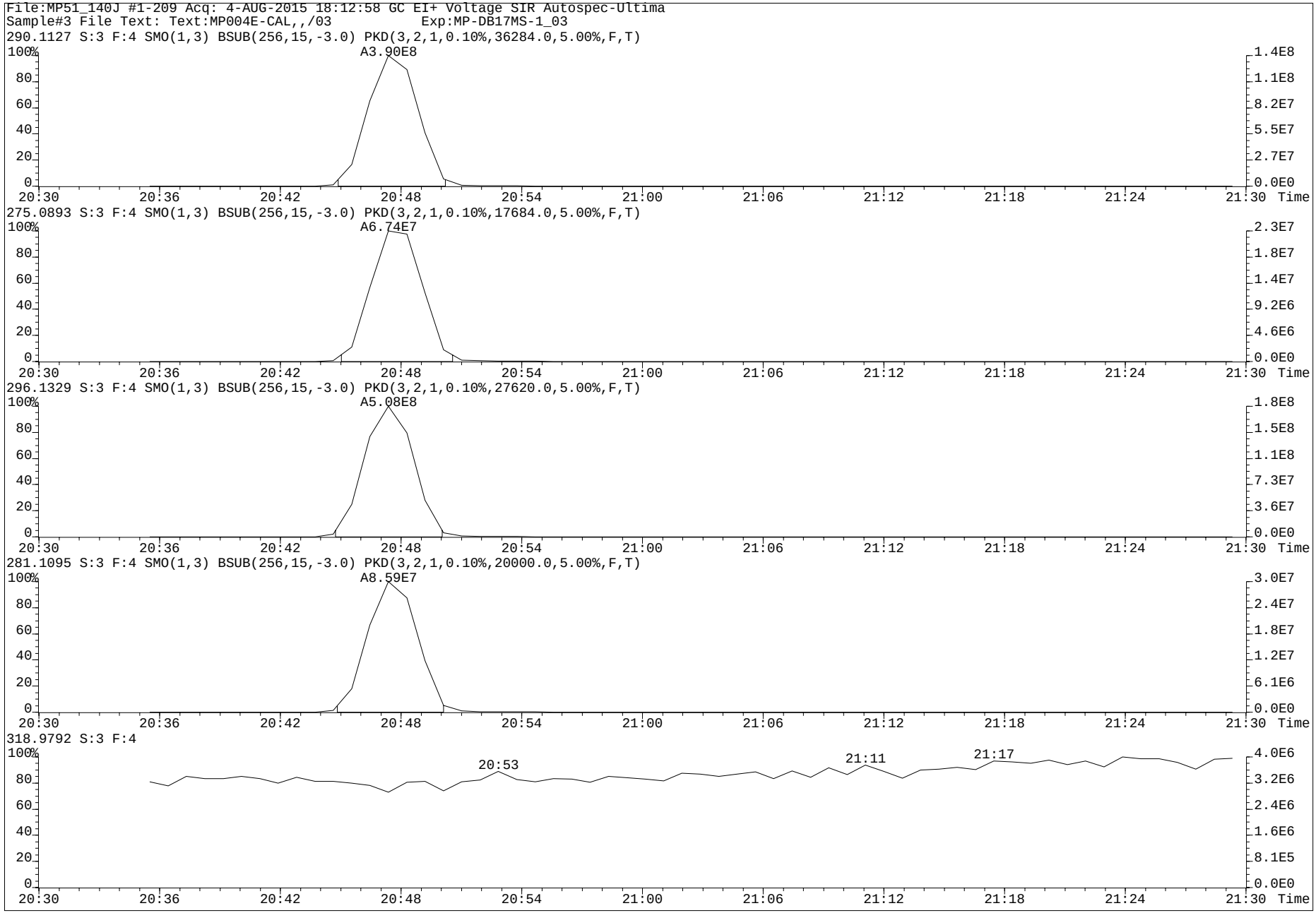
File:MP51_140J #1-209 Acq: 4-AUG-2015 18:12:58 GC EI+ Voltage SIR Autospec-Ultima
Sample#3 File Text: Text:MP004E-CAL,,/03 Exp:MP-DB17MS-1_03
290.1127 S:3 F:4 SMO(1,3) BSUB(256,15,-3.0) PKD(3,2,1,0.10%,36284.0,5.00%,F,T)
A3.90E8
275.0893 S:3 F:4 SMO(1,3) BSUB(256,15,-3.0) PKD(3,2,1,0.10%,17684.0,5.00%,F,T)
A6.74E7
296.1329 S:3 F:4 SMO(1,3) BSUB(256,15,-3.0) PKD(3,2,1,0.10%,27620.0,5.00%,F,T)
A5.08E8
281.1095 S:3 F:4 SMO(1,3) BSUB(256,15,-3.0) PKD(3,2,1,0.10%,20000.0,5.00%,F,T)
A8.59E7
318.9792 S:3 F:4
20:53
21:11
21:17
20:30 20:36 20:42 20:48 20:54 21:00 21:06 21:12 21:18 21:24 21:30 Time

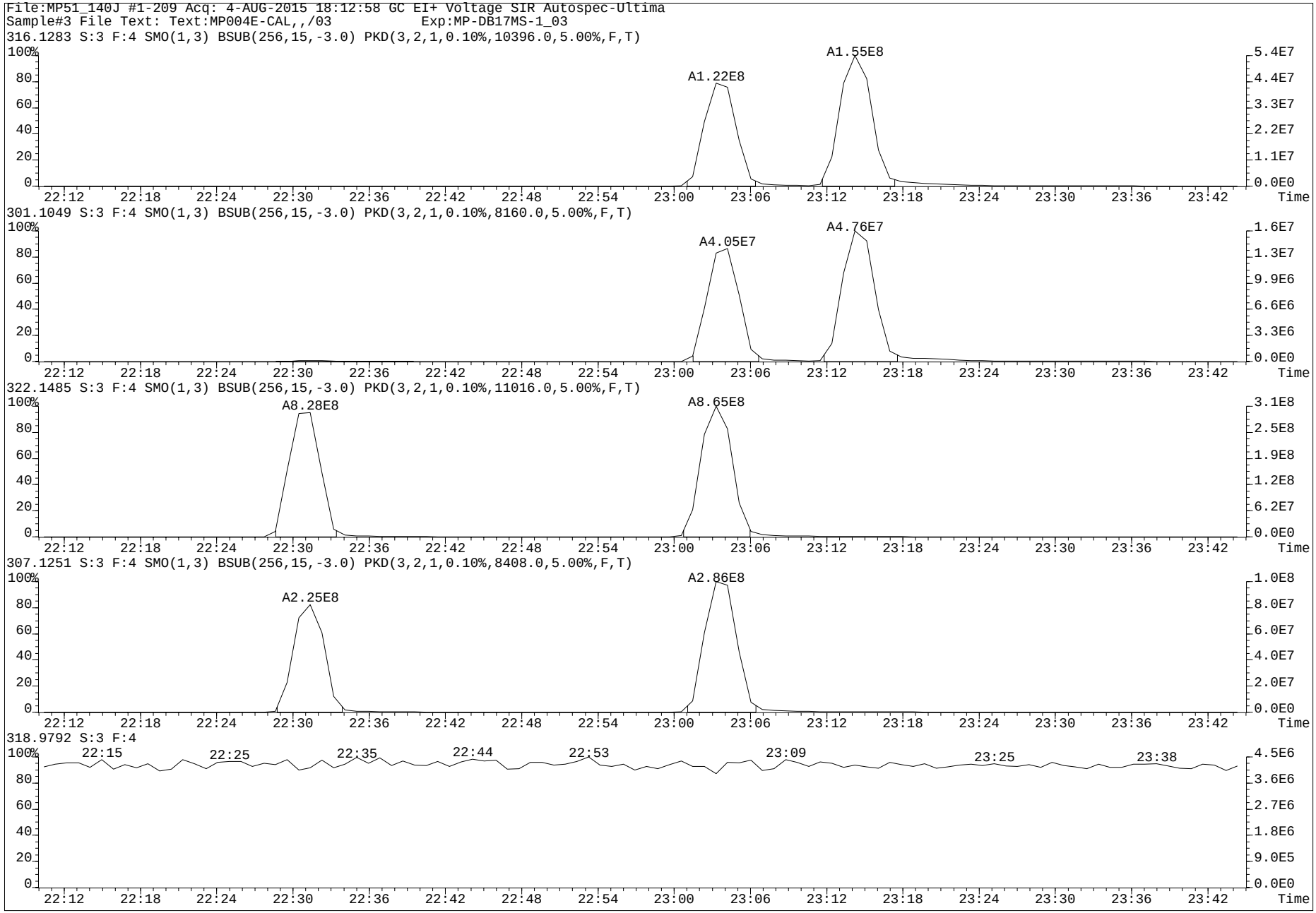
File:MP51_140J #1-209 Acq: 4-AUG-2015 18:12:58 GC EI+ Voltage SIR Autospec-Ultima
Sample#3 File Text: Text:MP004E-CAL,,/03 Exp:MP-DB17MS-1_03
316.1283 S:3 F:4 SMO(1,3) BSUB(256,15,-3.0) PKD(3,2,1,0.10%,10396.0,5.00%,F,T)
A1.22E8
A1.55E8
301.1049 S:3 F:4 SMO(1,3) BSUB(256,15,-3.0) PKD(3,2,1,0.10%,8160.0,5.00%,F,T)
A4.05E7
A4.76E7
322.1485 S:3 F:4 SMO(1,3) BSUB(256,15,-3.0) PKD(3,2,1,0.10%,11016.0,5.00%,F,T)
A8.28E8
A8.65E8
307.1251 S:3 F:4 SMO(1,3) BSUB(256,15,-3.0) PKD(3,2,1,0.10%,8408.0,5.00%,F,T)
A2.25E8
A2.86E8
318.9792 S:3 F:4
22:15
22:25
22:35
22:44
22:53
23:09
23:25
23:38
Time

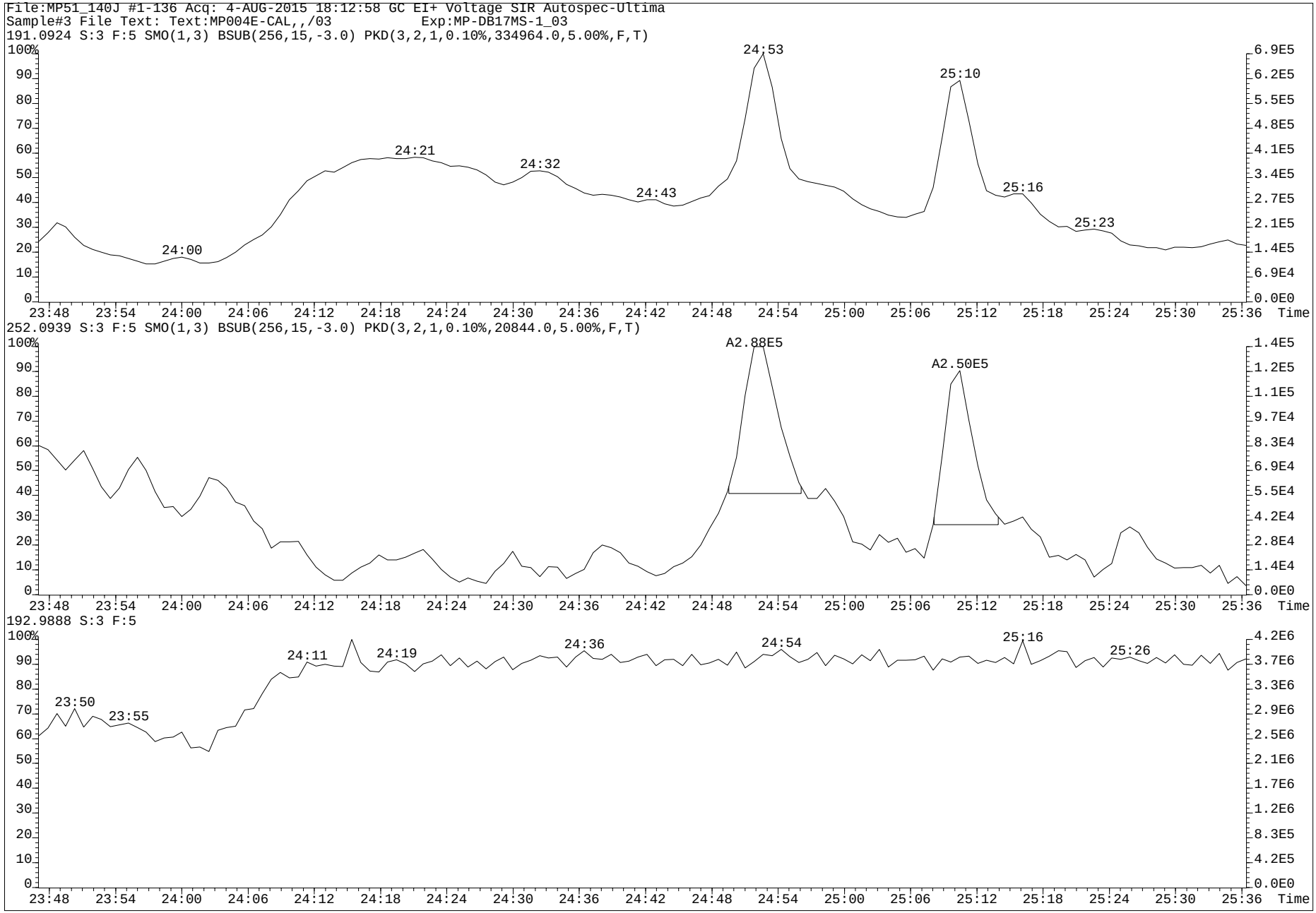
File:MP51_140J #1-136 Acq: 4-AUG-2015 18:12:58 GC EI+ Voltage SIR Autospec-Ultima
Sample#3 File Text: Text:MP004E-CAL,,/03 Exp:MP-DB17MS-1_03
191.0924 S:3 F:5 SMO(1,3) BSUB(256,15,-3.0) PKD(3,2,1,0.10%,334964.0,5.00%,F,T)
24:00
24:21
24:32
24:43
24:53
25:10
25:16
25:23
252.0939 S:3 F:5 SMO(1,3) BSUB(256,15,-3.0) PKD(3,2,1,0.10%,20844.0,5.00%,F,T)
A2.88E5
A2.50E5
192.9888 S:3 F:5
23:50
23:55
24:11
24:19
24:36
24:54
25:16
25:26
Time

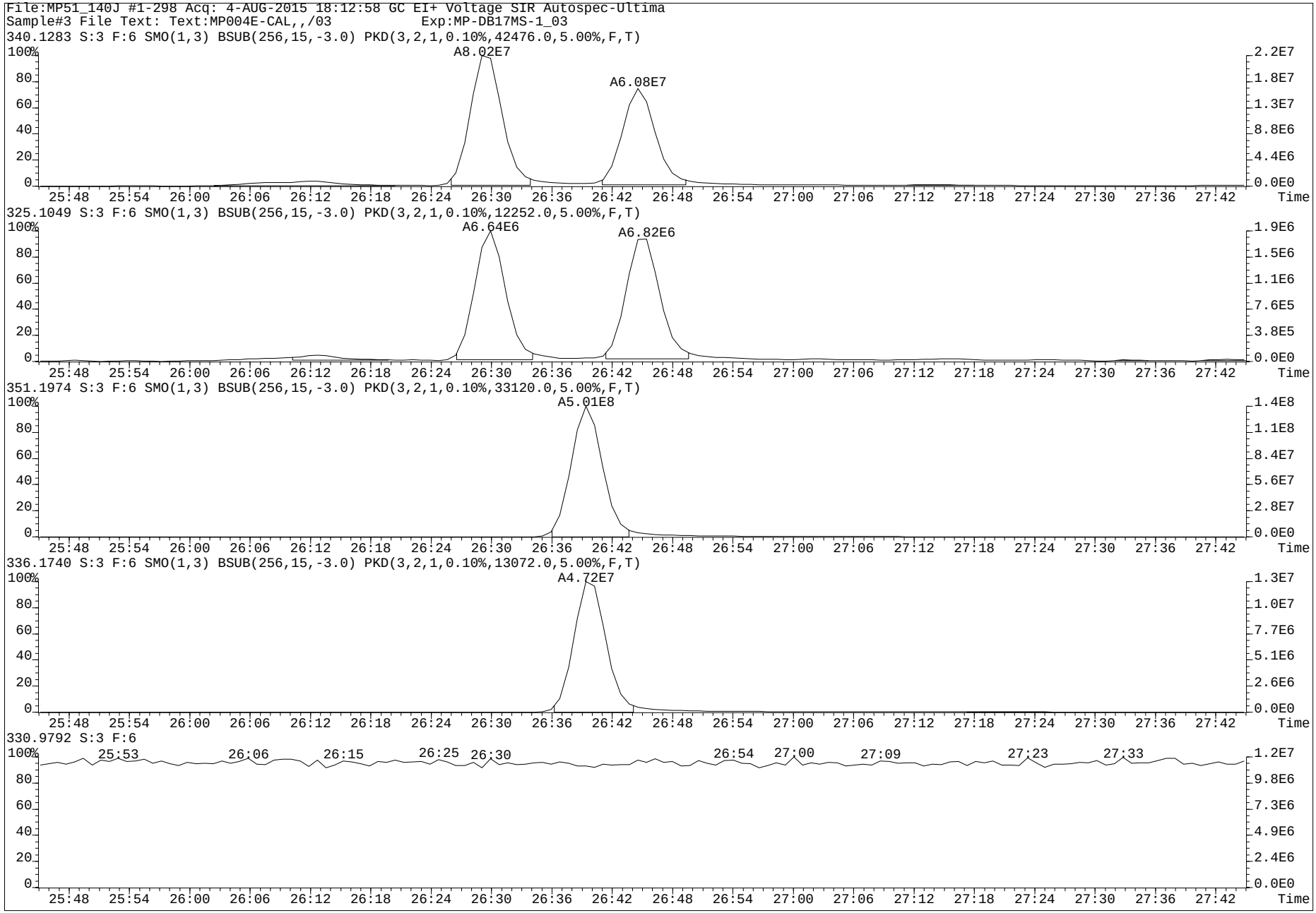
File:MP51_140J #1-298 Acq: 4-AUG-2015 18:12:58 GC EI+ Voltage SIR Autospec-Ultima
Sample#3 File Text: Text:MP004E-CAL,,/03 Exp:MP-DB17MS-1_03
340.1283 S:3 F:6 SMO(1,3) BSUB(256,15,-3.0) PKD(3,2,1,0.10%,42476.0,5.00%,F,T)
A8.02E7
A6.08E7
325.1049 S:3 F:6 SMO(1,3) BSUB(256,15,-3.0) PKD(3,2,1,0.10%,12252.0,5.00%,F,T)
A6.64E6
A6.82E6
351.1974 S:3 F:6 SMO(1,3) BSUB(256,15,-3.0) PKD(3,2,1,0.10%,33120.0,5.00%,F,T)
A5.01E8
336.1740 S:3 F:6 SMO(1,3) BSUB(256,15,-3.0) PKD(3,2,1,0.10%,13072.0,5.00%,F,T)
A4.72E7
330.9792 S:3 F:6
Time

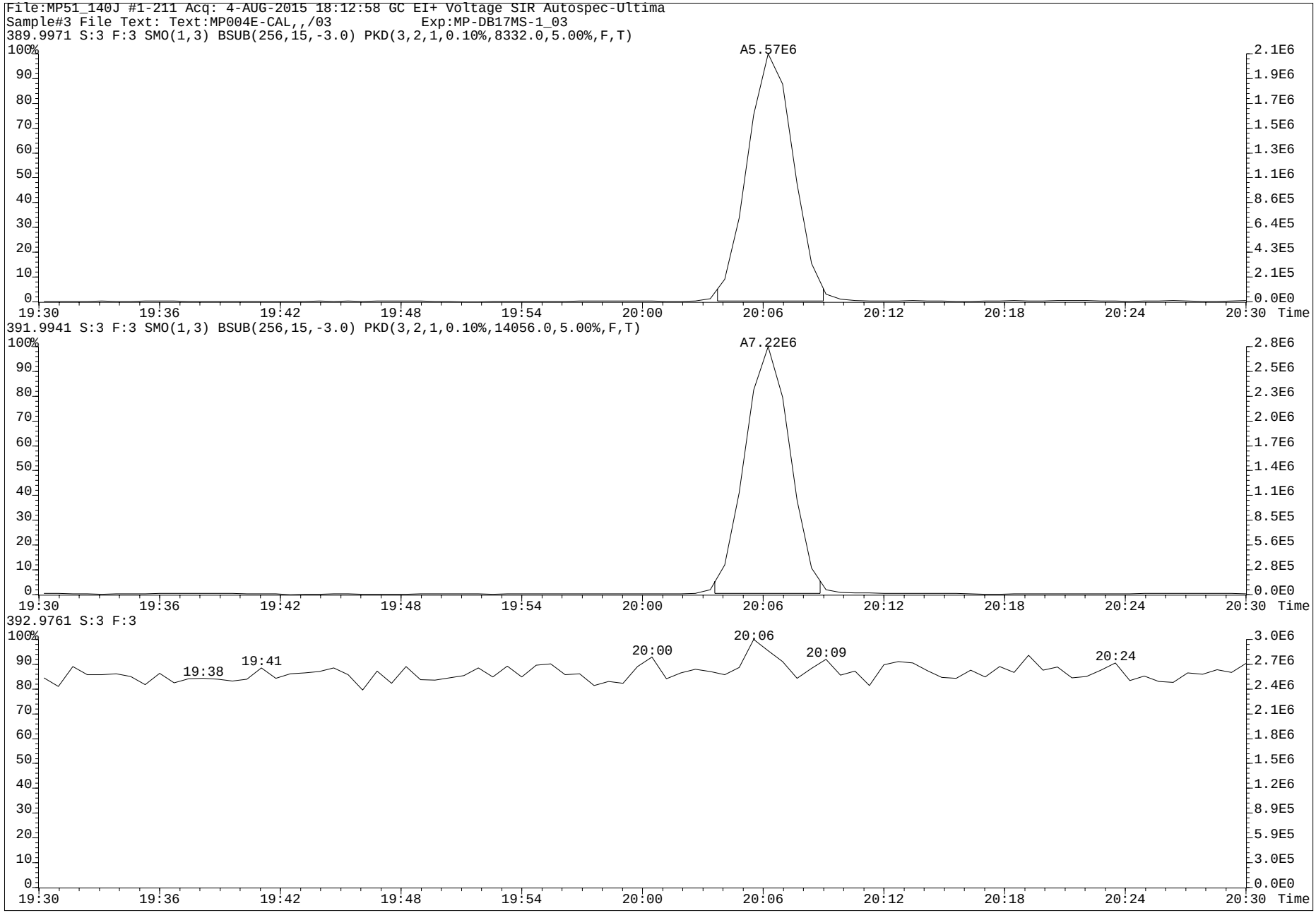
File:MP51_140J #1-211 Acq: 4-AUG-2015 18:12:58 GC EI+ Voltage SIR Autospec-Ultima
Sample#3 File Text: Text:MP004E-CAL,,/03 Exp:MP-DB17MS-1_03
389.9971 S:3 F:3 SMO(1,3) BSUB(256,15,-3.0) PKD(3,2,1,0.10%,8332.0,5.00%,F,T)
A5.57E6
391.9941 S:3 F:3 SMO(1,3) BSUB(256,15,-3.0) PKD(3,2,1,0.10%,14056.0,5.00%,F,T)
A7.22E6
392.9761 S:3 F:3
19:38
19:41
20:00
20:06
20:09
20:24
Time

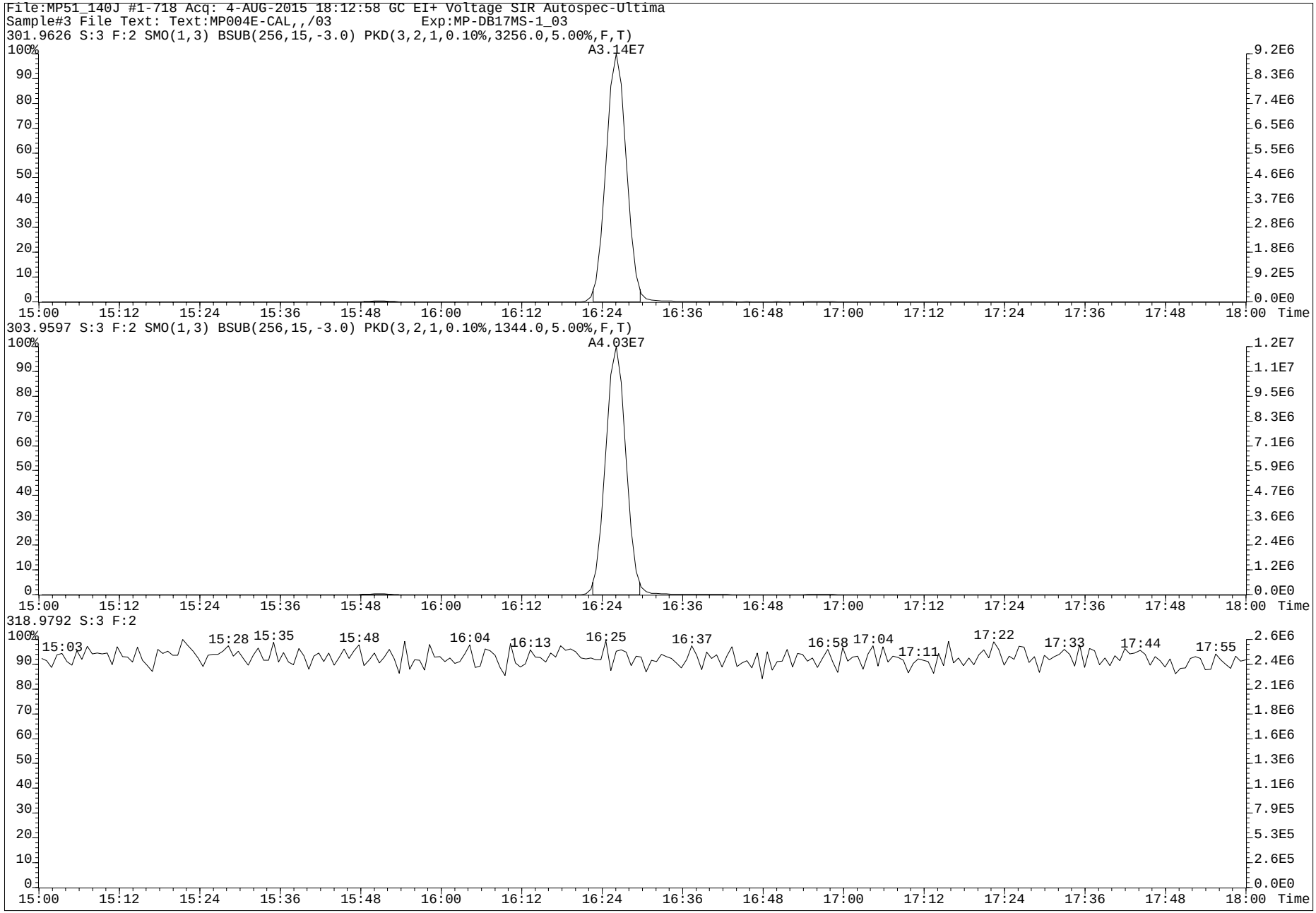
File:MP51_140J #1-718 Acq: 4-AUG-2015 18:12:58 GC EI+ Voltage SIR Autospec-Ultima
Sample#3 File Text: Text:MP004E-CAL,,/03 Exp:MP-DB17MS-1_03
301.9626 S:3 F:2 SMO(1,3) BSUB(256,15,-3.0) PKD(3,2,1,0.10%,3256.0,5.00%,F,T)
A3.14E7
303.9597 S:3 F:2 SMO(1,3) BSUB(256,15,-3.0) PKD(3,2,1,0.10%,1344.0,5.00%,F,T)
A4.03E7
318.9792 S:3 F:2
15:03
15:28
15:35
15:48
16:04
16:13
16:25
16:37
16:58
17:04
17:11
17:22
17:33
17:44
17:55
Time

www.axysanalytical.com

Run #6 Filename MP51_140K S: 6 I: 1 Acquired: 5-AUG-15 00:20:51 Processed: 5-AUG-15 18:13:47
Run: mp51_140j-a Analyte: MP-DB17-C06 Cal: MP51_140J-8A Results: mp51_140j-a Version: V3.6 6-JAN-2000 17:51:42
Sample text: MP004F-CAL,,/03 Comments: 1,,2.0uL CS-6 F1: 50.00 F2: 1.00

	Typ	Name	Amount	Resp	RA		RT	RF	RRF		Modified?
1	Unk	1-OH-Naphthalene	206.00	3.91e+08	1.33	n	8:09	-	1.1488	y	n
2	Unk	1-OH-Pyrene	206.00	4.54e+08	4.98	n	20:47	-	0.9872	y	n
3	Unk	3-OH-Chrysene	256.00	6.47e+08	2.97	n	23:03	-	0.7114	y	n
4	Unk	3-OH-Benz[a]anthracene	253.00	8.55e+08	3.17	n	23:14	-	0.9860	y	n
5	Unk	7,8-OH-Benzo[a]pyrene-C	253.50	*	*	n	NotF»	-	*	n	n
6	Unk	7,8-OH-Benzo[a]pyrene-T	254.00	*	*	n	NotF»	-	*	n	n
7	Unk	7,8-OH-Benzo[a]pyrene-3	507.00	*	*	n	NotF»	-	*	n	n
8	Unk	9-OH-Benzo[a]pyrene	256.50	4.53e+08	11.21	n	26:29	-	0.4963	y	n
9	Unk	3-OH-Benzo[a]pyrene	261.50	3.52e+08	8.44	n	26:44	-	0.6189	y	n
10	Unk	7,8-OH-Benzo[a]pyrene-4	507.00	*	*	n	NotF»	-	*	n	n
11	IS	13C6-1-OH-Naphthalene	250.00	4.13e+08	1.19	n	8:08	-	1.3054	y	n
12	IS	13C6-1-OH-Pyrene	250.00	5.58e+08	4.93	n	20:47	-	1.7628	y	n
13	IS	13C6-1-OH-BAA	252.00	8.64e+08	3.54	n	22:30	-	2.7086	y	n
14	IS	13C6-3-OH-Chrysene	252.50	8.98e+08	2.98	n	23:03	-	2.8095	y	n
15	IS	D11-3-OH-Benzo[a]pyrene	248.80	5.42e+08	10.16	n	26:39	-	1.7205	y	n
16	IS	13C-CL4-OH-PCB-79	50.00	1.22e+07	0.79	y	20:06	-	0.1921	y	n
17	IS	13C-CL4-PCB-79	0.00	*	*	n	NotF»	-	Div0	n	n
18	RS	13C-CL4-PCB-81	50.00	6.33e+07	0.78	y	16:26	1.27e+06	-	n	n
19	Tot	Fn1 Lock	0.00	-			-	-	-	n	n
20	Tot	Fn2 Lock	0.00	-			-	-	-	n	n
21	Tot	Fn3 Lock	0.00	-			-	-	-	n	n
22	Tot	Fn4 Lock	0.00	-			-	-	-	n	n
23	Tot	Fn4 Lock	0.00	-			-	-	-	n	n
24	Tot	Fn5 Lock	0.00	-			-	-	-	n	n
25	Tot	Fn6 Lock	0.00	-			-	-	-	n	n

PV AS 8-AUG-2015

SV hrg mw
10-Aug-2015

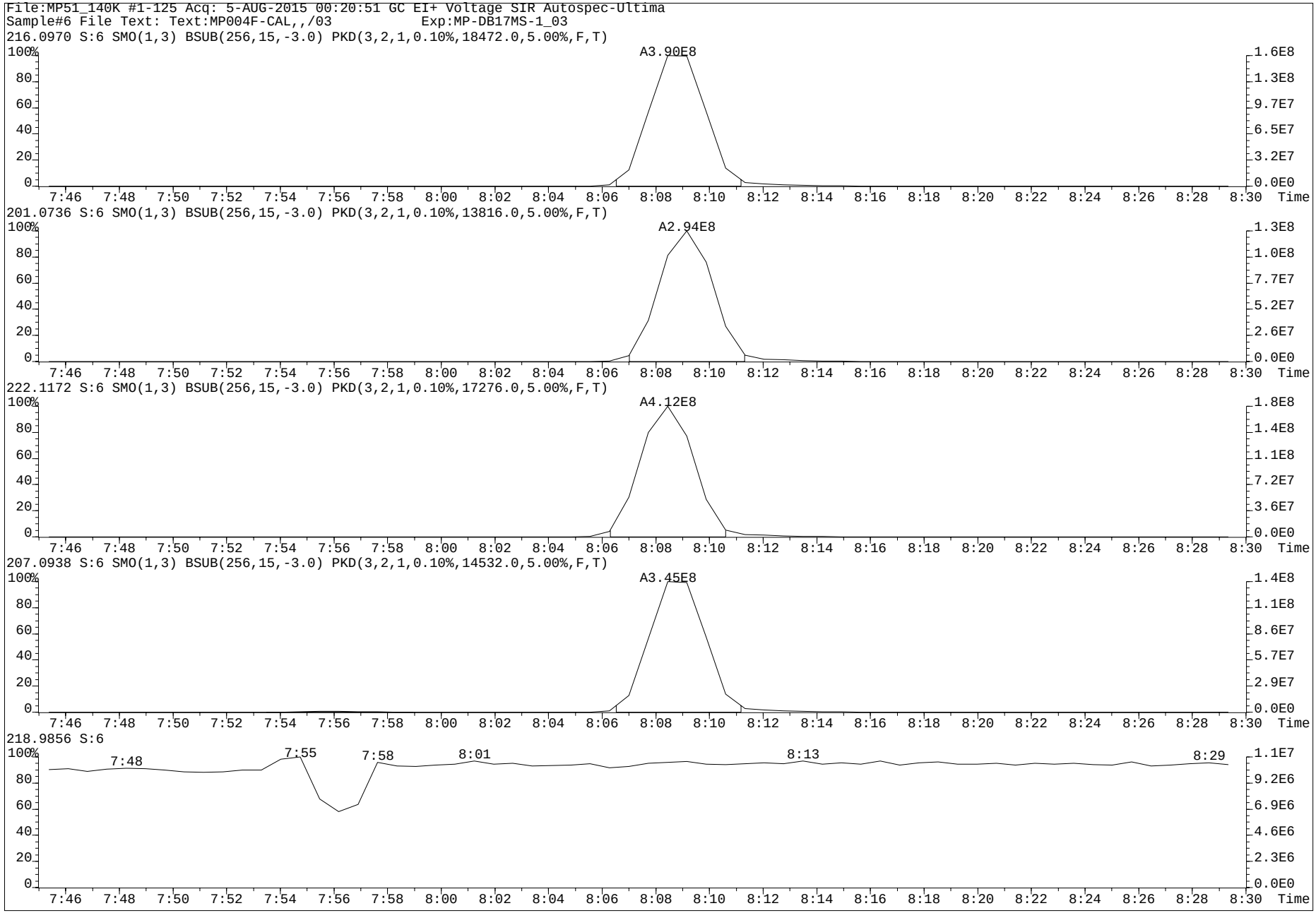
File:MP51_140K #1-125 Acq: 5-AUG-2015 00:20:51 GC EI+ Voltage SIR Autospec-Ultima
Sample#6 File Text: Text:MP004F-CAL,,/03 Exp:MP-DB17MS-1_03
216.0970 S:6 SMO(1,3) BSUB(256,15,-3.0) PKD(3,2,1,0.10%,18472.0,5.00%,F,T)
A3.90E8
201.0736 S:6 SMO(1,3) BSUB(256,15,-3.0) PKD(3,2,1,0.10%,13816.0,5.00%,F,T)
A2.94E8
222.1172 S:6 SMO(1,3) BSUB(256,15,-3.0) PKD(3,2,1,0.10%,17276.0,5.00%,F,T)
A4.12E8
207.0938 S:6 SMO(1,3) BSUB(256,15,-3.0) PKD(3,2,1,0.10%,14532.0,5.00%,F,T)
A3.45E8
218.9856 S:6
7:48
7:55
7:58
8:01
8:13
8:29
Time

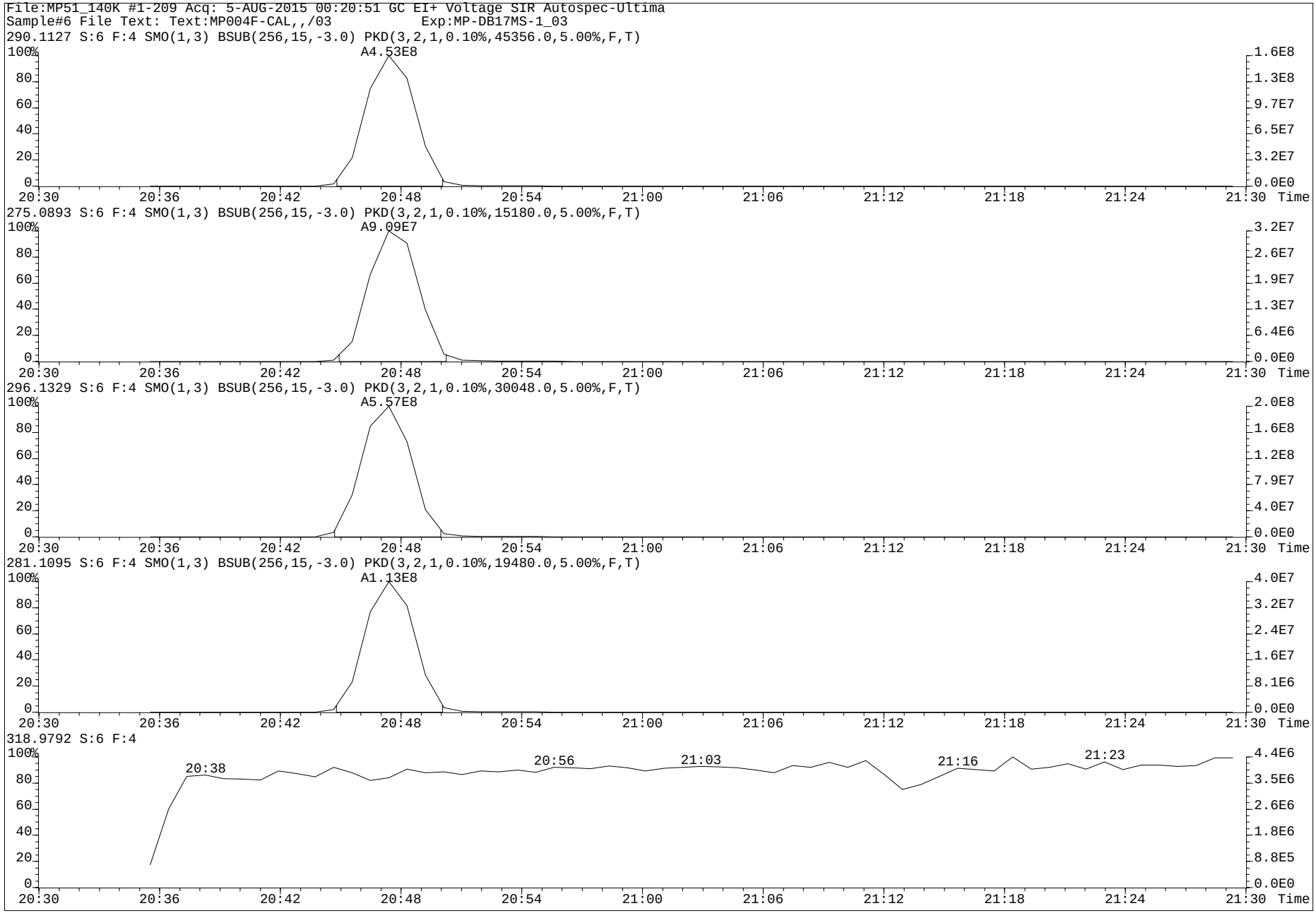
File:MP51_140K #1-209 Acq: 5-AUG-2015 00:20:51 GC EI+ Voltage SIR Autospec-Ultima
Sample#6 File Text: Text:MP004F-CAL,,/03 Exp:MP-DB17MS-1_03
290.1127 S:6 F:4 SMO(1,3) BSUB(256,15,-3.0) PKD(3,2,1,0.10%,45356.0,5.00%,F,T)
A4.53E8
275.0893 S:6 F:4 SMO(1,3) BSUB(256,15,-3.0) PKD(3,2,1,0.10%,15180.0,5.00%,F,T)
A9.09E7
296.1329 S:6 F:4 SMO(1,3) BSUB(256,15,-3.0) PKD(3,2,1,0.10%,30048.0,5.00%,F,T)
A5.57E8
281.1095 S:6 F:4 SMO(1,3) BSUB(256,15,-3.0) PKD(3,2,1,0.10%,19480.0,5.00%,F,T)
A1.13E8
318.9792 S:6 F:4
20:38
20:56
21:03
21:16
21:23
Time

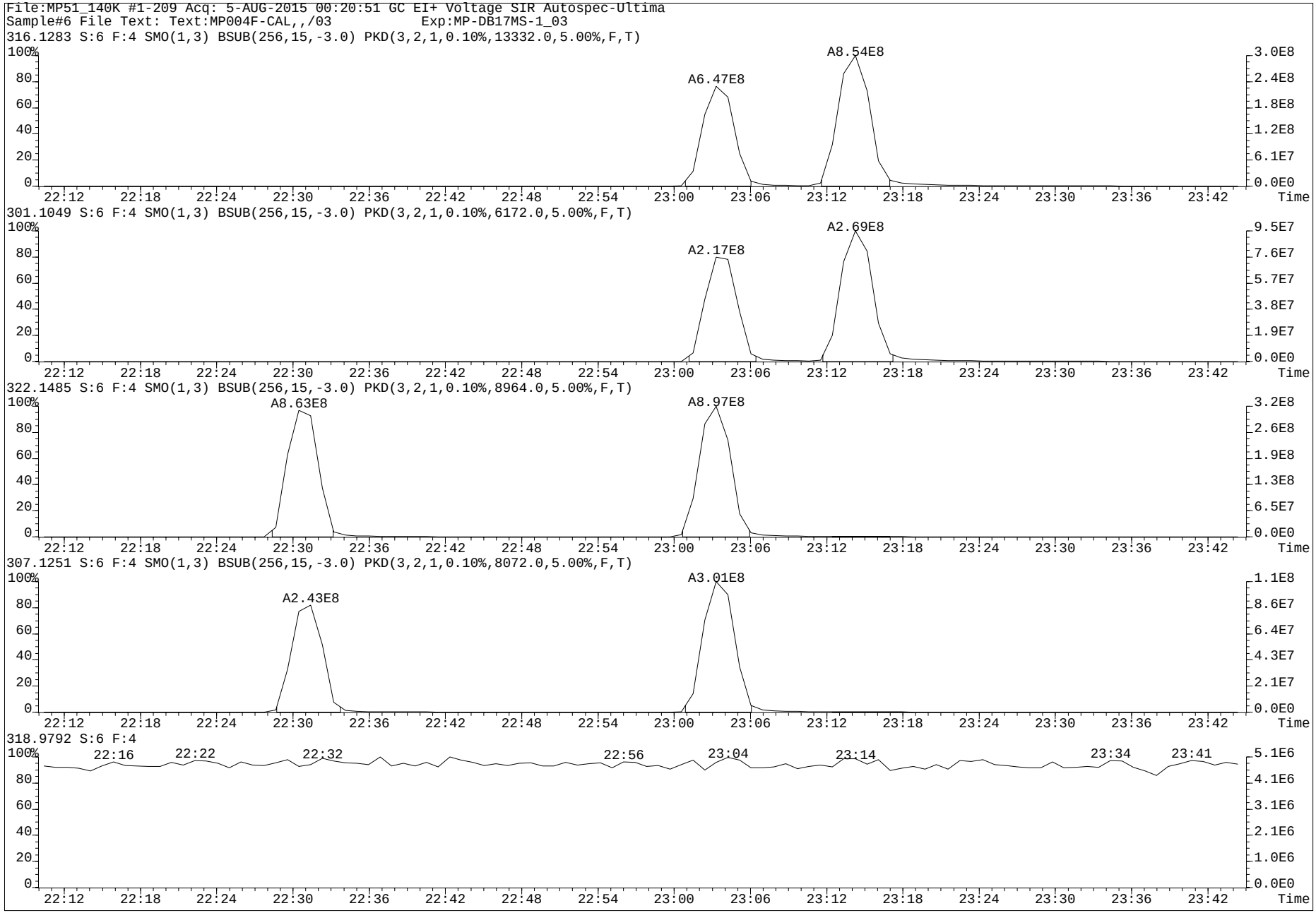
File:MP51_140K #1-209 Acq: 5-AUG-2015 00:20:51 GC EI+ Voltage SIR Autospec-Ultima
Sample#6 File Text: Text:MP004F-CAL,,/03 Exp:MP-DB17MS-1_03
316.1283 S:6 F:4 SMO(1,3) BSUB(256,15,-3.0) PKD(3,2,1,0.10%,13332.0,5.00%,F,T)
A6.47E8
A8.54E8
301.1049 S:6 F:4 SMO(1,3) BSUB(256,15,-3.0) PKD(3,2,1,0.10%,6172.0,5.00%,F,T)
A2.17E8
A2.69E8
322.1485 S:6 F:4 SMO(1,3) BSUB(256,15,-3.0) PKD(3,2,1,0.10%,8964.0,5.00%,F,T)
A8.63E8
A8.97E8
307.1251 S:6 F:4 SMO(1,3) BSUB(256,15,-3.0) PKD(3,2,1,0.10%,8072.0,5.00%,F,T)
A2.43E8
A3.01E8
318.9792 S:6 F:4
22:16
22:22
22:32
22:56
23:04
23:14
23:34
23:41
Time

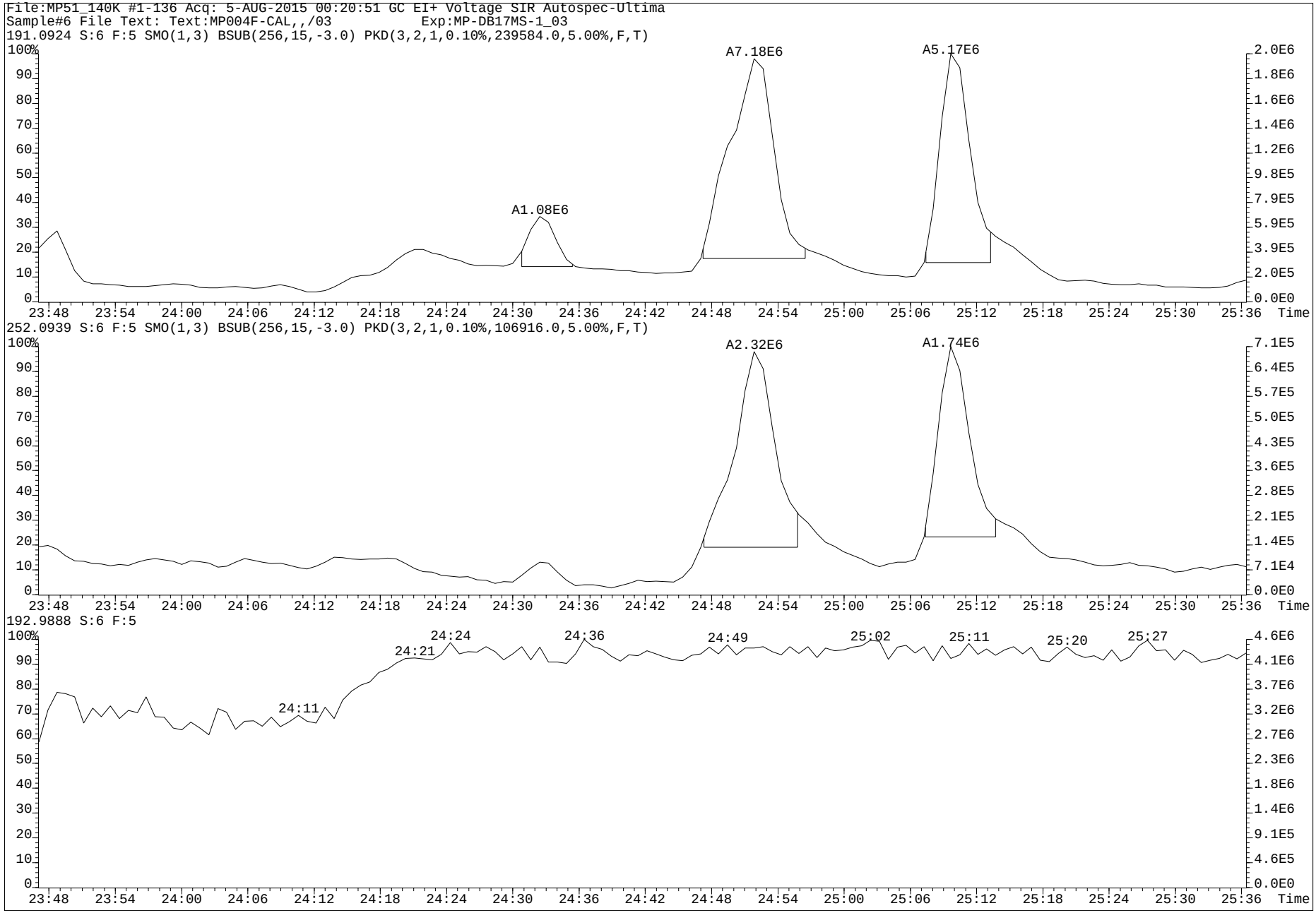
File:MP51_140K #1-136 Acq: 5-AUG-2015 00:20:51 GC EI+ Voltage SIR Autospec-Ultima
Sample#6 File Text: Text:MP004F-CAL,,/03 Exp:MP-DB17MS-1_03
191.0924 S:6 F:5 SMO(1,3) BSUB(256,15,-3.0) PKD(3,2,1,0.10%,239584.0,5.00%,F,T)
A1.08E6
A7.18E6
A5.17E6
252.0939 S:6 F:5 SMO(1,3) BSUB(256,15,-3.0) PKD(3,2,1,0.10%,106916.0,5.00%,F,T)
A2.32E6
A1.74E6
192.9888 S:6 F:5
24:11
24:21
24:24
24:36
24:49
25:02
25:11
25:20
25:27
Time

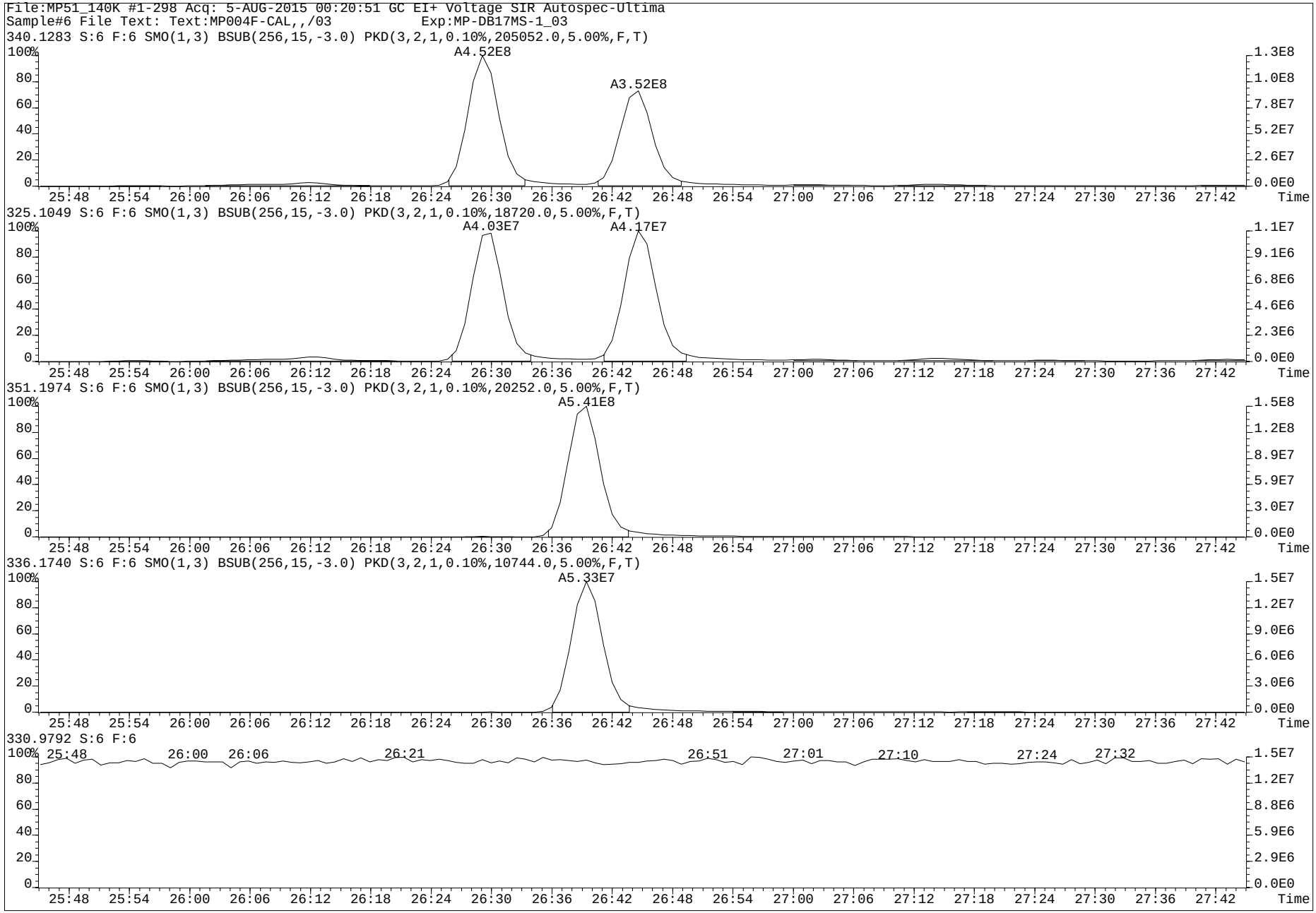
File:MP51_140K #1-298 Acq: 5-AUG-2015 00:20:51 GC EI+ Voltage SIR Autospec-Ultima
Sample#6 File Text: Text:MP004F-CAL,,/03 Exp:MP-DB17MS-1_03
340.1283 S:6 F:6 SMO(1,3) BSUB(256,15,-3.0) PKD(3,2,1,0.10%,205052.0,5.00%,F,T)
A4.52E8
A3.52E8
325.1049 S:6 F:6 SMO(1,3) BSUB(256,15,-3.0) PKD(3,2,1,0.10%,18720.0,5.00%,F,T)
A4.03E7
A4.17E7
351.1974 S:6 F:6 SMO(1,3) BSUB(256,15,-3.0) PKD(3,2,1,0.10%,20252.0,5.00%,F,T)
A5.41E8
336.1740 S:6 F:6 SMO(1,3) BSUB(256,15,-3.0) PKD(3,2,1,0.10%,10744.0,5.00%,F,T)
A5.33E7
330.9792 S:6 F:6
Time

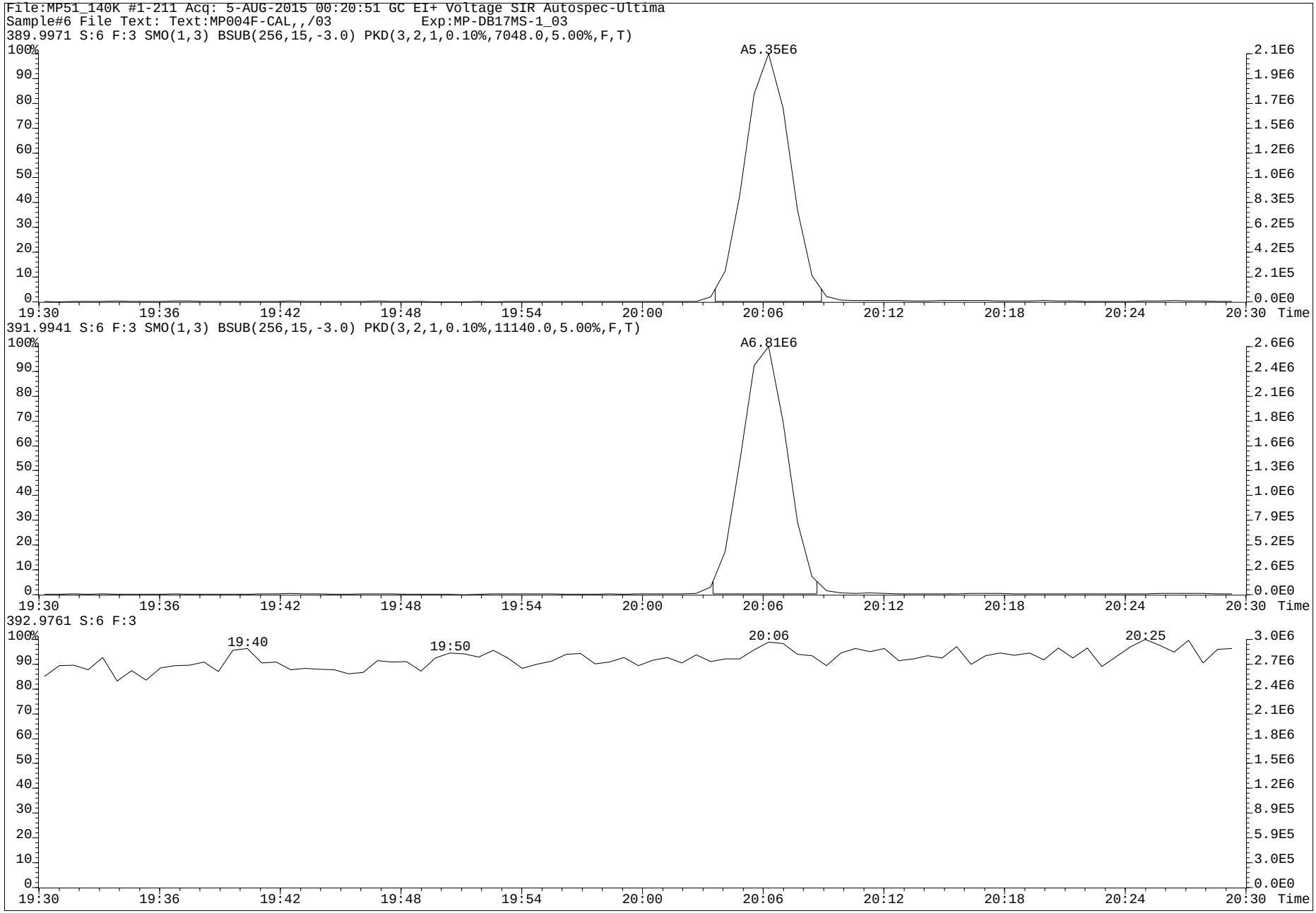
File:MP51_140K #1-211 Acq: 5-AUG-2015 00:20:51 GC EI+ Voltage SIR Autospec-Ultima
Sample#6 File Text: Text:MP004F-CAL,,/03 Exp:MP-DB17MS-1_03
389.9971 S:6 F:3 SMO(1,3) BSUB(256,15,-3.0) PKD(3,2,1,0.10%,7048.0,5.00%,F,T)
A5.35E6
391.9941 S:6 F:3 SMO(1,3) BSUB(256,15,-3.0) PKD(3,2,1,0.10%,11140.0,5.00%,F,T)
A6.81E6
392.9761 S:6 F:3
19:40
19:50
20:06
20:25
Time

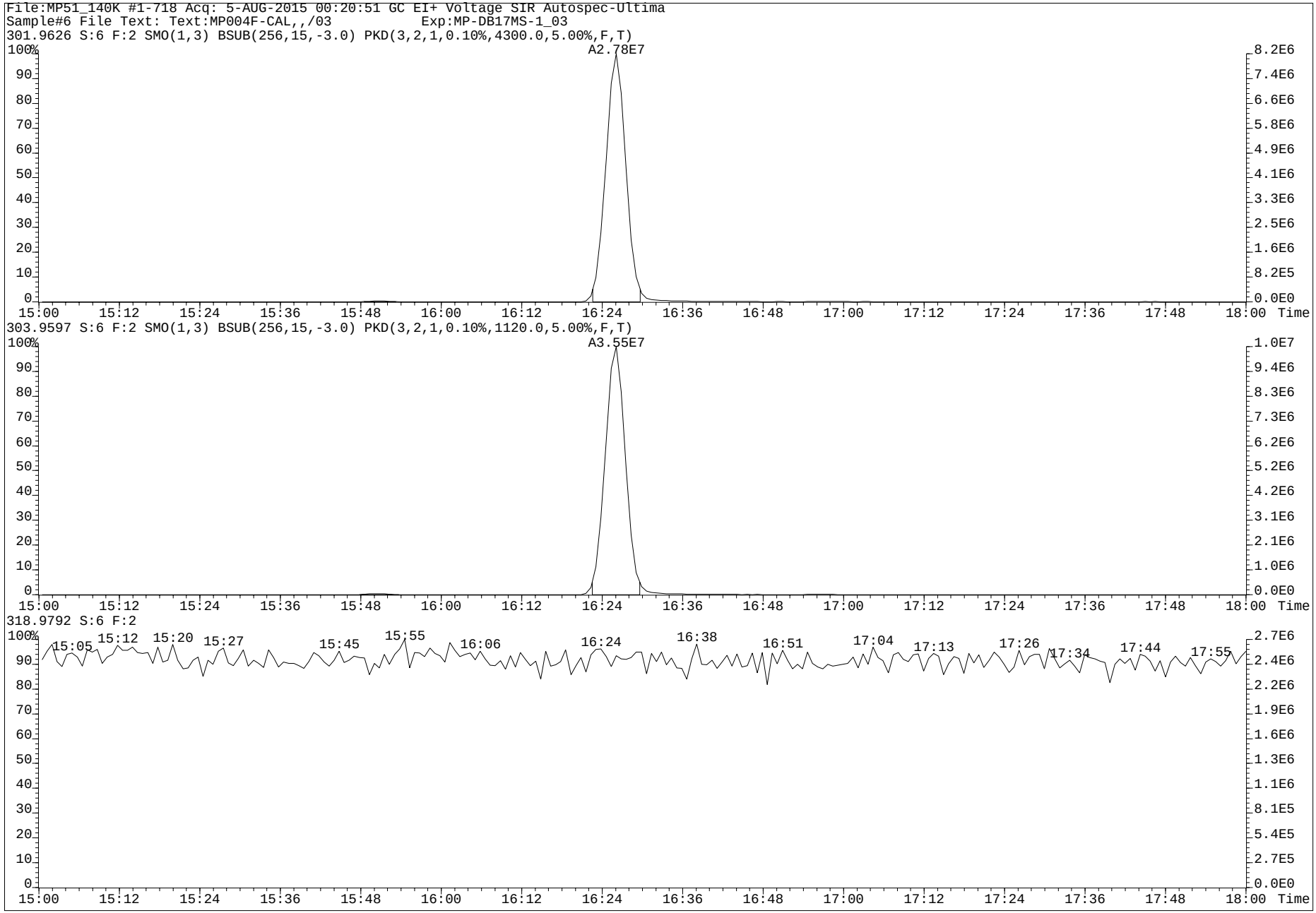
File:MP51_140K #1-718 Acq: 5-AUG-2015 00:20:51 GC EI+ Voltage SIR Autospec-Ultima
Sample#6 File Text: Text:MP004F-CAL,,/03 Exp:MP-DB17MS-1_03
301.9626 S:6 F:2 SMO(1,3) BSUB(256,15,-3.0) PKD(3,2,1,0.10%,4300.0,5.00%,F,T)
A2.78E7
303.9597 S:6 F:2 SMO(1,3) BSUB(256,15,-3.0) PKD(3,2,1,0.10%,1120.0,5.00%,F,T)
A3.55E7
318.9792 S:6 F:2
15:05
15:12
15:20
15:27
15:45
15:55
16:06
16:24
16:38
16:51
17:04
17:13
17:26
17:34
17:44
17:55
Time

www.axysanalytical.com

Run #7 Filename MP51_140K S: 5 I: 1 Acquired: 4-AUG-15 23:46:46 Processed: 5-AUG-15 18:13:47
Run: mp51_140j-a Analyte: MP-DB17-C06 Cal: MP51_140J-8A Results: mp51_140j-a Version: V3.6 6-JAN-2000 17:51:42
Sample text: MP004G-CAL,,/03 Comments: 1,,2.0uL CS-7 F1: 100.00 F2: 1.00

	Typ	Name	Amount	Resp	RA		RT	RF	RRF		Modified?
1	Unk	1-OH-Naphthalene	206.00	3.73e+08	1.28	n	8:08	-	1.1203	y	n
2	Unk	1-OH-Pyrene	206.00	4.52e+08	5.13	n	20:47	-	0.9727	y	n
3	Unk	3-OH-Chrysene	512.00	1.23e+09	3.01	n	23:03	-	0.6884	y	n
4	Unk	3-OH-Benz[a]anthracene	506.00	2.01e+09	3.19	n	23:13	-	1.1595	y	n
5	Unk	7,8-OH-Benzo[a]pyrene-C	507.00	*	*	n	NotF»	-	*	n	n
6	Unk	7,8-OH-Benzo[a]pyrene-T	508.00	*	*	n	NotF»	-	*	n	n
7	Unk	7,8-OH-Benzo[a]pyrene-3	1014.00	*	*	n	NotF»	-	*	n	n
8	Unk	9-OH-Benzo[a]pyrene	513.00	1.19e+09	11.42	n	26:28	-	0.6664	y	n
9	Unk	3-OH-Benzo[a]pyrene	523.00	*	*	n	NotF»	-	*	n	n
10	Unk	7,8-OH-Benzo[a]pyrene-4	1014.00	*	*	n	NotF»	-	*	n	n
11	IS	13C6-1-OH-Naphthalene	250.00	4.04e+08	1.19	n	8:07	-	1.3027	y	n
12	IS	13C6-1-OH-Pyrene	250.00	5.64e+08	5.07	n	20:46	-	1.8175	y	n
13	IS	13C6-1-OH-BAA	252.00	8.62e+08	3.57	n	22:30	-	2.7544	y	n
14	IS	13C6-3-OH-Chrysene	252.50	8.79e+08	3.00	n	23:02	-	2.8027	y	n
15	IS	D11-3-OH-Benzo[a]pyrene	248.80	5.59e+08	10.36	n	26:39	-	1.8102	y	n
16	IS	13C-CL4-OH-PCB-79	50.00	1.20e+07	0.79	y	20:05	-	0.1940	y	n
17	IS	13C-CL4-PCB-79	0.00	*	*	n	NotF»	-	Div0	n	n
18	RS	13C-CL4-PCB-81	50.00	6.21e+07	0.78	y	16:25	1.24e+06	-	n	n
19	Tot	Fn1 Lock	0.00	-			-	-	-	n	n
20	Tot	Fn2 Lock	0.00	-			-	-	-	n	n
21	Tot	Fn3 Lock	0.00	-			-	-	-	n	n
22	Tot	Fn4 Lock	0.00	-			-	-	-	n	n
23	Tot	Fn4 Lock	0.00	-			-	-	-	n	n
24	Tot	Fn5 Lock	0.00	-			-	-	-	n	n
25	Tot	Fn6 Lock	0.00	-			-	-	-	n	n

PV AS 8-AUG-2015

SV by MW
10 - Aug - 2015

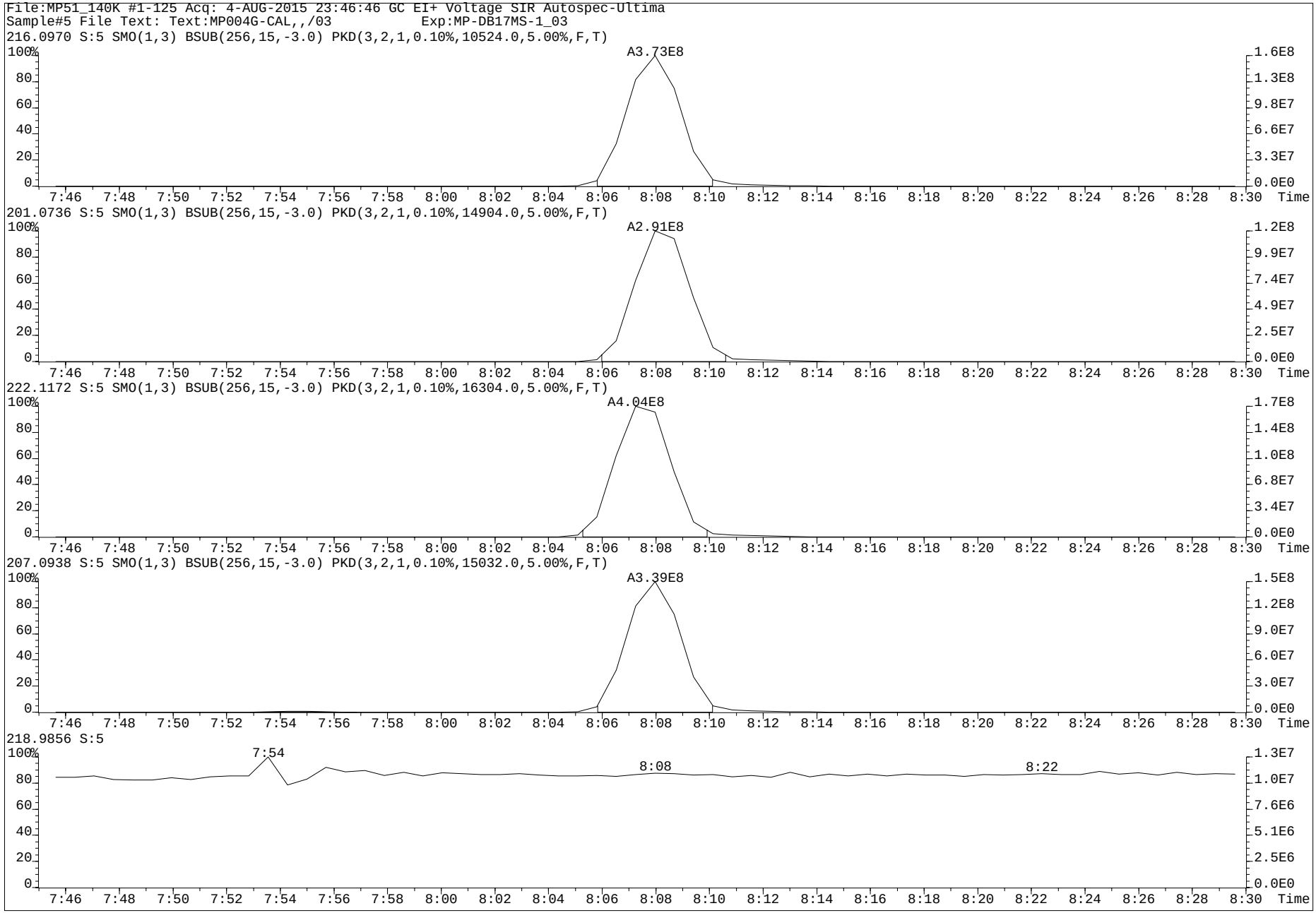
File:MP51_140K #1-125 Acq: 4-AUG-2015 23:46:46 GC EI+ Voltage SIR Autospec-Ultima
Sample#5 File Text: Text:MP004G-CAL,,/03 Exp:MP-DB17MS-1_03
216.0970 S:5 SMO(1,3) BSUB(256,15,-3.0) PKD(3,2,1,0.10%,10524.0,5.00%,F,T)
A3.73E8
201.0736 S:5 SMO(1,3) BSUB(256,15,-3.0) PKD(3,2,1,0.10%,14904.0,5.00%,F,T)
A2.91E8
222.1172 S:5 SMO(1,3) BSUB(256,15,-3.0) PKD(3,2,1,0.10%,16304.0,5.00%,F,T)
A4.04E8
207.0938 S:5 SMO(1,3) BSUB(256,15,-3.0) PKD(3,2,1,0.10%,15032.0,5.00%,F,T)
A3.39E8
218.9856 S:5
7:54
8:08
8:22
Time

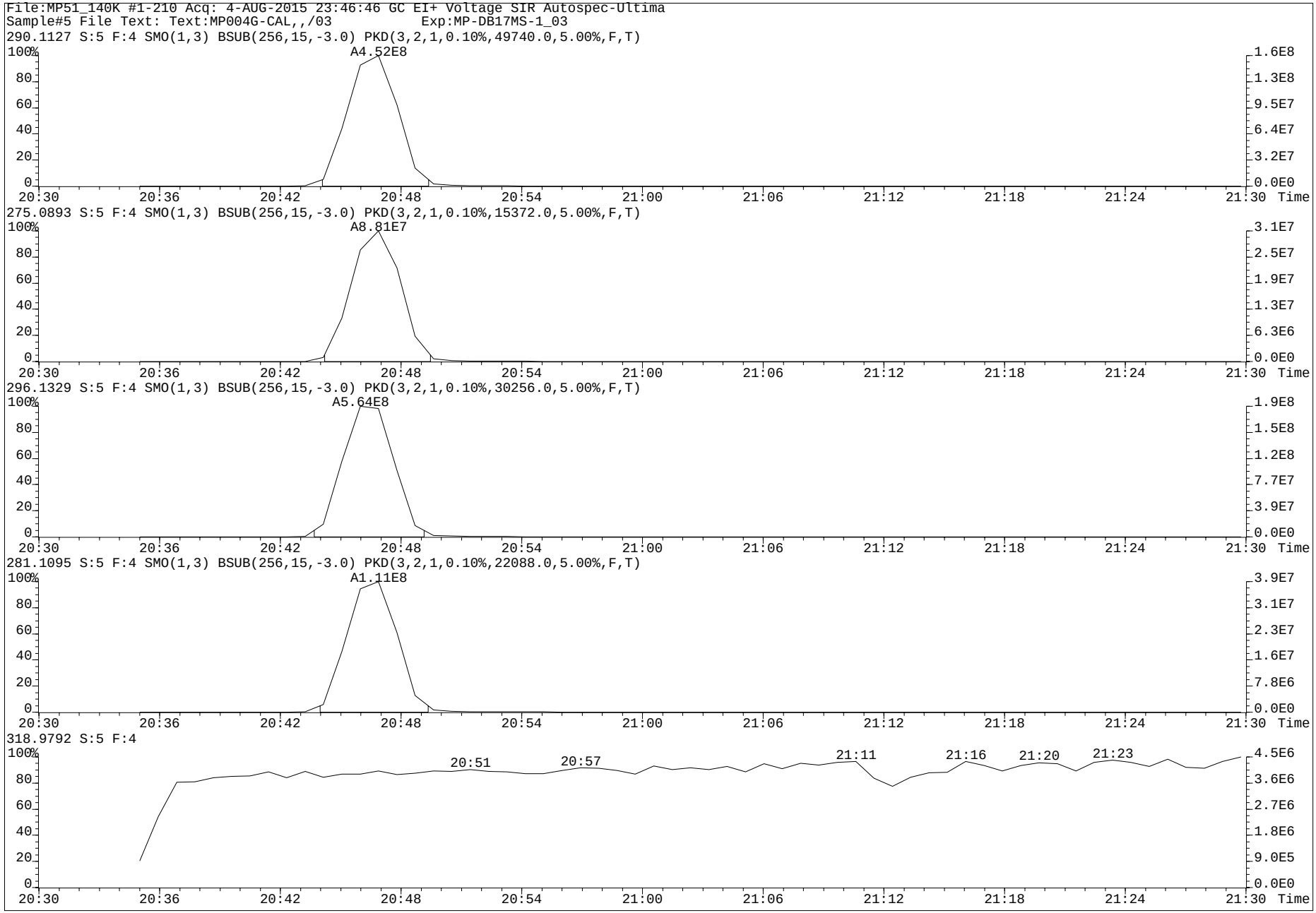
File:MP51_140K #1-210 Acq: 4-AUG-2015 23:46:46 GC EI+ Voltage SIR Autospec-Ultima
Sample#5 File Text: Text:MP004G-CAL,,/03 Exp:MP-DB17MS-1_03
290.1127 S:5 F:4 SMO(1,3) BSUB(256,15,-3.0) PKD(3,2,1,0.10%,49740.0,5.00%,F,T)
A4.52E8
275.0893 S:5 F:4 SMO(1,3) BSUB(256,15,-3.0) PKD(3,2,1,0.10%,15372.0,5.00%,F,T)
A8.81E7
296.1329 S:5 F:4 SMO(1,3) BSUB(256,15,-3.0) PKD(3,2,1,0.10%,30256.0,5.00%,F,T)
A5.64E8
281.1095 S:5 F:4 SMO(1,3) BSUB(256,15,-3.0) PKD(3,2,1,0.10%,22088.0,5.00%,F,T)
A1.11E8
318.9792 S:5 F:4
20:51
20:57
21:11
21:16
21:20
21:23
Time

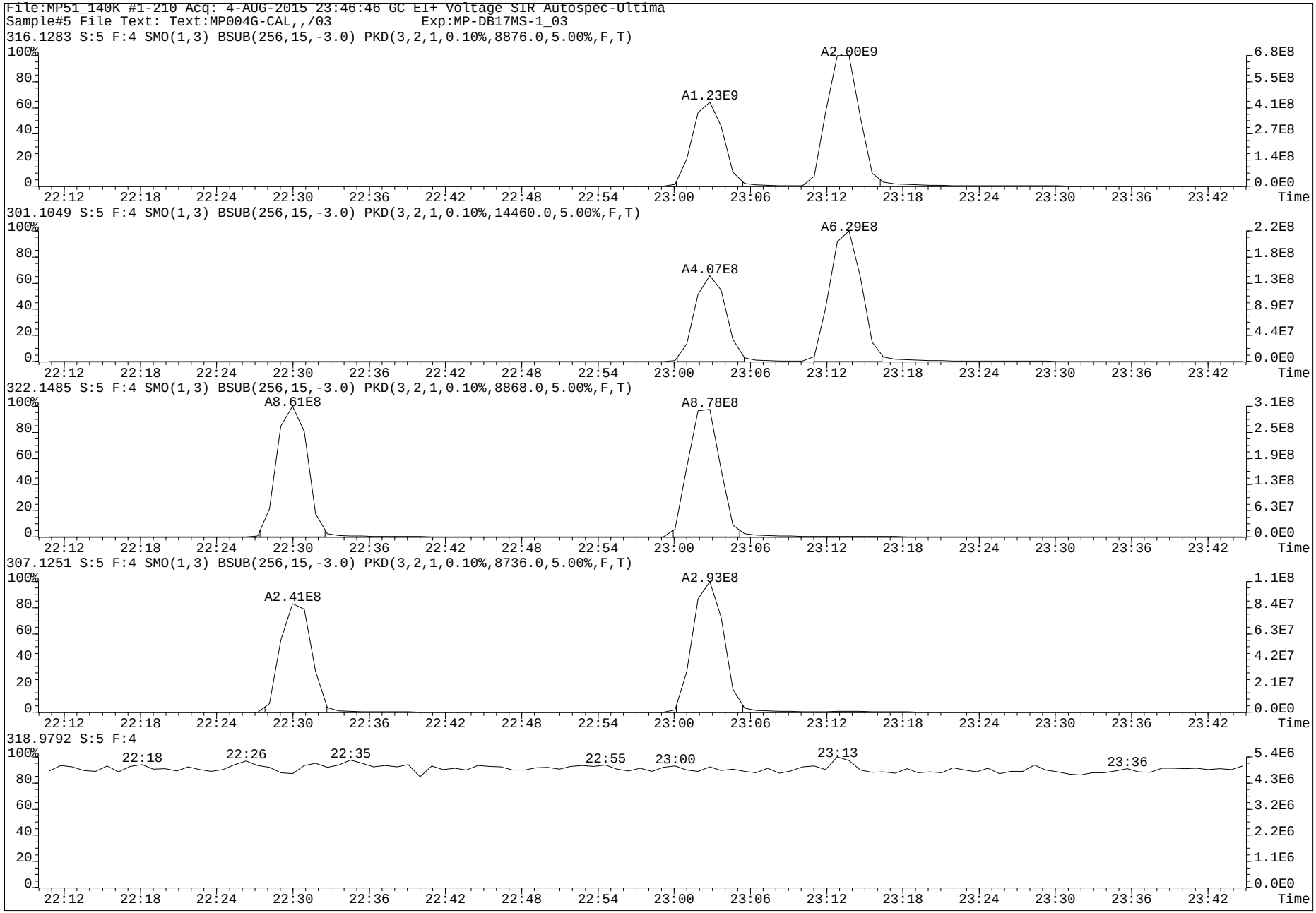
File:MP51_140K #1-210 Acq: 4-AUG-2015 23:46:46 GC EI+ Voltage SIR Autospec-Ultima
Sample#5 File Text: Text:MP004G-CAL,,/03 Exp:MP-DB17MS-1_03
316.1283 S:5 F:4 SMO(1,3) BSUB(256,15,-3.0) PKD(3,2,1,0.10%,8876.0,5.00%,F,T)
A1.23E9
A2.00E9
301.1049 S:5 F:4 SMO(1,3) BSUB(256,15,-3.0) PKD(3,2,1,0.10%,14460.0,5.00%,F,T)
A4.07E8
A6.29E8
322.1485 S:5 F:4 SMO(1,3) BSUB(256,15,-3.0) PKD(3,2,1,0.10%,8868.0,5.00%,F,T)
A8.61E8
A8.78E8
307.1251 S:5 F:4 SMO(1,3) BSUB(256,15,-3.0) PKD(3,2,1,0.10%,8736.0,5.00%,F,T)
A2.41E8
A2.93E8
318.9792 S:5 F:4
22:18
22:26
22:35
22:55
23:00
23:13
23:36
Time

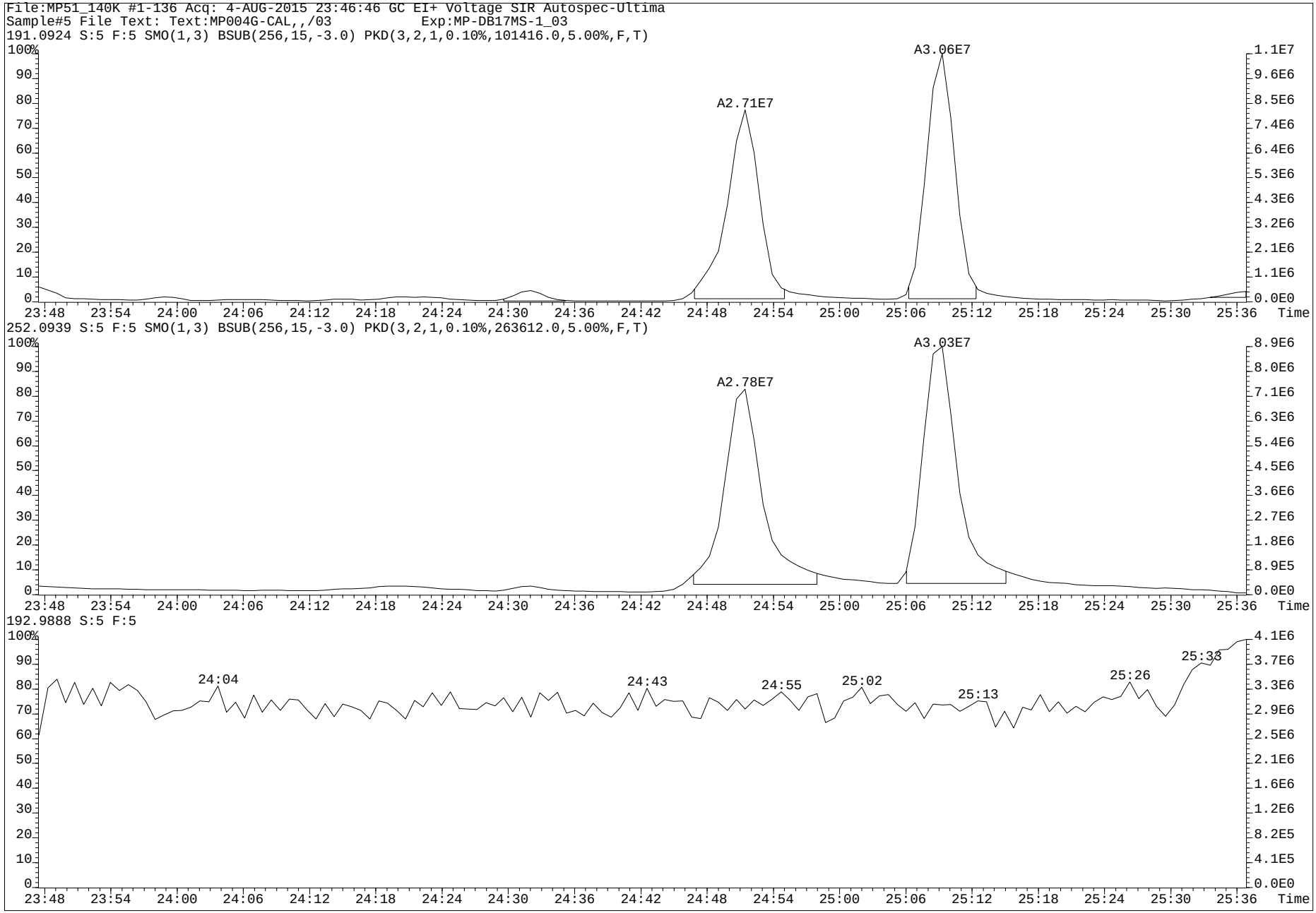
File:MP51_140K #1-136 Acq: 4-AUG-2015 23:46:46 GC EI+ Voltage SIR Autospec-Ultima
Sample#5 File Text: Text:MP004G-CAL,,/03 Exp:MP-DB17MS-1_03
191.0924 S:5 F:5 SMO(1,3) BSUB(256,15,-3.0) PKD(3,2,1,0.10%,101416.0,5.00%,F,T)
A2.71E7
A3.06E7
252.0939 S:5 F:5 SMO(1,3) BSUB(256,15,-3.0) PKD(3,2,1,0.10%,263612.0,5.00%,F,T)
A2.78E7
A3.03E7
192.9888 S:5 F:5
24:04
24:43
24:55
25:02
25:13
25:26
25:33
Time

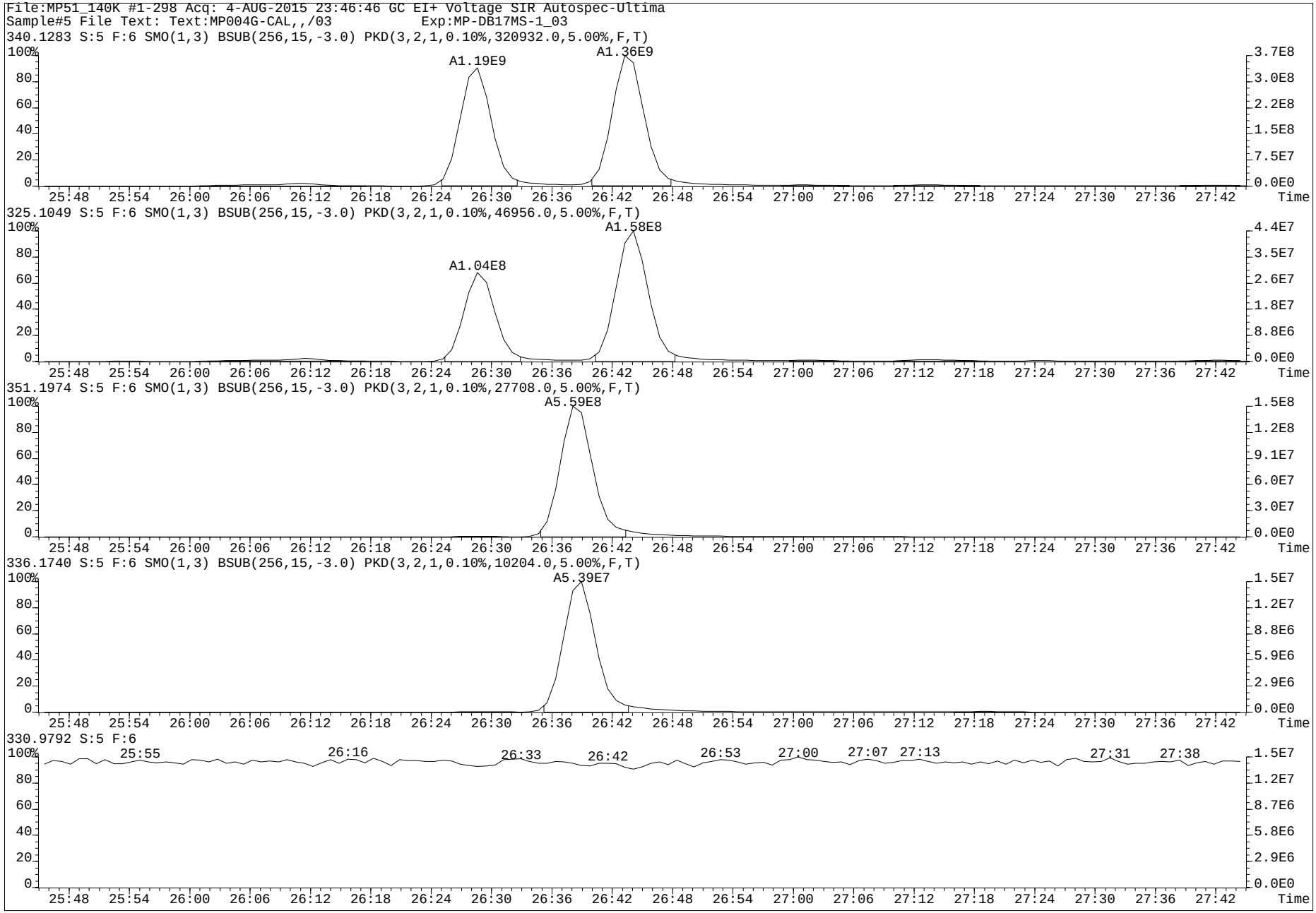
File:MP51_140K #1-298 Acq: 4-AUG-2015 23:46:46 GC EI+ Voltage SIR Autospec-Ultima
Sample#5 File Text: Text:MP004G-CAL,,/03 Exp:MP-DB17MS-1_03
340.1283 S:5 F:6 SMO(1,3) BSUB(256,15,-3.0) PKD(3,2,1,0.10%,320932.0,5.00%,F,T)
A1.19E9
A1.36E9
325.1049 S:5 F:6 SMO(1,3) BSUB(256,15,-3.0) PKD(3,2,1,0.10%,46956.0,5.00%,F,T)
A1.04E8
A1.58E8
351.1974 S:5 F:6 SMO(1,3) BSUB(256,15,-3.0) PKD(3,2,1,0.10%,27708.0,5.00%,F,T)
A5.59E8
336.1740 S:5 F:6 SMO(1,3) BSUB(256,15,-3.0) PKD(3,2,1,0.10%,10204.0,5.00%,F,T)
A5.39E7
330.9792 S:5 F:6
25:55
26:16
26:33
26:42
26:53
27:00
27:07
27:13
27:31
27:38
Time

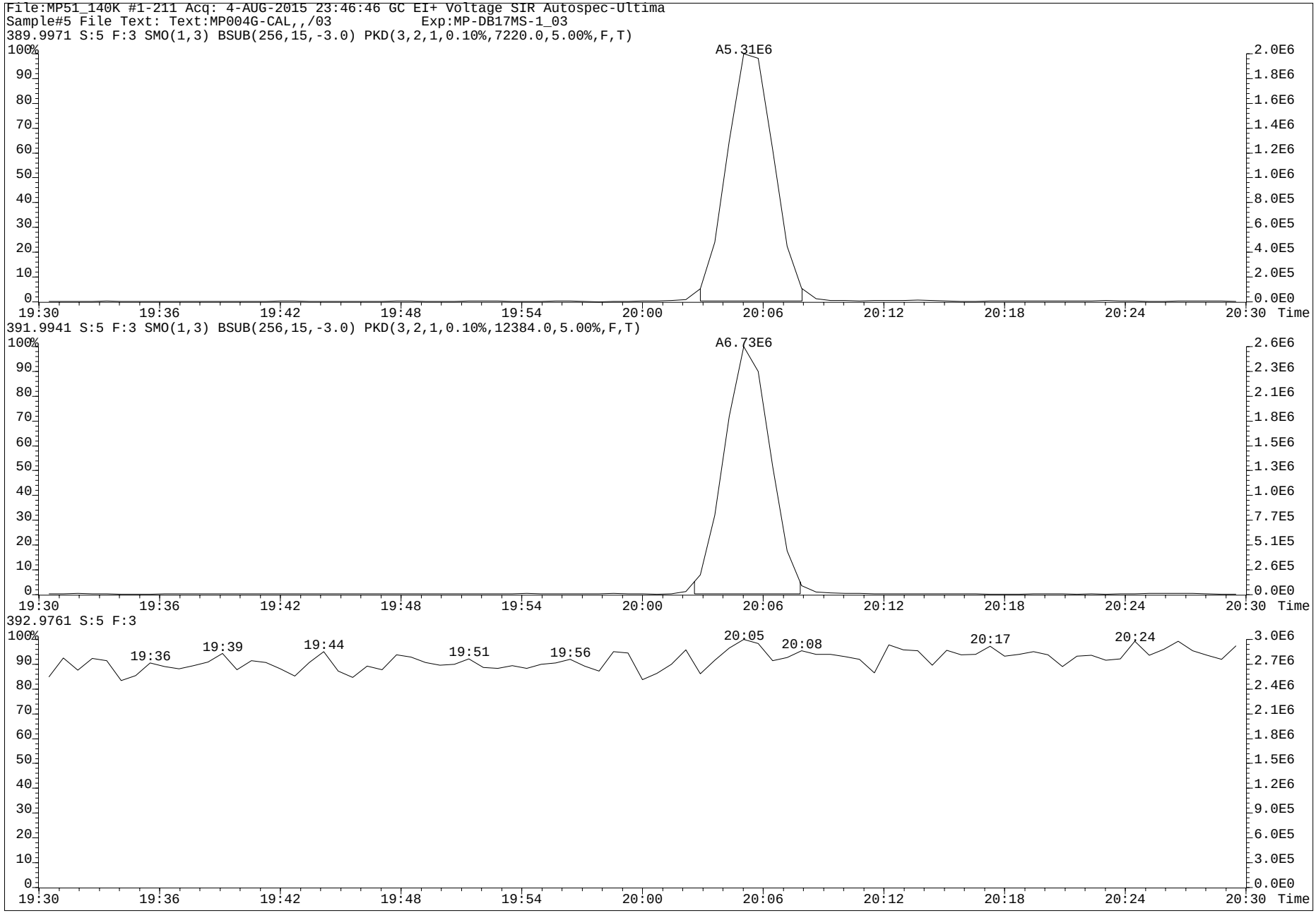
File:MP51_140K #1-211 Acq: 4-AUG-2015 23:46:46 GC EI+ Voltage SIR Autospec-Ultima
Sample#5 File Text: Text:MP004G-CAL,,/03 Exp:MP-DB17MS-1_03
389.9971 S:5 F:3 SMO(1,3) BSUB(256,15,-3.0) PKD(3,2,1,0.10%,7220.0,5.00%,F,T)
A5.31E6
391.9941 S:5 F:3 SMO(1,3) BSUB(256,15,-3.0) PKD(3,2,1,0.10%,12384.0,5.00%,F,T)
A6.73E6
392.9761 S:5 F:3
19:36
19:39
19:44
19:51
19:56
20:05
20:08
20:17
20:24
Time

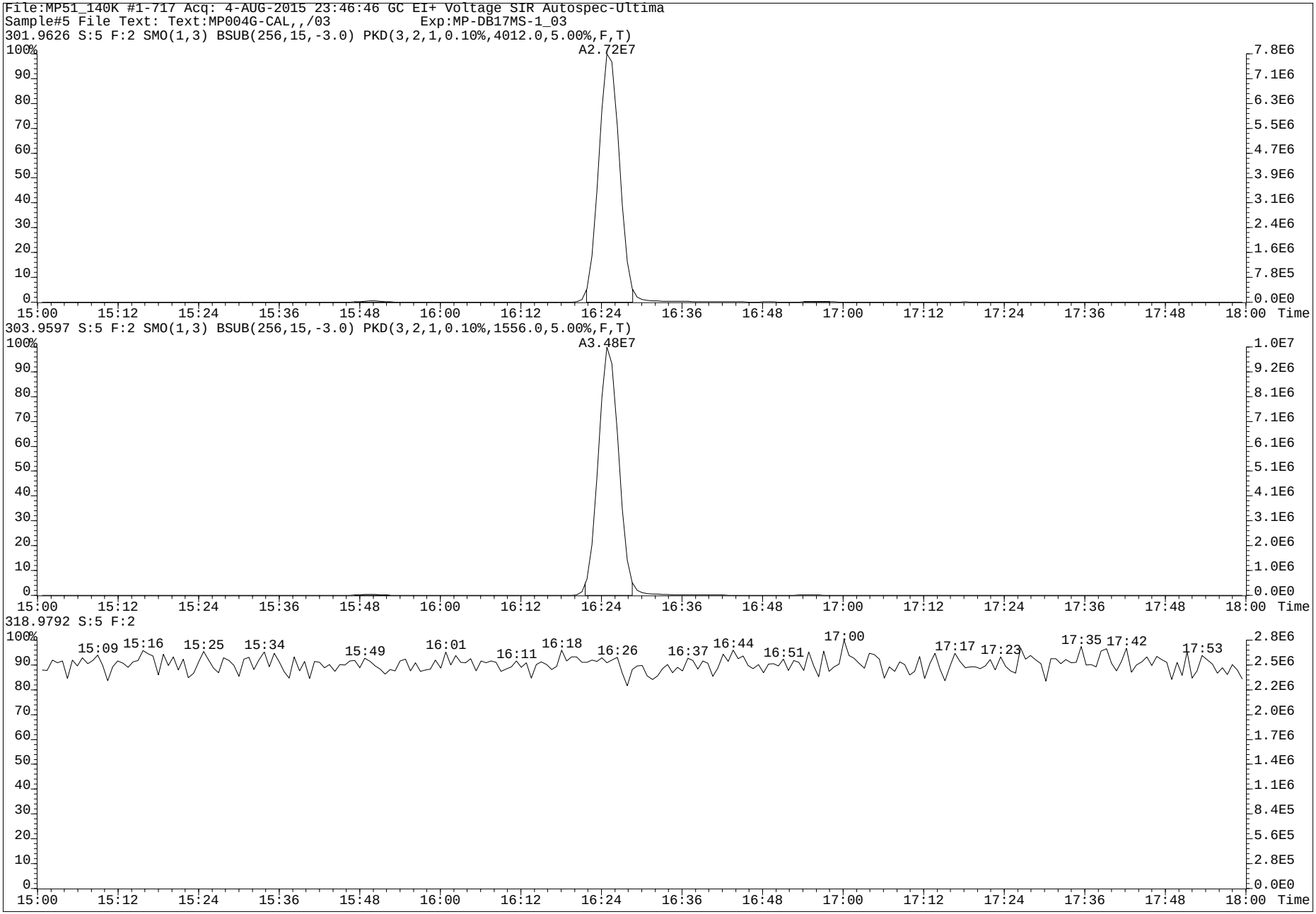
File:MP51_140K #1-717 Acq: 4-AUG-2015 23:46:46 GC EI+ Voltage SIR Autospec-Ultima
Sample#5 File Text: Text:MP004G-CAL,,/03 Exp:MP-DB17MS-1_03
301.9626 S:5 F:2 SMO(1,3) BSUB(256,15,-3.0) PKD(3,2,1,0.10%,4012.0,5.00%,F,T)
A2.72E7
303.9597 S:5 F:2 SMO(1,3) BSUB(256,15,-3.0) PKD(3,2,1,0.10%,1556.0,5.00%,F,T)
A3.48E7
318.9792 S:5 F:2
15:09 15:16 15:25 15:34 15:49 16:01 16:11 16:18 16:26 16:37 16:44 16:51 17:00 17:17 17:23 17:35 17:42 17:53
15:00 15:12 15:24 15:36 15:48 16:00 16:12 16:24 16:36 16:48 17:00 17:12 17:24 17:36 17:48 18:00 Time

www.axysanalytical.com

Run #8 Filename MP51_140K S: 4 I: 1 Acquired: 4-AUG-15 23:12:39 Processed: 5-AUG-15 18:13:48
Run: mp51_140j-a Analyte: MP-DB17-C06 Cal: MP51_140J-8A Results: mp51_140j-a Version: V3.6 6-JAN-2000 17:51:42
Sample text: MP004H-CAL,,/03 Comments: 1,,2.0uL CS-8 F1: 200.00 F2: 1.00

	Typ	Name	Amount	Resp	RA		RT	RF	RRF		Modified?
1	Unk	1-OH-Naphthalene	206.00	3.82e+08	1.29	n	8:08	-	1.1494	y	n
2	Unk	1-OH-Pyrene	206.00	4.63e+08	5.00	n	20:47	-	0.9793	y	n
3	Unk	3-OH-Chrysene	1024.00	2.13e+09	2.65	n	23:03	-	0.6179	y	n
4	Unk	3-OH-Benz[a]anthracene	1012.00	2.77e+09	2.26	n	23:14	-	0.8181	y	n
5	Unk	7,8-OH-Benzo[a]pyrene-C	1014.00	*	*	n	NotF»	-	*	n	n
6	Unk	7,8-OH-Benzo[a]pyrene-T	1016.00	*	*	n	NotF»	-	*	n	n
7	Unk	7,8-OH-Benzo[a]pyrene-3	2028.00	*	*	n	NotF»	-	*	n	n
8	Unk	9-OH-Benzo[a]pyrene	1026.00	*	*	n	NotF»	-	*	n	n
9	Unk	3-OH-Benzo[a]pyrene	1046.00	*	*	n	NotF»	-	*	n	n
10	Unk	7,8-OH-Benzo[a]pyrene-4	2028.00	*	*	n	NotF»	-	*	n	n
11	IS	13C6-1-OH-Naphthalene	250.00	4.04e+08	1.18	n	8:08	-	1.2854	y	n
12	IS	13C6-1-OH-Pyrene	250.00	5.74e+08	4.98	n	20:47	-	1.8271	y	n
13	IS	13C6-1-OH-BAA	252.00	8.44e+08	3.56	n	22:30	-	2.6664	y	n
14	IS	13C6-3-OH-Chrysene	252.50	8.48e+08	3.02	n	23:03	-	2.6760	y	n
15	IS	D11-3-OH-Benzo[a]pyrene	248.80	5.74e+08	10.29	n	26:39	-	1.8380	y	n
16	IS	13C-CL4-OH-PCB-79	50.00	1.28e+07	0.77	y	20:06	-	0.2035	y	n
17	IS	13C-CL4-PCB-79	0.00	*	*	n	NotF»	-	Div0	n	n
18	RS	13C-CL4-PCB-81	50.00	6.28e+07	0.79	y	16:26	1.26e+06	-	n	n
19	Tot	Fn1 Lock	0.00	-			-	-	-	n	n
20	Tot	Fn2 Lock	0.00	-			-	-	-	n	n
21	Tot	Fn3 Lock	0.00	-			-	-	-	n	n
22	Tot	Fn4 Lock	0.00	-			-	-	-	n	n
23	Tot	Fn4 Lock	0.00	-			-	-	-	n	n
24	Tot	Fn5 Lock	0.00	-			-	-	-	n	n
25	Tot	Fn6 Lock	0.00	-			-	-	-	n	n

PV AS 8-AUG-2015

SV by MW
10-Aug-2015

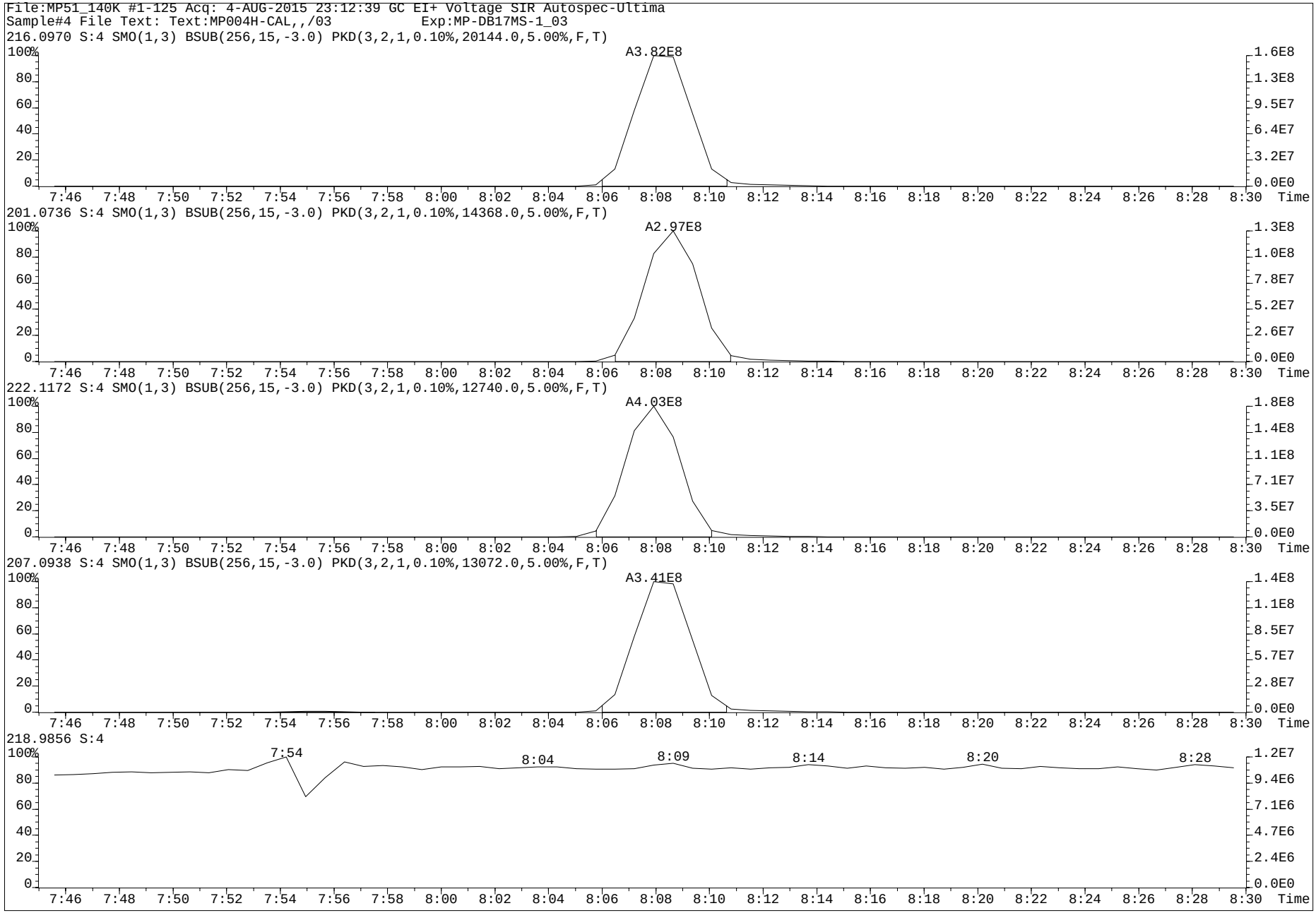
File:MP51_140K #1-125 Acq: 4-AUG-2015 23:12:39 GC EI+ Voltage SIR Autospec-Ultima
Sample#4 File Text: Text:MP004H-CAL,,/03 Exp:MP-DB17MS-1_03
216.0970 S:4 SMO(1,3) BSUB(256,15,-3.0) PKD(3,2,1,0.10%,20144.0,5.00%,F,T)
A3.82E8
201.0736 S:4 SMO(1,3) BSUB(256,15,-3.0) PKD(3,2,1,0.10%,14368.0,5.00%,F,T)
A2.97E8
222.1172 S:4 SMO(1,3) BSUB(256,15,-3.0) PKD(3,2,1,0.10%,12740.0,5.00%,F,T)
A4.03E8
207.0938 S:4 SMO(1,3) BSUB(256,15,-3.0) PKD(3,2,1,0.10%,13072.0,5.00%,F,T)
A3.41E8
218.9856 S:4
7:54
8:04
8:09
8:14
8:20
8:28
Time

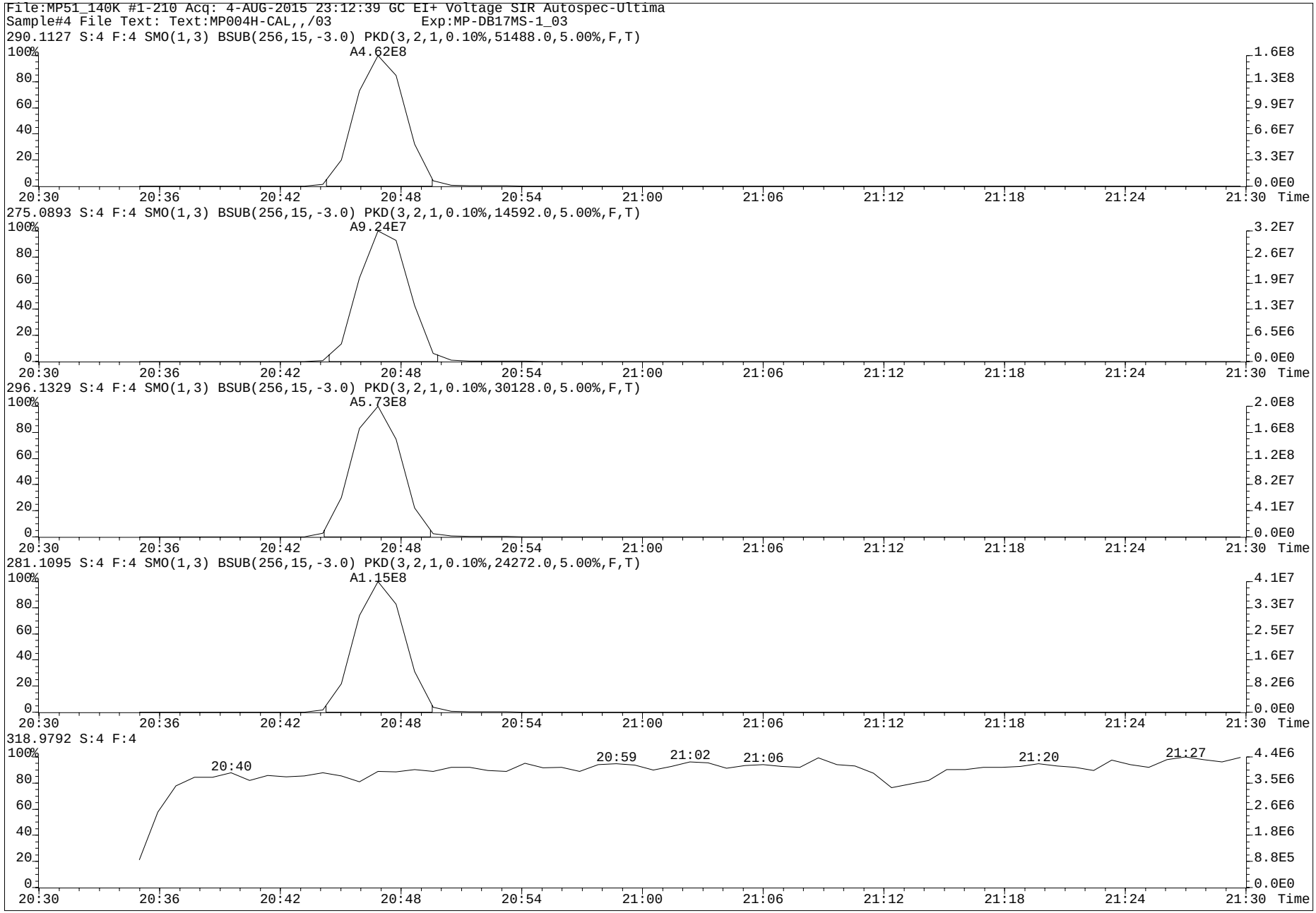
File:MP51_140K #1-210 Acq: 4-AUG-2015 23:12:39 GC EI+ Voltage SIR Autospec-Ultima
Sample#4 File Text: Text:MP004H-CAL,,/03 Exp:MP-DB17MS-1_03
290.1127 S:4 F:4 SMO(1,3) BSUB(256,15,-3.0) PKD(3,2,1,0.10%,51488.0,5.00%,F,T)
A4.62E8
275.0893 S:4 F:4 SMO(1,3) BSUB(256,15,-3.0) PKD(3,2,1,0.10%,14592.0,5.00%,F,T)
A9.24E7
296.1329 S:4 F:4 SMO(1,3) BSUB(256,15,-3.0) PKD(3,2,1,0.10%,30128.0,5.00%,F,T)
A5.73E8
281.1095 S:4 F:4 SMO(1,3) BSUB(256,15,-3.0) PKD(3,2,1,0.10%,24272.0,5.00%,F,T)
A1.15E8
318.9792 S:4 F:4
20:40
20:59
21:02
21:06
21:20
21:27
Time

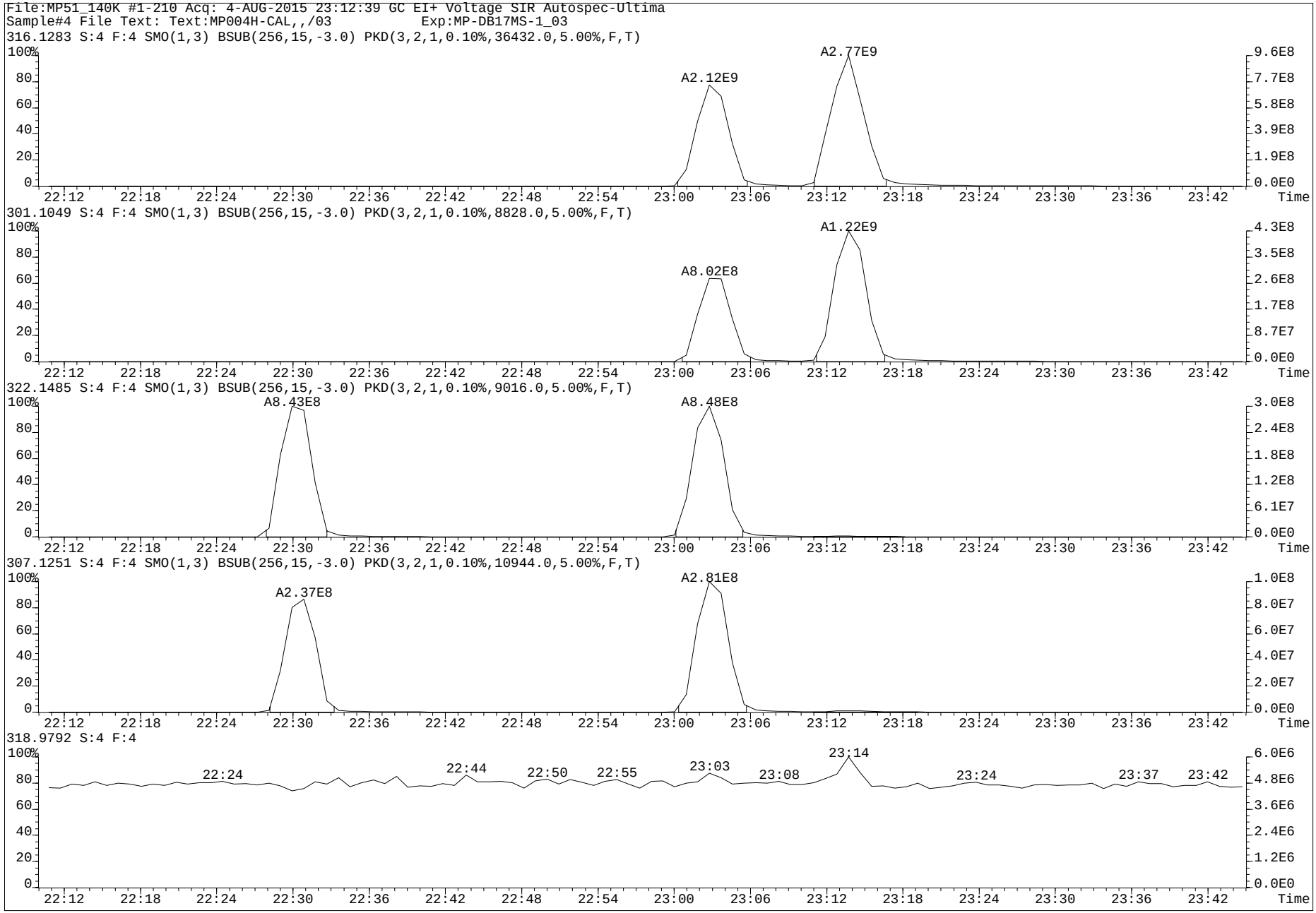
File:MP51_140K #1-210 Acq: 4-AUG-2015 23:12:39 GC EI+ Voltage SIR Autospec-Ultima
Sample#4 File Text: Text:MP004H-CAL,,/03 Exp:MP-DB17MS-1_03
316.1283 S:4 F:4 SMO(1,3) BSUB(256,15,-3.0) PKD(3,2,1,0.10%,36432.0,5.00%,F,T)
A2.12E9
A2.77E9
301.1049 S:4 F:4 SMO(1,3) BSUB(256,15,-3.0) PKD(3,2,1,0.10%,8828.0,5.00%,F,T)
A8.02E8
A1.22E9
322.1485 S:4 F:4 SMO(1,3) BSUB(256,15,-3.0) PKD(3,2,1,0.10%,9016.0,5.00%,F,T)
A8.43E8
A8.48E8
307.1251 S:4 F:4 SMO(1,3) BSUB(256,15,-3.0) PKD(3,2,1,0.10%,10944.0,5.00%,F,T)
A2.37E8
A2.81E8
318.9792 S:4 F:4
22:24
22:44
22:50
22:55
23:03
23:08
23:14
23:24
23:37
23:42
Time

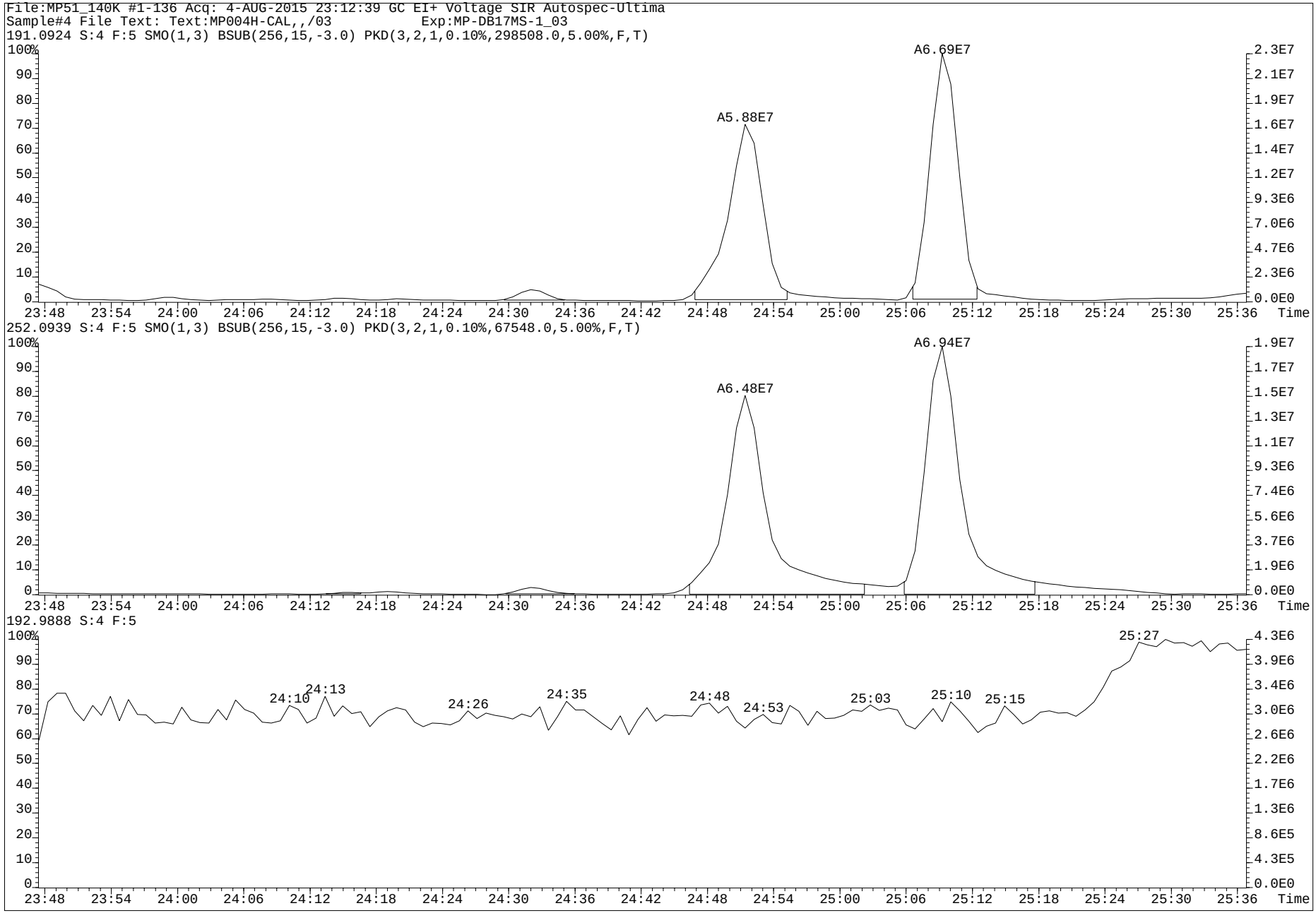
File:MP51_140K #1-136 Acq: 4-AUG-2015 23:12:39 GC EI+ Voltage SIR Autospec-Ultima
Sample#4 File Text: Text:MP004H-CAL,,/03 Exp:MP-DB17MS-1_03
191.0924 S:4 F:5 SMO(1,3) BSUB(256,15,-3.0) PKD(3,2,1,0.10%,298508.0,5.00%,F,T)
A5.88E7
A6.69E7
252.0939 S:4 F:5 SMO(1,3) BSUB(256,15,-3.0) PKD(3,2,1,0.10%,67548.0,5.00%,F,T)
A6.48E7
A6.94E7
192.9888 S:4 F:5
24:10
24:13
24:26
24:35
24:48
24:53
25:03
25:10
25:15
25:27
Time

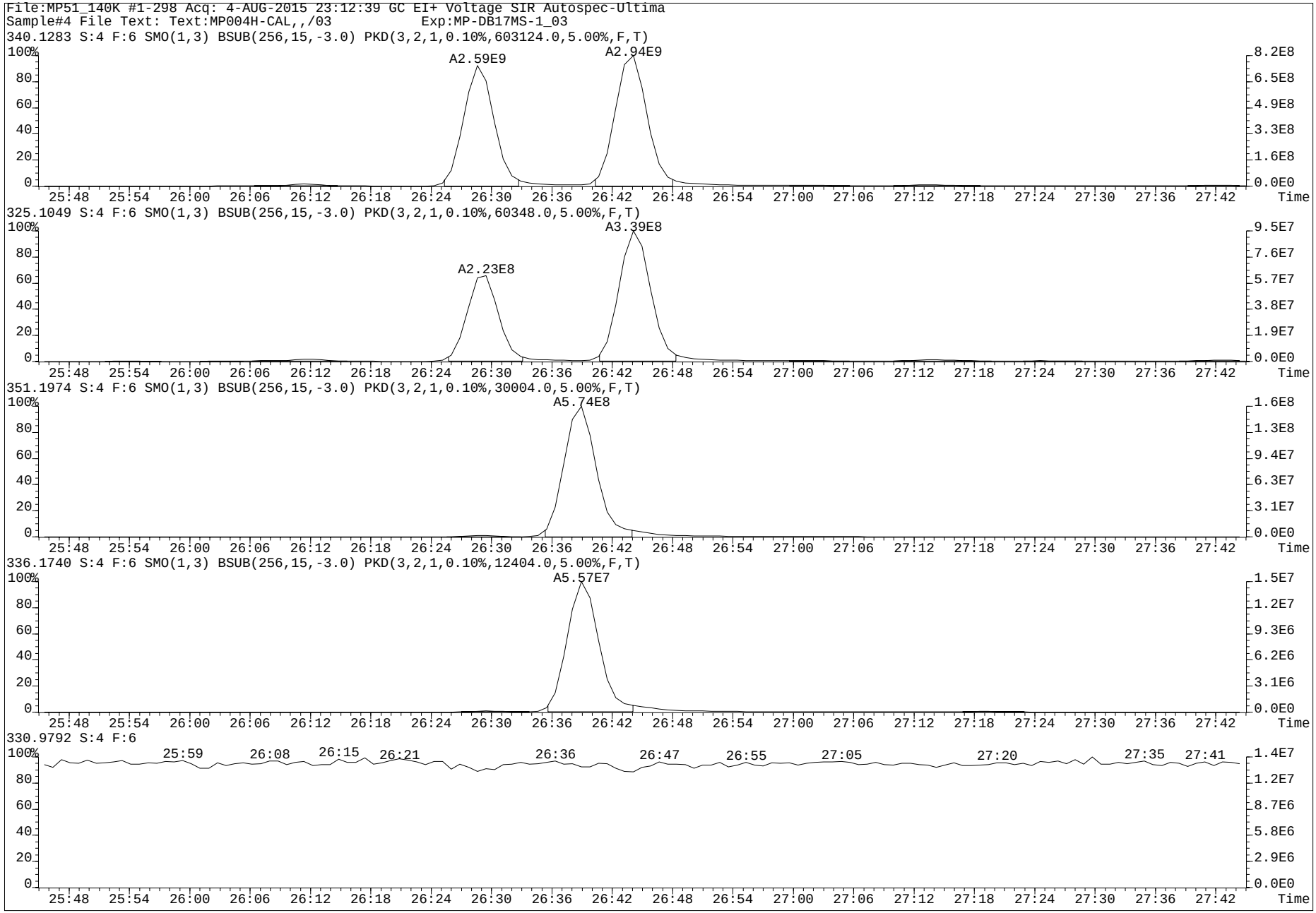
File:MP51_140K #1-298 Acq: 4-AUG-2015 23:12:39 GC EI+ Voltage SIR Autospec-Ultima
Sample#4 File Text: Text:MP004H-CAL,,/03 Exp:MP-DB17MS-1_03
340.1283 S:4 F:6 SMO(1,3) BSUB(256,15,-3.0) PKD(3,2,1,0.10%,603124.0,5.00%,F,T)
A2.59E9
A2.94E9
325.1049 S:4 F:6 SMO(1,3) BSUB(256,15,-3.0) PKD(3,2,1,0.10%,60348.0,5.00%,F,T)
A2.23E8
A3.39E8
351.1974 S:4 F:6 SMO(1,3) BSUB(256,15,-3.0) PKD(3,2,1,0.10%,30004.0,5.00%,F,T)
A5.74E8
336.1740 S:4 F:6 SMO(1,3) BSUB(256,15,-3.0) PKD(3,2,1,0.10%,12404.0,5.00%,F,T)
A5.57E7
330.9792 S:4 F:6
25:59
26:08
26:15
26:21
26:36
26:47
26:55
27:05
27:20
27:35
27:41
Time

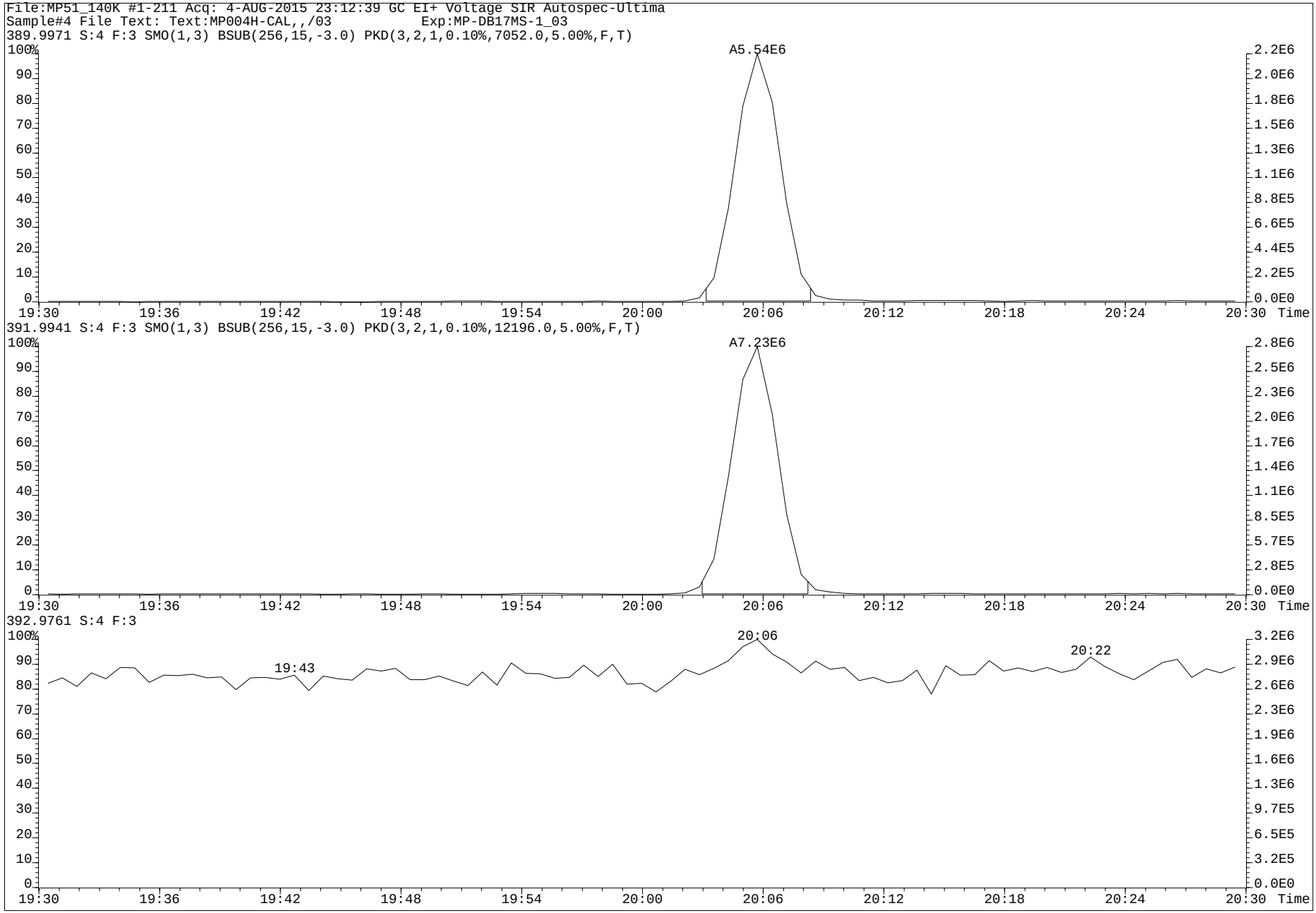
File:MP51_140K #1-211 Acq: 4-AUG-2015 23:12:39 GC EI+ Voltage SIR Autospec-Ultima
Sample#4 File Text: Text:MP004H-CAL,,/03 Exp:MP-DB17MS-1_03
389.9971 S:4 F:3 SMO(1,3) BSUB(256,15,-3.0) PKD(3,2,1,0.10%,7052.0,5.00%,F,T)
A5.54E6
391.9941 S:4 F:3 SMO(1,3) BSUB(256,15,-3.0) PKD(3,2,1,0.10%,12196.0,5.00%,F,T)
A7.23E6
392.9761 S:4 F:3
19:43
20:06
20:22
Time

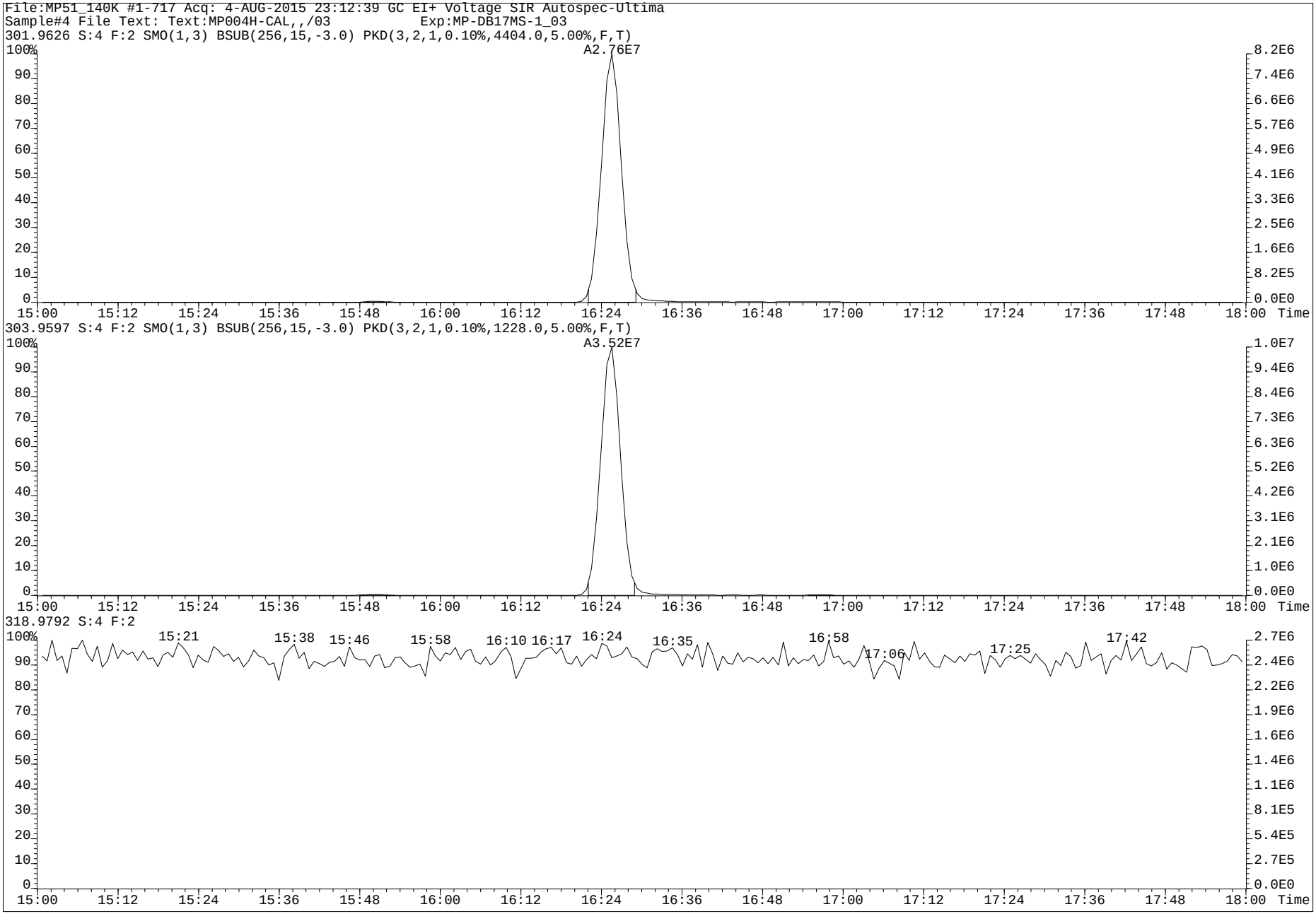
File:MP51_140K #1-717 Acq: 4-AUG-2015 23:12:39 GC EI+ Voltage SIR Autospec-Ultima
Sample#4 File Text: Text:MP004H-CAL,,/03 Exp:MP-DB17MS-1_03
301.9626 S:4 F:2 SMO(1,3) BSUB(256,15,-3.0) PKD(3,2,1,0.10%,4404.0,5.00%,F,T)
A2.76E7
303.9597 S:4 F:2 SMO(1,3) BSUB(256,15,-3.0) PKD(3,2,1,0.10%,1228.0,5.00%,F,T)
A3.52E7
318.9792 S:4 F:2
15:21
15:38
15:46
15:58
16:10
16:17
16:24
16:35
16:58
17:06
17:25
17:42
Time

OPUSquan 7-AUG-2015 Page 1

Run #9 Filename MP51_140J S: 3 I: 1 Acquired: 4-AUG-15 18:12:58 Processed: 5-AUG-15 18:43:52
Run: mp51_140j-a Analyte: MP-DB17-C06 Cal: mp51_140j-8a Results: MP51_140J-A Version: V3.6 6-JAN-2000 17:51:42
Sample text: MP004E-CAL,,/03 Comments: 1,,2.0uL CS-5/Cal
sample size: 1.000000 conc units: ng/mL total toxicity: 81.92 F1: 10.0000 F2: 1.0000

	Typ	Name	#Hom	Resp	RA		RT	Conc	Tox #1	DL	Rec	M?
1	Unk	1-OH-Naphthalene	1	3.88e+08	1.02	n	8:09	212.037	21	0.1928	-	n
2	Unk	1-OH-Pyrene	1	3.90e+08	5.78	n	20:47	200.863	20	0.1957	-	n
3	Unk	3-OH-Chrysene	1	1.22e+08	3.02	n	23:03	47.723	5	0.0510	-	n
4	Unk	3-OH-Benz[a]anthracene	1	1.55e+08	3.26	n	23:14	51.417	26	0.0426	-	n
5	Unk	7,8-OH-Benzo[a]pyrene-C	0	*	*	n	NotFnd	*	*	*	-	n
6	Unk	7,8-OH-Benzo[a]pyrene-T	0	*	*	n	NotFnd	*	*	*	-	n
7	Unk	7,8-OH-Benzo[a]pyrene-3	0	*	*	n	NotFnd	*	*	*	-	n
8	Unk	9-OH-Benzo[a]pyrene	1	8.03e+07	12.08	n	26:30	49.715	5	0.2393	-	n
9	Unk	3-OH-Benzo[a]pyrene	1	6.08e+07	8.92	n	26:45	51.779	5	0.4211	-	n
10	Unk	7,8-OH-Benzo[a]pyrene-4	0	*	*	n	NotFnd	*	*	*	-	n
11	IS	13C6-1-OH-Naphthalene	1	4.12e+08	0.99	n	8:08	221.715	-	0.2578	88.7	n
12	IS	13C6-1-OH-Pyrene	1	5.09e+08	5.92	n	20:47	208.483	-	0.1661	83.4	n
13	IS	13C6-1-OH-BAA	1	8.29e+08	3.67	n	22:31	222.033	-	0.0443	88.1	n
14	IS	13C6-3-OH-Chrysene	1	8.66e+08	3.03	n	23:03	227.462	-	0.0434	90.1	n
15	IS	D11-3-OH-Benzo[a]pyrene	1	5.01e+08	10.61	n	26:39	214.688	-	0.1684	86.3	n
16	IS	13C-CL4-OH-PCB-79	1	1.28e+07	0.77	y	20:06	49.583	-	0.7389	99.2	n
17	IS	13C-CL4-PCB-79	0	*	*	n	NotFnd	*	-	*	Div0	n
18	RS	13C-CL4-PCB-81	1	7.17e+07	0.78	y	16:26	57.334	-	-	-	n
19	Tot	Fn1 Lock	-	-			-	-	-	-	-	n
20	Tot	Fn2 Lock	-	-			-	-	-	-	-	n
21	Tot	Fn3 Lock	-	-			-	-	-	-	-	n
22	Tot	Fn4 Lock	-	-			-	-	-	-	-	n
23	Tot	Fn4 Lock	-	-			-	-	-	-	-	n
24	Tot	Fn5 Lock	-	-			-	-	-	-	-	n
25	Tot	Fn6 Lock	-	-			-	-	-	-	-	n

PV AS 8-AUG-2015

SV MM
12-Aug-2015

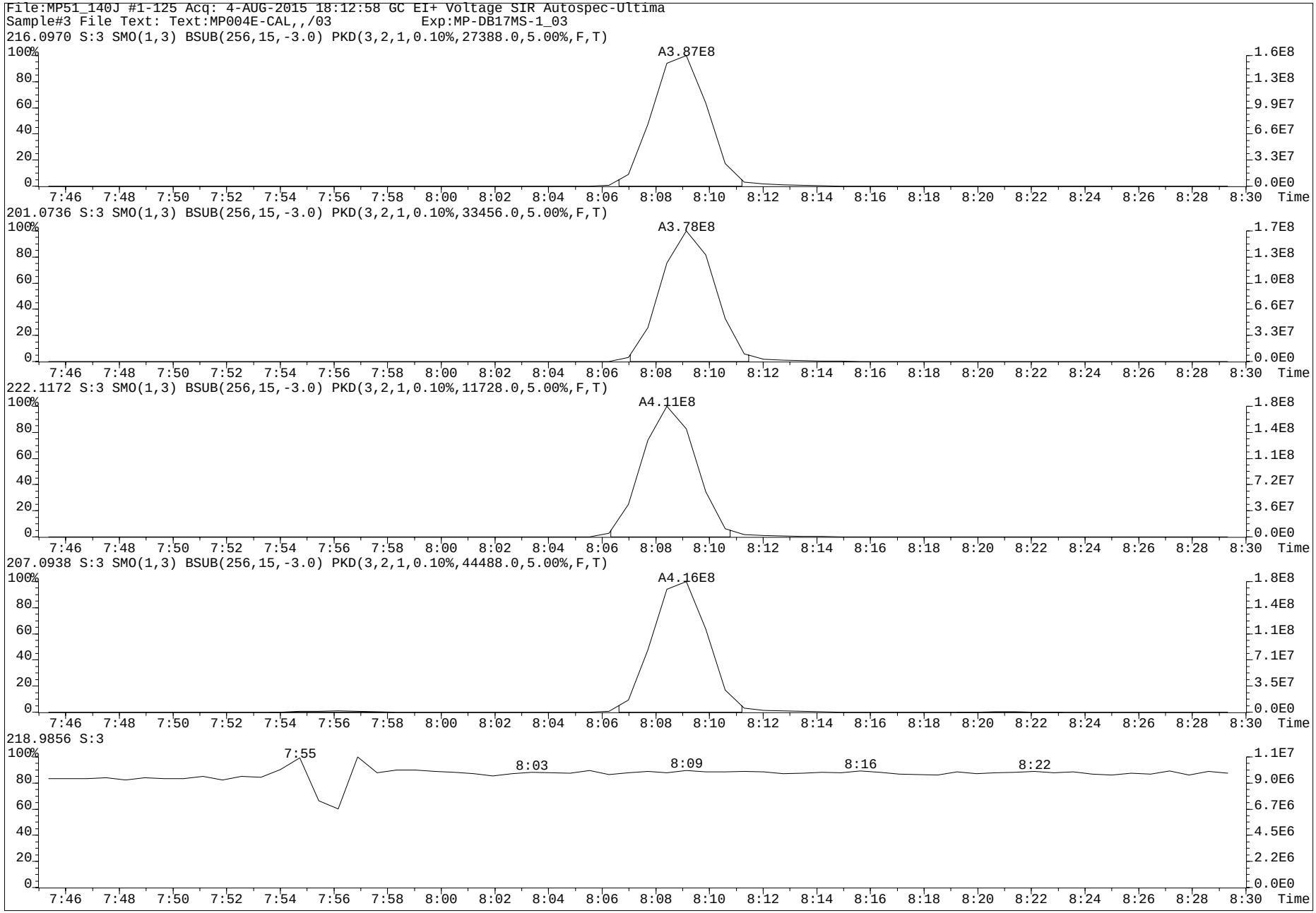
File:MP51_140J #1-125 Acq: 4-AUG-2015 18:12:58 GC EI+ Voltage SIR Autospec-Ultima
Sample#3 File Text: Text:MP004E-CAL,,/03 Exp:MP-DB17MS-1_03
216.0970 S:3 SMO(1,3) BSUB(256,15,-3.0) PKD(3,2,1,0.10%,27388.0,5.00%,F,T)
A3.87E8
201.0736 S:3 SMO(1,3) BSUB(256,15,-3.0) PKD(3,2,1,0.10%,33456.0,5.00%,F,T)
A3.78E8
222.1172 S:3 SMO(1,3) BSUB(256,15,-3.0) PKD(3,2,1,0.10%,11728.0,5.00%,F,T)
A4.11E8
207.0938 S:3 SMO(1,3) BSUB(256,15,-3.0) PKD(3,2,1,0.10%,44488.0,5.00%,F,T)
A4.16E8
218.9856 S:3
7:55
8:03
8:09
8:16
8:22
Time

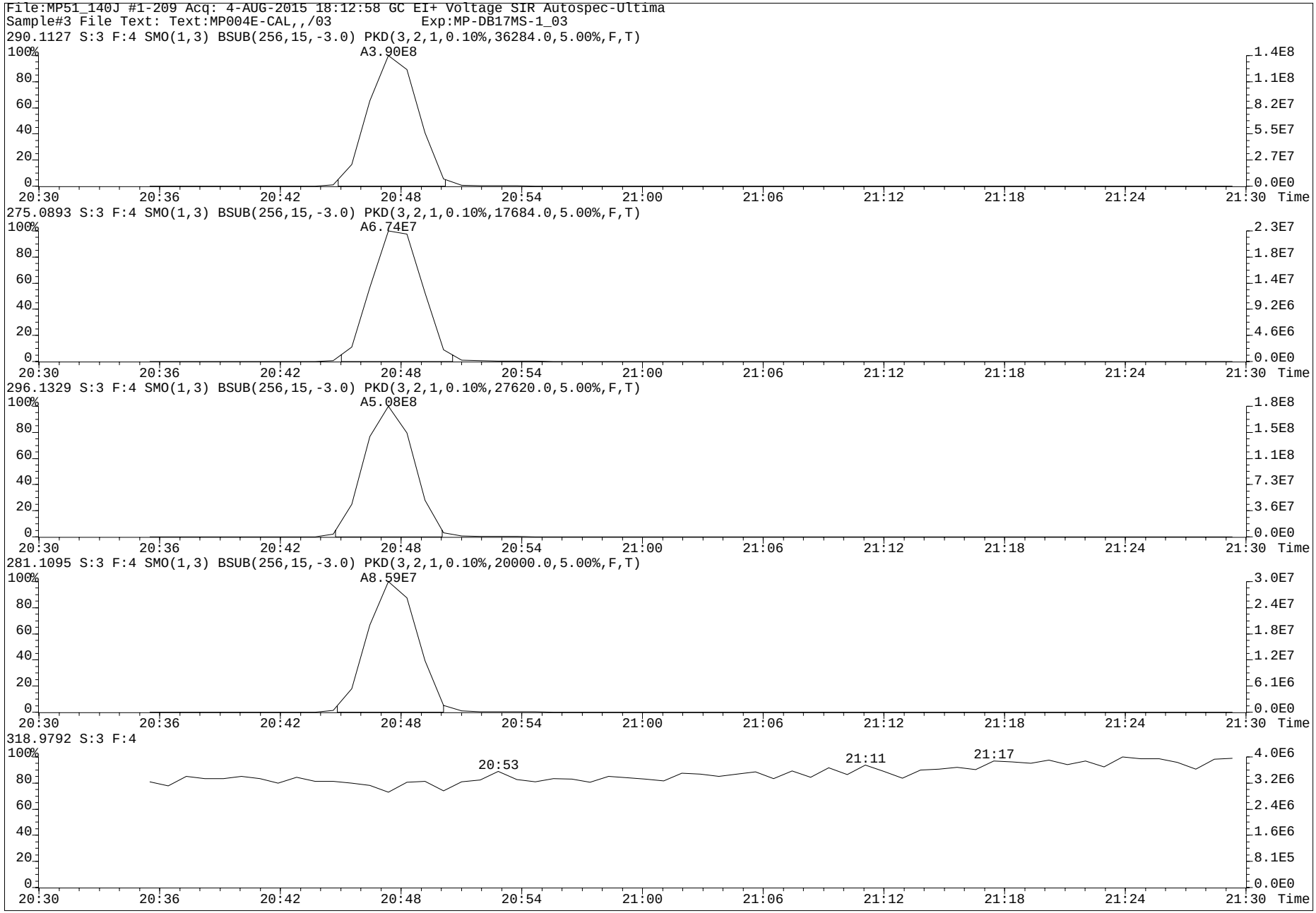
File:MP51_140J #1-209 Acq: 4-AUG-2015 18:12:58 GC EI+ Voltage SIR Autospec-Ultima
Sample#3 File Text: Text:MP004E-CAL,,/03 Exp:MP-DB17MS-1_03
290.1127 S:3 F:4 SMO(1,3) BSUB(256,15,-3.0) PKD(3,2,1,0.10%,36284.0,5.00%,F,T)
A3.90E8
275.0893 S:3 F:4 SMO(1,3) BSUB(256,15,-3.0) PKD(3,2,1,0.10%,17684.0,5.00%,F,T)
A6.74E7
296.1329 S:3 F:4 SMO(1,3) BSUB(256,15,-3.0) PKD(3,2,1,0.10%,27620.0,5.00%,F,T)
A5.08E8
281.1095 S:3 F:4 SMO(1,3) BSUB(256,15,-3.0) PKD(3,2,1,0.10%,20000.0,5.00%,F,T)
A8.59E7
318.9792 S:3 F:4
20:53
21:11
21:17
20:30 20:36 20:42 20:48 20:54 21:00 21:06 21:12 21:18 21:24 21:30 Time

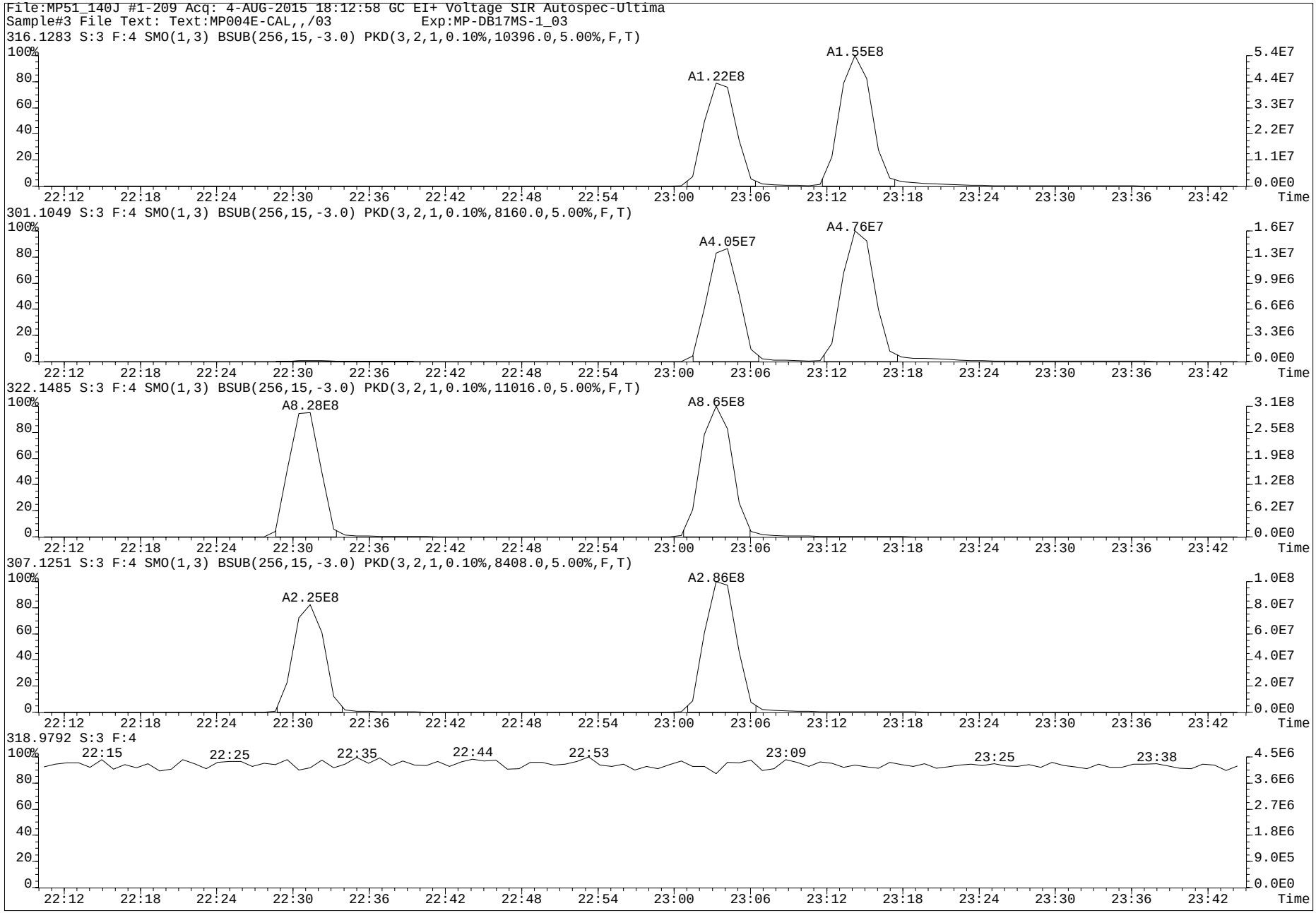
File:MP51_140J #1-209 Acq: 4-AUG-2015 18:12:58 GC EI+ Voltage SIR Autospec-Ultima
Sample#3 File Text: Text:MP004E-CAL,,/03 Exp:MP-DB17MS-1_03
316.1283 S:3 F:4 SMO(1,3) BSUB(256,15,-3.0) PKD(3,2,1,0.10%,10396.0,5.00%,F,T)
A1.22E8
A1.55E8
301.1049 S:3 F:4 SMO(1,3) BSUB(256,15,-3.0) PKD(3,2,1,0.10%,8160.0,5.00%,F,T)
A4.05E7
A4.76E7
322.1485 S:3 F:4 SMO(1,3) BSUB(256,15,-3.0) PKD(3,2,1,0.10%,11016.0,5.00%,F,T)
A8.28E8
A8.65E8
307.1251 S:3 F:4 SMO(1,3) BSUB(256,15,-3.0) PKD(3,2,1,0.10%,8408.0,5.00%,F,T)
A2.25E8
A2.86E8
318.9792 S:3 F:4
22:15
22:25
22:35
22:44
22:53
23:09
23:25
23:38
Time

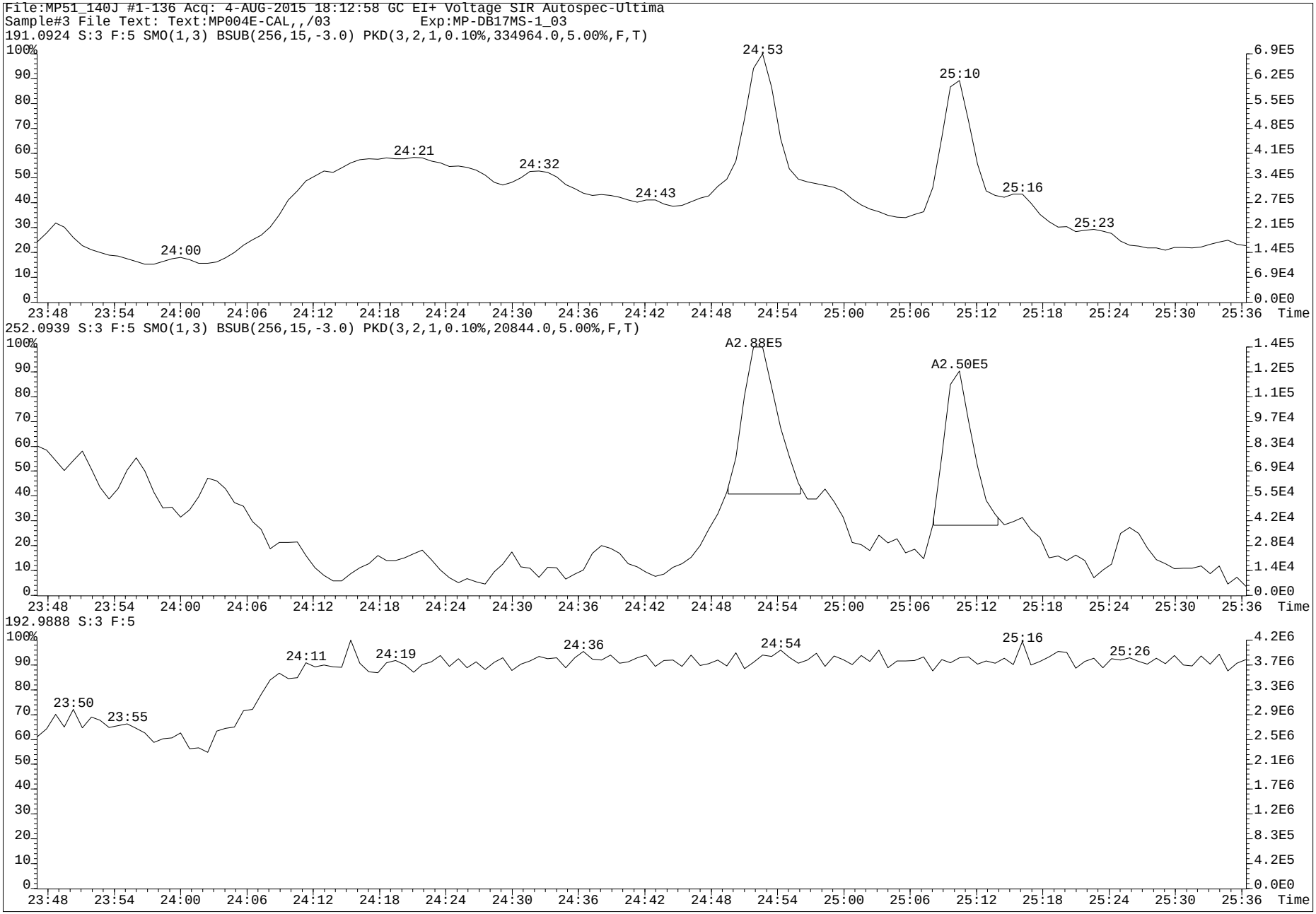
File:MP51_140J #1-136 Acq: 4-AUG-2015 18:12:58 GC EI+ Voltage SIR Autospec-Ultima
Sample#3 File Text: Text:MP004E-CAL,,/03 Exp:MP-DB17MS-1_03
191.0924 S:3 F:5 SMO(1,3) BSUB(256,15,-3.0) PKD(3,2,1,0.10%,334964.0,5.00%,F,T)
24:00
24:21
24:32
24:43
24:53
25:10
25:16
25:23
252.0939 S:3 F:5 SMO(1,3) BSUB(256,15,-3.0) PKD(3,2,1,0.10%,20844.0,5.00%,F,T)
A2.88E5
A2.50E5
192.9888 S:3 F:5
23:50
23:55
24:11
24:19
24:36
24:54
25:16
25:26
Time

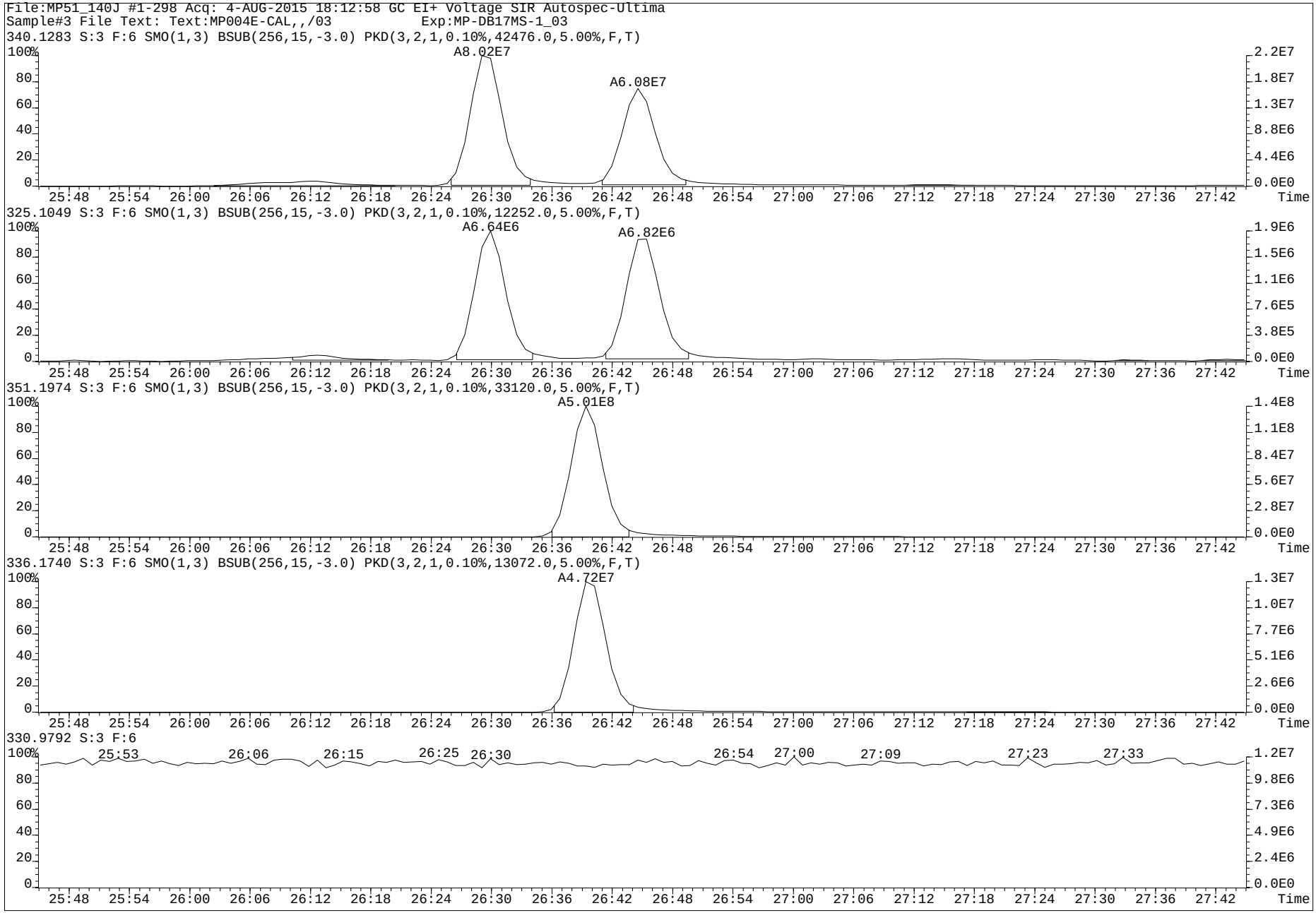
File:MP51_140J #1-298 Acq: 4-AUG-2015 18:12:58 GC EI+ Voltage SIR Autospec-Ultima
Sample#3 File Text: Text:MP004E-CAL,,/03 Exp:MP-DB17MS-1_03
340.1283 S:3 F:6 SMO(1,3) BSUB(256,15,-3.0) PKD(3,2,1,0.10%,42476.0,5.00%,F,T)
A8.02E7
A6.08E7
325.1049 S:3 F:6 SMO(1,3) BSUB(256,15,-3.0) PKD(3,2,1,0.10%,12252.0,5.00%,F,T)
A6.64E6
A6.82E6
351.1974 S:3 F:6 SMO(1,3) BSUB(256,15,-3.0) PKD(3,2,1,0.10%,33120.0,5.00%,F,T)
A5.01E8
336.1740 S:3 F:6 SMO(1,3) BSUB(256,15,-3.0) PKD(3,2,1,0.10%,13072.0,5.00%,F,T)
A4.72E7
330.9792 S:3 F:6
Time

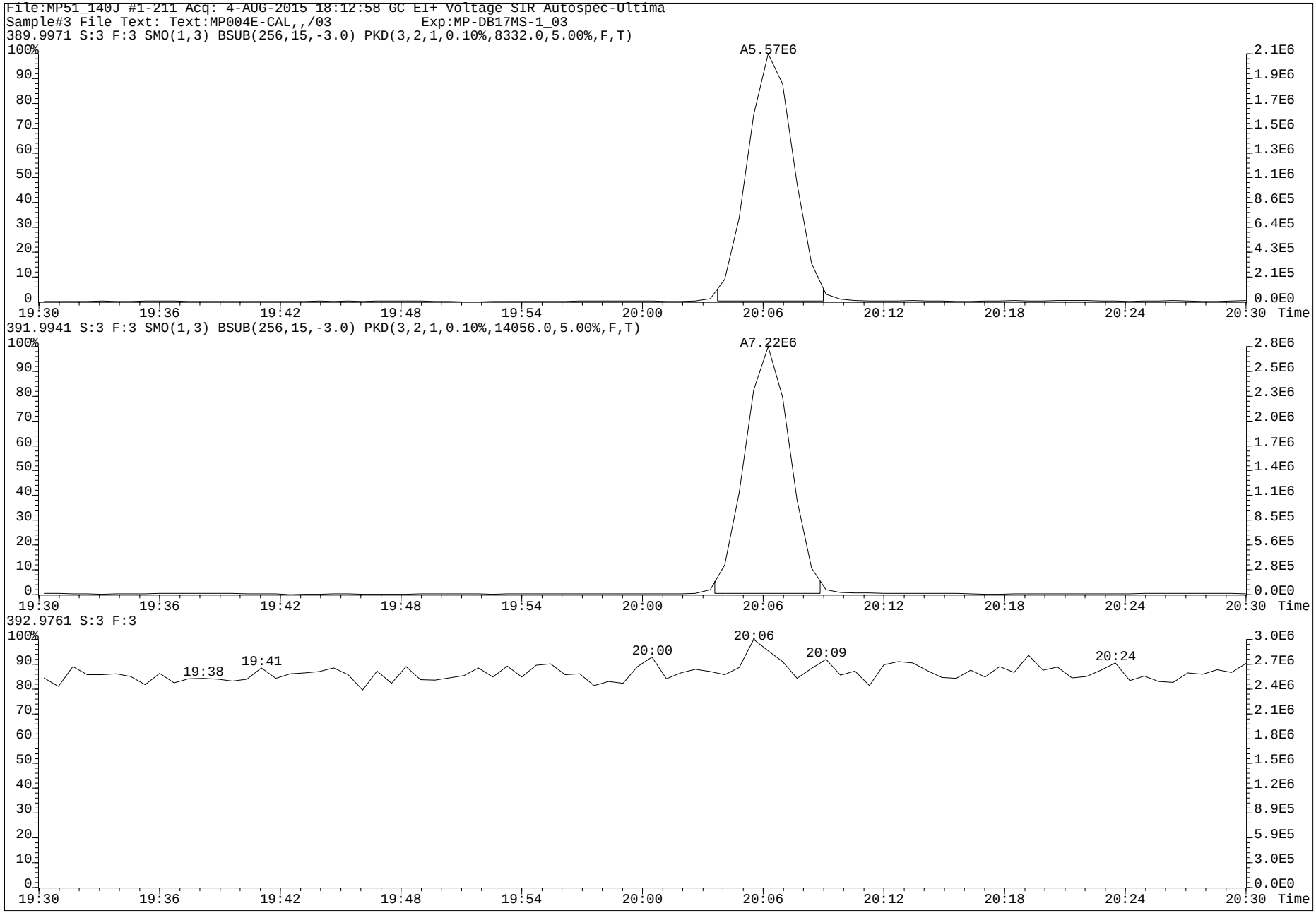
File:MP51_140J #1-211 Acq: 4-AUG-2015 18:12:58 GC EI+ Voltage SIR Autospec-Ultima
Sample#3 File Text: Text:MP004E-CAL,,/03 Exp:MP-DB17MS-1_03
389.9971 S:3 F:3 SMO(1,3) BSUB(256,15,-3.0) PKD(3,2,1,0.10%,8332.0,5.00%,F,T)
A5.57E6
391.9941 S:3 F:3 SMO(1,3) BSUB(256,15,-3.0) PKD(3,2,1,0.10%,14056.0,5.00%,F,T)
A7.22E6
392.9761 S:3 F:3
19:38
19:41
20:00
20:06
20:09
20:24
Time

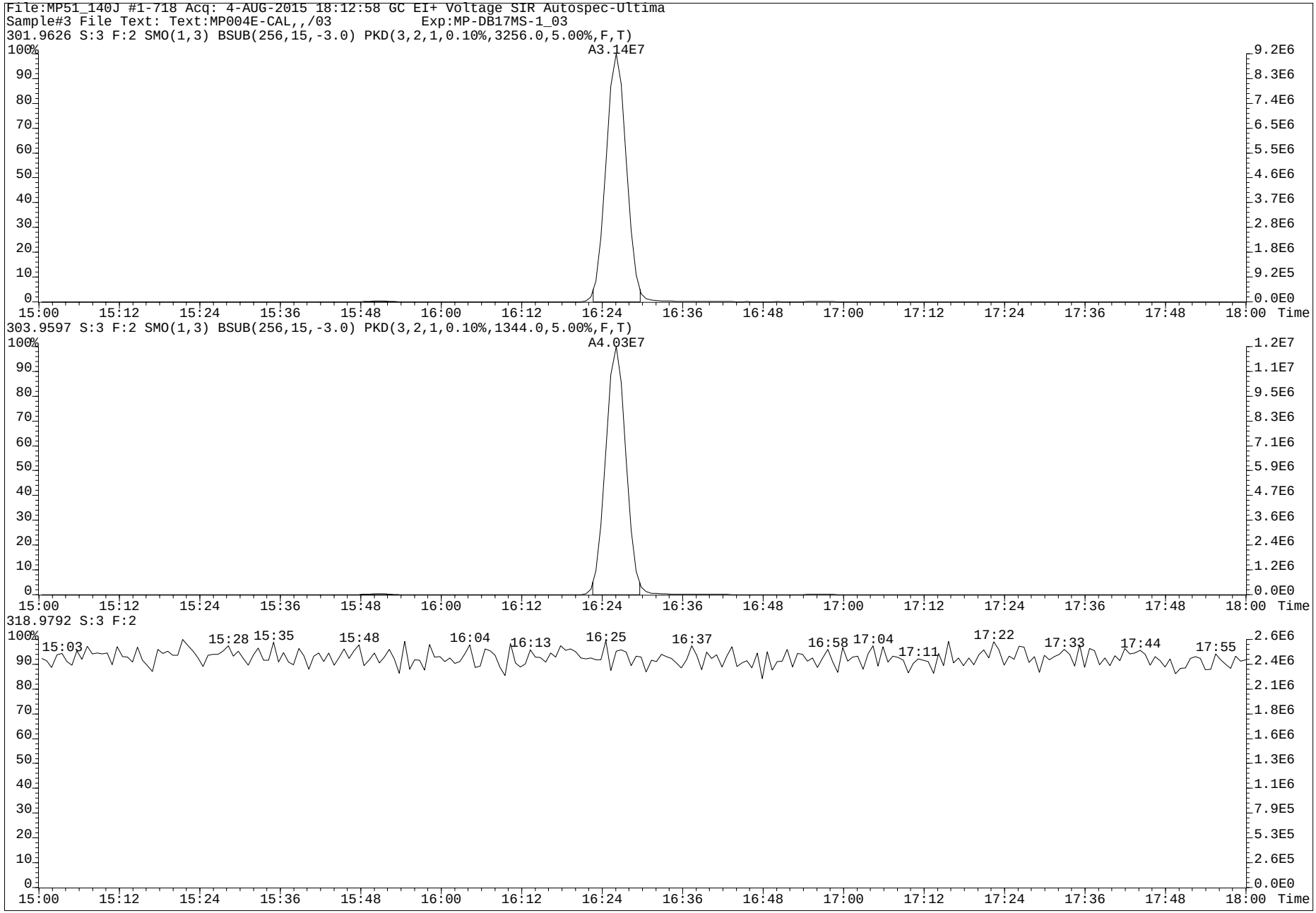
File:MP51_140J #1-718 Acq: 4-AUG-2015 18:12:58 GC EI+ Voltage SIR Autospec-Ultima
Sample#3 File Text: Text:MP004E-CAL,,/03 Exp:MP-DB17MS-1_03
301.9626 S:3 F:2 SMO(1,3) BSUB(256,15,-3.0) PKD(3,2,1,0.10%,3256.0,5.00%,F,T)
A3.14E7
303.9597 S:3 F:2 SMO(1,3) BSUB(256,15,-3.0) PKD(3,2,1,0.10%,1344.0,5.00%,F,T)
A4.03E7
318.9792 S:3 F:2
15:03
15:28
15:35
15:48
16:04
16:13
16:25
16:37
16:58
17:04
17:11
17:22
17:33
17:44
17:55
Time

www.axysanalytical.com

Experiment : MP-DB17MS-1_03
GC Program : MP-DB17MS-1_01
Column type : DB17-MS
Serial # : US8631163H/US5
kPa : 386
Vol injected: 2.0uL
PMT Voltage : 399

Temps -source: 250
-s reav: 160
-re_ent: 270
-cap_1 : 270
-cap_2 : 270

Tune : XX/MO
List : VR/MO
Check :
LIMS :
Logfile:

Date -list : 05-AUG-2015
-liner : 05-AUG-2015
-septum: 05-AUG-2015
-guard : 60cm 05-AUG-2015
-column: NEW 31-JUL-2015
-t line: NEW 31-JUL-2015

#	Data file	S	V	Sample Text	Comments	Acquisition Date/Time
1	MP51_141C	1	1	MP004E-CAL,,/03	1,,2.0uL CS-5/Cal	5-AUG-15 18:21:30
2	MP51_141C	2	2	MP004E-CAL,,/03	1,,2.0uL CS-5/Cal	5-AUG-15 18:55:37
3	MP51_141C	3	3	Toluene,,	1,,1.0uL	5-AUG-15 19:30:28
4	MP51_141C	4	4	Toluene,,	1,,1.0uL	5-AUG-15 20:04:36
5	MP51_141C	5	5	L23368-2,N,	10,WG51828,2.0/200uL	5-AUG-15 20:38:47
6	MP51_141C	6	6	L23367-13,N,	10,WG51828,2.0/200uL	5-AUG-15 21:12:52
7	MP51_141C	7	7	MP004E-CAL,,/03	1,,2.0uL CS-5/Cal	5-AUG-15 21:47:01
8	MP51_141C	8	8	MP004E-CAL,,/03	1,,2.0uL CS-5/Cal	5-AUG-15 22:21:12
9	MP51_141C	9	9	Toluene,,	1,,1.0uL	5-AUG-15 22:55:18
10	MP51_141C	10	10	Toluene,,	1,,1.0uL	5-AUG-15 23:29:23
11	MP51_141C	11	11	L23368-7,N,	20,WG51889,2.0/200uL	6-AUG-15 00:03:32
12	MP51_141C	12	12	L23368-17,N,	40,WG51889,2.0/400uL	6-AUG-15 00:37:36
13	MP51_141C	13	13	L23368-18,N,	40,WG51889,2.0/400uL	6-AUG-15 01:11:47
14	MP51_141C	14	14	MP004E-CAL,,/03	1,,1.0uL Cal	6-AUG-15 01:45:57
15	MP51_141C	15	15	MP004E-CAL,,/03	1,,1.0uL Cal	6-AUG-15 08:19:15
16	MP51_141C	16	16	Toluene,,	1,,1.0uL	6-AUG-15 08:53:21
17	MP51_141C	17	17	Toluene,,	1,,1.0uL	6-AUG-15 09:27:25
18	MP51_141C	18	18	L23368-14,N,	10,WG51889,2.0/200uL	6-AUG-15 10:01:35
19	MP51_141C	19	19	L23368-13,N,	10,WG51889,2.0/200uL	6-AUG-15 10:35:44
20	MP51_141C	20	20	L23368-12,N,	10,WG51889,2.0/200uL	6-AUG-15 11:09:54
21	MP51_141C	21	21	L23368-11,N,	10,WG51889,2.0/200uL	6-AUG-15 11:44:02
22	MP51_141C	22	22	L23368-10,N,	10,WG51889,2.0/200uL	6-AUG-15 12:18:08
23	MP51_141C	23	23	L23368-9,N,	10,WG51889,2.0/200uL	6-AUG-15 12:52:13
24	MP51_141C	24	24	L23368-8,N,	10,WG51889,2.0/200uL	6-AUG-15 13:26:24
25	MP51_141C	25	25	MP004E-CAL,,/03	1,,1.0uL Cal	6-AUG-15 14:00:30
26	MP51_141C	26	26	MP004E-CAL,,/03	1,,1.0uL Cal	6-AUG-15 14:34:38
27	MP51_141C	27	27	Toluene,,	1,,1.0uL	6-AUG-15 15:21:55
28	MP51_141C	28	28	Toluene,,	1,,1.0uL	6-AUG-15 15:56:00
29	MP51_141C	29	29	L23367-11,WI4,	4,WG51828,2.0/800uL	6-AUG-15 16:30:10
30	MP51_141C	30	30	L23367-17,NI2,	20,WG51828,2.0/400uL	6-AUG-15 17:04:22
31	MP51_141C	31	31	MP004E-CAL,,/03	1,,1.0uL Cal	6-AUG-15 17:38:32
32	MP51_141C	32	32	MP004E-CAL,,/03	1,,1.0uL Cal	6-AUG-15 18:12:45

www.axysanalytical.com

Run #10 Filename MP51_141C S: 26 I: 1 Acquired: 6-AUG-15 14:34:38 Processed: 6-AUG-15 16:50:22
Run: mp51_141C-D Analyte: MP-DB17-C06 Cal: mp51_140J-8A Results: MP51_141C-D Version: V3.6 6-JAN-2000 17:51:42
Sample text: MP004E-CAL,,/03 Comments: 1,,2.0uL CS-5/Cal
sample size: 1.000000 conc units: ng/mL total toxicity: 80.69 F1: 10.0000 F2: 1.0000

	Typ	Name	#Hom	Resp	RA		RT	Conc	Tox #1	DL	Rec	M?
1	Unk	1-OH-Naphthalene	1	5.08e+08	1.12	n	8:07	203.569	20	0.2782	-	n
2	Unk	1-OH-Pyrene	1	4.95e+08	4.64	n	20:46	214.314	21	0.1811	-	n
3	Unk	3-OH-Chrysene	1	1.31e+08	2.82	n	23:02	47.892	5	0.0776	-	n
4	Unk	3-OH-Benz[a]anthracene	1	1.64e+08	2.90	n	23:13	50.960	25	0.0640	-	n
5	Unk	7,8-OH-Benzo[a]pyrene-C	0	*	*	n	NotFnd	*	*	*	-	n
6	Unk	7,8-OH-Benzo[a]pyrene-T	0	*	*	n	NotFnd	*	*	*	-	n
7	Unk	7,8-OH-Benzo[a]pyrene-3	0	*	*	n	NotFnd	*	*	*	-	n
8	Unk	9-OH-Benzo[a]pyrene	1	6.68e+07	9.80	n	26:28	38.760	4	0.9138	-	n
9	Unk	3-OH-Benzo[a]pyrene	1	5.11e+07	7.42	n	26:43	47.527	5	1.9480	-	n
10	Unk	7,8-OH-Benzo[a]pyrene-4	0	*	*	n	NotFnd	*	*	*	-	n
11	IS	13C6-1-OH-Naphthalene	1	5.62e+08	1.08	n	8:07	297.148	-	0.4575	118.9	n
12	IS	13C6-1-OH-Pyrene	1	6.06e+08	4.79	n	20:46	243.655	-	0.2091	97.5	n
13	IS	13C6-1-OH-BAA	1	8.85e+08	3.39	n	22:29	232.713	-	0.0637	92.3	n
14	IS	13C6-3-OH-Chrysene	1	9.25e+08	2.79	n	23:02	238.341	-	0.0625	94.4	n
15	IS	D11-3-OH-Benzo[a]pyrene	1	4.59e+08	9.09	n	26:37	192.944	-	0.2785	77.5	n
16	IS	13C-CL4-OH-PCB-79	1	1.35e+07	0.75	y	20:05	51.502	-	0.6059	103.0	n
17	IS	13C-CL4-PCB-79	0	*	*	n	NotFnd	*	-	*	Div0	n
18	RS	13C-CL4-PCB-81	1	7.30e+07	0.78	y	16:24	58.410	-	-	-	n
19	Tot	Fn1 Lock	-	-			-	-	-	-	-	n
20	Tot	Fn2 Lock	-	-			-	-	-	-	-	n
21	Tot	Fn3 Lock	-	-			-	-	-	-	-	n
22	Tot	Fn4 Lock	-	-			-	-	-	-	-	n
23	Tot	Fn4 Lock	-	-			-	-	-	-	-	n
24	Tot	Fn5 Lock	-	-			-	-	-	-	-	n
25	Tot	Fn6 Lock	-	-			-	-	-	-	-	n

PV AS 8-AUG-2015

SV hy mw
12 - Aug-2015

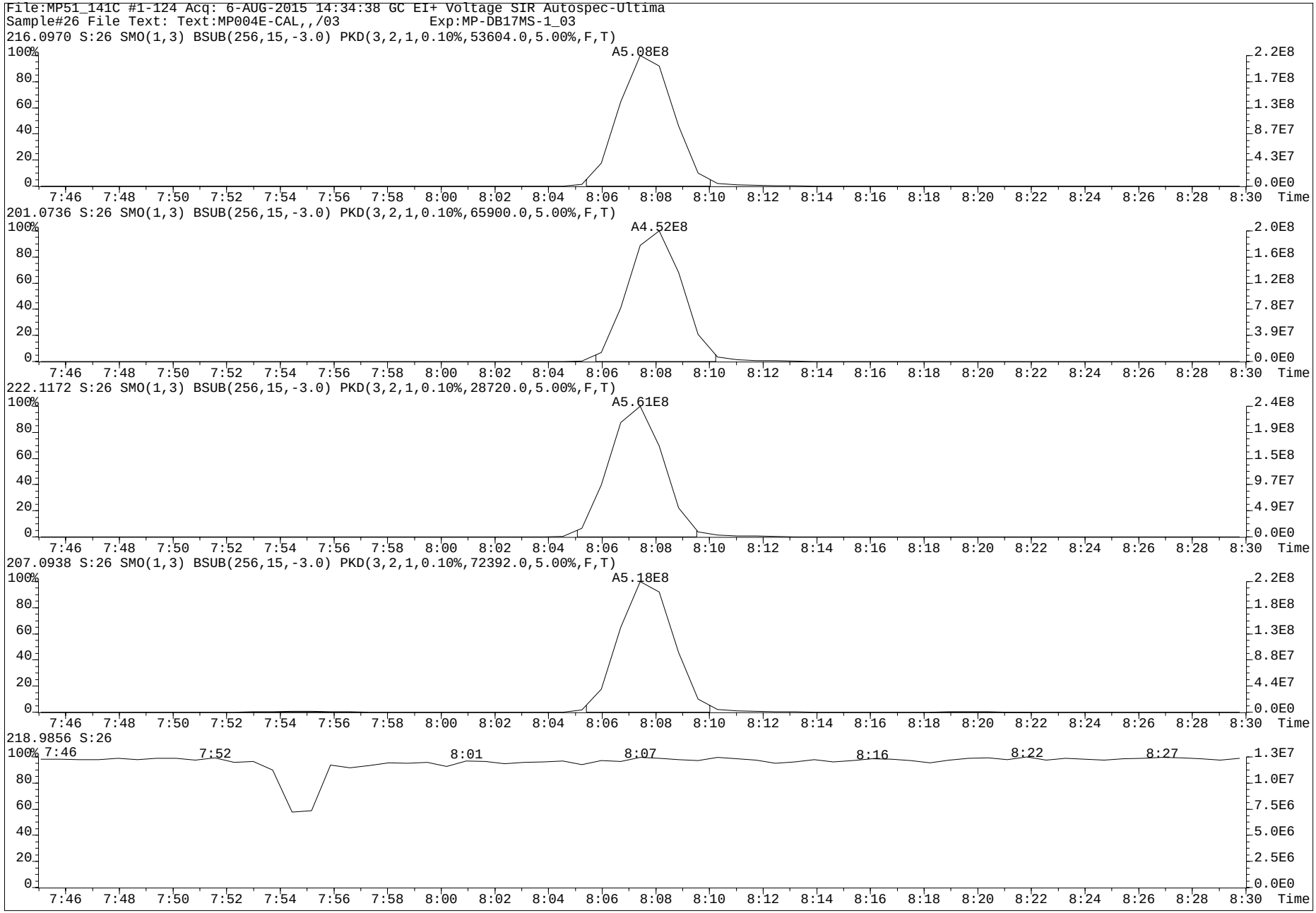
File:MP51_141C #1-124 Acq: 6-AUG-2015 14:34:38 GC EI+ Voltage SIR Autospec-Ultima
Sample#26 File Text: Text:MP004E-CAL,,/03 Exp:MP-DB17MS-1_03
216.0970 S:26 SMO(1,3) BSUB(256,15,-3.0) PKD(3,2,1,0.10%,53604.0,5.00%,F,T)
A5.08E8
201.0736 S:26 SMO(1,3) BSUB(256,15,-3.0) PKD(3,2,1,0.10%,65900.0,5.00%,F,T)
A4.52E8
222.1172 S:26 SMO(1,3) BSUB(256,15,-3.0) PKD(3,2,1,0.10%,28720.0,5.00%,F,T)
A5.61E8
207.0938 S:26 SMO(1,3) BSUB(256,15,-3.0) PKD(3,2,1,0.10%,72392.0,5.00%,F,T)
A5.18E8
218.9856 S:26
7:46 7:52 8:01 8:07 8:16 8:22 8:27
Time

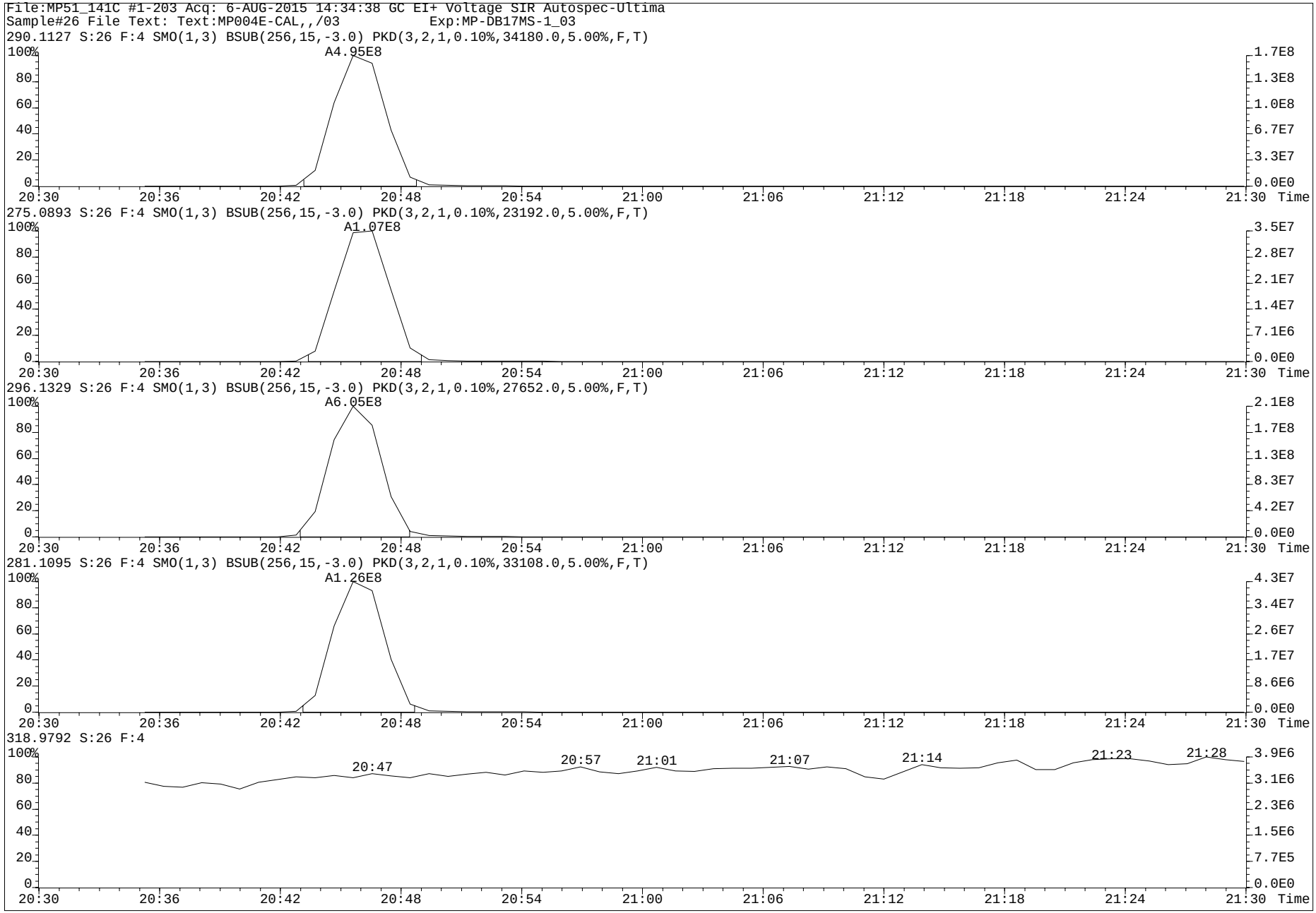
File:MP51_141C #1-203 Acq: 6-AUG-2015 14:34:38 GC EI+ Voltage SIR Autospec-Ultima
Sample#26 File Text: Text:MP004E-CAL,,/03 Exp:MP-DB17MS-1_03
290.1127 S:26 F:4 SMO(1,3) BSUB(256,15,-3.0) PKD(3,2,1,0.10%,34180.0,5.00%,F,T)
A4.95E8
275.0893 S:26 F:4 SMO(1,3) BSUB(256,15,-3.0) PKD(3,2,1,0.10%,23192.0,5.00%,F,T)
A1.07E8
296.1329 S:26 F:4 SMO(1,3) BSUB(256,15,-3.0) PKD(3,2,1,0.10%,27652.0,5.00%,F,T)
A6.05E8
281.1095 S:26 F:4 SMO(1,3) BSUB(256,15,-3.0) PKD(3,2,1,0.10%,33108.0,5.00%,F,T)
A1.26E8
318.9792 S:26 F:4
20:47
20:57
21:01
21:07
21:14
21:23
21:28
Time

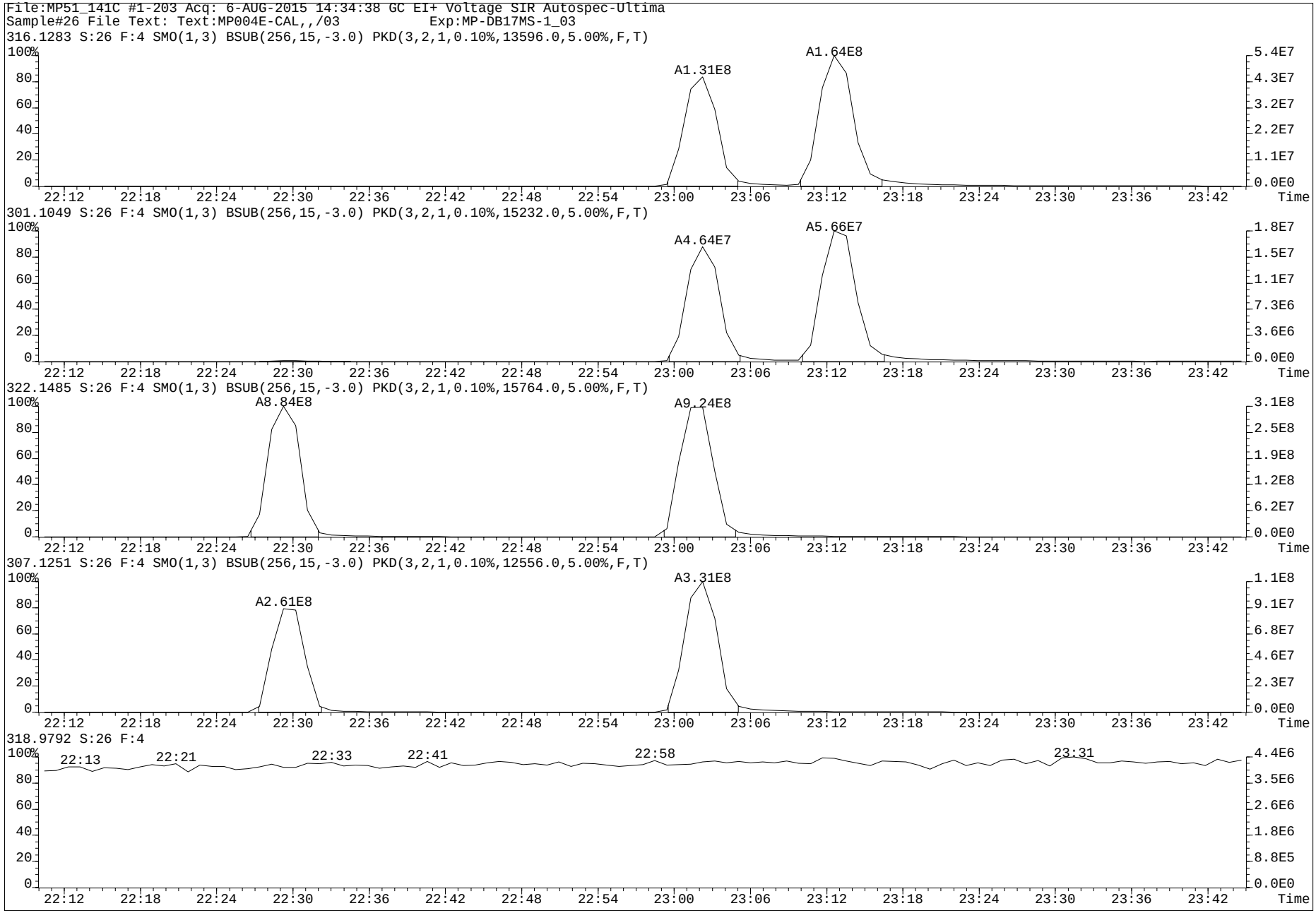
File:MP51_141C #1-203 Acq: 6-AUG-2015 14:34:38 GC EI+ Voltage SIR Autospec-Ultima
Sample#26 File Text: Text:MP004E-CAL,,/03 Exp:MP-DB17MS-1_03
316.1283 S:26 F:4 SMO(1,3) BSUB(256,15,-3.0) PKD(3,2,1,0.10%,13596.0,5.00%,F,T)
A1.31E8
A1.64E8
301.1049 S:26 F:4 SMO(1,3) BSUB(256,15,-3.0) PKD(3,2,1,0.10%,15232.0,5.00%,F,T)
A4.64E7
A5.66E7
322.1485 S:26 F:4 SMO(1,3) BSUB(256,15,-3.0) PKD(3,2,1,0.10%,15764.0,5.00%,F,T)
A8.84E8
A9.24E8
307.1251 S:26 F:4 SMO(1,3) BSUB(256,15,-3.0) PKD(3,2,1,0.10%,12556.0,5.00%,F,T)
A2.61E8
A3.31E8
318.9792 S:26 F:4
22:13
22:21
22:33
22:41
22:58
23:31
Time

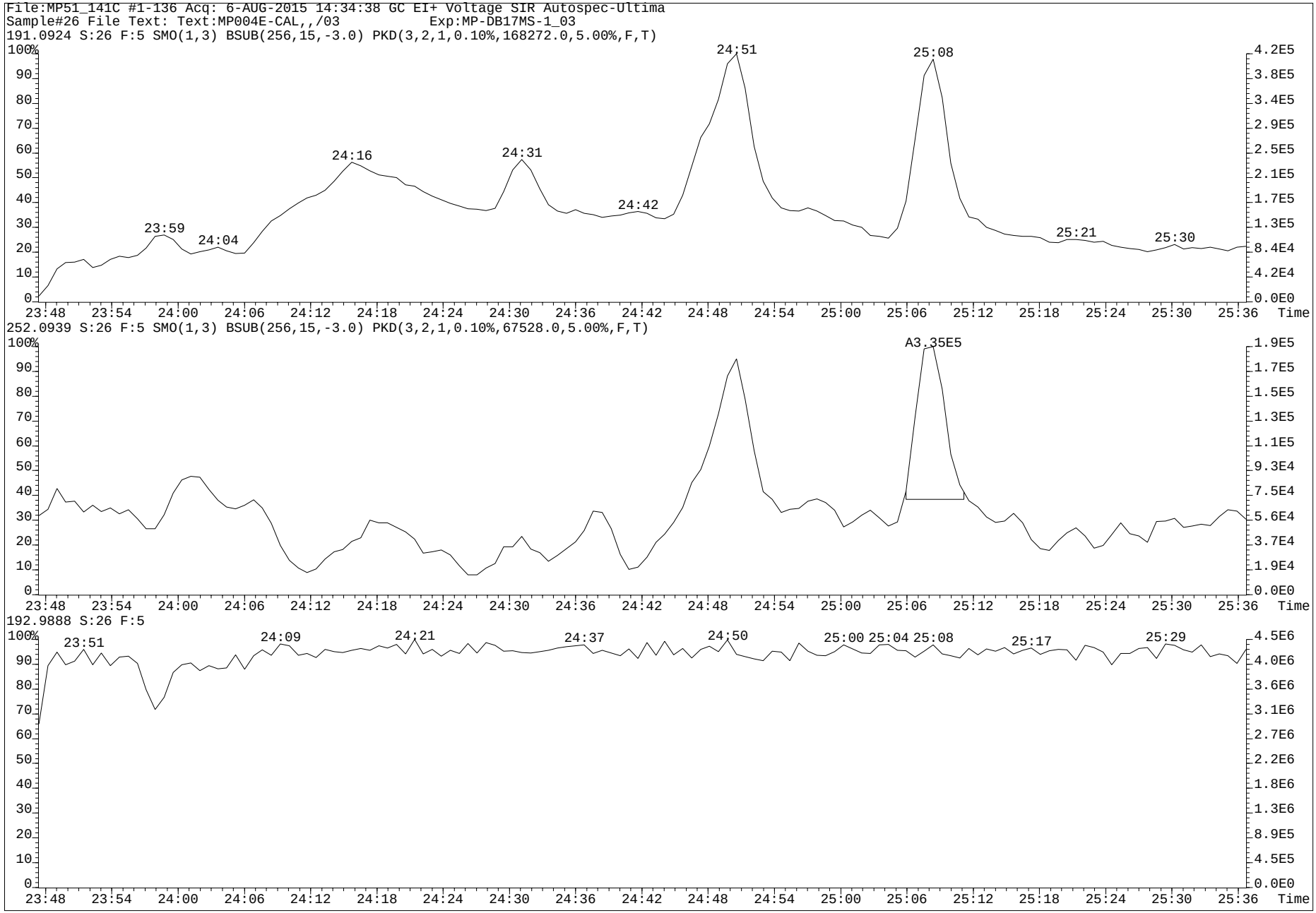
File:MP51_141C #1-136 Acq: 6-AUG-2015 14:34:38 GC EI+ Voltage SIR Autospec-Ultima
Sample#26 File Text: Text:MP004E-CAL,,/03 Exp:MP-DB17MS-1_03
191.0924 S:26 F:5 SMO(1,3) BSUB(256,15,-3.0) PKD(3,2,1,0.10%,168272.0,5.00%,F,T)
23:59
24:04
24:16
24:31
24:42
24:51
25:08
25:21
25:30
252.0939 S:26 F:5 SMO(1,3) BSUB(256,15,-3.0) PKD(3,2,1,0.10%,67528.0,5.00%,F,T)
A3.35E5
192.9888 S:26 F:5
23:51
24:09
24:21
24:37
24:50
25:00
25:04
25:08
25:17
25:29
Time

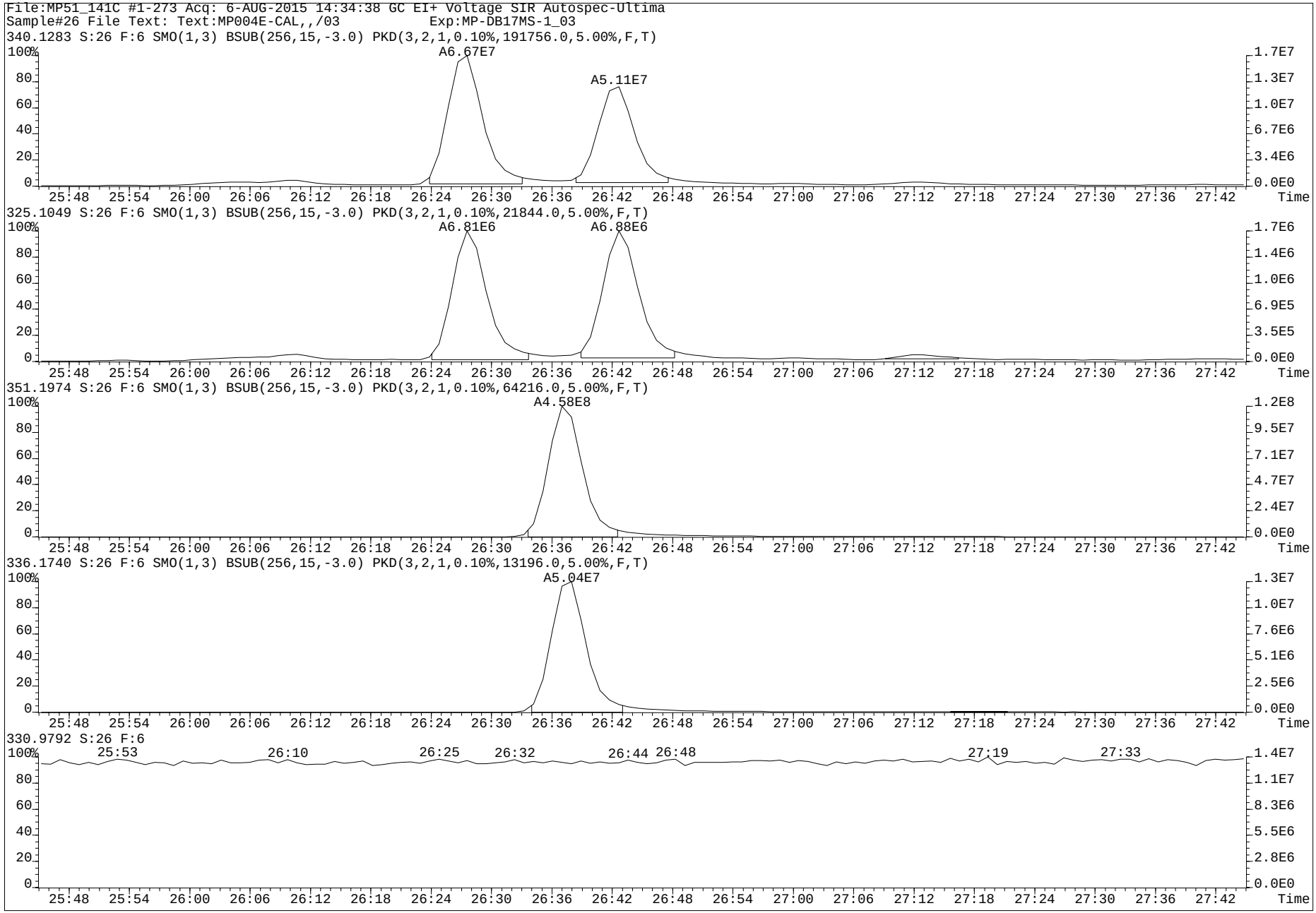
File:MP51_141C #1-273 Acq: 6-AUG-2015 14:34:38 GC EI+ Voltage SIR Autospec-Ultima
Sample#26 File Text: Text:MP004E-CAL,,/03 Exp:MP-DB17MS-1_03
340.1283 S:26 F:6 SMO(1,3) BSUB(256,15,-3.0) PKD(3,2,1,0.10%,191756.0,5.00%,F,T)
A6.67E7
A5.11E7
325.1049 S:26 F:6 SMO(1,3) BSUB(256,15,-3.0) PKD(3,2,1,0.10%,21844.0,5.00%,F,T)
A6.81E6
A6.88E6
351.1974 S:26 F:6 SMO(1,3) BSUB(256,15,-3.0) PKD(3,2,1,0.10%,64216.0,5.00%,F,T)
A4.58E8
336.1740 S:26 F:6 SMO(1,3) BSUB(256,15,-3.0) PKD(3,2,1,0.10%,13196.0,5.00%,F,T)
A5.04E7
330.9792 S:26 F:6
25:53
26:10
26:25
26:32
26:44
26:48
27:19
27:33
Time

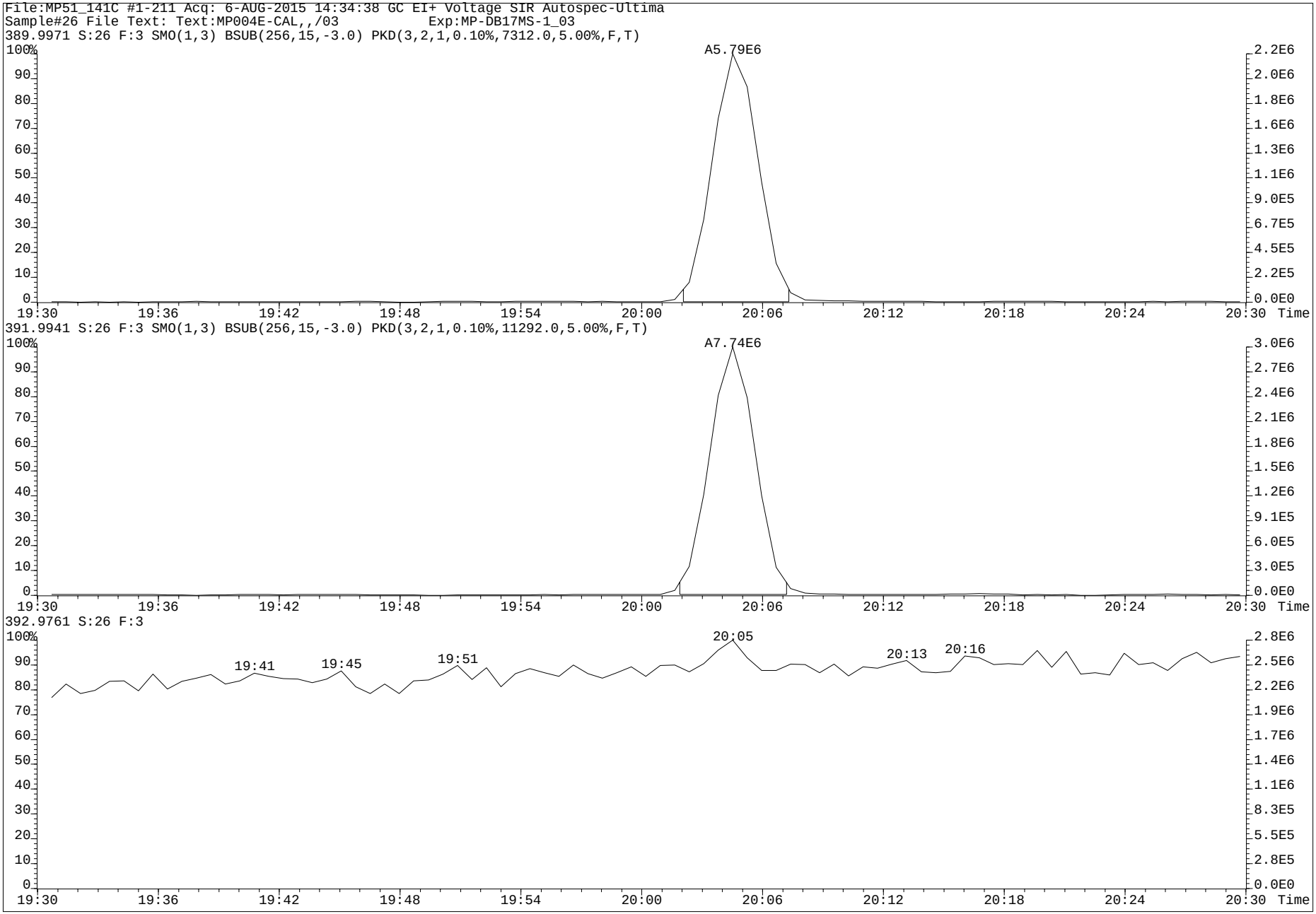
File:MP51_141C #1-211 Acq: 6-AUG-2015 14:34:38 GC EI+ Voltage SIR Autospec-Ultima
Sample#26 File Text: Text:MP004E-CAL,,/03 Exp:MP-DB17MS-1_03
389.9971 S:26 F:3 SMO(1,3) BSUB(256,15,-3.0) PKD(3,2,1,0.10%,7312.0,5.00%,F,T)
A5.79E6
391.9941 S:26 F:3 SMO(1,3) BSUB(256,15,-3.0) PKD(3,2,1,0.10%,11292.0,5.00%,F,T)
A7.74E6
392.9761 S:26 F:3
19:41
19:45
19:51
20:05
20:13
20:16
Time

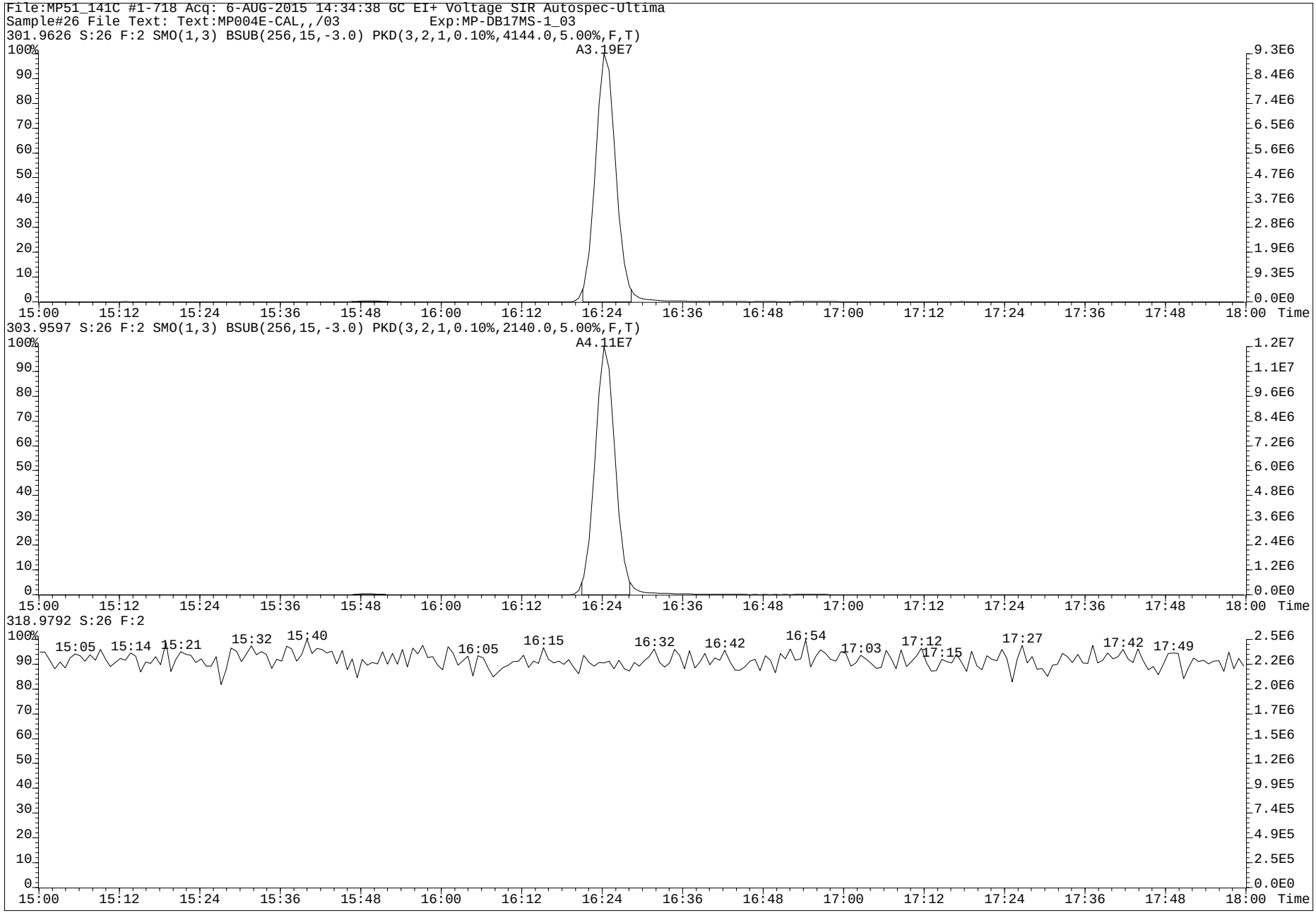
File:MP51_141C #1-718 Acq: 6-AUG-2015 14:34:38 GC EI+ Voltage SIR Autospec-Ultima
Sample#26 File Text: Text:MP004E-CAL,,/03 Exp:MP-DB17MS-1_03
301.9626 S:26 F:2 SMO(1,3) BSUB(256,15,-3.0) PKD(3,2,1,0.10%,4144.0,5.00%,F,T)
A3.19E7
303.9597 S:26 F:2 SMO(1,3) BSUB(256,15,-3.0) PKD(3,2,1,0.10%,2140.0,5.00%,F,T)
A4.11E7
318.9792 S:26 F:2
15:05 15:14 15:21 15:32 15:40 16:05 16:15 16:32 16:42 16:54 17:03 17:12 17:15 17:27 17:42 17:49
15:00 15:12 15:24 15:36 15:48 16:00 16:12 16:24 16:36 16:48 17:00 17:12 17:24 17:36 17:48 18:00 Time

www.axysanalytical.com

Experiment : MP-DB17MS-1_03
GC Program : MP-DB17MS-1_01
Column type : DB17-MS
Serial # : US8631163H/US5
kPa : 386
Vol injected: 2.0uL
PMT Voltage : 399

Temps -source: 250
-s resv: 200
-re_ent: 270
-cap_1 : 270
-cap_2 : 270

Tune : XX/MO
List : VR
Check :
LIMS :
Logfile:

Date -list : 07-AUG-2015
-liner : 05-AUG-2015
-septum: 05-AUG-2015
-guard : 60cm 05-AUG-2015
-column: NEW 31-JUL-2015
-t line: NEW 31-JUL-2015

#	Data file	S	V	Sample Text	Comments	Acquisition Date/Time
1	MP51_142D	1	1	MP004E-CAL,,/03	1,,2.0uL CS-5/Cal	7-AUG-15 20:54:56
2	MP51_142D	2	2	MP004E-CAL,,/03	1,,2.0uL CS-5/Cal	7-AUG-15 21:29:00
3	MP51_142D	3	3	Toluene,,	1,,1.0uL	7-AUG-15 22:03:10
4	MP51_142D	4	4	Toluene,,	1,,1.0uL	7-AUG-15 22:37:22
5	MP51_142D	5	5	L23368-2,NL,	10,WG51828,2.0/200uL	7-AUG-15 23:11:32
6	MP51_142D	6	6	L23367-13,NL,	10,WG51828,2.0/200uL	7-AUG-15 23:45:41
7	MP51_142D	7	7	L23368-12,NL,	10,WG51889,2.0/200uL	8-AUG-15 00:19:51
8	MP51_142D	8	8	L23368-8,NL,	10,WG51889,2.0/200uL	8-AUG-15 00:54:02
9	MP51_142D	9	9	MP004E-CAL,,/03	1,,1.0uL Cal	8-AUG-15 01:28:14
10	MP51_142D	10	10	MP004E-CAL,,/03	1,,1.0uL Cal	8-AUG-15 07:36:04

www.axysanalytical.com

Run #10 Filename MP51_142D S: 2 I: 1 Acquired: 7-AUG-15 21:29:00 Processed: 8-AUG-15 09:54:32
Run: mp51_142d-a Analyte: mp-db17-c06 Cal: mp51_140j-8a Results: mp51_142d-a Version: V3.6 6-JAN-2000 17:51:42
Sample text: MP004E-CAL,,/03 Comments: 1,,2.0uL CS-5/Cal
sample size: 1.000000 conc units: ng/mL total toxicity: 79.63 F1: 10.0000 F2: 1.0000

	Typ	Name	#Hom	Resp	RA		RT	Conc	Tox #1	DL	Rec	M?
1	Unk	1-OH-Naphthalene	1	6.27e+08	1.10	n	8:08	203.700	20	0.1474	-	n
2	Unk	1-OH-Pyrene	1	4.78e+08	4.45	n	20:47	212.620	21	0.1599	-	n
3	Unk	3-OH-Chrysene	1	1.23e+08	2.78	n	23:03	48.549	5	0.0594	-	n
4	Unk	3-OH-Benz[a]anthracene	1	1.47e+08	2.87	n	23:14	49.008	25	0.0493	-	n
5	Unk	7,8-OH-Benzo[a]pyrene-C	0	*	*	n	NotFnd	*	*	*	-	n
6	Unk	7,8-OH-Benzo[a]pyrene-T	1	7.65e+05	2.97	n	25:09	*	*	*	-	n
7	Unk	7,8-OH-Benzo[a]pyrene-3	1	2.32e+06	7.14	n	26:11	*	*	*	-	n
8	Unk	9-OH-Benzo[a]pyrene	1	5.77e+07	9.62	n	26:28	36.089	4	0.5480	-	y
9	Unk	3-OH-Benzo[a]pyrene	1	4.53e+07	7.09	n	26:43	50.288	5	1.2953	-	y
10	Unk	7,8-OH-Benzo[a]pyrene-4	0	*	*	n	NotFnd	*	*	*	-	n
11	IS	13C6-1-OH-Naphthalene	1	6.92e+08	1.05	n	8:08	303.126	-	0.5160	121.3	n
12	IS	13C6-1-OH-Pyrene	1	5.89e+08	4.49	n	20:47	196.099	-	0.1637	78.4	n
13	IS	13C6-1-OH-BAA	1	8.25e+08	3.27	n	22:30	179.686	-	0.0457	71.3	n
14	IS	13C6-3-OH-Chrysene	1	8.57e+08	2.70	n	23:02	183.022	-	0.0448	72.5	y
15	IS	D11-3-OH-Benzo[a]pyrene	1	3.84e+08	8.79	n	26:38	133.866	-	0.1476	53.8	n
16	IS	13C-CL4-OH-PCB-79	1	1.45e+07	0.77	y	20:05	45.641	-	0.4979	91.3	n
17	IS	13C-CL4-PCB-79	0	*	*	n	NotFnd	*	-	*	Div0	n
18	RS	13C-CL4-PCB-81	1	8.81e+07	0.77	y	16:25	70.519	-	-	-	n
19	Tot	Fn1 Lock	-	-			-	-	-	-	-	n
20	Tot	Fn2 Lock	-	-			-	-	-	-	-	n
21	Tot	Fn3 Lock	-	-			-	-	-	-	-	n
22	Tot	Fn4 Lock	-	-			-	-	-	-	-	n
23	Tot	Fn4 Lock	-	-			-	-	-	-	-	n
24	Tot	Fn5 Lock	-	-			-	-	-	-	-	n
25	Tot	Fn6 Lock	-	-			-	-	-	-	-	n

PV AS 8-AUG-2015

SR by MW
12-Aug-2015

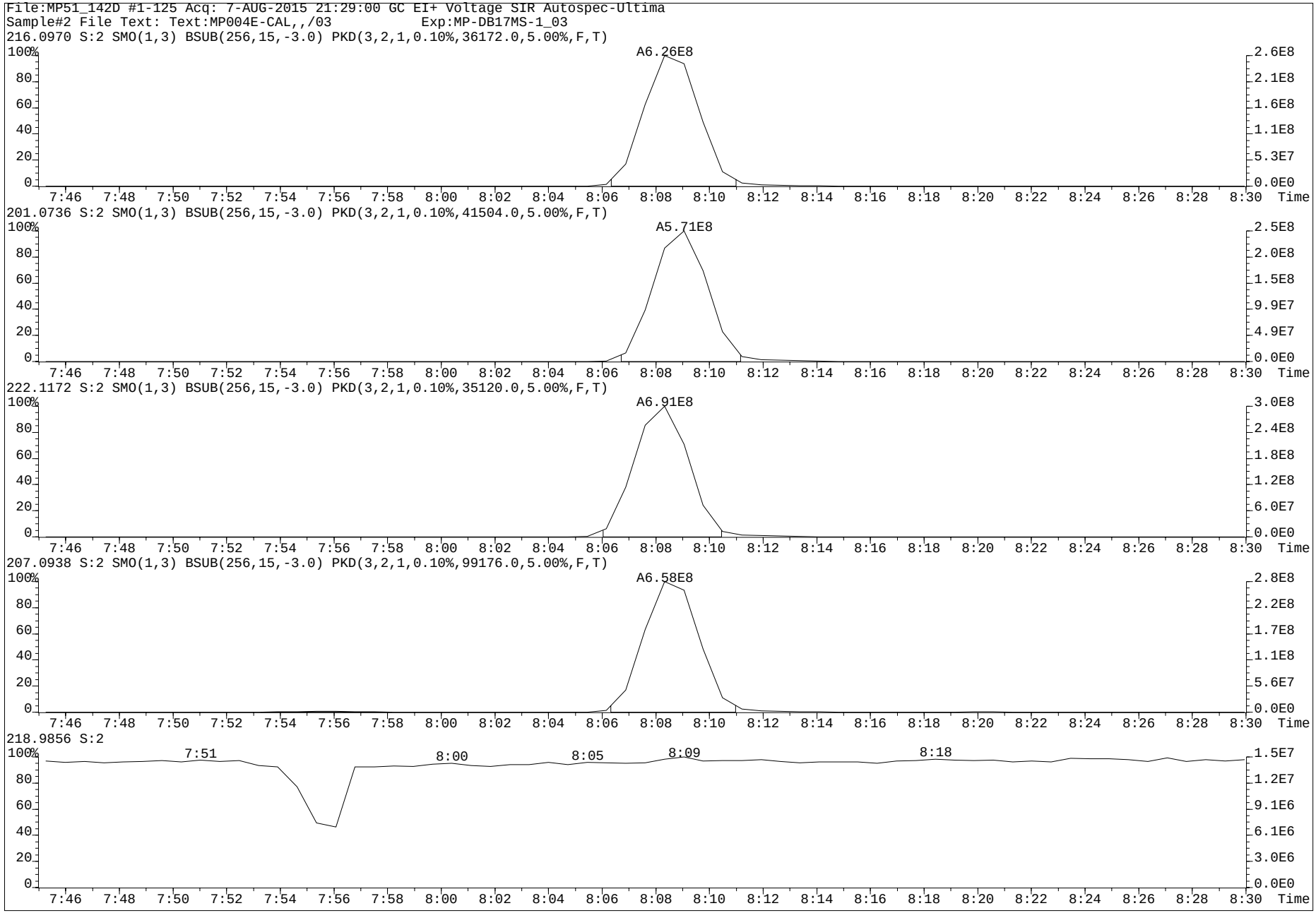
File:MP51_142D #1-125 Acq: 7-AUG-2015 21:29:00 GC EI+ Voltage SIR Autospec-Ultima
Sample#2 File Text: Text:MP004E-CAL,,/03 Exp:MP-DB17MS-1_03
216.0970 S:2 SMO(1,3) BSUB(256,15,-3.0) PKD(3,2,1,0.10%,36172.0,5.00%,F,T)
A6.26E8
201.0736 S:2 SMO(1,3) BSUB(256,15,-3.0) PKD(3,2,1,0.10%,41504.0,5.00%,F,T)
A5.71E8
222.1172 S:2 SMO(1,3) BSUB(256,15,-3.0) PKD(3,2,1,0.10%,35120.0,5.00%,F,T)
A6.91E8
207.0938 S:2 SMO(1,3) BSUB(256,15,-3.0) PKD(3,2,1,0.10%,99176.0,5.00%,F,T)
A6.58E8
218.9856 S:2
7:51
8:00
8:05
8:09
8:18
Time

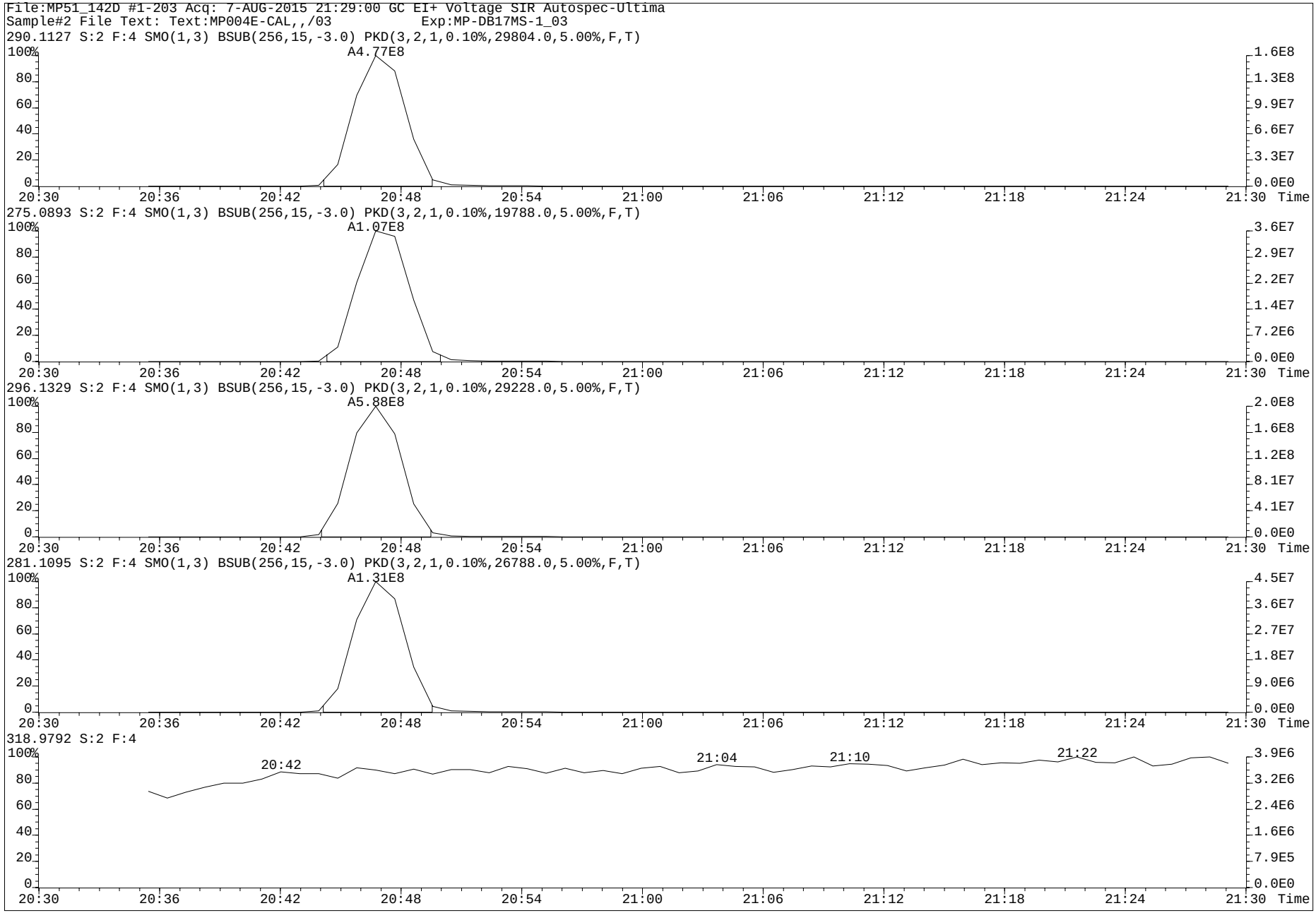
File:MP51_142D #1-203 Acq: 7-AUG-2015 21:29:00 GC EI+ Voltage SIR Autospec-Ultima
Sample#2 File Text: Text:MP004E-CAL,,/03 Exp:MP-DB17MS-1_03
290.1127 S:2 F:4 SMO(1,3) BSUB(256,15,-3.0) PKD(3,2,1,0.10%,29804.0,5.00%,F,T)
A4.77E8
275.0893 S:2 F:4 SMO(1,3) BSUB(256,15,-3.0) PKD(3,2,1,0.10%,19788.0,5.00%,F,T)
A1.07E8
296.1329 S:2 F:4 SMO(1,3) BSUB(256,15,-3.0) PKD(3,2,1,0.10%,29228.0,5.00%,F,T)
A5.88E8
281.1095 S:2 F:4 SMO(1,3) BSUB(256,15,-3.0) PKD(3,2,1,0.10%,26788.0,5.00%,F,T)
A1.31E8
318.9792 S:2 F:4
20:42
21:04
21:10
21:22
Time

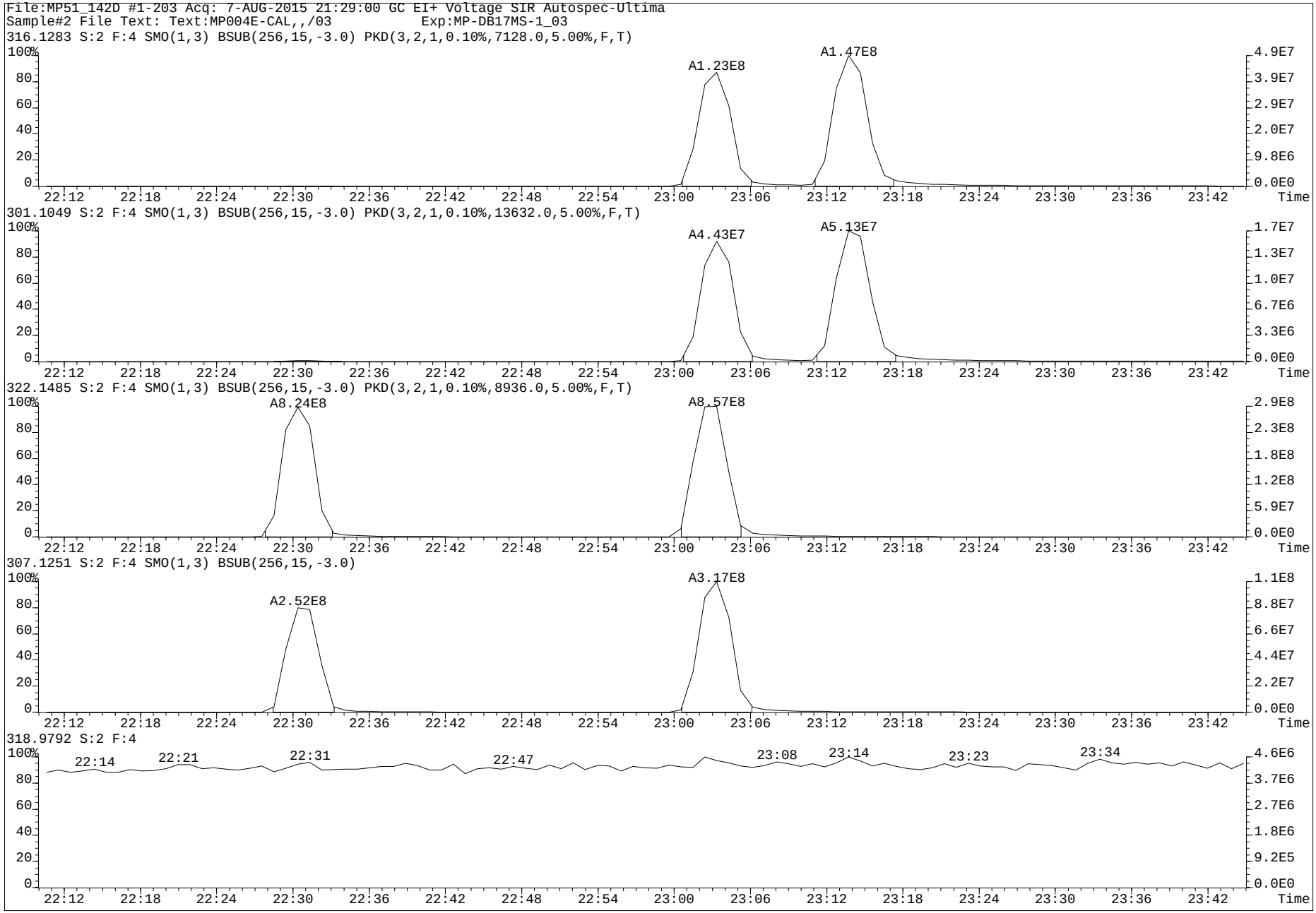
File:MP51_142D #1-203 Acq: 7-AUG-2015 21:29:00 GC EI+ Voltage SIR Autospec-Ultima
Sample#2 File Text: Text:MP004E-CAL,,/03 Exp:MP-DB17MS-1_03
316.1283 S:2 F:4 SMO(1,3) BSUB(256,15,-3.0) PKD(3,2,1,0.10%,7128.0,5.00%,F,T)
A1.23E8
A1.47E8
301.1049 S:2 F:4 SMO(1,3) BSUB(256,15,-3.0) PKD(3,2,1,0.10%,13632.0,5.00%,F,T)
A4.43E7
A5.13E7
322.1485 S:2 F:4 SMO(1,3) BSUB(256,15,-3.0) PKD(3,2,1,0.10%,8936.0,5.00%,F,T)
A8.24E8
A8.57E8
307.1251 S:2 F:4 SMO(1,3) BSUB(256,15,-3.0)
A2.52E8
A3.17E8
318.9792 S:2 F:4
22:14
22:21
22:31
22:47
23:08
23:14
23:23
23:34
Time

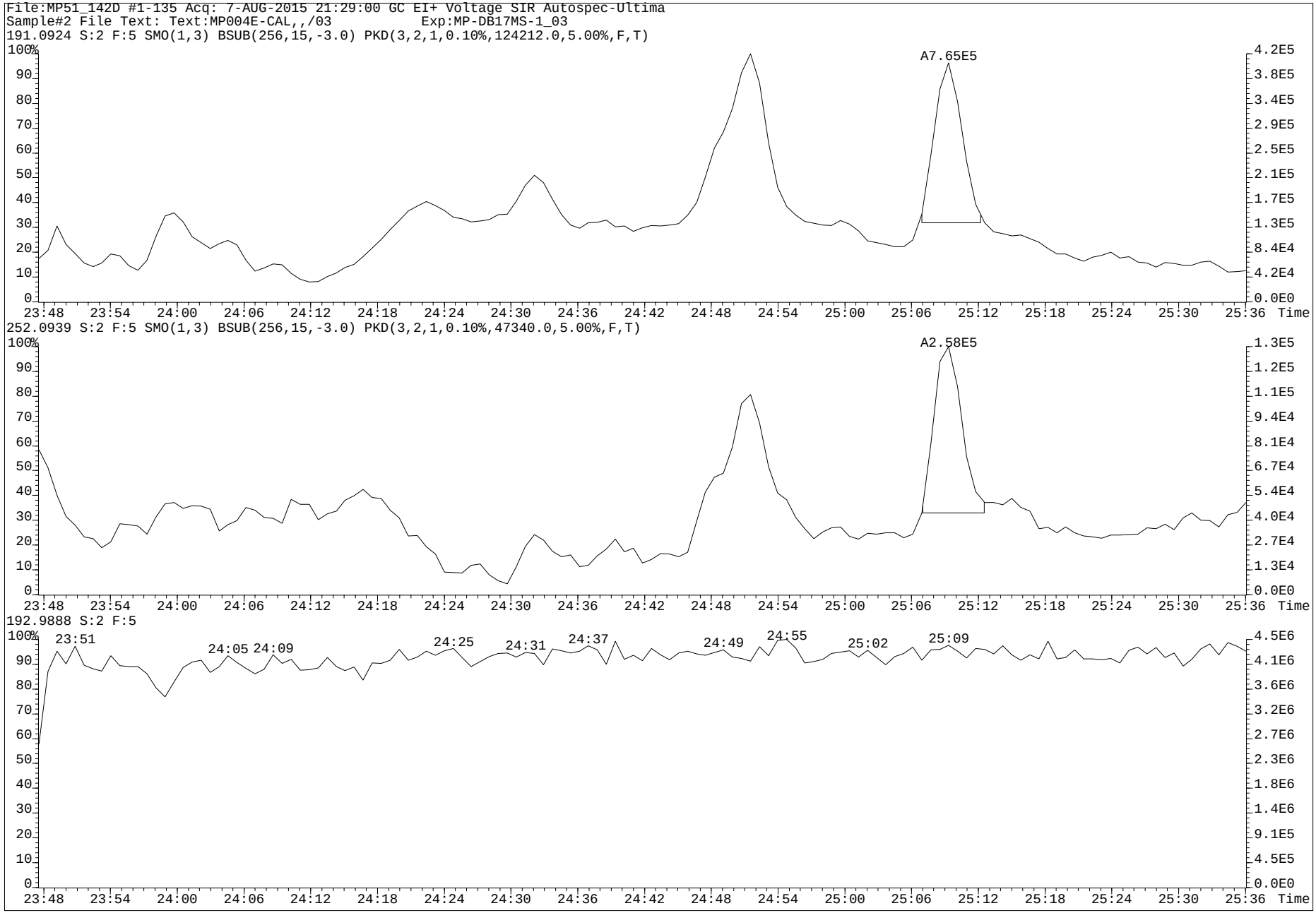
File:MP51_142D #1-135 Acq: 7-AUG-2015 21:29:00 GC EI+ Voltage SIR Autospec-Ultima
Sample#2 File Text: Text:MP004E-CAL,,/03 Exp:MP-DB17MS-1_03
191.0924 S:2 F:5 SMO(1,3) BSUB(256,15,-3.0) PKD(3,2,1,0.10%,124212.0,5.00%,F,T)
A7.65E5
252.0939 S:2 F:5 SMO(1,3) BSUB(256,15,-3.0) PKD(3,2,1,0.10%,47340.0,5.00%,F,T)
A2.58E5
192.9888 S:2 F:5
23:51
24:05
24:09
24:25
24:31
24:37
24:49
24:55
25:02
25:09
Time

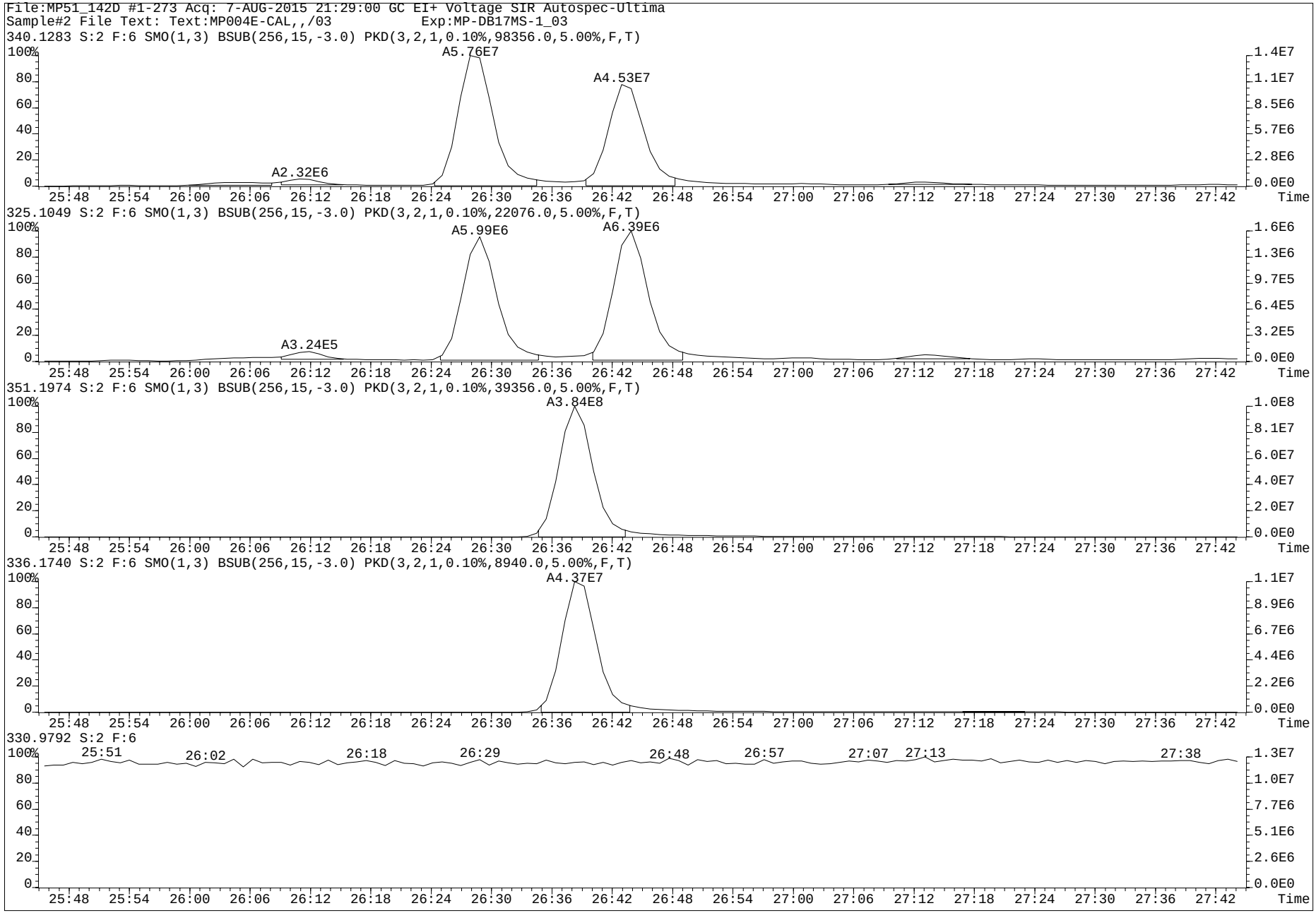
File:MP51_142D #1-273 Acq: 7-AUG-2015 21:29:00 GC EI+ Voltage SIR Autospec-Ultima
Sample#2 File Text: Text:MP004E-CAL,,/03 Exp:MP-DB17MS-1_03
340.1283 S:2 F:6 SMO(1,3) BSUB(256,15,-3.0) PKD(3,2,1,0.10%,98356.0,5.00%,F,T)
A5.76E7
A4.53E7
A2.32E6
325.1049 S:2 F:6 SMO(1,3) BSUB(256,15,-3.0) PKD(3,2,1,0.10%,22076.0,5.00%,F,T)
A5.99E6
A6.39E6
A3.24E5
351.1974 S:2 F:6 SMO(1,3) BSUB(256,15,-3.0) PKD(3,2,1,0.10%,39356.0,5.00%,F,T)
A3.84E8
336.1740 S:2 F:6 SMO(1,3) BSUB(256,15,-3.0) PKD(3,2,1,0.10%,8940.0,5.00%,F,T)
A4.37E7
330.9792 S:2 F:6
25:51
26:02
26:18
26:29
26:48
26:57
27:07
27:13
27:38
Time

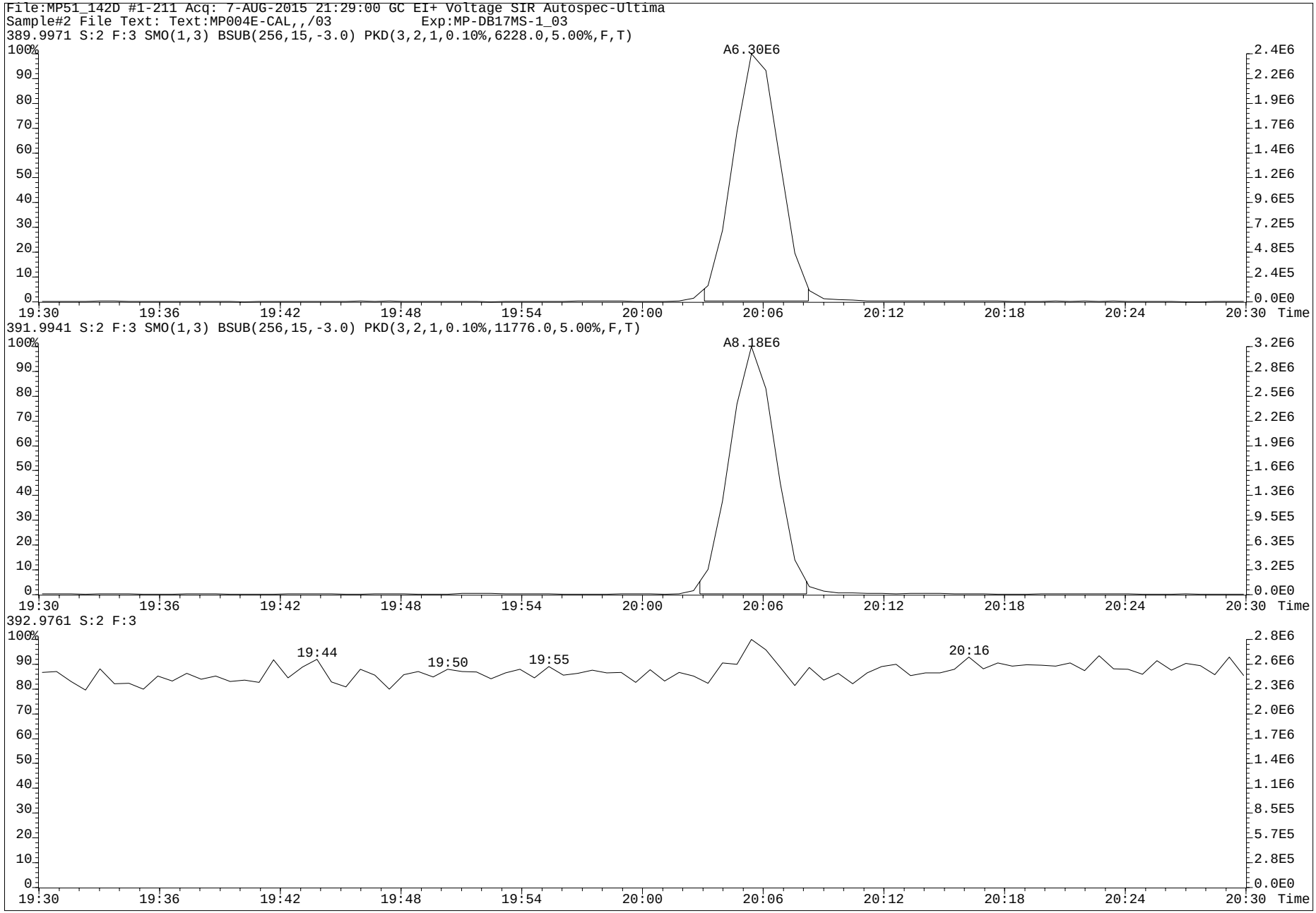
File:MP51_142D #1-211 Acq: 7-AUG-2015 21:29:00 GC EI+ Voltage SIR Autospec-Ultima
Sample#2 File Text: Text:MP004E-CAL,,/03 Exp:MP-DB17MS-1_03
389.9971 S:2 F:3 SMO(1,3) BSUB(256,15,-3.0) PKD(3,2,1,0.10%,6228.0,5.00%,F,T)
A6.30E6
391.9941 S:2 F:3 SMO(1,3) BSUB(256,15,-3.0) PKD(3,2,1,0.10%,11776.0,5.00%,F,T)
A8.18E6
392.9761 S:2 F:3
19:44
19:50
19:55
20:16
Time

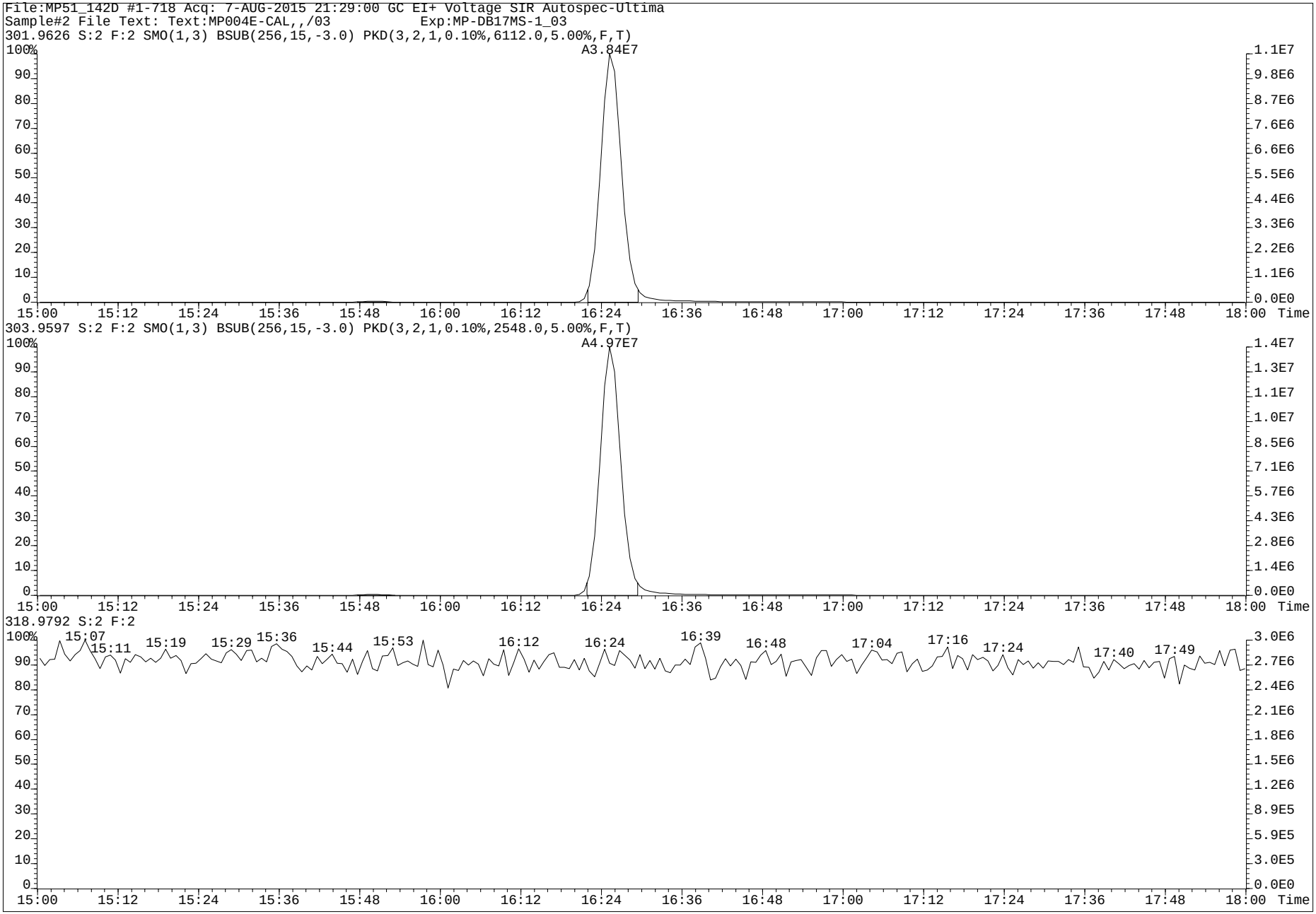
File:MP51_142D #1-718 Acq: 7-AUG-2015 21:29:00 GC EI+ Voltage SIR Autospec-Ultima
Sample#2 File Text: Text:MP004E-CAL,,/03 Exp:MP-DB17MS-1_03
301.9626 S:2 F:2 SMO(1,3) BSUB(256,15,-3.0) PKD(3,2,1,0.10%,6112.0,5.00%,F,T)
A3.84E7
303.9597 S:2 F:2 SMO(1,3) BSUB(256,15,-3.0) PKD(3,2,1,0.10%,2548.0,5.00%,F,T)
A4.97E7
318.9792 S:2 F:2
Time

Accreditation Scope

AXYS Analytical Services Ltd.
file ref.: ACC-101 Rev.23

Compound Class	Compound	Accredited Method ID	AXYS Method ID	Pulp	Serum	Solids										Tissue						Urine	Water	Water, Drinking				Water, Non-Potable									
				CALA	CALA	CALA	California DPH	Florida DOH	Minnesota DOH	New Jersey DEP	New York DOH	Virginia DGS	Washington DE	Maine DOH	ANAB	CALA	Florida DOH	Minnesota DOH	New Jersey DEP	Virginia DGS	ANAB	CALA	CALA	Florida DOH	Minnesota DOH	New Jersey DEP	ANAB	California DPH	Florida DOH	Minnesota DOH	New Jersey DEP	New York DOH	Virginia DGS	Washington DE*	Maine DOH	ANAB	Pennsylvania DEP
BFR	BTBPE	AXYS MLA-033	MLA-033			Y										Y							Y														
	DBDPE	AXYS MLA-033	MLA-033			Y										Y							Y														
	HBB	AXYS MLA-033	MLA-033			Y										Y							Y														
	PBEB	AXYS MLA-033	MLA-033			Y										Y							Y														
BPA and MPE	4,4'-dihydroxy-2,2-diphenylpropane (Bisphenol A) (BPA)	AXYS MLA-059	MLA-059																			Y														
	Mono-(2-ethyl-5-hydroxyhexyl) phthalate (MEHHP)	AXYS MLA-059	MLA-059																			Y														
	Mono-(2-ethyl-5-oxohexyl) phthalate (MEOHP)	AXYS MLA-059	MLA-059																			Y														
	Mono-(3-carboxypropyl) phthalate (MCPP)	AXYS MLA-059	MLA-059																			Y														
	Mono-2-ethylhexyl phthalate (MEHP)	AXYS MLA-059	MLA-059																			Y														
	Mono-benzyl phthalate (MBzP)	AXYS MLA-059	MLA-059																			Y														
	Mono-butyl phthalate (MBP) (n + iso)	AXYS MLA-059	MLA-059																			Y														
	Mono-cyclohexyl phthalate (MCHP)	AXYS MLA-059	MLA-059																			Y														
	Mono-ethyl phthalate (MEP)	AXYS MLA-059	MLA-059																			Y														
	Mono-iso-nonyl phthalate (MiNP)	AXYS MLA-059	MLA-059																			Y														
	Mono-methyl phthalate (MMP)	AXYS MLA-059	MLA-059																			Y														
HBCDD	alpha-hexabromocyclododecane (a-HBCDD)	AXYS MLA-070	MLA-070		Y																															
	beta-hexabromocyclododecane (b-HBCDD)	AXYS MLA-070	MLA-070		Y																															
	gamma-hexabromocyclododecane (g-HBCDD)	AXYS MLA-070	MLA-070		Y																															
OC Pesticides	2,4'-DDD	AXYS MLA-007	MLA-007		Y	Y										Y							Y														
		AXYS MLA-028	MLA-028		Y	Y							Y			Y							Y											Y			
		EPA 8270	MLA-007										Y																								
	2,4'-DDE	AXYS MLA-007	MLA-007		Y	Y										Y							Y														
		AXYS MLA-028	MLA-028		Y	Y							Y			Y							Y											Y			
		EPA 8270	MLA-007										Y																								
	2,4'-DDT	AXYS MLA-007	MLA-007		Y	Y										Y							Y														
		AXYS MLA-028	MLA-028		Y	Y							Y			Y							Y											Y			
		EPA 8270	MLA-007										Y																								
	4,4'-DDD	AXYS MLA-007	MLA-007		Y	Y		Y							Y	Y							Y						Y							Y	
		AXYS MLA-028	MLA-028		Y	Y		Y					Y		Y	Y							Y						Y					Y		Y	
		EPA 625	MLA-007																										Y	Y			Y	Y		Y	Y
		EPA 8270	MLA-007				Y	Y			Y	Y	Y	Y	Y																						
	4,4'-DDE	AXYS MLA-007	MLA-007		Y	Y		Y							Y	Y							Y						Y							Y	
		AXYS MLA-028	MLA-028		Y	Y		Y					Y		Y	Y							Y						Y					Y		Y	
		EPA 625	MLA-007																										Y	Y			Y	Y		Y	Y
		EPA 8270	MLA-007				Y	Y			Y	Y	Y	Y	Y																						
	4,4'-DDT	AXYS MLA-007	MLA-007		Y	Y		Y							Y	Y							Y						Y							Y	
		AXYS MLA-028	MLA-028		Y	Y		Y					Y		Y	Y							Y						Y					Y		Y	
		EPA 625	MLA-007																										Y	Y			Y	Y		Y	Y
		EPA 8270	MLA-007				Y	Y			Y	Y	Y	Y	Y																						
	Aldrin	AXYS MLA-007	MLA-007		Y	Y		Y							Y	Y							Y						Y							Y	
		AXYS MLA-028	MLA-028		Y	Y		Y					Y		Y	Y							Y						Y					Y		Y	
		EPA 625	MLA-007																										Y	Y			Y	Y		Y	Y
		EPA 8270	MLA-007				Y	Y			Y	Y	Y	Y	Y																						
	Alpha-HCH	AXYS MLA-007	MLA-007		Y	Y		Y							Y	Y							Y						Y							Y	
		AXYS MLA-028	MLA-028		Y	Y		Y					Y		Y	Y							Y						Y					Y		Y	
		EPA 625	MLA-007																										Y	Y			Y	Y		Y	Y
		EPA 8270	MLA-007				Y	Y			Y	Y	Y	Y	Y																						
	Beta-HCH	AXYS MLA-007	MLA-007		Y	Y		Y							Y	Y							Y						Y							Y	
		AXYS MLA-028	MLA-028		Y	Y		Y					Y		Y	Y							Y						Y					Y		Y	
		EPA 625	MLA-007																										Y	Y			Y	Y		Y	Y

Accreditation Scope

AXYS Analytical Services Ltd.
file ref.: ACC-101 Rev.23

Compound Class	Compound	Accredited Method ID	AXYS Method ID	Pulp	Serum	Solids										Tissue						Urine	Water	Water, Drinking				Water, Non-Potable								
				CALA	CALA	CALA	California DPH	Florida DOH	Minnesota DOH	New Jersey DEP	New York DOH	Virginia DGS	Washington DE	Maine DOH	ANAB	CALA	Florida DOH	Minnesota DOH	New Jersey DEP	Virginia DGS	ANAB	CALA	CALA	Florida DOH	Minnesota DOH	New Jersey DEP	ANAB	California DPH	Florida DOH	Minnesota DOH	New Jersey DEP	New York DOH	Virginia DGS	Washington DE*	Maine DOH	ANAB	Pennsylvania DEP
		EPA 8270	MLA-007				Y	Y			Y	Y	Y	Y	Y																					
	Chlordane, technical	AXYS MLA-007	MLA-007					Y							Y														Y							Y	
		EPA 625	MLA-007																									Y							Y		
		EPA 8270	MLA-007				Y	Y			Y	Y		Y	Y														Y			Y	Y		Y	Y	
	cis-Chlordane (alpha-Chlordane)	AXYS MLA-007	MLA-007		Y	Y		Y							Y	Y							Y					Y							Y	
		AXYS MLA-028	MLA-028		Y	Y		Y					Y		Y	Y							Y					Y						Y		Y	
		EPA 8270	MLA-007					Y			Y		Y	Y	Y													Y				Y			Y	Y	
	cis-Nonachlor	AXYS MLA-007	MLA-007		Y	Y										Y							Y													
		AXYS MLA-028	MLA-028		Y	Y							Y			Y							Y										Y				
		EPA 8270	MLA-007										Y																								
	Delta-HCH	AXYS MLA-007	MLA-007		Y	Y		Y							Y	Y							Y					Y							Y	
		AXYS MLA-028	MLA-028		Y	Y		Y					Y		Y	Y							Y					Y						Y		Y	
		EPA 608	MLA-007																									Y				Y	Y			Y	
		EPA 8081	MLA-007					Y			Y	Y	Y		Y																						
	Dieldrin	AXYS MLA-007	MLA-007		Y	Y		Y							Y	Y							Y					Y							Y	
		AXYS MLA-028	MLA-028		Y	Y		Y					Y		Y	Y							Y					Y						Y		Y	
		EPA 608	MLA-007																									Y	Y			Y	Y			Y	
		EPA 8081	MLA-007				Y	Y			Y	Y	Y	Y	Y																						
	Endosulphan I	AXYS MLA-007	MLA-007		Y	Y		Y							Y	Y							Y					Y							Y	
		AXYS MLA-028	MLA-028		Y	Y		Y					Y		Y	Y							Y					Y						Y		Y	
		EPA 608	MLA-007																									Y	Y			Y	Y			Y	
		EPA 8081	MLA-007				Y	Y			Y	Y	Y	Y	Y																						
	Endosulphan II	AXYS MLA-007	MLA-007		Y	Y		Y							Y	Y							Y					Y							Y	
		AXYS MLA-028	MLA-028		Y	Y		Y					Y		Y	Y							Y					Y						Y		Y	
		EPA 608	MLA-007																									Y	Y			Y	Y			Y	
		EPA 8081	MLA-007				Y	Y			Y	Y	Y	Y	Y																						
	Endosulphan sulphate	AXYS MLA-007	MLA-007		Y	Y		Y							Y	Y							Y					Y							Y	
		AXYS MLA-028	MLA-028		Y	Y		Y					Y		Y	Y							Y					Y						Y		Y	
		EPA 608	MLA-007																									Y	Y			Y	Y			Y	
		EPA 8081	MLA-007				Y	Y			Y	Y	Y	Y	Y																						
	Endrin	AXYS MLA-007	MLA-007		Y	Y		Y							Y	Y							Y					Y							Y	
		AXYS MLA-028	MLA-028		Y	Y		Y					Y		Y	Y							Y					Y						Y		Y	
		EPA 608	MLA-007																									Y	Y			Y	Y			Y	
		EPA 8081	MLA-007				Y	Y			Y	Y	Y	Y	Y																						
	Endrin aldehyde	AXYS MLA-007	MLA-007			Y		Y							Y								Y						Y							Y	
		AXYS MLA-028	MLA-028		Y	Y		Y					Y		Y	Y							Y						Y					Y		Y	
		EPA 608	MLA-007																									Y	Y			Y	Y			Y	
		EPA 8081	MLA-007				Y	Y			Y	Y	Y	Y	Y																						
	Endrin ketone	AXYS MLA-007	MLA-007		Y	Y		Y							Y	Y							Y						Y								
		AXYS MLA-028	MLA-028		Y	Y		Y					Y		Y	Y							Y											Y			
		EPA 8081	MLA-007					Y			Y		Y		Y																						
	Gamma-HCH (Lindane)	AXYS MLA-007	MLA-007		Y	Y		Y							Y	Y							Y					Y							Y	
		AXYS MLA-028	MLA-028		Y	Y		Y					Y		Y	Y							Y					Y						Y		Y	
		EPA 625	MLA-007																									Y	Y			Y	Y			Y	
		EPA 8270	MLA-007				Y	Y			Y	Y	Y	Y	Y																						
	Heptachlor	AXYS MLA-007	MLA-007		Y	Y		Y							Y	Y							Y					Y							Y	
		AXYS MLA-028	MLA-028		Y	Y		Y					Y		Y	Y							Y					Y						Y		Y	
		EPA 625	MLA-007																									Y	Y			Y	Y			Y	
		EPA 8270	MLA-007				Y	Y			Y	Y	Y	Y	Y																						
	Heptachlor epoxide	AXYS MLA-007	MLA-007		Y	Y		Y							Y	Y							Y						Y							Y	

Accreditation Scope

AXYS Analytical Services Ltd.
file ref.: ACC-101 Rev.23

Compound Class	Compound	Accredited Method ID	AXYS Method ID	Pulp	Serum	Solids										Tissue						Urine	Water	Water, Drinking				Water, Non-Potable								
				CALA	CALA	CALA	California DPH	Florida DOH	Minnesota DOH	New Jersey DEP	New York DOH	Virginia DGS	Washington DE	Maine DOH	ANAB	CALA	Florida DOH	Minnesota DOH	New Jersey DEP	Virginia DGS	ANAB	CALA	CALA	Florida DOH	Minnesota DOH	New Jersey DEP	ANAB	California DPH	Florida DOH	Minnesota DOH	New Jersey DEP	New York DOH	Virginia DGS	Washington DE*	Maine DOH	ANAB	Pennsylvania DEP
		AXYS MLA-028	MLA-028		Y	Y		Y					Y		Y	Y						Y						Y					Y		Y	
		EPA 608	MLA-007																									Y	Y			Y	Y		Y	Y	
		EPA 8081	MLA-007				Y	Y			Y	Y	Y	Y	Y																						
	Hexachlorobenzene	AXYS MLA-007	MLA-007		Y	Y		Y							Y	Y						Y							Y							Y	
		AXYS MLA-028	MLA-028		Y	Y		Y					Y		Y	Y						Y							Y					Y		Y	
		EPA 1625	MLA-007																									Y	Y			Y				Y	
		EPA 8270	MLA-007				Y	Y			Y	Y	Y	Y	Y																						
	Methoxychlor	AXYS MLA-007	MLA-007		Y	Y		Y							Y	Y						Y							Y							Y	
		AXYS MLA-028	MLA-028		Y	Y		Y					Y		Y	Y						Y							Y					Y		Y	
		EPA 608	MLA-007																										Y				Y	Y			Y	
		EPA 8081	MLA-007				Y	Y			Y	Y	Y	Y	Y																						
		SM6630B	MLA-007																									Y									
	Mirex	AXYS MLA-007	MLA-007		Y	Y		Y							Y	Y						Y							Y							Y	
		AXYS MLA-028	MLA-028		Y	Y							Y		Y	Y						Y							Y					Y		Y	
		EPA 8270	MLA-007					Y			Y		Y																Y				Y	Y		Y	Y	
	Oxychlordane	AXYS MLA-007	MLA-007		Y	Y									Y	Y						Y															
		AXYS MLA-028	MLA-028		Y	Y							Y		Y	Y						Y												Y			
		EPA 8270	MLA-007										Y																									
	Toxaphene	EPA 8270	MLA-007										Y																									
	trans-Chlordane (gamma-Chlordane)	AXYS MLA-007	MLA-007		Y	Y		Y							Y	Y						Y							Y							Y	
		AXYS MLA-028	MLA-028		Y	Y		Y					Y		Y	Y						Y							Y					Y		Y	
		EPA 8270	MLA-007					Y			Y		Y	Y	Y														Y				Y			Y	Y	
	trans-Nonachlor	AXYS MLA-007	MLA-007		Y	Y									Y	Y																					
		AXYS MLA-028	MLA-028		Y	Y							Y			Y							Y												Y			
		EPA 8270	MLA-007										Y																									
PAH	1,2,6-Trimethylphenanthrene	AXYS MLA-021	MLA-021			Y																	Y														
	1,2-Dimethylnaphthalene	AXYS MLA-021	MLA-021			Y																	Y														
	1,4,6,7-Tetramethylnaphthalene	AXYS MLA-021	MLA-021			Y																	Y														
	1,7-Dimethylfluorene	AXYS MLA-021	MLA-021			Y																	Y														
	1,7-Dimethylphenanthrene	AXYS MLA-021	MLA-021			Y																	Y														
	1,8-Dimethylphenanthrene	AXYS MLA-021	MLA-021			Y																	Y														
	1-Methylchrysene	AXYS MLA-021	MLA-021			Y																	Y														
	1-Methylnaphthalene	AXYS MLA-021	MLA-021			Y																	Y														
	1-Methylphenanthrene	AXYS MLA-021	MLA-021			Y																	Y														
	2,3,5-Trimethylnaphthalene	AXYS MLA-021	MLA-021			Y																	Y														
	2,3,6-Trimethylnaphthalene	AXYS MLA-021	MLA-021			Y																	Y														
	2,4-Dimethyldibenzothiophene	AXYS MLA-021	MLA-021			Y																	Y														
	2,6-Dimethylnaphthalene	AXYS MLA-021	MLA-021			Y																	Y														
	2,6-Dimethylphenanthrene	AXYS MLA-021	MLA-021			Y																	Y														
	2/3-Methyldibenzothiophenes	AXYS MLA-021	MLA-021			Y																	Y														
	2-Methylanthracene	AXYS MLA-021	MLA-021			Y																	Y														
	2-Methylfluorene	AXYS MLA-021	MLA-021			Y																	Y														
	2-methylnaphthalene	AXYS MLA-021	MLA-021			Y		Y							Y								Y														
		EPA 8270	MLA-021				Y	Y			Y				Y																							
	2-Methylphenanthrene	AXYS MLA-021	MLA-021			Y																	Y														
	3,6-Dimethylphenanthrene	AXYS MLA-021	MLA-021			Y																	Y														
	3-Methylfluoranthene/ Benzo(a)fluorene	AXYS MLA-021	MLA-021			Y																	Y														
	3-Methylphenanthrene	AXYS MLA-021	MLA-021			Y																	Y														
	5,9-Dimethylchrysene	AXYS MLA-021	MLA-021			Y																	Y														
	5/6-Methylchrysenes	AXYS MLA-021	MLA-021			Y																	Y														

Accreditation Scope

AXYS Analytical Services Ltd.
file ref.: ACC-101 Rev.23

Compound Class	Compound	Accredited Method ID	AXYS Method ID	Pulp	Serum	Solids									Tissue						Urine	Water	Water, Drinking				Water, Non-Potable								
				CALA	CALA	CALA	California DPH	Florida DOH	Minnesota DOH	New Jersey DEP	New York DOH	Virginia DGS	Washington DE	Maine DOH	ANAB	CALA	Florida DOH	Minnesota DOH	New Jersey DEP	Virginia DGS	ANAB	CALA	CALA	Florida DOH	Minnesota DOH	New Jersey DEP	ANAB	California DPH	Florida DOH	Minnesota DOH	New Jersey DEP	New York DOH	Virginia DGS	Washington DE*	Maine DOH	ANAB	Pennsylvania DEP
	7-Methylbenzo(a)pyrene	AXYS MLA-021	MLA-021			Y																Y													
	9/4-Methylphenanthrenes	AXYS MLA-021	MLA-021			Y																Y													
	Acenaphthene	AXYS MLA-021	MLA-021			Y		Y						Y	Y							Y						Y						Y	
		EPA 1625	MLA-021																									Y	Y			Y	Y		Y	
		EPA 8270	MLA-021				Y	Y			Y	Y		Y	Y																					
	Acenaphthylene	AXYS MLA-021	MLA-021			Y		Y						Y	Y							Y							Y						Y	
		EPA 1625	MLA-021																									Y	Y			Y	Y		Y	
		EPA 8270	MLA-021				Y	Y			Y	Y		Y	Y																					
	Anthracene	AXYS MLA-021	MLA-021			Y		Y						Y	Y							Y							Y						Y	
		EPA 1625	MLA-021																									Y	Y			Y	Y		Y	
		EPA 8270	MLA-021				Y	Y			Y	Y		Y	Y																					
	Benz[a]anthracene	AXYS MLA-021	MLA-021			Y		Y						Y	Y							Y							Y						Y	
		EPA 1625	MLA-021																									Y	Y			Y	Y		Y	
		EPA 8270	MLA-021				Y	Y			Y	Y		Y	Y																					
	Benzo[a]pyrene	AXYS MLA-021	MLA-021			Y		Y						Y	Y							Y							Y						Y	
		EPA 1625	MLA-021																									Y	Y			Y	Y		Y	
		EPA 8270	MLA-021				Y	Y			Y	Y		Y	Y																					
	Benzo[b]fluoranthene	AXYS MLA-021	MLA-021			Y		Y						Y	Y							Y							Y						Y	
		EPA 1625	MLA-021																									Y	Y			Y	Y		Y	Y
		EPA 8270	MLA-021				Y	Y			Y	Y		Y	Y																					
	Benzo[e]pyrene	AXYS MLA-021	MLA-021			Y									Y							Y													
	Benzo[ghi]perylene	AXYS MLA-021	MLA-021			Y		Y						Y	Y							Y							Y						Y	
		EPA 1625	MLA-021																									Y	Y			Y	Y		Y	
		EPA 8270	MLA-021				Y	Y			Y	Y		Y	Y																					
	Benzo[j/k]fluoranthenes	AXYS MLA-021	MLA-021												Y							Y													
	Benzo[k]fluoranthene	AXYS MLA-021	MLA-021					Y						Y								Y							Y						Y	
		EPA 1625	MLA-021																									Y	Y			Y	Y		Y	Y
		EPA 8270	MLA-021				Y	Y			Y			Y	Y																					
	Biphenyl	AXYS MLA-021	MLA-021			Y																Y													
	C1-Acenaphthenes	AXYS MLA-021	MLA-021			Y																Y													
	C1-Benz(a)anthracenes/chrysenes	AXYS MLA-021	MLA-021			Y																Y													
	C1-Benzofluoranthenes/ Benzopyrenes	AXYS MLA-021	MLA-021			Y																Y													
	C1-Biphenyls	AXYS MLA-021	MLA-021			Y																Y													
	C1-Dibenzothiophene	AXYS MLA-021	MLA-021			Y																Y													
	C1-Fluoranthenes/Pyrenes	AXYS MLA-021	MLA-021			Y																Y													
	C1-Fluorenes	AXYS MLA-021	MLA-021			Y																Y													
	C1-Naphthalenes	AXYS MLA-021	MLA-021			Y																Y													
	C1-Phenanthrenes/Anthracenes	AXYS MLA-021	MLA-021			Y																Y													
	C2-Benz(a)anthracenes/Chrysenes	AXYS MLA-021	MLA-021			Y																Y													
	C2-Benzofluoranthenes/ Benzopyrenes	AXYS MLA-021	MLA-021			Y																Y													
	C2-Biphenyls	AXYS MLA-021	MLA-021			Y																Y													
	C2-Dibenzothiophene	AXYS MLA-021	MLA-021			Y																Y													
	C2-Fluoranthenes/Pyrenes	AXYS MLA-021	MLA-021			Y																Y													
	C2-Fluorenes	AXYS MLA-021	MLA-021			Y																Y													
	C2-Naphthalenes	AXYS MLA-021	MLA-021			Y																Y													
	C2-Phenanthrenes/Anthracenes	AXYS MLA-021	MLA-021			Y																Y													
	C3-Benz(a)anthracenes/Chrysenes	AXYS MLA-021	MLA-021			Y																Y													
	C3-Dibenzothiophene	AXYS MLA-021	MLA-021			Y																Y													
	C3-Fluoranthenes/Pyrenes	AXYS MLA-021	MLA-021			Y																Y													
	C3-Fluorenes	AXYS MLA-021	MLA-021			Y																Y													

Accreditation Scope

AXYS Analytical Services Ltd.
file ref.: ACC-101 Rev.23

Compound Class	Compound	Accredited Method ID	AXYS Method ID	Pulp	Serum	Solids									Tissue						Urine	Water	Water, Drinking				Water, Non-Potable								
				CALA	CALA	CALA	California DPH	Florida DOH	Minnesota DOH	New Jersey DEP	New York DOH	Virginia DGS	Washington DE	Maine DOH	ANAB	CALA	Florida DOH	Minnesota DOH	New Jersey DEP	Virginia DGS	ANAB	CALA	CALA	Florida DOH	Minnesota DOH	New Jersey DEP	ANAB	California DPH	Florida DOH	Minnesota DOH	New Jersey DEP	New York DOH	Virginia DGS	Washington DE*	Maine DOH	ANAB	Pennsylvania DEP
	C3-Naphthalenes	AXYS MLA-021	MLA-021			Y																Y													
	C3-Phenanthrenes/Anthracenes	AXYS MLA-021	MLA-021			Y																Y													
	C4-Benz(a)anthracenes/Chrysenes	AXYS MLA-021	MLA-021			Y																Y													
	C4-Dibenzothiophene	AXYS MLA-021	MLA-021			Y																Y													
	C4-Fluoranthenes/Pyrenes	AXYS MLA-021	MLA-021			Y																Y													
	C4-Naphthalenes	AXYS MLA-021	MLA-021			Y																Y													
	C4-Phenanthrenes/Anthracenes	AXYS MLA-021	MLA-021			Y																Y													
	Chrysene	AXYS MLA-021	MLA-021			Y		Y						Y	Y							Y							Y						Y	
		EPA 1625	MLA-021																									Y	Y			Y	Y		Y	
		EPA 8270	MLA-021				Y	Y			Y	Y		Y	Y																					
	Dibenz[ah]anthracene	AXYS MLA-021	MLA-021			Y										Y						Y													
	Dibenzo[ah]anthracene	AXYS MLA-021	MLA-021					Y						Y															Y						Y	
		EPA 1625	MLA-021																									Y	Y			Y	Y		Y	
		EPA 8270	MLA-021				Y	Y			Y	Y		Y	Y																					
	Dibenzothiophene	AXYS MLA-021	MLA-021			Y																Y													
	Fluoranthene	AXYS MLA-021	MLA-021			Y		Y						Y		Y						Y							Y						Y	
		EPA 1625	MLA-021																									Y	Y			Y	Y		Y	
		EPA 8270	MLA-021				Y	Y			Y	Y		Y	Y																					
	Fluorene	AXYS MLA-021	MLA-021			Y		Y						Y		Y						Y							Y						Y	
		EPA 1625	MLA-021																									Y	Y			Y	Y		Y	
		EPA 8270	MLA-021				Y	Y			Y	Y		Y	Y																					
	Indeno[1,2,3-cd]pyrene	AXYS MLA-021	MLA-021			Y		Y						Y		Y						Y							Y						Y	
		EPA 1625	MLA-021																									Y	Y			Y	Y		Y	
		EPA 8270	MLA-021				Y	Y			Y	Y		Y	Y																					
	Naphthalene	AXYS MLA-021	MLA-021			Y		Y						Y		Y						Y							Y						Y	
		EPA 1625	MLA-021																									Y	Y			Y	Y		Y	
		EPA 8270	MLA-021				Y	Y			Y	Y		Y	Y																					
	Perylene	AXYS MLA-021	MLA-021			Y										Y						Y													
	Phenanthrene	AXYS MLA-021	MLA-021			Y		Y						Y		Y						Y							Y						Y	
		EPA 1625	MLA-021																									Y	Y			Y	Y		Y	
		EPA 8270	MLA-021				Y	Y			Y	Y		Y	Y																					
	Pyrene	AXYS MLA-021	MLA-021			Y		Y						Y		Y						Y							Y						Y	
		EPA 1625	MLA-021																									Y	Y			Y	Y		Y	
		EPA 8270	MLA-021				Y	Y			Y	Y		Y	Y																					
	Retene	AXYS MLA-021	MLA-021			Y																Y													
Parabens	Benzylparaben (Benzyl 4-hydroxybenzoate)	AXYS MLA-064	MLA-064																		Y														
	Butylparaben (n-Butyl 4-hydroxybenzoate and isobutyl 4-hydroxybenzoate)	AXYS MLA-064	MLA-064																		Y														
	Ethylparaben (Ethyl 4-hydroxybenzoate)	AXYS MLA-064	MLA-064																		Y														
	Isopropylparaben (Isopropyl 4-hydroxybenzoate)	AXYS MLA-064	MLA-064																		Y														
	Methylparaben (Methyl 4-hydroxybenzoate)	AXYS MLA-064	MLA-064																		Y														
	n-Propylparaben (Propyl 4-hydroxybenzoate)	AXYS MLA-064	MLA-064																		Y														
PBDPE	BDE 10 2,6-dibromodiphenylether	EPA 1614	MLA-033										Y																					Y		
		AXYS MLA-033	MLA-033		Y	Y										Y							Y													
	BDE 100 2,2',4,4',6-pentabromodiphenylether	EPA 1614	MLA-033										Y																					Y		
		AXYS MLA-033	MLA-033		Y	Y										Y							Y													
	BDE 105 2,3,3',4,4'-pentabromodiphenylether	EPA 1614	MLA-033										Y																					Y		
		AXYS MLA-033	MLA-033		Y	Y										Y							Y													
	BDE 11 3,3'-dibromodiphenylether	EPA 1614	MLA-033										Y																					Y		
		AXYS MLA-033	MLA-033		Y	Y										Y							Y													
	BDE 116 2,3,4,5,6-pentabromodiphenylether	EPA 1614	MLA-033										Y																					Y		

Accreditation Scope

AXYS Analytical Services Ltd.
file ref.: ACC-101 Rev.23

Compound Class	Compound	Accredited Method ID	AXYS Method ID	Pulp	Serum	Solids									Tissue						Urine	Water	Water, Drinking				Water, Non-Potable								
				CALA	CALA	CALA	California DPH	Florida DOH	Minnesota DOH	New Jersey DEP	New York DOH	Virginia DGS	Washington DE	Maine DOH	ANAB	CALA	Florida DOH	Minnesota DOH	New Jersey DEP	Virginia DGS	ANAB	CALA	CALA	Florida DOH	Minnesota DOH	New Jersey DEP	ANAB	California DPH	Florida DOH	Minnesota DOH	New Jersey DEP	New York DOH	Virginia DGS	Washington DE*	Maine DOH	ANAB	Pennsylvania DEP
		AXYS MLA-033	MLA-033		Y	Y									Y							Y													
	BDE 119 2,3',4,4',6-pentabromodiphenylether	EPA 1614	MLA-033										Y																				Y		
		AXYS MLA-033	MLA-033		Y	Y									Y							Y													
	BDE 12 3,4-dibromodiphenylether	EPA 1614	MLA-033										Y																				Y		
		AXYS MLA-033	MLA-033		Y	Y									Y							Y													
	BDE 126 3,3',4,4',5-pentabromodiphenylether	EPA 1614	MLA-033										Y																				Y		
		AXYS MLA-033	MLA-033		Y	Y									Y							Y													
	BDE 13 3,4'-dibromodiphenylether	EPA 1614	MLA-033										Y																				Y		
		AXYS MLA-033	MLA-033		Y	Y									Y							Y													
	BDE 140 2,2',3,4,4',6'-hexabromodiphenylether	EPA 1614	MLA-033										Y																				Y		
		AXYS MLA-033	MLA-033		Y	Y									Y							Y													
	BDE 15 4,4'-dibromodiphenylether	EPA 1614	MLA-033										Y																				Y		
		AXYS MLA-033	MLA-033		Y	Y									Y							Y													
	BDE 153 2,2',4,4',5,5'-hexabromodiphenylether	EPA 1614	MLA-033										Y																				Y		
		AXYS MLA-033	MLA-033		Y	Y									Y							Y													
	BDE 154 2,2',4,4',5,6-hexabromodiphenylether	EPA 1614	MLA-033										Y																				Y		
		AXYS MLA-033	MLA-033		Y	Y									Y							Y													
	BDE 155 2,2',4,4',6,6'-hexabromodiphenylether	EPA 1614	MLA-033										Y																				Y		
		AXYS MLA-033	MLA-033		Y	Y									Y							Y													
	BDE 166 2,3,4,4',5,6-hexabromodiphenylether	EPA 1614	MLA-033										Y																				Y		
		AXYS MLA-033	MLA-033		Y	Y									Y							Y													
	BDE 17 2,2',4-tribromodiphenylether	EPA 1614	MLA-033										Y																				Y		
		AXYS MLA-033	MLA-033		Y	Y									Y							Y													
	BDE 181 2,2',3,4,4',5,6-heptabromodiphenylether	EPA 1614	MLA-033										Y																				Y		
		AXYS MLA-033	MLA-033		Y	Y									Y							Y													
	BDE 190 2,3,3',4,4',5,6-heptabromodiphenylether	EPA 1614	MLA-033										Y																				Y		
		AXYS MLA-033	MLA-033		Y	Y									Y							Y													
	BDE 206 2,2',3,3',4,4',5,5',6-nonabromodiphenylether	EPA 1614	MLA-033										Y																				Y		
		AXYS MLA-033	MLA-033		Y	Y									Y							Y													
	BDE 207 2,2',3,3',4,4',5,6,6'-nonabromodiphenylether	EPA 1614	MLA-033										Y																				Y		
		AXYS MLA-033	MLA-033		Y	Y									Y							Y													
	BDE 208 2,2',3,3',4,5,5',6,6'-nonabromodiphenylether	EPA 1614	MLA-033										Y																				Y		
		AXYS MLA-033	MLA-033		Y	Y									Y							Y													
	BDE 209 Decabromodiphenylether	EPA 1614	MLA-033										Y																				Y		
		AXYS MLA-033	MLA-033		Y	Y									Y							Y													
	BDE 25 2,3',4-tribromodiphenylether	EPA 1614	MLA-033										Y																				Y		
		AXYS MLA-033	MLA-033		Y	Y									Y							Y													
	BDE 28 2,4,4'-tribromodiphenylether	EPA 1614	MLA-033										Y																				Y		
		AXYS MLA-033	MLA-033		Y	Y									Y							Y													
	BDE 30 2,4,6-tribromodiphenylether	EPA 1614	MLA-033										Y																				Y		
		AXYS MLA-033	MLA-033		Y	Y									Y							Y													
	BDE 35 3,3',4-tribromodiphenylether	EPA 1614	MLA-033										Y																				Y		
		AXYS MLA-033	MLA-033		Y	Y									Y							Y													
	BDE 37 3,4,4'-tribromodiphenylether	EPA 1614	MLA-033										Y																				Y		
		AXYS MLA-033	MLA-033		Y	Y									Y							Y													
	BDE 47 2,2',4,4'-tetrabromodiphenylether	EPA 1614	MLA-033										Y																				Y		
		AXYS MLA-033	MLA-033		Y	Y									Y							Y													
	BDE 49 2,2',4,5'-tetrabromodiphenylether	EPA 1614	MLA-033										Y																				Y		
		AXYS MLA-033	MLA-033		Y	Y									Y							Y													
	BDE 66 2,3',4,4'-tetrabromodiphenylether	EPA 1614	MLA-033										Y																				Y		

Accreditation Scope

AXYS Analytical Services Ltd.
file ref.: ACC-101 Rev.23

Compound Class	Compound	Accredited Method ID	AXYS Method ID	Pulp	Serum	Solids									Tissue							Urine	Water	Water, Drinking				Water, Non-Potable									
				CALA	CALA	CALA	California DPH	Florida DOH	Minnesota DOH	New Jersey DEP	New York DOH	Virginia DGS	Washington DE	Maine DOH	ANAB	CALA	Florida DOH	Minnesota DOH	New Jersey DEP	Virginia DGS	ANAB	CALA	CALA	Florida DOH	Minnesota DOH	New Jersey DEP	ANAB	California DPH	Florida DOH	Minnesota DOH	New Jersey DEP	New York DOH	Virginia DGS	Washington DE*	Maine DOH	ANAB	Pennsylvania DEP
		AXYS MLA-033	MLA-033		Y	Y									Y								Y													
	BDE 7 2,4-dibromodiphenylether	EPA 1614	MLA-033										Y																					Y			
		AXYS MLA-033	MLA-033		Y	Y									Y								Y													
	BDE 75 2,4,4',6-tetrabromodiphenylether	EPA 1614	MLA-033										Y																					Y			
		AXYS MLA-033	MLA-033		Y	Y									Y								Y													
	BDE 77 3,3',4,4'-tetrabromodiphenylether	EPA 1614	MLA-033										Y																					Y			
		AXYS MLA-033	MLA-033		Y	Y									Y								Y													
	BDE 8 2,4'-dibromodiphenylether	EPA 1614	MLA-033										Y																					Y			
		AXYS MLA-033	MLA-033		Y	Y									Y								Y													
	BDE 85 2,2',3,4,4'-pentabromodiphenylether	EPA 1614	MLA-033										Y																					Y			
		AXYS MLA-033	MLA-033		Y	Y									Y								Y													
	BDE 99 2,2',4,4',5-pentabromodiphenylether	EPA 1614	MLA-033										Y																					Y			
		AXYS MLA-033	MLA-033		Y	Y									Y								Y													
	BDE-183 2,2',3,4,4',5',6-heptabromodiphenylether	EPA 1614	MLA-033										Y																					Y			
		AXYS MLA-033	MLA-033		Y	Y									Y								Y													
	BDE-33 2',3,4-tribromodiphenylether	EPA 1614	MLA-033										Y																					Y			
		AXYS MLA-033	MLA-033		Y	Y									Y								Y													
PCB	PCB 1 2-Chlorobiphenyl	EPA 1668	MLA-010					Y		Y	Y	Y	Y	Y	Y													Y		Y	Y	Y	Y		Y	Y	
		EPA 8270	MLA-007										Y																									
		AXYS MLA-010	MLA-010		Y	Y		Y						Y		Y								Y				Y							Y			
	PCB 10 2,6-Dichlorobiphenyl	EPA 1668	MLA-010					Y		Y	Y	Y	Y	Y														Y		Y	Y	Y	Y		Y	Y	
		AXYS MLA-010	MLA-010		Y	Y		Y						Y		Y								Y				Y							Y			
	PCB 100 2,2',4,4',6-Pentachlorobiphenyl	EPA 1668	MLA-010					Y		Y	Y	Y	Y	Y														Y		Y	Y	Y	Y		Y	Y	
		EPA 8270	MLA-007										Y																									
		AXYS MLA-010	MLA-010		Y	Y		Y						Y		Y								Y				Y							Y			
	PCB 101 2,2',4,5,5'-Pentachlorobiphenyl	EPA 1668	MLA-010					Y		Y	Y	Y	Y	Y														Y		Y	Y	Y	Y		Y	Y	
		AXYS MLA-010	MLA-010		Y	Y		Y						Y		Y								Y				Y							Y			
	PCB 101/90/89	AXYS MLA-007	MLA-007			Y										Y								Y													
		EPA 8270	MLA-007										Y																									
	PCB 102 2,2',4,5,6'-Pentachlorobiphenyl	EPA 1668	MLA-010					Y		Y	Y	Y	Y	Y														Y		Y	Y	Y	Y		Y	Y	
		AXYS MLA-010	MLA-010		Y	Y		Y						Y		Y								Y				Y							Y			
	PCB 103 2,2',4,5',6-Pentachlorobiphenyl	EPA 1668	MLA-010					Y		Y	Y	Y	Y	Y														Y		Y	Y	Y	Y		Y	Y	
		EPA 8270	MLA-007										Y																									
		AXYS MLA-010	MLA-010		Y	Y		Y						Y		Y								Y				Y							Y			
	PCB 104 2,2',4,6,6'-Pentachlorobiphenyl	EPA 1668	MLA-010					Y		Y	Y	Y	Y	Y														Y		Y	Y	Y	Y		Y	Y	
		EPA 8270	MLA-007										Y																									
		AXYS MLA-010	MLA-010		Y	Y		Y						Y		Y								Y				Y							Y			
	PCB 105 2,3,3',4,4'-Pentachlorobiphenyl	EPA 1668	MLA-010					Y		Y	Y	Y	Y	Y														Y		Y	Y	Y	Y		Y	Y	
		AXYS MLA-010	MLA-010		Y	Y		Y						Y		Y								Y				Y							Y			
	PCB 105/127	AXYS MLA-007	MLA-007			Y										Y								Y													
		EPA 8270	MLA-007										Y																									
	PCB 106 2,3,3',4,5-Pentachlorobiphenyl	EPA 1668	MLA-010					Y		Y	Y	Y	Y	Y														Y		Y	Y	Y	Y		Y	Y	
		AXYS MLA-010	MLA-010		Y	Y		Y						Y		Y								Y				Y							Y			
	PCB 107 2,3,3',4',5-Pentachlorobiphenyl	EPA 1668	MLA-010					Y		Y	Y	Y	Y	Y														Y		Y	Y	Y	Y		Y	Y	
		AXYS MLA-010	MLA-010		Y	Y		Y						Y		Y								Y				Y							Y			
	PCB 107/109	AXYS MLA-007	MLA-007			Y										Y								Y													
		EPA 8270	MLA-007										Y																									
	PCB 108 2,3,3',4,5'-Pentachlorobiphenyl	EPA 1668	MLA-010					Y		Y	Y	Y	Y	Y														Y		Y	Y	Y	Y		Y	Y	
		AXYS MLA-010	MLA-010		Y	Y		Y						Y		Y								Y				Y							Y			
	PCB 109 2,3,3',4,6-Pentachlorobiphenyl	EPA 1668	MLA-010					Y		Y	Y	Y	Y	Y														Y		Y	Y	Y	Y		Y	Y	

Accreditation Scope

AXYS Analytical Services Ltd.
file ref.: ACC-101 Rev.23

				Pulp	Serum	Solids										Tissue							Urine	Water	Water, Drinking				Water, Non-Potable									
Compound Class	Compound	Accredited Method ID	AXYS Method ID	CALA	CALA	CALA	California DPH	Florida DOH	Minnesota DOH	New Jersey DEP	New York DOH	Virginia DGS	Washington DE	Maine DOH	ANAB	CALA	Florida DOH	Minnesota DOH	New Jersey DEP	Virginia DGS	ANAB	CALA	CALA	Florida DOH	Minnesota DOH	New Jersey DEP	ANAB	California DPH	Florida DOH	Minnesota DOH	New Jersey DEP	New York DOH	Virginia DGS	Washington DE*	Maine DOH	ANAB	Pennsylvania DEP
		AXYS MLA-010	MLA-010		Y	Y		Y							Y	Y							Y						Y							Y	
	PCB 11 3,3'-Dichlorobiphenyl	EPA 1668	MLA-010					Y		Y	Y	Y	Y	Y	Y														Y		Y	Y	Y	Y		Y	Y
		EPA 8270	MLA-007										Y																								
		AXYS MLA-010	MLA-010		Y	Y		Y							Y	Y							Y						Y							Y	
	PCB 110 2,3,3',4',6-Pentachlorobiphenyl	AXYS MLA-007	MLA-007			Y										Y							Y														
		EPA 1668	MLA-010					Y		Y	Y	Y	Y	Y	Y														Y		Y	Y	Y	Y		Y	Y
		EPA 8270	MLA-007										Y																								
		AXYS MLA-010	MLA-010		Y	Y		Y							Y	Y							Y						Y							Y	
	PCB 111 2,3,3',5,5'-Pentachlorobiphenyl	EPA 1668	MLA-010					Y		Y	Y	Y	Y	Y	Y														Y		Y	Y	Y	Y		Y	Y
		AXYS MLA-010	MLA-010		Y	Y		Y							Y	Y							Y						Y							Y	
	PCB 111/117	EPA 8270	MLA-007										Y																								
	PCB 112 2,3,3',5,6-Pentachlorobiphenyl	EPA 1668	MLA-010					Y		Y	Y	Y	Y	Y	Y														Y		Y	Y	Y	Y		Y	Y
		EPA 8270	MLA-007										Y																								
		AXYS MLA-010	MLA-010		Y	Y		Y							Y	Y							Y						Y							Y	
	PCB 113 2,3,3',5',6-Pentachlorobiphenyl	EPA 1668	MLA-010					Y		Y	Y	Y	Y	Y	Y														Y		Y	Y	Y	Y		Y	Y
		EPA 8270	MLA-007										Y																								
		AXYS MLA-010	MLA-010		Y	Y		Y							Y	Y							Y						Y							Y	
	PCB 114 2,3,4,4',5-Pentachlorobiphenyl	EPA 1668	MLA-010					Y		Y	Y	Y	Y	Y	Y														Y		Y	Y	Y	Y		Y	Y
		EPA 8270	MLA-007										Y																								
		AXYS MLA-010	MLA-010		Y	Y		Y							Y	Y							Y						Y							Y	
	PCB 115 2,3,4,4',6-Pentachlorobiphenyl	EPA 1668	MLA-010					Y		Y	Y	Y	Y	Y	Y														Y		Y	Y	Y	Y		Y	Y
		AXYS MLA-010	MLA-010		Y	Y		Y							Y	Y							Y						Y							Y	
	PCB 116 2,3,4,5,6-Pentachlorobiphenyl	EPA 1668	MLA-010					Y		Y	Y	Y	Y	Y	Y														Y		Y	Y	Y	Y		Y	Y
		AXYS MLA-010	MLA-010		Y	Y		Y							Y	Y							Y						Y							Y	
	PCB 117 2,3,4',5,6-Pentachlorobiphenyl	EPA 1668	MLA-010					Y		Y	Y	Y	Y	Y	Y														Y		Y	Y	Y	Y		Y	Y
		AXYS MLA-010	MLA-010		Y	Y		Y							Y	Y							Y						Y							Y	
	PCB 118 2,3',4,4',5-Pentachlorobiphenyl	AXYS MLA-901	MLA-901		Y																																
		EPA 1668	MLA-010					Y		Y	Y	Y	Y	Y	Y														Y		Y	Y	Y	Y		Y	Y
		AXYS MLA-010	MLA-010		Y	Y		Y							Y	Y							Y						Y							Y	
	PCB 118/106	AXYS MLA-007	MLA-007			Y										Y							Y														
		EPA 8270	MLA-007										Y																								
	PCB 119 2,3',4,4',6-Pentachlorobiphenyl	EPA 1668	MLA-010					Y		Y	Y	Y	Y	Y	Y														Y		Y	Y	Y	Y		Y	Y
		EPA 8270	MLA-007										Y																								
		AXYS MLA-010	MLA-010		Y	Y		Y							Y	Y							Y						Y							Y	
	PCB 12 3,4-Dichlorobiphenyl	EPA 1668	MLA-010					Y		Y	Y	Y	Y	Y	Y														Y		Y	Y	Y	Y		Y	Y
		AXYS MLA-010	MLA-010		Y	Y		Y							Y	Y							Y						Y							Y	
	PCB 12/13	EPA 8270	MLA-007										Y																								
	PCB 120 2,3',4,5,5'-Pentachlorobiphenyl	EPA 1668	MLA-010					Y		Y	Y	Y	Y	Y	Y														Y		Y	Y	Y	Y		Y	Y
		AXYS MLA-010	MLA-010		Y	Y		Y							Y	Y							Y						Y							Y	
	PCB 121 2,3',4,5',6-Pentachlorobiphenyl	EPA 1668	MLA-010					Y		Y	Y	Y	Y	Y	Y														Y		Y	Y	Y	Y		Y	Y
		AXYS MLA-010	MLA-010		Y	Y		Y							Y	Y							Y						Y							Y	
	PCB 122 2,3,3',4',5'-Pentachlorobiphenyl	EPA 1668	MLA-010					Y		Y	Y	Y	Y	Y	Y														Y		Y	Y	Y	Y		Y	Y
		EPA 8270	MLA-007										Y																								
		AXYS MLA-010	MLA-010		Y	Y		Y							Y	Y							Y						Y							Y	
	PCB 123 2,3',4,4',5'-Pentachlorobiphenyl	EPA 1668	MLA-010					Y		Y	Y	Y	Y	Y	Y														Y		Y	Y	Y	Y		Y	Y
		EPA 8270	MLA-007										Y																								
		AXYS MLA-010	MLA-010		Y	Y		Y							Y	Y							Y						Y							Y	
	PCB 124 2,3',4',5,5'-Pentachlorobiphenyl	EPA 1668	MLA-010					Y		Y	Y	Y	Y	Y	Y														Y		Y	Y	Y	Y		Y	Y
		EPA 8270	MLA-007										Y																								
		AXYS MLA-010	MLA-010		Y	Y		Y							Y	Y							Y						Y							Y	

Accreditation Scope

AXYS Analytical Services Ltd.
file ref.: ACC-101 Rev.23

Compound Class	Compound	Accredited Method ID	AXYS Method ID	Pulp	Serum	Solids										Tissue						Urine	Water	Water, Drinking				Water, Non-Potable								
				CALA	CALA	CALA	California DPH	Florida DOH	Minnesota DOH	New Jersey DEP	New York DOH	Virginia DGS	Washington DE	Maine DOH	ANAB	CALA	Florida DOH	Minnesota DOH	New Jersey DEP	Virginia DGS	ANAB	CALA	CALA	Florida DOH	Minnesota DOH	New Jersey DEP	ANAB	California DPH	Florida DOH	Minnesota DOH	New Jersey DEP	New York DOH	Virginia DGS	Washington DE*	Maine DOH	ANAB	Pennsylvania DEP
	PCB 125 2,3',4',5',6-Pentachlorobiphenyl	EPA 1668	MLA-010					Y		Y	Y	Y	Y	Y	Y														Y		Y	Y	Y	Y		Y	Y
		EPA 8270	MLA-007										Y																								
		AXYS MLA-010	MLA-010		Y	Y		Y							Y	Y							Y						Y							Y	
	PCB 126 3,3',4,4',5-Pentachlorobiphenyl	AXYS MLA-007	MLA-007			Y										Y							Y														
		EPA 1668	MLA-010					Y		Y	Y	Y	Y	Y	Y														Y		Y	Y	Y	Y		Y	Y
		EPA 8270	MLA-007										Y																								
		AXYS MLA-010	MLA-010		Y	Y		Y							Y	Y							Y						Y							Y	
	PCB 127 3,3',4,5,5'-Pentachlorobiphenyl	EPA 1668	MLA-010					Y		Y	Y	Y	Y	Y	Y														Y		Y	Y	Y	Y		Y	Y
		AXYS MLA-010	MLA-010		Y	Y		Y							Y	Y							Y						Y							Y	
	PCB 128 2,2',3,3',4,4'-Hexachlorobiphenyl	AXYS MLA-007	MLA-007			Y										Y							Y														
		EPA 1668	MLA-010					Y		Y	Y	Y	Y	Y	Y														Y		Y	Y	Y	Y		Y	Y
		EPA 8270	MLA-007										Y																								
		AXYS MLA-010	MLA-010		Y	Y		Y							Y	Y							Y						Y							Y	
	PCB 129 2,2',3,3',4,5-Hexachlorobiphenyl	AXYS MLA-007	MLA-007			Y										Y							Y														
		EPA 1668	MLA-010					Y		Y	Y	Y	Y	Y	Y														Y		Y	Y	Y	Y		Y	Y
		EPA 8270	MLA-007										Y																								
		AXYS MLA-010	MLA-010		Y	Y		Y							Y	Y							Y						Y							Y	
	PCB 13 3,4'-Dichlorobiphenyl	EPA 1668	MLA-010					Y		Y	Y	Y	Y	Y	Y														Y		Y	Y	Y	Y		Y	Y
		AXYS MLA-010	MLA-010		Y	Y		Y							Y	Y							Y						Y							Y	
	PCB 130 2,2',3,3',4,5'-Hexachlorobiphenyl	AXYS MLA-007	MLA-007			Y										Y							Y														
		EPA 1668	MLA-010					Y		Y	Y	Y	Y		Y														Y		Y	Y	Y	Y		Y	Y
		EPA 8270	MLA-007										Y																								
		AXYS MLA-010	MLA-010		Y	Y		Y							Y	Y							Y						Y							Y	
	PCB 131 2,2',3,3',4,6-Hexachlorobiphenyl	EPA 1668	MLA-010					Y		Y	Y	Y	Y	Y	Y														Y		Y	Y	Y	Y		Y	Y
		AXYS MLA-010	MLA-010		Y	Y		Y							Y	Y							Y						Y							Y	
	PCB 131/142	AXYS MLA-007	MLA-007			Y										Y							Y														
		EPA 8270	MLA-007										Y																								
	PCB 132 2,2',3,3',4,6'-Hexachlorobiphenyl	EPA 1668	MLA-010					Y		Y	Y	Y	Y	Y	Y														Y		Y	Y	Y	Y		Y	Y
		AXYS MLA-010	MLA-010		Y	Y		Y							Y	Y							Y						Y							Y	
	PCB 132/168	EPA 8270	MLA-007										Y																								
	PCB 133 2,2',3,3',5,5'-Hexachlorobiphenyl	EPA 1668	MLA-010					Y		Y	Y	Y	Y	Y	Y														Y		Y	Y	Y	Y		Y	Y
		EPA 8270	MLA-007										Y																								
		AXYS MLA-010	MLA-010		Y	Y		Y							Y	Y							Y						Y							Y	
	PCB 134 2,2',3,3',5,6-Hexachlorobiphenyl	EPA 1668	MLA-010					Y		Y	Y	Y	Y	Y	Y														Y		Y	Y	Y	Y		Y	Y
		AXYS MLA-010	MLA-010		Y	Y		Y							Y	Y							Y						Y							Y	
	PCB 134/143	AXYS MLA-007	MLA-007			Y										Y							Y														
		EPA 8270	MLA-007										Y																								
	PCB 135 2,2',3,3',5,6'-Hexachlorobiphenyl	EPA 1668	MLA-010					Y		Y	Y	Y	Y	Y	Y														Y		Y	Y	Y	Y		Y	Y
		AXYS MLA-010	MLA-010		Y	Y		Y							Y	Y							Y						Y							Y	
	PCB 136 2,2',3,3',6,6'-Hexachlorobiphenyl	AXYS MLA-007	MLA-007			Y										Y							Y														
		EPA 1668	MLA-010					Y		Y	Y	Y	Y	Y	Y														Y		Y	Y	Y	Y		Y	Y
		EPA 8270	MLA-007										Y																								
		AXYS MLA-010	MLA-010		Y	Y		Y							Y	Y							Y						Y							Y	
	PCB 137 2,2',3,4,4',5-Hexachlorobiphenyl	AXYS MLA-007	MLA-007			Y										Y							Y														
		EPA 1668	MLA-010					Y		Y	Y	Y	Y	Y	Y														Y		Y	Y	Y	Y		Y	Y
		EPA 8270	MLA-007										Y																								
		AXYS MLA-010	MLA-010		Y	Y		Y							Y	Y							Y						Y							Y	
	PCB 138 2,2',3,4,4',5'-Hexachlorobiphenyl	AXYS MLA-901	MLA-901		Y																																
		EPA 1668	MLA-010					Y		Y	Y	Y	Y	Y	Y														Y		Y	Y	Y	Y		Y	Y
		AXYS MLA-010	MLA-010		Y	Y		Y							Y	Y							Y						Y							Y	

Accreditation Scope

AXYS Analytical Services Ltd.
file ref.: ACC-101 Rev.23

Compound Class	Compound	Accredited Method ID	AXYS Method ID	Pulp: CALA	Serum: CALA	Solids: CALA	Solids: California DPH	Solids: Florida DOH	Solids: Minnesota DOH	Solids: New Jersey DEP	Solids: New York DOH	Solids: Virginia DGS	Solids: Washington DE	Solids: Maine DOH	Solids: ANAB	Tissue: CALA	Tissue: Florida DOH	Tissue: Minnesota DOH	Tissue: New Jersey DEP	Tissue: Virginia DGS	Tissue: ANAB	Urine: CALA	Water: CALA	Water, Drinking: Florida DOH	Water, Drinking: Minnesota DOH	Water, Drinking: New Jersey DEP	Water, Drinking: ANAB	Water, Non-Potable: California DPH	Water, Non-Potable: Florida DOH	Water, Non-Potable: Minnesota DOH	Water, Non-Potable: New Jersey DEP	Water, Non-Potable: New York DOH	Water, Non-Potable: Virginia DGS	Water, Non-Potable: Washington DE*	Water, Non-Potable: Maine DOH	Water, Non-Potable: ANAB	Water, Non-Potable: Pennsylvania DEP
	PCB 138/163/164	AXYS MLA-007	MLA-007			Y										Y							Y													
		EPA 8270	MLA-007										Y																							
	PCB 139 2,2',3,4,4',6-Hexachlorobiphenyl	EPA 1668	MLA-010					Y		Y	Y	Y	Y	Y	Y													Y		Y	Y	Y	Y		Y	Y
		AXYS MLA-010	MLA-010		Y	Y		Y							Y	Y							Y					Y							Y	
	PCB 14 3,5-Dichlorobiphenyl	EPA 1668	MLA-010					Y		Y	Y	Y	Y	Y	Y													Y		Y	Y	Y	Y		Y	Y
		EPA 8270	MLA-007										Y																							
		AXYS MLA-010	MLA-010		Y	Y		Y							Y	Y							Y					Y							Y	
	PCB 140 2,2',3,4,4',6'-Hexachlorobiphenyl	EPA 1668	MLA-010					Y		Y	Y	Y	Y	Y	Y													Y		Y	Y	Y	Y		Y	Y
		EPA 8270	MLA-007										Y																							
		AXYS MLA-010	MLA-010		Y	Y		Y							Y	Y							Y					Y							Y	
	PCB 141 2,2',3,4,5,5'-Hexachlorobiphenyl	EPA 1668	MLA-010					Y		Y	Y	Y	Y	Y	Y													Y		Y	Y	Y	Y		Y	Y
		EPA 8270	MLA-007										Y																							
		AXYS MLA-010	MLA-010		Y	Y		Y							Y	Y							Y					Y							Y	
	PCB 142 2,2',3,4,5,6-Hexachlorobiphenyl	EPA 1668	MLA-010					Y		Y	Y	Y	Y	Y	Y													Y		Y	Y	Y	Y		Y	Y
		AXYS MLA-010	MLA-010		Y	Y		Y							Y	Y							Y					Y							Y	
	PCB 143 2,2',3,4,5,6'-Hexachlorobiphenyl	EPA 1668	MLA-010					Y		Y	Y	Y	Y	Y	Y													Y		Y	Y	Y	Y		Y	Y
		AXYS MLA-010	MLA-010		Y	Y		Y							Y	Y							Y					Y							Y	
	PCB 144 2,2',3,4,5',6-Hexachlorobiphenyl	EPA 1668	MLA-010					Y		Y	Y	Y	Y	Y	Y													Y		Y	Y	Y	Y		Y	Y
		AXYS MLA-010	MLA-010		Y	Y		Y							Y	Y							Y					Y							Y	
	PCB 144/135	AXYS MLA-007	MLA-007			Y										Y							Y													
		EPA 8270	MLA-007										Y																							
	PCB 145 2,2',3,4,6,6'-Hexachlorobiphenyl	EPA 1668	MLA-010					Y		Y	Y	Y	Y	Y	Y													Y		Y	Y	Y	Y		Y	Y
		EPA 8270	MLA-007										Y																							
		AXYS MLA-010	MLA-010		Y	Y		Y							Y	Y							Y					Y							Y	
	PCB 146 2,2',3,4',5,5'-Hexachlorobiphenyl	AXYS MLA-007	MLA-007			Y										Y							Y													
		AXYS MLA-901	MLA-901		Y																															
		EPA 1668	MLA-010					Y		Y	Y	Y	Y	Y	Y													Y		Y	Y	Y	Y		Y	Y
		EPA 8270	MLA-007										Y																							
		AXYS MLA-010	MLA-010		Y	Y		Y							Y	Y							Y					Y							Y	
	PCB 147 2,2',3,4',5,6-Hexachlorobiphenyl	EPA 1668	MLA-010					Y		Y	Y	Y	Y	Y	Y													Y		Y	Y	Y	Y		Y	Y
		EPA 8270	MLA-007										Y																							
		AXYS MLA-010	MLA-010		Y	Y		Y							Y	Y							Y					Y							Y	
	PCB 148 2,2',3,4',5,6'-Hexachlorobiphenyl	EPA 1668	MLA-010					Y		Y	Y	Y	Y	Y	Y													Y		Y	Y	Y	Y		Y	Y
		EPA 8270	MLA-007										Y																							
		AXYS MLA-010	MLA-010		Y	Y		Y							Y	Y							Y					Y							Y	
	PCB 149 2,2',3,4',5',6-Hexachlorobiphenyl	EPA 1668	MLA-010					Y		Y	Y	Y	Y	Y	Y													Y		Y	Y	Y	Y		Y	Y
		AXYS MLA-010	MLA-010		Y	Y		Y							Y	Y							Y					Y							Y	
	PCB 149/139	AXYS MLA-007	MLA-007			Y										Y							Y													
		EPA 8270	MLA-007										Y																							
	PCB 15 4,4'-Dichlorobiphenyl	AXYS MLA-007	MLA-007			Y										Y							Y													
		EPA 1668	MLA-010					Y		Y	Y	Y	Y	Y	Y													Y		Y	Y	Y	Y		Y	Y
		EPA 8270	MLA-007										Y																							
		AXYS MLA-010	MLA-010		Y	Y		Y							Y	Y							Y					Y							Y	
	PCB 150 2,2',3,4',6,6'-Hexachlorobiphenyl	EPA 1668	MLA-010					Y		Y	Y	Y	Y	Y	Y													Y		Y	Y	Y	Y		Y	Y
		EPA 8270	MLA-007										Y																							
		AXYS MLA-010	MLA-010		Y	Y		Y							Y	Y							Y					Y							Y	
	PCB 151 2,2',3,5,5',6-Hexachlorobiphenyl	AXYS MLA-007	MLA-007			Y										Y							Y													
		EPA 1668	MLA-010					Y		Y	Y	Y	Y	Y	Y													Y		Y	Y	Y	Y		Y	Y
		EPA 8270	MLA-007										Y																							
		AXYS MLA-010	MLA-010		Y	Y		Y							Y	Y							Y					Y							Y	

Accreditation Scope

AXYS Analytical Services Ltd.
file ref.: ACC-101 Rev.23

Compound Class	Compound	Accredited Method ID	AXYS Method ID	Pulp	Serum	Solids										Tissue						Urine	Water	Water, Drinking				Water, Non-Potable									
				CALA	CALA	CALA	California DPH	Florida DOH	Minnesota DOH	New Jersey DEP	New York DOH	Virginia DGS	Washington DE	Maine DOH	ANAB	CALA	Florida DOH	Minnesota DOH	New Jersey DEP	Virginia DGS	ANAB	CALA	CALA	Florida DOH	Minnesota DOH	New Jersey DEP	ANAB	California DPH	Florida DOH	Minnesota DOH	New Jersey DEP	New York DOH	Virginia DGS	Washington DE*	Maine DOH	ANAB	Pennsylvania DEP
	PCB 152 2,2',3,5,6,6'-Hexachlorobiphenyl	EPA 1668	MLA-010					Y		Y	Y	Y	Y	Y	Y														Y		Y	Y	Y	Y		Y	Y
		EPA 8270	MLA-007										Y																								
		AXYS MLA-010	MLA-010		Y	Y		Y							Y	Y							Y						Y							Y	
	PCB 153 2,2',4,4',5,5'-Hexachlorobiphenyl	AXYS MLA-007	MLA-007			Y										Y							Y														
		AXYS MLA-901	MLA-901		Y																																
		EPA 1668	MLA-010					Y		Y	Y	Y	Y	Y	Y														Y		Y	Y	Y	Y		Y	Y
		EPA 8270	MLA-007										Y																								
		AXYS MLA-010	MLA-010		Y	Y		Y							Y	Y							Y						Y							Y	
	PCB 154 2,2',4,4',5,6'-Hexachlorobiphenyl	EPA 1668	MLA-010					Y		Y	Y	Y	Y	Y	Y														Y		Y	Y	Y	Y		Y	Y
		EPA 8270	MLA-007										Y																								
		AXYS MLA-010	MLA-010		Y	Y		Y							Y	Y							Y						Y							Y	
	PCB 155 2,2',4,4',6,6'-Hexachlorobiphenyl	EPA 1668	MLA-010					Y		Y	Y	Y	Y	Y	Y														Y		Y	Y	Y	Y		Y	Y
		EPA 8270	MLA-007										Y																								
		AXYS MLA-010	MLA-010		Y	Y		Y							Y	Y							Y						Y							Y	
	PCB 156 2,3,3',4,4',5-Hexachlorobiphenyl	AXYS MLA-007	MLA-007			Y										Y							Y														
		AXYS MLA-901	MLA-901		Y																																
		EPA 1668	MLA-010					Y		Y	Y	Y	Y	Y	Y														Y		Y	Y	Y	Y		Y	Y
		EPA 8270	MLA-007										Y																								
		AXYS MLA-010	MLA-010		Y	Y		Y							Y	Y							Y						Y							Y	
	PCB 157 2,3,3',4,4',5'-Hexachlorobiphenyl	AXYS MLA-007	MLA-007			Y										Y							Y														
		EPA 1668	MLA-010					Y		Y	Y	Y	Y	Y	Y														Y		Y	Y	Y	Y		Y	Y
		EPA 8270	MLA-007										Y																								
		AXYS MLA-010	MLA-010		Y	Y		Y							Y	Y							Y						Y							Y	
	PCB 158 2,3,3',4,4',6-Hexachlorobiphenyl	EPA 1668	MLA-010					Y		Y	Y	Y	Y	Y	Y														Y		Y	Y	Y	Y		Y	Y
		AXYS MLA-010	MLA-010		Y	Y		Y							Y	Y							Y						Y							Y	
	PCB 158/160	AXYS MLA-007	MLA-007			Y										Y							Y														
		EPA 8270	MLA-007										Y																								
	PCB 159 2,3,3',4,5,5'-Hexachlorobiphenyl	AXYS MLA-007	MLA-007			Y										Y							Y														
		EPA 1668	MLA-010					Y		Y	Y	Y	Y	Y	Y														Y		Y	Y	Y	Y		Y	Y
		EPA 8270	MLA-007										Y																								
		AXYS MLA-010	MLA-010		Y	Y		Y							Y	Y							Y						Y							Y	
	PCB 16 2,2',3-Trichlorobiphenyl	EPA 1668	MLA-010					Y		Y	Y	Y	Y	Y	Y														Y		Y	Y	Y	Y		Y	Y
		AXYS MLA-010	MLA-010		Y	Y		Y							Y	Y							Y						Y							Y	
	PCB 16/32	AXYS MLA-007	MLA-007			Y										Y							Y														
		EPA 8270	MLA-007										Y																								
	PCB 160 2,3,3',4,5,6-Hexachlorobiphenyl	AXYS MLA-007	MLA-007			Y										Y							Y														
		EPA 1668	MLA-010					Y		Y	Y	Y	Y	Y	Y														Y		Y	Y	Y	Y		Y	Y
		AXYS MLA-010	MLA-010		Y	Y		Y							Y	Y							Y						Y							Y	
	PCB 161 2,3,3',4,5',6-Hexachlorobiphenyl	AXYS MLA-007	MLA-007			Y										Y							Y														
		EPA 1668	MLA-010					Y		Y	Y	Y	Y	Y	Y														Y		Y	Y	Y	Y		Y	Y
		EPA 8270	MLA-007										Y																								
		AXYS MLA-010	MLA-010		Y	Y		Y							Y	Y							Y						Y							Y	
	PCB 162 2,3,3',4',5,5'-Hexachlorobiphenyl	EPA 1668	MLA-010					Y		Y	Y	Y	Y	Y	Y														Y		Y	Y	Y	Y		Y	Y
		EPA 8270	MLA-007										Y																								
		AXYS MLA-010	MLA-010		Y	Y		Y							Y	Y							Y						Y							Y	
	PCB 163 2,3,3',4',5,6-Hexachlorobiphenyl	EPA 1668	MLA-010					Y		Y	Y	Y	Y	Y	Y														Y		Y	Y	Y	Y		Y	Y
		AXYS MLA-010	MLA-010		Y	Y		Y							Y	Y							Y						Y							Y	
	PCB 164 2,3,3',4',5',6-Hexachlorobiphenyl	EPA 1668	MLA-010					Y		Y	Y	Y	Y	Y	Y														Y		Y	Y	Y	Y		Y	Y
		AXYS MLA-010	MLA-010		Y	Y		Y							Y	Y							Y						Y							Y	
	PCB 165 2,3,3',5,5',6-Hexachlorobiphenyl	EPA 1668	MLA-010					Y		Y	Y	Y	Y	Y	Y														Y		Y	Y	Y	Y		Y	Y

Accreditation Scope

AXYS Analytical Services Ltd.
file ref.: ACC-101 Rev.23

Compound Class	Compound	Accredited Method ID	AXYS Method ID	Pulp	Serum	Solids									Tissue							Urine	Water	Water, Drinking				Water, Non-Potable								
				CALA	CALA	CALA	California DPH	Florida DOH	Minnesota DOH	New Jersey DEP	New York DOH	Virginia DGS	Washington DE	Maine DOH	ANAB	CALA	Florida DOH	Minnesota DOH	New Jersey DEP	Virginia DGS	ANAB	CALA	CALA	Florida DOH	Minnesota DOH	New Jersey DEP	ANAB	California DPH	Florida DOH	Minnesota DOH	New Jersey DEP	New York DOH	Virginia DGS	Washington DE*	Maine DOH	ANAB	Pennsylvania DEP
		EPA 8270	MLA-007										Y																						
		AXYS MLA-010	MLA-010		Y	Y		Y						Y	Y								Y					Y							Y	
	PCB 166 2,3,4,4',5,6-Hexachlorobiphenyl	EPA 1668	MLA-010					Y		Y	Y	Y	Y	Y														Y		Y	Y	Y	Y		Y	Y
		EPA 8270	MLA-007										Y																							
		AXYS MLA-010	MLA-010		Y	Y		Y						Y	Y								Y					Y							Y	
	PCB 167 2,3',4,4',5,5'-Hexachlorobiphenyl	EPA 1668	MLA-010					Y		Y	Y	Y	Y	Y														Y		Y	Y	Y	Y		Y	Y
		EPA 8270	MLA-007										Y																							
		AXYS MLA-010	MLA-010		Y	Y		Y						Y	Y								Y					Y							Y	
	PCB 168 2,3',4,4',5,6-Hexachlorobiphenyl	EPA 1668	MLA-010					Y		Y	Y	Y	Y	Y														Y		Y	Y	Y	Y		Y	Y
		AXYS MLA-010	MLA-010		Y	Y		Y						Y	Y								Y					Y							Y	
	PCB 169 3,3',4,4',5,5'-Hexachlorobiphenyl	AXYS MLA-007	MLA-007			Y									Y								Y												
		EPA 1668	MLA-010					Y		Y	Y	Y	Y	Y														Y		Y	Y	Y	Y		Y	Y
		EPA 8270	MLA-007										Y																							
		AXYS MLA-010	MLA-010		Y	Y		Y						Y	Y								Y					Y							Y	
	PCB 17 2,2',4-Trichlorobiphenyl	AXYS MLA-007	MLA-007			Y									Y								Y												
		EPA 1668	MLA-010					Y		Y	Y	Y	Y	Y														Y		Y	Y	Y	Y		Y	Y
		EPA 8270	MLA-007										Y																							
		AXYS MLA-010	MLA-010		Y	Y		Y						Y	Y								Y					Y							Y	
	PCB 170 2,2',3,3',4,4',5-Heptachlorobiphenyl	AXYS MLA-901	MLA-901		Y																															
		EPA 1668	MLA-010					Y		Y	Y	Y	Y	Y														Y		Y	Y	Y	Y		Y	Y
		AXYS MLA-010	MLA-010		Y	Y		Y						Y	Y								Y					Y							Y	
	PCB 170/190	AXYS MLA-007	MLA-007			Y									Y								Y												
		EPA 8270	MLA-007										Y																							
	PCB 171 2,2',3,3',4,4',6-Heptachlorobiphenyl	AXYS MLA-007	MLA-007			Y									Y								Y												
		EPA 1668	MLA-010					Y		Y	Y	Y	Y	Y														Y		Y	Y	Y	Y		Y	Y
		EPA 8270	MLA-007										Y																							
		AXYS MLA-010	MLA-010		Y	Y		Y						Y	Y								Y					Y							Y	
	PCB 172 2,2',3,3',4,5,5'-Heptachlorobiphenyl	EPA 1668	MLA-010					Y		Y	Y	Y	Y	Y														Y		Y	Y	Y	Y		Y	Y
		AXYS MLA-010	MLA-010		Y	Y		Y						Y	Y								Y					Y							Y	
	PCB 172/192	AXYS MLA-007	MLA-007			Y									Y								Y												
		EPA 8270	MLA-007										Y																							
	PCB 173 2,2',3,3',4,5,6-Heptachlorobiphenyl	EPA 1668	MLA-010					Y		Y	Y	Y	Y	Y														Y		Y	Y	Y	Y		Y	Y
		EPA 8270	MLA-007										Y																							
		AXYS MLA-010	MLA-010		Y	Y		Y						Y	Y								Y					Y							Y	
	PCB 174 2,2',3,3',4,5,6'-Heptachlorobiphenyl	EPA 1668	MLA-010					Y		Y	Y	Y	Y	Y														Y		Y	Y	Y	Y		Y	Y
		AXYS MLA-010	MLA-010		Y	Y		Y						Y	Y								Y					Y							Y	
	PCB 174/181	AXYS MLA-007	MLA-007			Y									Y								Y												
		EPA 8270	MLA-007										Y																							
	PCB 175 2,2',3,3',4,5',6-Heptachlorobiphenyl	AXYS MLA-007	MLA-007			Y									Y								Y												
		EPA 1668	MLA-010					Y		Y	Y	Y	Y	Y														Y		Y	Y	Y	Y		Y	Y
		EPA 8270	MLA-007										Y																							
		AXYS MLA-010	MLA-010		Y	Y		Y						Y	Y								Y					Y							Y	
	PCB 176 2,2',3,3',4,6,6'-Heptachlorobiphenyl	AXYS MLA-007	MLA-007			Y									Y								Y												
		EPA 1668	MLA-010					Y		Y	Y	Y	Y	Y														Y		Y	Y	Y	Y		Y	Y
		EPA 8270	MLA-007										Y																							
		AXYS MLA-010	MLA-010		Y	Y		Y						Y	Y								Y					Y							Y	
	PCB 177 2,2',3,3',4,5',6'-Heptachlorobiphenyl	AXYS MLA-007	MLA-007			Y									Y								Y												
		EPA 1668	MLA-010					Y		Y	Y	Y	Y	Y														Y		Y	Y	Y	Y		Y	Y
		EPA 8270	MLA-007										Y																							
		AXYS MLA-010	MLA-010		Y	Y		Y						Y	Y								Y					Y							Y	

Accreditation Scope

AXYS Analytical Services Ltd.
file ref.: ACC-101 Rev.23

Compound Class	Compound	Accredited Method ID	AXYS Method ID	Pulp	Serum	Solids									Tissue							Urine	Water	Water, Drinking				Water, Non-Potable								
				CALA	CALA	CALA	California DPH	Florida DOH	Minnesota DOH	New Jersey DEP	New York DOH	Virginia DGS	Washington DE	Maine DOH	ANAB	CALA	Florida DOH	Minnesota DOH	New Jersey DEP	Virginia DGS	ANAB	CALA	CALA	Florida DOH	Minnesota DOH	New Jersey DEP	ANAB	California DPH	Florida DOH	Minnesota DOH	New Jersey DEP	New York DOH	Virginia DGS	Washington DE*	Maine DOH	ANAB	Pennsylvania DEP
	PCB 178 2,2',3,3',5,5',6-Heptachlorobiphenyl	AXYS MLA-007	MLA-007			Y									Y							Y														
		EPA 1668	MLA-010					Y		Y	Y	Y	Y	Y	Y														Y		Y	Y	Y	Y		Y	Y
		EPA 8270	MLA-007										Y																								
		AXYS MLA-010	MLA-010		Y	Y		Y							Y	Y							Y						Y							Y	
	PCB 179 2,2',3,3',5,6,6'-Heptachlorobiphenyl	AXYS MLA-007	MLA-007			Y									Y								Y														
		EPA 1668	MLA-010					Y		Y	Y	Y	Y	Y	Y														Y		Y	Y	Y	Y		Y	Y
		EPA 8270	MLA-007										Y																								
		AXYS MLA-010	MLA-010		Y	Y		Y							Y	Y							Y						Y							Y	
	PCB 18 2,2',5-Trichlorobiphenyl	AXYS MLA-007	MLA-007			Y									Y								Y														
		EPA 1668	MLA-010					Y		Y	Y	Y	Y	Y	Y														Y		Y	Y	Y	Y		Y	Y
		EPA 8270	MLA-007										Y																								
		AXYS MLA-010	MLA-010		Y	Y		Y							Y	Y							Y						Y							Y	
	PCB 180 2,2',3,4,4',5,5'-Heptachlorobiphenyl	AXYS MLA-007	MLA-007			Y									Y								Y														
		AXYS MLA-901	MLA-901		Y																																
		EPA 1668	MLA-010					Y		Y	Y	Y	Y	Y	Y														Y		Y	Y	Y	Y		Y	Y
		EPA 8270	MLA-007										Y																								
		AXYS MLA-010	MLA-010		Y	Y		Y							Y	Y							Y						Y							Y	
	PCB 181 2,2',3,4,4',5,6-Heptachlorobiphenyl	EPA 1668	MLA-010					Y		Y	Y	Y	Y	Y	Y														Y		Y	Y	Y	Y		Y	Y
		AXYS MLA-010	MLA-010		Y	Y		Y							Y								Y						Y							Y	
	PCB 182 2,2',3,4,4',5,6'-Heptachlorobiphenyl	EPA 1668	MLA-010					Y		Y	Y	Y	Y	Y	Y														Y		Y	Y	Y	Y		Y	Y
		AXYS MLA-010	MLA-010		Y	Y		Y							Y	Y							Y						Y							Y	
	PCB 183 2,2',3,4,4',5',6-Heptachlorobiphenyl	AXYS MLA-007	MLA-007			Y									Y								Y														
		EPA 1668	MLA-010					Y		Y	Y	Y	Y	Y	Y														Y		Y	Y	Y	Y		Y	Y
		EPA 8270	MLA-007										Y																								
		AXYS MLA-010	MLA-010		Y	Y		Y							Y	Y							Y						Y							Y	
	PCB 184 2,2',3,4,4',6,6'-Heptachlorobiphenyl	EPA 1668	MLA-010					Y		Y	Y	Y	Y	Y	Y														Y		Y	Y	Y	Y		Y	Y
		EPA 8270	MLA-007										Y																								
		AXYS MLA-010	MLA-010		Y	Y		Y							Y	Y							Y						Y							Y	
	PCB 185 2,2',3,4,5,5',6-Heptachlorobiphenyl	AXYS MLA-007	MLA-007			Y									Y								Y														
		EPA 1668	MLA-010					Y		Y	Y	Y	Y	Y	Y														Y		Y	Y	Y	Y		Y	Y
		EPA 8270	MLA-007										Y																								
		AXYS MLA-010	MLA-010		Y	Y		Y							Y	Y							Y						Y							Y	
	PCB 186 2,2',3,4,5,6,6'-Heptachlorobiphenyl	EPA 1668	MLA-010					Y		Y	Y	Y	Y	Y	Y														Y		Y	Y	Y	Y		Y	Y
		EPA 8270	MLA-007										Y																								
		AXYS MLA-010	MLA-010		Y	Y		Y							Y	Y							Y						Y							Y	
	PCB 187 2,2',3,4',5,5',6-Heptachlorobiphenyl	AXYS MLA-901	MLA-901		Y																																
		EPA 1668	MLA-010					Y		Y	Y	Y	Y	Y	Y														Y		Y	Y	Y	Y		Y	Y
		AXYS MLA-010	MLA-010		Y	Y		Y							Y								Y						Y							Y	
	PCB 187/182	AXYS MLA-007	MLA-007			Y									Y								Y														
		EPA 8270	MLA-007										Y																								
	PCB 188 2,2',3,4',5,6,6'-Heptachlorobiphenyl	EPA 1668	MLA-010					Y		Y	Y	Y	Y	Y	Y														Y		Y	Y	Y	Y		Y	Y
		EPA 8270	MLA-007										Y																								
		AXYS MLA-010	MLA-010		Y	Y		Y							Y								Y						Y							Y	
	PCB 189 2,3,3',4,4',5,5'-Heptachlorobiphenyl	AXYS MLA-007	MLA-007			Y									Y								Y														
		EPA 1668	MLA-010					Y		Y	Y	Y	Y	Y	Y														Y		Y	Y	Y	Y		Y	Y
		EPA 8270	MLA-007										Y																								
		AXYS MLA-010	MLA-010		Y	Y		Y							Y								Y						Y							Y	
	PCB 19 2,2',6-Trichlorobiphenyl	AXYS MLA-007	MLA-007			Y									Y								Y														
		EPA 1668	MLA-010					Y		Y	Y	Y	Y	Y	Y														Y		Y	Y	Y	Y		Y	Y
		EPA 8270	MLA-007										Y																								

Accreditation Scope

AXYS Analytical Services Ltd.
file ref.: ACC-101 Rev.23

Compound Class	Compound	Accredited Method ID	AXYS Method ID	Pulp	Serum	Solids										Tissue							Urine	Water	Water, Drinking				Water, Non-Potable									
				CALA	CALA	CALA	California DPH	Florida DOH	Minnesota DOH	New Jersey DEP	New York DOH	Virginia DGS	Washington DE	Maine DOH	ANAB	CALA	Florida DOH	Minnesota DOH	New Jersey DEP	Virginia DGS	ANAB	CALA	CALA	Florida DOH	Minnesota DOH	New Jersey DEP	ANAB	California DPH	Florida DOH	Minnesota DOH	New Jersey DEP	New York DOH	Virginia DGS	Washington DE*	Maine DOH	ANAB	Pennsylvania DEP
		AXYS MLA-010	MLA-010		Y	Y		Y						Y	Y								Y					Y							Y		
	PCB 190 2,3,3',4,4',5,6-Heptachlorobiphenyl	EPA 1668	MLA-010					Y		Y	Y	Y	Y	Y	Y														Y		Y	Y	Y	Y		Y	Y
		AXYS MLA-010	MLA-010		Y	Y		Y						Y	Y								Y						Y							Y		
	PCB 191 2,3,3',4,4',5',6-Heptachlorobiphenyl	AXYS MLA-007	MLA-007			Y										Y							Y														
		EPA 1668	MLA-010					Y		Y	Y	Y	Y	Y	Y														Y		Y	Y	Y	Y		Y	Y
		EPA 8270	MLA-007										Y																									
		AXYS MLA-010	MLA-010		Y	Y		Y						Y	Y								Y						Y							Y		
	PCB 192 2,3,3',4,5,5',6-Heptachlorobiphenyl	EPA 1668	MLA-010					Y		Y	Y	Y	Y	Y	Y														Y		Y	Y	Y	Y		Y	Y
		AXYS MLA-010	MLA-010		Y	Y		Y						Y	Y								Y						Y							Y		
	PCB 193 2,3,3',4',5,5',6-Heptachlorobiphenyl	AXYS MLA-007	MLA-007			Y										Y							Y														
		EPA 1668	MLA-010					Y		Y	Y	Y	Y	Y	Y														Y		Y	Y	Y	Y		Y	Y
		EPA 8270	MLA-007										Y																									
		AXYS MLA-010	MLA-010		Y	Y		Y						Y	Y								Y						Y							Y		
	PCB 194 2,2',3,3',4,4',5,5'-Octachlorobiphenyl	AXYS MLA-007	MLA-007			Y										Y							Y														
		AXYS MLA-901	MLA-901		Y																																	
		EPA 1668	MLA-010					Y		Y	Y	Y	Y	Y	Y														Y		Y	Y	Y	Y		Y	Y
		EPA 8270	MLA-007										Y																									
		AXYS MLA-010	MLA-010		Y	Y		Y						Y	Y								Y						Y							Y		
	PCB 195 2,2',3,3',4,4',5,6-Octachlorobiphenyl	AXYS MLA-007	MLA-007			Y										Y							Y														
		EPA 1668	MLA-010					Y		Y	Y	Y	Y	Y	Y														Y		Y	Y	Y	Y		Y	Y
		EPA 8270	MLA-007										Y																									
		AXYS MLA-010	MLA-010		Y	Y		Y						Y	Y								Y						Y							Y		
	PCB 196 2,2',3,3',4,4',5,6'-Octachlorobiphenyl	EPA 1668	MLA-010					Y		Y	Y	Y	Y	Y	Y														Y		Y	Y	Y	Y		Y	Y
		AXYS MLA-010	MLA-010		Y	Y		Y						Y	Y								Y						Y							Y		
	PCB 196/203	AXYS MLA-007	MLA-007			Y										Y							Y														
		EPA 8270	MLA-007										Y																									
	PCB 197 2,2',3,3',4,4',6,6'-Octachlorobiphenyl	AXYS MLA-007	MLA-007			Y										Y							Y														
		EPA 1668	MLA-010					Y		Y	Y	Y	Y		Y														Y		Y	Y	Y	Y		Y	Y
		EPA 8270	MLA-007										Y																									
		AXYS MLA-010	MLA-010		Y	Y		Y						Y	Y								Y						Y							Y		
	PCB 198 2,2',3,3',4,5,5',6-Octachlorobiphenyl	AXYS MLA-007	MLA-007			Y										Y							Y														
		EPA 1668	MLA-010					Y		Y	Y	Y	Y	Y	Y														Y		Y	Y	Y	Y		Y	Y
		EPA 8270	MLA-007										Y																									
		AXYS MLA-010	MLA-010		Y	Y		Y						Y	Y								Y						Y							Y		
	PCB 199 2,2',3,3',4,5,5',6'-Octachlorobiphenyl	AXYS MLA-007	MLA-007			Y										Y							Y														
		EPA 1668	MLA-010					Y		Y	Y	Y	Y		Y														Y		Y	Y	Y	Y		Y	Y
		EPA 8270	MLA-007										Y																									
		AXYS MLA-010	MLA-010		Y	Y		Y						Y	Y								Y						Y							Y		
	PCB 2 3-Chlorobiphenyl	EPA 1668	MLA-010					Y		Y	Y	Y	Y	Y	Y														Y		Y	Y	Y	Y		Y	Y
		EPA 8270	MLA-007										Y																									
		AXYS MLA-010	MLA-010		Y	Y		Y						Y	Y								Y						Y							Y		
	PCB 20 2,3,3'-Trichlorobiphenyl	EPA 1668	MLA-010					Y		Y	Y	Y	Y	Y	Y														Y		Y	Y	Y	Y		Y	Y
		AXYS MLA-010	MLA-010		Y	Y		Y						Y	Y								Y						Y							Y		
	PCB 200 2,2',3,3',4,5,6,6'-Octachlorobiphenyl	EPA 1668	MLA-010					Y		Y	Y	Y	Y	Y	Y														Y		Y	Y	Y	Y		Y	Y
		EPA 8270	MLA-007										Y																									
		AXYS MLA-010	MLA-010		Y	Y		Y						Y	Y								Y						Y							Y		
	PCB 201 2,2',3,3',4,5',6,6'-Octachlorobiphenyl	AXYS MLA-007	MLA-007			Y										Y							Y														
		EPA 1668	MLA-010					Y		Y	Y	Y	Y		Y														Y		Y	Y	Y	Y		Y	Y
		EPA 8270	MLA-007										Y																									
		AXYS MLA-010	MLA-010		Y	Y		Y						Y	Y								Y						Y							Y		

Accreditation Scope

AXYS Analytical Services Ltd.
file ref.: ACC-101 Rev.23

Compound Class	Compound	Accredited Method ID	AXYS Method ID	Pulp	Serum	Solids										Tissue						Urine	Water	Water, Drinking				Water, Non-Potable								
				CALA	CALA	CALA	California DPH	Florida DOH	Minnesota DOH	New Jersey DEP	New York DOH	Virginia DGS	Washington DE	Maine DOH	ANAB	CALA	Florida DOH	Minnesota DOH	New Jersey DEP	Virginia DGS	ANAB	CALA	CALA	Florida DOH	Minnesota DOH	New Jersey DEP	ANAB	California DPH	Florida DOH	Minnesota DOH	New Jersey DEP	New York DOH	Virginia DGS	Washington DE*	Maine DOH	ANAB	Pennsylvania DEP
	PCB 202 2,2',3,3',5,5',6,6'-Octachlorobiphenyl	EPA 1668	MLA-010					Y		Y	Y	Y	Y	Y	Y														Y		Y	Y	Y	Y		Y	Y
		EPA 8270	MLA-007										Y																								
		AXYS MLA-010	MLA-010		Y	Y		Y							Y	Y							Y						Y							Y	
	PCB 203 2,2',3,4,4',5,5',6-Octachlorobiphenyl	EPA 1668	MLA-010					Y		Y	Y	Y	Y	Y	Y														Y		Y	Y	Y	Y		Y	Y
		AXYS MLA-010	MLA-010		Y	Y		Y							Y	Y							Y						Y							Y	
	PCB 204 2,2',3,4,4',5,6,6'-Octachlorobiphenyl	EPA 1668	MLA-010					Y		Y	Y	Y	Y	Y	Y														Y		Y	Y	Y	Y		Y	Y
		EPA 8270	MLA-007										Y																								
		AXYS MLA-010	MLA-010		Y	Y		Y							Y	Y							Y						Y							Y	
	PCB 205 2,3,3',4,4',5,5',6-Octachlorobiphenyl	AXYS MLA-007	MLA-007			Y										Y							Y													
		EPA 1668	MLA-010					Y		Y	Y	Y	Y	Y	Y														Y		Y	Y	Y	Y		Y	Y
		EPA 8270	MLA-007										Y																								
		AXYS MLA-010	MLA-010		Y	Y		Y							Y	Y							Y						Y							Y	
	PCB 206 2,2',3,3',4,4',5,5',6-Nonachlorobiphenyl	AXYS MLA-007	MLA-007			Y										Y							Y													
		EPA 1668	MLA-010					Y		Y	Y	Y	Y	Y	Y														Y		Y	Y	Y	Y		Y	Y
		EPA 8270	MLA-007										Y																								
		AXYS MLA-010	MLA-010		Y	Y		Y							Y	Y							Y						Y							Y	
	PCB 207 2,2',3,3',4,4',5,6,6'-Nonachlorobiphenyl	AXYS MLA-007	MLA-007			Y										Y							Y													
		EPA 1668	MLA-010					Y		Y	Y	Y	Y		Y														Y		Y	Y	Y	Y		Y	Y
		EPA 8270	MLA-007										Y																								
		AXYS MLA-010	MLA-010		Y	Y		Y							Y	Y							Y						Y							Y	
	PCB 208 2,2',3,3',4,5,5',6,6'-Nonachlorobiphenyl	AXYS MLA-007	MLA-007			Y										Y							Y													
		EPA 1668	MLA-010					Y		Y	Y	Y	Y		Y														Y		Y	Y	Y	Y		Y	Y
		EPA 8270	MLA-007										Y																								
		AXYS MLA-010	MLA-010		Y	Y		Y							Y	Y							Y						Y							Y	
	PCB 209 Decachlorobiphenyl	AXYS MLA-007	MLA-007			Y										Y							Y													
		EPA 1668	MLA-010					Y		Y	Y	Y	Y	Y	Y														Y		Y	Y	Y	Y		Y	Y
		EPA 8270	MLA-007										Y																								
		AXYS MLA-010	MLA-010		Y	Y		Y							Y	Y							Y						Y							Y	
	PCB 21 2,3,4-Trichlorobiphenyl	EPA 1668	MLA-010					Y		Y	Y	Y	Y	Y	Y														Y		Y	Y	Y	Y		Y	Y
		AXYS MLA-010	MLA-010		Y	Y		Y							Y	Y							Y						Y							Y	
	PCB 22 2,3,4'-Trichlorobiphenyl	AXYS MLA-007	MLA-007			Y										Y							Y													
		EPA 1668	MLA-010					Y		Y	Y	Y	Y	Y	Y														Y		Y	Y	Y	Y		Y	Y
		EPA 8270	MLA-007										Y																								
		AXYS MLA-010	MLA-010		Y	Y		Y							Y	Y							Y						Y							Y	
	PCB 23 2,3,5-Trichlorobiphenyl	EPA 1668	MLA-010					Y		Y	Y	Y	Y		Y														Y		Y	Y	Y	Y		Y	Y
		AXYS MLA-010	MLA-010		Y	Y		Y							Y	Y							Y						Y							Y	
	PCB 23/34	EPA 8270	MLA-007										Y																								
	PCB 24 2,3,6-Trichlorobiphenyl	EPA 1668	MLA-010					Y		Y	Y	Y	Y	Y	Y														Y		Y	Y	Y	Y		Y	Y
		AXYS MLA-010	MLA-010		Y	Y		Y							Y	Y							Y						Y							Y	
	PCB 24/27	AXYS MLA-007	MLA-007			Y										Y							Y													
		EPA 8270	MLA-007										Y																								
	PCB 25 2,3',4-Trichlorobiphenyl	AXYS MLA-007	MLA-007			Y										Y							Y													
		EPA 1668	MLA-010					Y		Y	Y	Y	Y	Y	Y														Y		Y	Y	Y	Y		Y	Y
		EPA 8270	MLA-007										Y																								
		AXYS MLA-010	MLA-010		Y	Y		Y							Y	Y							Y						Y							Y	
	PCB 26 2,3',5-Trichlorobiphenyl	AXYS MLA-007	MLA-007			Y										Y							Y													
		EPA 1668	MLA-010					Y		Y	Y	Y	Y	Y	Y														Y		Y	Y	Y	Y		Y	Y
		EPA 8270	MLA-007										Y																								
		AXYS MLA-010	MLA-010		Y	Y		Y							Y	Y							Y						Y							Y	
	PCB 27 2,3',6-Trichlorobiphenyl	EPA 1668	MLA-010					Y		Y	Y	Y	Y	Y	Y														Y		Y	Y	Y	Y		Y	Y

Accreditation Scope

AXYS Analytical Services Ltd.
file ref.: ACC-101 Rev.23

Compound Class	Compound	Accredited Method ID	AXYS Method ID	Pulp	Serum	Solids										Tissue						Urine	Water	Water, Drinking				Water, Non-Potable								
				CALA	CALA	CALA	California DPH	Florida DOH	Minnesota DOH	New Jersey DEP	New York DOH	Virginia DGS	Washington DE	Maine DOH	ANAB	CALA	Florida DOH	Minnesota DOH	New Jersey DEP	Virginia DGS	ANAB	CALA	CALA	Florida DOH	Minnesota DOH	New Jersey DEP	ANAB	California DPH	Florida DOH	Minnesota DOH	New Jersey DEP	New York DOH	Virginia DGS	Washington DE*	Maine DOH	ANAB	Pennsylvania DEP
		AXYS MLA-010	MLA-010		Y	Y		Y						Y	Y							Y						Y							Y	
	PCB 28 2,4,4'-Trichlorobiphenyl	AXYS MLA-007	MLA-007			Y										Y							Y													
		EPA 1668	MLA-010					Y			Y	Y	Y	Y	Y														Y			Y	Y	Y	Y	Y	Y
		EPA 8270	MLA-007											Y																							
		AXYS MLA-010	MLA-010		Y	Y		Y							Y	Y							Y						Y							Y	
	PCB 29 2,4,5-Trichlorobiphenyl	EPA 1668	MLA-010					Y			Y	Y	Y	Y	Y														Y			Y	Y	Y	Y	Y	Y
		AXYS MLA-010	MLA-010		Y	Y		Y							Y	Y							Y						Y							Y	
	PCB 3 4-Chlorobiphenyl	EPA 1668	MLA-010					Y			Y	Y	Y	Y	Y														Y			Y	Y	Y	Y	Y	Y
		EPA 8270	MLA-007											Y																							
		AXYS MLA-010	MLA-010		Y	Y		Y							Y	Y							Y						Y							Y	
	PCB 30 2,4,6-Trichlorobiphenyl	EPA 1668	MLA-010					Y			Y	Y	Y	Y	Y														Y			Y	Y	Y	Y	Y	Y
		AXYS MLA-010	MLA-010		Y	Y		Y							Y	Y							Y						Y							Y	
	PCB 31 2,4',5-Trichlorobiphenyl	AXYS MLA-007	MLA-007			Y										Y							Y													
		EPA 1668	MLA-010					Y			Y	Y	Y	Y	Y														Y			Y	Y	Y	Y	Y	Y
		EPA 8270	MLA-007											Y																							
		AXYS MLA-010	MLA-010		Y	Y		Y							Y	Y							Y						Y							Y	
	PCB 32 2,4',6-Trichlorobiphenyl	EPA 1668	MLA-010					Y			Y	Y	Y	Y	Y														Y			Y	Y	Y	Y	Y	Y
		AXYS MLA-010	MLA-010		Y	Y		Y							Y	Y							Y						Y							Y	
	PCB 33 2,3',4'-Trichlorobiphenyl	EPA 1668	MLA-010					Y			Y	Y	Y	Y	Y														Y			Y	Y	Y	Y	Y	Y
		AXYS MLA-010	MLA-010		Y	Y		Y							Y	Y							Y						Y							Y	
	PCB 33/20/21	AXYS MLA-007	MLA-007			Y										Y							Y													
		EPA 8270	MLA-007											Y																							
	PCB 34 2,3',5'-Trichlorobiphenyl	AXYS MLA-007	MLA-007			Y										Y							Y													
		EPA 1668	MLA-010					Y			Y	Y	Y	Y	Y														Y			Y	Y	Y	Y	Y	Y
		AXYS MLA-010	MLA-010		Y	Y		Y							Y	Y							Y						Y							Y	
	PCB 35 3,3',4-Trichlorobiphenyl	EPA 1668	MLA-010					Y			Y	Y	Y	Y	Y														Y			Y	Y	Y	Y	Y	Y
		EPA 8270	MLA-007											Y																							
		AXYS MLA-010	MLA-010		Y	Y		Y							Y	Y							Y						Y							Y	
	PCB 36 3,3',5-Trichlorobiphenyl	EPA 1668	MLA-010					Y			Y	Y	Y	Y	Y														Y			Y	Y	Y	Y	Y	Y
		EPA 8270	MLA-007											Y																							
		AXYS MLA-010	MLA-010		Y	Y		Y							Y	Y							Y						Y							Y	
	PCB 37 3,4,4'-Trichlorobiphenyl	EPA 1668	MLA-010					Y			Y	Y	Y	Y	Y														Y			Y	Y	Y	Y	Y	Y
		EPA 8270	MLA-007											Y																							
		AXYS MLA-010	MLA-010		Y	Y		Y							Y	Y							Y						Y							Y	
	PCB 38 3,4,5-Trichlorobiphenyl	EPA 1668	MLA-010					Y			Y	Y	Y	Y	Y														Y			Y	Y	Y	Y	Y	Y
		EPA 8270	MLA-007											Y																							
		AXYS MLA-010	MLA-010		Y	Y		Y							Y	Y							Y						Y							Y	
	PCB 39 3,4',5-Trichlorobiphenyl	EPA 1668	MLA-010					Y			Y	Y	Y	Y	Y														Y			Y	Y	Y	Y	Y	Y
		EPA 8270	MLA-007											Y																							
		AXYS MLA-010	MLA-010		Y	Y		Y							Y	Y							Y						Y							Y	
	PCB 4 2,2'-Dichlorobiphenyl	EPA 1668	MLA-010					Y			Y	Y	Y	Y	Y														Y			Y	Y	Y	Y	Y	Y
		AXYS MLA-010	MLA-010		Y	Y		Y							Y	Y							Y						Y							Y	
	PCB 4/10	EPA 8270	MLA-007											Y																							
	PCB 40 2,2',3,3'-Tetrachlorobiphenyl	AXYS MLA-007	MLA-007			Y										Y							Y													
		EPA 1668	MLA-010					Y			Y	Y	Y	Y	Y														Y			Y	Y	Y	Y	Y	Y
		EPA 8270	MLA-007											Y																							
		AXYS MLA-010	MLA-010		Y	Y		Y							Y	Y							Y						Y							Y	
	PCB 41 2,2',3,4-Tetrachlorobiphenyl	EPA 1668	MLA-010					Y			Y	Y	Y	Y	Y														Y			Y	Y	Y	Y	Y	Y
		AXYS MLA-010	MLA-010		Y	Y		Y							Y	Y							Y						Y							Y	
	PCB 41/71/64/68	AXYS MLA-007	MLA-007			Y										Y							Y													

Accreditation Scope

AXYS Analytical Services Ltd.
file ref.: ACC-101 Rev.23

Compound Class	Compound	Accredited Method ID	AXYS Method ID	Pulp: CALA	Serum: CALA	Solids: CALA	Solids: California DPH	Solids: Florida DOH	Solids: Minnesota DOH	Solids: New Jersey DEP	Solids: New York DOH	Solids: Virginia DGS	Solids: Washington DE	Solids: Maine DOH	Solids: ANAB	Tissue: CALA	Tissue: Florida DOH	Tissue: Minnesota DOH	Tissue: New Jersey DEP	Tissue: Virginia DGS	Tissue: ANAB	Urine: CALA	Water: CALA	Water, Drinking: Florida DOH	Water, Drinking: Minnesota DOH	Water, Drinking: New Jersey DEP	Water, Drinking: ANAB	Water, Non-Potable: California DPH	Water, Non-Potable: Florida DOH	Water, Non-Potable: Minnesota DOH	Water, Non-Potable: New Jersey DEP	Water, Non-Potable: New York DOH	Water, Non-Potable: Virginia DGS	Water, Non-Potable: Washington DE*	Water, Non-Potable: Maine DOH	Water, Non-Potable: ANAB	Water, Non-Potable: Pennsylvania DEP
		EPA 8270	MLA-007										Y																							
	PCB 42 2,2',3,4'-Tetrachlorobiphenyl	EPA 1668	MLA-010					Y		Y	Y	Y	Y	Y	Y													Y			Y	Y	Y	Y		Y	Y
		AXYS MLA-010	MLA-010		Y	Y		Y							Y	Y							Y					Y								Y	
	PCB 42/59	AXYS MLA-007	MLA-007			Y										Y							Y														
		EPA 8270	MLA-007										Y																								
	PCB 43 2,2',3,5-Tetrachlorobiphenyl	EPA 1668	MLA-010					Y		Y	Y	Y	Y	Y	Y													Y			Y	Y	Y	Y		Y	Y
		AXYS MLA-010	MLA-010		Y	Y		Y							Y	Y							Y					Y								Y	
	PCB 44 2,2',3,5'-Tetrachlorobiphenyl	AXYS MLA-007	MLA-007			Y										Y							Y														
		EPA 1668	MLA-010					Y		Y	Y	Y	Y	Y	Y													Y			Y	Y	Y	Y		Y	Y
		EPA 8270	MLA-007										Y																								
		AXYS MLA-010	MLA-010		Y	Y		Y							Y	Y							Y					Y								Y	
	PCB 45 2,2',3,6-Tetrachlorobiphenyl	AXYS MLA-007	MLA-007			Y										Y							Y														
		EPA 1668	MLA-010					Y		Y	Y	Y	Y	Y	Y													Y			Y	Y	Y	Y		Y	Y
		EPA 8270	MLA-007										Y																								
		AXYS MLA-010	MLA-010		Y	Y		Y							Y	Y							Y					Y								Y	
	PCB 46 2,2',3,6'-Tetrachlorobiphenyl	AXYS MLA-007	MLA-007			Y										Y							Y														
		EPA 1668	MLA-010					Y		Y	Y	Y	Y	Y	Y													Y			Y	Y	Y	Y		Y	Y
		EPA 8270	MLA-007										Y																								
		AXYS MLA-010	MLA-010		Y	Y		Y							Y	Y							Y					Y								Y	
	PCB 47 2,2',4,4'-Tetrachlorobiphenyl	EPA 1668	MLA-010					Y		Y	Y	Y	Y	Y	Y													Y			Y	Y	Y	Y		Y	Y
		AXYS MLA-010	MLA-010		Y	Y		Y							Y	Y							Y					Y								Y	
	PCB 47/48/75	AXYS MLA-007	MLA-007			Y										Y							Y														
		EPA 8270	MLA-007										Y																								
	PCB 48 2,2',4,5-Tetrachlorobiphenyl	EPA 1668	MLA-010					Y		Y	Y	Y	Y	Y	Y													Y			Y	Y	Y	Y		Y	Y
		AXYS MLA-010	MLA-010		Y	Y		Y							Y	Y							Y					Y								Y	
	PCB 49 2,2',4,5'-Tetrachlorobiphenyl	EPA 1668	MLA-010					Y		Y	Y	Y	Y	Y	Y													Y			Y	Y	Y	Y		Y	Y
		AXYS MLA-010	MLA-010		Y	Y		Y							Y	Y							Y					Y								Y	
	PCB 49/43	AXYS MLA-007	MLA-007			Y										Y							Y														
		EPA 8270	MLA-007										Y																								
	PCB 5 2,3-Dichlorobiphenyl	EPA 1668	MLA-010					Y		Y	Y	Y	Y	Y	Y													Y			Y	Y	Y	Y		Y	Y
		AXYS MLA-010	MLA-010		Y	Y		Y							Y	Y							Y					Y								Y	
	PCB 50 2,2',4,6-Tetrachlorobiphenyl	AXYS MLA-007	MLA-007			Y										Y							Y														
		EPA 1668	MLA-010					Y		Y	Y	Y	Y	Y	Y													Y			Y	Y	Y	Y		Y	Y
		EPA 8270	MLA-007										Y																								
		AXYS MLA-010	MLA-010		Y	Y		Y							Y	Y							Y					Y								Y	
	PCB 51 2,2',4,6'-Tetrachlorobiphenyl	EPA 1668	MLA-010					Y		Y	Y	Y	Y	Y	Y													Y			Y	Y	Y	Y		Y	Y
		EPA 8270	MLA-007										Y																								
		AXYS MLA-010	MLA-010		Y	Y		Y							Y	Y							Y					Y								Y	
	PCB 52 2,2',5,5'-Tetrachlorobiphenyl	EPA 1668	MLA-010					Y		Y	Y	Y	Y	Y	Y													Y			Y	Y	Y	Y		Y	Y
		AXYS MLA-010	MLA-010		Y	Y		Y							Y	Y							Y					Y								Y	
	PCB 52/73	AXYS MLA-007	MLA-007			Y										Y							Y														
		EPA 8270	MLA-007										Y																								
	PCB 53 2,2',5,6'-Tetrachlorobiphenyl	EPA 1668	MLA-010					Y		Y	Y	Y	Y	Y	Y													Y			Y	Y	Y	Y		Y	Y
		EPA 8270	MLA-007										Y																								
		AXYS MLA-010	MLA-010		Y	Y		Y							Y	Y							Y					Y								Y	
	PCB 54 2,2',6,6'-Tetrachlorobiphenyl	EPA 1668	MLA-010					Y		Y	Y	Y	Y	Y	Y													Y			Y	Y	Y	Y		Y	Y
		EPA 8270	MLA-007										Y																								
		AXYS MLA-010	MLA-010		Y	Y		Y							Y	Y							Y					Y								Y	
	PCB 55 2,3,3',4-Tetrachlorobiphenyl	EPA 1668	MLA-010					Y		Y	Y	Y	Y	Y	Y													Y			Y	Y	Y	Y		Y	Y
		EPA 8270	MLA-007										Y																								

Accreditation Scope

AXYS Analytical Services Ltd.
file ref.: ACC-101 Rev.23

Compound Class	Compound	Accredited Method ID	AXYS Method ID	Pulp	Serum	Solids										Tissue						Urine	Water	Water, Drinking				Water, Non-Potable								
				CALA	CALA	CALA	California DPH	Florida DOH	Minnesota DOH	New Jersey DEP	New York DOH	Virginia DGS	Washington DE	Maine DOH	ANAB	CALA	Florida DOH	Minnesota DOH	New Jersey DEP	Virginia DGS	ANAB	CALA	CALA	Florida DOH	Minnesota DOH	New Jersey DEP	ANAB	California DPH	Florida DOH	Minnesota DOH	New Jersey DEP	New York DOH	Virginia DGS	Washington DE*	Maine DOH	ANAB	Pennsylvania DEP
		AXYS MLA-010	MLA-010		Y	Y		Y						Y	Y							Y						Y						Y		
	PCB 56 2,3,3',4'-Tetrachlorobiphenyl	EPA 1668	MLA-010					Y		Y	Y	Y	Y	Y	Y														Y		Y	Y	Y	Y		Y	Y
		AXYS MLA-010	MLA-010		Y	Y		Y						Y	Y								Y						Y						Y		
	PCB 56/60	AXYS MLA-007	MLA-007			Y										Y							Y														
		EPA 8270	MLA-007										Y																									
	PCB 57 2,3,3',5-Tetrachlorobiphenyl	EPA 1668	MLA-010					Y		Y	Y	Y	Y	Y	Y														Y		Y	Y	Y	Y		Y	Y
		EPA 8270	MLA-007										Y																									
		AXYS MLA-010	MLA-010		Y	Y		Y						Y	Y								Y						Y						Y		
	PCB 58 2,3,3',5'-Tetrachlorobiphenyl	EPA 1668	MLA-010					Y		Y	Y	Y	Y	Y	Y														Y		Y	Y	Y	Y		Y	Y
		EPA 8270	MLA-007										Y																									
		AXYS MLA-010	MLA-010		Y	Y		Y						Y	Y								Y						Y						Y		
	PCB 59 2,3,3',6-Tetrachlorobiphenyl	EPA 1668	MLA-010					Y		Y	Y	Y	Y	Y	Y														Y		Y	Y	Y	Y		Y	Y
		AXYS MLA-010	MLA-010		Y	Y		Y						Y	Y								Y						Y						Y		
	PCB 6 2,3'-Dichlorobiphenyl	EPA 1668	MLA-010					Y		Y	Y	Y	Y	Y	Y														Y		Y	Y	Y	Y		Y	Y
		EPA 8270	MLA-007										Y																									
		AXYS MLA-010	MLA-010		Y	Y		Y						Y	Y								Y						Y						Y		
	PCB 60 2,3,4,4'-Tetrachlorobiphenyl	EPA 1668	MLA-010					Y		Y	Y	Y	Y	Y	Y														Y		Y	Y	Y	Y		Y	Y
		AXYS MLA-010	MLA-010		Y	Y		Y						Y	Y								Y						Y						Y		
	PCB 61 2,3,4,5-Tetrachlorobiphenyl	EPA 1668	MLA-010					Y		Y	Y	Y	Y	Y	Y														Y		Y	Y	Y	Y		Y	Y
		AXYS MLA-010	MLA-010		Y	Y		Y						Y	Y								Y						Y						Y		
	PCB 62 2,3,4,6-Tetrachlorobiphenyl	EPA 1668	MLA-010					Y		Y	Y	Y	Y	Y	Y														Y		Y	Y	Y	Y		Y	Y
		AXYS MLA-010	MLA-010		Y	Y		Y						Y	Y								Y						Y						Y		
	PCB 62/65	EPA 8270	MLA-007										Y																									
	PCB 63 2,3,4',5-Tetrachlorobiphenyl	EPA 1668	MLA-010					Y		Y	Y	Y	Y	Y	Y														Y		Y	Y	Y	Y		Y	Y
		EPA 8270	MLA-007										Y																									
		AXYS MLA-010	MLA-010		Y	Y		Y						Y	Y								Y						Y						Y		
	PCB 64 2,3,4',6-Tetrachlorobiphenyl	EPA 1668	MLA-010					Y		Y	Y	Y	Y	Y	Y														Y		Y	Y	Y	Y		Y	Y
		AXYS MLA-010	MLA-010		Y	Y		Y						Y	Y								Y						Y						Y		
	PCB 65 2,3,5,6-Tetrachlorobiphenyl	EPA 1668	MLA-010					Y		Y	Y	Y	Y	Y	Y														Y		Y	Y	Y	Y		Y	Y
		AXYS MLA-010	MLA-010		Y	Y		Y						Y	Y								Y						Y						Y		
	PCB 66 2,3',4,4'-Tetrachlorobiphenyl	EPA 1668	MLA-010					Y		Y	Y	Y	Y	Y	Y														Y		Y	Y	Y	Y		Y	Y
		AXYS MLA-010	MLA-010		Y	Y		Y						Y	Y								Y						Y						Y		
	PCB 66/80	AXYS MLA-007	MLA-007			Y										Y							Y														
		EPA 8270	MLA-007										Y																									
	PCB 67 2,3',4,5-Tetrachlorobiphenyl	EPA 1668	MLA-010					Y		Y	Y	Y	Y	Y	Y														Y		Y	Y	Y	Y		Y	Y
		EPA 8270	MLA-007										Y																									
		AXYS MLA-010	MLA-010		Y	Y		Y						Y	Y								Y						Y						Y		
	PCB 68 2,3',4,5'-Tetrachlorobiphenyl	EPA 1668	MLA-010					Y		Y	Y	Y	Y	Y	Y														Y		Y	Y	Y	Y		Y	Y
		AXYS MLA-010	MLA-010		Y	Y		Y						Y	Y								Y						Y						Y		
	PCB 69 2,3',4,6-Tetrachlorobiphenyl	EPA 1668	MLA-010					Y		Y	Y	Y	Y	Y	Y														Y		Y	Y	Y	Y		Y	Y
		EPA 8270	MLA-007										Y																									
		AXYS MLA-010	MLA-010		Y	Y		Y						Y	Y								Y						Y						Y		
	PCB 7 2,4-Dichlorobiphenyl	EPA 1668	MLA-010					Y		Y	Y	Y	Y	Y	Y														Y		Y	Y	Y	Y		Y	Y
		AXYS MLA-010	MLA-010		Y	Y		Y						Y	Y								Y						Y						Y		
	PCB 7/9	EPA 8270	MLA-007										Y																									
	PCB 70 2,3',4',5-Tetrachlorobiphenyl	EPA 1668	MLA-010					Y		Y	Y	Y	Y	Y	Y														Y		Y	Y	Y	Y		Y	Y
		AXYS MLA-010	MLA-010		Y	Y		Y						Y	Y								Y						Y						Y		
	PCB 70/76	AXYS MLA-007	MLA-007			Y										Y							Y														
		EPA 8270	MLA-007										Y																									
	PCB 71 2,3',4',6-Tetrachlorobiphenyl	EPA 1668	MLA-010					Y		Y	Y	Y	Y	Y	Y														Y		Y	Y	Y	Y		Y	Y

Accreditation Scope

AXYS Analytical Services Ltd.
file ref.: ACC-101 Rev.23

Compound Class	Compound	Accredited Method ID	AXYS Method ID	Pulp	Serum	Solids										Tissue						Urine	Water	Water, Drinking				Water, Non-Potable									
				CALA	CALA	CALA	California DPH	Florida DOH	Minnesota DOH	New Jersey DEP	New York DOH	Virginia DGS	Washington DE	Maine DOH	ANAB	CALA	Florida DOH	Minnesota DOH	New Jersey DEP	Virginia DGS	ANAB	CALA	CALA	Florida DOH	Minnesota DOH	New Jersey DEP	ANAB	California DPH	Florida DOH	Minnesota DOH	New Jersey DEP	New York DOH	Virginia DGS	Washington DE*	Maine DOH	ANAB	Pennsylvania DEP
		AXYS MLA-010	MLA-010		Y	Y		Y						Y	Y							Y						Y							Y	
	PCB 72 2,3',5,5'-Tetrachlorobiphenyl	EPA 1668	MLA-010					Y		Y	Y	Y	Y	Y	Y														Y		Y	Y	Y	Y		Y	Y
		EPA 8270	MLA-007										Y																								
		AXYS MLA-010	MLA-010		Y	Y		Y							Y	Y							Y						Y							Y	
	PCB 73 2,3',5',6-Tetrachlorobiphenyl	EPA 1668	MLA-010					Y		Y	Y	Y	Y	Y	Y														Y		Y	Y	Y	Y		Y	Y
		AXYS MLA-010	MLA-010		Y	Y		Y							Y	Y							Y						Y							Y	
	PCB 74 2,4,4',5-Tetrachlorobiphenyl	AXYS MLA-901	MLA-901		Y																																
		EPA 1668	MLA-010					Y		Y	Y	Y	Y	Y	Y														Y		Y	Y	Y	Y		Y	Y
		AXYS MLA-010	MLA-010		Y	Y		Y							Y	Y							Y						Y							Y	
	PCB 74/61	AXYS MLA-007	MLA-007			Y										Y							Y														
		EPA 8270	MLA-007										Y																								
	PCB 75 2,4,4',6-Tetrachlorobiphenyl	EPA 1668	MLA-010					Y		Y	Y	Y	Y	Y	Y														Y		Y	Y	Y	Y		Y	Y
		AXYS MLA-010	MLA-010		Y	Y		Y							Y	Y							Y						Y							Y	
	PCB 76 2,3',4',5'-Tetrachlorobiphenyl	EPA 1668	MLA-010					Y		Y	Y	Y	Y	Y	Y														Y		Y	Y	Y	Y		Y	Y
		AXYS MLA-010	MLA-010		Y	Y		Y							Y	Y							Y						Y							Y	
	PCB 77 3,3',4,4'-Tetrachlorobiphenyl	AXYS MLA-007	MLA-007			Y										Y							Y														
		EPA 1668	MLA-010					Y		Y	Y	Y	Y	Y	Y														Y		Y	Y	Y	Y		Y	Y
		EPA 8270	MLA-007										Y																								
		AXYS MLA-010	MLA-010		Y	Y		Y							Y	Y							Y						Y							Y	
	PCB 78 3,3',4,5-Tetrachlorobiphenyl	EPA 1668	MLA-010					Y		Y	Y	Y	Y	Y	Y														Y		Y	Y	Y	Y		Y	Y
		EPA 8270	MLA-007										Y																								
		AXYS MLA-010	MLA-010		Y	Y		Y							Y	Y							Y						Y							Y	
	PCB 79 3,3',4,5'-Tetrachlorobiphenyl	EPA 1668	MLA-010					Y		Y	Y	Y	Y	Y	Y														Y		Y	Y	Y	Y		Y	Y
		EPA 8270	MLA-007										Y																								
		AXYS MLA-010	MLA-010		Y	Y		Y							Y	Y							Y						Y							Y	
	PCB 8 2,4'-Dichlorobiphenyl	EPA 1668	MLA-010					Y		Y	Y	Y	Y	Y	Y														Y		Y	Y	Y	Y		Y	Y
		AXYS MLA-010	MLA-010		Y	Y		Y							Y	Y							Y						Y							Y	
	PCB 8/5	AXYS MLA-007	MLA-007			Y										Y							Y														
		EPA 8270	MLA-007										Y																								
	PCB 80 3,3',5,5'-Tetrachlorobiphenyl	EPA 1668	MLA-010					Y		Y	Y	Y	Y	Y	Y														Y		Y	Y	Y	Y		Y	Y
		AXYS MLA-010	MLA-010		Y	Y		Y							Y	Y							Y						Y							Y	
	PCB 81 3,4,4',5-Tetrachlorobiphenyl	EPA 1668	MLA-010					Y		Y	Y	Y	Y	Y	Y														Y		Y	Y	Y	Y		Y	Y
		EPA 8270	MLA-007										Y																								
		AXYS MLA-010	MLA-010		Y	Y		Y							Y	Y							Y						Y							Y	
	PCB 82 2,2',3,3',4-Pentachlorobiphenyl	EPA 1668	MLA-010					Y		Y	Y	Y	Y	Y	Y														Y		Y	Y	Y	Y		Y	Y
		EPA 8270	MLA-007										Y																								
		AXYS MLA-010	MLA-010		Y	Y		Y							Y	Y							Y						Y							Y	
	PCB 83 2,2',3,3',5-Pentachlorobiphenyl	EPA 1668	MLA-010					Y		Y	Y	Y	Y	Y	Y														Y		Y	Y	Y	Y		Y	Y
		AXYS MLA-010	MLA-010		Y	Y		Y							Y	Y							Y						Y							Y	
	PCB 83/108	AXYS MLA-007	MLA-007			Y										Y							Y														
		EPA 8270	MLA-007										Y																								
	PCB 84 2,2',3,3',6-Pentachlorobiphenyl	AXYS MLA-007	MLA-007			Y										Y							Y														
		EPA 1668	MLA-010					Y		Y	Y	Y	Y		Y														Y		Y	Y	Y	Y		Y	Y
		EPA 8270	MLA-007										Y																								
		AXYS MLA-010	MLA-010		Y	Y		Y							Y	Y							Y						Y							Y	
	PCB 85 2,2',3,4,4'-Pentachlorobiphenyl	EPA 1668	MLA-010					Y		Y	Y	Y	Y	Y	Y														Y		Y	Y	Y	Y		Y	Y
		AXYS MLA-010	MLA-010		Y	Y		Y							Y	Y							Y						Y							Y	
	PCB 85/120	AXYS MLA-007	MLA-007			Y										Y							Y														
		EPA 8270	MLA-007										Y																								
	PCB 86 2,2',3,4,5-Pentachlorobiphenyl	EPA 1668	MLA-010					Y		Y	Y	Y	Y	Y	Y														Y		Y	Y	Y	Y		Y	Y

Accreditation Scope

AXYS Analytical Services Ltd.
file ref.: ACC-101 Rev.23

Compound Class	Compound	Accredited Method ID	AXYS Method ID	Pulp: CALA	Serum: CALA	Solids: CALA	Solids: California DPH	Solids: Florida DOH	Solids: Minnesota DOH	Solids: New Jersey DEP	Solids: New York DOH	Solids: Virginia DGS	Solids: Washington DE	Solids: Maine DOH	Solids: ANAB	Tissue: CALA	Tissue: Florida DOH	Tissue: Minnesota DOH	Tissue: New Jersey DEP	Tissue: Virginia DGS	Tissue: ANAB	Urine: CALA	Water: CALA	Water, Drinking: Florida DOH	Water, Drinking: Minnesota DOH	Water, Drinking: New Jersey DEP	Water, Drinking: ANAB	Water, Non-Potable: California DPH	Water, Non-Potable: Florida DOH	Water, Non-Potable: Minnesota DOH	Water, Non-Potable: New Jersey DEP	Water, Non-Potable: New York DOH	Water, Non-Potable: Virginia DGS	Water, Non-Potable: Washington DE*	Water, Non-Potable: Maine DOH	Water, Non-Potable: ANAB	Water, Non-Potable: Pennsylvania DEP
		AXYS MLA-010	MLA-010		Y	Y		Y							Y	Y						Y													Y	
	PCB 87 2,2',3,4,5'-Pentachlorobiphenyl	EPA 1668	MLA-010					Y		Y	Y	Y	Y	Y	Y														Y		Y	Y	Y	Y		Y	Y
		AXYS MLA-010	MLA-010		Y	Y		Y							Y	Y						Y							Y							Y	
	PCB 87/115/116	AXYS MLA-007	MLA-007			Y										Y						Y														
		EPA 8270	MLA-007										Y																								
	PCB 88 2,2',3,4,6-Pentachlorobiphenyl	EPA 1668	MLA-010					Y		Y	Y	Y	Y	Y	Y														Y		Y	Y	Y	Y		Y	Y
		AXYS MLA-010	MLA-010		Y	Y		Y							Y	Y						Y							Y							Y	
	PCB 88/121	EPA 8270	MLA-007										Y																								
	PCB 89 2,2',3,4,6'-Pentachlorobiphenyl	EPA 1668	MLA-010					Y		Y	Y	Y	Y	Y	Y														Y		Y	Y	Y	Y		Y	Y
		AXYS MLA-010	MLA-010		Y	Y		Y							Y	Y						Y							Y							Y	
	PCB 9 2,5-Dichlorobiphenyl	EPA 1668	MLA-010					Y		Y	Y	Y	Y		Y														Y		Y	Y	Y	Y		Y	Y
		AXYS MLA-010	MLA-010		Y	Y		Y							Y	Y						Y							Y							Y	
	PCB 90 2,2',3,4',5-Pentachlorobiphenyl	EPA 1668	MLA-010					Y		Y	Y	Y	Y	Y	Y														Y		Y	Y	Y	Y		Y	Y
		AXYS MLA-010	MLA-010		Y	Y		Y							Y	Y						Y							Y							Y	
	PCB 91 2,2',3,4',6-Pentachlorobiphenyl	AXYS MLA-007	MLA-007			Y										Y						Y														
		EPA 1668	MLA-010					Y		Y	Y	Y	Y	Y	Y														Y		Y	Y	Y	Y		Y	Y
		EPA 8270	MLA-007										Y																								
		AXYS MLA-010	MLA-010		Y	Y		Y							Y	Y						Y							Y							Y	
	PCB 92 2,2',3,5,5'-Pentachlorobiphenyl	EPA 1668	MLA-010					Y		Y	Y	Y	Y	Y	Y														Y		Y	Y	Y	Y		Y	Y
		EPA 8270	MLA-007										Y																								
		AXYS MLA-010	MLA-010		Y	Y		Y							Y	Y						Y							Y							Y	
	PCB 93 2,2',3,5,6-Pentachlorobiphenyl	EPA 1668	MLA-010					Y		Y	Y	Y	Y	Y	Y														Y		Y	Y	Y	Y		Y	Y
		AXYS MLA-010	MLA-010		Y	Y		Y							Y	Y						Y							Y							Y	
	PCB 94 2,2',3,5,6'-Pentachlorobiphenyl	EPA 1668	MLA-010					Y		Y	Y	Y	Y	Y	Y														Y		Y	Y	Y	Y		Y	Y
		EPA 8270	MLA-007										Y																								
		AXYS MLA-010	MLA-010		Y	Y		Y							Y	Y						Y							Y							Y	
	PCB 95 2,2',3,5',6-Pentachlorobiphenyl	EPA 1668	MLA-010					Y		Y	Y	Y	Y	Y	Y														Y		Y	Y	Y	Y		Y	Y
		AXYS MLA-010	MLA-010		Y	Y		Y							Y	Y						Y							Y							Y	
	PCB 95/93	AXYS MLA-007	MLA-007			Y										Y						Y														
		EPA 8270	MLA-007										Y																								
	PCB 96 2,2',3,6,6'-Pentachlorobiphenyl	EPA 1668	MLA-010					Y		Y	Y	Y	Y	Y	Y														Y		Y	Y	Y	Y		Y	Y
		EPA 8270	MLA-007										Y																								
		AXYS MLA-010	MLA-010		Y	Y		Y							Y	Y						Y							Y							Y	
	PCB 97 2,2',3,4',5'-Pentachlorobiphenyl	EPA 1668	MLA-010					Y		Y	Y	Y	Y	Y	Y														Y		Y	Y	Y	Y		Y	Y
		AXYS MLA-010	MLA-010		Y	Y		Y							Y	Y						Y							Y							Y	
	PCB 97/86	AXYS MLA-007	MLA-007			Y										Y						Y														
		EPA 8270	MLA-007										Y																								
	PCB 98 2,2',3,4',6'-Pentachlorobiphenyl	EPA 1668	MLA-010					Y		Y	Y	Y	Y	Y	Y														Y		Y	Y	Y	Y		Y	Y
		AXYS MLA-010	MLA-010		Y	Y		Y							Y	Y						Y							Y							Y	
	PCB 98/102	EPA 8270	MLA-007										Y																								
	PCB 99 2,2',4,4',5-Pentachlorobiphenyl	AXYS MLA-007	MLA-007			Y										Y						Y														
		AXYS MLA-901	MLA-901		Y																																
		EPA 1668	MLA-010					Y		Y	Y	Y	Y	Y	Y														Y		Y	Y	Y	Y		Y	Y
		EPA 8270	MLA-007										Y																								
		AXYS MLA-010	MLA-010		Y	Y		Y							Y	Y						Y							Y							Y	
	PCB Aroclor 1016	AXYS MLA-007	MLA-007			Y		Y							Y	Y						Y							Y							Y	
		EPA 1668	MLA-010					Y			Y				Y														Y			Y			Y	Y	
		EPA 625	MLA-007																										Y	Y			Y	Y		Y	Y
		EPA 8270	MLA-007				Y	Y			Y	Y			Y																						
		AXYS MLA-010	MLA-010					Y							Y														Y							Y	

Accreditation Scope

AXYS Analytical Services Ltd.
file ref.: ACC-101 Rev.23

Compound Class	Compound	Accredited Method ID	AXYS Method ID	Pulp	Serum	Solids									Tissue							Urine	Water	Water, Drinking				Water, Non-Potable									
				CALA	CALA	CALA	California DPH	Florida DOH	Minnesota DOH	New Jersey DEP	New York DOH	Virginia DGS	Washington DE	Maine DOH	ANAB	CALA	Florida DOH	Minnesota DOH	New Jersey DEP	Virginia DGS	ANAB	CALA	CALA	Florida DOH	Minnesota DOH	New Jersey DEP	ANAB	California DPH	Florida DOH	Minnesota DOH	New Jersey DEP	New York DOH	Virginia DGS	Washington DE*	Maine DOH	ANAB	Pennsylvania DEP
	PCB Aroclor 1016/1242	EPA 8270	MLA-007										Y																						
	PCB Aroclor 1221	AXYS MLA-007	MLA-007			Y		Y						Y	Y								Y						Y						Y	
		EPA 1668	MLA-010					Y			Y			Y															Y			Y			Y	Y
		EPA 625	MLA-007																									Y	Y			Y	Y		Y	Y	
		EPA 8270	MLA-007				Y	Y			Y	Y	Y	Y																							
		AXYS MLA-010	MLA-010					Y						Y															Y						Y	
	PCB Aroclor 1232	AXYS MLA-007	MLA-007			Y		Y						Y	Y								Y						Y						Y	
		EPA 1668	MLA-010					Y			Y			Y															Y			Y			Y	Y
		EPA 625	MLA-007																									Y	Y			Y	Y		Y	Y	
		EPA 8270	MLA-007				Y	Y			Y	Y	Y	Y																							
		AXYS MLA-010	MLA-010					Y						Y															Y						Y	
	PCB Aroclor 1242	AXYS MLA-007	MLA-007			Y		Y						Y	Y								Y						Y						Y	
		EPA 1668	MLA-010					Y			Y			Y															Y			Y			Y	Y
		EPA 625	MLA-007																									Y	Y			Y	Y		Y	Y	
		EPA 8270	MLA-007				Y	Y			Y	Y		Y																							
		AXYS MLA-010	MLA-010					Y						Y															Y						Y	
	PCB Aroclor 1248	AXYS MLA-007	MLA-007			Y		Y						Y	Y								Y						Y						Y	
		EPA 1668	MLA-010					Y			Y			Y															Y			Y			Y	Y
		EPA 625	MLA-007																									Y	Y			Y	Y		Y	Y	
		EPA 8270	MLA-007				Y	Y			Y	Y		Y																							
		AXYS MLA-010	MLA-010					Y						Y															Y						Y	
	PCB Aroclor 1254	AXYS MLA-007	MLA-007			Y		Y						Y	Y								Y						Y						Y	
		EPA 1668	MLA-010					Y			Y			Y															Y			Y			Y	Y
		EPA 625	MLA-007																									Y	Y			Y	Y		Y	Y	
		EPA 8270	MLA-007				Y	Y			Y	Y	Y	Y																							
		AXYS MLA-010	MLA-010					Y						Y															Y						Y	
	PCB Aroclor 1260	AXYS MLA-007	MLA-007			Y		Y						Y	Y								Y						Y						Y	
		EPA 1668	MLA-010					Y			Y			Y															Y			Y			Y	Y
		EPA 625	MLA-007																									Y	Y			Y	Y		Y	Y	
		EPA 8270	MLA-007				Y	Y			Y	Y	Y	Y																							
		AXYS MLA-010	MLA-010					Y						Y															Y						Y	
	PCB Aroclor 1268	AXYS MLA-007	MLA-007			Y									Y								Y														
	PCB congeners, total	EPA 1668	MLA-010					Y			Y			Y															Y			Y			Y	
		AXYS MLA-010	MLA-010					Y						Y															Y						Y	
	Total Dichlorobiphenyls	AXYS MLA-007	MLA-007			Y									Y								Y														
		EPA 8270	MLA-007										Y																								
		AXYS MLA-010	MLA-010		Y	Y									Y								Y														
	Total Heptachlorobiphenyls	AXYS MLA-007	MLA-007			Y									Y								Y														
		EPA 8270	MLA-007										Y																								
		AXYS MLA-010	MLA-010		Y	Y									Y								Y														
	Total Hexachlorobiphenyls	AXYS MLA-007	MLA-007			Y									Y								Y														
		EPA 8270	MLA-007										Y																								
		AXYS MLA-010	MLA-010		Y	Y									Y								Y														
	Total Monochlorobiphenyls	AXYS MLA-010	MLA-010		Y	Y									Y								Y														
	Total Nonachlorobiphenyls	AXYS MLA-007	MLA-007			Y									Y								Y														
		EPA 8270	MLA-007										Y																								
		AXYS MLA-010	MLA-010		Y	Y									Y								Y														
	Total Octachlorobiphenyls	AXYS MLA-007	MLA-007			Y									Y								Y														
		EPA 8270	MLA-007										Y																								
		AXYS MLA-010	MLA-010		Y	Y									Y								Y														

Accreditation Scope

AXYS Analytical Services Ltd.
file ref.: ACC-101 Rev.23

Compound Class	Compound	Accredited Method ID	AXYS Method ID	Pulp	Serum	Solids									Tissue						Urine	Water	Water, Drinking				Water, Non-Potable								
				CALA	CALA	CALA	California DPH	Florida DOH	Minnesota DOH	New Jersey DEP	New York DOH	Virginia DGS	Washington DE	Maine DOH	ANAB	CALA	Florida DOH	Minnesota DOH	New Jersey DEP	Virginia DGS	ANAB	CALA	CALA	Florida DOH	Minnesota DOH	New Jersey DEP	ANAB	California DPH	Florida DOH	Minnesota DOH	New Jersey DEP	New York DOH	Virginia DGS	Washington DE*	Maine DOH	ANAB	Pennsylvania DEP
	Total Pentachlorobiphenyls	AXYS MLA-007	MLA-007			Y									Y							Y													
		EPA 8270	MLA-007										Y																						
		AXYS MLA-010	MLA-010		Y	Y									Y							Y													
	Total Polychlorinated biphenyls	AXYS MLA-007	MLA-007			Y									Y							Y													
	Total Tetrachlorobiphenyls	AXYS MLA-007	MLA-007			Y									Y							Y													
		EPA 8270	MLA-007										Y																						
		AXYS MLA-010	MLA-010		Y	Y									Y							Y													
	Total Trichlorobiphenyls	AXYS MLA-007	MLA-007			Y									Y							Y													
		EPA 8270	MLA-007										Y																						
		AXYS MLA-010	MLA-010		Y	Y									Y							Y													
PCDDF	1,2,3,4,6,7,8-HpCDD	EPA 1613	MLA-017										Y	Y	Y						Y							Y	Y		Y	Y	Y	Y	Y	Y
		EPA 8290	MLA-017				Y	Y		Y	Y	Y			Y		Y		Y	Y	Y								Y			Y	Y			Y	
		AXYS MLA-017	MLA-017	Y	Y	Y		Y							Y	Y	Y				Y		Y						Y							Y	
	1,2,3,4,6,7,8-HpCDF	EPA 1613	MLA-017										Y	Y	Y						Y							Y	Y		Y	Y	Y	Y	Y	Y
		EPA 8290	MLA-017				Y	Y		Y	Y	Y			Y		Y		Y	Y	Y								Y			Y	Y			Y	
		AXYS MLA-017	MLA-017	Y	Y	Y		Y							Y	Y	Y				Y		Y						Y							Y	
	1,2,3,4,7,8,9-HpCDF	EPA 1613	MLA-017										Y	Y	Y						Y							Y	Y		Y	Y	Y	Y	Y	Y
		EPA 8290	MLA-017				Y	Y		Y	Y	Y			Y		Y		Y	Y	Y								Y			Y	Y			Y	
		AXYS MLA-017	MLA-017	Y	Y	Y		Y							Y	Y	Y				Y		Y						Y							Y	
	1,2,3,4,7,8-HxCDD	EPA 1613	MLA-017										Y	Y	Y						Y							Y	Y		Y	Y	Y	Y	Y	Y
		EPA 8290	MLA-017				Y	Y		Y	Y	Y			Y		Y		Y	Y	Y								Y			Y	Y			Y	
		AXYS MLA-017	MLA-017	Y	Y	Y		Y							Y	Y	Y				Y		Y						Y							Y	
	1,2,3,4,7,8-HxCDF	EPA 1613	MLA-017										Y	Y	Y						Y							Y	Y		Y	Y	Y	Y	Y	Y
		EPA 8290	MLA-017				Y	Y		Y	Y	Y			Y		Y		Y	Y	Y								Y			Y	Y			Y	
		AXYS MLA-017	MLA-017	Y	Y	Y		Y							Y	Y	Y				Y		Y						Y							Y	
	1,2,3,6,7,8-HxCDD	EPA 1613	MLA-017										Y	Y	Y						Y							Y	Y		Y	Y	Y	Y	Y	Y
		EPA 8290	MLA-017				Y	Y		Y	Y	Y			Y		Y		Y	Y	Y								Y			Y	Y			Y	
		AXYS MLA-017	MLA-017	Y	Y	Y		Y							Y	Y	Y				Y		Y						Y							Y	
	1,2,3,6,7,8-HxCDF	EPA 1613	MLA-017										Y	Y	Y						Y							Y	Y		Y	Y	Y	Y	Y	Y
		EPA 8290	MLA-017				Y	Y		Y	Y	Y			Y		Y		Y	Y	Y								Y			Y	Y			Y	
		AXYS MLA-017	MLA-017	Y	Y	Y		Y							Y	Y	Y				Y		Y						Y							Y	
	1,2,3,7,8,9-HxCDD	EPA 1613	MLA-017										Y	Y	Y						Y							Y	Y		Y	Y	Y	Y	Y	Y
		EPA 8290	MLA-017				Y	Y		Y	Y	Y			Y		Y		Y	Y	Y								Y			Y	Y			Y	
		AXYS MLA-017	MLA-017	Y	Y	Y		Y							Y	Y	Y				Y		Y						Y							Y	
	1,2,3,7,8,9-HxCDF	EPA 1613	MLA-017										Y	Y	Y						Y							Y	Y		Y	Y	Y	Y	Y	Y
		EPA 8290	MLA-017				Y	Y		Y	Y	Y			Y		Y		Y	Y	Y								Y			Y	Y			Y	
		AXYS MLA-017	MLA-017	Y	Y	Y		Y							Y	Y	Y				Y		Y						Y							Y	
	1,2,3,7,8-PeCDD	EPA 1613	MLA-017										Y	Y	Y						Y							Y	Y		Y	Y	Y	Y	Y	Y
		EPA 8290	MLA-017				Y	Y		Y	Y	Y			Y		Y		Y	Y	Y								Y			Y	Y			Y	
		AXYS MLA-017	MLA-017	Y	Y	Y		Y							Y	Y	Y				Y		Y						Y							Y	
	1,2,3,7,8-PeCDF	EPA 1613	MLA-017										Y	Y	Y						Y							Y	Y		Y	Y	Y	Y	Y	Y
		EPA 8290	MLA-017				Y	Y		Y	Y	Y			Y		Y		Y	Y	Y								Y			Y	Y			Y	
		AXYS MLA-017	MLA-017	Y	Y	Y		Y							Y	Y	Y				Y		Y						Y							Y	
	2,3,4,6,7,8-HxCDF	EPA 1613	MLA-017										Y	Y	Y						Y							Y	Y		Y	Y	Y	Y	Y	Y
		EPA 8290	MLA-017				Y	Y		Y	Y	Y			Y		Y		Y	Y	Y								Y			Y	Y			Y	
		AXYS MLA-017	MLA-017	Y	Y	Y		Y							Y	Y	Y				Y		Y						Y							Y	
	2,3,4,7,8-PeCDF	EPA 1613	MLA-017										Y	Y	Y						Y							Y	Y		Y	Y	Y	Y	Y	Y
		EPA 8290	MLA-017				Y	Y		Y	Y	Y			Y		Y		Y	Y	Y								Y			Y	Y			Y	
		AXYS MLA-017	MLA-017	Y	Y	Y		Y							Y	Y	Y				Y		Y						Y							Y	
	2,3,7,8-TCDD	EPA 1613	MLA-017										Y	Y	Y						Y							Y	Y		Y	Y	Y	Y	Y	Y

Accreditation Scope

AXYS Analytical Services Ltd.
file ref.: ACC-101 Rev.23

Compound Class	Compound	Accredited Method ID	AXYS Method ID	Pulp	Serum	Solids									Tissue						Urine	Water	Water, Drinking				Water, Non-Potable								
				CALA	CALA	CALA	California DPH	Florida DOH	Minnesota DOH	New Jersey DEP	New York DOH	Virginia DGS	Washington DE	Maine DOH	ANAB	CALA	Florida DOH	Minnesota DOH	New Jersey DEP	Virginia DGS	ANAB	CALA	CALA	Florida DOH	Minnesota DOH	New Jersey DEP	ANAB	California DPH	Florida DOH	Minnesota DOH	New Jersey DEP	New York DOH	Virginia DGS	Washington DE*	Maine DOH	ANAB	Pennsylvania DEP
		EPA 8290	MLA-017				Y	Y		Y	Y	Y			Y		Y		Y	Y	Y								Y			Y	Y			Y	
		AXYS MLA-017	MLA-017	Y	Y	Y		Y							Y	Y	Y				Y		Y						Y							Y	
	2,3,7,8-TCDF	EPA 1613	MLA-017										Y	Y	Y						Y							Y	Y		Y	Y	Y	Y	Y	Y	
		EPA 8290	MLA-017				Y	Y		Y	Y	Y			Y		Y		Y	Y	Y								Y			Y	Y			Y	
		AXYS MLA-017	MLA-017	Y	Y	Y		Y							Y	Y	Y				Y		Y						Y							Y	
	OCDD	EPA 1613	MLA-017										Y	Y	Y						Y							Y	Y		Y	Y	Y	Y	Y	Y	
		EPA 8290	MLA-017				Y	Y		Y	Y	Y			Y		Y		Y	Y	Y								Y			Y	Y			Y	
		AXYS MLA-017	MLA-017	Y	Y	Y		Y							Y	Y	Y				Y		Y						Y							Y	
	OCDF	EPA 1613	MLA-017										Y	Y	Y						Y							Y	Y		Y	Y	Y	Y	Y	Y	
		EPA 8290	MLA-017				Y	Y		Y	Y	Y			Y		Y		Y	Y	Y								Y			Y	Y			Y	
		AXYS MLA-017	MLA-017	Y	Y	Y		Y							Y	Y	Y				Y		Y						Y							Y	
	Total HpCDD	EPA 1613	MLA-017											Y	Y						Y							Y	Y						Y	Y	
		EPA 8290	MLA-017					Y		Y		Y			Y		Y		Y	Y	Y								Y				Y			Y	
		AXYS MLA-017	MLA-017					Y							Y		Y				Y								Y							Y	
	Total HpCDF	EPA 1613	MLA-017											Y	Y						Y							Y	Y						Y	Y	
		EPA 8290	MLA-017					Y		Y		Y			Y		Y		Y	Y	Y								Y				Y			Y	
		AXYS MLA-017	MLA-017					Y							Y		Y				Y								Y							Y	
	Total HxCDD	EPA 1613	MLA-017											Y	Y						Y							Y	Y						Y	Y	
		EPA 8290	MLA-017					Y		Y		Y			Y		Y		Y	Y	Y								Y				Y			Y	
		AXYS MLA-017	MLA-017					Y							Y		Y				Y								Y							Y	
	Total HxCDF	EPA 1613	MLA-017											Y	Y						Y							Y	Y						Y	Y	
		EPA 8290	MLA-017					Y		Y		Y			Y		Y		Y	Y	Y								Y				Y			Y	
		AXYS MLA-017	MLA-017					Y							Y		Y				Y								Y							Y	
	Total PeCDD	EPA 1613	MLA-017											Y	Y						Y							Y	Y						Y	Y	
		EPA 8290	MLA-017					Y		Y		Y			Y		Y		Y	Y	Y								Y				Y			Y	
		AXYS MLA-017	MLA-017					Y							Y		Y				Y								Y							Y	
	Total PeCDF	EPA 1613	MLA-017											Y	Y						Y							Y	Y						Y	Y	
		EPA 8290	MLA-017					Y		Y		Y			Y		Y		Y	Y	Y								Y				Y			Y	
		AXYS MLA-017	MLA-017					Y							Y		Y				Y								Y							Y	
	Total TCDD	EPA 1613	MLA-017											Y	Y						Y							Y	Y						Y	Y	
		EPA 8290	MLA-017					Y		Y		Y			Y		Y		Y	Y	Y								Y				Y			Y	
		AXYS MLA-017	MLA-017					Y							Y		Y				Y								Y							Y	
	Total TCDF	EPA 1613	MLA-017											Y	Y						Y							Y	Y						Y	Y	
		EPA 8290	MLA-017					Y		Y		Y			Y		Y		Y	Y	Y								Y				Y			Y	
		AXYS MLA-017	MLA-017					Y							Y		Y				Y								Y							Y	
PFC	Perfluorobutanesulfonate (PFBS)	AXYS MLA-041	MLA-041			Y		Y	Y	Y					Y																						
		AXYS MLA-042	MLA-042		Y																																
		AXYS MLA-043	MLA-043													Y	Y	Y	Y		Y																
		AXYS MLA-060	MLA-060																				Y	Y	Y	Y	Y									Y	
	Perfluorobutanoate (PFBA)	AXYS MLA-041	MLA-041			Y		Y	Y	Y					Y																						
		AXYS MLA-042	MLA-042		Y																																
		AXYS MLA-043	MLA-043													Y	Y	Y	Y		Y																
		AXYS MLA-060	MLA-060																				Y	Y	Y	Y	Y									Y	
	Perfluorodecanoate (PFDA)	AXYS MLA-041	MLA-041			Y		Y	Y	Y					Y																						
		AXYS MLA-042	MLA-042		Y																																
		AXYS MLA-043	MLA-043													Y	Y	Y	Y		Y																
		AXYS MLA-060	MLA-060																				Y	Y	Y	Y	Y									Y	
	Perfluorododecanoate (PFDoA)	AXYS MLA-041	MLA-041			Y		Y	Y	Y					Y																						
		AXYS MLA-042	MLA-042		Y																																
		AXYS MLA-043	MLA-043													Y	Y	Y	Y		Y																

Accreditation Scope

AXYS Analytical Services Ltd.
file ref.: ACC-101 Rev.23

Compound Class	Compound	Accredited Method ID	AXYS Method ID	Pulp	Serum	Solids									Tissue						Urine	Water	Water, Drinking				Water, Non-Potable								
				CALA	CALA	CALA	California DPH	Florida DOH	Minnesota DOH	New Jersey DEP	New York DOH	Virginia DGS	Washington DE	Maine DOH	ANAB	CALA	Florida DOH	Minnesota DOH	New Jersey DEP	Virginia DGS	ANAB	CALA	CALA	Florida DOH	Minnesota DOH	New Jersey DEP	ANAB	California DPH	Florida DOH	Minnesota DOH	New Jersey DEP	New York DOH	Virginia DGS	Washington DE*	Maine DOH	ANAB	Pennsylvania DEP
		AXYS MLA-060	MLA-060																			Y	Y	Y	Y	Y										Y
	Perfluoroheptanoate (PFHpA)	AXYS MLA-041	MLA-041			Y			Y	Y	Y				Y																					
		AXYS MLA-042	MLA-042		Y																															
		AXYS MLA-043	MLA-043													Y	Y	Y	Y		Y															
		AXYS MLA-060	MLA-060																				Y	Y	Y	Y	Y										Y
	Perfluorohexanesulfonate (PFHxS)	AXYS MLA-041	MLA-041			Y			Y	Y	Y				Y																					
		AXYS MLA-042	MLA-042		Y																															
		AXYS MLA-043	MLA-043													Y	Y	Y	Y		Y															
		AXYS MLA-060	MLA-060																				Y	Y	Y	Y	Y										Y
	Perfluorohexanoate (PFHxA)	AXYS MLA-041	MLA-041			Y			Y	Y	Y				Y																					
		AXYS MLA-042	MLA-042		Y																															
		AXYS MLA-043	MLA-043													Y	Y	Y	Y		Y															
		AXYS MLA-060	MLA-060																				Y	Y	Y	Y	Y										Y
	Perfluorononanoate (PFNA)	AXYS MLA-041	MLA-041			Y			Y	Y	Y				Y																					
		AXYS MLA-042	MLA-042		Y																															
		AXYS MLA-043	MLA-043													Y	Y	Y	Y		Y															
		AXYS MLA-060	MLA-060																				Y	Y	Y	Y	Y										Y
	Perfluorooctane sulfonamide (PFOSA)	AXYS MLA-041	MLA-041			Y			Y	Y	Y				Y																					
		AXYS MLA-042	MLA-042		Y																															
		AXYS MLA-043	MLA-043													Y	Y	Y	Y		Y															
		AXYS MLA-060	MLA-060																				Y	Y	Y	Y	Y										Y
	Perfluorooctanesulfonate (PFOS)	AXYS MLA-041	MLA-041			Y			Y	Y	Y				Y																					
		AXYS MLA-042	MLA-042		Y																															
		AXYS MLA-043	MLA-043													Y	Y	Y	Y		Y															
		AXYS MLA-060	MLA-060																				Y	Y	Y	Y	Y										Y
	Perfluorooctanoate (PFOA)	AXYS MLA-041	MLA-041			Y			Y	Y	Y				Y																					
		AXYS MLA-042	MLA-042		Y																															
		AXYS MLA-043	MLA-043													Y	Y	Y	Y		Y															
		AXYS MLA-060	MLA-060																				Y	Y	Y	Y	Y										Y
	Perfluoropentanoate (PFPeA)	AXYS MLA-041	MLA-041			Y			Y	Y	Y				Y																					
		AXYS MLA-042	MLA-042		Y																															
		AXYS MLA-043	MLA-043													Y	Y	Y	Y		Y															
		AXYS MLA-060	MLA-060																				Y	Y	Y	Y	Y										Y
	Perfluoroundecanoate (PFUnA)	AXYS MLA-041	MLA-041			Y			Y	Y	Y				Y																					
		AXYS MLA-042	MLA-042		Y																															
		AXYS MLA-043	MLA-043													Y	Y	Y	Y		Y															
		AXYS MLA-060	MLA-060																				Y	Y	Y	Y	Y										Y
PPCP	1,7-Dimethylxanthine	EPA 1694	MLA-075											Y																				Y		
		AXYS MLA-075	MLA-075			Y																	Y														
	10-hydroxy-amitriptyline	AXYS MLA-075	MLA-075			Y																	Y														
	2-hydroxy-ibuprofen	AXYS MLA-075	MLA-075			Y																	Y														
	4-Epianhydrochlortetracycline (EACTC)	EPA 1694	MLA-075											Y																				Y		
		AXYS MLA-075	MLA-075			Y																	Y														
	4-Epianhydrotetracycline (EATC)	EPA 1694	MLA-075											Y																				Y		
		AXYS MLA-075	MLA-075			Y																	Y														
	4-Epichlortetracycline (ECTC)	EPA 1694	MLA-075											Y																				Y		
		AXYS MLA-075	MLA-075			Y																	Y														
	4-Epioxytetracycline (EOTC)	EPA 1694	MLA-075											Y																				Y		
		AXYS MLA-075	MLA-075			Y																	Y														
	4-Epitetracycline (ETC)	EPA 1694	MLA-075											Y																				Y		

Accreditation Scope

AXYS Analytical Services Ltd.
file ref.: ACC-101 Rev.23

Compound Class	Compound	Accredited Method ID	AXYS Method ID	Pulp		Serum		Solids										Tissue						Urine		Water		Water, Drinking				Water, Non-Potable								
				CALA		CALA		CALA	California DPH	Florida DOH	Minnesota DOH	New Jersey DEP	New York DOH	Virginia DGS	Washington DE	Maine DOH	ANAB	CALA	Florida DOH	Minnesota DOH	New Jersey DEP	Virginia DGS	ANAB	CALA		CALA		Florida DOH	Minnesota DOH	New Jersey DEP	ANAB	California DPH	Florida DOH	Minnesota DOH	New Jersey DEP	New York DOH	Virginia DGS	Washington DE*	Maine DOH	ANAB	Pennsylvania DEP
		AXYS MLA-075	MLA-075					Y																		Y														
	Acetaminophen	EPA 1694	MLA-075													Y																							Y		
		AXYS MLA-075	MLA-075					Y																		Y														
	Albuterol	EPA 1694	MLA-075													Y																							Y		
		AXYS MLA-075	MLA-075					Y																		Y														
	Alprazolam	AXYS MLA-075	MLA-075					Y																		Y														
	Amitriptyline	AXYS MLA-075	MLA-075					Y																		Y														
	Amlodipine	AXYS MLA-075	MLA-075					Y																		Y														
	Amphetamine	AXYS MLA-075	MLA-075					Y																		Y														
	Anhydrochlortetracycline (ACTC)	EPA 1694	MLA-075													Y																							Y		
		AXYS MLA-075	MLA-075					Y																		Y														
	Anhydrotetracycline (ATC)	EPA 1694	MLA-075													Y																							Y		
		AXYS MLA-075	MLA-075					Y																		Y														
	Atenolol	AXYS MLA-075	MLA-075					Y																		Y														
	Atorvastatin	AXYS MLA-075	MLA-075					Y																		Y														
	Azithromycin	EPA 1694	MLA-075													Y																							Y		
		AXYS MLA-075	MLA-075					Y																		Y														
	Benzoylecgonine	AXYS MLA-075	MLA-075					Y																		Y														
	Benztropine	AXYS MLA-075	MLA-075					Y																		Y														
	Betamethasone	AXYS MLA-075	MLA-075					Y																		Y														
	Bisphenol A	EPA 1694	MLA-075													Y																							Y		
		AXYS MLA-075	MLA-075					Y																		Y														
	Caffeine	EPA 1694	MLA-075													Y																							Y		
		AXYS MLA-075	MLA-075					Y																		Y														
	Carbadox	EPA 1694	MLA-075													Y																							Y		
		AXYS MLA-075	MLA-075					Y																		Y														
	Carbamazepine	EPA 1694	MLA-075													Y																							Y		
		AXYS MLA-075	MLA-075					Y																		Y														
	Cefotaxime	EPA 1694	MLA-075													Y																							Y		
		AXYS MLA-075	MLA-075					Y																		Y														
	Chlortetracycline (CTC)	EPA 1694	MLA-075													Y																							Y		
		AXYS MLA-075	MLA-075					Y																		Y														
	Cimetidine	EPA 1694	MLA-075													Y																							Y		
		AXYS MLA-075	MLA-075					Y																		Y														
	Ciprofloxacin	EPA 1694	MLA-075													Y																							Y		
		AXYS MLA-075	MLA-075					Y																		Y														
	Clarithromycin	EPA 1694	MLA-075													Y																							Y		
		AXYS MLA-075	MLA-075					Y																		Y														
	Clinafloxacin	EPA 1694	MLA-075													Y																							Y		
		AXYS MLA-075	MLA-075					Y																		Y														
	Clonidine	AXYS MLA-075	MLA-075					Y																		Y														
	Cloxacillin	EPA 1694	MLA-075													Y																							Y		
		AXYS MLA-075	MLA-075					Y																		Y														
	Cocaine	AXYS MLA-075	MLA-075					Y																		Y														
	Codeine	EPA 1694	MLA-075													Y																							Y		
		AXYS MLA-075	MLA-075					Y																		Y														
	Cotinine	EPA 1694	MLA-075													Y																							Y		
		AXYS MLA-075	MLA-075					Y																		Y														
	DEET (N,N-diethyl-m-toluamide)	AXYS MLA-075	MLA-075					Y																		Y														
	Dehydronifedipine	EPA 1694	MLA-075													Y																							Y		

Accreditation Scope

AXYS Analytical Services Ltd.
file ref.: ACC-101 Rev.23

Compound Class	Compound	Accredited Method ID	AXYS Method ID	Pulp	Serum	Solids									Tissue						Urine	Water	Water, Drinking				Water, Non-Potable								
				CALA	CALA	CALA	California DPH	Florida DOH	Minnesota DOH	New Jersey DEP	New York DOH	Virginia DGS	Washington DE	Maine DOH	ANAB	CALA	Florida DOH	Minnesota DOH	New Jersey DEP	Virginia DGS	ANAB	CALA	CALA	Florida DOH	Minnesota DOH	New Jersey DEP	ANAB	California DPH	Florida DOH	Minnesota DOH	New Jersey DEP	New York DOH	Virginia DGS	Washington DE*	Maine DOH	ANAB	Pennsylvania DEP
		AXYS MLA-075	MLA-075			Y																Y													
	Demeclocycline	EPA 1694	MLA-075											Y																				Y	
		AXYS MLA-075	MLA-075			Y																Y													
	Desmethyldiltiazem	AXYS MLA-075	MLA-075			Y																Y													
	Diazepam	AXYS MLA-075	MLA-075			Y																Y													
	Digoxigenin	EPA 1694	MLA-075											Y																				Y	
		AXYS MLA-075	MLA-075			Y																Y													
	Digoxin	EPA 1694	MLA-075											Y																				Y	
		AXYS MLA-075	MLA-075			Y																Y													
	Diltiazem	EPA 1694	MLA-075											Y																				Y	
		AXYS MLA-075	MLA-075			Y																Y													
	Diphenhydramine	EPA 1694	MLA-075											Y																				Y	
		AXYS MLA-075	MLA-075			Y																Y													
	Doxycycline	EPA 1694	MLA-075											Y																				Y	
		AXYS MLA-075	MLA-075			Y																Y													
	Enalapril	EPA 1694	MLA-075											Y																				Y	
		AXYS MLA-075	MLA-075			Y																Y													
	Enrofloxacin	EPA 1694	MLA-075											Y																				Y	
		AXYS MLA-075	MLA-075			Y																Y													
	Erythromycin	AXYS MLA-075	MLA-075			Y																Y													
	Erythromycin anydrate	EPA 1694	MLA-075											Y																				Y	
	Flumequine	EPA 1694	MLA-075											Y																				Y	
		AXYS MLA-075	MLA-075			Y																Y													
	Fluocinonide	AXYS MLA-075	MLA-075			Y																Y													
	Fluoxetine	EPA 1694	MLA-075											Y																				Y	
		AXYS MLA-075	MLA-075			Y																Y													
	Fluticasone propionate	AXYS MLA-075	MLA-075			Y																Y													
	Furosemide	AXYS MLA-075	MLA-075			Y																Y													
	Gemfibrozil	EPA 1694	MLA-075											Y																				Y	
		AXYS MLA-075	MLA-075			Y																Y													
	Glipizide	AXYS MLA-075	MLA-075			Y																Y													
	Glyburide	AXYS MLA-075	MLA-075			Y																Y													
	Hydrochlorothiazide	AXYS MLA-075	MLA-075			Y																Y													
	Hydrocodone	AXYS MLA-075	MLA-075			Y																Y													
	Hydrocortisone	AXYS MLA-075	MLA-075			Y																Y													
	Ibuprofen	EPA 1694	MLA-075											Y																				Y	
		AXYS MLA-075	MLA-075			Y																Y													
	Isochlortetracycline (ICTC)	EPA 1694	MLA-075											Y																				Y	
		AXYS MLA-075	MLA-075			Y																Y													
	Lincomycin	EPA 1694	MLA-075											Y																				Y	
		AXYS MLA-075	MLA-075			Y																Y													
	Lomefloxacin	EPA 1694	MLA-075											Y																				Y	
		AXYS MLA-075	MLA-075			Y																Y													
	Meprobamate	AXYS MLA-075	MLA-075			Y																Y													
	Metformin	EPA 1694	MLA-075											Y																				Y	
		AXYS MLA-075	MLA-075			Y																Y													
	Methylprednisolone	AXYS MLA-075	MLA-075			Y																Y													
	Metoprolol	AXYS MLA-075	MLA-075			Y																Y													
	Miconazole	EPA 1694	MLA-075											Y																				Y	
		AXYS MLA-075	MLA-075			Y																Y													

Accreditation Scope

AXYS Analytical Services Ltd.
file ref.: ACC-101 Rev.23

Compound Class	Compound	Accredited Method ID	AXYS Method ID	Pulp	Serum	Solids									Tissue							Urine	Water	Water, Drinking				Water, Non-Potable									
				CALA	CALA	CALA	California DPH	Florida DOH	Minnesota DOH	New Jersey DEP	New York DOH	Virginia DGS	Washington DE	Maine DOH	ANAB	CALA	Florida DOH	Minnesota DOH	New Jersey DEP	Virginia DGS	ANAB	CALA	CALA	Florida DOH	Minnesota DOH	New Jersey DEP	ANAB	California DPH	Florida DOH	Minnesota DOH	New Jersey DEP	New York DOH	Virginia DGS	Washington DE*	Maine DOH	ANAB	Pennsylvania DEP
	Minocycline	EPA 1694	MLA-075											Y																				Y		
		AXYS MLA-075	MLA-075			Y																	Y														
	Naproxen	EPA 1694	MLA-075											Y																					Y		
		AXYS MLA-075	MLA-075			Y																	Y														
	Norfloxacin	EPA 1694	MLA-075											Y																					Y		
		AXYS MLA-075	MLA-075			Y																	Y														
	Norfluoxetine	AXYS MLA-075	MLA-075			Y																	Y														
	Norgestimate	EPA 1694	MLA-075											Y																					Y		
		AXYS MLA-075	MLA-075			Y																	Y														
	Norverapamil	AXYS MLA-075	MLA-075			Y																	Y														
	Ofloxacin	EPA 1694	MLA-075											Y																					Y		
		AXYS MLA-075	MLA-075			Y																	Y														
	Ormetoprim	EPA 1694	MLA-075											Y																					Y		
		AXYS MLA-075	MLA-075			Y																	Y														
	Oxacillin	EPA 1694	MLA-075											Y																					Y		
		AXYS MLA-075	MLA-075			Y																	Y														
	Oxolinic acid	EPA 1694	MLA-075											Y																					Y		
		AXYS MLA-075	MLA-075			Y																	Y														
	Oxycodone	EPA 1694	MLA-075											Y																					Y		
		AXYS MLA-075	MLA-075			Y																	Y														
	Oxytetracycline (OTC)	EPA 1694	MLA-075											Y																					Y		
		AXYS MLA-075	MLA-075			Y																	Y														
	Paroxetine	EPA 1694	MLA-075											Y																					Y		
		AXYS MLA-075	MLA-075			Y																	Y														
	Penicillin G	EPA 1694	MLA-075											Y																					Y		
		AXYS MLA-075	MLA-075			Y																	Y														
	Penicillin V	EPA 1694	MLA-075											Y																					Y		
		AXYS MLA-075	MLA-075			Y																	Y														
	Prednisolone	AXYS MLA-075	MLA-075			Y																	Y														
	Prednisone	AXYS MLA-075	MLA-075			Y																	Y														
	Promethazine	AXYS MLA-075	MLA-075			Y																	Y														
	Propoxyphene	AXYS MLA-075	MLA-075			Y																	Y														
	Propranolol	AXYS MLA-075	MLA-075			Y																	Y														
	Ranitidine	EPA 1694	MLA-075											Y																					Y		
		AXYS MLA-075	MLA-075			Y																	Y														
	Roxithromycin	EPA 1694	MLA-075											Y																					Y		
		AXYS MLA-075	MLA-075			Y																	Y														
	Sarafloxacin	EPA 1694	MLA-075											Y																					Y		
		AXYS MLA-075	MLA-075			Y																	Y														
	Sertraline	AXYS MLA-075	MLA-075			Y																	Y														
	Simvastatin	AXYS MLA-075	MLA-075			Y																	Y														
	Sulfachloropyridazine	EPA 1694	MLA-075											Y																					Y		
		AXYS MLA-075	MLA-075			Y																	Y														
	Sulfadiazine	EPA 1694	MLA-075											Y																					Y		
		AXYS MLA-075	MLA-075			Y																	Y														
	Sulfadimethoxine	EPA 1694	MLA-075											Y																					Y		
		AXYS MLA-075	MLA-075			Y																	Y														
	Sulfamerazine	EPA 1694	MLA-075											Y																					Y		
		AXYS MLA-075	MLA-075			Y																	Y														
	Sulfamethazine	EPA 1694	MLA-075											Y																					Y		

Accreditation Scope

AXYS Analytical Services Ltd.
file ref.: ACC-101 Rev.23

Compound Class	Compound	Accredited Method ID	AXYS Method ID	Pulp	Serum	Solids									Tissue						Urine	Water	Water, Drinking				Water, Non-Potable								
				CALA	CALA	CALA	California DPH	Florida DOH	Minnesota DOH	New Jersey DEP	New York DOH	Virginia DGS	Washington DE	Maine DOH	ANAB	CALA	Florida DOH	Minnesota DOH	New Jersey DEP	Virginia DGS	ANAB	CALA	CALA	Florida DOH	Minnesota DOH	New Jersey DEP	ANAB	California DPH	Florida DOH	Minnesota DOH	New Jersey DEP	New York DOH	Virginia DGS	Washington DE*	Maine DOH	ANAB	Pennsylvania DEP
		AXYS MLA-075	MLA-075			Y																Y													
	Sulfamethizole	EPA 1694	MLA-075											Y																				Y	
		AXYS MLA-075	MLA-075			Y																Y													
	Sulfamethoxazole	EPA 1694	MLA-075											Y																				Y	
		AXYS MLA-075	MLA-075			Y																Y													
	Sulfanilamide	EPA 1694	MLA-075											Y																				Y	
		AXYS MLA-075	MLA-075			Y																Y													
	Sulfathiazole	EPA 1694	MLA-075											Y																				Y	
		AXYS MLA-075	MLA-075			Y																Y													
	Tetracycline (TC)	EPA 1694	MLA-075											Y																				Y	
		AXYS MLA-075	MLA-075			Y																Y													
	Theophylline	AXYS MLA-075	MLA-075			Y																Y													
	Thiabendazole	EPA 1694	MLA-075											Y																				Y	
		AXYS MLA-075	MLA-075			Y																Y													
	Trenbolone	AXYS MLA-075	MLA-075			Y																Y													
	Trenbolone acetate	AXYS MLA-075	MLA-075			Y																Y													
	Triamterene	AXYS MLA-075	MLA-075			Y																Y													
	Triclocarban	EPA 1694	MLA-075											Y																				Y	
		AXYS MLA-075	MLA-075			Y																Y													
	Triclosan	EPA 1694	MLA-075											Y																				Y	
		AXYS MLA-075	MLA-075			Y																Y													
	Trimethoprim	EPA 1694	MLA-075											Y																				Y	
		AXYS MLA-075	MLA-075			Y																Y													
	Tylosin	EPA 1694	MLA-075											Y																				Y	
		AXYS MLA-075	MLA-075			Y																Y													
	Valsartan	AXYS MLA-075	MLA-075			Y																Y													
	Verapamil	AXYS MLA-075	MLA-075			Y																Y													
	Virginiamycin	EPA 1694	MLA-075											Y																				Y	
		AXYS MLA-075	MLA-075			Y																Y													
	Warfarin	EPA 1694	MLA-075											Y																				Y	
		AXYS MLA-075	MLA-075			Y																Y													
Targeted Metabolites	11, 14, 17-eicosatrienoic acid (eicosatrienoic acid)	AXYS MLM-001	MLM-001												Y																				
	11, 14-eicosadienoic acid	AXYS MLM-001	MLM-001												Y																				
	3-hydroxytyrosine	AXYS MLM-001	MLM-001												Y																				
	Acetylcarnitine	AXYS MLM-001	MLM-001												Y																				
	Acetylornithine	AXYS MLM-001	MLM-001												Y																				
	Alanine	AXYS MLM-001	MLM-001												Y																				
	alpha-Aminoadipic acid	AXYS MLM-001	MLM-001												Y																				
	Arginine	AXYS MLM-001	MLM-001												Y																				
	Asparagine	AXYS MLM-001	MLM-001												Y																				
	Aspartate	AXYS MLM-001	MLM-001												Y																				
	Asymmetric dimethylarginine	AXYS MLM-001	MLM-001												Y																				
	Butenylcarnitine	AXYS MLM-001	MLM-001												Y																				
	Butyrylcarnitine	AXYS MLM-001	MLM-001												Y																				
	C22:5 ISOMER 1 (tentatively all-cis-4, 8, 12, 15, 19-docosapentaenoic acid)	AXYS MLM-001	MLM-001												Y																				
	C22:5 ISOMER 2 (all-cis-7,10,13,16,19-docosapentaenoic acid (DPA)	AXYS MLM-001	MLM-001												Y																				
	C22:5 ISOMER 3 (tentatively all-cis-4, 7, 10, 13, 16-docosapentaenoic acid)	AXYS MLM-001	MLM-001												Y																				
	Carnitine	AXYS MLM-001	MLM-001												Y																				
	Carnosine	AXYS MLM-001	MLM-001												Y																				
	chenodeoxycholic acid	AXYS MLM-001	MLM-001												Y																				

Accreditation Scope

AXYS Analytical Services Ltd.
file ref.: ACC-101 Rev.23

Compound Class	Compound	Accredited Method ID	AXYS Method ID	Pulp: CALA	Serum: CALA	Solids: CALA	Solids: California DPH	Solids: Florida DOH	Solids: Minnesota DOH	Solids: New Jersey DEP	Solids: New York DOH	Solids: Virginia DGS	Solids: Washington DE	Solids: Maine DOH	Solids: ANAB	Tissue: CALA	Tissue: Florida DOH	Tissue: Minnesota DOH	Tissue: New Jersey DEP	Tissue: Virginia DGS	Tissue: ANAB	Urine: CALA	Water: CALA	Water, Drinking: Florida DOH	Water, Drinking: Minnesota DOH	Water, Drinking: New Jersey DEP	Water, Drinking: ANAB	Water, Non-Potable: California DPH	Water, Non-Potable: Florida DOH	Water, Non-Potable: Minnesota DOH	Water, Non-Potable: New Jersey DEP	Water, Non-Potable: New York DOH	Water, Non-Potable: Virginia DGS	Water, Non-Potable: Washington DE*	Water, Non-Potable: Maine DOH	Water, Non-Potable: ANAB	Water, Non-Potable: Pennsylvania DEP
	cholic acid	AXYS MLM-001	MLM-001													Y																				
	Citrulline	AXYS MLM-001	MLM-001													Y																				
	Creatinine	AXYS MLM-001	MLM-001													Y																				
	Decadienylcarnitine	AXYS MLM-001	MLM-001													Y																				
	decanoic acid (capric acid)	AXYS MLM-001	MLM-001													Y																				
	Decanoylcarnitine	AXYS MLM-001	MLM-001													Y																				
	Decenoylcarnitine	AXYS MLM-001	MLM-001													Y																				
	deoxycholic acid	AXYS MLM-001	MLM-001													Y																				
	docosahexaenoic acid (DHA)	AXYS MLM-001	MLM-001													Y																				
	docosatetraenoic acid (adrenic acid)	AXYS MLM-001	MLM-001													Y																				
	Dodecanedioylcarnitine	AXYS MLM-001	MLM-001													Y																				
	Dodecanoylcarnitine	AXYS MLM-001	MLM-001													Y																				
	Dodecenoylcarnitine	AXYS MLM-001	MLM-001													Y																				
	Dopamine	AXYS MLM-001	MLM-001													Y																				
	eicosapentaenoic acid (EPA)	AXYS MLM-001	MLM-001													Y																				
	Eicosatetraenoic acid (arachidonic acid)	AXYS MLM-001	MLM-001													Y																				
	eicosatrienoic acid (dihomo-γ-linolenic acid)	AXYS MLM-001	MLM-001													Y																				
	Glutaconylcarnitine	AXYS MLM-001	MLM-001													Y																				
	Glutamate	AXYS MLM-001	MLM-001													Y																				
	Glutamine	AXYS MLM-001	MLM-001													Y																				
	Glutarylcarnitine (Hydroxyhexanoylcarnitine)	AXYS MLM-001	MLM-001													Y																				
	Glycine	AXYS MLM-001	MLM-001													Y																				
	glycochenodeoxycholic acid	AXYS MLM-001	MLM-001													Y																				
	glycocholic acid	AXYS MLM-001	MLM-001													Y																				
	glycodeoxycholic acid	AXYS MLM-001	MLM-001													Y																				
	Hexadecadienylcarnitine	AXYS MLM-001	MLM-001													Y																				
	hexadecanoic acid (palmitic acid)	AXYS MLM-001	MLM-001													Y																				
	Hexadecanoylcarnitine	AXYS MLM-001	MLM-001													Y																				
	hexadecenoic acid (palmitoleic acid)	AXYS MLM-001	MLM-001													Y																				
	Hexadecenoylcarnitine	AXYS MLM-001	MLM-001													Y																				
	Hexanoylcarnitine (Fumarylcarnitine)	AXYS MLM-001	MLM-001													Y																				
	Hexenoylcarnitine	AXYS MLM-001	MLM-001													Y																				
	Hexose (sum isomers)	AXYS MLM-001	MLM-001													Y																				
	Histamine	AXYS MLM-001	MLM-001													Y																				
	Histidine	AXYS MLM-001	MLM-001													Y																				
	Hydroxyhexadecadienylcarnitine	AXYS MLM-001	MLM-001													Y																				
	Hydroxyhexadecanoylcarnitine	AXYS MLM-001	MLM-001													Y																				
	Hydroxyhexadecenoylcarnitine	AXYS MLM-001	MLM-001													Y																				
	Hydroxylbutyrylcarnitine	AXYS MLM-001	MLM-001													Y																				
	Hydroxyoctadecenoylcarnitine	AXYS MLM-001	MLM-001													Y																				
	Hydroxyproline	AXYS MLM-001	MLM-001													Y																				
	Hydroxypropionylcarnitine	AXYS MLM-001	MLM-001													Y																				
	Hydroxysphingomyeline C14:1	AXYS MLM-001	MLM-001													Y																				
	Hydroxysphingomyeline C16:1	AXYS MLM-001	MLM-001													Y																				
	Hydroxysphingomyeline C22:1	AXYS MLM-001	MLM-001													Y																				
	Hydroxysphingomyeline C22:2	AXYS MLM-001	MLM-001													Y																				
	Hydroxysphingomyeline C24:1	AXYS MLM-001	MLM-001													Y																				
	Hydroxytetradecadienylcarnitine	AXYS MLM-001	MLM-001													Y																				
	Hydroxytetradecenoylcarnitine	AXYS MLM-001	MLM-001													Y																				
	Hydroxyvalerylcarnitine (Methylmalonylcarnitine)	AXYS MLM-001	MLM-001													Y																				

Accreditation Scope

AXYS Analytical Services Ltd.
file ref.: ACC-101 Rev.23

Compound Class	Compound	Accredited Method ID	AXYS Method ID	Pulp: CALA	Serum: CALA	Solids: CALA	Solids: California DPH	Solids: Florida DOH	Solids: Minnesota DOH	Solids: New Jersey DEP	Solids: New York DOH	Solids: Virginia DGS	Solids: Washington DE	Solids: Maine DOH	Solids: ANAB	Tissue: CALA	Tissue: Florida DOH	Tissue: Minnesota DOH	Tissue: New Jersey DEP	Tissue: Virginia DGS	Tissue: ANAB	Urine: CALA	Water: CALA	Water, Drinking: Florida DOH	Water, Drinking: Minnesota DOH	Water, Drinking: New Jersey DEP	Water, Drinking: ANAB	Water, Non-Potable: California DPH	Water, Non-Potable: Florida DOH	Water, Non-Potable: Minnesota DOH	Water, Non-Potable: New Jersey DEP	Water, Non-Potable: New York DOH	Water, Non-Potable: Virginia DGS	Water, Non-Potable: Washington DE*	Water, Non-Potable: Maine DOH	Water, Non-Potable: ANAB	Water, Non-Potable: Pennsylvania DEP
	Isoleucine	AXYS MLM-001	MLM-001													Y																				
	Kynurenine	AXYS MLM-001	MLM-001													Y																				
	Leucine	AXYS MLM-001	MLM-001													Y																				
	lithocholic acid	AXYS MLM-001	MLM-001													Y																				
	Lysine	AXYS MLM-001	MLM-001													Y																				
	lysoPhosphatidylcholine acyl C14:0	AXYS MLM-001	MLM-001													Y																				
	lysoPhosphatidylcholine acyl C16:0	AXYS MLM-001	MLM-001													Y																				
	lysoPhosphatidylcholine acyl C16:1	AXYS MLM-001	MLM-001													Y																				
	lysoPhosphatidylcholine acyl C17:0	AXYS MLM-001	MLM-001													Y																				
	lysoPhosphatidylcholine acyl C18:0	AXYS MLM-001	MLM-001													Y																				
	lysoPhosphatidylcholine acyl C18:1	AXYS MLM-001	MLM-001													Y																				
	lysoPhosphatidylcholine acyl C18:2	AXYS MLM-001	MLM-001													Y																				
	lysoPhosphatidylcholine acyl C20:3	AXYS MLM-001	MLM-001													Y																				
	lysoPhosphatidylcholine acyl C20:4	AXYS MLM-001	MLM-001													Y																				
	lysoPhosphatidylcholine acyl C24:0	AXYS MLM-001	MLM-001													Y																				
	lysoPhosphatidylcholine acyl C26:1	AXYS MLM-001	MLM-001													Y																				
	lysoPhosphatidylcholine acyl C28:0	AXYS MLM-001	MLM-001													Y																				
	lysoPhosphatidylcholine acyl C28:1	AXYS MLM-001	MLM-001													Y																				
	Methionine	AXYS MLM-001	MLM-001													Y																				
	Methioninesulfoxide	AXYS MLM-001	MLM-001													Y																				
	Methylglutarylcarnitine	AXYS MLM-001	MLM-001													Y																				
	Nitrotyrosine	AXYS MLM-001	MLM-001													Y																				
	Nonaylcarnitine	AXYS MLM-001	MLM-001													Y																				
	octadecadienoic acid (linoleic acid)	AXYS MLM-001	MLM-001													Y																				
	Octadecadienylcarnitine	AXYS MLM-001	MLM-001													Y																				
	octadecanoic acid (stearic acid)	AXYS MLM-001	MLM-001													Y																				
	Octadecanoylcarnitine	AXYS MLM-001	MLM-001													Y																				
	octadecatrienoic acid (γ-linolenic acid)	AXYS MLM-001	MLM-001													Y																				
	Octadecenoylcarnitine	AXYS MLM-001	MLM-001													Y																				
	Octanoylcarnitine	AXYS MLM-001	MLM-001													Y																				
	Ornithine	AXYS MLM-001	MLM-001													Y																				
	Phenylalanine	AXYS MLM-001	MLM-001													Y																				
	Phenylethylamine	AXYS MLM-001	MLM-001													Y																				
	Phosphatidylcholine acyl-alkyl C30:0	AXYS MLM-001	MLM-001													Y																				
	Phosphatidylcholine acyl-alkyl C30:1	AXYS MLM-001	MLM-001													Y																				
	Phosphatidylcholine acyl-alkyl C30:2	AXYS MLM-001	MLM-001													Y																				
	Phosphatidylcholine acyl-alkyl C32:1	AXYS MLM-001	MLM-001													Y																				
	Phosphatidylcholine acyl-alkyl C32:2	AXYS MLM-001	MLM-001													Y																				
	Phosphatidylcholine acyl-alkyl C34:0	AXYS MLM-001	MLM-001													Y																				
	Phosphatidylcholine acyl-alkyl C34:1	AXYS MLM-001	MLM-001													Y																				
	Phosphatidylcholine acyl-alkyl C34:2	AXYS MLM-001	MLM-001													Y																				
	Phosphatidylcholine acyl-alkyl C34:3	AXYS MLM-001	MLM-001													Y																				
	Phosphatidylcholine acyl-alkyl C36:0	AXYS MLM-001	MLM-001													Y																				
	Phosphatidylcholine acyl-alkyl C36:1	AXYS MLM-001	MLM-001													Y																				
	Phosphatidylcholine acyl-alkyl C36:2	AXYS MLM-001	MLM-001													Y																				
	Phosphatidylcholine acyl-alkyl C36:3	AXYS MLM-001	MLM-001													Y																				
	Phosphatidylcholine acyl-alkyl C36:4	AXYS MLM-001	MLM-001													Y																				
	Phosphatidylcholine acyl-alkyl C36:5	AXYS MLM-001	MLM-001													Y																				
	Phosphatidylcholine acyl-alkyl C38:0	AXYS MLM-001	MLM-001													Y																				
	Phosphatidylcholine acyl-alkyl C38:1	AXYS MLM-001	MLM-001													Y																				
	Phosphatidylcholine acyl-alkyl C38:2	AXYS MLM-001	MLM-001													Y																				
	Phosphatidylcholine acyl-alkyl C38:3	AXYS MLM-001	MLM-001													Y																				
	Phosphatidylcholine acyl-alkyl C38:5	AXYS MLM-001	MLM-001													Y																				
	Phosphatidylcholine acyl-alkyl C38:6	AXYS MLM-001	MLM-001													Y																				
	Phosphatidylcholine acyl-alkyl C40:1	AXYS MLM-001	MLM-001													Y																				
	Phosphatidylcholine acyl-alkyl C40:2	AXYS MLM-001	MLM-001													Y																				
	Phosphatidylcholine acyl-alkyl C40:3	AXYS MLM-001	MLM-001													Y																				

Accreditation Scope

AXYS Analytical Services Ltd.
file ref.: ACC-101 Rev.23

Compound Class	Compound	Accredited Method ID	AXYS Method ID	Pulp	Serum	Solids										Tissue						Urine	Water	Water, Drinking				Water, Non-Potable									
				CALA	CALA	CALA	California DPH	Florida DOH	Minnesota DOH	New Jersey DEP	New York DOH	Virginia DGS	Washington DE	Maine DOH	ANAB	CALA	Florida DOH	Minnesota DOH	New Jersey DEP	Virginia DGS	ANAB	CALA	CALA	Florida DOH	Minnesota DOH	New Jersey DEP	ANAB	California DPH	Florida DOH	Minnesota DOH	New Jersey DEP	New York DOH	Virginia DGS	Washington DE*	Maine DOH	ANAB	Pennsylvania DEP
	Phosphatidylcholine acyl-alkyl C40:4	AXYS MLM-001	MLM-001													Y																					
	Phosphatidylcholine acyl-alkyl C40:5	AXYS MLM-001	MLM-001													Y																					
	Phosphatidylcholine acyl-alkyl C40:6	AXYS MLM-001	MLM-001													Y																					
	Phosphatidylcholine acyl-alkyl C42:0	AXYS MLM-001	MLM-001													Y																					
	Phosphatidylcholine acyl-alkyl C42:1	AXYS MLM-001	MLM-001													Y																					
	Phosphatidylcholine acyl-alkyl C42:2	AXYS MLM-001	MLM-001													Y																					
	Phosphatidylcholine acyl-alkyl C42:3	AXYS MLM-001	MLM-001													Y																					
	Phosphatidylcholine acyl-alkyl C42:4	AXYS MLM-001	MLM-001													Y																					
	Phosphatidylcholine acyl-alkyl C42:5	AXYS MLM-001	MLM-001													Y																					
	Phosphatidylcholine acyl-alkyl C44:3	AXYS MLM-001	MLM-001													Y																					
	Phosphatidylcholine acyl-alkyl C44:4	AXYS MLM-001	MLM-001													Y																					
	Phosphatidylcholine acyl-alkyl C44:5	AXYS MLM-001	MLM-001													Y																					
	Phosphatidylcholine acyl-alkyl C44:6	AXYS MLM-001	MLM-001													Y																					
	Phosphatidylcholine diacyl C24:0	AXYS MLM-001	MLM-001													Y																					
	Phosphatidylcholine diacyl C26:0	AXYS MLM-001	MLM-001													Y																					
	Phosphatidylcholine diacyl C28:1	AXYS MLM-001	MLM-001													Y																					
	Phosphatidylcholine diacyl C30:0	AXYS MLM-001	MLM-001													Y																					
	Phosphatidylcholine diacyl C30:2	AXYS MLM-001	MLM-001													Y																					
	Phosphatidylcholine diacyl C32:0	AXYS MLM-001	MLM-001													Y																					
	Phosphatidylcholine diacyl C32:1	AXYS MLM-001	MLM-001													Y																					
	Phosphatidylcholine diacyl C32:2	AXYS MLM-001	MLM-001													Y																					
	Phosphatidylcholine diacyl C32:3	AXYS MLM-001	MLM-001													Y																					
	Phosphatidylcholine diacyl C34:1	AXYS MLM-001	MLM-001													Y																					
	Phosphatidylcholine diacyl C34:2	AXYS MLM-001	MLM-001													Y																					
	Phosphatidylcholine diacyl C34:3	AXYS MLM-001	MLM-001													Y																					
	Phosphatidylcholine diacyl C34:4	AXYS MLM-001	MLM-001													Y																					
	Phosphatidylcholine diacyl C36:0	AXYS MLM-001	MLM-001													Y																					
	Phosphatidylcholine diacyl C36:1	AXYS MLM-001	MLM-001													Y																					
	Phosphatidylcholine diacyl C36:2	AXYS MLM-001	MLM-001													Y																					
	Phosphatidylcholine diacyl C36:3	AXYS MLM-001	MLM-001													Y																					
	Phosphatidylcholine diacyl C36:4	AXYS MLM-001	MLM-001													Y																					
	Phosphatidylcholine diacyl C36:5	AXYS MLM-001	MLM-001													Y																					
	Phosphatidylcholine diacyl C36:6	AXYS MLM-001	MLM-001													Y																					
	Phosphatidylcholine diacyl C38:0	AXYS MLM-001	MLM-001													Y																					
	Phosphatidylcholine diacyl C38:1	AXYS MLM-001	MLM-001													Y																					
	Phosphatidylcholine diacyl C38:3	AXYS MLM-001	MLM-001													Y																					
	Phosphatidylcholine diacyl C38:4	AXYS MLM-001	MLM-001													Y																					
	Phosphatidylcholine diacyl C38:5	AXYS MLM-001	MLM-001													Y																					
	Phosphatidylcholine diacyl C38:6	AXYS MLM-001	MLM-001													Y																					
	Phosphatidylcholine diacyl C40:1	AXYS MLM-001	MLM-001													Y																					
	Phosphatidylcholine diacyl C40:2	AXYS MLM-001	MLM-001													Y																					
	Phosphatidylcholine diacyl C40:3	AXYS MLM-001	MLM-001													Y																					
	Phosphatidylcholine diacyl C40:4	AXYS MLM-001	MLM-001													Y																					
	Phosphatidylcholine diacyl C40:5	AXYS MLM-001	MLM-001													Y																					
	Phosphatidylcholine diacyl C40:6	AXYS MLM-001	MLM-001													Y																					
	Phosphatidylcholine diacyl C42:0	AXYS MLM-001	MLM-001													Y																					
	Phosphatidylcholine diacyl C42:1	AXYS MLM-001	MLM-001													Y																					
	Phosphatidylcholine diacyl C42:2	AXYS MLM-001	MLM-001													Y																					
	Phosphatidylcholine diacyl C42:4	AXYS MLM-001	MLM-001													Y																					
	Phosphatidylcholine diacyl C42:5	AXYS MLM-001	MLM-001													Y																					
	Phosphatidylcholine diacyl C42:6	AXYS MLM-001	MLM-001													Y																					
	Pimelylcarnitine	AXYS MLM-001	MLM-001													Y																					
	Proline	AXYS MLM-001	MLM-001													Y																					
	Propenoylcarnitine	AXYS MLM-001	MLM-001													Y																					
	Propionylcarnitine	AXYS MLM-001	MLM-001													Y																					
	Putrescine	AXYS MLM-001	MLM-001													Y																					
	Sarcosine	AXYS MLM-001	MLM-001													Y																					
	Serine	AXYS MLM-001	MLM-001													Y																					

Accreditation Scope

AXYS Analytical Services Ltd.
file ref.: ACC-101 Rev.23

Compound Class	Compound	Accredited Method ID	AXYS Method ID	Pulp: CALA	Serum: CALA	Solids: CALA	Solids: California DPH	Solids: Florida DOH	Solids: Minnesota DOH	Solids: New Jersey DEP	Solids: New York DOH	Solids: Virginia DGS	Solids: Washington DE	Solids: Maine DOH	Solids: ANAB	Tissue: CALA	Tissue: Florida DOH	Tissue: Minnesota DOH	Tissue: New Jersey DEP	Tissue: Virginia DGS	Tissue: ANAB	Urine: CALA	Water: CALA	Water, Drinking: Florida DOH	Water, Drinking: Minnesota DOH	Water, Drinking: New Jersey DEP	Water, Drinking: ANAB	Water, Non-Potable: California DPH	Water, Non-Potable: Florida DOH	Water, Non-Potable: Minnesota DOH	Water, Non-Potable: New Jersey DEP	Water, Non-Potable: New York DOH	Water, Non-Potable: Virginia DGS	Water, Non-Potable: Washington DE*	Water, Non-Potable: Maine DOH	Water, Non-Potable: ANAB	Water, Non-Potable: Pennsylvania DEP
	Serotonin	AXYS MLM-001	MLM-001													Y																				
	Spermidine	AXYS MLM-001	MLM-001													Y																				
	Spermine	AXYS MLM-001	MLM-001													Y																				
	Sphingomyeline C16:0	AXYS MLM-001	MLM-001													Y																				
	Sphingomyeline C16:1	AXYS MLM-001	MLM-001													Y																				
	Sphingomyeline C18:0	AXYS MLM-001	MLM-001													Y																				
	Sphingomyeline C18:1	AXYS MLM-001	MLM-001													Y																				
	Sphingomyeline C20:2	AXYS MLM-001	MLM-001													Y																				
	Sphingomyeline C22:3	AXYS MLM-001	MLM-001													Y																				
	Sphingomyeline C24:0	AXYS MLM-001	MLM-001													Y																				
	Sphingomyeline C24:1	AXYS MLM-001	MLM-001													Y																				
	Sphingomyeline C26:0	AXYS MLM-001	MLM-001													Y																				
	Sphingomyeline C26:1	AXYS MLM-001	MLM-001													Y																				
	Symmetric dimethylarginine	AXYS MLM-001	MLM-001													Y																				
	Taurine	AXYS MLM-001	MLM-001													Y																				
	taurochenodeoxycholic acid	AXYS MLM-001	MLM-001													Y																				
	taurocholic acid	AXYS MLM-001	MLM-001													Y																				
	taurodeoxycholic acid	AXYS MLM-001	MLM-001													Y																				
	taurolithocholic acid	AXYS MLM-001	MLM-001													Y																				
	tauroursodexoycholic acid	AXYS MLM-001	MLM-001													Y																				
	Tetradecadienylcarnitine	AXYS MLM-001	MLM-001													Y																				
	tetradecanoic acid (myristic acid)	AXYS MLM-001	MLM-001													Y																				
	Tetradecanoylcarnitine	AXYS MLM-001	MLM-001													Y																				
	Tetradecenoylcarnitine	AXYS MLM-001	MLM-001													Y																				
	Threonine	AXYS MLM-001	MLM-001													Y																				
	Tiglylcarnitine	AXYS MLM-001	MLM-001													Y																				
	Total dimethylarginine	AXYS MLM-001	MLM-001													Y																				
	Tryptophan	AXYS MLM-001	MLM-001													Y																				
	Tyrosine	AXYS MLM-001	MLM-001													Y																				
	ursodexoycholic acid	AXYS MLM-001	MLM-001													Y																				
	Valerylcarnitine	AXYS MLM-001	MLM-001													Y																				
	Valine	AXYS MLM-001	MLM-001													Y																				
TBBPA	Tetrabromobisphenol A	AXYS MLA-079	MLA-079		Y																															

Note*
Analysis of pesticides and PCBs in non-potable water samples by AXYS method MLA-007, with the exception of NPDES or State permitted discharges and Stormwater applications, may fall within the scope of Washington State Department of Ecology solids matrix accreditation, subject to approval of the Ecology Project Manager.

Legend

BPA and mPE	Bisphenol A and mono-Phthalate Esters
HBCDD	Hexabromocyclododecane
OC Pesticides	Organochlorine Pesticides
PAH	Polycyclic Aromatic Hydrocarbons
PBDPE	Polybrominated diphenylethers
PCB	Polychlorinated Biphenyls
PCDDF	Polychlorinated dibenzodioxins/furans
PFC	Perfluorinated Compounds
PPCP	Pharmaceutical and Personal Care Products
TBBPA	Tetrabromobisphenol A
California DPH	California Department of Public Health, Lab ID 2911
Florida DOH	Florida Department of Health, Lab ID E871007, (NELAC Standard)
Pennsylvania DEP	Pennsylvania Departmnent of Environmental Protection
Minnesota DOH	Minnesota Department of Health, Lab ID 232-999-430, (NELAC Standard)
New Jersey DEP	New Jersey Department of Environmental Protection, Lab ID CANA005, (NELAC Standard)
New York DOH	New York Department of Health, Lab ID 11674, (NELAC Standard)
Washington DE	Washington Department of Ecology, Lab ID C404
Virginia DGS	Virginia Department of General Services, Division of Consolidated Laboratory Services, Lab ID 460224, (NELAC Standard)
Maine DOH	Maine Center for Disease Control and Prevention, Department of Health and Human Services, Lab ID CN00003
CALA	Canadian Association for Laboratory Accreditation Inc., Lab ID A2637, (ISO/IEC 17025:2005 Standard)
ANAB	ANSI-ASQ National Accreditation Board, certificate AT-1861, (ISO/IEC 17025:2005 Standard)

AXYS | Axys Analytical Services Ltd
2045 Mills Road West
SIDNEY, BRITISH COLUMBIA, CANADA V8L 5X2
TEL 250-655-5800 FAX 250-655-5811
www.axysanalytical.com

AXYS Client No.: 4765

Client Address: ARCADIS U.S., Inc.
630 Plaza Drive, Suite 600
Highlands Ranch, CO, US, 80129

The AXYS contact for these data is Kirsten Anderson.

PAH METABOLITES ANALYSIS

URINE SAMPLES

PROJECT: 06262044.0000

Contract: 4765
Data Package Identification: DPWG52269

Analysis WG51889

21 August 2015

ARCADIS U.S., INC.
URINE SAMPLES

OH-PAHs ANALYSIS
AXYS METHOD: MLA-905
4765: L23368-6 to -24

PROJECT: 06262044.0000

20 August 2015

NARRATIVE

This narrative describes the analysis of nineteen urine samples for selected hydroxy metabolites of poly aromatic hydrocarbons (PAHs) using high-resolution gas chromatography / high-resolution mass spectrometry (HRGC / HRMS).

SAMPLE RECEIPT and STORAGE

The samples were received on the 29th May 2015. Details of sample conditions on receipt are provided on the sample receiving record. As per instructions from ARCADIS: Day 14 urine sample for each test group was combined with the Day 15 urine sample for each test group. The combined urine samples were assigned AXYS ID L23368-1 to -24. Sample compositing was conducted in workgroup WG51568 details of sample compositing are recorded on Composite Sample Preparation Record worksheets.

SAMPLE PREPARATION AND ANALYSIS

Analysis procedures were in general accordance with '**AXYS Method 905 Rev 01: *Analytical Procedure for the Analysis of Hydroxy-Polycyclic Aromatic Hydrocarbons in Urine by HRCG-HRMS.*** A method summary (MSU-905) is included in the data package following this narrative.

The samples were analyzed in batch WG51828, the composition of which is shown on the correlation table, and on the batch list heading the extraction workup sheets. The analysis batch included a procedural blank, (AXYS ID WG51889-101) prepared with synthetic urine and an Ongoing Precision and Recovery (OPRs) test sample (AXYS ID WG51889-102) prepared with spiked human urine.

An accurately measured sub-sample of approximately 4 mL sample was spiked with 30 µL of 2-mercaptoethanol to control analyte oxidation. The samples were then spiked with isotopically labeled quantification standards and β-glucuronidase enzyme. The mixture was incubated at 37°C for 17 hrs. The de-conjugated analytes were then extracted with pentane. The extracts were reduced under a gentle stream of nitrogen, spiked with the derivatization monitoring standard and the recovery standard and derivatized for 30 min with MSTFA at 60°C. The final extract volume was 225 µL, 2 µL was injected onto the HRGC/HRMS.

CALCULATIONS

Target concentrations were determined by isotope dilution or internal standard quantification procedures, using OPUSQuan software. Formulas used for conversion of the raw chromatographic data to concentrations are provided in the method summary document, MSU-905.

As described in the method summary, sample specific detection limits (SDLs) were calculated from the noise for each target analyte and used as the detection qualifier. If the OPUSquan software selected an unrepresentative region of noise for the SDL calculation, the SDL is corrected by hand on the raw data.

REPORTING CONVENTIONS

For internal tracking, ARCADIS U.S., INC., was assigned contract number 4765. AXYS logged the samples under the unique laboratory identifier of the form identifier of the form LXXXXX-XX All data reports reference both the client and lab sample identifiers.

Any extra work required and performed after the initial instrumental analysis of a sample extract is given an extra "test suffix" code. The single letter code per extra work performed is added to the AXYS sample ID as a suffix, and is combined with any other applicable test suffix codes. Test code in this data package includes:

I = Instrumental reanalysis of the sample extract
W = The sample extract was diluted and instrumentally reanalyzed
N = large dilution, new portion into fresh microvial followed by instrumental analysis
L = re-derivatization of sample extract was conducted following initial analysis

The laboratory qualifiers used are as follows:

D	=	indicates dilution data
K	=	peak detected but did not meet quantification criteria, result reported represents the estimated maximum possible concentration
U	=	Analyte not detected
V	=	the recovery of the surrogate falls outside the method control limits

Results are reported to three significant figures, in units of picograms per milliliter (pg/mL).

ANALYTICAL DISCUSSION

Area responses that were above the method's calibration range were observed in the following samples for 3-OH-Benzo[a]pyrene and / or 9-OH-Benzo[a]pyrene. The sample extracts were diluted to bring the area response within the calibration limit and results for these analytes were separately reported from the diluted extract analysis data.

AXYS ID	Client ID
L23368-7	401 Day 14/15
L23368-17	901 Day 14/15
L23368-18	902 Day 14/15

The derivatization control standard indicated incomplete derivatization in two sample extracts namely: 402 Day 14/15 and 602 Day 14/15 (AXYS ID L23368-8 and -12 respectively). These sample extracts were re-derivatized and the re-derivatized extracts were instrumentally analyzed. Derivatization went into completion as indicated by quantitative recovery of the derivatization control standard. Final results for these samples were reported from the re-derivatized extract analysis data.

To reduce interferences caused by matrix co-extractives the following sample extracts were diluted and instrumentally reanalyzed. Results are reported from the diluted extract analysis data.

AXYS ID	Client ID
L23368-8	402 Day 14/15
L23368-9	501 Day 14/15
L23368-10	502 Day 14/15
L23368-11	601 Day 14/15
L23368-12	602 Day 14/15
L23368-13	701 Day 14/15
L23368-14	702 Day 14/15

Due to a software limitation, data points for all the initial calibration runs could not be included on the HTML reports. As a result the mean RRF values shown on the report forms are slightly different from the mean values shown on the raw data under the Analysis Chromatographic section. For all calculations, please use average RRF values shown on the Analysis Chromatography section of the data package.

QA/QC NOTES

The QC samples were prepared alongside the client sample, and were subjected to the same analytical procedures. The sample results were evaluated in comparison to the QC samples.

- The results are not blank corrected. The sample data should be compared to the procedural blank.
- By virtue of the isotope dilution/internal standard quantification procedures, data are recovery corrected for possible losses during extraction and cleanup.
- All linearity, CAL/VER, Lab Blank, OPR and labeled compound recovery specifications were met, with the following exception:

Due to matrix co-extractives detection limits significantly above 25 pg/mL were observed in multiple samples.

Surrogate recovery for 13C6-3-OH-Chrysene was observed to be marginally below the interim method control limit value of 50% in sample 902 Day 14/15 (AXYS ID L23368-18). This has no impact on the data. The results are recovery-corrected, labeled compound recovery values are provided as general data quality indicators only.

DATA PACKAGE

This data package, assigned a unique identifier DPWG52269, includes: shown on the front page of this Data Package. Included in the data package after the narrative are the following documentations:

- Method summary, MSU-905
- Sample Correlation Table
- Sample Receiving Documentation
- Composite Sample Preparation Records
- Extraction worksheets.
- Sample data reports (Analysis Reports)
- Laboratory QC data reports
- Instrumental QC data reports (organized by analysis date)
- Sample raw data (Analysis chromatography)
- Laboratory QC raw data
- Instrumental QC raw data (organized by analysis date).

I certify that this data package complies with the terms and conditions of the contract, both technically and for completeness, except for the conditions detailed above. In addition, I certify, that to the best of my knowledge and belief, the data as reported are true and accurate. The following signature, on behalf of Axys Analytical Services Ltd, authorizes the release of the data contained in this data package.

Million Woudneh — 21-Aug-2015

Signed: Million Woudneh, PhD
Product Development Chemist

Date Signed

Summary of AXYS method MLA-905 Rev. 01 Ver. 02:

ANALYTICAL PROCEDURE FOR THE ANALYSIS OF HYDROXY-POLYCYCLIC AROMATIC HYDROCARBONS IN URINE BY HRGC-HRMS

AXYS Method MLA-905 describes the determination of concentrations of selected hydroxy-polyaromatic hydrocarbons (OH-PAHs) in urine samples. According to clients' requests this analysis may be performed to determine total OH-PAHs (the sum of free OH-PAHs and conjugated OH-PAHs) and/or only free (not conjugated) OH-PAHs. Deconjugation is performed by enzymatic hydrolysis to liberate the glucuronated and sulfonated forms of the analytes into free hydroxy PAH forms.

Typical reporting limits are 10 - 25 pg /mL for each analyte using a 4 mL sample.

TARGET ANALYTES

Hydroxy polycyclic aromatic hydrocarbons (OH-PAHs)

Compound	Short name	CAS #
3-Hydroxy-chrysene	3-OH-Chrysene	63019-39-6
3-Hydroxy-benzo[a]pyrene	3-OH-Benzo[a]pyrene	13345-21-6
9-Hydroxy-benzo[a]pyrene	9-OH-Benzo[a]pyrene	17573-21-6
3-Hydroxy-benz[a]anthracene	3-OH-Benz[a]anthracene	4834-35-9
7,8-Dihydrodiol-benzo[a]pyrene (trans) *	7,8-Diol-benzo[a]pyrene, trans	60864-95-1
7,8-Dihydrodiol-benzo[a]pyrene (cis) *	7,8-Diol-benzo[a]pyrene, cis	60657-25-2

* Poorly recovered analyte, included for general information only

EXTRACTION

Urine samples are spiked with 2-mercaptoethanol to prevent oxidation of the analytes. The samples are then spiked with a suite of labeled quantification standards and labeled derivatization monitoring standard. Where total OH-PAHs (the sum of free OH-PAHs and conjugated OH-PAHs) are required β-glucuronidase enzyme is used to de-conjugate the glucuronated and sulfonated forms of the analytes into free hydroxy PAH forms. The samples are then sequentially extracted with pentane. The extracts are dried with anhydrous sodium sulphate, concentrated and derivatized to trimethylsilyl forms with N-Methyl-N-(trimethylsilyl) trifluoroacetamide.

INSTRUMENTAL ANALYSIS

Instrumental analysis is performed by high-resolution gas chromatography using a 30 m DB-17 capillary column and detection by high resolution mass spectrometry.

Analytes, Typical Retention Times, Acquired Ions and Quantification References

Target Analyte	Typical Retention Time (mm:ss)	Mass 1	Mass 2	Quantified Against
Target Analytes				
3-OH-Chrysene	23:00	316.1283	301.1049	$^{13}C_6$-3-OH-Chrysene
3-OH-Benzo[a]pyrene	26:41	340.1283	325.1049	d_{11}-3-OH-Benzo[a]pyrene
9-OH-Benzo[a]pyrene	26:25	340.1283	325.1049	$^{13}C_6$-3-OH-Chrysene
3-OH-Benz[a]anthracene	23:10	316.1283	301.1049	$^{13}C_6$-1-OH-Benz[a]anthracene
7,8-Diol-benzo[a]pyrene, cis	24:48	191.0924	252.0939	d_{11}-3-OH-Benzo[a]pyrene
7,8-Diol-benzo[a]pyrene, trans	25:06	191.0924	252.0939	d_{11}-3-OH-Benzo[a]pyrene
Model Unconjugated standard				
1-OH-Naphthalene	8:05	216.0970	201.0736	$^{13}C_6$-1-OH-Naphthalene
1-OH-Pyrene	20:41	290.1127	275.0893	$^{13}C_6$-1-OH-Pyrene
Surrogate Standard				
$^{13}C_6$-3-OH-Chrysene	22:59	322.1485	307.1251	$^{13}C_{12}$-PCB-81
$^{13}C_6$-1-OH-Benz[a]anthracene	22:26	322.1485	307.1251	$^{13}C_{12}$-PCB-81
d_{11}-3-OH-Benzo[a]pyrene	26:37	351.1974	336.1740	$^{13}C_{12}$-PCB-81
$^{13}C_6$-1-OH-Naphthalene	8:04	222.1172	207.0938	$^{13}C_{12}$-PCB-81
$^{13}C_6$-1-OH-Pyrene	20:41	296.1329	281.1095	$^{13}C_{12}$-PCB-81
Derivatization Standard				
$^{13}C_{12}$-4'-OH-3,3',4,5'-TetraCB	19:59	389.9971	391.9941	$^{13}C_{12}$-PCB-81
Recovery Standard				
$^{13}C_{12}$-PCB-81	16:18	301.9626	303.9597	External standard

CALIBRATION

Initial calibration is performed using a five point calibration series of solutions that encompass the working concentration range. The derivatized initial calibration solutions contain authentic target OH-PAHs, deconjugation monitoring standards, and ^{13}C-labelled or deuterium labelled derivatization monitoring, surrogate and recovery standards. The concentrations of the authentic target compounds in the solutions vary to encompass the working range of the instrument, while the concentrations of the other compounds are constant. Calibration procedures use the mean RRFs determined from the initial calibration to calculate analyte concentrations. Calibration is verified at least once every 12 hours by analysis of a mid-level calibration solution.

Nominal Concentrations of Calibration Standard Solutions

Target analyte	CAL A CS-1	CAL B CS-2	CAL C CS-3	CAL D CS-4	CAL E CS-5	CAL F CAL VER CS-6	CAL G CS-7	CAL H CS-8
3-OH-Chrysene	0.25	0.50	1.00	5.00	50	250	500	1000
3-OH-Benzo[a]pyrene	0.25	0.50	1.00	5.00	50	250	500	1000
9-OH-Benzo[a]pyrene	0.25	0.50	1.00	5.00	50	250	500	1000
3-OH-Benz[a]anthracene	0.25	0.50	1.00	5.00	50	250	500	1000
7,8-Diol-benzo[a]pyrene, Cis	0.25	0.50	1.00	5.00	50	250	500	1000
7,8-Diol-benzo[a]pyrene, Trans	0.25	0.50	1.00	5.00	50	250	500	1000
De-conjugation monitoring standards								
1-OH-Naphthalene	200	200	200	200	200	200	200	200
1-OH-Pyrene	200	200	200	200	200	200	200	200
Surrogate standards								
$^{13}C_6$-3-OH-Chrysene	250	250	250	250	250	250	250	250
$^{13}C_6$-1-OH-Benz[a]anthracene	250	250	250	250	250	250	250	250
d_{11}-3-OH-Benzo[a]pyrene	250	250	250	250	250	250	250	250
$^{13}C_6$-1-OH-Naphthalene	250	250	250	250	250	250	250	250
$^{13}C_6$-1-OH-Pyrene	250	250	250	250	250	250	250	250
Derivatization monitoring standard								
$^{13}C_{12}$-4'-OH-3,3',4,5'-TetraCB	50	50	50	50	50	50	50	50
Recovery standard								
$^{13}C_{12}$-PCB-81	50	50	50	50	50	50	50	50

ANALYTE IDENTIFICATION

An individual chromatographic peak is identified as a target compound if the following criteria are met for the quantification and confirmation ions:

1. Peak responses must be at least three times the background noise level for the quantification mass ion.
2. Each analyte is identified with one quantification and one confirmation mass ion.
3. The relative retention time must be within the window predicted from the initial calibration runs and the surrogate standard retention times.
4. Peak maxima for quantification and confirmation ions must coincide within two seconds.

QUANTIFICATION

Target concentrations are determined by isotope dilution or internal standard quantification procedures using MassLynx software. The equation used in the conversion of the raw chromatograms to concentration is provided below:

$$\text{Sample Conc.} = \left(\frac{\text{area of Target}}{\text{area of Surro}} \times \text{weight of Surro. (ng)}\right) x \left(\frac{1}{RRF_x}\right) x \left(\frac{1}{\text{sample size (mL)}}\right),$$

where RRF_x = Relative Response Factor for the analyte. RRFs are calculated for each analyte according to the following equation:

$$RRF_x = \left(\frac{A_x}{A_{IS}}\right) \times \left(\frac{C_{IS}}{C_x}\right)$$

where: C_{IS} =The concentration of the quantification standard in the calibration standard.
C_x =The concentration of the target analyte in the calibration standard.

Final target concentrations are recovery corrected by this method of quantification.

The recovery of the surrogate standard is calculated (by internal standard quantification against the recovery standard using an average RRF) and monitored as an indication of overall data quality.

$$\text{\% Surrogate recovery} = \left(\frac{\text{area of Surrogate}}{\text{area of Recovery Std}} \times \frac{\text{Weight of Rec. Std}}{\text{Weight of Surro.}}\right) x \left(\frac{100}{RRF}\right)$$

REPORTING CRITERIA

Sample specific detection limits (SDLs) are calculated by TargetLynx software using 3 times the signal of the noise in the target channel converted to an equivalent sample concentration:

$$SDL = \left(\frac{3 \text{ x Height of Noise}}{\text{Height of Surro}} \times \text{weight of Surro (ng)}\right) x \left(\frac{1}{RRF_x}\right) x \left(\frac{1}{\text{sample size (mL)}}\right)$$

SDLs values are used as a detection qualifier. Final concentrations may be reported as picograms per milliliter (pg/mL) or picograms per gram (pg/g). The units to be used for a given project have to be negotiated at the start of every project.

QUALITY ASSURANCE/QUALITY CONTROL

All samples are analyzed in batches with the following composition:

- Batch Size – Each batch consists of test samples and additional QC samples.
- Blanks – Blanks are analyzed with a minimum frequency of 5% of client samples (i.e. each batch of up to 20 client samples contains a procedural blank). A laboratory prepared pooled urine verified for use, e.g., reference urine SC6235 or synthetic urine, is used as the matrix for the laboratory blank. The laboratory blank is also spiked with the de-conjugation monitoring standard.
- Duplicates – Where sufficient sample is available a duplicate sample is normally analyzed with each analysis batch containing greater than six (6) test samples, or as required by contract.
- OPR (Ongoing Precision and Recovery) – OPRs are analyzed with a minimum frequency of 5% of client samples (i.e. each batch of up to 20 client samples contains an OPR.) An aliquot of native standard (typically 10 µL equivalent to 20 ng per analyte) is added to 4 mL of an approved reference urine matrix to prepare the spiked reference sample. The OPR is also spiked with the de-conjugation monitoring standard.
- A Matrix Spike/Matrix Spike Duplicate may be analyzed upon client request.
- Surrogate/Authentic/Recovery (SAR) solution – Standards for OH-PAHs degrade fairly rapidly. As a diagnostic tool of standards stability control SAR must be prepared with each analysis batch and evaluated.

The batch composition may vary according to batch or quality control requirements specified by a client. Each batch is carried through the complete analytical process as a unit. For sample data to be reportable the batch QC data must meet the acceptance criteria.

QC Specification Table: Procedural Blank Levels and OPR Recoveries

Analyte	Procedural Blank Level pg/sample [1]	Acceptable OPR (% Recovery) [2]
3-OH-Chrysene	100	70-130
3-OH-Benzo[a]pyrene	100	70-130
9-OH-Benzo[a]pyrene	100	60-140
3-OH-Benz[a]anthracene	100	70-130
7,8-Diol-benzo[a]pyrene, Cis *	100	N/A
7,8-Diol-benzo[a]pyrene, Trans *	100	N/A
De-conjugation monitoring standards		
1-OH-Naphthalene	100	50-150
1-OH-Pyrene	100	50-150
Surrogate standards		
$^{13}C_6$-3-OH-Chrysene	50-150	50-150
$^{13}C_6$-1-OH-Benz[a]anthracene	50-150	50-150
d_{11}-3-OH-Benzo[a]pyrene	20-120	20-120
$^{13}C_6$-1-OH-Naphthalene	20-120	20-120
$^{13}C_6$-1-OH-Pyrene	20-120	20-120
Derivatization monitoring standard		
$^{13}C_{12}$-4'-OH-3,3',4,5'-TetraCB	60-140	60-140
Recovery standard		
$^{13}C_{12}$-PCB-81	50-200	50-200

* Unstable analyte, included for general information only.

[1] Interim laboratory background level acceptance limit is 25 pg/mL for a 4 mL sample (i.e.,100 pg abs.)

[2] Method recovery acceptance limits are not fully developed; the values provided are interim acceptance criteria. Results outside of the values shown may be accepted based on professional judgement.

QC Specification Table: Other parameters

QC Parameter	Specification
Instrument Sensitivity	Daily, S:N ≥ 3:1 for all analytes in the lowest standard used for calibration.
Initial Calibration	Run initially, and as required to maintain calibration verification and instrument sensitivity. Average response factors are used for quantification. RSD must be less than 25% for the native compounds and less than 35% for the labelled compounds.
Continuing Calibration Verification	Run every 12 hrs, quantify against I-CAL. Calculated conc. must be 70-130% of actual. Surrogate recoveries must fall within the limits of the table above.
Instrumental Carryover	Every Initial Calibration, Cal/Ver, or OPR: < 0.3 % carryover into following toluene blank injection.
Duplicate Samples or MS/MSD	If conc. > 5 times R.L., RPD < 40% If conc. < 5 times R.L., difference between pairs < R.L.

ARCADIS U.S. Inc.

CORRELATION TABLE

PAH METABOLITES ANALYSIS

Lab Name: AXYS Analytical Services Ltd.	**Project Manager: Kirsten Anderson**
Project: N/A	**Contract No: 4765**
Project Name: 06262044.0000	**AXYS Method: MLA-905**
Data Package Identification: DPWG52269	**Program: Urine Samples**
Client Sample No.	**Lab Sample ID**
LAB BLANK	WG51889-101
OPR	WG51889-102
302 Day 14/15	L23368-6
401 Day 14/15	L23368-7
402 Day 14/15	L23368-8
501 Day 14/15	L23368-9
502 Day 14/15	L23368-10
601 Day 14/15	L23368-11
602 Day 14/15	L23368-12
701 Day 14/15	L23368-13
702 Day 14/15	L23368-14
801 Day 14/15	L23368-15
802 Day 14/15	L23368-16
901 Day 14/15	L23368-17
902 Day 14/15	L23368-18
1001 Day 14/15	L23368-19
1002 Day 14/15	L23368-20
1101 Day 14/15	L23368-21
1102 Day 14/15	L23368-22
1201 Day 14/15	L23368-23
1202 Day 14/15	L23368-24

4765

L23367

Sex	P	Animal	Group	Day	Date	# of Vials	Urine Volume (mL)
F	031705	101 -1	1	Day 7	18/05/2015	2	20.0
F	031705	102 -2	1	Day 7	18/05/2015	1	4.6
F	031705	201 -3	2	Day 7	18/05/2015	1	5.0
F	031705	202 -4	2	Day 7	18/05/2015	1	4.5
F	031705	301 -5	3	Day 7	18/05/2015	1	3.4
F	031705	302 -6	3	Day 7	18/05/2015	1	4.0
F	031705	401 -7	4	Day 7	18/05/2015	1	4.8
F	031705	402 -8	4	Day 7	18/05/2015	1	5.5
F	031705	501 -9	5	Day 7	18/05/2015	1	3.5
F	031705	502 -10	5	Day 7	18/05/2015	1	9.6
F	031705	601 -11	6	Day 7	18/05/2015	1	5.1
F	031705	602 -12	6	Day 7	18/05/2015	1	4.0
F	031705	701 -13	7	Day 7	18/05/2015	1	5.1
F	031705	702 -14	7	Day 7	18/05/2015	1	5.2
F	031705	801 -15	8	Day 7	18/05/2015	1	5.7
F	031705	802 -16	8	Day 7	18/05/2015	1	5.9
F	031705	901 -17	9	Day 7	18/05/2015	1	4.0
F	031705	902 -18	9	Day 7	18/05/2015	1	5.0
F	031705	1001 -19	10	Day 7	18/05/2015	1	5.4
F	031705	1002 -20	10	Day 7	18/05/2015	1	3.6
F	031705	1101 -21	11	Day 7	18/05/2015	1	4.5
F	031705	1102 -22	11	Day 7	18/05/2015	1	5.0
F	031705	1201 -23	12	Day 7	18/05/2015	1	6.0
F	031705	1202 -24	12	Day 7	18/05/2015	1	5.0
F	031705	101 -1	1	Day 8	19/05/2015	1	7.4
F	031705	102 -2	1	Day 8	19/05/2015	1	6.0
F	031705	201 -3	2	Day 8	19/05/2015	1	5.0
F	031705	202 -4	2	Day 8	19/05/2015	1	5.5
F	031705	301 -5	3	Day 8	19/05/2015	1	4.3
F	031705	302 -6	3	Day 8	19/05/2015	1	3.1
F	031705	401 -7	4	Day 8	19/05/2015	1	3.5
F	031705	402 -8	4	Day 8	19/05/2015	1	7.1
F	031705	501 -9	5	Day 8	19/05/2015	1	5.5
F	031705	502 -10	5	Day 8	19/05/2015	1	5.5
F	031705	601 -11	6	Day 8	19/05/2015	1	5.9
F	031705	602 -12	6	Day 8	19/05/2015	1	4.5
F	031705	701 -13	7	Day 8	19/05/2015	1	5.5
F	031705	702 -14	7	Day 8	19/05/2015	1	4.8
F	031705	801 -15	8	Day 8	19/05/2015	1	7.4
F	031705	802 -16	8	Day 8	19/05/2015	1	8.0
F	031705	901 -17	9	Day 8	19/05/2015	1	4.1
F	031705	902 -18	9	Day 8	19/05/2015	1	4.5
F	031705	1001 -19	10	Day 8	19/05/2015	1	6.3
F	031705	1002 -20	10	Day 8	19/05/2015	1	4.0
F	031705	1101 -21	11	Day 8	19/05/2015	1	5.3
F	031705	1102 -22	11	Day 8	19/05/2015	1	5.5
F	031705	1201 -23	12	Day 8	19/05/2015	1	5.0
F	031705	1202 -24	12	Day 8	19/05/2015	1	5.4
L23368 F	031705	101 -1	1	Day 14	25/05/2015	1	7.3
F	031705	102 -2	1	Day 14	25/05/2015	1	4.5

L23368

46M8W
4765

F	031705	201-3	2	Day 14	25/05/2015	1	1.8
F	031705	202-4	2	Day 14	25/05/2015	1	4.5
F	031705	301-5	3	Day 14	25/05/2015	1	5.8
F	031705	302-6	3	Day 14	25/05/2015	1	6.5
F	031705	401-7	4	Day 14	25/05/2015	1	3.9
F	031705	402-8	4	Day 14	25/05/2015	1	8.0
F	031705	501-9	5	Day 14	25/05/2015	1	4.3
F	031705	502-10	5	Day 14	25/05/2015	1	4.6
F	031705	601-11	6	Day 14	25/05/2015	1	5.5
F	031705	602-12	6	Day 14	25/05/2015	1	7.0
F	031705	701-13	7	Day 14	25/05/2015	1	5.4
F	031705	702-14	7	Day 14	25/05/2015	1	3.8
F	031705	801-15	8	Day 14	25/05/2015	1	7.0
F	031705	802-16	8	Day 14	25/05/2015	1	7.7
F	031705	901-17	9	Day 14	25/05/2015	1	4.5
F	031705	902-18	9	Day 14	25/05/2015	1	5.4
F	031705	1001-19	10	Day 14	25/05/2015	1	6.0
F	031705	1002-20	10	Day 14	25/05/2015	1	5.3
F	031705	1101-21	11	Day 14	25/05/2015	1	3.8
F	031705	1102-22	11	Day 14	25/05/2015	1	3.8
F	031705	1201-23	12	Day 14	25/05/2015	1	4.8
F	031705	1202-24	12	Day 14	25/05/2015	1	4.5
F	031705	101-1	1	Day 15	26/05/2015	1	6.4
F	031705	102-2	1	Day 15	26/05/2015	1	2.5
F	031705	201-3	2	Day 15	26/05/2015	1	2.5
F	031705	202-4	2	Day 15	26/05/2015	1	5.5
F	031705	301-5	3	Day 15	26/05/2015	1	3.8
F	031705	302-6	3	Day 15	26/05/2015	1	4.5
F	031705	401-7	4	Day 15	26/05/2015	1	5.0
F	031705	402-8	4	Day 15	26/05/2015	1	7.6
F	031705	501-9	5	Day 15	26/05/2015	1	2.8
F	031705	502-10	5	Day 15	26/05/2015	1	6.3
F	031705	601-11	6	Day 15	26/05/2015	1	8.0
F	031705	602-12	6	Day 15	26/05/2015	1	9.5
F	031705	701-13	7	Day 15	26/05/2015	1	4.4
F	031705	702-14	7	Day 15	26/05/2015	1	8.0
F	031705	801-15	8	Day 15	26/05/2015	1	5.8
F	031705	802-16	8	Day 15	26/05/2015	2	14.8
F	031705	901-17	9	Day 15	26/05/2015	1	4.5
F	031705	902-18	9	Day 15	26/05/2015	1	.4.8
F	031705	1001-19	10	Day 15	26/05/2015	2	19.4
F	031705	1002-20	10	Day 15	26/05/2015	1	5.0
F	031705	1101-21	11	Day 15	26/05/2015	1	6.0
F	031705	1102-22	11	Day 15	26/05/2015	1	5.5
F	031705	1201-23	12	Day 15	26/05/2015	1	7.0
F	031705	1202-24	12	Day 15	26/05/2015	1	10.0

4765

Client ID	AXYS ID	Collection Date
101 Day 2	L23414-1	13-MAY-15
102 Day 2	L23414-2	13-MAY-15
201 Day 2	L23414-3	13-MAY-15
202 Day 2	L23414-4	13-MAY-15
301 Day 2	L23414-5	13-MAY-15
302 Day 2	L23414-6	13-MAY-15
401 Day 2	L23414-7	13-MAY-15
402 Day 2	L23414-8	13-MAY-15
501 Day 2	L23414-9	13-MAY-15
502 Day 2	L23414-10	13-MAY-15
601 Day 2	L23414-11	13-MAY-15
602 Day 2	L23414-12	13-MAY-15
701 Day 2	L23414-13	13-MAY-15
702 Day 2	L23414-14	13-MAY-15
801 Day 2	L23414-15	13-MAY-15
802 Day 2	L23414-16	13-MAY-15
901 Day 2	L23414-17	13-MAY-15
902 Day 2	L23414-18	13-MAY-15
1001 Day 2	L23414-19	13-MAY-15
1002 Day 2	L23414-20	13-MAY-15
1101 Day 2	L23414-21	13-MAY-15
1102 Day 2	L23414-22	13-MAY-15
1201 Day 2	L23414-23	13-MAY-15
1202 Day 2	L23414-24	13-MAY-15
101 Day 3	L23415-1	14-MAY-15
102 Day 3	L23415-2	14-MAY-15
201 Day 3	L23415-3	14-MAY-15
202 Day 3	L23415-4	14-MAY-15
301 Day 3	L23415-5	14-MAY-15
302 Day 3	L23415-6	14-MAY-15
401 Day 3	L23415-7	14-MAY-15
402 Day 3	L23415-8	14-MAY-15
501 Day 3	L23415-9	14-MAY-15
502 Day 3	L23415-10	14-MAY-15
601 Day 3	L23415-11	14-MAY-15
602 Day 3	L23415-12	14-MAY-15
701 Day 3	L23415-13	14-MAY-15
702 Day 3	L23415-14	14-MAY-15
801 Day 3	L23415-15	14-MAY-15
802 Day 3	L23415-16	14-MAY-15
901 Day 3	L23415-17	14-MAY-15
902 Day 3	L23415-18	14-MAY-15
1001 Day 3	L23415-19	14-MAY-15
1002 Day 3	L23415-20	14-MAY-15

M. Wilman
29-MAY-15 10:00

4765

1101 Day 3	L23415-21	14-MAY-15
1102 Day 3	L23415-22	14-MAY-15
1201 Day 3	L23415-23	14-MAY-15
1202 Day 3	L23415-24	14-MAY-15
101 Day 4	L23416-1	15-MAY-15
102 Day 4	L23416-2	15-MAY-15
201 Day 4	L23416-3	15-MAY-15
202 Day 4	L23416-4	15-MAY-15
301 Day 4	L23416-5	15-MAY-15
302 Day 4	L23416-6	15-MAY-15
401 Day 4	L23416-7	15-MAY-15
402 Day 4	L23416-8	15-MAY-15
501 Day 4	L23416-9	15-MAY-15
502 Day 4	L23416-10	15-MAY-15
601 Day 4	L23416-11	15-MAY-15
602 Day 4	L23416-12	15-MAY-15
701 Day 4	L23416-13	15-MAY-15
702 Day 4	L23416-14	15-MAY-15
801 Day 4	L23416-15	15-MAY-15
802 Day 4	L23416-16	15-MAY-15
901 Day 4	L23416-17	15-MAY-15
902 Day 4	L23416-18	15-MAY-15
1001 Day 4	L23416-19	15-MAY-15
1002 Day 4	L23416-20	15-MAY-15
1101 Day 4	L23416-21	15-MAY-15
1102 Day 4	L23416-22	15-MAY-15
1201 Day 4	L23416-23	15-MAY-15
1202 Day 4	L23416-24	15-MAY-15
101 Day 5	L23417-1	16-MAY-15
102 Day 5	L23417-2	16-MAY-15
201 Day 5	L23417-3	16-MAY-15
202 Day 5	L23417-4	16-MAY-15
301 Day 5	L23417-5	16-MAY-15
302 Day 5	L23417-6	16-MAY-15
401 Day 5	L23417-7	16-MAY-15
402 Day 5	L23417-8	16-MAY-15
501 Day 5	L23417-9	16-MAY-15
502 Day 5	L23417-10	16-MAY-15
601 Day 5	L23417-11	16-MAY-15
602 Day 5	L23417-12	16-MAY-15
701 Day 5	L23417-13	16-MAY-15
702 Day 5	L23417-14	16-MAY-15
801 Day 5	L23417-15	16-MAY-15
802 Day 5	L23417-16	16-MAY-15
901 Day 5	L23417-17	16-MAY-15

M. Wilman
29-MAY-15 10:00

4765

902 Day 5	L23417-18	16-MAY-15
1001 Day 5	L23417-19	16-MAY-15
1002 Day 5	L23417-20	16-MAY-15
1101 Day 5	L23417-21	16-MAY-15
1102 Day 5	L23417-22	16-MAY-15
1201 Day 5	L23417-23	16-MAY-15
1202 Day 5	L23417-24	16-MAY-15
101 Day 6	L23418-1	17-MAY-15
102 Day 6	L23418-2	17-MAY-15
201 Day 6	L23418-3	17-MAY-15
202 Day 6	L23418-4	17-MAY-15
301 Day 6	L23418-5	17-MAY-15
302 Day 6	L23418-6	17-MAY-15
401 Day 6	L23418-7	17-MAY-15
402 Day 6	L23418-8	17-MAY-15
501 Day 6	L23418-9	17-MAY-15
502 Day 6	L23418-10	17-MAY-15
601 Day 6	L23418-11	17-MAY-15
602 Day 6	L23418-12	17-MAY-15
701 Day 6	L23418-13	17-MAY-15
702 Day 6	L23418-14	17-MAY-15
801 Day 6	L23418-15	17-MAY-15
802 Day 6	L23418-16	17-MAY-15
901 Day 6	L23418-17	17-MAY-15
902 Day 6	L23418-18	17-MAY-15
1001 Day 6	L23418-19	17-MAY-15
1002 Day 6	L23418-20	17-MAY-15
1101 Day 6	L23418-21	17-MAY-15
1102 Day 6	L23418-22	17-MAY-15
1201 Day 6	L23418-23	17-MAY-15
1202 Day 6	L23418-24	17-MAY-15
101 Day 9	L23419-1	20-MAY-15
102 Day 9	L23419-2	20-MAY-15
201 Day 9	L23419-3	20-MAY-15
202 Day 9	L23419-4	20-MAY-15
301 Day 9	L23419-5	20-MAY-15
302 Day 9	L23419-6	20-MAY-15
401 Day 6	L23419-7	20-MAY-15
402 Day 9	L23419-8	20-MAY-15
501 Day 9	L23419-9	20-MAY-15
502 Day 9	L23419-10	20-MAY-15
601 Day 9	L23419-11	20-MAY-15
602 Day 9	L23419-12	20-MAY-15
701 Day 9	L23419-13	20-MAY-15
702 Day 9	L23419-14	20-MAY-15

M. Wilman
29-MAY-15 10:00

4765

801 Day 9	L23419-15	20-MAY-15
802 Day 9	L23419-16	20-MAY-15
901 Day 9	L23419-17	20-MAY-15
902 Day 9	L23419-18	20-MAY-15
1001 Day 9	L23419-19	20-MAY-15
1002 Day 9	L23419-20	20-MAY-15
1101 Day 9	L23419-21	20-MAY-15
1102 Day 9	L23419-22	20-MAY-15
1201 Day 9	L23419-23	20-MAY-15
1202 Day 9	L23419-24	20-MAY-15
101 Day 10	L23420-1	21-MAY-15
102 Day 10	L23420-2	21-MAY-15
201 Day 10	L23420-3	21-MAY-15
202 Day 10	L23420-4	21-MAY-15
301 Day 10	L23420-5	21-MAY-15
302 Day 10	L23420-6	21-MAY-15
401 Day 10	L23420-7	21-MAY-15
402 Day 10	L23420-8	21-MAY-15
501 Day 10	L23420-9	21-MAY-15
502 Day 10	L23420-10	21-MAY-15
601 Day 10	L23420-11	21-MAY-15
602 Day 10	L23420-12	21-MAY-15
701 Day 10	L23420-13	21-MAY-15
702 Day 10	L23420-14	21-MAY-15
801 Day 10	L23420-15	21-MAY-15
802 Day 10	L23420-16	21-MAY-15
901 Day 10	L23420-17	21-MAY-15
902 Day 10	L23420-18	21-MAY-15
1001 Day 10	L23420-19	21-MAY-15
1002 Day 10	L23420-20	21-MAY-15
1101 Day 10	L23420-21	21-MAY-15
1102 Day 10	L23420-22	21-MAY-15
1201 Day 10	L23420-23	21-MAY-15
1202 Day 10	L23420-24	21-MAY-15
101 Day 11	L23421-1	22-MAY-15
102 Day 11	L23421-2	22-MAY-15
201 Day 11	L23421-3	22-MAY-15
202 Day 11	L23421-4	22-MAY-15
301 Day 11	L23421-5	22-MAY-15
302 Day 11	L23421-6	22-MAY-15
401 Day 11	L23421-7	22-MAY-15
402 Day 11	L23421-8	22-MAY-15
501 Day 11	L23421-9	22-MAY-15
502 Day 11	L23421-10	22-MAY-15
601 Day 11	L23421-11	22-MAY-15

M. Wilman
26-MAY-15 10:00

602 Day 11	L23421-12	22-MAY-15
701 Day 11	L23421-13	22-MAY-15
702 Day 11	L23421-14	22-MAY-15
801 Day 11	L23421-15	22-MAY-15
802 Day 11	L23421-16	22-MAY-15
901 Day 11	L23421-17	22-MAY-15
902 Day 11	L23421-18	22-MAY-15
1001 Day 11	L23421-19	22-MAY-15
1002 Day 11	L23421-20	22-MAY-15
1101 Day 11	L23421-21	22-MAY-15
1102 Day 11	L23421-22	22-MAY-15
1201 Day 11	L23421-23	22-MAY-15
1202 Day 11	L23421-24	22-MAY-15
101 Day 12	L23422-1	23-MAY-15
102 Day 12	L23422-2	23-MAY-15
201 Day 12	L23422-3	23-MAY-15
202 Day 12	L23422-4	23-MAY-15
301 Day 12	L23422-5	23-MAY-15
302 Day 12	L23422-6	23-MAY-15
401 Day 12	L23422-7	23-MAY-15
402 Day 12	L23422-8	23-MAY-15
501 Day 12	L23422-9	23-MAY-15
502 Day 12	L23422-10	23-MAY-15
601 Day 12	L23422-11	23-MAY-15
602 Day 12	L23422-12	23-MAY-15
701 Day 12	L23422-13	23-MAY-15
702 Day 12	L23422-14	23-MAY-15
801 Day 12	L23422-15	23-MAY-15
802 Day 12	L23422-16	23-MAY-15
901 Day 12	L23422-17	23-MAY-15
902 Day 12	L23422-18	23-MAY-15
1001 Day 12	L23422-19	23-MAY-15
1002 Day 12	L23422-20	23-MAY-15
1101 Day 12	L23422-21	23-MAY-15
1102 Day 12	L23422-22	23-MAY-15
1201 Day 12	L23422-23	23-MAY-15
1202 Day 12	L23422-24	23-MAY-15
101 Day 13	L23423-1	24-MAY-15
102 Day 13	L23423-2	24-MAY-15
201 Day 13	L23423-3	24-MAY-15
202 Day 13	L23423-4	24-MAY-15
301 Day 13	L23423-5	24-MAY-15
302 Day 13	L23423-6	24-MAY-15
401 Day 13	L23423-7	24-MAY-15
402 Day 13	L23423-8	24-MAY-15

4765

M. Wilman
29-MAY-15 10:00

501 Day 13	L23423-9	24-MAY-15
502 Day 13	L23423-10	24-MAY-15
601 Day 13	L23423-11	24-MAY-15
602 Day 13	L23423-12	24-MAY-15
701 Day 13	L23423-13	24-MAY-15
702 Day 13	L23423-14	24-MAY-15
801 Day 13	L23423-15	24-MAY-15
802 Day 13	L23423-16	24-MAY-15
901 Day 13	L23423-17	24-MAY-15
902 Day 13	L23423-18	24-MAY-15
1001 Day 13	L23423-19	24-MAY-15
1002 Day 13	L23423-20	24-MAY-15
1101 Day 13	L23423-21	24-MAY-15
1102 Day 13	L23423-22	24-MAY-15
1201 Day 13	L23423-23	24-MAY-15
1202 Day 13	L23423-24	24-MAY-15

M. Wilman
29-MAY-15 10:00

Sex	P	Animal	Group	Day	Date	# of Vials	Urine Volume (mL)
F	031705	101	1	Day 2	13/05/2015	1	4.5
F	031705	102	1	Day 2	13/05/2015	1	11.5
F	031705	201	2	Day 2	13/05/2015	1	3.5
F	031705	202	2	Day 2	13/05/2015	1	9.5
F	031705	301	3	Day 2	13/05/2015	1	3.5
F	031705	302	3	Day 2	13/05/2015	1	3.5
F	031705	401	4	Day 2	13/05/2015	1	2.6
F	031705	402	4	Day 2	13/05/2015	1	4.4
F	031705	501	5	Day 2	13/05/2015	1	4.1
F	031705	502	5	Day 2	13/05/2015	1	4.5
F	031705	601	6	Day 2	13/05/2015	1	4.4
F	031705	602	6	Day 2	13/05/2015	1	3.1
F	031705	701	7	Day 2	13/05/2015	1	3.7
F	031705	702	7	Day 2	13/05/2015	1	3.2
F	031705	801	8	Day 2	13/05/2015	1	8.2
F	031705	802	8	Day 2	13/05/2015	1	6.0
F	031705	901	9	Day 2	13/05/2015	1	3.8
F	031705	902	9	Day 2	13/05/2015	1	3.5
F	031705	1001	10	Day 2	13/05/2015	2	20.0
F	031705	1002	10	Day 2	13/05/2015	1	10.5
F	031705	1101	11	Day 2	13/05/2015	1	7.0
F	031705	1102	11	Day 2	13/05/2015	1	2.0
F	031705	1201	12	Day 2	13/05/2015	1	5.2
F	031705	1202	12	Day 2	13/05/2015	1	4.5
F	031705	101	1	Day 3	14/05/2015	1	6.5
F	031705	102	1	Day 3	14/05/2015	1	30.0
F	031705	201	2	Day 3	14/05/2015	1	5.0
F	031705	202	2	Day 3	14/05/2015	1	5.8
F	031705	301	3	Day 3	14/05/2015	1	2.2
F	031705	302	3	Day 3	14/05/2015	1	4.4
F	031705	401	4	Day 3	14/05/2015	1	4.0
F	031705	402	4	Day 3	14/05/2015	1	8.4
F	031705	501	5	Day 3	14/05/2015	1	5.5
F	031705	502	5	Day 3	14/05/2015	1	13.2
F	031705	601	6	Day 3	14/05/2015	1	5.0
F	031705	602	6	Day 3	14/05/2015	1	6.6
F	031705	701	7	Day 3	14/05/2015	1	5.0
F	031705	702	7	Day 3	14/05/2015	1	7.0
F	031705	801	8	Day 3	14/05/2015	1	14.0
F	031705	802	8	Day 3	14/05/2015	1	26.0
F	031705	901	9	Day 3	14/05/2015	1	4.0
F	031705	902	9	Day 3	14/05/2015	1	3.8
F	031705	1001	10	Day 3	14/05/2015	1	34.0
F	031705	1002	10	Day 3	14/05/2015	1	11.5
F	031705	1101	11	Day 3	14/05/2015	1	4.6
F	031705	1102	11	Day 3	14/05/2015	1	4.6
F	031705	1201	12	Day 3	14/05/2015	1	4.6
F	031705	1202	12	Day 3	14/05/2015	1	27.5

F	031705	101	1	Day 4	15/05/2015	1	10.8
F	031705	102	1	Day 4	15/05/2015	1	11.5
F	031705	201	2	Day 4	15/05/2015	1	3.6
F	031705	202	2	Day 4	15/05/2015	2	17.0
F	031705	301	3	Day 4	15/05/2015	1	4.5
F	031705	302	3	Day 4	15/05/2015	1	5.5
F	031705	401	4	Day 4	15/05/2015	1	4.9
F	031705	402	4	Day 4	15/05/2015	1	9.4
F	031705	501	5	Day 4	15/05/2015	1	9.0
F	031705	502	5	Day 4	15/05/2015	1	5.5
F	031705	601	6	Day 4	15/05/2015	1	4.4
F	031705	602	6	Day 4	15/05/2015	1	7.6
F	031705	701	7	Day 4	15/05/2015	1	6.5
F	031705	702	7	Day 4	15/05/2015	1	9.0
F	031705	801	8	Day 4	15/05/2015	1	10.6
F	031705	802	8	Day 4	15/05/2015	1	5.9
F	031705	901	9	Day 4	15/05/2015	1	3.5
F	031705	902	9	Day 4	15/05/2015	1	3.2
F	031705	1001	10	Day 4	15/05/2015	2	23.9
F	031705	1002	10	Day 4	15/05/2015	1	7.5
F	031705	1101	11	Day 4	15/05/2015	1	5.0
F	031705	1102	11	Day 4	15/05/2015	1	4.9
F	031705	1201	12	Day 4	15/05/2015	1	8.4
F	031705	1202	12	Day 4	15/05/2015	1	5.8
F	031705	101	1	Day 5	16/05/2015	2	19.0
F	031705	102	1	Day 5	16/05/2015	3	39.5
F	031705	201	2	Day 5	16/05/2015	1	2.0
F	031705	202	2	Day 5	16/05/2015	3	38.1
F	031705	301	3	Day 5	16/05/2015	1	15.0
F	031705	302	3	Day 5	16/05/2015	1	6.9
F	031705	401	4	Day 5	16/05/2015	1	12.8
F	031705	402	4	Day 5	16/05/2015	1	14.3
F	031705	501	5	Day 5	16/05/2015	1	9.0
F	031705	502	5	Day 5	16/05/2015	1	9.4
F	031705	601	6	Day 5	16/05/2015	1	7.5
F	031705	602	6	Day 5	16/05/2015	1	8.1
F	031705	701	7	Day 5	16/05/2015	1	10.4
F	031705	702	7	Day 5	16/05/2015	1	8.8
F	031705	801	8	Day 5	16/05/2015	2	16.5
F	031705	802	8	Day 5	16/05/2015	2	23.0
F	031705	901	9	Day 5	16/05/2015	1	8.4
F	031705	902	9	Day 5	16/05/2015	1	3.9
F	031705	1001	10	Day 5	16/05/2015	3	43.8
F	031705	1002	10	Day 5	16/05/2015	2	20.0
F	031705	1101	11	Day 5	16/05/2015	1	7.4
F	031705	1102	11	Day 5	16/05/2015	1	5.3
F	031705	1201	12	Day 5	16/05/2015	1	7.5
F	031705	1202	12	Day 5	16/05/2015	1	15.0
F	031705	101	1	Day 6	17/05/2015	1	5.5
F	031705	102	1	Day 6	17/05/2015	1	3.7
F	031705	201	2	Day 6	17/05/2015	1	4.0

F	031705	202	2	Day 6	17/05/2015	1	4.2
F	031705	301	3	Day 6	17/05/2015	1	4.8
F	031705	302	3	Day 6	17/05/2015	1	3.5
F	031705	401	4	Day 6	17/05/2015	1	3.1
F	031705	402	4	Day 6	17/05/2015	1	4.0
F	031705	501	5	Day 6	17/05/2015	1	4.4
F	031705	502	5	Day 6	17/05/2015	1	4.7
F	031705	601	6	Day 6	17/05/2015	1	3.5
F	031705	602	6	Day 6	17/05/2015	1	4.1
F	031705	701	7	Day 6	17/05/2015	1	4.9
F	031705	702	7	Day 6	17/05/2015	1	4.0
F	031705	801	8	Day 6	17/05/2015	1	5.2
F	031705	802	8	Day 6	17/05/2015	1	3.9
F	031705	901	9	Day 6	17/05/2015	1	2.8
F	031705	902	9	Day 6	17/05/2015	1	3.9
F	031705	1001	10	Day 6	17/05/2015	1	4.1
F	031705	1002	10	Day 6	17/05/2015	1	2.5
F	031705	1101	11	Day 6	17/05/2015	1	3.9
F	031705	1102	11	Day 6	17/05/2015	1	4.0
F	031705	1201	12	Day 6	17/05/2015	1	4.0
F	031705	1202	12	Day 6	17/05/2015	1	4.5
F	031705	101	1	Day 9	20/05/2015	1	14.6
F	031705	102	1	Day 9	20/05/2015	1	14.4
F	031705	201	2	Day 9	20/05/2015	1	5.2
F	031705	202	2	Day 9	20/05/2015	1	14.5
F	031705	301	3	Day 9	20/05/2015	1	11.3
F	031705	302	3	Day 9	20/05/2015	1	6.9
F	031705	401	4	Day 9	20/05/2015	1	4.4
F	031705	402	4	Day 9	20/05/2015	1	10.8
F	031705	501	5	Day 9	20/05/2015	1	4.6
F	031705	502	5	Day 9	20/05/2015	1	9.0
F	031705	601	6	Day 9	20/05/2015	1	4.5
F	031705	602	6	Day 9	20/05/2015	1	12.9
F	031705	701	7	Day 9	20/05/2015	1	12.8
F	031705	702	7	Day 9	20/05/2015	1	6.9
F	031705	801	8	Day 9	20/05/2015	1	8.0
F	031705	802	8	Day 9	20/05/2015	1	1.0
F	031705	901	9	Day 9	20/05/2015	1	8.5
F	031705	902	9	Day 9	20/05/2015	1	6.4
F	031705	1001	10	Day 9	20/05/2015	3	42.2
F	031705	1002	10	Day 9	20/05/2015	1	9.0
F	031705	1101	11	Day 9	20/05/2015	1	6.0
F	031705	1102	11	Day 9	20/05/2015	1	6.0
F	031705	1201	12	Day 9	20/05/2015	1	8.2
F	031705	1202	12	Day 9	20/05/2015	1	11.9
F	031705	101	1	Day 10	21/05/2015	1	9.4
F	031705	102	1	Day 10	21/05/2015	1	9.0
F	031705	201	2	Day 10	21/05/2015	1	8.7
F	031705	202	2	Day 10	21/05/2015	1	3.8
F	031705	301	3	Day 10	21/05/2015	1	15.0
F	031705	302	3	Day 10	21/05/2015	1	8.6

F	031705	401	4	Day 10	21/05/2015	1	3.6
F	031705	402	4	Day 10	21/05/2015	1	12.5
F	031705	501	5	Day 10	21/05/2015	1	8.9
F	031705	502	5	Day 10	21/05/2015	1	11.8
F	031705	601	6	Day 10	21/05/2015	1	7.4
F	031705	602	6	Day 10	21/05/2015	1	10.8
F	031705	701	7	Day 10	21/05/2015	1	10.4
F	031705	702	7	Day 10	21/05/2015	1	10.5
F	031705	801	8	Day 10	21/05/2015	1	6.0
F	031705	802	8	Day 10	21/05/2015	2	20.0
F	031705	901	9	Day 10	21/05/2015	1	8.1
F	031705	902	9	Day 10	21/05/2015	1	6.9
F	031705	1001	10	Day 10	21/05/2015	2	29.5
F	031705	1002	10	Day 10	21/05/2015	2	20.8
F	031705	1101	11	Day 10	21/05/2015	1	3.5
F	031705	1102	11	Day 10	21/05/2015	1	5.4
F	031705	1201	12	Day 10	21/05/2015	1	7.9
F	031705	1202	12	Day 10	21/05/2015	1	15.0
F	031705	101	1	Day 11	22/05/2015	1	5.5
F	031705	102	1	Day 11	22/05/2015	1	3.5
F	031705	201	2	Day 11	22/05/2015	1	4.0
F	031705	202	2	Day 11	22/05/2015	2	14.5
F	031705	301	3	Day 11	22/05/2015	1	8.5
F	031705	302	3	Day 11	22/05/2015	1	3.0
F	031705	401	4	Day 11	22/05/2015	1	4.0
F	031705	402	4	Day 11	22/05/2015	1	5.9
F	031705	501	5	Day 11	22/05/2015	1	3.6
F	031705	502	5	Day 11	22/05/2015	1	6.0
F	031705	601	6	Day 11	22/05/2015	1	5.1
F	031705	602	6	Day 11	22/05/2015	1	5.0
F	031705	701	7	Day 11	22/05/2015	1	4.6
F	031705	702	7	Day 11	22/05/2015	1	5.1
F	031705	801	8	Day 11	22/05/2015	1	4.9
F	031705	802	8	Day 11	22/05/2015	1	6.3
F	031705	901	9	Day 11	22/05/2015	1	3.9
F	031705	902	9	Day 11	22/05/2015	1	4.5
F	031705	1001	10	Day 11	22/05/2015	1	4.2
F	031705	1002	10	Day 11	22/05/2015	1	1.0
F	031705	1101	11	Day 11	22/05/2015	1	3.5
F	031705	1102	11	Day 11	22/05/2015	1	4.3
F	031705	1201	12	Day 11	22/05/2015	1	5.9
F	031705	1202	12	Day 11	22/05/2015	1	4.8
F	031705	101	1	Day 12	23/05/2015	1	5.5
F	031705	102	1	Day 12	23/05/2015	1	5.4
F	031705	201	2	Day 12	23/05/2015	1	5.8
F	031705	202	2	Day 12	23/05/2015	1	6.0
F	031705	301	3	Day 12	23/05/2015	1	5.0
F	031705	302	3	Day 12	23/05/2015	1	2.5
F	031705	401	4	Day 12	23/05/2015	1	3.2
F	031705	402	4	Day 12	23/05/2015	1	7.0
F	031705	501	5	Day 12	23/05/2015	1	2.3

F	031705	502	5	Day 12	23/05/2015	1	6.4
F	031705	601	6	Day 12	23/05/2015	1	7.0
F	031705	602	6	Day 12	23/05/2015	1	6.0
F	031705	701	7	Day 12	23/05/2015	1	6.0
F	031705	702	7	Day 12	23/05/2015	1	5.6
F	031705	801	8	Day 12	23/05/2015	1	8.3
F	031705	802	8	Day 12	23/05/2015	1	7.4
F	031705	901	9	Day 12	23/05/2015	1	3.9
F	031705	902	9	Day 12	23/05/2015	1	5.2
F	031705	1001	10	Day 12	23/05/2015	1	6.0
F	031705	1002	10	Day 12	23/05/2015	1	4.9
F	031705	1101	11	Day 12	23/05/2015	1	3.5
F	031705	1102	11	Day 12	23/05/2015	1	4.0
F	031705	1201	12	Day 12	23/05/2015	1	6.5
F	031705	1202	12	Day 12	23/05/2015	1	5.5
F	031705	101	1	Day 13	24/05/2015	1	4.8
F	031705	102	1	Day 13	24/05/2015	1	4.5
F	031705	201	2	Day 13	24/05/2015	1	4.0
F	031705	202	2	Day 13	24/05/2015	1	4.9
F	031705	301	3	Day 13	24/05/2015	1	3.7
F	031705	302	3	Day 13	24/05/2015	1	5.2
F	031705	401	4	Day 13	24/05/2015	1	4.5
F	031705	402	4	Day 13	24/05/2015	1	6.0
F	031705	501	5	Day 13	24/05/2015	1	3.0
F	031705	502	5	Day 13	24/05/2015	1	5.7
F	031705	601	6	Day 13	24/05/2015	1	4.8
F	031705	602	6	Day 13	24/05/2015	1	5.5
F	031705	701	7	Day 13	24/05/2015	1	4.5
F	031705	702	7	Day 13	24/05/2015	1	5.9
F	031705	801	8	Day 13	24/05/2015	1	7.5
F	031705	802	8	Day 13	24/05/2015	1	8.5
F	031705	901	9	Day 13	24/05/2015	1	3.5
F	031705	902	9	Day 13	24/05/2015	1	5.4
F	031705	1001	10	Day 13	24/05/2015	1	4.6
F	031705	1002	10	Day 13	24/05/2015	1	4.0
F	031705	1101	11	Day 13	24/05/2015	1	5.0
F	031705	1102	11	Day 13	24/05/2015	1	3.0
F	031705	1201	12	Day 13	24/05/2015	1	6.6
F	031705	1202	12	Day 13	24/05/2015	1	4.0

www.axysanalytical.com

ACE
A DIVISION OF ALL-CAN EXPRESS LTD.

WARNING: THIS SHIPMENT IS NOT COVERED BY LIABILITY INSURANCE FOR DELAYED DELIVERY, LOSS OF MARKET, OR PENALTY EXPENSE DUE TO LATE RECEIPT.

① DATE May 26

FORWARDING BILL OF LADING # A1518322

CONSIGNEE'S COPY

SHIPPER - SEE REVERSE SIDE FOR TERMS & CONDITIONS

② SHIPPER

④ PREPAID

CONSIGNEE #

⑤ COLLECT

③ Ricerca Biosciences
7528 Auburn Rd
Concord, OH 44077

POSTAL CODE

⑥ AXYS Analytical Services Ltd
2045 Mills Rd West
Sidney, BC V8L 5X2

POSTAL CODE

⑦ SHIPPER'S SIGNATURE

⑧ TIME

CONSIGNEE'S SIGNATURE

DATE

TIME

PLEASE PRINT NAME Megan Wilman

DELIVERY CHARGE

PIECES | DESCRIPTION / CONTENTS | WEIGHT

⑨ | ⑩ Box | ⑪

C.O.D. AMOUNT

⑫ SERVICE INSTRUCTIONS/DESCRIPTION Job # 9135

CONNECTING CARRIER OR C.O.D. FEE

⑬ CITY MESSENGER
- ☐ REGULAR (OVERNITE) (T/C)
- ☐ EXPEDITE (S.D.S.)
- ☐ RUSH
- ☐ DIRECT (HOT SHOT)

⑭ COURIER - INTER CITY

GROUND	AIR
☐ REGULAR	☐ REGULAR
☐ EXPEDITE (S.D.S.)	☐ EXPEDITE (S.D.S.)
☐ DIRECT (HOT SHOT)	☐ NEXT FLIGHT OUT

⑮ VALUE OF SHIPMENT

P/U DRIVER DETAIL

DRIVER | DATE

NUMBER | TIME

⑯ EXTRA INSURANCE
- ☐ YES
- ☐ NO

F.S.C.

H.S.T.

G.S.T.

D/O DRIVER DETAIL

TOTAL

*RECEIVED: THE PROPERTY LISTED ABOVE (WHICH LIST IS A PART HEREOF) IN APPARENT GOOD ORDER, EXCEPT AS NOTED.

* Extra Insurance 3% of declared value.

World Courier®

AmerisourceBergen

World Courier Inc.
1313 Fourth Avenue
New Hyde Park, NY 11040-5541
1-800-223-4461
Fax 516-354-2644 / 516-354-2637
www.worldcourier.com

NON - NEGOTIABLE WAYBILL

4765 100603046

100603046

ACCOUNT #:	BILLING REFERENCE:	REC'D BY WC (NAME):	P/U TIME:	P/U DATE:
15305	JOB# 9135 / MSO# 31248	N. I. Bowers	13:06	05-26-2015

FROM (SHIPPER)

RICERCA BIOSCIENCES, LLC
7528 AUBURN ROAD
CONCORD, OH 44077
USA

TO (CONSIGNEE)

MILLION WOODNEH
AXYS ANALYTICAL SERVICES, LTD
2045 MILLS ROAD, WEST
SIDNEY, BC
CANADA, V8L 5X2
TEL: 205-655-5837

SHIPMENT INFORMATION

FULL DESCRIPTION OF CONTENTS:
336 TUBES (6mL/TUBE) = 2016 mL TOTAL VOLUME
MOUSE URINE
NON-INFECTIOUS, NON-HAZARDOUS

SPECIAL HANDLING:
SHIP ON DRY ICE

NO. OF PCS.	WEIGHT	DIMENSIONS	DOES THIS SHIPMENT CONTAIN DANGEROUS GOODS?
1	94 ☐ KGS ☒ LBS	24 x 18 x 18 ☐ CM ☒ IN	☐ NO ☐ YES (Per attached shipper's declaration) ☒ YES (Shipper's declaration not required)

COUNTRY OF ORIGIN:	DECLARED VALUE FOR CUSTOMS:	DECLARED VALUE FOR CARRIAGE:	CHECK IF SURCHARGE ELECTED: ☐
USA	5	—	

PLEASE SEE REVERSE SIDE FOR SUMMARY CONDITIONS OF CARRIAGE. By tendering this shipment to World Courier, shipper agrees to the Conditions described therein. **WORLD COURIER'S LIABILITY IS LIMITED.** Liability for loss, damage, or delay of this shipment is limited to the greater of 19 Special Drawing Rights per kilogram of this shipment or US$150. This shipment may also be subject to the liability limitations established by the Montreal Convention and other international conventions. Liability may be increased if shipper states in this waybill a declared value for carriage higher than the liability limitations that would otherwise apply and pays the surcharge quoted by World Courier. Under no circumstances shall World Courier be liable for special, punitive, consequential, indirect, or incidental damages or losses. AS PER TSA REGULATIONS SHIPPER AGREES TO THE INSPECTION OF THIS SHIPMENT. PLEASE SEE REVERSE SIDE FOR CONDITIONS OF CARRIAGE.

WARNING: These commodities, technology or software were exported from the United States in accordance with the Export Administration Regulations. Diversion contrary to U.S. Law prohibited.

PRINT NAME OF SHIPPER OR SHIPPER'S AGENT:	DATE:	PRINT NAME OF CONSIGNEE OR CONSIGNEE'S AGENT:	DATE:
WILLIAM CONTENZA	5-26-2015	M. WILMAN	
SIGNATURE OF SHIPPER OR SHIPPER'S AGENT:	**TIME:**	**SIGNATURE OF CONSIGNEE OR CONSIGNEE'S AGENT:**	**TIME:**
William Contenza	1306	X M. Wilman	

COPY 5 DESTINATION-OFFICE COPY COPY 5 WCH 2013 USA

AXYS Analytical Services Ltd
SAMPLE RECEIVING RECORD

Waybill : Yes /No — Waybill #: 100603046
Date Shipped: 26-MAY-15 — Date /Time Received: 29-MAY-15 10:00
AXYS Client & Contract # 4765-ARCADIS - FOSTER AFB
Project Number: — Receipt No: WB18389
Login Number:

Received By: IHARDER — Log in by: I. HARDER — Signature:
Axys Sample ID's: L23367-1 to 24, L23368-1 to 24 L23414-1 to 24 L23415-1 to 24
Matrix Type: Serums L23416-1 to 24 L23417-1 to 24 L23418-1 to 24 L23419-1 to 24
Condition of Shipping Container: Intact L23420-1 to 24 L23421-1 to 24 L23422-1 to 23
Temperature upon Receipt: -50 Celcius — Shipped on dry ice, lots left — Thermometer ID: 3437
L23422-1 to 24 Corrected Temperature: -49.7 Celcius

Custody Seals: Shipping Containers Yes /No — Intact Yes /No — Seal Numbers Yes /No
Samples Yes /No — Intact Yes /No — Seal Numbers Yes /No

Chain of Custody or Documents:	Yes /No	Tracking Report /Packing List:	Yes /No
Sample ID's	Yes /No	Sample Tag Numbers	Yes /No
Collection Location	Yes /No	Sample Type	Yes /No
Date & Time Collection	Yes /No	Preservative Added	Yes /No
Collector's Name	Yes /No	Preservation Requested	Yes /No

Sample Tags	Yes /No		
Sample Labels	Yes /No		
Sample Labels Cross Referenced to COC	Yes /No	Information Agrees	Yes /No
Sample Tags Cross Referenced to Sample Labels	Yes /No	Information Agrees	Yes /No
Sample Tags Cross Referenced to COC	Yes /No	Information Agrees	Yes /No

Comments:
Sample IDs logged in as per PM's instructions

Action Taken:

AXYS

AXYS Analytical Services Ltd.

Login Chain of Custody Report (In01)

Jul. 07, 2015
04:03 PM

Login Number: L23367
Account: 4765 ARCADIS - FOSTER AFB
Project: 06262044.0000

Axys ID versus Client Sample Identification		Received	Due	PR
L23367-1		29-MAY-15		
	Storage: -80, Freezer P			
101 Day 7/8				
18-MAY-15 00:00	Project #: 06262044.0000			
	Description: 19-MAY-15			
Comments: Day 7/8 Volume (mL): 20.0/ 7.4				
Urine	COMPOSITE	:		USD
Urine	MP905	:		USD
EDataDeliv	OH-PAH EDD	:		USD
Data Package	OH-PAH PKG	:		USD
ANY	SAMPLE RECEIPT	3	: 15 mL vial plastic	USD
L23367-2		29-MAY-15		
	Storage: -80, Freezer P			
102 Day 7/8				
18-MAY-15 00:00	Project #: 06262044.0000			
	Description: 19-MAY-15			
Comments: Day 7/8 Volume (mL): 4.6/ 6.0				
Urine	COMPOSITE	:		USD
Urine	MP905	:		USD
EDataDeliv	OH-PAH EDD	:		USD
Data Package	OH-PAH PKG	:		USD
ANY	SAMPLE RECEIPT	2	: 15 mL vial plastic	USD
L23367-3		29-MAY-15		
	Storage: -80, Freezer P			
201 Day 7/8				
18-MAY-15 00:00	Project #: 06262044.0000			
	Description: 19-MAY-15			
Comments: Day 7/8 Volume (mL): 5.0/ 5.0				
Urine	COMPOSITE	:		USD
Urine	MP905	:		USD
EDataDeliv	OH-PAH EDD	:		USD
Data Package	OH-PAH PKG	:		USD
ANY	SAMPLE RECEIPT	2	: 15 mL vial plastic	USD
L23367-4		29-MAY-15		
	Storage: -80, Freezer P			
202 Day 7/8				
18-MAY-15 00:00	Project #: 06262044.0000			
	Description: 19-MAY-15			
Comments: Day 7/8 Volume (mL): 4.5/ 5.5				
Urine	COMPOSITE	:		USD
Urine	MP905	:		USD
EDataDeliv	OH-PAH EDD	:		USD
Data Package	OH-PAH PKG	:		USD
ANY	SAMPLE RECEIPT	2	: 15 mL vial plastic	USD

AXYS

AXYS Analytical Services Ltd.

Login Chain of Custody Report (In01)

Jul. 07, 2015
04:03 PM

Login Number: L23367
Account: 4765 ARCADIS - FOSTER AFB
Project: 06262044.0000

Axys ID versus Client Sample Identification		Received	Due	PR
L23367-5		29-MAY-15		
	Storage: -80, Freezer P			
301 Day 7/8				
18-MAY-15 00:00	Project #: 06262044.0000			
	Description: 19-MAY-15			
Comments: Day 7/8 Volume (mL): 3.4/ 4.3				
Urine	COMPOSITE	:		USD
Urine	MP905	:		USD
EDataDeliv	OH-PAH EDD	:		USD
Data Package	OH-PAH PKG	:		USD
ANY	SAMPLE RECEIPT	2	: 15 mL vial plastic	USD
L23367-6		29-MAY-15		
	Storage: -80, Freezer P			
302 Day 7/8				
18-MAY-15 00:00	Project #: 06262044.0000			
	Description: 19-MAY-15			
Comments: Day 7/8 Volume (mL): 4.0/ 3.1				
Urine	COMPOSITE	:		USD
Urine	MP905	:		USD
EDataDeliv	OH-PAH EDD	:		USD
Data Package	OH-PAH PKG	:		USD
ANY	SAMPLE RECEIPT	2	: 15 mL vial plastic	USD
L23367-7		29-MAY-15		
	Storage: -80, Freezer P			
401 Day 7/8				
18-MAY-15 00:00	Project #: 06262044.0000			
	Description: 19-MAY-15			
Comments: Day 7/8 Volume (mL): 4.8/ 3.5				
Urine	COMPOSITE	:		USD
Urine	MP905	:		USD
EDataDeliv	OH-PAH EDD	:		USD
Data Package	OH-PAH PKG	:		USD
ANY	SAMPLE RECEIPT	2	: 15 mL vial plastic	USD
L23367-8		29-MAY-15		
	Storage: -80, Freezer P			
402 Day 7/8				
18-MAY-15 00:00	Project #: 06262044.0000			
	Description: 19-MAY-15			
Comments: Day 7/8 Volume (mL): 5.5/ 7.1				
Urine	COMPOSITE	:		USD
Urine	MP905	:		USD
EDataDeliv	OH-PAH EDD	:		USD
Data Package	OH-PAH PKG	:		USD
ANY	SAMPLE RECEIPT	2	: 15 mL vial plastic	USD

AXYS

AXYS Analytical Services Ltd.

Login Chain of Custody Report (In01)

Jul. 07, 2015
04:03 PM

Login Number: L23367
Account: 4765 ARCADIS - FOSTER AFB
Project: 06262044.0000

Axys ID versus Client Sample Identification		Received	Due	PR
L23367-9		29-MAY-15		
	Storage: -80, Freezer P			
501 Day 7/8				
18-MAY-15 00:00	Project #: 06262044.0000			
	Description: 19-MAY-15			
Comments: Day 7/8 Volume (mL): 3.5/ 5.5				
Urine	COMPOSITE	:		USD
Urine	MP905	:		USD
EDataDeliv	OH-PAH EDD	:		USD
Data Package	OH-PAH PKG	:		USD
ANY	SAMPLE RECEIPT	2	: 15 mL vial plastic	USD
L23367-10		29-MAY-15		
	Storage: -80, Freezer P			
502 Day 7/8				
18-MAY-15 00:00	Project #: 06262044.0000			
	Description: 19-MAY-15			
Comments: Day 7/8 Volume (mL): 9.6/ 5.5				
Urine	COMPOSITE	:		USD
Urine	MP905	:		USD
EDataDeliv	OH-PAH EDD	:		USD
Data Package	OH-PAH PKG	:		USD
ANY	SAMPLE RECEIPT	2	: 15 mL vial plastic	USD
L23367-11		29-MAY-15		
	Storage: -80, Freezer P			
601 Day 7/8				
18-MAY-15 00:00	Project #: 06262044.0000			
	Description: 19-MAY-15			
Comments: Day 7/8 Volume (mL): 5.1/ 5.9				
Urine	COMPOSITE	:		USD
Urine	MP905	:		USD
EDataDeliv	OH-PAH EDD	:		USD
Data Package	OH-PAH PKG	:		USD
ANY	SAMPLE RECEIPT	2	: 15 mL vial plastic	USD
L23367-12		29-MAY-15		
	Storage: -80, Freezer P			
602 Day 7/8				
18-MAY-15 00:00	Project #: 06262044.0000			
	Description: 19-MAY-15			
Comments: Day 7/8 Volume (mL): 4.0/ 4.5				
Urine	COMPOSITE	:		USD
Urine	MP905	:		USD
EDataDeliv	OH-PAH EDD	:		USD
Data Package	OH-PAH PKG	:		USD
ANY	SAMPLE RECEIPT	2	: 15 mL vial plastic	USD

AXYS

AXYS Analytical Services Ltd.

Login Chain of Custody Report (ln01)

Jul. 07, 2015
04:03 PM

Login Number: L23367
Account: 4765 ARCADIS - FOSTER AFB
Project: 06262044.0000

Axys ID versus Client Sample Identification		Received	Due	PR
L23367-13		29-MAY-15		
	Storage: -80, Freezer P			
701 Day 7/8				
18-MAY-15 00:00	Project #: 06262044.0000			
	Description: 19-MAY-15			
Comments: Day 7/8 Volume (mL): 5.1/ 5.5				
Urine	COMPOSITE	:		USD
Urine	MP905	:		USD
EDataDeliv	OH-PAH EDD	:		USD
Data Package	OH-PAH PKG	:		USD
ANY	SAMPLE RECEIPT	2	: 15 mL vial plastic	USD
L23367-14		29-MAY-15		
	Storage: -80, Freezer P			
702 Day 7/8				
18-MAY-15 00:00	Project #: 06262044.0000			
	Description: 19-MAY-15			
Comments: Day 7/8 Volume (mL): 5.2/ 4.8				
Urine	COMPOSITE	:		USD
Urine	MP905	:		USD
EDataDeliv	OH-PAH EDD	:		USD
Data Package	OH-PAH PKG	:		USD
ANY	SAMPLE RECEIPT	2	: 15 mL vial plastic	USD
L23367-15		29-MAY-15		
	Storage: -80, Freezer P			
801 Day 7/8				
18-MAY-15 00:00	Project #: 06262044.0000			
	Description: 19-MAY-15			
Comments: Day 7/8 Volume (mL): 5.7/ 7.4				
Urine	COMPOSITE	:		USD
Urine	MP905	:		USD
EDataDeliv	OH-PAH EDD	:		USD
Data Package	OH-PAH PKG	:		USD
ANY	SAMPLE RECEIPT	2	: 15 mL vial plastic	USD
L23367-16		29-MAY-15		
	Storage: -80, Freezer P			
802 Day 7/8				
18-MAY-15 00:00	Project #: 06262044.0000			
	Description: 19-MAY-15			
Comments: Day 7/8 Volume (mL): 5.9/ 8.0				
Urine	COMPOSITE	:		USD
Urine	MP905	:		USD
EDataDeliv	OH-PAH EDD	:		USD
Data Package	OH-PAH PKG	:		USD
ANY	SAMPLE RECEIPT	2	: 15 mL vial plastic	USD

AXYS

AXYS Analytical Services Ltd.

Login Chain of Custody Report (ln01)

Jul. 07, 2015
04:03 PM

Login Number: L23367
Account: 4765 ARCADIS - FOSTER AFB
Project: 06262044.0000

Axys ID versus Client Sample Identification		Received	Due	PR
L23367-17		29-MAY-15		
	Storage: -80, Freezer P			
901 Day 7/8				
18-MAY-15 00:00	Project #: 06262044.0000			
	Description: 19-MAY-15			
Comments: Day 7/8 Volume (mL): 4.0/ 4.1				
Urine	COMPOSITE	:		USD
Urine	MP905	:		USD
EDataDeliv	OH-PAH EDD	:		USD
Data Package	OH-PAH PKG	:		USD
ANY	SAMPLE RECEIPT	2	: 15 mL vial plastic	USD
L23367-18		29-MAY-15		
	Storage: -80, Freezer P			
902 Day 7/8				
18-MAY-15 00:00	Project #: 06262044.0000			
	Description: 19-MAY-15			
Comments: Day 7/8 Volume (mL): 5.0/ 4.5				
Urine	COMPOSITE	:		USD
Urine	MP905	:		USD
EDataDeliv	OH-PAH EDD	:		USD
Data Package	OH-PAH PKG	:		USD
ANY	SAMPLE RECEIPT	2	: 15 mL vial plastic	USD
L23367-19		29-MAY-15		
	Storage: -80, Freezer P			
1001 Day 7/8				
18-MAY-15 00:00	Project #: 06262044.0000			
	Description: 19-MAY-15			
Comments: Day 7/8 Volume (mL): 5.4/ 6.3				
Urine	COMPOSITE	:		USD
Urine	MP905	:		USD
EDataDeliv	OH-PAH EDD	:		USD
Data Package	OH-PAH PKG	:		USD
ANY	SAMPLE RECEIPT	2	: 15 mL vial plastic	USD
L23367-20		29-MAY-15		
	Storage: -80, Freezer P			
1002 Day 7/8				
18-MAY-15 00:00	Project #: 06262044.0000			
	Description: 19-MAY-15			
Comments: Day 7/8 Volume (mL): 3.6/ 4.0				
Urine	COMPOSITE	:		USD
Urine	MP905	:		USD
EDataDeliv	OH-PAH EDD	:		USD
Data Package	OH-PAH PKG	:		USD
ANY	SAMPLE RECEIPT	2	: 15 mL vial plastic	USD

AXYS

AXYS Analytical Services Ltd.

Login Chain of Custody Report (In01)

Jul. 07, 2015
04:03 PM

Login Number: L23367
Account: 4765 ARCADIS - FOSTER AFB
Project: 06262044.0000

Axys ID versus Client Sample Identification		Received	Due	PR
L23367-21		29-MAY-15		
	Storage: -80, Freezer P			
1101 Day 7/8				
18-MAY-15 00:00	Project #: 06262044.0000			
	Description: 19-MAY-15			
Comments: Day 7/8 Volume (mL): 4.5/ 5.3				
Urine	COMPOSITE	:		USD
Urine	MP905	:		USD
EDataDeliv	OH-PAH EDD	:		USD
Data Package	OH-PAH PKG	:		USD
ANY	SAMPLE RECEIPT	2	: 15 mL vial plastic	USD
L23367-22		29-MAY-15		
	Storage: -80, Freezer P			
1102 Day 7/8				
18-MAY-15 00:00	Project #: 06262044.0000			
	Description: 19-MAY-15			
Comments: Day 7/8 Volume (mL): 5.0/ 5.5				
Urine	COMPOSITE	:		USD
Urine	MP905	:		USD
EDataDeliv	OH-PAH EDD	:		USD
Data Package	OH-PAH PKG	:		USD
ANY	SAMPLE RECEIPT	2	: 15 mL vial plastic	USD
L23367-23		29-MAY-15		
	Storage: -80, Freezer P			
1201 Day 7/8				
18-MAY-15 00:00	Project #: 06262044.0000			
	Description: 19-MAY-15			
Comments: Day 7/8 Volume (mL): 6.0/ 5.0				
Urine	COMPOSITE	:		USD
Urine	MP905	:		USD
EDataDeliv	OH-PAH EDD	:		USD
Data Package	OH-PAH PKG	:		USD
ANY	SAMPLE RECEIPT	2	: 15 mL vial plastic	USD
L23367-24		29-MAY-15		
	Storage: -80, Freezer P			
1202 Day 7/8				
18-MAY-15 00:00	Project #: 06262044.0000			
	Description: 19-MAY-15			
Comments: Day 7/8 Volume (mL): 5.0/ 5.4				
Urine	COMPOSITE	:		USD
Urine	MP905	:		USD
EDataDeliv	OH-PAH EDD	:		USD
Data Package	OH-PAH PKG	:		USD
ANY	SAMPLE RECEIPT	2	: 15 mL vial plastic	USD

AXYS

AXYS Analytical Services Ltd.

Login Chain of Custody Report (ln01)

Jul. 07, 2015
04:03 PM

Login Number: L23368
Account: 4765 ARCADIS - FOSTER AFB
Project: 06262044.0000

Axys ID versus Client Sample Identification		Received	Due	PR
L23368-1		29-MAY-15		
	Storage: -80, Freezer P			
101 Day 14/15				
25-MAY-15 00:00	Project #: 06262044.0000			
	Description: 26-MAY-15			
Comments: Day 7/8 Volume (mL): 7.3/ 6.4				
Urine	COMPOSITE	:		USD
Urine	MP905	:		USD
EDataDeliv	OH-PAH EDD	:		USD
Data Package	OH-PAH PKG	:		USD
ANY	SAMPLE RECEIPT	2	: 15 mL vial plastic	USD
L23368-2		29-MAY-15		
	Storage: -80, Freezer P			
102 Day 14/15				
25-MAY-15 00:00	Project #: 06262044.0000			
	Description: 26-MAY-15			
Comments: Day 7/8 Volume (mL): 4.5/ 2.5				
Urine	COMPOSITE	:		USD
Urine	MP905	:		USD
EDataDeliv	OH-PAH EDD	:		USD
Data Package	OH-PAH PKG	:		USD
ANY	SAMPLE RECEIPT	2	: 15 mL vial plastic	USD
L23368-3		29-MAY-15		
	Storage: -80, Freezer P			
201 Day 14/15				
25-MAY-15 00:00	Project #: 06262044.0000			
	Description: 26-MAY-15			
Comments: Day 7/8 Volume (mL): 1.8/ 2.5				
Urine	COMPOSITE	:		USD
Urine	MP905	:		USD
EDataDeliv	OH-PAH EDD	:		USD
Data Package	OH-PAH PKG	:		USD
ANY	SAMPLE RECEIPT	2	: 15 mL vial plastic	USD
L23368-4		29-MAY-15		
	Storage: -80, Freezer P			
202 Day 14/15				
25-MAY-15 00:00	Project #: 06262044.0000			
	Description: 26-MAY-15			
Comments: Day 7/8 Volume (mL): 4.5/ 5.5				
Urine	COMPOSITE	:		USD
Urine	MP905	:		USD
EDataDeliv	OH-PAH EDD	:		USD
Data Package	OH-PAH PKG	:		USD
ANY	SAMPLE RECEIPT	2	: 15 mL vial plastic	USD

AXYS

AXYS Analytical Services Ltd.

Login Chain of Custody Report (ln01)

Jul. 07, 2015
04:03 PM

Login Number: L23368
Account: 4765 ARCADIS - FOSTER AFB
Project: 06262044.0000

Axys ID versus Client Sample Identification			Received	Due	PR
L23368-5			29-MAY-15		
		Storage: -80, Freezer P			
301 Day 14/15					
25-MAY-15 00:00		Project #: 06262044.0000			
		Description: 26-MAY-15			
Comments: Day 7/8 Volume (mL): 5.8/ 3.8					
Urine	COMPOSITE		:		USD
Urine	MP905		:		USD
EDataDeliv	OH-PAH EDD		:		USD
Data Package	OH-PAH PKG		:		USD
ANY	SAMPLE RECEIPT		2	: 15 mL vial plastic	USD
L23368-6			29-MAY-15		
		Storage: -80, Freezer P			
302 Day 14/15					
25-MAY-15 00:00		Project #: 06262044.0000			
		Description: 26-MAY-15			
Comments: Day 7/8 Volume (mL): 6.5/ 4.5					
Urine	COMPOSITE		:		USD
Urine	MP905		:		USD
EDataDeliv	OH-PAH EDD		:		USD
Data Package	OH-PAH PKG		:		USD
ANY	SAMPLE RECEIPT		2	: 15 mL vial plastic	USD
L23368-7			29-MAY-15		
		Storage: -80, Freezer P			
401 Day 14/15					
25-MAY-15 00:00		Project #: 06262044.0000			
		Description: 26-MAY-15			
Comments: Day 7/8 Volume (mL): 3.9/ 5.0					
Urine	COMPOSITE		:		USD
Urine	MP905		:		USD
EDataDeliv	OH-PAH EDD		:		USD
Data Package	OH-PAH PKG		:		USD
ANY	SAMPLE RECEIPT		2	: 15 mL vial plastic	USD
L23368-8			29-MAY-15		
		Storage: -80, Freezer P			
402 Day 14/15					
25-MAY-15 00:00		Project #: 06262044.0000			
		Description: 26-MAY-15			
Comments: Day 7/8 Volume (mL): 8.0/ 7.6					
Urine	COMPOSITE		:		USD
Urine	MP905		:		USD
EDataDeliv	OH-PAH EDD		:		USD
Data Package	OH-PAH PKG		:		USD
ANY	SAMPLE RECEIPT		2	: 15 mL vial plastic	USD

AXYS

AXYS Analytical Services Ltd.

Login Chain of Custody Report (In01)

Jul. 07, 2015
04:03 PM

Login Number: L23368
Account: 4765 ARCADIS - FOSTER AFB
Project: 06262044.0000

Axys ID versus Client Sample Identification		Received	Due	PR
L23368-9		29-MAY-15		
	Storage: -80, Freezer P			
501 Day 14/15				
25-MAY-15 00:00	Project #: 06262044.0000			
	Description: 26-MAY-15			
Comments: Day 7/8 Volume (mL): 4.3/ 2.8				
Urine	COMPOSITE	:		USD
Urine	MP905	:		USD
EDataDeliv	OH-PAH EDD	:		USD
Data Package	OH-PAH PKG	:		USD
ANY	SAMPLE RECEIPT	2	: 15 mL vial plastic	USD
L23368-10		29-MAY-15		
	Storage: -80, Freezer P			
502 Day 14/15				
25-MAY-15 00:00	Project #: 06262044.0000			
	Description: 26-MAY-15			
Comments: Day 7/8 Volume (mL): 4.6/ 6.3				
Urine	COMPOSITE	:		USD
Urine	MP905	:		USD
EDataDeliv	OH-PAH EDD	:		USD
Data Package	OH-PAH PKG	:		USD
ANY	SAMPLE RECEIPT	2	: 15 mL vial plastic	USD
L23368-11		29-MAY-15		
	Storage: -80, Freezer P			
601 Day 14/15				
25-MAY-15 00:00	Project #: 06262044.0000			
	Description: 26-MAY-15			
Comments: Day 7/8 Volume (mL): 5.5/ 8.0				
Urine	COMPOSITE	:		USD
Urine	MP905	:		USD
EDataDeliv	OH-PAH EDD	:		USD
Data Package	OH-PAH PKG	:		USD
ANY	SAMPLE RECEIPT	2	: 15 mL vial plastic	USD
L23368-12		29-MAY-15		
	Storage: -80, Freezer P			
602 Day 14/15				
25-MAY-15 00:00	Project #: 06262044.0000			
	Description: 26-MAY-15			
Comments: Day 7/8 Volume (mL): 7.0/ 9.5				
Urine	COMPOSITE	:		USD
Urine	MP905	:		USD
EDataDeliv	OH-PAH EDD	:		USD
Data Package	OH-PAH PKG	:		USD
ANY	SAMPLE RECEIPT	2	: 15 mL vial plastic	USD

AXYS

AXYS Analytical Services Ltd.

Login Chain of Custody Report (In01)

Jul. 07, 2015
04:03 PM

Login Number: L23368
Account: 4765 ARCADIS - FOSTER AFB
Project: 06262044.0000

Axys ID versus Client Sample Identification			**Received**	**Due**	**PR**
L23368-13			29-MAY-15		
		Storage: -80, Freezer P			
701 Day 14/15					
25-MAY-15 00:00		Project #: 06262044.0000			
		Description: 26-MAY-15			
Comments: Day 7/8 Volume (mL): 5.4/ 4.4					
Urine	COMPOSITE		:		USD
Urine	MP905		:		USD
EDataDeliv	OH-PAH EDD		:		USD
Data Package	OH-PAH PKG		:		USD
ANY	SAMPLE RECEIPT		2	: 15 mL vial plastic	USD
L23368-14			29-MAY-15		
		Storage: -80, Freezer P			
702 Day 14/15					
25-MAY-15 00:00		Project #: 06262044.0000			
		Description: 26-MAY-15			
Comments: Day 7/8 Volume (mL): 3.8/ 8.0					
Urine	COMPOSITE		:		USD
Urine	MP905		:		USD
EDataDeliv	OH-PAH EDD		:		USD
Data Package	OH-PAH PKG		:		USD
ANY	SAMPLE RECEIPT		2	: 15 mL vial plastic	USD
L23368-15			29-MAY-15		
		Storage: -80, Freezer P			
801 Day 14/15					
25-MAY-15 00:00		Project #: 06262044.0000			
		Description: 26-MAY-15			
Comments: Day 7/8 Volume (mL): 7.0/ 5.8					
Urine	COMPOSITE		:		USD
Urine	MP905		:		USD
EDataDeliv	OH-PAH EDD		:		USD
Data Package	OH-PAH PKG		:		USD
ANY	SAMPLE RECEIPT		2	: 15 mL vial plastic	USD
L23368-16			29-MAY-15		
		Storage: -80, Freezer P			
802 Day 14/15					
25-MAY-15 00:00		Project #: 06262044.0000			
		Description: 26-MAY-15			
Comments: Day 7/8 Volume (mL): 7.7/ 14.8					
Urine	COMPOSITE		:		USD
Urine	MP905		:		USD
EDataDeliv	OH-PAH EDD		:		USD
Data Package	OH-PAH PKG		:		USD
ANY	SAMPLE RECEIPT		2	: 15 mL vial plastic	USD

AXYS

AXYS Analytical Services Ltd.

Login Chain of Custody Report (In01)

Jul. 07, 2015
04:03 PM

Login Number: L23368
Account: 4765 ARCADIS - FOSTER AFB
Project: 06262044.0000

Axys ID versus Client Sample Identification		Received	Due	PR
L23368-17		29-MAY-15		
	Storage: -80, Freezer P			
901 Day 14/15				
25-MAY-15 00:00	Project #: 06262044.0000			
	Description: 26-MAY-15			
Comments: Day 7/8 Volume (mL): 4.5/ 4.5				
Urine	COMPOSITE	:		USD
Urine	MP905	:		USD
EDataDeliv	OH-PAH EDD	:		USD
Data Package	OH-PAH PKG	:		USD
ANY	SAMPLE RECEIPT	2	: 15 mL vial plastic	USD
L23368-18		29-MAY-15		
	Storage: -80, Freezer P			
902 Day 14/15				
25-MAY-15 00:00	Project #: 06262044.0000			
	Description: 26-MAY-15			
Comments: Day 7/8 Volume (mL): 5.4/ 4.8				
Urine	COMPOSITE	:		USD
Urine	MP905	:		USD
EDataDeliv	OH-PAH EDD	:		USD
Data Package	OH-PAH PKG	:		USD
ANY	SAMPLE RECEIPT	2	: 15 mL vial plastic	USD
L23368-19		29-MAY-15		
	Storage: -80, Freezer P			
1001 Day 14/15				
25-MAY-15 00:00	Project #: 06262044.0000			
	Description: 26-MAY-15			
Comments: Day 7/8 Volume (mL): 6.0/ 19.4				
Urine	COMPOSITE	:		USD
Urine	MP905	:		USD
EDataDeliv	OH-PAH EDD	:		USD
Data Package	OH-PAH PKG	:		USD
ANY	SAMPLE RECEIPT	2	: 15 mL vial plastic	USD
L23368-20		29-MAY-15		
	Storage: -80, Freezer P			
1002 Day 14/15				
25-MAY-15 00:00	Project #: 06262044.0000			
	Description: 26-MAY-15			
Comments: Day 7/8 Volume (mL): 5.3/ 5.0				
Urine	COMPOSITE	:		USD
Urine	MP905	:		USD
EDataDeliv	OH-PAH EDD	:		USD
Data Package	OH-PAH PKG	:		USD
ANY	SAMPLE RECEIPT	2	: 15 mL vial plastic	USD

AXYS

AXYS Analytical Services Ltd.

Login Chain of Custody Report (In01)

Jul. 07, 2015
04:03 PM

Login Number: L23368
Account: 4765 ARCADIS - FOSTER AFB
Project: 06262044.0000

Axys ID versus Client Sample Identification		**Received**	**Due**	**PR**
L23368-21		29-MAY-15		
	Storage: -80, Freezer P			
1101 Day 14/15				
25-MAY-15 00:00	Project #: 06262044.0000			
	Description: 26-MAY-15			
Comments: Day 7/8 Volume (mL): 3.8/ 6.0				
Urine	COMPOSITE	:		USD
Urine	MP905	:		USD
EDataDeliv	OH-PAH EDD	:		USD
Data Package	OH-PAH PKG	:		USD
ANY	SAMPLE RECEIPT	2	: 15 mL vial plastic	USD
L23368-22		29-MAY-15		
	Storage: -80, Freezer P			
1102 Day 14/15				
25-MAY-15 00:00	Project #: 06262044.0000			
	Description: 26-MAY-15			
Comments: Day 7/8 Volume (mL): 3.8/ 5.5				
Urine	COMPOSITE	:		USD
Urine	MP905	:		USD
EDataDeliv	OH-PAH EDD	:		USD
Data Package	OH-PAH PKG	:		USD
ANY	SAMPLE RECEIPT	2	: 15 mL vial plastic	USD
L23368-23		29-MAY-15		
	Storage: -80, Freezer P			
1201 Day 14/15				
25-MAY-15 00:00	Project #: 06262044.0000			
	Description: 26-MAY-15			
Comments: Day 7/8 Volume (mL): 4.8/ 7.0				
Urine	COMPOSITE	:		USD
Urine	MP905	:		USD
EDataDeliv	OH-PAH EDD	:		USD
Data Package	OH-PAH PKG	:		USD
ANY	SAMPLE RECEIPT	2	: 15 mL vial plastic	USD
L23368-24		29-MAY-15		
	Storage: -80, Freezer P			
1202 Day 14/15				
25-MAY-15 00:00	Project #: 06262044.0000			
	Description: 26-MAY-15			
Comments: Day 7/8 Volume (mL): 4.5/ 10.0				
Urine	COMPOSITE	:		USD
Urine	MP905	:		USD
EDataDeliv	OH-PAH EDD	:		USD
Data Package	OH-PAH PKG	:		USD
ANY	SAMPLE RECEIPT	2	: 15 mL vial plastic	USD

AXYS

AXYS Analytical Services Ltd.

Login Chain of Custody Report (ln01)

Jul. 07, 2015
04:04 PM

Login Number: L23414
Account: 4765 ARCADIS - FOSTER AFB
Project: 06262044.0000

Axys ID versus Client Sample Identification			Received	Due	PR
L23414-1			29-MAY-15		
	Storage: -80, Freezer P, top compartment				
101 Day 2 13-MAY-15 00:00	Project #: 06262044.0000				
Urine	HOLD			:	USD
ANY	SAMPLE RECEIPT		1	: 15 mL vial plastic	USD
L23414-2			29-MAY-15		
	Storage: -80, Freezer P, top compartment				
102 Day 2 13-MAY-15 00:00	Project #: 06262044.0000				
Urine	HOLD			:	USD
ANY	SAMPLE RECEIPT		1	: 15 mL vial plastic	USD
L23414-3			29-MAY-15		
	Storage: -80, Freezer P, top compartment				
201 Day 2 13-MAY-15 00:00	Project #: 06262044.0000				
Urine	HOLD			:	USD
ANY	SAMPLE RECEIPT		1	: 15 mL vial plastic	USD
L23414-4			29-MAY-15		
	Storage: -80, Freezer P, top compartment				
202 Day 2 13-MAY-15 00:00	Project #: 06262044.0000				
Urine	HOLD			:	USD
ANY	SAMPLE RECEIPT		1	: 15 mL vial plastic	USD
L23414-5			29-MAY-15		
	Storage: -80, Freezer P, top compartment				
301 Day 2 13-MAY-15 00:00	Project #: 06262044.0000				
Urine	HOLD			:	USD
ANY	SAMPLE RECEIPT		1	: 15 mL vial plastic	USD

AXYS

AXYS Analytical Services Ltd.

Login Chain of Custody Report (ln01)

Jul. 07, 2015
04:04 PM

Login Number: L23414
Account: 4765 ARCADIS - FOSTER AFB
Project: 06262044.0000

Axys ID versus Client Sample Identification		**Received**	**Due**	**PR**
L23414-6		29-MAY-15		
	Storage: -80, Freezer P, top compartment			
302 Day 2 13-MAY-15 00:00	Project #: 06262044.0000			
Urine	HOLD	:		USD
ANY	SAMPLE RECEIPT	1	: 15 mL vial plastic	USD
L23414-7		29-MAY-15		
	Storage: -80, Freezer P, top compartment			
401 Day 2 13-MAY-15 00:00	Project #: 06262044.0000			
Urine	HOLD	:		USD
ANY	SAMPLE RECEIPT	1	: 15 mL vial plastic	USD
L23414-8		29-MAY-15		
	Storage: -80, Freezer P, top compartment			
402 Day 2 13-MAY-15 00:00	Project #: 06262044.0000			
Urine	HOLD	:		USD
ANY	SAMPLE RECEIPT	1	: 15 mL vial plastic	USD
L23414-9		29-MAY-15		
	Storage: -80, Freezer P, top compartment			
501 Day 2 13-MAY-15 00:00	Project #: 06262044.0000			
Urine	HOLD	:		USD
ANY	SAMPLE RECEIPT	1	: 15 mL vial plastic	USD
L23414-10		29-MAY-15		
	Storage: -80, Freezer P, top compartment			
502 Day 2 13-MAY-15 00:00	Project #: 06262044.0000			
Urine	HOLD	:		USD
ANY	SAMPLE RECEIPT	1	: 15 mL vial plastic	USD

AXYS

AXYS Analytical Services Ltd.

Login Chain of Custody Report (ln01)

Jul. 07, 2015
04:04 PM

Login Number: L23414
Account: 4765 ARCADIS - FOSTER AFB
Project: 06262044.0000

Axys ID versus Client Sample Identification		Received	Due	PR
L23414-11		29-MAY-15		
	Storage: -80, Freezer P, top compartment			
601 Day 2				
13-MAY-15 00:00	Project #: 06262044.0000			
Urine	HOLD		:	USD
ANY	SAMPLE RECEIPT	1	: 15 mL vial plastic	USD
L23414-12		29-MAY-15		
	Storage: -80, Freezer P, top compartment			
602 Day 2				
13-MAY-15 00:00	Project #: 06262044.0000			
Urine	HOLD		:	USD
ANY	SAMPLE RECEIPT	1	: 15 mL vial plastic	USD
L23414-13		29-MAY-15		
	Storage: -80, Freezer P, top compartment			
701 Day 2				
13-MAY-15 00:00	Project #: 06262044.0000			
Urine	HOLD		:	USD
ANY	SAMPLE RECEIPT	1	: 15 mL vial plastic	USD
L23414-14		29-MAY-15		
	Storage: -80, Freezer P, top compartment			
702 Day 2				
13-MAY-15 00:00	Project #: 06262044.0000			
Urine	HOLD		:	USD
ANY	SAMPLE RECEIPT	1	: 15 mL vial plastic	USD
L23414-15		29-MAY-15		
	Storage: -80, Freezer P, top compartment			
801 Day 2				
13-MAY-15 00:00	Project #: 06262044.0000			
Urine	HOLD		:	USD
ANY	SAMPLE RECEIPT	1	: 15 mL vial plastic	USD

AXYS

AXYS Analytical Services Ltd.

Login Chain of Custody Report (ln01)

Jul. 07, 2015
04:04 PM

Login Number: L23414
Account: 4765 ARCADIS - FOSTER AFB
Project: 06262044.0000

Axys ID versus Client Sample Identification		**Received**	**Due**	**PR**
L23414-16		29-MAY-15		
	Storage: -80, Freezer P, top compartment			
802 Day 2				
13-MAY-15 00:00	Project #: 06262044.0000			
Urine	HOLD	:		USD
ANY	SAMPLE RECEIPT	1	: 15 mL vial plastic	USD
L23414-17		29-MAY-15		
	Storage: -80, Freezer P, top compartment			
901 Day 2				
13-MAY-15 00:00	Project #: 06262044.0000			
Urine	HOLD	:		USD
ANY	SAMPLE RECEIPT	1	: 15 mL vial plastic	USD
L23414-18		29-MAY-15		
	Storage: -80, Freezer P, top compartment			
902 Day 2				
13-MAY-15 00:00	Project #: 06262044.0000			
Urine	HOLD	:		USD
ANY	SAMPLE RECEIPT	1	: 15 mL vial plastic	USD
L23414-19		29-MAY-15		
	Storage: -80, Freezer P, top compartment			
1001 Day 2				
13-MAY-15 00:00	Project #: 06262044.0000			
Urine	HOLD	:		USD
ANY	SAMPLE RECEIPT	2	: 15 mL vial plastic	USD
L23414-20		29-MAY-15		
	Storage: -80, Freezer P, top compartment			
1002 Day 2				
13-MAY-15 00:00	Project #: 06262044.0000			
Urine	HOLD	:		USD
ANY	SAMPLE RECEIPT	1	: 15 mL vial plastic	USD

AXYS

AXYS Analytical Services Ltd.

Login Chain of Custody Report (ln01)

Jul. 07, 2015
04:04 PM

Login Number: L23414
Account: 4765 ARCADIS - FOSTER AFB
Project: 06262044.0000

Axys ID versus Client Sample Identification		Received	Due	PR
L23414-21		29-MAY-15		
	Storage: -80, Freezer P, top compartment			
1101 Day 2				
13-MAY-15 00:00	Project #: 06262044.0000			
Urine	HOLD		:	USD
ANY	SAMPLE RECEIPT	1	: 15 mL vial plastic	USD
L23414-22		29-MAY-15		
	Storage: -80, Freezer P, top compartment			
1102 Day 2				
13-MAY-15 00:00	Project #: 06262044.0000			
Urine	HOLD		:	USD
ANY	SAMPLE RECEIPT	1	: 15 mL vial plastic	USD
L23414-23		29-MAY-15		
	Storage: -80, Freezer P, top compartment			
1201 Day 2				
13-MAY-15 00:00	Project #: 06262044.0000			
Urine	HOLD		:	USD
ANY	SAMPLE RECEIPT	1	: 15 mL vial plastic	USD
L23414-24		29-MAY-15		
	Storage: -80, Freezer P, top compartment			
1202 Day 2				
13-MAY-15 00:00	Project #: 06262044.0000			
Urine	HOLD		:	USD
ANY	SAMPLE RECEIPT	1	: 15 mL vial plastic	USD

AXYS

AXYS Analytical Services Ltd.

Login Chain of Custody Report (ln01)

Jul. 07, 2015
04:11 PM

Login Number: L23415
Account: 4765 ARCADIS - FOSTER AFB
Project: 06262044.0000

Axys ID versus Client Sample Identification		**Received**	**Due**	**PR**
L23415-1		29-MAY-15		
	Storage: -80, Freezer P, top compartment			
101 Day 3 14-MAY-15 00:00	Project #: 06262044.0000			
Urine	HOLD		:	USD
ANY	SAMPLE RECEIPT	1	: 15 mL vial plastic	USD
L23415-2		29-MAY-15		
	Storage: -80, Freezer P, top compartment			
102 Day 3 14-MAY-15 00:00	Project #: 06262044.0000			
Urine	HOLD		:	USD
ANY	SAMPLE RECEIPT	1	: 15 mL vial plastic	USD
L23415-3		29-MAY-15		
	Storage: -80, Freezer P, top compartment			
201 Day 3 14-MAY-15 00:00	Project #: 06262044.0000			
Urine	HOLD		:	USD
ANY	SAMPLE RECEIPT	1	: 15 mL vial plastic	USD
L23415-4		29-MAY-15		
	Storage: -80, Freezer P, top compartment			
202 Day 3 14-MAY-15 00:00	Project #: 06262044.0000			
Urine	HOLD		:	USD
ANY	SAMPLE RECEIPT	1	: 15 mL vial plastic	USD
L23415-5		29-MAY-15		
	Storage: -80, Freezer P, top compartment			
301 Day 3 14-MAY-15 00:00	Project #: 06262044.0000			
Urine	HOLD		:	USD
ANY	SAMPLE RECEIPT	1	: 15 mL vial plastic	USD

AXYS

AXYS Analytical Services Ltd.

Login Chain of Custody Report (In01)

Jul. 07, 2015
04:11 PM

Login Number: L23415
Account: 4765 ARCADIS - FOSTER AFB
Project: 06262044.0000

Axys ID versus Client Sample Identification		Received / Due		PR
L23415-6		29-MAY-15		
	Storage: -80, Freezer P, top compartment			
302 Day 3				
14-MAY-15 00:00	Project #: 06262044.0000			
Urine	HOLD		:	USD
ANY	SAMPLE RECEIPT	1	: 15 mL vial plastic	USD
L23415-7		29-MAY-15		
	Storage: -80, Freezer P, top compartment			
401 Day 3				
14-MAY-15 00:00	Project #: 06262044.0000			
Urine	HOLD		:	USD
ANY	SAMPLE RECEIPT	1	: 15 mL vial plastic	USD
L23415-8		29-MAY-15		
	Storage: -80, Freezer P, top compartment			
402 Day 3				
14-MAY-15 00:00	Project #: 06262044.0000			
Urine	HOLD		:	USD
ANY	SAMPLE RECEIPT	1	: 15 mL vial plastic	USD
L23415-9		29-MAY-15		
	Storage: -80, Freezer P, top compartment			
501 Day 3				
14-MAY-15 00:00	Project #: 06262044.0000			
Urine	HOLD		:	USD
ANY	SAMPLE RECEIPT	1	: 15 mL vial plastic	USD
L23415-10		29-MAY-15		
	Storage: -80, Freezer P, top compartment			
502 Day 3				
14-MAY-15 00:00	Project #: 06262044.0000			
Urine	HOLD		:	USD
ANY	SAMPLE RECEIPT	1	: 15 mL vial plastic	USD

AXYS

AXYS Analytical Services Ltd.

Login Chain of Custody Report (ln01)

Jul. 07, 2015
04:11 PM

Login Number: L23415
Account: 4765 ARCADIS - FOSTER AFB
Project: 06262044.0000

Axys ID versus Client Sample Identification		Received	Due	PR
L23415-11		29-MAY-15		
	Storage: -80, Freezer P, top compartment			
601 Day 3				
14-MAY-15 00:00	Project #: 06262044.0000			
Urine	HOLD		:	USD
ANY	SAMPLE RECEIPT	1	: 15 mL vial plastic	USD
L23415-12		29-MAY-15		
	Storage: -80, Freezer P, top compartment			
602 Day 3				
14-MAY-15 00:00	Project #: 06262044.0000			
Urine	HOLD		:	USD
ANY	SAMPLE RECEIPT	1	: 15 mL vial plastic	USD
L23415-13		29-MAY-15		
	Storage: -80, Freezer P, top compartment			
701 Day 3				
14-MAY-15 00:00	Project #: 06262044.0000			
Urine	HOLD		:	USD
ANY	SAMPLE RECEIPT	1	: 15 mL vial plastic	USD
L23415-14		29-MAY-15		
	Storage: -80, Freezer P, top compartment			
702 Day 3				
14-MAY-15 00:00	Project #: 06262044.0000			
Urine	HOLD		:	USD
ANY	SAMPLE RECEIPT	1	: 15 mL vial plastic	USD
L23415-15		29-MAY-15		
	Storage: -80, Freezer P, top compartment			
801 Day 3				
14-MAY-15 00:00	Project #: 06262044.0000			
Urine	HOLD		:	USD
ANY	SAMPLE RECEIPT	1	: 15 mL vial plastic	USD

AXYS

AXYS Analytical Services Ltd.

Login Chain of Custody Report (ln01)

Jul. 07, 2015

04:11 PM

Login Number: L23415
Account: 4765 ARCADIS - FOSTER AFB
Project: 06262044.0000

Axys ID versus Client Sample Identification		**Received**	**Due**	**PR**
L23415-16		29-MAY-15		
	Storage: -80, Freezer P, top compartment			
802 Day 3 14-MAY-15 00:00	Project #: 06262044.0000			
Urine	HOLD		:	USD
ANY	SAMPLE RECEIPT	1	: 15 mL vial plastic	USD
L23415-17		29-MAY-15		
	Storage: -80, Freezer P, top compartment			
901 Day 3 14-MAY-15 00:00	Project #: 06262044.0000			
Urine	HOLD		:	USD
ANY	SAMPLE RECEIPT	1	: 15 mL vial plastic	USD
L23415-18		29-MAY-15		
	Storage: -80, Freezer P, top compartment			
902 Day 3 14-MAY-15 00:00	Project #: 06262044.0000			
Urine	HOLD		:	USD
ANY	SAMPLE RECEIPT	1	: 15 mL vial plastic	USD
L23415-19		29-MAY-15		
	Storage: -80, Freezer P, top compartment			
1001 Day 3 14-MAY-15 00:00	Project #: 06262044.0000			
Urine	HOLD		:	USD
ANY	SAMPLE RECEIPT	1	: 15 mL vial plastic	USD
L23415-20		29-MAY-15		
	Storage: -80, Freezer P, top compartment			
1002 Day 3 14-MAY-15 00:00	Project #: 06262044.0000			
Urine	HOLD		:	USD
ANY	SAMPLE RECEIPT	1	: 15 mL vial plastic	USD

AXYS

AXYS Analytical Services Ltd.

Login Chain of Custody Report (ln01)

Jul. 07, 2015
04:11 PM

Login Number: L23415
Account: 4765 ARCADIS - FOSTER AFB
Project: 06262044.0000

Axys ID versus Client Sample Identification		Received	Due	PR
L23415-21		29-MAY-15		
	Storage: -80, Freezer P, top compartment			
1101 Day 3				
14-MAY-15 00:00	Project #: 06262044.0000			
Urine	HOLD		:	USD
ANY	SAMPLE RECEIPT	1	: 15 mL vial plastic	USD
L23415-22		29-MAY-15		
	Storage: -80, Freezer P, top compartment			
1102 Day 3				
14-MAY-15 00:00	Project #: 06262044.0000			
Urine	HOLD		:	USD
ANY	SAMPLE RECEIPT	1	: 15 mL vial plastic	USD
L23415-23		29-MAY-15		
	Storage: -80, Freezer P, top compartment			
1201 Day 3				
14-MAY-15 00:00	Project #: 06262044.0000			
Urine	HOLD		:	USD
ANY	SAMPLE RECEIPT	1	: 15 mL vial plastic	USD
L23415-24		29-MAY-15		
	Storage: -80, Freezer P, top compartment			
1202 Day 3				
14-MAY-15 00:00	Project #: 06262044.0000			
Urine	HOLD		:	USD
ANY	SAMPLE RECEIPT	1	: 15 mL vial plastic	USD

AXYS

AXYS Analytical Services Ltd.

Login Chain of Custody Report (ln01)

Jul. 07, 2015
04:11 PM

Login Number: L23416
Account: 4765 ARCADIS - FOSTER AFB
Project: 06262044.0000

Axys ID versus Client Sample Identification		Received	Due	PR
L23416-1		29-MAY-15		
	Storage: -80, Freezer P, top compartment			
101 Day 4				
15-MAY-15 00:00	Project #: 06262044.0000			
Urine	HOLD		:	USD
ANY	SAMPLE RECEIPT	1	: 15 mL vial plastic	USD
L23416-2		29-MAY-15		
	Storage: -80, Freezer P, top compartment			
102 Day 4				
15-MAY-15 00:00	Project #: 06262044.0000			
Urine	HOLD		:	USD
ANY	SAMPLE RECEIPT	1	: 15 mL vial plastic	USD
L23416-3		29-MAY-15		
	Storage: -80, Freezer P, top compartment			
201 Day 4				
15-MAY-15 00:00	Project #: 06262044.0000			
Urine	HOLD		:	USD
ANY	SAMPLE RECEIPT	1	: 15 mL vial plastic	USD
L23416-4		29-MAY-15		
	Storage: -80, Freezer P, top compartment			
202 Day 4				
15-MAY-15 00:00	Project #: 06262044.0000			
Urine	HOLD		:	USD
ANY	SAMPLE RECEIPT	2	: 15 mL vial plastic	USD
L23416-5		29-MAY-15		
	Storage: -80, Freezer P, top compartment			
301 Day 4				
15-MAY-15 00:00	Project #: 06262044.0000			
Urine	HOLD		:	USD
ANY	SAMPLE RECEIPT	1	: 15 mL vial plastic	USD

AXYS

AXYS Analytical Services Ltd.

Login Chain of Custody Report (ln01)

Jul. 07, 2015
04:11 PM

Login Number: L23416
Account: 4765 ARCADIS - FOSTER AFB
Project: 06262044.0000

Axys ID versus Client Sample Identification		Received	Due	PR
L23416-6		29-MAY-15		
	Storage: -80, Freezer P, top compartment			
302 Day 4				
15-MAY-15 00:00	Project #: 06262044.0000			
Urine	HOLD	:		USD
ANY	SAMPLE RECEIPT	1	: 15 mL vial plastic	USD
L23416-7		29-MAY-15		
	Storage: -80, Freezer P, top compartment			
401 Day 4				
15-MAY-15 00:00	Project #: 06262044.0000			
Urine	HOLD	:		USD
ANY	SAMPLE RECEIPT	1	: 15 mL vial plastic	USD
L23416-8		29-MAY-15		
	Storage: -80, Freezer P, top compartment			
402 Day 4				
15-MAY-15 00:00	Project #: 06262044.0000			
Urine	HOLD	:		USD
ANY	SAMPLE RECEIPT	1	: 15 mL vial plastic	USD
L23416-9		29-MAY-15		
	Storage: -80, Freezer P, top compartment			
501 Day 4				
15-MAY-15 00:00	Project #: 06262044.0000			
Urine	HOLD	:		USD
ANY	SAMPLE RECEIPT	1	: 15 mL vial plastic	USD
L23416-10		29-MAY-15		
	Storage: -80, Freezer P, top compartment			
502 Day 4				
15-MAY-15 00:00	Project #: 06262044.0000			
Urine	HOLD	:		USD
ANY	SAMPLE RECEIPT	1	: 15 mL vial plastic	USD

AXYS

AXYS Analytical Services Ltd.

Login Chain of Custody Report (ln01)

Jul. 07, 2015
04:11 PM

Login Number: L23416
Account: 4765 ARCADIS - FOSTER AFB
Project: 06262044.0000

Axys ID versus Client Sample Identification		Received	Due	PR
L23416-11		29-MAY-15		
	Storage: -80, Freezer P, top compartment			
601 Day 4				
15-MAY-15 00:00	Project #: 06262044.0000			
Urine	HOLD		:	USD
ANY	SAMPLE RECEIPT	1	: 15 mL vial plastic	USD
L23416-12		29-MAY-15		
	Storage: -80, Freezer P, top compartment			
602 Day 4				
15-MAY-15 00:00	Project #: 06262044.0000			
Urine	HOLD		:	USD
ANY	SAMPLE RECEIPT	1	: 15 mL vial plastic	USD
L23416-13		29-MAY-15		
	Storage: -80, Freezer P, top compartment			
701 Day 4				
15-MAY-15 00:00	Project #: 06262044.0000			
Urine	HOLD		:	USD
ANY	SAMPLE RECEIPT	1	: 15 mL vial plastic	USD
L23416-14		29-MAY-15		
	Storage: -80, Freezer P, top compartment			
702 Day 4				
15-MAY-15 00:00	Project #: 06262044.0000			
Urine	HOLD		:	USD
ANY	SAMPLE RECEIPT	1	: 15 mL vial plastic	USD
L23416-15		29-MAY-15		
	Storage: -80, Freezer P, top compartment			
801 Day 4				
15-MAY-15 00:00	Project #: 06262044.0000			
Urine	HOLD		:	USD
ANY	SAMPLE RECEIPT	1	: 15 mL vial plastic	USD

AXYS

AXYS Analytical Services Ltd.

Login Chain of Custody Report (In01)

Jul. 07, 2015
04:11 PM

Login Number: L23416
Account: 4765 ARCADIS - FOSTER AFB
Project: 06262044.0000

Axys ID versus Client Sample Identification		Received	Due	PR
L23416-16		29-MAY-15		
	Storage: -80, Freezer P, top compartment			
802 Day 4				
15-MAY-15 00:00	Project #: 06262044.0000			
Urine	HOLD		:	USD
ANY	SAMPLE RECEIPT	1	: 15 mL vial plastic	USD
L23416-17		29-MAY-15		
	Storage: -80, Freezer P, top compartment			
901 Day 4				
15-MAY-15 00:00	Project #: 06262044.0000			
Urine	HOLD		:	USD
ANY	SAMPLE RECEIPT	1	: 15 mL vial plastic	USD
L23416-18		29-MAY-15		
	Storage: -80, Freezer P, top compartment			
902 Day 4				
15-MAY-15 00:00	Project #: 06262044.0000			
Urine	HOLD		:	USD
ANY	SAMPLE RECEIPT	1	: 15 mL vial plastic	USD
L23416-19		29-MAY-15		
	Storage: -80, Freezer P, top compartment			
1001 Day 4				
15-MAY-15 00:00	Project #: 06262044.0000			
Urine	HOLD		:	USD
ANY	SAMPLE RECEIPT	2	: 15 mL vial plastic	USD
L23416-20		29-MAY-15		
	Storage: -80, Freezer P, top compartment			
1002 Day 4				
15-MAY-15 00:00	Project #: 06262044.0000			
Urine	HOLD		:	USD
ANY	SAMPLE RECEIPT	1	: 15 mL vial plastic	USD

AXYS

AXYS Analytical Services Ltd.

Login Chain of Custody Report (ln01)

Jul. 07, 2015
04:11 PM

Login Number: L23416
Account: 4765 ARCADIS - FOSTER AFB
Project: 06262044.0000

Axys ID versus Client Sample Identification		Received	Due	PR
L23416-21		29-MAY-15		
	Storage: -80, Freezer P, top compartment			
1101 Day 4				
15-MAY-15 00:00	Project #: 06262044.0000			
Urine	HOLD	:		USD
ANY	SAMPLE RECEIPT	1	: 15 mL vial plastic	USD
L23416-22		29-MAY-15		
	Storage: -80, Freezer P, top compartment			
1102 Day 4				
15-MAY-15 00:00	Project #: 06262044.0000			
Urine	HOLD	:		USD
ANY	SAMPLE RECEIPT	1	: 15 mL vial plastic	USD
L23416-23		29-MAY-15		
	Storage: -80, Freezer P, top compartment			
1201 Day 4				
15-MAY-15 00:00	Project #: 06262044.0000			
Urine	HOLD	:		USD
ANY	SAMPLE RECEIPT	1	: 15 mL vial plastic	USD
L23416-24		29-MAY-15		
	Storage: -80, Freezer P, top compartment			
1202 Day 4				
15-MAY-15 00:00	Project #: 06262044.0000			
Urine	HOLD	:		USD
ANY	SAMPLE RECEIPT	1	: 15 mL vial plastic	USD

AXYS

AXYS Analytical Services Ltd.

Login Chain of Custody Report (ln01)

Jul. 08, 2015
12:27 PM

Login Number: L23417
Account: 4765 ARCADIS - FOSTER AFB
Project: 06262044.0000

Axys ID versus Client Sample Identification		Received	Due	PR
L23417-1		29-MAY-15		
	Storage: -80, Freezer P, top compartment			
101 Day 5				
16-MAY-15 00:00	Project #: 06262044.0000			
Urine	HOLD	:		USD
ANY	SAMPLE RECEIPT	2	: 15 mL vial plastic	USD
L23417-2		29-MAY-15		
	Storage: -80, Freezer P, top compartment			
102 Day 5				
16-MAY-15 00:00	Project #: 06262044.0000			
Urine	HOLD	:		USD
ANY	SAMPLE RECEIPT	3	: 15 mL vial plastic	USD
L23417-3		29-MAY-15		
	Storage: -80, Freezer P, top compartment			
201 Day 5				
16-MAY-15 00:00	Project #: 06262044.0000			
Urine	HOLD	:		USD
ANY	SAMPLE RECEIPT	1	: 15 mL vial plastic	USD
L23417-4		29-MAY-15		
	Storage: -80, Freezer P, top compartment			
202 Day 5				
16-MAY-15 00:00	Project #: 06262044.0000			
Urine	HOLD	:		USD
ANY	SAMPLE RECEIPT	2	: 15 mL vial plastic	USD
L23417-5		29-MAY-15		
	Storage: -80, Freezer P, top compartment			
301 Day 5				
16-MAY-15 00:00	Project #: 06262044.0000			
Urine	HOLD	:		USD
ANY	SAMPLE RECEIPT	1	: 15 mL vial plastic	USD

AXYS

AXYS Analytical Services Ltd.

Login Chain of Custody Report (In01)

Jul. 08, 2015
12:27 PM

Login Number: L23417
Account: 4765 ARCADIS - FOSTER AFB
Project: 06262044.0000

Axys ID versus Client Sample Identification		Received	Due	PR
L23417-6		29-MAY-15		
	Storage: -80, Freezer P, top compartment			
302 Day 5 16-MAY-15 00:00	Project #: 06262044.0000			
Urine	HOLD	:		USD
ANY	SAMPLE RECEIPT	1	: 15 mL vial plastic	USD
L23417-7		29-MAY-15		
	Storage: -80, Freezer P, top compartment			
401 Day 5 16-MAY-15 00:00	Project #: 06262044.0000			
Urine	HOLD	:		USD
ANY	SAMPLE RECEIPT	1	: 15 mL vial plastic	USD
L23417-8		29-MAY-15		
	Storage: -80, Freezer P, top compartment			
402 Day 5 16-MAY-15 00:00	Project #: 06262044.0000			
Urine	HOLD	:		USD
ANY	SAMPLE RECEIPT	1	: 15 mL vial plastic	USD
L23417-9		29-MAY-15		
	Storage: -80, Freezer P, top compartment			
501 Day 5 16-MAY-15 00:00	Project #: 06262044.0000			
Urine	HOLD	:		USD
ANY	SAMPLE RECEIPT	1	: 15 mL vial plastic	USD
L23417-10		29-MAY-15		
	Storage: -80, Freezer P, top compartment			
502 Day 5 16-MAY-15 00:00	Project #: 06262044.0000			
Urine	HOLD	:		USD
ANY	SAMPLE RECEIPT	1	: 15 mL vial plastic	USD

AXYS

AXYS Analytical Services Ltd.

Login Chain of Custody Report (In01)

Jul. 08, 2015
12:27 PM

Login Number: L23417
Account: 4765 ARCADIS - FOSTER AFB
Project: 06262044.0000

Axys ID versus Client Sample Identification		Received	Due	PR
L23417-11		29-MAY-15		
	Storage: -80, Freezer P, top compartment			
601 Day 5				
16-MAY-15 00:00	Project #: 06262044.0000			
Urine	HOLD		:	USD
ANY	SAMPLE RECEIPT	1	: 15 mL vial plastic	USD
L23417-12		29-MAY-15		
	Storage: -80, Freezer P, top compartment			
602 Day 5				
16-MAY-15 00:00	Project #: 06262044.0000			
Urine	HOLD		:	USD
ANY	SAMPLE RECEIPT	1	: 15 mL vial plastic	USD
L23417-13		29-MAY-15		
	Storage: -80, Freezer P, top compartment			
701 Day 5				
16-MAY-15 00:00	Project #: 06262044.0000			
Urine	HOLD		:	USD
ANY	SAMPLE RECEIPT	1	: 15 mL vial plastic	USD
L23417-14		29-MAY-15		
	Storage: -80, Freezer P, top compartment			
702 Day 5				
16-MAY-15 00:00	Project #: 06262044.0000			
Urine	HOLD		:	USD
ANY	SAMPLE RECEIPT	1	: 15 mL vial plastic	USD
L23417-15		29-MAY-15		
	Storage: -80, Freezer P, top compartment			
801 Day 5				
16-MAY-15 00:00	Project #: 06262044.0000			
Urine	HOLD		:	USD
ANY	SAMPLE RECEIPT	2	: 15 mL vial plastic	USD

AXYS

AXYS Analytical Services Ltd.

Login Chain of Custody Report (ln01)

Jul. 08, 2015
12:27 PM

Login Number: L23417
Account: 4765 ARCADIS - FOSTER AFB
Project: 06262044.0000

Axys ID versus Client Sample Identification		Received	Due	PR
L23417-16		29-MAY-15		
	Storage: -80, Freezer P, top compartment			
802 Day 5				
16-MAY-15 00:00	Project #: 06262044.0000			
Urine	HOLD		:	USD
ANY	SAMPLE RECEIPT	2	: 15 mL vial plastic	USD
L23417-17		29-MAY-15		
	Storage: -80, Freezer P, top compartment			
901 Day 5				
16-MAY-15 00:00	Project #: 06262044.0000			
Urine	HOLD		:	USD
ANY	SAMPLE RECEIPT	1	: 15 mL vial plastic	USD
L23417-18		29-MAY-15		
	Storage: -80, Freezer P, top compartment			
902 Day 5				
16-MAY-15 00:00	Project #: 06262044.0000			
Urine	HOLD		:	USD
ANY	SAMPLE RECEIPT	1	: 15 mL vial plastic	USD
L23417-19		29-MAY-15		
	Storage: -80, Freezer P, top compartment			
1001 Day 5				
16-MAY-15 00:00	Project #: 06262044.0000			
Urine	HOLD		:	USD
ANY	SAMPLE RECEIPT	3	: 15 mL vial plastic	USD
L23417-20		29-MAY-15		
	Storage: -80, Freezer P, top compartment			
1002 Day 5				
16-MAY-15 00:00	Project #: 06262044.0000			
Urine	HOLD		:	USD
ANY	SAMPLE RECEIPT	2	: 15 mL vial plastic	USD

AXYS

AXYS Analytical Services Ltd.

Login Chain of Custody Report (In01)

Jul. 08, 2015
12:27 PM

Login Number: L23417
Account: 4765 ARCADIS - FOSTER AFB
Project: 06262044.0000

Axys ID versus Client Sample Identification		Received	Due	PR
L23417-21		29-MAY-15		
	Storage: -80, Freezer P, top compartment			
1101 Day 5				
16-MAY-15 00:00	Project #: 06262044.0000			
Urine	HOLD		:	USD
ANY	SAMPLE RECEIPT	1	: 15 mL vial plastic	USD
L23417-22		29-MAY-15		
	Storage: -80, Freezer P, top compartment			
1102 Day 5				
16-MAY-15 00:00	Project #: 06262044.0000			
Urine	HOLD		:	USD
ANY	SAMPLE RECEIPT	1	: 15 mL vial plastic	USD
L23417-23		29-MAY-15		
	Storage: -80, Freezer P, top compartment			
1201 Day 5				
16-MAY-15 00:00	Project #: 06262044.0000			
Urine	HOLD		:	USD
ANY	SAMPLE RECEIPT	1	: 15 mL vial plastic	USD
L23417-24		29-MAY-15		
	Storage: -80, Freezer P, top compartment			
1202 Day 5				
16-MAY-15 00:00	Project #: 06262044.0000			
Urine	HOLD		:	USD
ANY	SAMPLE RECEIPT	1	: 15 mL vial plastic	USD

AXYS

AXYS Analytical Services Ltd.

Login Chain of Custody Report (ln01)

Jul. 08, 2015
12:28 PM

Login Number: L23418
Account: 4765 ARCADIS - FOSTER AFB
Project: 06262044.0000

Axys ID versus Client Sample Identification		Received	Due	PR
L23418-1		29-MAY-15		
	Storage: -80, Freezer P, top compartment			
101 Day 6 17-MAY-15 00:00	Project #: 06262044.0000			
Urine	HOLD		:	USD
ANY	SAMPLE RECEIPT	1	: 15 mL vial plastic	USD
L23418-2		29-MAY-15		
	Storage: -80, Freezer P, top compartment			
102 Day 6 17-MAY-15 00:00	Project #: 06262044.0000			
Urine	HOLD		:	USD
ANY	SAMPLE RECEIPT	1	: 15 mL vial plastic	USD
L23418-3		29-MAY-15		
	Storage: -80, Freezer P, top compartment			
201 Day 6 17-MAY-15 00:00	Project #: 06262044.0000			
Urine	HOLD		:	USD
ANY	SAMPLE RECEIPT	1	: 15 mL vial plastic	USD
L23418-4		29-MAY-15		
	Storage: -80, Freezer P, top compartment			
202 Day 6 17-MAY-15 00:00	Project #: 06262044.0000			
Urine	HOLD		:	USD
ANY	SAMPLE RECEIPT	1	: 15 mL vial plastic	USD
L23418-5		29-MAY-15		
	Storage: -80, Freezer P, top compartment			
301 Day 6 17-MAY-15 00:00	Project #: 06262044.0000			
Urine	HOLD		:	USD
ANY	SAMPLE RECEIPT	1	: 15 mL vial plastic	USD

AXYS

AXYS Analytical Services Ltd.

Login Chain of Custody Report (ln01)

Jul. 08, 2015
12:28 PM

Login Number: L23418
Account: 4765 ARCADIS - FOSTER AFB
Project: 06262044.0000

Axys ID versus Client Sample Identification		**Received**	**Due**	**PR**
L23418-6		29-MAY-15		
	Storage: -80, Freezer P, top compartment			
302 Day 6				
17-MAY-15 00:00	Project #: 06262044.0000			
Urine	HOLD	:		USD
ANY	SAMPLE RECEIPT	1	: 15 mL vial plastic	USD
L23418-7		29-MAY-15		
	Storage: -80, Freezer P, top compartment			
401 Day 6				
17-MAY-15 00:00	Project #: 06262044.0000			
Urine	HOLD	:		USD
ANY	SAMPLE RECEIPT	1	: 15 mL vial plastic	USD
L23418-8		29-MAY-15		
	Storage: -80, Freezer P, top compartment			
402 Day 6				
17-MAY-15 00:00	Project #: 06262044.0000			
Urine	HOLD	:		USD
ANY	SAMPLE RECEIPT	1	: 15 mL vial plastic	USD
L23418-9		29-MAY-15		
	Storage: -80, Freezer P, top compartment			
501 Day 6				
17-MAY-15 00:00	Project #: 06262044.0000			
Urine	HOLD	:		USD
ANY	SAMPLE RECEIPT	1	: 15 mL vial plastic	USD
L23418-10		29-MAY-15		
	Storage: -80, Freezer P, top compartment			
502 Day 6				
17-MAY-15 00:00	Project #: 06262044.0000			
Urine	HOLD	:		USD
ANY	SAMPLE RECEIPT	1	: 15 mL vial plastic	USD

AXYS

AXYS Analytical Services Ltd.

Login Chain of Custody Report (ln01)

Jul. 08, 2015

12:28 PM

Login Number: L23418
Account: 4765 ARCADIS - FOSTER AFB
Project: 06262044.0000

Axys ID versus Client Sample Identification		Received	Due	PR
L23418-11		29-MAY-15		
	Storage: -80, Freezer P, top compartment			
601 Day 6				
17-MAY-15 00:00	Project #: 06262044.0000			
Urine	HOLD	:		USD
ANY	SAMPLE RECEIPT	1	: 15 mL vial plastic	USD
L23418-12		29-MAY-15		
	Storage: -80, Freezer P, top compartment			
602 Day 6				
17-MAY-15 00:00	Project #: 06262044.0000			
Urine	HOLD	:		USD
ANY	SAMPLE RECEIPT	1	: 15 mL vial plastic	USD
L23418-13		29-MAY-15		
	Storage: -80, Freezer P, top compartment			
701 Day 6				
17-MAY-15 00:00	Project #: 06262044.0000			
Urine	HOLD	:		USD
ANY	SAMPLE RECEIPT	1	: 15 mL vial plastic	USD
L23418-14		29-MAY-15		
	Storage: -80, Freezer P, top compartment			
702 Day 6				
17-MAY-15 00:00	Project #: 06262044.0000			
Urine	HOLD	:		USD
ANY	SAMPLE RECEIPT	1	: 15 mL vial plastic	USD
L23418-15		29-MAY-15		
	Storage: -80, Freezer P, top compartment			
801 Day 6				
17-MAY-15 00:00	Project #: 06262044.0000			
Urine	HOLD	:		USD
ANY	SAMPLE RECEIPT	1	: 15 mL vial plastic	USD

AXYS

AXYS Analytical Services Ltd.

Login Chain of Custody Report (ln01)

Jul. 08, 2015

12:28 PM

Login Number: L23418

Account: 4765 ARCADIS - FOSTER AFB

Project: 06262044.0000

Axys ID versus Client Sample Identification		Received	Due	PR
L23418-16		29-MAY-15		
	Storage: -80, Freezer P, top compartment			
802 Day 6				
17-MAY-15 00:00	Project #: 06262044.0000			
Urine	HOLD		:	USD
ANY	SAMPLE RECEIPT	1	: 15 mL vial plastic	USD
L23418-17		29-MAY-15		
	Storage: -80, Freezer P, top compartment			
901 Day 6				
17-MAY-15 00:00	Project #: 06262044.0000			
Urine	HOLD		:	USD
ANY	SAMPLE RECEIPT	1	: 15 mL vial plastic	USD
L23418-18		29-MAY-15		
	Storage: -80, Freezer P, top compartment			
902 Day 6				
17-MAY-15 00:00	Project #: 06262044.0000			
Urine	HOLD		:	USD
ANY	SAMPLE RECEIPT	1	: 15 mL vial plastic	USD
L23418-19		29-MAY-15		
	Storage: -80, Freezer P, top compartment			
1001 Day 6				
17-MAY-15 00:00	Project #: 06262044.0000			
Urine	HOLD		:	USD
ANY	SAMPLE RECEIPT	1	: 15 mL vial plastic	USD
L23418-20		29-MAY-15		
	Storage: -80, Freezer P, top compartment			
1002 Day 6				
17-MAY-15 00:00	Project #: 06262044.0000			
Urine	HOLD		:	USD
ANY	SAMPLE RECEIPT	1	: 15 mL vial plastic	USD

AXYS

AXYS Analytical Services Ltd.

Login Chain of Custody Report (ln01)

Jul. 08, 2015
12:28 PM

Login Number: L23418
Account: 4765 ARCADIS - FOSTER AFB
Project: 06262044.0000

Axys ID versus Client Sample Identification		Received	Due	PR
L23418-21		29-MAY-15		
	Storage: -80, Freezer P, top compartment			
1101 Day 6 17-MAY-15 00:00	Project #: 06262044.0000			
Urine	HOLD		:	USD
ANY	SAMPLE RECEIPT	1	: 15 mL vial plastic	USD
L23418-22		29-MAY-15		
	Storage: -80, Freezer P, top compartment			
1102 Day 6 17-MAY-15 00:00	Project #: 06262044.0000			
Urine	HOLD		:	USD
ANY	SAMPLE RECEIPT	1	: 15 mL vial plastic	USD
L23418-23		29-MAY-15		
	Storage: -80, Freezer P, top compartment			
1201 Day 6 17-MAY-15 00:00	Project #: 06262044.0000			
Urine	HOLD		:	USD
ANY	SAMPLE RECEIPT	1	: 15 mL vial plastic	USD
L23418-24		29-MAY-15		
	Storage: -80, Freezer P, top compartment			
1202 Day 6 17-MAY-15 00:00	Project #: 06262044.0000			
Urine	HOLD		:	USD
ANY	SAMPLE RECEIPT	1	: 15 mL vial plastic	USD

AXYS

AXYS Analytical Services Ltd.

Login Chain of Custody Report (In01)

Jul. 08, 2015
12:28 PM

Login Number: L23419
Account: 4765 ARCADIS - FOSTER AFB
Project: 06262044.0000

Axys ID versus Client Sample Identification		**Received**	**Due**	**PR**
L23419-1		29-MAY-15		
	Storage: -80, Freezer P, top compartment			
101 Day 9 20-MAY-15 00:00	Project #: 06262044.0000			
Urine	HOLD		:	USD
ANY	SAMPLE RECEIPT	1	: 15 mL vial plastic	USD
L23419-2		29-MAY-15		
	Storage: -80, Freezer P, top compartment			
102 Day 9 20-MAY-15 00:00	Project #: 06262044.0000			
Urine	HOLD		:	USD
ANY	SAMPLE RECEIPT	1	: 15 mL vial plastic	USD
L23419-3		29-MAY-15		
	Storage: -80, Freezer P, top compartment			
201 Day 9 20-MAY-15 00:00	Project #: 06262044.0000			
Urine	HOLD		:	USD
ANY	SAMPLE RECEIPT	1	: 15 mL vial plastic	USD
L23419-4		29-MAY-15		
	Storage: -80, Freezer P, top compartment			
202 Day 9 20-MAY-15 00:00	Project #: 06262044.0000			
Urine	HOLD		:	USD
ANY	SAMPLE RECEIPT	1	: 15 mL vial plastic	USD
L23419-5		29-MAY-15		
	Storage: -80, Freezer P, top compartment			
301 Day 9 20-MAY-15 00:00	Project #: 06262044.0000			
Urine	HOLD		:	USD
ANY	SAMPLE RECEIPT	1	: 15 mL vial plastic	USD

AXYS

AXYS Analytical Services Ltd.

Login Chain of Custody Report (ln01)

Jul. 08, 2015

12:28 PM

Login Number: L23419

Account: 4765 ARCADIS - FOSTER AFB

Project: 06262044.0000

Axys ID versus Client Sample Identification		Received	Due	PR
L23419-6		29-MAY-15		
	Storage: -80, Freezer P, top compartment			
302 Day 9				
20-MAY-15 00:00	Project #: 06262044.0000			
Urine	HOLD	:		USD
ANY	SAMPLE RECEIPT	1	: 15 mL vial plastic	USD
L23419-7		29-MAY-15		
	Storage: -80, Freezer P, top compartment			
401 Day 9				
20-MAY-15 00:00	Project #: 06262044.0000			
Urine	HOLD	:		USD
ANY	SAMPLE RECEIPT	1	: 15 mL vial plastic	USD
L23419-8		29-MAY-15		
	Storage: -80, Freezer P, top compartment			
402 Day 9				
20-MAY-15 00:00	Project #: 06262044.0000			
Urine	HOLD	:		USD
ANY	SAMPLE RECEIPT	1	: 15 mL vial plastic	USD
L23419-9		29-MAY-15		
	Storage: -80, Freezer P, top compartment			
501 Day 9				
20-MAY-15 00:00	Project #: 06262044.0000			
Urine	HOLD	:		USD
ANY	SAMPLE RECEIPT	1	: 15 mL vial plastic	USD
L23419-10		29-MAY-15		
	Storage: -80, Freezer P, top compartment			
502 Day 9				
20-MAY-15 00:00	Project #: 06262044.0000			
Urine	HOLD	:		USD
ANY	SAMPLE RECEIPT	1	: 15 mL vial plastic	USD

AXYS

AXYS Analytical Services Ltd.

Login Chain of Custody Report (ln01)

Jul. 08, 2015

12:28 PM

Login Number: L23419

Account: 4765 ARCADIS - FOSTER AFB

Project: 06262044.0000

Axys ID versus Client Sample Identification		**Received**	**Due**	**PR**
L23419-11		29-MAY-15		
	Storage: -80, Freezer P, top compartment			
601 Day 9 20-MAY-15 00:00	Project #: 06262044.0000			
Urine	HOLD	:		USD
ANY	SAMPLE RECEIPT	1	: 15 mL vial plastic	USD
L23419-12		29-MAY-15		
	Storage: -80, Freezer P, top compartment			
602 Day 9 20-MAY-15 00:00	Project #: 06262044.0000			
Urine	HOLD	:		USD
ANY	SAMPLE RECEIPT	1	: 15 mL vial plastic	USD
L23419-13		29-MAY-15		
	Storage: -80, Freezer P, top compartment			
701 Day 9 20-MAY-15 00:00	Project #: 06262044.0000			
Urine	HOLD	:		USD
ANY	SAMPLE RECEIPT	1	: 15 mL vial plastic	USD
L23419-14		29-MAY-15		
	Storage: -80, Freezer P, top compartment			
702 Day 9 20-MAY-15 00:00	Project #: 06262044.0000			
Urine	HOLD	:		USD
ANY	SAMPLE RECEIPT	1	: 15 mL vial plastic	USD
L23419-15		29-MAY-15		
	Storage: -80, Freezer P, top compartment			
801 Day 9 20-MAY-15 00:00	Project #: 06262044.0000			
Urine	HOLD	:		USD
ANY	SAMPLE RECEIPT	1	: 15 mL vial plastic	USD

AXYS

AXYS Analytical Services Ltd.

Login Chain of Custody Report (ln01)

Jul. 08, 2015
12:28 PM

Login Number: L23419
Account: 4765 ARCADIS - FOSTER AFB
Project: 06262044.0000

Axys ID versus Client Sample Identification		**Received**	**Due**	**PR**
L23419-16		29-MAY-15		
	Storage: -80, Freezer P, top compartment			
802 Day 9				
20-MAY-15 00:00	Project #: 06262044.0000			
Urine	HOLD	:		USD
ANY	SAMPLE RECEIPT	1	: 15 mL vial plastic	USD
L23419-17		29-MAY-15		
	Storage: -80, Freezer P, top compartment			
901 Day 9				
20-MAY-15 00:00	Project #: 06262044.0000			
Urine	HOLD	:		USD
ANY	SAMPLE RECEIPT	1	: 15 mL vial plastic	USD
L23419-18		29-MAY-15		
	Storage: -80, Freezer P, top compartment			
902 Day 9				
20-MAY-15 00:00	Project #: 06262044.0000			
Urine	HOLD	:		USD
ANY	SAMPLE RECEIPT	1	: 15 mL vial plastic	USD
L23419-19		29-MAY-15		
	Storage: -80, Freezer P, top compartment			
1001 Day 9				
20-MAY-15 00:00	Project #: 06262044.0000			
Urine	HOLD	:		USD
ANY	SAMPLE RECEIPT	3	: 15 mL vial plastic	USD
L23419-20		29-MAY-15		
	Storage: -80, Freezer P, top compartment			
1002 Day 9				
20-MAY-15 00:00	Project #: 06262044.0000			
Urine	HOLD	:		USD
ANY	SAMPLE RECEIPT	1	: 15 mL vial plastic	USD

AXYS

AXYS Analytical Services Ltd.

Login Chain of Custody Report (ln01)

Jul. 08, 2015

12:28 PM

Login Number: L23419

Account: 4765 ARCADIS - FOSTER AFB

Project: 06262044.0000

Axys ID versus Client Sample Identification		Received	Due	PR
L23419-21		29-MAY-15		
	Storage: -80, Freezer P, top compartment			
1101 Day 9 20-MAY-15 00:00	Project #: 06262044.0000			
Urine	HOLD		:	USD
ANY	SAMPLE RECEIPT	1	: 15 mL vial plastic	USD
L23419-22		29-MAY-15		
	Storage: -80, Freezer P, top compartment			
1102 Day 9 20-MAY-15 00:00	Project #: 06262044.0000			
Urine	HOLD		:	USD
ANY	SAMPLE RECEIPT	1	: 15 mL vial plastic	USD
L23419-23		29-MAY-15		
	Storage: -80, Freezer P, top compartment			
1201 Day 9 20-MAY-15 00:00	Project #: 06262044.0000			
Urine	HOLD		:	USD
ANY	SAMPLE RECEIPT	1	: 15 mL vial plastic	USD
L23419-24		29-MAY-15		
	Storage: -80, Freezer P, top compartment			
1202 Day 9 20-MAY-15 00:00	Project #: 06262044.0000			
Urine	HOLD		:	USD
ANY	SAMPLE RECEIPT	1	: 15 mL vial plastic	USD

AXYS

AXYS Analytical Services Ltd.

Login Chain of Custody Report (ln01)

Jul. 08, 2015
12:29 PM

Login Number: L23420
Account: 4765 ARCADIS - FOSTER AFB
Project: 06262044.0000

Axys ID versus Client Sample Identification		Received	Due	PR
L23420-1		29-MAY-15		
	Storage: -80, Freezer P, top compartment			
101 Day 10				
21-MAY-15 00:00	Project #: 06262044.0000			
Urine	HOLD		:	USD
ANY	SAMPLE RECEIPT	1	: 15 mL vial plastic	USD
L23420-2		29-MAY-15		
	Storage: -80, Freezer P, top compartment			
102 Day 10				
21-MAY-15 00:00	Project #: 06262044.0000			
Urine	HOLD		:	USD
ANY	SAMPLE RECEIPT	1	: 15 mL vial plastic	USD
L23420-3		29-MAY-15		
	Storage: -80, Freezer P, top compartment			
201 Day 10				
21-MAY-15 00:00	Project #: 06262044.0000			
Urine	HOLD		:	USD
ANY	SAMPLE RECEIPT	1	: 15 mL vial plastic	USD
L23420-4		29-MAY-15		
	Storage: -80, Freezer P, top compartment			
202 Day 10				
21-MAY-15 00:00	Project #: 06262044.0000			
Urine	HOLD		:	USD
ANY	SAMPLE RECEIPT	1	: 15 mL vial plastic	USD
L23420-5		29-MAY-15		
	Storage: -80, Freezer P, top compartment			
301 Day 10				
21-MAY-15 00:00	Project #: 06262044.0000			
Urine	HOLD		:	USD
ANY	SAMPLE RECEIPT	1	: 15 mL vial plastic	USD

AXYS

AXYS Analytical Services Ltd.

Login Chain of Custody Report (ln01)

Jul. 08, 2015
12:29 PM

Login Number: L23420
Account: 4765 ARCADIS - FOSTER AFB
Project: 06262044.0000

Axys ID versus Client Sample Identification		**Received**	**Due**	**PR**
L23420-6		29-MAY-15		
	Storage: -80, Freezer P, top compartment			
302 Day 10 21-MAY-15 00:00	Project #: 06262044.0000			
Urine	HOLD	:		USD
ANY	SAMPLE RECEIPT	1	: 15 mL vial plastic	USD
L23420-7		29-MAY-15		
	Storage: -80, Freezer P, top compartment			
401 Day 10 21-MAY-15 00:00	Project #: 06262044.0000			
Urine	HOLD	:		USD
ANY	SAMPLE RECEIPT	1	: 15 mL vial plastic	USD
L23420-8		29-MAY-15		
	Storage: -80, Freezer P, top compartment			
402 Day 10 21-MAY-15 00:00	Project #: 06262044.0000			
Urine	HOLD	:		USD
ANY	SAMPLE RECEIPT	1	: 15 mL vial plastic	USD
L23420-9		29-MAY-15		
	Storage: -80, Freezer P, top compartment			
501 Day 10 21-MAY-15 00:00	Project #: 06262044.0000			
Urine	HOLD	:		USD
ANY	SAMPLE RECEIPT	1	: 15 mL vial plastic	USD
L23420-10		29-MAY-15		
	Storage: -80, Freezer P, top compartment			
502 Day 10 21-MAY-15 00:00	Project #: 06262044.0000			
Urine	HOLD	:		USD
ANY	SAMPLE RECEIPT	1	: 15 mL vial plastic	USD

AXYS

AXYS Analytical Services Ltd.

Login Chain of Custody Report (ln01)

Jul. 08, 2015
12:29 PM

Login Number: L23420
Account: 4765 ARCADIS - FOSTER AFB
Project: 06262044.0000

Axys ID versus Client Sample Identification		Received	Due	PR
L23420-11		29-MAY-15		
	Storage: -80, Freezer P, top compartment			
601 Day 10				
21-MAY-15 00:00	Project #: 06262044.0000			
Urine	HOLD		:	USD
ANY	SAMPLE RECEIPT	1	: 15 mL vial plastic	USD
L23420-12		29-MAY-15		
	Storage: -80, Freezer P, top compartment			
602 Day 10				
21-MAY-15 00:00	Project #: 06262044.0000			
Urine	HOLD		:	USD
ANY	SAMPLE RECEIPT	1	: 15 mL vial plastic	USD
L23420-13		29-MAY-15		
	Storage: -80, Freezer P, top compartment			
701 Day 10				
21-MAY-15 00:00	Project #: 06262044.0000			
Urine	HOLD		:	USD
ANY	SAMPLE RECEIPT	1	: 15 mL vial plastic	USD
L23420-14		29-MAY-15		
	Storage: -80, Freezer P, top compartment			
702 Day 10				
21-MAY-15 00:00	Project #: 06262044.0000			
Urine	HOLD		:	USD
ANY	SAMPLE RECEIPT	1	: 15 mL vial plastic	USD
L23420-15		29-MAY-15		
	Storage: -80, Freezer P, top compartment			
801 Day 10				
21-MAY-15 00:00	Project #: 06262044.0000			
Urine	HOLD		:	USD
ANY	SAMPLE RECEIPT	1	: 15 mL vial plastic	USD

AXYS

AXYS Analytical Services Ltd.

Login Chain of Custody Report (ln01)

Jul. 08, 2015
12:29 PM

Login Number: L23420
Account: 4765 ARCADIS - FOSTER AFB
Project: 06262044.0000

Axys ID versus Client Sample Identification		Received	Due	PR
L23420-16		29-MAY-15		
	Storage: -80, Freezer P, top compartment			
802 Day 10				
21-MAY-15 00:00	Project #: 06262044.0000			
Urine	HOLD	:		USD
ANY	SAMPLE RECEIPT	2	: 15 mL vial plastic	USD
L23420-17		29-MAY-15		
	Storage: -80, Freezer P, top compartment			
901 Day 10				
21-MAY-15 00:00	Project #: 06262044.0000			
Urine	HOLD	:		USD
ANY	SAMPLE RECEIPT	1	: 15 mL vial plastic	USD
L23420-18		29-MAY-15		
	Storage: -80, Freezer P, top compartment			
902 Day 10				
21-MAY-15 00:00	Project #: 06262044.0000			
Urine	HOLD	:		USD
ANY	SAMPLE RECEIPT	1	: 15 mL vial plastic	USD
L23420-19		29-MAY-15		
	Storage: -80, Freezer P, top compartment			
1001 Day 10				
21-MAY-15 00:00	Project #: 06262044.0000			
Urine	HOLD	:		USD
ANY	SAMPLE RECEIPT	2	: 15 mL vial plastic	USD
L23420-20		29-MAY-15		
	Storage: -80, Freezer P, top compartment			
1002 Day 10				
21-MAY-15 00:00	Project #: 06262044.0000			
Urine	HOLD	:		USD
ANY	SAMPLE RECEIPT	2	: 15 mL vial plastic	USD

AXYS

AXYS Analytical Services Ltd.

Login Chain of Custody Report (ln01)

Jul. 08, 2015
12:29 PM

Login Number: L23420
Account: 4765 ARCADIS - FOSTER AFB
Project: 06262044.0000

Axys ID versus Client Sample Identification		**Received**	**Due**	**PR**
L23420-21		29-MAY-15		
	Storage: -80, Freezer P, top compartment			
1101 Day 10				
21-MAY-15 00:00	Project #: 06262044.0000			
Urine	HOLD	:		USD
ANY	SAMPLE RECEIPT	1	: 15 mL vial plastic	USD
L23420-22		29-MAY-15		
	Storage: -80, Freezer P, top compartment			
1102 Day 10				
21-MAY-15 00:00	Project #: 06262044.0000			
Urine	HOLD	:		USD
ANY	SAMPLE RECEIPT	1	: 15 mL vial plastic	USD
L23420-23		29-MAY-15		
	Storage: -80, Freezer P, top compartment			
1201 Day 10				
21-MAY-15 00:00	Project #: 06262044.0000			
Urine	HOLD	:		USD
ANY	SAMPLE RECEIPT	1	: 15 mL vial plastic	USD
L23420-24		29-MAY-15		
	Storage: -80, Freezer P, top compartment			
1202 Day 10				
21-MAY-15 00:00	Project #: 06262044.0000			
Urine	HOLD	:		USD
ANY	SAMPLE RECEIPT	1	: 15 mL vial plastic	USD

AXYS

AXYS Analytical Services Ltd.

Login Chain of Custody Report (ln01)

Jul. 08, 2015
12:29 PM

Login Number: L23421
Account: 4765 ARCADIS - FOSTER AFB
Project: 06262044.0000

Axys ID versus Client Sample Identification		Received	Due	PR
L23421-1		29-MAY-15		
	Storage: -80, Freezer P, top compartment			
101 Day 11				
22-MAY-15 00:00	Project #: 06262044.0000			
Urine	HOLD		:	USD
ANY	SAMPLE RECEIPT	1	: 15 mL vial plastic	USD
L23421-2		29-MAY-15		
	Storage: -80, Freezer P, top compartment			
102 Day 11				
22-MAY-15 00:00	Project #: 06262044.0000			
Urine	HOLD		:	USD
ANY	SAMPLE RECEIPT	1	: 15 mL vial plastic	USD
L23421-3		29-MAY-15		
	Storage: -80, Freezer P, top compartment			
201 Day 11				
22-MAY-15 00:00	Project #: 06262044.0000			
Urine	HOLD		:	USD
ANY	SAMPLE RECEIPT	1	: 15 mL vial plastic	USD
L23421-4		29-MAY-15		
	Storage: -80, Freezer P, top compartment			
202 Day 11				
22-MAY-15 00:00	Project #: 06262044.0000			
Urine	HOLD		:	USD
ANY	SAMPLE RECEIPT	2	: 15 mL vial plastic	USD
L23421-5		29-MAY-15		
	Storage: -80, Freezer P, top compartment			
301 Day 11				
22-MAY-15 00:00	Project #: 06262044.0000			
Urine	HOLD		:	USD
ANY	SAMPLE RECEIPT	1	: 15 mL vial plastic	USD

AXYS

AXYS Analytical Services Ltd.

Login Chain of Custody Report (ln01)

Jul. 08, 2015
12:29 PM

Login Number: L23421
Account: 4765 ARCADIS - FOSTER AFB
Project: 06262044.0000

Axys ID versus Client Sample Identification		Received	Due	PR
L23421-6		29-MAY-15		
	Storage: -80, Freezer P, top compartment			
302 Day 11 22-MAY-15 00:00	Project #: 06262044.0000			
Urine	HOLD		:	USD
ANY	SAMPLE RECEIPT	1	: 15 mL vial plastic	USD
L23421-7		29-MAY-15		
	Storage: -80, Freezer P, top compartment			
401 Day 11 22-MAY-15 00:00	Project #: 06262044.0000			
Urine	HOLD		:	USD
ANY	SAMPLE RECEIPT	1	: 15 mL vial plastic	USD
L23421-8		29-MAY-15		
	Storage: -80, Freezer P, top compartment			
402 Day 11 22-MAY-15 00:00	Project #: 06262044.0000			
Urine	HOLD		:	USD
ANY	SAMPLE RECEIPT	1	: 15 mL vial plastic	USD
L23421-9		29-MAY-15		
	Storage: -80, Freezer P, top compartment			
501 Day 11 22-MAY-15 00:00	Project #: 06262044.0000			
Urine	HOLD		:	USD
ANY	SAMPLE RECEIPT	1	: 15 mL vial plastic	USD
L23421-10		29-MAY-15		
	Storage: -80, Freezer P, top compartment			
502 Day 11 22-MAY-15 00:00	Project #: 06262044.0000			
Urine	HOLD		:	USD
ANY	SAMPLE RECEIPT	1	: 15 mL vial plastic	USD

AXYS

AXYS Analytical Services Ltd.

Login Chain of Custody Report (ln01)

Jul. 08, 2015
12:29 PM

Login Number: L23421
Account: 4765 ARCADIS - FOSTER AFB
Project: 06262044.0000

Axys ID versus Client Sample Identification		**Received**	**Due**	**PR**
L23421-11		29-MAY-15		
	Storage: -80, Freezer P, top compartment			
601 Day 11 22-MAY-15 00:00	Project #: 06262044.0000			
Urine	HOLD	:		USD
ANY	SAMPLE RECEIPT	1	: 15 mL vial plastic	USD
L23421-12		29-MAY-15		
	Storage: -80, Freezer P, top compartment			
602 Day 11 22-MAY-15 00:00	Project #: 06262044.0000			
Urine	HOLD	:		USD
ANY	SAMPLE RECEIPT	1	: 15 mL vial plastic	USD
L23421-13		29-MAY-15		
	Storage: -80, Freezer P, top compartment			
701 Day 11 22-MAY-15 00:00	Project #: 06262044.0000			
Urine	HOLD	:		USD
ANY	SAMPLE RECEIPT	1	: 15 mL vial plastic	USD
L23421-14		29-MAY-15		
	Storage: -80, Freezer P, top compartment			
702 Day 11 22-MAY-15 00:00	Project #: 06262044.0000			
Urine	HOLD	:		USD
ANY	SAMPLE RECEIPT	1	: 15 mL vial plastic	USD
L23421-15		29-MAY-15		
	Storage: -80, Freezer P, top compartment			
801 Day 11 22-MAY-15 00:00	Project #: 06262044.0000			
Urine	HOLD	:		USD
ANY	SAMPLE RECEIPT	1	: 15 mL vial plastic	USD

AXYS

AXYS Analytical Services Ltd.

Login Chain of Custody Report (ln01)

Jul. 08, 2015
12:29 PM

Login Number: L23421
Account: 4765 ARCADIS - FOSTER AFB
Project: 06262044.0000

Axys ID versus Client Sample Identification		**Received**	**Due**	**PR**
L23421-16		29-MAY-15		
	Storage: -80, Freezer P, top compartment			
802 Day 11				
22-MAY-15 00:00	Project #: 06262044.0000			
Urine	HOLD	:		USD
ANY	SAMPLE RECEIPT	1	: 15 mL vial plastic	USD
L23421-17		29-MAY-15		
	Storage: -80, Freezer P, top compartment			
901 Day 11				
22-MAY-15 00:00	Project #: 06262044.0000			
Urine	HOLD	:		USD
ANY	SAMPLE RECEIPT	1	: 15 mL vial plastic	USD
L23421-18		29-MAY-15		
	Storage: -80, Freezer P, top compartment			
902 Day 11				
22-MAY-15 00:00	Project #: 06262044.0000			
Urine	HOLD	:		USD
ANY	SAMPLE RECEIPT	1	: 15 mL vial plastic	USD
L23421-19		29-MAY-15		
	Storage: -80, Freezer P, top compartment			
1001 Day 11				
22-MAY-15 00:00	Project #: 06262044.0000			
Urine	HOLD	:		USD
ANY	SAMPLE RECEIPT	1	: 15 mL vial plastic	USD
L23421-20		29-MAY-15		
	Storage: -80, Freezer P, top compartment			
1002 Day 11				
22-MAY-15 00:00	Project #: 06262044.0000			
Urine	HOLD	:		USD
ANY	SAMPLE RECEIPT	1	: 15 mL vial plastic	USD

AXYS

AXYS Analytical Services Ltd.

Login Chain of Custody Report (ln01)

Jul. 08, 2015
12:29 PM

Login Number: L23421
Account: 4765 ARCADIS - FOSTER AFB
Project: 06262044.0000

Axys ID versus Client Sample Identification		**Received**	**Due**	**PR**
L23421-21		29-MAY-15		
	Storage: -80, Freezer P, top compartment			
1101 Day 11 22-MAY-15 00:00	Project #: 06262044.0000			
Urine	HOLD	:		USD
ANY	SAMPLE RECEIPT	1	: 15 mL vial plastic	USD
L23421-22		29-MAY-15		
	Storage: -80, Freezer P, top compartment			
1102 Day 11 22-MAY-15 00:00	Project #: 06262044.0000			
Urine	HOLD	:		USD
ANY	SAMPLE RECEIPT	1	: 15 mL vial plastic	USD
L23421-23		29-MAY-15		
	Storage: -80, Freezer P, top compartment			
1201 Day 11 22-MAY-15 00:00	Project #: 06262044.0000			
Urine	HOLD	:		USD
ANY	SAMPLE RECEIPT	1	: 15 mL vial plastic	USD
L23421-24		29-MAY-15		
	Storage: -80, Freezer P, top compartment			
1202 Day 11 22-MAY-15 00:00	Project #: 06262044.0000			
Urine	HOLD	:		USD
ANY	SAMPLE RECEIPT	1	: 15 mL vial plastic	USD

AXYS

AXYS Analytical Services Ltd.

Login Chain of Custody Report (ln01)

Jul. 08, 2015
12:31 PM

Login Number: L23422
Account: 4765 ARCADIS - FOSTER AFB
Project: 06262044.0000

Axys ID versus Client Sample Identification		**Received**	**Due**	**PR**
L23422-1		29-MAY-15		
	Storage: -80, Freezer P, top compartment			
101 Day 12				
23-MAY-15 00:00	Project #: 06262044.0000			
Urine	HOLD		:	USD
ANY	SAMPLE RECEIPT	1	: 15 mL vial plastic	USD
L23422-2		29-MAY-15		
	Storage: -80, Freezer P, top compartment			
102 Day 12				
23-MAY-15 00:00	Project #: 06262044.0000			
Urine	HOLD		:	USD
ANY	SAMPLE RECEIPT	1	: 15 mL vial plastic	USD
L23422-3		29-MAY-15		
	Storage: -80, Freezer P, top compartment			
201 Day 12				
23-MAY-15 00:00	Project #: 06262044.0000			
Urine	HOLD		:	USD
ANY	SAMPLE RECEIPT	1	: 15 mL vial plastic	USD
L23422-4		29-MAY-15		
	Storage: -80, Freezer P, top compartment			
202 Day 12				
23-MAY-15 00:00	Project #: 06262044.0000			
Urine	HOLD		:	USD
ANY	SAMPLE RECEIPT	1	: 15 mL vial plastic	USD
L23422-5		29-MAY-15		
	Storage: -80, Freezer P, top compartment			
301 Day 12				
23-MAY-15 00:00	Project #: 06262044.0000			
Urine	HOLD		:	USD
ANY	SAMPLE RECEIPT	1	: 15 mL vial plastic	USD

AXYS

AXYS Analytical Services Ltd.

Login Chain of Custody Report (ln01)

Jul. 08, 2015
12:31 PM

Login Number: L23422
Account: 4765 ARCADIS - FOSTER AFB
Project: 06262044.0000

Axys ID versus Client Sample Identification		**Received**	**Due**	**PR**
L23422-6		29-MAY-15		
	Storage: -80, Freezer P, top compartment			
302 Day 12 23-MAY-15 00:00	Project #: 06262044.0000			
Urine	HOLD	:		USD
ANY	SAMPLE RECEIPT	1	: 15 mL vial plastic	USD
L23422-7		29-MAY-15		
	Storage: -80, Freezer P, top compartment			
401 Day 12 23-MAY-15 00:00	Project #: 06262044.0000			
Urine	HOLD	:		USD
ANY	SAMPLE RECEIPT	1	: 15 mL vial plastic	USD
L23422-8		29-MAY-15		
	Storage: -80, Freezer P, top compartment			
402 Day 12 23-MAY-15 00:00	Project #: 06262044.0000			
Urine	HOLD	:		USD
ANY	SAMPLE RECEIPT	1	: 15 mL vial plastic	USD
L23422-9		29-MAY-15		
	Storage: -80, Freezer P, top compartment			
501 Day 12 23-MAY-15 00:00	Project #: 06262044.0000			
Urine	HOLD	:		USD
ANY	SAMPLE RECEIPT	1	: 15 mL vial plastic	USD
L23422-10		29-MAY-15		
	Storage: -80, Freezer P, top compartment			
502 Day 12 23-MAY-15 00:00	Project #: 06262044.0000			
Urine	HOLD	:		USD
ANY	SAMPLE RECEIPT	1	: 15 mL vial plastic	USD

AXYS

AXYS Analytical Services Ltd.

Login Chain of Custody Report (ln01)

Jul. 08, 2015
12:31 PM

Login Number: L23422
Account: 4765 ARCADIS - FOSTER AFB
Project: 06262044.0000

Axys ID versus Client Sample Identification		**Received**	**Due**	**PR**
L23422-11		29-MAY-15		
	Storage: -80, Freezer P, top compartment			
601 Day 12				
23-MAY-15 00:00	Project #: 06262044.0000			
Urine	HOLD	:		USD
ANY	SAMPLE RECEIPT	1	: 15 mL vial plastic	USD
L23422-12		29-MAY-15		
	Storage: -80, Freezer P, top compartment			
602 Day 12				
23-MAY-15 00:00	Project #: 06262044.0000			
Urine	HOLD	:		USD
ANY	SAMPLE RECEIPT	1	: 15 mL vial plastic	USD
L23422-13		29-MAY-15		
	Storage: -80, Freezer P, top compartment			
701 Day 12				
23-MAY-15 00:00	Project #: 06262044.0000			
Urine	HOLD	:		USD
ANY	SAMPLE RECEIPT	1	: 15 mL vial plastic	USD
L23422-14		29-MAY-15		
	Storage: -80, Freezer P, top compartment			
702 Day 12				
23-MAY-15 00:00	Project #: 06262044.0000			
Urine	HOLD	:		USD
ANY	SAMPLE RECEIPT	1	: 15 mL vial plastic	USD
L23422-15		29-MAY-15		
	Storage: -80, Freezer P, top compartment			
801 Day 12				
23-MAY-15 00:00	Project #: 06262044.0000			
Urine	HOLD	:		USD
ANY	SAMPLE RECEIPT	1	: 15 mL vial plastic	USD

AXYS

AXYS Analytical Services Ltd.

Login Chain of Custody Report (ln01)

Jul. 08, 2015
12:31 PM

Login Number: L23422
Account: 4765 ARCADIS - FOSTER AFB
Project: 06262044.0000

Axys ID versus Client Sample Identification		Received	Due	PR
L23422-16		29-MAY-15		
	Storage: -80, Freezer P, top compartment			
802 Day 12				
23-MAY-15 00:00	Project #: 06262044.0000			
Urine	HOLD		:	USD
ANY	SAMPLE RECEIPT	1	: 15 mL vial plastic	USD
L23422-17		29-MAY-15		
	Storage: -80, Freezer P, top compartment			
901 Day 12				
23-MAY-15 00:00	Project #: 06262044.0000			
Urine	HOLD		:	USD
ANY	SAMPLE RECEIPT	1	: 15 mL vial plastic	USD
L23422-18		29-MAY-15		
	Storage: -80, Freezer P, top compartment			
902 Day 12				
23-MAY-15 00:00	Project #: 06262044.0000			
Urine	HOLD		:	USD
ANY	SAMPLE RECEIPT	1	: 15 mL vial plastic	USD
L23422-19		29-MAY-15		
	Storage: -80, Freezer P, top compartment			
1001 Day 12				
23-MAY-15 00:00	Project #: 06262044.0000			
Urine	HOLD		:	USD
ANY	SAMPLE RECEIPT	1	: 15 mL vial plastic	USD
L23422-20		29-MAY-15		
	Storage: -80, Freezer P, top compartment			
1002 Day 12				
23-MAY-15 00:00	Project #: 06262044.0000			
Urine	HOLD		:	USD
ANY	SAMPLE RECEIPT	1	: 15 mL vial plastic	USD

AXYS

AXYS Analytical Services Ltd.

Login Chain of Custody Report (ln01)

Jul. 08, 2015
12:31 PM

Login Number: L23422
Account: 4765 ARCADIS - FOSTER AFB
Project: 06262044.0000

Axys ID versus Client Sample Identification		**Received**	**Due**	**PR**
L23422-21		29-MAY-15		
	Storage: -80, Freezer P, top compartment			
1101 Day 12				
23-MAY-15 00:00	Project #: 06262044.0000			
Urine	HOLD		:	USD
ANY	SAMPLE RECEIPT	1	: 15 mL vial plastic	USD
L23422-22		29-MAY-15		
	Storage: -80, Freezer P, top compartment			
1102 Day 12				
23-MAY-15 00:00	Project #: 06262044.0000			
Urine	HOLD		:	USD
ANY	SAMPLE RECEIPT	1	: 15 mL vial plastic	USD
L23422-23		29-MAY-15		
	Storage: -80, Freezer P, top compartment			
1201 Day 12				
23-MAY-15 00:00	Project #: 06262044.0000			
Urine	HOLD		:	USD
ANY	SAMPLE RECEIPT	1	: 15 mL vial plastic	USD
L23422-24		29-MAY-15		
	Storage: -80, Freezer P, top compartment			
1202 Day 12				
23-MAY-15 00:00	Project #: 06262044.0000			
Urine	HOLD		:	USD
ANY	SAMPLE RECEIPT	1	: 15 mL vial plastic	USD

AXYS

AXYS Analytical Services Ltd.

Login Chain of Custody Report (ln01)

Jul. 08, 2015
12:31 PM

Login Number: L23423
Account: 4765 ARCADIS - FOSTER AFB
Project: 06262044.0000

Axys ID versus Client Sample Identification		Received	Due	PR
L23423-1		29-MAY-15		
	Storage: -80, Freezer P, top compartment			
101 Day 13				
24-MAY-15 00:00	Project #: 06262044.0000			
Urine	HOLD	:		USD
ANY	SAMPLE RECEIPT	1	: 15 mL vial plastic	USD
L23423-2		29-MAY-15		
	Storage: -80, Freezer P, top compartment			
102 Day 13				
24-MAY-15 00:00	Project #: 06262044.0000			
Urine	HOLD	:		USD
ANY	SAMPLE RECEIPT	1	: 15 mL vial plastic	USD
L23423-3		29-MAY-15		
	Storage: -80, Freezer P, top compartment			
201 Day 13				
24-MAY-15 00:00	Project #: 06262044.0000			
Urine	HOLD	:		USD
ANY	SAMPLE RECEIPT	1	: 15 mL vial plastic	USD
L23423-4		29-MAY-15		
	Storage: -80, Freezer P, top compartment			
202 Day 13				
24-MAY-15 00:00	Project #: 06262044.0000			
Urine	HOLD	:		USD
ANY	SAMPLE RECEIPT	1	: 15 mL vial plastic	USD
L23423-5		29-MAY-15		
	Storage: -80, Freezer P, top compartment			
301 Day 13				
24-MAY-15 00:00	Project #: 06262044.0000			
Urine	HOLD	:		USD
ANY	SAMPLE RECEIPT	1	: 15 mL vial plastic	USD

AXYS

AXYS Analytical Services Ltd.

Login Chain of Custody Report (ln01)

Jul. 08, 2015
12:31 PM

Login Number: L23423
Account: 4765 ARCADIS - FOSTER AFB
Project: 06262044.0000

Axys ID versus Client Sample Identification		Received	Due	PR
L23423-6		29-MAY-15		
	Storage: -80, Freezer P, top compartment			
302 Day 13				
24-MAY-15 00:00	Project #: 06262044.0000			
Urine	HOLD	:		USD
ANY	SAMPLE RECEIPT	1	: 15 mL vial plastic	USD
L23423-7		29-MAY-15		
	Storage: -80, Freezer P, top compartment			
401 Day 13				
24-MAY-15 00:00	Project #: 06262044.0000			
Urine	HOLD	:		USD
ANY	SAMPLE RECEIPT	1	: 15 mL vial plastic	USD
L23423-8		29-MAY-15		
	Storage: -80, Freezer P, top compartment			
402 Day 13				
24-MAY-15 00:00	Project #: 06262044.0000			
Urine	HOLD	:		USD
ANY	SAMPLE RECEIPT	1	: 15 mL vial plastic	USD
L23423-9		29-MAY-15		
	Storage: -80, Freezer P, top compartment			
501 Day 13				
24-MAY-15 00:00	Project #: 06262044.0000			
Urine	HOLD	:		USD
ANY	SAMPLE RECEIPT	1	: 15 mL vial plastic	USD
L23423-10		29-MAY-15		
	Storage: -80, Freezer P, top compartment			
502 Day 13				
24-MAY-15 00:00	Project #: 06262044.0000			
Urine	HOLD	:		USD
ANY	SAMPLE RECEIPT	1	: 15 mL vial plastic	USD

AXYS

AXYS Analytical Services Ltd.

Login Chain of Custody Report (In01)

Jul. 08, 2015

12:31 PM

Login Number: L23423

Account: 4765 ARCADIS - FOSTER AFB

Project: 06262044.0000

Axys ID versus Client Sample Identification		Received	Due	PR
L23423-11		29-MAY-15		
	Storage: -80, Freezer P, top compartment			
601 Day 13				
24-MAY-15 00:00	Project #: 06262044.0000			
Urine	HOLD	:		USD
ANY	SAMPLE RECEIPT	1	: 15 mL vial plastic	USD
L23423-12		29-MAY-15		
	Storage: -80, Freezer P, top compartment			
602 Day 13				
24-MAY-15 00:00	Project #: 06262044.0000			
Urine	HOLD	:		USD
ANY	SAMPLE RECEIPT	1	: 15 mL vial plastic	USD
L23423-13		29-MAY-15		
	Storage: -80, Freezer P, top compartment			
701 Day 13				
24-MAY-15 00:00	Project #: 06262044.0000			
Urine	HOLD	:		USD
ANY	SAMPLE RECEIPT	1	: 15 mL vial plastic	USD
L23423-14		29-MAY-15		
	Storage: -80, Freezer P, top compartment			
702 Day 13				
24-MAY-15 00:00	Project #: 06262044.0000			
Urine	HOLD	:		USD
ANY	SAMPLE RECEIPT	1	: 15 mL vial plastic	USD
L23423-15		29-MAY-15		
	Storage: -80, Freezer P, top compartment			
801 Day 13				
24-MAY-15 00:00	Project #: 06262044.0000			
Urine	HOLD	:		USD
ANY	SAMPLE RECEIPT	1	: 15 mL vial plastic	USD

AXYS

AXYS Analytical Services Ltd.

Login Chain of Custody Report (ln01)

Jul. 08, 2015

12:31 PM

Login Number: L23423

Account: 4765 ARCADIS - FOSTER AFB

Project: 06262044.0000

Axys ID versus Client Sample Identification		**Received**	**Due**	**PR**
L23423-16		29-MAY-15		
	Storage: -80, Freezer P, top compartment			
802 Day 13 24-MAY-15 00:00	Project #: 06262044.0000			
Urine	HOLD	:		USD
ANY	SAMPLE RECEIPT	1	: 15 mL vial plastic	USD
L23423-17		29-MAY-15		
	Storage: -80, Freezer P, top compartment			
901 Day 13 24-MAY-15 00:00	Project #: 06262044.0000			
Urine	HOLD	:		USD
ANY	SAMPLE RECEIPT	1	: 15 mL vial plastic	USD
L23423-18		29-MAY-15		
	Storage: -80, Freezer P, top compartment			
902 Day 13 24-MAY-15 00:00	Project #: 06262044.0000			
Urine	HOLD	:		USD
ANY	SAMPLE RECEIPT	1	: 15 mL vial plastic	USD
L23423-19		29-MAY-15		
	Storage: -80, Freezer P, top compartment			
1001 Day 13 24-MAY-15 00:00	Project #: 06262044.0000			
Urine	HOLD	:		USD
ANY	SAMPLE RECEIPT	1	: 15 mL vial plastic	USD
L23423-20		29-MAY-15		
	Storage: -80, Freezer P, top compartment			
1002 Day 13 24-MAY-15 00:00	Project #: 06262044.0000			
Urine	HOLD	:		USD
ANY	SAMPLE RECEIPT	1	: 15 mL vial plastic	USD

AXYS

AXYS Analytical Services Ltd.

Login Chain of Custody Report (ln01)

Jul. 08, 2015
12:31 PM

Login Number: L23423
Account: 4765 ARCADIS - FOSTER AFB
Project: 06262044.0000

Axys ID versus Client Sample Identification		**Received**	**Due**	**PR**
L23423-21		29-MAY-15		
	Storage: -80, Freezer P, top compartment			
1101 Day 13				
24-MAY-15 00:00	Project #: 06262044.0000			
Urine	HOLD		:	USD
ANY	SAMPLE RECEIPT	1	: 15 mL vial plastic	USD
L23423-22		29-MAY-15		
	Storage: -80, Freezer P, top compartment			
1102 Day 13				
24-MAY-15 00:00	Project #: 06262044.0000			
Urine	HOLD		:	USD
ANY	SAMPLE RECEIPT	1	: 15 mL vial plastic	USD
L23423-23		29-MAY-15		
	Storage: -80, Freezer P, top compartment			
1201 Day 13				
24-MAY-15 00:00	Project #: 06262044.0000			
Urine	HOLD		:	USD
ANY	SAMPLE RECEIPT	1	: 15 mL vial plastic	USD
L23423-24		29-MAY-15		
	Storage: -80, Freezer P, top compartment			
1202 Day 13				
24-MAY-15 00:00	Project #: 06262044.0000			
Urine	HOLD		:	USD
ANY	SAMPLE RECEIPT	1	: 15 mL vial plastic	USD

Sample Transfer 4765

Study Number: 031705
Interval: Day 2 - Day 15
Species: Mouse
Sample Type/Anticoagulant: Urine/ None
Study Director: Hawks
Storage Condition: set at: ≤-70°C (LS-FRZR-00050)
Transfer/Shipping Conditions: Frozen

Sample(s) Logged By/Date: 5-13-15 / 5-14-15
Sample(s) Transferred By/Date: 5-26-15
Sample(s) Received By/Date: 29MAY15 10:00
Samples(s) Inventoried By/Date:
Sample(s) Received Intact/Frozen: (Yes) / No (circle)

Box Number	Box Position	Animal Number	Group	Sex	Interval	Sample Logged(✓)	Inventoried (✓)
1	1	101	1	F	Day 2	✓	
1	2	102	1	F	Day 2	✓	
1	3	201	2	F	Day 2	✓	
1	4	202	2	F	Day 2	✓	
1	5	301	3	F	Day 2	✓	
1	6	302	3	F	Day 2	✓	
1	7	401	4	F	Day 2	✓	
1	8	402	4	F	Day 2	✓	
1	9	501	5	F	Day 2	✓	
1	10	502	5	F	Day 2	✓	
1	11	601	6	F	Day 2	✓	
1	12	602	6	F	Day 2	✓	
1	13	701	7	F	Day 2	✓	
1	14	702	7	F	Day 2	✓	
1	15	801	8	F	Day 2	✓	
1	16	802	8	F	Day 2	✓	
1	17	901	9	F	Day 2	✓	
1	18	902	9	F	Day 2	✓	
1	19	1001	10	F	Day 2	✓	
1	20	1002	10	F	Day 2	✓	
1	21	1101	11	F	Day 2	✓	
1	22	1102	11	F	Day 2	✓	
1	23	1201	12	F	Day 2	✓	
1	24	1202	12	F	Day 2	✓	
1	25	101	1	F	Day 3	✓	
1	26	102	1	F	Day 3	✓	
1	27	201	2	F	Day 3	✓	
1	28	202	2	F	Day 3	✓	
1	29	301	3	F	Day 3	✓	
1	30	302	3	F	Day 3	✓	
1	31	401	4	F	Day 3	✓	
1	32	402	4	F	Day 3	✓	
1	33	501	5	F	Day 3	✓	
1	34	502	5	F	Day 3	✓	
1	35	601	6	F	Day 3	✓	
1	36	602	6	F	Day 3	✓	
2	1	701	7	F	Day 3	✓	
2	2	702	7	F	Day 3	✓	
2	3	801	8	F	Day 3	✓	
2	4	802	8	F	Day 3	✓	

NS=No Sample

Sample Transfer 4765

Study Number: 031705
Interval: Day 2 - Day 15
Species: Mouse
Sample Type/Anticoagulant: Urine/ None
Study Director: Hawks
Storage Condition: set at: ≤-70°C (LS-FRZR-00050)
Transfer/Shipping Conditions: Frozen

Sample(s) Logged By/Date: JF 5/14/15 PMP 5-15-15
① NF 5/18/15
Sample(s) Transferred By/Date: JF 5-26-15
Sample(s) Received By/Date: Leon Hawks 29 MAY 15 10:00
Samples(s) Inventoried By/Date:
Sample(s) Received Intact/Frozen: Yes / No (circle)

Box Number	Box Position	Animal Number	Group	Sex	Interval	Sample Logged(✓)	Inventoried (✓)
2	5	901	9	F	Day 3	✓	
2	6	902	9	F	Day 3	✓	
2	7	1001	10	F	Day 3	✓	
2	8	1002	10	F	Day 3	✓	
2	9	1101	11	F	Day 3	✓	
2	10	1102	11	F	Day 3	✓	
2	11	1201	12	F	Day 3	✓	
2	12	1202	12	F	Day 3	✓	
2	13	101	1	F	Day 4	✓ ③	
2	14	102	1	F	Day 4	✓	
2	15	201	2	F	Day 4	✓	
2	16	202	2	F	Day 4	✓	
2	17	301	3	F	Day 4	✓	
2	18	302	3	F	Day 4	✓	
2	19	401	4	F	Day 4	✓	
2	20	402	4	F	Day 4	✓	
2	21	501	5	F	Day 4	✓	
2	22	502	5	F	Day 4	✓	
2	23	601	6	F	Day 4	✓	
2	24	602	6	F	Day 4	✓	
2	25	701	7	F	Day 4	✓	
2	26	702	7	F	Day 4	✓	
2	27	801	8	F	Day 4	✓	
2	28	802	8	F	Day 4	✓	
2	29	901	9	F	Day 4	✓	
2	30	902	9	F	Day 4	✓	
2	31	1001	10	F	Day 4	✓	
2	32	1002	10	F	Day 4	✓	
2	33	1101	11	F	Day 4	✓	
2	34	1102	11	F	Day 4	✓	
2	35	1201	12	F	Day 4	✓	
2	36	1202	12	F	Day 4	✓ ③	
3	1	101	1	F	Day 5 ②	✓ ①	
3	2	102	1	F	Day 5 ②	✓ ①	
3	3	201	2	F	Day 5 ②	✓ ①	
3	4	202	2	F	Day 5 ②	✓ ①	
3	5	301	3	F	Day 5 ②	✓ ①	
3	6	302	3	F	Day 5 ②	✓ ①	
3	7	401	4	F	Day 5 ②	✓ ①	
3	8	402	4	F	Day 5 ②	✓ ①	

NS=No Sample

① Sample logged by NF on 5/18/15 but collected on 5/16/15. NF 5/18/15
② Day 5 sample collected by NF and placed into tubes labeled for day 12 NF 5/18/15
③ To clarify, Day 4 samples received on 5-15-15 in tubes labeled Day 14 / PMP 5-2

Sample Transfer

4765

Study Number: 031705
Interval: Day 2 - Day 15
Species: Mouse
Sample Type/Anticoagulant: Urine/ None
Study Director: Hawks
Storage Condition: set at: ≤-70°C (LS-FRZR-00050)
Transfer/Shipping Conditions: Frozen

Sample(s) Logged By/Date: (1)(3) NF 5/18/15
Sample(s) Transferred By/Date: [illegible] 5.26.15
Sample(s) Received By/Date: [illegible] 29 MAY 15 10:00
Samples(s) Inventoried By/Date:
Sample(s) Received Intact/Frozen: Yes / No (circle)

Box Number	Box Position	Animal Number	Group	Sex	Interval	Sample Logged(✓)	Inventoried (✓)
3	9	501	5	F	Day 5 (2)	✓ (1)	
3	10	502	5	F	Day 5 (2)	✓ (1)	
3	11	601	6	F	Day 5 (2)	✓ (1)	
3	12	602	6	F	Day 5 (2)	✓ (1)	
3	13	701	7	F	Day 5 (2)	✓ (1)	
3	14	702	7	F	Day 5 (2)	✓ (1)	
3	15	801	8	F	Day 5 (2)	✓ (1)	
3	16	802	8	F	Day 5 (2)	✓ (1)	
3	17	901	9	F	Day 5 (2)	✓ (1)	
3	18	902	9	F	Day 5 (2)	✓ (1)	
3	19	1001	10	F	Day 5 (2)	✓ (1)	
3	20	1002	10	F	Day 5 (2)	✓ (1)	
3	21	1101	11	F	Day 5 (2)	✓ (1)	
3	22	1102	11	F	Day 5 (2)	✓ (1)	
3	23	1201	12	F	Day 5 (2)	✓ (1)	
3	24	1202	12	F	Day 5 (2)	✓ (1)	
3	25	101	1	F	Day 6 (4)	✓ (3)	
3	26	102	1	F	Day 6 (4)	✓ (3)	
3	27	201	2	F	Day 6 (4)	✓ (3)	
3	28	202	2	F	Day 6 (4)	✓ (3)	
3	29	301	3	F	Day 6 (4)	✓ (3)	
3	30	302	3	F	Day 6 (4)	✓ (3)	
3	31	401	4	F	Day 6 (4)	✓ (3)	
3	32	402	4	F	Day 6 (4)	✓ (3)	
3	33	501	5	F	Day 6 (4)	✓ (3)	
3	34	502	5	F	Day 6 (4)	✓ (3)	
3	35	601	6	F	Day 6 (4)	✓ (3)	
3	36	602	6	F	Day 6 (4)	✓ (3)	
4	1	701	7	F	Day 6 (4)	✓ (3)	
4	2	702	7	F	Day 6 (4)	✓ (3)	
4	3	801	8	F	Day 6 (4)	✓ (3)	
4	4	802	8	F	Day 6 (4)	✓ (3)	
4	5	901	9	F	Day 6 (4)	✓ (3)	
4	6	902	9	F	Day 6 (4)	✓ (3)	
4	7	1001	10	F	Day 6 (4)	✓ (3)	
4	8	1002	10	F	Day 6 (4)	✓ (3)	
4	9	1101	11	F	Day 6 (4)	✓ (3)	
4	10	1102	11	F	Day 6 (4)	✓ (3)	
4	11	1201	12	F	Day 6 (4)	✓ (3)	
4	12	1202	12	F	Day 6 (4)	✓ (3)	

NS=No Sample

(1) Sample logged by NF on 5/18/15 but collected by NF on 5/16/15. NF 5/18/15
(2) DAY 5 Sample collected by NF and placed into tubes labeled for [illegible]
(3) Sample logged by NF on 5/18/15 but collected on 5/17/15. NF 5/18/15
(4) DAY 6 Sample collected by NF and placed into tubes labeled Day 15. NF 5/18/15

Sample Transfer

4765

Study Number: 031705
Interval: Day 2 - Day 15
Species: Mouse
Sample Type/Anticoagulant: Urine/ None
Study Director: Hawks
Storage Condition: set at: ≤-70°C (LS-FRZR-00050)
Transfer/Shipping Conditions: Frozen

Sample(s) Logged By/Date: ① NF 5/18/15 5-19-15
Sample(s) Transferred By/Date: 5-26-15
Sample(s) Received By/Date: Glenn Hawkins 29MAY15 10:00
Samples(s) Inventoried By/Date:
Sample(s) Received Intact/Frozen: Yes / No (circle)

Box Number	Box Position	Animal Number	Group	Sex	Interval	Sample Logged(✓)	Inventoried (✓)
4	13	101	1	F	Day 7 ①	✓	
4	14	102	1	F	Day 7 ①	✓	
4	15	201	2	F	Day 7 ①	✓	
4	16	202	2	F	Day 7 ①	✓	
4	17	301	3	F	Day 7 ①	✓	
4	18	302	3	F	Day 7 ①	✓	
4	19	401	4	F	Day 7 ①	✓	
4	20	402	4	F	Day 7 ①	✓	
4	21	501	5	F	Day 7 ①	✓	
4	22	502	5	F	Day 7 ①	✓	
4	23	601	6	F	Day 7 ①	✓	
4	24	602	6	F	Day 7 ①	✓	
4	25	701	7	F	Day 7 ①	✓	
4	26	702	7	F	Day 7 ①	✓	
4	27	801	8	F	Day 7 ①	✓	
4	28	802	8	F	Day 7 ①	✓	
4	29	901	9	F	Day 7 ①	✓	
4	30	902	9	F	Day 7 ①	✓	
4	31	1001	10	F	Day 7 ①	✓	
4	32	1002	10	F	Day 7 ①	✓	
4	33	1101	11	F	Day 7 ①	✓	
4	34	1102	11	F	Day 7 ①	✓	
4	35	1201	12	F	Day 7 ①	✓	
4	36	1202	12	F	Day 7 ①	✓ +e ① NF 5/18/15	
5	1	101	1	F	Day 8	✓	
5	2	102	1	F	Day 8	✓	
5	3	201	2	F	Day 8	✓	
5	4	202	2	F	Day 8	✓	
5	5	301	3	F	Day 8	✓	
5	6	302	3	F	Day 8	✓	
5	7	401	4	F	Day 8	✓	
5	8	402	4	F	Day 8	✓	
5	9	501	5	F	Day 8	✓	
5	10	502	5	F	Day 8	✓	
5	11	601	6	F	Day 8	✓	
5	12	602	6	F	Day 8	✓	
5	13	701	7	F	Day 8	✓	
5	14	702	7	F	Day 8	✓	
5	15	801	8	F	Day 8	✓	
5	16	802	8	F	Day 8	✓	

① Day 7 sample collected by NF and placed into tubes labeled Day 13. NF 5/18/15

NS=No Sample

Sample Transfer 4765

Study Number: 031705
Interval: Day 2 - Day 15
Species: Mouse
Sample Type/Anticoagulant: Urine/ None
Study Director: Hawks
Storage Condition: set at: ≤-70°C (LS-FRZR-00050)
Transfer/Shipping Conditions: Frozen

Sample(s) Logged By/Date: S 5.19.15 / S 5.20.15 S 5.21.15
Sample(s) Transferred By/Date: S 5.26.15
Sample(s) Received By/Date: Ellen Murphy 29 MAY 15 10:00
Samples(s) Inventoried By/Date:
Sample(s) Received Intact/Frozen: Yes / No (circle)

Box Number	Box Position	Animal Number	Group	Sex	Interval	Sample Logged(✓)	Inventoried (✓)
5	17	901	9	F	Day 8	✓	
5	18	902	9	F	Day 8	✓	
5	19	1001	10	F	Day 8	✓	
5	20	1002	10	F	Day 8	✓	
5	21	1101	11	F	Day 8	✓	
5	22	1102	11	F	Day 8	✓	
5	23	1201	12	F	Day 8	✓	
5	24	1202	12	F	Day 8	✓	
5	25	101	1	F	Day 9	✓	
5	26	102	1	F	Day 9	✓	
5	27	201	2	F	Day 9	✓	
5	28	202	2	F	Day 9	✓	
5	29	301	3	F	Day 9	✓	
5	30	302	3	F	Day 9	✓	
5	31	401	4	F	Day 9	✓	
5	32	402	4	F	Day 9	✓	
5	33	501	5	F	Day 9	✓	
5	34	502	5	F	Day 9	✓	
5	35	601	6	F	Day 9	✓	
5	36	602	6	F	Day 9	✓	
6	1	701	7	F	Day 9	✓	
6	2	702	7	F	Day 9	✓	
6	3	801	8	F	Day 9	✓	
6	4	802	8	F	Day 9	✓	
6	5	901	9	F	Day 9	✓	
6	6	902	9	F	Day 9	✓	
6	7	1001	10	F	Day 9	✓	
6	8	1002	10	F	Day 9	✓	
6	9	1101	11	F	Day 9	✓	
6	10	1102	11	F	Day 9	✓	
6	11	1201	12	F	Day 9	✓	
6	12	1202	12	F	Day 9	✓	
6	13	101	1	F	Day 10	✓	
6	14	102	1	F	Day 10	✓	
6	15	201	2	F	Day 10	✓	
6	16	202	2	F	Day 10	✓	
6	17	301	3	F	Day 10	✓	
6	18	302	3	F	Day 10	✓	
6	19	401	4	F	Day 10	✓	
6	20	402	4	F	Day 10	✓	

NS=No Sample

Sample Transfer 4765

Study Number: 031705
Interval: Day 2 - Day 15
Species: Mouse
Sample Type/Anticoagulant: Urine/ None
Study Director: Hawks
Storage Condition: set at: <-70°C (LS-FRZR-00050)
Transfer/Shipping Conditions: Frozen

Sample(s) Logged By/Date: 5-21-15 5/22/15
Sample(s) Transferred By/Date: 5-26-15
Sample(s) Received By/Date: 29 MAY 15 10:00
Samples(s) Inventoried By/Date:
Sample(s) Received Intact/Frozen: Yes / No (circle)

Box Number	Box Position	Animal Number	Group	Sex	Interval	Sample Logged(✓)	Inventoried (✓)
6	21	501	5	F	Day 10	✓	
6	22	502	5	F	Day 10	✓	
6	23	601	6	F	Day 10	✓	
6	24	602	6	F	Day 10	✓	
6	25	701	7	F	Day 10	✓	
6	26	702	7	F	Day 10	✓	
6	27	801	8	F	Day 10	✓	
6	28	802	8	F	Day 10	✓	
6	29	901	9	F	Day 10	✓	
6	30	902	9	F	Day 10	✓	
6	31	1001	10	F	Day 10	✓	
6	32	1002	10	F	Day 10	✓	
6	33	1101	11	F	Day 10	✓	
6	34	1102	11	F	Day 10	✓	
6	35	1201	12	F	Day 10	✓	
6	36	1202	12	F	Day 10	✓	
7	1	101	1	F	Day 11	✓	
7	2	102	1	F	Day 11	✓	
7	3	201	2	F	Day 11	✓	
7	4	202	2	F	Day 11	✓	
7	5	301	3	F	Day 11	✓	
7	6	302	3	F	Day 11	✓	
7	7	401	4	F	Day 11	✓	
7	8	402	4	F	Day 11	✓	
7	9	501	5	F	Day 11	✓	
7	10	502	5	F	Day 11	✓	
7	11	601	6	F	Day 11	✓	
7	12	602	6	F	Day 11	✓	
7	13	701	7	F	Day 11	✓	
7	14	702	7	F	Day 11	✓	
7	15	801	8	F	Day 11	✓	
7	16	802	8	F	Day 11	✓	
7	17	901	9	F	Day 11	✓	
7	18	902	9	F	Day 11	✓	
7	19	1001	10	F	Day 11	✓	
7	20	1002	10	F	Day 11	✓	
7	21	1101	11	F	Day 11	✓	
7	22	1102	11	F	Day 11	✓	
7	23	1201	12	F	Day 11	✓	
7	24	1202	12	F	Day 11	✓	

NS=No Sample

Sample Transfer

4765

Study Number: 031705
Interval: Day 2 - Day 15
Species: Mouse
Sample Type/Anticoagulant: Urine/ None
Study Director: Hawks
Storage Condition: set at: ≤-70°C (LS-FRZR-00050)
Transfer/Shipping Conditions: Frozen

Sample(s) Logged By/Date: PMP 5-23-15 / 5-24-15
Sample(s) Transferred By/Date: [signature] 5-26-15
Sample(s) Received By/Date: [signature] 29 MAY 15 10:00
Samples(s) Inventoried By/Date:
Sample(s) Received Intact/Frozen: Yes / No (circle)

Box Number	Box Position	Animal Number	Group	Sex	Interval	Sample Logged(✓)	Inventoried (✓)
7	25	101	1	F	Day 12	✓ (1)	
7	26	102	1	F	Day 12	✓	
7	27	201	2	F	Day 12	✓	
7	28	202	2	F	Day 12	✓	
7	29	301	3	F	Day 12	✓	
7	30	302	3	F	Day 12	✓	
7	31	401	4	F	Day 12	✓	
7	32	402	4	F	Day 12	✓	
7	33	501	5	F	Day 12	✓	
7	34	502	5	F	Day 12	✓	
7	35	601	6	F	Day 12	✓	
7	36	602	6	F	Day 12	✓	
8	1	701	7	F	Day 12	✓	
8	2	702	7	F	Day 12	✓	
8	3	801	8	F	Day 12	✓	
8	4	802	8	F	Day 12	✓	
8	5	901	9	F	Day 12	✓	
8	6	902	9	F	Day 12	✓	
8	7	1001	10	F	Day 12	✓	
8	8	1002	10	F	Day 12	✓	
8	9	1101	11	F	Day 12	✓	
8	10	1102	11	F	Day 12	✓	
8	11	1201	12	F	Day 12	✓	
8	12	1202	12	F	Day 12	✓ (1)	
8	13	101	1	F	Day 13	✓ (2)	
8	14	102	1	F	Day 13	✓	
8	15	201	2	F	Day 13	✓	
8	16	202	2	F	Day 13	✓	
8	17	301	3	F	Day 13	✓	
8	18	302	3	F	Day 13	✓	
8	19	401	4	F	Day 13	✓	
8	20	402	4	F	Day 13	✓	
8	21	501	5	F	Day 13	✓	
8	22	502	5	F	Day 13	✓	
8	23	601	6	F	Day 13	✓	
8	24	602	6	F	Day 13	✓	
8	25	701	7	F	Day 13	✓	
8	26	702	7	F	Day 13	✓	
8	27	801	8	F	Day 13	✓	
8	28	802	8	F	Day 13	✓ (2)	

(2) "Day 13" samples were received collected into tubes labeled "Day 6" / [signature] 5.24.15

NS=No Sample

(1) It was noted at receipt technician PMP did not footnote that the Day 12 samples received in 5-23-15 were received in tubes labeled "Day 4" / [signature]

Sample Transfer 4765

Study Number: 031705
Interval: Day 2 - Day 15
Species: Mouse
Sample Type/Anticoagulant: Urine/ None
Study Director: Hawks
Storage Condition: set at: ≤-70°C (LS-FRZR-00050)
Transfer/Shipping Conditions: Frozen

Sample(s) Logged By/Date: JS 5.24.15 / JS 5.26.15
YS 5/25/15
Sample(s) Transferred By/Date: JS 5.26.15
Sample(s) Received By/Date: Eileen Hawkins 29 MAY 15 10:00
Samples(s) Inventoried By/Date:
Sample(s) Received Intact/Frozen: Yes / No (circle)

Box Number	Box Position	Animal Number	Group	Sex	Interval	Sample Logged(✓)	Inventoried (✓)
8	29	901	9	F	Day 13	✓ (1)	
8	30	902	9	F	Day 13	✓	
8	31	1001	10	F	Day 13	✓	
8	32	1002	10	F	Day 13	✓	
8	33	1101	11	F	Day 13	✓	
8	34	1102	11	F	Day 13	✓	
8	35	1201	12	F	Day 13	✓	
8	36	1202	12	F	Day 13	✓ (1)	
9	1	101	1	F	Day 14	✓ (2)	
9	2	102	1	F	Day 14	✓	
9	3	201	2	F	Day 14	✓	
9	4	202	2	F	Day 14	✓	
9	5	301	3	F	Day 14	✓	
9	6	302	3	F	Day 14	✓	
9	7	401	4	F	Day 14	✓	
9	8	402	4	F	Day 14	✓	
9	9	501	5	F	Day 14	✓	
9	10	502	5	F	Day 14	✓	
9	11	601	6	F	Day 14	✓	
9	12	602	6	F	Day 14	✓	
9	13	701	7	F	Day 14	✓	
9	14	702	7	F	Day 14	✓	
9	15	801	8	F	Day 14	✓	
9	16	802	8	F	Day 14	✓	
9	17	901	9	F	Day 14	✓	
9	18	902	9	F	Day 14	✓	
9	19	1001	10	F	Day 14	✓	
9	20	1002	10	F	Day 14	✓	
9	21	1101	11	F	Day 14	✓	
9	22	1102	11	F	Day 14	✓	
9	23	1201	12	F	Day 14	✓	
9	24	1202	12	F	Day 14	✓ (2)	
9	25	101	1	F	Day 15	✓ (3)	
9	26	102	1	F	Day 15	✓	
9	27	201	2	F	Day 15	✓	
9	28	202	2	F	Day 15	✓	
9	29	301	3	F	Day 15	✓	
9	30	302	3	F	Day 15	✓	
9	31	401	4	F	Day 15	✓	
9	32	402	4	F	Day 15	✓ (3)	

(1) "Day 13" samples were received in ~~AXE~~ JS 5.24.15 tubes labeled "Day 6" / JS 5.24.15

NS=No Sample

(2) Day 14 samples received in tubes labeled Day 7. YS 5/25/15

C.Path.-0037-13

(3) Day 15 samples received in tubes labeled Day 5 / JS 5.26.15

Sample Transfer

4765

Study Number:	031705	Sample(s) Logged By/Date:	5-13-15 PRED 5-15-15
Interval:	Day 2 - Day 15		① NF 5/18/15 / 5-20-15
Species:	Mouse		5-21-15 YJS 5/22/15 / 5-26-15
Sample Type/Anticoagulant:	Urine/ None	Sample(s) Transferred By/Date:	5-26-15
Study Director:	Hawks	Sample(s) Received By/Date:	[illegible] 29 MAY 15 10:00
Storage Condition:	set at: ≤-70°C (LS-FRZR-00050)	Samples(s) Inventoried By/Date:	
Transfer/Shipping Conditions:	Frozen	Sample(s) Received Intact/Frozen:	Yes / No (circle)

Box Number	Box Position	Animal Number	Group	Sex	Interval	Sample Logged(✓)	Inventoried (✓)
9	33	501	5	F	Day 15	② ✓	
9	34	502	5	F	Day 15	✓	
9	35	601	6	F	Day 15	✓	
9	36	602	6	F	Day 15	✓	
10	1	701	7	F	Day 15	✓	
10	2	702	7	F	Day 15	✓	
10	3	801	8	F	Day 15	✓	
10	4	802	8	F	Day 15	✓	
10	5	901	9	F	Day 15	✓	
10	6	902	9	F	Day 15	✓	
10	7	1001	10	F	Day 15	✓ ~~✓~~ Ⓔ 5-13-15	
10	8	1002	10	F	Day 15	✓	
10	9	1101	11	F	Day 15	✓	
10	10	1102	11	F	Day 15	✓	
10	11	1201	12	F	Day 15	✓	
10	12	1202	12	F	Day 15	② ✓	
10	13	1001	10	F	Day 2	✓	
10	14	202	2	F	Day 4	✓	
10	15	1001	10	F	Day 4	✓	
10	16	101	1	F	DAY 5	✓ ①	
10	17	102	1	F	DAY 5	✓ ①	
10	18	102	1	F	DAY 5	✓ ①	
10	19	202	2	F	DAY 5	✓ ①	
10	20	202	2	F	DAY 5	✓ ①	
10	21	801	8	F	DAY 5	✓ ①	
10	22	802	8	F	DAY 5	✓ ①	
10	23	1001	10	F	DAY 5	✓ ①	
10	24	1001	10	F	DAY 5	✓ ①	
10	25	1002	10	F	DAY 5	✓ ①	
10	26	101	1	F	DAY	✓	
10	27	1001	10	F	Day 9	✓	
10	28	1001	10	F	Day 9	✓	
10	29	802	8	F	Day 10	✓	
10	30	1001	10	F	Day 10	✓	
10	31	1002	10	F	Day 10	✓	
10	32	202	11	F	Day 11	✓	
10	33	802	8	F	Day 15	③ ~~②~~ ✓	
10	34	1001	10	F	Day 15	③ ~~②~~ ✓	
10	35						
10	36						

① Day 5 sample collected by NF on 5/16/15 but logged on 5/18/15. NF 5/18/15

NS=No Sample ③ ~~② Day 15 samples received in tubes labeled "Day 5" / 5-26-15~~

③ footnote error, not needed / 5-26-15

Sample Transfer

Study Number: 031705
Interval: Day 2 - Day 15
Species: Mouse
Sample Type/Anticoagulant: Urine/ None
Study Director: Hawks
Storage Condition: set at: ≤-70°C (LS-FRZR-00050)
Transfer/Shipping Conditions: Frozen

Sample(s) Logged By/Date: 4765
Sample(s) Transferred By/Date: N/A
Sample(s) Received By/Date:
Samples(s) Inventoried By/Date:
Sample(s) Received Intact/Frozen: Yes / No (circle)

Box Number	Box Position	Animal Number	Group	Sex	Interval	Sample Logged(✓)	Inventoried (✓)
11	1						
11	2						
11	3						
11	4						
11	5						
11	6						
11	7						
11	8						
11	9						
11	10						
11	11						
11	12						
11	13						
11	14						
11	15						
11	16						
11	17				N/A		
11	18						
11	19						
11	20						
11	21						
11	22						
11	23						
11	24						
11	25						
11	26						
11	27						
11	28						
11	29						
11	30						
11	31						
11	32						
11	33						
11	34						
11	35						
11	36						
12	1						
12	2						
12	3						
12	4						

NS=No Sample

www.axysanalytical.com

4765

May 26, 2015

Million Woodneh
AXYS Analytical Services, LTD
2045 Mills Road, West, Sidney, BC
Canada V8L 5X2

(1)

I have shipped samples collected from Day 2 through Day 15 (10 urine sample boxes) per Ricerca protocol 031705 (Arcadis, U.S., Inc.) overnight on dry ice.

Please draw your attention to the attached memo clarifying an error in collection interval days noted on the sample collection tubes.

Please use the attached Sample Transfer records to note receipt of the samples. Also, please let me know if the shipment was received in acceptable condition. **For our records, a copy of the *completed* Sample Transfer record(s) must be sent or emailed to my attention as soon as possible.**

Thank you in advance for your time. If you have any questions, please feel free to contact Dr. Roger Hawks or myself.

Best Regards,

5.26.15

Stacy L. Martz
Associate Scientist III
Clinical Pathology
Ph: 440-357-3771
E-Mail: ccd-clinpath@ricerca.com

(1) Shipment checked 5.26.15

Enclosures

www.axysanalytical.com

ricerca MEMO

4765

Date: May 26, 2015

To: Study File 031705

From: Stacy L. Martz – Clinical Pathology

RE: Interval of collection noted on sample storage tube

It was noted following the Day 5 sample collection that the technician collecting samples had inadvertently collected the Day 4 through the Day 7 samples into the incorrect "Day Interval" labeled storage tubes. Documentation was made on the Sample Transfer record to note the discrepancies and the Study Director was notified. Since the incorrect interval tubes were used for Day 4 though Day 7, the remaining intervals for Day 12 through Day 15, were collected and stored in the remaining unused storage tubes which then had the incorrect interval noted.

Please refer to the below chart noting the tube label discrepancies.

We apologize for the error and for the inconvenience on the receiving end.

Actual Interval of collection	Storage tube labeled
Day 4	Day 14
Day 5	Day 12
Day 6	Day 15
Day 7	Day 13
Day 12	Day 4
Day 13	Day 6
Day 14	Day 7
Day 15	Day 5

5.26.15

Stacy L. Martz

Exact Copy of the Original
if stamped in red. Original located in:

___ Facility Files - - - - - - -
✓ Study File 031705

Initials _____ Date 5.26.15

www.axysanalytical.com

ricerca MEMO

4765

Date: April 23, 2015

To: Study File 031705

From: Stacy L. Martz – Clinical Pathology

RE: Pooled animal number information

Per protocol, samples will be pooled from 2 subgroups per group. The individual animal IDs per pooled sample ID are listed on the attached spreadsheet.

4.23.15

Stacy L. Martz

Exact Copy of the Original
if stamped in red. Original located in:
Facility Files
✓ Study File 031705
Initials [illegible] Date 4.24.15

www.axysanalytical.com

ricerca MEMO

4765

Date: May 13, 2015

To: Study File 031705

From: Stacy L. Martz – Clinical Pathology

RE: Date on sample labels

Note: due to the study start delay, all pre-labeled sample tubes will have an incorrect collection date noted. The correct date will be 18 days post the label date.

Example: Day 2 label notes 4-25-15 collection date, actual collection date is 5-13-15

5/13/15

Stacy L. Martz

Exact Copy of the Original
if stamped in red. Original located in:
___ Facility Files - - - - - - -
✓ Study File 031705
Initials S Date 5.26.15

4765

Pooled Sample ID List								
Pooled ID	Animal	Group	Sex		Pooled ID	Animal	Group	Sex
101	298414	1	F		701	298462	7	F
101	298415	1	F		701	298463	7	F
101	298416	1	F		701	298464	7	F
101	298417	1	F		701	298465	7	F
102	298418	1	F		702	298466	7	F
102	298419	1	F		702	298467	7	F
102	298420	1	F		702	298468	7	F
102	298421	1	F		702	298469	7	F
201	298422	2	F		801	298470	8	F
201	298423	2	F		801	298471	8	F
201	298424	2	F		801	298472	8	F
201	298425	2	F		801	298473	8	F
202	298426	2	F		802	298474	8	F
202	298427	2	F		802	298475	8	F
202	298428	2	F		802	298476	8	F
202	298429	2	F		802	298477	8	F
301	298430	3	F		901	298478	9	F
301	298431	3	F		901	298479	9	F
301	298432	3	F		901	298480	9	F
301	298433	3	F		901	298481	9	F
302	298434	3	F		902	298482	9	F
302	298435	3	F		902	298483	9	F
302	298436	3	F		902	298484	9	F
302	298437	3	F		902	298485	9	F
401	298438	4	F		1001	298486	10	F
401	298439	4	F		1001	298487	10	F
401	298440	4	F		1001	298488	10	F
401	298441	4	F		1001	298489	10	F
402	298442	4	F		1002	298490	10	F
402	298443	4	F		1002	298491	10	F
402	298444	4	F		1002	298492	10	F
402	298445	4	F		1002	298493	10	F
501	298446	5	F		1101	298494	11	F
501	298447	5	F		1101	298495	11	F
501	298448	5	F		1101	298496	11	F
501	298449	5	F		1101	298497	11	F
502	298450	5	F		1102	298498	11	F
502	298451	5	F		1102	298499	11	F
502	298452	5	F		1102	298500	11	F
502	298453	5	F		1102	298501	11	F
601	298454	6	F		1201	298502	12	F
601	298455	6	F		1201	298503	12	F
601	298456	6	F		1201	298504	12	F
601	298457	6	F		1201	298505	12	F
602	298458	6	F		1202	298506	12	F
602	298459	6	F		1202	298507	12	F
602	298460	6	F		1202	298508	12	F
602	298461	6	F		1202	298509	12	F

Table of Urine Volumes Collected on Ricerca Study 031705: Foster AFB Main Study

Group	Cage	Test Article	Test Article Lot Number	Study Day. Urine volume in mLs. Volumes shown on volume collected *per cage* (4 animals per cage)													
				2	3	4	5	6	7	8	9	10	11	12	13	14	15
1	1	- control	HS15040080-17	4.5	6.5	10.8	19	5.5	20.0	7.4	14.6	9.4	5.5	5.5	4.8	7.3	6.4
	2			11.5	30	11.5	39.5	3.7	4.6	6.0	14.4	9.0	3.5	5.4	4.5	4.5	2.5
2	1	+ Control	SLBG9477V	3.5	5.0	3.6	2.0	4.0	5.0	5.0	5.2	8.7	4.0	5.8	4.0	1.8	2.5
	2			9.5	5.8	17	38.1	4.2	4.5	5.5	14.5	3.8	14.5	6.0	4.9	4.5	5.5
3	1	Sieved Soil	HS15040099	3.5	2.2	4.5	15.0	4.8	3.4	4.3	11.3	15.0	8.5	5.0	3.7	5.8	3.8
	2			3.5	4.4	5.5	9.6	3.5	4.0	3.1	6.9	8.6	3.0	2.5	5.2	6.5	4.5
4	1	Sieved Soil	HS15040097	2.6	4.0	4.9	12.8	3.1	4.8	3.5	4.4	3.6	4.0	3.2	4.5	3.9	5.0
	2			4.4	8.4	9.4	14.3	4.0	5.5	7.1	10.8	12.5	5.9	7.0	6.0	8.0	7.6
5	1	Sieved Soil	HS15040080	4.1	5.5	9.0	9.0	4.4	3.5	5.5	4.6	8.9	3.6	5.3	3.0	4.3	2.8
	2			4.5	13.2	5.5	9.4	4.7	9.6	5.5	9.0	11.8	6.0	6.4	5.7	4.6	6.3
6	1	Sieved Soil	HS15040100	4.4	5.0	4.4	7.5	3.5	5.1	5.9	4.5	7.4	5.1	7.0	4.8	5.5	8.0
	2			3.1	6.6	7.6	8.1	4.1	4.0	4.5	12.9	10.8	5.0	6.0	5.5	7.0	9.5
7	1	Sieved Soil	HS15040110	3.7	5.0	6.5	10.4	4.9	5.1	5.5	12.8	10.4	4.6	6.0	4.5	5.4	4.4
	2			3.2	7.0	9.0	8.8	4.0	5.2	4.8	6.9	10.5	5.1	5.6	5.9	3.8	8.0
8	1	Extract of Group 3	FAFB-G1	8.2	14.0	10.6	16.5	5.2	5.7	7.4	8.0	6.0	4.9	8.3	7.5	7.0	5.8
	2			6.0	26.0	5.9	23.0	3.9	5.9	8.0	15.0	20.0	6.3	7.4	8.5	7.7	14.8

9	1	Extract of Group 4	FAFB-G2	3.8	4.0	3.5	8.4	2.8	4.0	4.1	8.5	8.1	3.9	3.9	3.5	4.5	4.5
	2			3.5	3.8	3.2	3.9	3.9	5.0	4.5	6.4	6.9	4.5	5.2	5.4	4.5	4.8
10	1	Extract of Group 5	FAFB-G3	20.0	34.0	23.9	43.8	4.1	5.4	6.3	42.2	29.5	4.2	6.0	4.6	6.0	19.4
	2			10.5	11.5	7.5	20.0	2.5	3.6	4.0	9.0	20.8	1.0	4.9	4.0	5.3	5.0
11	1	Extract of Group 6	FAFB-G4	7.0	4.6	5.0	7.4	3.9	4.5	5.3	6.0	3.5	3.5	3.5	5.0	3.8	6.0
	2			2.0	4.6	4.9	5.3	4.0	5.0	5.5	6.0	5.4	4.3	4.0	3.0	3.8	5.5
12	1	Extract of Group 7	FAFB-G5	5.2	4.6	8.4	7.5	4.0	6.0	5.0	8.2	7.9	5.9	6.5	6.6	4.8	7.0
	2			4.5	27.5	5.8	15.0	4.5	5.0	5.4	11.9	15.0	4.8	5.5	4.0	4.5	10.0

www.axysanalytical.com

Ricerca Study 031705; Foster AFB Main Study
Concordance of Date of Urine Collection to Tube Label

Study Day	Calendar Date and Tube Holder Label Date	Tube Label Date
2*	May 13, 2015	April 25, 2015
3	May 14, 2015	April 26, 2015
4	May 15, 2015	May 7, 2015
5	May 16, 2015	May 5, 2015
6	May 17, 2015	May 8, 2015
7	May 18, 2015	May 6, 2015
8	May 19, 2015	May 1, 2015
9	May 20, 2015	May 2, 2015
10	May 21, 2015	May 3, 2015
11	May 22, 2015	May 4, 2015
12	May 23, 2015	April 27, 2015
13	May 24, 2015	April 29, 2015
14	May 25, 2015	April 30, 2015
15	May 26, 2015	April 28, 2015

*First collection is Day 2. Animals are first dosed on Day 1, 24 hours later (Day 2) is the first urine collection.

AXYS Analytical Services Ltd.

Composite Sample Preparation Record

WG: 515608 Date: 16JUN15 Chemist: SM Contract: 4765

Axys Sample ID: L22965-24

Sample ID for individuals	Client ID	Length (cm)	Weight (g)	Fillet wt (g)
Day7 Group4 1/2	406-409 Day7 *		9.83	
Day7 Group4 2/2	406-409 Day7 *		7.29	

*LIMS label correct

Jar weight: 13.39g.

Total sample weight after homogenization _____ g

Reviewed by: SM Date: 19JUN15

www.axysanalytical.com

Composite Sample Preparation Record

WG: 51568 Date: 16JUN15 Chemist: SM Contract: 4765

Axys Sample ID: L22965-50

Sample ID for individuals	Client ID	Length (cm)	Weight (g)	Fillet wt (g)
Day 14 Group 2 1/2	398-401 Day 14 *		9.73	
Day 14 Group 2 3/2	398-401 Day 14 *		8.73	

* LIMS label corrected.

Jar Weight 13.39g.

Total sample weight after homogenization _____ g

Reviewed by: SM Date: 19JUN15

AXYS Analytical Services Ltd.

Composite Sample Preparation Record

WG: 51568 Date: 16JUN15 Chemist: SM Contract: 4765

Axys Sample ID: L22965-51

Sample ID for individuals	Client ID	Length (cm)	Weight (g)	Fillet wt (g)
Day 14 Group 3 1/2	402-405 Day 14 *		9.79	
Day 14 Group 3 2/2	402-405 Day 14 *		6.59	

* LIMS label correct.
Jar weight 13.33g

Total sample weight after homogenization _____ g

Reviewed by: SM Date: 19JUN15

FWO-250 Rev 05, 22-Feb-2010

AXYS Analytical Services Ltd.

Composite Sample Preparation Record

WG: 51568 Date: 16JUN15 Chemist: SM Contract: 4765

Axys Sample ID: L22965-52

Sample ID for individuals	Client ID	Length (cm)	Weight (g)	Fillet wt (g)
Day 14 Group 4 1/2	406-409 Day 14 *		9.51	
Day 14 Group 4 2/2	406-409 Day 14 *		3.98	

*LIMS label correct

Jar Wt: 13.51g.

Total sample weight after homogenization _____ g

Reviewed by: SM Date: 19JUN15

AXYS Analytical Services Ltd.

Composite Sample Preparation Record

WG: 51568 Date: 16JUN15 Chemist: SM Contract: 4765

Axys Sample ID: L23367-1

Sample ID for individuals	Client ID 16JUN15SM.	Length (cm)	Weight (g)	Fillet wt (g)
101 Day 7/8 1/3	101 HF Day 13 *		14.50	
101 Day 7/8 2/3	101 Day 8 *		7.37	
101 Day 7/8 3/3	101 11F *		5.62	

* LIMS label correct.

Jar weight 13.37 g

Total sample weight after homogenization _____ g

Reviewed by: SM Date: 19JUN15

FWO-250 Rev 05, 22-Feb-2010

AXYS Analytical Services Ltd.

Composite Sample Preparation Record

WG: 51568 Date: 16JUN15 Chemist: SM Contract: 4765

Axys Sample ID: L233367-2

Sample ID for individuals	Client ID	Length (cm)	Weight (g)	Fillet wt (g)
102 Day 7/8 1/2	102 Day 13 *		4.78	
102 Day 7/8 2/2	102 Day 8 *		6.26	

* LIMS label correct

Jar weight 13.41

Total sample weight after homogenization _____ g

Reviewed by: SM Date: 19JUN15

FWO-250 Rev 05, 22-Feb-2010

AXYS Analytical Services Ltd.

Composite Sample Preparation Record

WG: 51568 Date: 16JUN15 Chemist: SM Contract: 4765

Axys Sample ID: L23367-3

Sample ID for individuals	Client ID	Length (cm)	Weight (g)	Fillet wt (g)
201 Day 7/8 1/2	201 Day 13 *		5.27	
201 Day 7/8 2/2	201 Day 8 *		5.29	

* LIMS label correct
Jar weight 13.45g.

Total sample weight after homogenization _____ g

Reviewed by: SM Date: 19JUN15

www.axysanalytical.com

Composite Sample Preparation Record

WG: 51568 Date: 16JUN15 Chemist: SM Contract: 4765

Axys Sample ID: L23367-4

Sample ID for individuals	Client ID	Length (cm)	Weight (g)	Fillet wt (g)
202 Day 7/8 1/2	202 Day 13 *		4.57	
202 Day 7/8 2/2	202 Day 8 *		5.60	

*LIMS label correct

Jar weight 13.18g.

Total sample weight after homogenization _____ g

Reviewed by: SM Date: 19JUN15

AXYS Analytical Services Ltd.

Composite Sample Preparation Record

WG: 51568 Date: 16JUN15 Chemist: SM Contract: 4765

Axys Sample ID: L23367-5

Sample ID for individuals	Client ID	Length (cm)	Weight (g)	Fillet wt (g)
301Day7/8 1/2	301 Day13*		3.44	
301Day7/8 2/2	301 Day8*		4.38	

* LIMS label correct

Jar weight 13.38g.

Total sample weight after homogenization _____ g

Reviewed by: SM Date: 19JUN15

FWO-250 Rev 05, 22-Feb-2010

AXYS Analytical Services Ltd.

Composite Sample Preparation Record

WG: 51568 Date: 16JUN15 Chemist: SM Contract: 4765

Axys Sample ID: L23367-6

Sample ID for individuals	Client ID	Length (cm)	Weight (g)	Fillet wt (g)
302 Day 7/8 1/2	302 Day 13*		4.17	
302 Day 7/8 2/2	302 Day 8*		3.17	

*LIMS label correct

Jar weight: 13.46.

Total sample weight after homogenization _____ g

Reviewed by: SM Date: 19JUN15

FWO-250 Rev 05, 22-Feb-2010

www.axysanalytical.com

Composite Sample Preparation Record

WG: 51568 Date: 16 JUN 15 Chemist: SM Contract: 4765

Axys Sample ID: L23367-7

Sample ID for individuals	Client ID	Length (cm)	Weight (g)	Fillet wt (g)
401 Day 7/8 1/2	401 Day 13 *		4.82	
401 Day 7/8 2/2	401 Day 8 *		3.71	

* LIMS label correct
Jar weight. 13.46

Total sample weight after homogenization _____ g

Reviewed by: SM Date: 19 JUN 15

AXYS Analytical Services Ltd.

Composite Sample Preparation Record

WG: 51568 Date: 16JUN15 Chemist: SM Contract: 4765

Axys Sample ID: L23367-8

Sample ID for individuals	Client ID	Length (cm)	Weight (g)	Fillet wt (g)
402 Day 7/8 1/2	402 Day 13 *		5.52	
402 Day 7/8 2/2	402 Day 8 *		7.33	

Jar weight 13.49g.

Total sample weight after homogenization _____ g

Reviewed by: SM Date: 19JUN15

www.axysanalytical.com

Composite Sample Preparation Record

WG: 51568 Date: 16JUN15 Chemist: SM Contract: 4765

Axys Sample ID: L233367-9

Sample ID for individuals	Client ID	Length (cm)	Weight (g)	Fillet wt (g)
501 Day 7/8 1/2	501 Day 13 *		3.83	
501 Day 7/8 1/2	501 Day 8 *		5.63	

* LIMS label correct

Jar weight 13.39g

Total sample weight after homogenization _____ g

Reviewed by: SM Date: 19JUN15

AXYS Analytical Services Ltd.

Composite Sample Preparation Record

WG: 51568 Date: 16JUN15 Chemist: SM Contract: 4765

Axys Sample ID: L23367-10

Sample ID for individuals	Client ID	Length (cm)	Weight (g)	Fillet wt (g)
502 Day 7/8 1/2	502 Day 13 *		9.83	
502 Day 7/8 2/2	502 Day 8 *		5.92	

* LIMS label correct
Jar weight 13.43g.

Total sample weight after homogenization _____ g

Reviewed by: SM Date: 19JUN15

AXYS Analytical Services Ltd.

Composite Sample Preparation Record

WG: 51568 Date: 16JUN15 Chemist: SM Contract: 4765

Axys Sample ID: L23367-11

Sample ID for individuals	Client ID	Length (cm)	Weight (g)	Fillet wt (g)
601 Day 7/8 1/2	601 Day 13 *		5.25	
601 Day 7/8 2/2	601 Day 8 *		5.91	

*LIMS label correct Jar weight. 13.46

Total sample weight after homogenization _____ g

Reviewed by: SM Date: 19JUN15

FWO-250 Rev 05, 22-Feb-2010

AXYS Analytical Services Ltd.

Composite Sample Preparation Record

WG: 515768 Date: 16JUN15 Chemist: SM Contract: 4765

Axys Sample ID: L23367-12

Sample ID for individuals	Client ID	Length (cm)	Weight (g)	Fillet wt (g)
602 Day 7/8 1/2	602 Day 13 *		4.02	
602 Day 7/8 2/2	602 Day 8 *	16JUN15 SM	~~8.484~~ 4.46	

*LIMS label correct

Jar Wt: 13.41g.

Total sample weight after homogenization _____ g

Reviewed by: SM Date: 19JUN15

AXYS Analytical Services Ltd.

Composite Sample Preparation Record

WG: 51568 Date: 16JUN15 Chemist: SM Contract: 4765

Axys Sample ID: L23367-13

Sample ID for individuals	Client ID	Length (cm)	Weight (g)	Fillet wt (g)
Tot Day 7/8 #2	Tot Day 13 *		5.30	
Tot Day 7/8 #2	Tot Day 8 *		4.41	

* LIMS label correct

Jar Wt: 13.44g.

Total sample weight after homogenization _____ g

Reviewed by: SM Date: 19JUN15

AXYS Analytical Services Ltd.

Composite Sample Preparation Record

WG: 51568 Date: 16JUN15 Chemist: SM Contract: 4765

Axys Sample ID: L23367-14

Sample ID for individuals	Client ID	Length (cm)	Weight (g)	Fillet wt (g)
702 Day7|8 1/2	702 Day 13 *		3.76	
702 Day7|8 2/2	702 Day 8 *		8.22	

* LIMS label correct

Jar wt: 13.40g.

Total sample weight after homogenization _____ g

Reviewed by: SM Date: 19JUN15

AXYS Analytical Services Ltd.

Composite Sample Preparation Record

WG: 51568 Date: 16JUN15 Chemist: SM Contract: 4765

Axys Sample ID: L23367-15

Sample ID for individuals	Client ID	Length (cm)	Weight (g)	Fillet wt (g)
801 Day 7/8 1/2	801 Day 13 *		6.84	
801 Day 7/8 2/2	801 Day 8 *		5.87	

* LIMS label correct

Jar wt: 13.43g.

Total sample weight after homogenization _____ g

Reviewed by: SM Date: 19JUN15

AXYS Analytical Services Ltd.

Composite Sample Preparation Record

WG: 51568 Date: 16JUN15 Chemist: SM Contract: 4765

Axys Sample ID: L23367-16

Sample ID for individuals	Client ID	Length (cm)	Weight (g)	Fillet wt (g)
802 Day7/8 1/2	802Day13 *		7.78	
802 Day7/8 2/2	802 Day 8 *		10.51	

* LIMS label correct

Jar wt: 13.36g.

Total sample weight after homogenization _____ g

Reviewed by: SM Date: 19JUN15

FWO-250 Rev 05, 22-Feb-2010

AXYS Analytical Services Ltd.

Composite Sample Preparation Record

WG: 51568 Date: 16JUN15 Chemist: SM Contract: 4765

Axys Sample ID: L23367-17

Sample ID for individuals	Client ID	Length (cm)	Weight (g)	Fillet wt (g)
901 Day 7/8 1/2	901 Day 13 *		4.37	
901 Day 7/8 2/2	901 Day 8 *		4.57	

* LIMS label correct

Jar Wt: 13.40g.

Total sample weight after homogenization _____ g

Reviewed by: SM Date: 19JUN15

AXYS Analytical Services Ltd.

Composite Sample Preparation Record

WG: 51568 Date: 16JUN15 Chemist: SM Contract: 4765

Axys Sample ID: L233367-18

Sample ID for individuals	Client ID	Length (cm)	Weight (g)	Fillet wt (g)
902 Day 7/8 1/2	902 Day 13 *		4.59	
902 Day 7/8 2/2	902 Day 8 *		4.88	

* LIMS label correct

Jar wt: 13.50g

Total sample weight after homogenization _____ g

Reviewed by: SM Date: 19JUN15

AXYS Analytical Services Ltd.

Composite Sample Preparation Record

WG: 51568 Date: 16JUN15 Chemist: SM Contract: 4765

Axys Sample ID: L23367-19

Sample ID for individuals	Client ID	Length (cm)	Weight (g)	Fillet wt (g)
1001 Day 7/8 1/2	1001 Day 13 *		5.82	
1001 Day 7/8 2/2	1001 Day 8 *		9.90	

* LIMS label correct

Jar wt: 13.489

Total sample weight after homogenization _____ g

Reviewed by: SM Date: 19JUN15

FWO-250 Rev 05, 22-Feb-2010

AXYS Analytical Services Ltd.

Composite Sample Preparation Record

WG: 51568 Date: 16JUN15 Chemist: SM Contract: 4765

Axys Sample ID: L23367-20

Sample ID for individuals	Client ID	Length (cm)	Weight (g)	Fillet wt (g)
1002 Day 7/8 1/2	1002 Day 13 *		5.29	
1002 Day 7/8 2/2	1002 Day 8 *		5.17	

* LIMS label correct.

Jar Wt. 13.45g.

Total sample weight after homogenization _____ g

Reviewed by: SM Date: 19JUN15

www.axysanalytical.com

Composite Sample Preparation Record

WG: 51568 Date: 16JUN15 Chemist: SM Contract: 4765

Axys Sample ID: L233167-21

Sample ID for individuals	Client ID	Length (cm)	Weight (g)	Fillet wt (g)
1101 Day 7/8 ½	1101 Day 13 *		3.60	
1101 Day 7/8 ½	1101 Day 8 *		5.93	

* LIMS label correct

Jar wt: 13.22g.

Total sample weight after homogenization _____ g

Reviewed by: SM Date: 19JUN15

AXYS Analytical Services Ltd.

Composite Sample Preparation Record

WG: 51568 Date: 16JUN15 Chemist: SM Contract: 4765

Axys Sample ID: L233167-22

Sample ID for individuals	Client ID	Length (cm)	Weight (g)	Fillet wt (g)
1102 Day 7/8 1/2	1102 Day 13 *		3.71	
1102 Day 7/8 3/2	1102 Day 8 *		5.41	

*LMS label correct

Jar WT: 13.38g.

Total sample weight after homogenization _____ g

Reviewed by: SM Date: 19JUN15

AXYS Analytical Services Ltd.

Composite Sample Preparation Record

WG: 51568 Date: 16JUN15 Chemist: SM Contract: 4765

Axys Sample ID: L233607-23

Sample ID for individuals	Client ID	Length (cm)	Weight (g)	Fillet wt (g)
1201 Day 7/8 ½	1201 Day 13 *		4.79	
1201 Day 7/8 ½	1201 Day 8 *		7.08	

*LIMS label correct

13.14 g
Jar Wt: ~~13.5 g~~
16JUN15 SM

Total sample weight after homogenization _____ g

Reviewed by: SM Date: 19JUN15

AXYS Analytical Services Ltd.

Composite Sample Preparation Record

WG: 51568 Date: 16JUN15 Chemist: SM Contract: 4765

Axys Sample ID: _____

Sample ID for individuals	Client ID	Length (cm)	Weight (g)	Fillet wt (g)
1202 Day 7/8 1/2	1202 Day 13*		4.47	
1202 Day 7/8 2/2	1202 Day 8*		9.95	

*LIMS label correct

Jar wt: 13.58g.

Total sample weight after homogenization _____ g

Reviewed by: SM Date: 19JUN15

AXYS Analytical Services Ltd.

Composite Sample Preparation Record

WG: 51568 Date: 16JUN15 Chemist: SM Contract: 4765

Axys Sample ID: L23368-1

Sample ID for individuals	Client ID	Length (cm)	Weight (g)	Fillet wt (g)
101 Day 14/15 1/2	101 Day 7 *		6.36	
101 Day 14/15 2/2	101 Day 5 *		7.47	

* LIMS label correct

Jar wt: 13.42g

Total sample weight after homogenization _____ g

Reviewed by: SM Date: 19JUN15

FWO-250 Rev 05, 22-Feb-2010

AXYS Analytical Services Ltd.

Composite Sample Preparation Record

WG: 51568 Date: 16JUN15 Chemist: SM Contract: 4765

Axys Sample ID: L233668-2

Sample ID for individuals	Client ID	Length (cm)	Weight (g)	Fillet wt (g)
102 Day 14/15 1/2	102 Day 7 *		4.47	
102 Day 14/15 2/2	102 Day 5 *		2.50	

* LIMS label correct.

Jar wt: 13.40g

Total sample weight after homogenization _____ g

Reviewed by: SM Date: 19JUN15

FWO-250 Rev 05, 22-Feb-2010

AXYS Analytical Services Ltd.

Composite Sample Preparation Record

WG: 51568 Date: 16JUN15 Chemist: SM Contract: 4765

Axys Sample ID: L23368-3

Sample ID for individuals	Client ID	Length (cm)	Weight (g)	Fillet wt (g)
201 Day 14/15 1/2	201 Day 7 *		1.71	
201 Day 14/15 2/2	201 Day 5 *		2.43	

*LIMS label correct

Jar wt: 13.39 g.

Total sample weight after homogenization _____ g

Reviewed by: SM Date: 19JUN15

FWO-250 Rev 05, 22-Feb-2010

www.axysanalytical.com

Composite Sample Preparation Record

WG: 51568 Date: 16JUN15 Chemist: SM Contract: 4765

Axys Sample ID: L23368-4

Sample ID for individuals	Client ID	Length (cm)	Weight (g)	Fillet wt (g)
~~L23368~~ 16JUN15SM				
202Day14/15 1/2	202 Day7 *		4.49	
202 Day14/15 2/2	202 Day5 *		5.35	

* LIMS label correct.

Jar wt: 13.37g

Total sample weight after homogenization _____ g

Reviewed by: SM Date: ~~SM~~ 19JUN15
19JUN15SM

AXYS Analytical Services Ltd.

Composite Sample Preparation Record

WG: 51568 Date: 16JUN15 Chemist: SM Contract: 4765

Axys Sample ID: L23368-5

Sample ID for individuals	Client ID	Length (cm)	Weight (g)	Fillet wt (g)
301 Day 14/15 1/2	301 Day 7 *		5.78	
302 16JUN15 Sm.				
301 Day 14/15 3/2	301 Day 5 *		3.98	

* LIMS label correct

Jar Wt: 13.41g

Total sample weight after homogenization _____ g

Reviewed by: SM Date: 19JUN15

FWO-250 Rev 05, 22-Feb-2010

AXYS Analytical Services Ltd.

Composite Sample Preparation Record

WG: 515688 Date: 16JUN15 Chemist: SM Contract: 4765

Axys Sample ID: L23368-6

Sample ID for individuals	Client ID	Length (cm)	Weight (g)	Fillet wt (g)
302 Day14/15 1/2	302 Day7*		6.49	
302 Day14/15 2/2	302 Day5*		4.50	

* LIMS label correct.

Jar wt: 13.44g.

Total sample weight after homogenization _____ g

Reviewed by: SM Date: 19JUN15

AXYS Analytical Services Ltd.

Composite Sample Preparation Record

WG: 51568 Date: 16JUN15 Chemist: SM Contract: 4765

Axys Sample ID: L233608-7

Sample ID for individuals	Client ID	Length (cm)	Weight (g)	Fillet wt (g)
401 Day 14/15 1/2	401 Day 7 *		4.97	
401 Day 14/15 2/2	401 Day 5 *		3.93	

* LIMS label correct

Jar Wt: 13.40g.

Total sample weight after homogenization _____ g

Reviewed by: SM Date: 19JUN15

AXYS Analytical Services Ltd.

Composite Sample Preparation Record

WG: 51568 Date: 16JUN15 Chemist: SM Contract: 4765

Axys Sample ID: L233168-8

Sample ID for individuals	Client ID	Length (cm)	Weight (g)	Fillet wt (g)
402 Day 14/15 1/2	402 Day 7 *		7.59	
402 Day 14/15 2/2	402 Day 5 *		8.37	

*LIMS label correct.

Jar wt: 13.33g

Total sample weight after homogenization _____ g

Reviewed by: SM Date: 19JUN15

FWO-250 Rev 05, 22-Feb-2010

AXYS Analytical Services Ltd.

Composite Sample Preparation Record

WG: 51568 Date: 16JUN15 Chemist: SM Contract: 4765

Axys Sample ID: L23368-9

Sample ID for individuals	Client ID	Length (cm)	Weight (g)	Fillet wt (g)
501 Day 14/15 1/2	501 Day 7 *		4.28	
501 Day 14/15 2/2	501 Day 5 *		3.00	

* LIMS label correct.

Jar Wt: 13.32g

Total sample weight after homogenization _____ g

Reviewed by: SM Date: 19 JUN 15

AXYS Analytical Services Ltd.

Composite Sample Preparation Record

WG: 51568 Date: 16JUN15 Chemist: SM Contract: 4765

Axys Sample ID: L23368-10

Sample ID for individuals	Client ID	Length (cm)	Weight (g)	Fillet wt (g)
SD2 Day 14/15 1/2	SD2 Day7 *		4.72	
SD2 Day 14/15 2/2	SD2 Day5 *		6.33	

*LIMS label correct

Jar wt: 13.42g

Total sample weight after homogenization _____ g

Reviewed by: SM Date: 26JUN15

FWO-250 Rev 05, 22-Feb-2010

AXYS Analytical Services Ltd.

Composite Sample Preparation Record

WG: 51568 Date: 16JUN15 Chemist: SM Contract: 4765

Axys Sample ID: L233368-11

Sample ID for individuals	Client ID	Length (cm)	Weight (g)	Fillet wt (g)
601 Day 14/15 1/2	601 Day7 *		5.68	
601 Day 14/15 2/2	601 Day5 *		8.15	

* Lids label correct.

Jar wt: 13.43g

Total sample weight after homogenization _____ g

Reviewed by: SM Date: 26JUN15

FWO-250 Rev 05, 22-Feb-2010

AXYS Analytical Services Ltd.

Composite Sample Preparation Record

WG: 51568 Date: 16JUN15 Chemist: SM Contract: 4765

Axys Sample ID: L233608-12

Sample ID for individuals	Client ID	Length (cm)	Weight (g)	Fillet wt (g)
602 Day 14|15 1/2	602 Day 7 *		9.48	
602 Day 14|15 2/2	602 Day 5 *		7.05	

* LIMS label correct.

Jar Wt: 13.35g

Total sample weight after homogenization _____ g

Reviewed by: SM Date: 26JUN15

AXYS Analytical Services Ltd.

Composite Sample Preparation Record

WG: 5568 Date: 16JUN15 Chemist: SM Contract: 4765

Axys Sample ID: L23368-13

Sample ID for individuals	Client ID	Length (cm)	Weight (g)	Fillet wt (g)
701 Day 14/15 1/2	701 Day 7 *		5.14	
701 Day 14/15 2/2	701 Day 5 *		5.55	

* LIMS label correct.

Jar wt: 13.33g

Total sample weight after homogenization _____ g

Reviewed by: SM Date: 26JUN15

FWO-250 Rev 05, 22-Feb-2010

AXYS Analytical Services Ltd.

Composite Sample Preparation Record

WG: 51568 Date: 16JUN15 Chemist: SH Contract: 4765

Axys Sample ID: L233168-14

Sample ID for individuals	Client ID	Length (cm)	Weight (g)	Fillet wt (g)
702 Day 14/15 1/2	702 Day 7 *		5.16	
702 Day 14/15 2/2	702 Day 5 *		4.85	

* LIMS label correct.

Jar Wt: 13.45g

Total sample weight after homogenization _____ g

Reviewed by: SH Date: 26JUN15

AXYS Analytical Services Ltd.

Composite Sample Preparation Record

WG: 51568 Date: 16JUN15 Chemist: SM Contract: 4765

Axys Sample ID: L233668-15

Sample ID for individuals	Client ID	Length (cm)	Weight (g)	Fillet wt (g)
801 Day 14/15 1/2	801 Day 7 *		5.88	
801 Day 14/15 2/2	801 Day 5 *		7.52	

* LIMS label correct

Jar wt: 13.38g.

Total sample weight after homogenization _____ g

Reviewed by: SM Date: 26JUN15

AXYS Analytical Services Ltd.

Composite Sample Preparation Record

WG: 51568 Date: 16JUN15 Chemist: SM Contract: 4765

Axys Sample ID: L23368-16

Sample ID for individuals	Client ID	Length (cm)	Weight (g)	Fillet wt (g)
802 Day 14/15 1/2	802 Day7 *		6.08	
802 Day 14/15 2/2	802 Day5 *		8.17	

*LIMS label correct.

Jar Wt: 13.41g

Total sample weight after homogenization _____ g

Reviewed by: SM Date: 26JUN15

AXYS Analytical Services Ltd.

Composite Sample Preparation Record

WG: 51568 Date: 16JUN15 Chemist: SM Contract: 4765

Axys Sample ID: L233168-17

Sample ID for individuals	Client ID	Length (cm)	Weight (g)	Fillet wt (g)
901 Day 14/15 ½	901 Day 7 *		4.11	
901 Day 14/15 ½	901 Day 5 *		4.32	

*LIMS label correct.

Jar wt: 13.34g

Total sample weight after homogenization _____ g

Reviewed by: SM Date: 26JUN15

FWO-250 Rev 05, 22-Feb-2010

AXYS Analytical Services Ltd.

Composite Sample Preparation Record

WG: 51568 Date: 16JUN15 Chemist: SM Contract: 4765

Axys Sample ID: L23368-18

Sample ID for individuals	Client ID	Length (cm)	Weight (g)	Fillet wt (g)
902 Day 14/15 1/2	902 Day 7 *		5.15	
902 Day 14/15 2/2	902 Day 5 *		4.54	
			16JUN15 SM	

*LIMS label correct.

Jar WT: 13.20g

Total sample weight after homogenization _____ g

Reviewed by: SM Date: 26JUN15

FWO-250 Rev 05, 22-Feb-2010

AXYS Analytical Services Ltd.

Composite Sample Preparation Record

WG: S1568 Date: 16JUN15 Chemist: JL Contract: 4765

Axys Sample ID: L23368-19

Sample ID for individuals	Client ID	Length (cm)	Weight (g)	Fillet wt (g)
1001 Day 14/15 1/2	1001 Day 7 *		5.53	
1001 Day 14/15 2/2	1001 Day 5 *		6.34	

* LIMS label correct.

Jar Wt: 13.24g

Total sample weight after homogenization _____ g

Reviewed by: SM Date: 26JUN15

AXYS Analytical Services Ltd.

Composite Sample Preparation Record

WG: 51568 Date: 16JUN15 Chemist: SM Contract: 4765

Axys Sample ID: L23368-20

Sample ID for individuals	Client ID	Length (cm)	Weight (g)	Fillet wt (g)
1002 Day 14|15 1/2	1002 Day 7 *		3.76	
1002 Day 14|15 3/2	1002 Day 5 *		4.15	

*LIMS label correct

Jar wt: 13.40g

Total sample weight after homogenization _____ g

Reviewed by: SM Date: 16JUN15

FWO-250 Rev 05, 22-Feb-2010

AXYS Analytical Services Ltd.

Composite Sample Preparation Record

WG: 51568 Date: 16JUN15 Chemist: SK Contract: 4765

Axys Sample ID: L233568-21

Sample ID for individuals	Client ID	Length (cm)	Weight (g)	Fillet wt (g)
1101 Day 14/15 1/2	1101 Day 7 *		4.52	
1101 Day 14/15 3/2	1101 Day 5 *		5.42	

*LIMS label correct

Jar wt: 13.37g

Total sample weight after homogenization _____ g

Reviewed by: SM Date: 26JUN15

FWO-250 Rev 05, 22-Feb-2010

AXYS Analytical Services Ltd.

Composite Sample Preparation Record

WG: 51568 Date: 16JUN15 Chemist: SM Contract: 4765

Axys Sample ID: L23368-22

Sample ID for individuals	Client ID	Length (cm)	Weight (g)	Fillet wt (g)
1102 Day 14/15 1/2	1102 Day 7 *		5.03	
1102 Day 14/15 2/2	1102 Day 5 *		5.72	

*LIMS label correct

Jar wt: 13.43g

Total sample weight after homogenization _____ g

Reviewed by: SM Date: 26JUN15

FWO-250 Rev 05, 22-Feb-2010

AXYS Analytical Services Ltd.

Composite Sample Preparation Record

WG: S1568 Date: 16JUN15 Chemist: SM Contract: 4765

Axys Sample ID: L23368-23.

Sample ID for individuals	Client ID	Length (cm)	Weight (g)	Fillet wt (g)
1201 Day 14/15 1/2	1201 Day 7 *		6.11	
1201 Day 14/15 2/2	1201 Day 5 *		5.24	

* LIMS label correct.

Jar wt: 13.40 g

Total sample weight after homogenization _____ g

Reviewed by: SM Date: 26JUN15

FWO-250 Rev 05, 22-Feb-2010

AXYS Analytical Services Ltd.

Composite Sample Preparation Record

WG: S1568 Date: 16JUN15 Chemist: SM Contract: 4765

Axys Sample ID: L23368-24

Sample ID for individuals	Client ID	Length (cm)	Weight (g)	Fillet wt (g)
1202 Day 14/15 1/2	1202 Day 7 *		5.09	
1202 Day 14/15 2/2	1202 Day 5 *		5.64	

*LIMS label correct.

Jar wt: 13.21g

Total sample weight after homogenization _____ g

Reviewed by: SM Date: 26JUN15

FWO-250 Rev 05, 22-Feb-2010

BATCH ID: WG51889

Method ID: MLA-905 R01.02	
Method ID:	
Method ID:	
Analyst:	
Start Date:	20-Jul-15
Batch List Author:	SDHESI
Checked By:	SZ
Project Manager:	Kirsten
Glassware Type:	N/A
Glassware Treatment:	N/A
Rotovap Type:	N/A

Matrix:	Urine
Sample size:	4 mL g 20-Jul-15
Moistures required?	NO
Lipids required?	NO
Extraction Solvent:	Pentane
	N/A
	N/A
Biohazard Type:	Human Biohazard

Comments:

Sample size - 4g. Please document sample sizes in weight only.

Sample vials are presently being stored in the -80°C. They should be brought into the WIC the day before extraction to ensure that they do not stay too long at temps above 0 °C.

• Conduct all aspects of the sample preparation at low light and minimize exposure of the samples and extracts to light.

The old enzyme is fine; no need to use the fresh batch but either is fine

The new deconjugation standard, MP035A-STK/01, is better and should be used instead of old one.

| 40UL MP035A-STK/ must be added to BLK as well as to the SPM

Calibration: | MP004-CAL/

WG51568_D2

Contract #	Sample	Wt	Contract #	Sample	Wt
4765	L23368-6	4 g			
4765	L23368-7	4 g			
4765	L23368-8	4 g			
4765	L23368-9	4 g			
4765	L23368-10	4 g			
4765	L23368-11	4 g			
4765	L23368-12	4 g			
4765	L23368-13	4 g			
4765	L23368-14	4 g			
4765	L23368-15	4 g			
4765	L23368-16	4 g			
4765	L23368-17	4 g			
4765	L23368-18	4 g			
4765	L23368-19	4 g			
4765	L23368-20	4 g			
4765	L23368-21	4 g			
4765	L23368-22	4 g			
4765	L23368-23	4 g			
4765	L23368-24	4 g			

Spiking:

Product	Samples required:	Before Extraction: Surrogate	After Extraction: Cleanup Surrogate	Recovery	F.V.	U-vial	Instructions and Comments:
MP905	L23368-6, 7, 8, 9, 10, 11, 12, 13, 14, 15, 16, 17, 18, 19, 20, 21, 22, 23, 24, WG51889-101, 102, 103	(8472) 52 Vol 50uL MP004A-SUR/ 01	N/A	(8301) 10uL MP004A-REC/ 03 Volumetric	225 uL	SILANISED GCMS	Store final extracts in -80 C freezer

BATCH ID: WG51889

QC Samples	Type and Weight	Analysis QC required for:	Authentic spiking:	Comments:
WG51889-101 BLANK	4ML HPLC WATER	MP905 (5472)	40uL MP035A-STK/ 01 Vol.	SZ 40UL MP035A-STK/ must be added to BLK as well as to the SPM
WG51889-102 SPM	4ML SC6235 HUMAN URINE	MP905 (8301)	10uL MP004A-AUT/ 01 Vol. 40uL MP035A-STK/	SZ
WG51889-103 SAR	SAR	MP905 (8301)	50uL MP004A-SUR/ 10uL MP004A-AUT/ 10uL MP029A-STK/ 01 Vol. 10uL MP004A-REC/ FV: 225 uL	SZ

QC Samples	Type and Weight	Analysis QC required for:	Authentic spiking:	Comments:

AXYS Analytical Services Ltd

Sample Labeling Information: Batch ID: WG51889 Date: 20 Jul 15 Analyst: SZ Contract #: 4765

Method: MLA-905 R01.02

Sample ID	Sample Type and Description	Original Labelling	LIMS label correct as per client
L23368-6	clear orange liquid with particulates	Client: 302 Day 7, 302 Day 5 LIMS: 302 Day 14/15 1/2	☑
L23368-7	clear orange liquid with particulates	Client: 401 day 7, 401 Day 5 LIMS: 401 Day 14/15 2/2	☑
L23368-8	clear orange liquid with particulates	Client: 402 Day 7, 402 Day 5 LIMS: 402 Day 14/14/15 SZ 20Jul15 2/2	☑
L23368-9	clear orange liquid with particulates	Client: 501 Day 7, 501 Day 5 LIMS: 501 Day 14/15 1/2	☑
L23368-10	clear orange liquid with particulates	Client: 502 Day 7, 502 Day 5 LIMS: 502 Day 14/15 1/2	☑
L23368-11	clear orange liquid with particulates	Client: 601 Day 7, 601 Day 5 LIMS: 601 Day 14/15 1/2	☑
L23368-12	clear orange liquid with particulates	Client: 602 Day 7, 602 Day 5 LIMS: 602 Day 14/15 2/2	☑
L23368-13	clear orange liquid with particulates	Client: 701 Day 7, 701 Day 5 LIMS: 701 Day 14/15 2/2	☑
L23368-14	clear orange liquid with particulates	Client: 702 Day 7, 702 Day 5 LIMS: 702 Day 14/15 1/2	☑
L23368-15	clear orange liquid with particulates	Client: 801 Day 7, 801 Day 5 LIMS: 801 Day 14/15 1/2	☑
L23368-16	clear orange liquid with particulates	Client: 802 Day 7, 802 Day 5 LIMS: 802 Day 14/15 1/2	☑
L23368-17	clear orange liquid with particulates	Client: 901 Day 7, 901 Day 5 LIMS: 901 Day 14/15 2/2	☑
L23368-18	clear orange liquid with particulates	Client: 902 Day 7, 902 Day 5 LIMS: 902 Day 14/15 1/2	☑
L23368-19	clear orange liquid with particulates	Client: 1001 Day 7, 1001 Day 5 LIMS: 1001 Day 14/15 1/2	☑
L23368-20	clear orange liquid with particulates	Client: 1002 Day 7, 1002 Day 5 LIMS: 1002 Day 14/15 1/2	☑
L23368-21	clear orange liquid with particullate	Client: 1101 Day 7, 1101 Day 5 LIMS: 1101 Day 14/15 1/2	☑

AXYS Analytical Services Ltd

Sample Labeling Information: Batch ID: WG51889 Date: 20 Jul 15 Analyst: SZ Contract #: 4765

Method: MLA-905 R01.02

Sample ID	Sample Type and Description	Original Labelling	LIMS label correct as per client
L23368-22	clear orange liquid with particulates	Client: 1102 Day 7, 1102 Day 5 LIMS: 1102 Day 14/15 1/2	☐
L23368-23	clear orange liquid with particulates	Client: 1201 Day 7, 1201 Day 5 LIMS: 1201 Day 14/15 1/2	☑
L23368-24	clear orange liquid with particulates	Client 1202 Day 7, 1202 Day 5 LIMS: 1202 Day 14/15 1/2	☑
WG51889-101 (BLANK)	clear colorless liquid Procedural Blank	Water HPLC Grade * 134437 Fisher	☐
WG51889-102 (SPM)	clear orange liquid Spiked Matrix	SC 6235 Jar 9 of 10 Reference Urine for MLA-905	☐
WG51889-103 (SAR)	S.A.R	S.A.R	☐
			☐
			☐
			☐
			☐
			☐
			☐
			☐
			☐
			☐

AXYS Analytical Services Ltd

Sample Wt & Moistures: Batch ID: WG51889 Date: 20Jul15 Analyst: SZ Balance ~~or Syringe~~ # 1026

Method: MLA-905 R01.02

Sample ID	Moisture (SLA-015) (all weights in grams)						Sample Wt or Vol (SLA-085) (g ~~or mL~~)	Backup (g) mL
	Tare (a)	Tare + Wet	Tare + dry	Tare (b)	Tare + wet	Tare + dry		
L23368-6							4.008	6
L23368-7							4.005	5
L23368-8							3.993	11
L23368-9							4.007	4
L23368-10							4.007	6
L23368-11							4.004	9
L23368-12							4.002	12
L23368-13							3.994	5
L23368-14							4.006	7
L23368-15							4.000	8
L23368-16							4.009	14
L23368-17							4.004	5
L23368-18							4.008	5
L23368-19							4.004	11
L23368-20							4.008	5
L23368-21							3.993	5
L23368-22							3.995	5
L23368-23							3.993	7

Moistures into oven: Date: _____ Time: _____ Analyst: _____ Out of Oven: Date: _____ Time: _____ Analyst: _____

Extraction Information: Soxhlet: ____ Dean Stark: ____ Steam Distillation: ____ Base Digest: ____ Vol: _____mL

Drying: Drying Time: _____ mins Analyst: _____ Reagent: _____

Extraction Solvent used: _____ Volume: _____ mL

Begin: Date:_____ Time: _____ Analyst: _____ **End:** Date: _____ Time: _____ Analyst: _____

Reviewed by SZ date 22Jul15

AXYS Analytical Services Ltd

Sample Wt & Moistures: Batch ID: WG51889 Date: 10Jul15 Analyst: SZ Balance ~~or Syringe~~ # 1036

Method: MLA-905 R01.02

Sample ID	Moisture (SLA-015) (all weights in grams)						Sample Wt or Vol (SLA-085) (g ~~or mL~~)	Backup (g)
	Tare (a)	Tare + Wet	Tare + dry	Tare (b)	Tare + wet	Tare + dry		
L23368-24							4.003	10
WG51889-101 (BLANK)							4.004	—
WG51889-102 (SPM)							3.992	—
WG51889-103 (SAR)							—	—

Moistures into oven: Date: _____ Time: _____ Analyst: _____ Out of Oven: Date: _____ Time: _____ Analyst: _____

Extraction Information: Soxhlet: ____ Dean Stark: ____ Steam Distillation: ____ Base Digest: ____ Vol: _____mL

Drying: Drying Time: _____ mins Analyst: _____ Reagent: _____

Extraction Solvent used: _____ Volume: _____ mL

Begin: Date:_____ Time: _____ Analyst: _____ **End:** Date: _____ Time: _____ Analyst: _____

Reviewed by SZ date 22Jul15

AXYS Analytical Services Ltd

Spiking Sheet: Batch ID: WG51889 Method: MLA-905 R01.02

Witness name/ initials: FangSui | FS

Sample ID	**Before extraction** Surr. ID: MP004A-SUR/01 Date: 20Jul15 Vol.: 50 µL Syringe#: 5472 Ampoule: Vol Analyst: SZ		**Before extraction** Surr. ID: Date: Vol.: µL Syringe#: Ampoule: Analyst:		**Cleanup Std.** Surr.: Date: Vol.: µL Syringe#: Ampoule: Start time: Fin. time:	**Cleanup Std.** Surr.: Date: Vol.: µL Syringe#: Ampoule: Start time: Fin. time:	**Recovery** Surr.: MP004A-REC/03 Date: 22 Jul 15 Vol.: 10 µL F.V.: 225 µL Syringe#: 8301 Ampoule: Vol Start time: 12:34 Fin. time: 12:43	**Recovery** Surr.: Date: Vol.: µL F.V.: µL Syringe#: Ampoule: Start time: Fin. time:
	Time	Witness	Time	Witness	Analyst:	Analyst:	Analyst: SZ	Analyst:
L23368-6	14:13	FS			☐	☐	☑	☐
L23368-7	14:13	FS			☐	☐	☑	☐
L23368-8	14:13	FS			☐	☐	☑	☐
L23368-9	14:13	FS			☐	☐	☑	☐
L23368-10	14:13	FS			☐	☐	☑	☐
L23368-11	14:14	FS			☐	☐	☑	☐
L23368-12	14:14	FS			☐	☐	☑	☐
L23368-13	14:14	FS			☐	☐	☑	☐
L23368-14	14:14	FS			☐	☐	☑	☐
L23368-15	14:14	FS			☐	☐	☑	☐
L23368-16	14:15	FS			☐	☐	☑	☐
L23368-17	14:15	FS			☐	☐	☑	☐
L23368-18	14:15	FS			☐	☐	☑	☐
L23368-19	14:15	FS			☐	☐	☑	☐
L23368-20	14:15	FS			☐	☐	☑	☐
L23368-21	14:15	FS			☐	☐	☑	☐
L23368-22	14:16	FS			☐	☐	☑	☐
L23368-23	14:16	FS			☐	☐	☑	☐

Sample ID	Authentic Std: MP004A-AUT/01 Date: 20Jul15 Vol.: 10 µL Syringe#: 8301 Ampoule#: Vol Analyst: SZ		Authentic Std: MP035A-STK/01 Date: 20Jul15 Vol.: 40 µL Syringe#: 8301-5472 20Jul15 FS Ampoule#: Vol Analyst: SZ		Authentic Std: MP029A-STK/01 Date: 20Jul15 Vol.: 10 µL Syringe#: 8301 Ampoule#: Vol Analyst: SZ	
	Time	Witness	Time	Witness	Time	Witness
WG51889-101 BLK			14:10	FS		
WG51889-102SPK	14:05	FS	14:10	FS		
WG51889-103SRR	14:05	FS			14:07	FS

AXYS Analytical Services Ltd

Spiking Sheet: Batch ID: WG51889 Method: MLA-905 R01.02

Witness name/ initials: FangSui/FS

Sample ID	**Before extraction** Surr. ID: MP004A-SUR/01 Date: 20Jul15 Vol.: 50 µL Syringe#: 5472 Ampoule: Vol Analyst: SZ		**Before extraction** Surr. ID: Date: Vol.: µL Syringe#: Ampoule: Analyst:		**Cleanup Std.** Surr.: Date: Vol.: µL Syringe#: Ampoule: Start time: Fin. time:	**Cleanup Std.** Surr.: Date: Vol.: µL Syringe#: Ampoule: Start time: Fin. time:	**Recovery** Surr.: MP004A-REC/03 Date: 22Jul15 Vol.: 10 µL F.V.: 225 µL Syringe#: 8301 Ampoule: Vol Start time: 12:34 Fin. time: 12:42	**Recovery** Surr.: Date: Vol.: µL F.V.: µL Syringe#: Ampoule: Start time: Fin. time:
	Time	Witness	Time	Witness	Analyst:	Analyst:	Analyst: SZ	Analyst:
L23368-24	14:16	FS			☐	☐	☑	☐
WG51889-101 (BLANK)	14:16	FS			☐	☐	☑	☐
WG51889-102 (SPM)	14:17	FS			☐	☐	☑	☐
WG51889-103 (SAR)	14:17	FS			☐	☐	☑	☐
					☐	☐	☐	☐
					☐	☐	☐	☐
					☐	☐	☐	☐
					☐	☐	☐	☐
					☐	☐	☐	☐
					☐	☐	☐	☐
					☐	☐	☐	☐
					☐	☐	☐	☐
					☐	☐	☐	☐
					☐	☐	☐	☐
					☐	☐	☐	☐
					☐	☐	☐	☐
					☐	☐	☐	☐
					☐	☐	☐	☐
					☐	☐	☐	☐

Sample ID	Authentic Std: Date: Vol.: µL Syringe#: Ampoule#: Analyst:		Authentic Std: Date: Vol.: µL Syringe#: Ampoule#: Analyst:		Authentic Std: Date: Vol.: µL Syringe#: Ampoule#: Analyst:	
	Time	Witness	Time	Witness	Time	Witness

AXYS Analytical Services Ltd.

LC Methods, CLAM and POCIS Worksheet

Workgroup: **WG51889**

Method: **MLA-905 R01.02**

Sample Preparation - Extraction - Derivatization

Reagent	Lot#	Vol. mL	Time	Vol. mL	Time	Vol. mL	Time
2-Mercaptoethanol	SHBD6689V	30 ml	13:50				
B-Glucuronidase Enzyme Solution	4	1	14:20				
Pentane	151879	4	08:25	4	10:30	4	12:00
Dodecane	SHBD1005V	30 ml	08:40				
2-mercaptoethanol : acetonitrile : ~~toluene~~ 10 : 65 : 65	4	140 ml	10:00				
SZ 22Jul15							
Pentane	151879	0.5	10:05				
MSTFA	BCBL4248V	90 ml	12:45				

~~Shake~~ /tipper ☑	Sonication ☐	Millipore ☐
Analyst:	SZ	
Date:	21Jul15	
Time:	08:30 10:35 12:15	
#times	3	

Extract pH check/adjust

1.pH:	
Date:	
Time:	
Analyst:	
2.pH:	
Date:	
Time:	
Analyst:	
3.pH:	
Date:	
Time:	
Analyst:	

Derivatization

Analyst:	SZ
Date:	22Jul15
Start time:	13:10
End time:	13:40

Incubation:

Analyst:	SZ	
Date:	20Jul15	21Jul15
Start time:	14:50	~~08:00~~ SZ 21Jul15
End time:		08:00

Sample ID:	# of Filters - Millipore
L23368-6	
L23368-7	
L23368-8	
L23368-9	
L23368-10	
L23368-11	
L23368-12	
L23368-13	
L23368-14	
L23368-15	
L23368-16	
L23368-17	
L23368-18	
L23368-19	
L23368-20	
L23368-21	
L23368-22	
L23368-23	
L23368-24	
WG51889-101 (BLANK)	
WG51889-102 (SPM)	
WG51889-103 (SAR)	

AXYS Analytical Services Ltd

Notes: Batch ID: WG51889 Method: MLA-905 R01.02

Date:	Analyst	Fraction	Notes:

Reviewed by SZ date 22Jul 15

AXYS METHOD MLA-905 Rev 01

Form 1A
ANALYSIS REPORT

CLIENT SAMPLE NO.
302 Day 14/15
Sample Collection:
25-May-2015

AXYS ANALYTICAL SERVICES
2045 MILLS RD., SIDNEY, B.C., CANADA
V8L 5X2 TEL (250) 655-5800 FAX (250) 655-5811

Project No.	06262044.0000		
Contract No.:	4765	**Lab Sample I.D.:**	L23368-6
Matrix:	URINE	**Sample Size:**	3.84 mL (wet)
Sample Receipt Date:	29-May-2015	**Initial Calibration Date:**	17-Jul-2015
Extraction Date:	21-Jul-2015	**Instrument ID:**	HR GC/MS
Analysis Date:	24-Jul-2015 **Time:** 00:11:57	**GC Column ID:**	DB17-MS
Extract Volume (uL):	200	**Sample Data Filename:**	**MP51_137A S: 7**
Injection Volume (uL):	2.0	**Blank Data Filename:**	MP51_137A S: 6
Dilution Factor:	N/A	**Cal. Ver. Data Filename:**	MP51_137A S: 2

Concentration Units: pg/mL (wet weight basis)

This page is part of a total report that contains information necessary for accreditation compliance.
This test is not NELAP accredited. Sample results relate only to the sample tested.

COMPOUND	CAS NO.	LAB FLAG [1]	CONC. FOUND	REPORTING LIMIT (RL)[2]	ION ABUND. RATIO	RRT
3-OH-Chrysene	63019-39-6	K	843	834 (S)	1.21	1.000
3-OH-Benzo[a]pyrene	13345-21-6		2430	73.2 (S)	6.36	1.003
9-OH-Benzo[a]pyrene	17573-21-6	K	1110	35.0 (S)	4.56	1.154
3-OH-Benz[a]anthracene	4834-35-9	U		707 (S)		

(1) Where applicable, custom lab flags have been used on this report; U = not detected at RL; K = peak detected but did not meet quantification criteria, result reported represents the estimated maximum possible concentration.
(2) Reporting Limit (Code): S = sample detection limit; M = method detection limit; L = lowest calibration level equivalent; Q = contract defined limit.

These data are validated and reported as accurate and in accord with AXYS Analytical Services Ltd. ISO17025 compliant quality assurance processes.
Signed: _____Million Woudneh_____

For Axys Internal Use Only [XSL Template: Pest1A.xsl; Created: 18-Aug-2015 09:40:38; Application: XMLTransformer-1.14.15;
Report Filename: Pest_PAH_HI_OHPAH_L23368-6_Form1A_MP51_137AS7_SJ1914230.html; Workgroup: WG51889; Design ID: 2302]

AXYS METHOD MLA-905 Rev 01

Form 2

ANALYSIS REPORT

CLIENT SAMPLE NO.
302 Day 14/15
Sample Collection:
25-May-2015

AXYS ANALYTICAL SERVICES
2045 MILLS RD., SIDNEY, B.C., CANADA
V8L 5X2 TEL (250) 655-5800 FAX (250) 655-5811

Project No.	06262044.0000		
Contract No.:	4765	**Lab Sample I.D.:**	L23368-6
Matrix:	URINE	**Sample Size:**	3.84 mL (wet)
Sample Receipt Date:	29-May-2015	**Initial Calibration Date:**	17-Jul-2015
Extraction Date:	21-Jul-2015	**Instrument ID:**	HR GC/MS
Analysis Date:	24-Jul-2015 **Time:** 00:11:57	**GC Column ID:**	DB17-MS
Extract Volume (uL):	200	**Sample Data Filename:**	**MP51_137A S: 7**
Injection Volume (uL):	2.0	**Blank Data Filename:**	MP51_137A S: 6
Dilution Factor:	N/A	**Cal. Ver. Data Filename:**	MP51_137A S: 2
Concentration Units:	pg absolute		

This page is part of a total report that contains information necessary for accreditation compliance.
This test is not NELAP accredited. Sample results relate only to the sample tested.

LABELED COMPOUND	LAB FLAG [1]	SPIKE CONC.	CONC. FOUND	R(%) [2]	ION ABUND. RATIO	RRT
13C6-3-OH-Chrysene		50500	33000	65.3	2.15	1.409
13C6-1-OH-Benz[a]anthracene		50400	38400	76.1	2.37	1.375
d11-3-OH-Benzo[a]pyrene		49800	28700	57.6	7.10	1.632

(1) Where applicable, custom lab flags have been used on this report.
(2) R% = percent recovery.

These data are validated and reported as accurate and in accord with AXYS Analytical Services Ltd. ISO17025 compliant quality assurance processes.
Signed: _____Million Woudneh_____

For Axys Internal Use Only [XSL Template: Pest2.xsl; Created: 18-Aug-2015 09:40:38; Application: XMLTransformer-1.14.15;
Report Filename: Pest_PAH_HI_OHPAH_L23368-6_Form2_MP51_137AS7_SJ1914230.html; Workgroup: WG51889; Design ID: 2302]

AXYS METHOD MLA-905 Rev 01

Form 1A
ANALYSIS REPORT

CLIENT SAMPLE NO.
401 Day 14/15
Sample Collection:
25-May-2015

AXYS ANALYTICAL SERVICES
2045 MILLS RD., SIDNEY, B.C., CANADA
V8L 5X2 TEL (250) 655-5800 FAX (250) 655-5811

Project No.	06262044.0000		
Contract No.:	4765	**Lab Sample I.D.:**	L23368-7
Matrix:	URINE	**Sample Size:**	3.84 mL (wet)
Sample Receipt Date:	29-May-2015	**Initial Calibration Date:**	17-Jul-2015
Extraction Date:	21-Jul-2015	**Instrument ID:**	HR GC/MS
Analysis Date:	24-Jul-2015 **Time:** 00:46:03	**GC Column ID:**	DB17-MS
Extract Volume (uL):	200	**Sample Data Filename:**	**MP51_137A S: 8**
Injection Volume (uL):	2.0	**Blank Data Filename:**	MP51_137A S: 6
Dilution Factor:	N/A	**Cal. Ver. Data Filename:**	MP51_137A S: 2

Concentration Units: pg/mL (wet weight basis)

This page is part of a total report that contains information necessary for accreditation compliance.
This test is not NELAP accredited. Sample results relate only to the sample tested.

COMPOUND	CAS NO.	LAB FLAG [1]	CONC. FOUND	REPORTING LIMIT (RL)[2]	ION ABUND. RATIO	RRT
3-OH-Chrysene	63019-39-6	X				
3-OH-Benzo[a]pyrene	13345-21-6	E				
9-OH-Benzo[a]pyrene	17573-21-6		69900	242 (S)	6.64	1.157
3-OH-Benz[a]anthracene	4834-35-9		3780	1540 (S)	2.12	1.033

(1) Where applicable, custom lab flags have been used on this report; X = result reported separately; E = exceeds calibrated linear range, see dilution data.
(2) Reporting Limit (Code): S = sample detection limit; M = method detection limit; L = lowest calibration level equivalent; Q = contract defined limit.

These data are validated and reported as accurate and in accord with AXYS Analytical Services Ltd. ISO17025 compliant quality assurance processes.
Signed: _____Million Woudneh_____

For Axys Internal Use Only [XSL Template: Pest1A.xsl; Created: 18-Aug-2015 09:40:38; Application: XMLTransformer-1.14.15;
Report Filename: Pest_PAH_HI_OHPAH_L23368-7_Form1A_MP51_137AS8_SJ1914231.html; Workgroup: WG51889; Design ID: 2302]

AXYS METHOD MLA-905 Rev 01

Form 2

ANALYSIS REPORT

CLIENT SAMPLE NO.
401 Day 14/15
Sample Collection:
25-May-2015

AXYS ANALYTICAL SERVICES
2045 MILLS RD., SIDNEY, B.C., CANADA
V8L 5X2 TEL (250) 655-5800 FAX (250) 655-5811

Project No.	06262044.0000		
Contract No.:	4765	**Lab Sample I.D.:**	L23368-7
Matrix:	URINE	**Sample Size:**	3.84 mL (wet)
Sample Receipt Date:	29-May-2015	**Initial Calibration Date:**	17-Jul-2015
Extraction Date:	21-Jul-2015	**Instrument ID:**	HR GC/MS
Analysis Date:	24-Jul-2015 **Time:** 00:46:03	**GC Column ID:**	DB17-MS
Extract Volume (uL):	200	**Sample Data Filename:**	**MP51_137A S: 8**
Injection Volume (uL):	2.0	**Blank Data Filename:**	MP51_137A S: 6
Dilution Factor:	N/A	**Cal. Ver. Data Filename:**	MP51_137A S: 2
Concentration Units:	pg absolute		

This page is part of a total report that contains information necessary for accreditation compliance.
This test is not NELAP accredited. Sample results relate only to the sample tested.

LABELED COMPOUND	LAB FLAG [1]	SPIKE CONC.	CONC. FOUND	R(%) [2]	ION ABUND. RATIO	RRT
13C6-3-OH-Chrysene	X					
13C6-1-OH-Benz[a]anthracene		50400	40600	80.5	2.40	1.375
d11-3-OH-Benzo[a]pyrene		49800	31600	63.6	7.27	1.636

(1) Where applicable, custom lab flags have been used on this report; X = result reported separately.
(2) R% = percent recovery.

These data are validated and reported as accurate and in accord with AXYS Analytical Services Ltd. ISO17025 compliant quality assurance processes.
Signed: _____Million Woudneh_____

For Axys Internal Use Only [XSL Template: Pest2.xsl; Created: 18-Aug-2015 09:40:38; Application: XMLTransformer-1.14.15;
Report Filename: Pest_PAH_HI_OHPAH_L23368-7_Form2_MP51_137AS8_SJ1914231.html; Workgroup: WG51889; Design ID: 2302]

AXYS METHOD MLA-905 Rev 01

Form 1A
ANALYSIS REPORT

CLIENT SAMPLE NO.
401 Day 14/15
Sample Collection:
25-May-2015

AXYS ANALYTICAL SERVICES
2045 MILLS RD., SIDNEY, B.C., CANADA
V8L 5X2 TEL (250) 655-5800 FAX (250) 655-5811

Project No.	06262044.0000		
Contract No.:	4765	**Lab Sample I.D.:**	L23368-7 N
Matrix:	URINE	**Sample Size:**	3.84 mL (wet)
Sample Receipt Date:	29-May-2015	**Initial Calibration Date:**	04-Aug-2015
Extraction Date:	21-Jul-2015	**Instrument ID:**	HR GC/MS
Analysis Date:	06-Aug-2015 **Time:** 00:03:32	**GC Column ID:**	DB17-MS
Extract Volume (uL):	200	**Sample Data Filename:**	**MP51_141C S: 11**
Injection Volume (uL):	2.0	**Blank Data Filename:**	MP51_137A S: 6
Dilution Factor:	20	**Cal. Ver. Data Filename:**	MP51_141C S: 8

Concentration Units: pg/mL (wet weight basis)

This page is part of a total report that contains information necessary for accreditation compliance.
This test is not NELAP accredited. Sample results relate only to the sample tested.

COMPOUND	CAS NO.	LAB FLAG [1]	CONC. FOUND	REPORTING LIMIT (RL)[2]	ION ABUND. RATIO	RRT
3-OH-Chrysene	63019-39-6	D	50800	1950 (S)	2.98	1.000
3-OH-Benzo[a]pyrene	13345-21-6	D	129000	347 (S)	7.93	1.004
9-OH-Benzo[a]pyrene	17573-21-6	X				
3-OH-Benz[a]anthracene	4834-35-9	X				

(1) Where applicable, custom lab flags have been used on this report; D = dilution data; X = result reported separately.
(2) Reporting Limit (Code): S = sample detection limit; M = method detection limit; L = lowest calibration level equivalent; Q = contract defined limit.

These data are validated and reported as accurate and in accord with AXYS Analytical Services Ltd. ISO17025 compliant quality assurance processes.
Signed: _____Million Woudneh_____

For Axys Internal Use Only [XSL Template: Pest1A.xsl; Created: 18-Aug-2015 09:40:38; Application: XMLTransformer-1.14.15;
Report Filename: Pest_PAH_HI_OHPAH_L23368-7_Form1A_MP51_141CS11_SJ1918284.html; Workgroup: WG51889; Design ID: 2302]

AXYS METHOD MLA-905 Rev 01

Form 2

ANALYSIS REPORT

CLIENT SAMPLE NO.
401 Day 14/15
Sample Collection:
25-May-2015

AXYS ANALYTICAL SERVICES
2045 MILLS RD., SIDNEY, B.C., CANADA
V8L 5X2 TEL (250) 655-5800 FAX (250) 655-5811

Project No.	06262044.0000		
Contract No.:	4765	**Lab Sample I.D.:**	L23368-7 N
Matrix:	URINE	**Sample Size:**	3.84 mL (wet)
Sample Receipt Date:	29-May-2015	**Initial Calibration Date:**	04-Aug-2015
Extraction Date:	21-Jul-2015	**Instrument ID:**	HR GC/MS
Analysis Date:	06-Aug-2015 **Time:** 00:03:32	**GC Column ID:**	DB17-MS
Extract Volume (uL):	200	**Sample Data Filename:**	**MP51_141C S: 11**
Injection Volume (uL):	2.0	**Blank Data Filename:**	MP51_137A S: 6
Dilution Factor:	20	**Cal. Ver. Data Filename:**	MP51_141C S: 8
Concentration Units:	pg absolute		

This page is part of a total report that contains information necessary for accreditation compliance.
This test is not NELAP accredited. Sample results relate only to the sample tested.

LABELED COMPOUND	LAB FLAG [1]	SPIKE CONC.	CONC. FOUND	R(%) [2]	ION ABUND. RATIO	RRT
13C6-3-OH-Chrysene	D	50500	46400	91.9	2.86	1.404
13C6-1-OH-Benz[a]anthracene	X					
d11-3-OH-Benzo[a]pyrene	D	49800	31600	63.4	10.0	1.622

(1) Where applicable, custom lab flags have been used on this report; D = dilution data; X = result reported separately.
(2) R% = percent recovery.

These data are validated and reported as accurate and in accord with AXYS Analytical Services Ltd. ISO17025 compliant quality assurance processes.
Signed: _____Million Woudneh_____

For Axys Internal Use Only [XSL Template: Pest2.xsl; Created: 18-Aug-2015 09:40:38; Application: XMLTransformer-1.14.15;
Report Filename: Pest_PAH_HI_OHPAH_L23368-7_Form2_MP51_141CS11_SJ1918284.html; Workgroup: WG51889; Design ID: 2302]

AXYS METHOD MLA-905 Rev 01

Form 1A
ANALYSIS REPORT

CLIENT SAMPLE NO.
402 Day 14/15
Sample Collection:
25-May-2015

AXYS ANALYTICAL SERVICES
2045 MILLS RD., SIDNEY, B.C., CANADA
V8L 5X2 TEL (250) 655-5800 FAX (250) 655-5811

Project No.	06262044.0000		
Contract No.:	4765	**Lab Sample I.D.:**	L23368-8 NL
Matrix:	URINE	**Sample Size:**	3.83 mL (wet)
Sample Receipt Date:	29-May-2015	**Initial Calibration Date:**	04-Aug-2015
Extraction Date:	21-Jul-2015	**Instrument ID:**	HR GC/MS
Analysis Date:	08-Aug-2015 **Time:** 00:54:02	**GC Column ID:**	DB17-MS
Extract Volume (uL):	200	**Sample Data Filename:**	**MP51_142D S: 8**
Injection Volume (uL):	2.0	**Blank Data Filename:**	MP51_137A S: 6
Dilution Factor:	10	**Cal. Ver. Data Filename:**	MP51_142D S: 2

Concentration Units: pg/mL (wet weight basis)

This page is part of a total report that contains information necessary for accreditation compliance.
This test is not NELAP accredited. Sample results relate only to the sample tested.

COMPOUND	CAS NO.	LAB FLAG [1]	CONC. FOUND	REPORTING LIMIT (RL)[2]	ION ABUND. RATIO	RRT
3-OH-Chrysene	63019-39-6	D	30100	1280 (S)	2.44	0.999
3-OH-Benzo[a]pyrene	13345-21-6	D	88100	544 (S)	7.05	1.004
9-OH-Benzo[a]pyrene	17573-21-6	D	11500	105 (S)	7.78	1.151
3-OH-Benz[a]anthracene	4834-35-9	D	2250	1050 (S)	2.99	1.033

(1) Where applicable, custom lab flags have been used on this report; D = dilution data.
(2) Reporting Limit (Code): S = sample detection limit; M = method detection limit; L = lowest calibration level equivalent; Q = contract defined limit.

These data are validated and reported as accurate and in accord with AXYS Analytical Services Ltd. ISO17025 compliant quality assurance processes.
Signed: _____Million Woudneh_____

For Axys Internal Use Only [XSL Template: Pest1A.xsl; Created: 18-Aug-2015 09:40:38; Application: XMLTransformer-1.14.15;
Report Filename: Pest_PAH_HI_OHPAH_L23368-8_Form1A_MP51_142DS8_SJ1918965.html; Workgroup: WG51889; Design ID: 2302]

AXYS METHOD MLA-905 Rev 01

Form 2

ANALYSIS REPORT

CLIENT SAMPLE NO.
402 Day 14/15
Sample Collection:
25-May-2015

AXYS ANALYTICAL SERVICES
2045 MILLS RD., SIDNEY, B.C., CANADA
V8L 5X2 TEL (250) 655-5800 FAX (250) 655-5811

Project No.	06262044.0000		
Contract No.:	4765	**Lab Sample I.D.:**	L23368-8 NL
Matrix:	URINE	**Sample Size:**	3.83 mL (wet)
Sample Receipt Date:	29-May-2015	**Initial Calibration Date:**	04-Aug-2015
Extraction Date:	21-Jul-2015	**Instrument ID:**	HR GC/MS
Analysis Date:	08-Aug-2015 **Time:** 00:54:02	**GC Column ID:**	DB17-MS
Extract Volume (uL):	200	**Sample Data Filename:**	**MP51_142D S: 8**
Injection Volume (uL):	2.0	**Blank Data Filename:**	MP51_137A S: 6
Dilution Factor:	10	**Cal. Ver. Data Filename:**	MP51_142D S: 2
Concentration Units:	pg absolute		

This page is part of a total report that contains information necessary for accreditation compliance.
This test is not NELAP accredited. Sample results relate only to the sample tested.

LABELED COMPOUND	LAB FLAG [1]	SPIKE CONC.	CONC. FOUND	R(%) [2]	ION ABUND. RATIO	RRT
13C6-3-OH-Chrysene	D	50500	30700	60.8	2.79	1.403
13C6-1-OH-Benz[a]anthracene	D	50400	30300	60.2	3.27	1.369
d11-3-OH-Benzo[a]pyrene	D	49800	10400	20.9	9.11	1.621

(1) Where applicable, custom lab flags have been used on this report; D = dilution data.
(2) R% = percent recovery.

These data are validated and reported as accurate and in accord with AXYS Analytical Services Ltd. ISO17025 compliant quality assurance processes.
Signed: _____Million Woudneh_____

For Axys Internal Use Only [XSL Template: Pest2.xsl; Created: 18-Aug-2015 09:40:38; Application: XMLTransformer-1.14.15;
Report Filename: Pest_PAH_HI_OHPAH_L23368-8_Form2_MP51_142DS8_SJ1918965.html; Workgroup: WG51889; Design ID: 2302]

AXYS METHOD MLA-905 Rev 01

Form 1A

ANALYSIS REPORT

CLIENT SAMPLE NO.
501 Day 14/15
Sample Collection:
25-May-2015

AXYS ANALYTICAL SERVICES
2045 MILLS RD., SIDNEY, B.C., CANADA
V8L 5X2 TEL (250) 655-5800 FAX (250) 655-5811

Project No.	06262044.0000		
Contract No.:	4765	**Lab Sample I.D.:**	L23368-9 N
Matrix:	URINE	**Sample Size:**	3.87 mL (wet)
Sample Receipt Date:	29-May-2015	**Initial Calibration Date:**	04-Aug-2015
Extraction Date:	21-Jul-2015	**Instrument ID:**	HR GC/MS
Analysis Date:	06-Aug-2015 **Time:** 12:52:13	**GC Column ID:**	DB17-MS
Extract Volume (uL):	200	**Sample Data Filename:**	**MP51_141C S: 23**
Injection Volume (uL):	2.0	**Blank Data Filename:**	MP51_137A S: 6
Dilution Factor:	10	**Cal. Ver. Data Filename:**	MP51_141C S: 15

Concentration Units: pg/mL (wet weight basis)

This page is part of a total report that contains information necessary for accreditation compliance.
This test is not NELAP accredited. Sample results relate only to the sample tested.

COMPOUND	CAS NO.	LAB FLAG [1]	CONC. FOUND	REPORTING LIMIT (RL)[2]	ION ABUND. RATIO	RRT
3-OH-Chrysene	63019-39-6	D	11000	1550 (S)	2.79	1.000
3-OH-Benzo[a]pyrene	13345-21-6	D	16600	226 (S)	8.35	1.003
9-OH-Benzo[a]pyrene	17573-21-6	D	4210	86.6 (S)	9.15	1.151
3-OH-Benz[a]anthracene	4834-35-9	U D		1200 (S)		

(1) Where applicable, custom lab flags have been used on this report; U = not detected at RL; D = dilution data.
(2) Reporting Limit (Code): S = sample detection limit; M = method detection limit; L = lowest calibration level equivalent; Q = contract defined limit.

These data are validated and reported as accurate and in accord with AXYS Analytical Services Ltd. ISO17025 compliant quality assurance processes.
Signed: _____Million Woudneh_____

For Axys Internal Use Only [XSL Template: Pest1A.xsl; Created: 18-Aug-2015 09:40:38; Application: XMLTransformer-1.14.15;
Report Filename: Pest_PAH_HI_OHPAH_L23368-9_Form1A_MP51_141CS23_SJ1918296.html; Workgroup: WG51889; Design ID: 2302]

AXYS METHOD MLA-905 Rev 01

Form 2

ANALYSIS REPORT

CLIENT SAMPLE NO.
501 Day 14/15
Sample Collection:
25-May-2015

AXYS ANALYTICAL SERVICES
2045 MILLS RD., SIDNEY, B.C., CANADA
V8L 5X2 TEL (250) 655-5800 FAX (250) 655-5811

Project No.	06262044.0000		
Contract No.:	4765	**Lab Sample I.D.:**	L23368-9 N
Matrix:	URINE	**Sample Size:**	3.87 mL (wet)
Sample Receipt Date:	29-May-2015	**Initial Calibration Date:**	04-Aug-2015
Extraction Date:	21-Jul-2015	**Instrument ID:**	HR GC/MS
Analysis Date:	06-Aug-2015 **Time:** 12:52:13	**GC Column ID:**	DB17-MS
Extract Volume (uL):	200	**Sample Data Filename:**	**MP51_141C S: 23**
Injection Volume (uL):	2.0	**Blank Data Filename:**	MP51_137A S: 6
Dilution Factor:	10	**Cal. Ver. Data Filename:**	MP51_141C S: 15
Concentration Units:	pg absolute		

This page is part of a total report that contains information necessary for accreditation compliance.
This test is not NELAP accredited. Sample results relate only to the sample tested.

LABELED COMPOUND	LAB FLAG [1]	SPIKE CONC.	CONC. FOUND	R(%) [2]	ION ABUND. RATIO	RRT
13C6-3-OH-Chrysene	D	50500	39300	77.8	2.81	1.404
13C6-1-OH-Benz[a]anthracene	D	50400	39800	78.9	3.18	1.371
d11-3-OH-Benzo[a]pyrene	D	49800	26400	53.1	9.19	1.622

(1) Where applicable, custom lab flags have been used on this report; D = dilution data.
(2) R% = percent recovery.

These data are validated and reported as accurate and in accord with AXYS Analytical Services Ltd. ISO17025 compliant quality assurance processes.
Signed: _____Million Woudneh_____

For Axys Internal Use Only [XSL Template: Pest2.xsl; Created: 18-Aug-2015 09:40:38; Application: XMLTransformer-1.14.15;
Report Filename: Pest_PAH_HI_OHPAH_L23368-9_Form2_MP51_141CS23_SJ1918296.html; Workgroup: WG51889; Design ID: 2302]

AXYS METHOD MLA-905 Rev 01

Form 1A
ANALYSIS REPORT

CLIENT SAMPLE NO.
502 Day 14/15
Sample Collection:
25-May-2015

AXYS ANALYTICAL SERVICES
2045 MILLS RD., SIDNEY, B.C., CANADA
V8L 5X2 TEL (250) 655-5800 FAX (250) 655-5811

Project No.	06262044.0000		
Contract No.:	4765	**Lab Sample I.D.:**	L23368-10 N
Matrix:	URINE	**Sample Size:**	3.84 mL (wet)
Sample Receipt Date:	29-May-2015	**Initial Calibration Date:**	04-Aug-2015
Extraction Date:	21-Jul-2015	**Instrument ID:**	HR GC/MS
Analysis Date:	06-Aug-2015 **Time:** 12:18:08	**GC Column ID:**	DB17-MS
Extract Volume (uL):	200	**Sample Data Filename:**	**MP51_141C S: 22**
Injection Volume (uL):	2.0	**Blank Data Filename:**	MP51_137A S: 6
Dilution Factor:	10	**Cal. Ver. Data Filename:**	MP51_141C S: 15

Concentration Units: pg/mL (wet weight basis)

This page is part of a total report that contains information necessary for accreditation compliance.
This test is not NELAP accredited. Sample results relate only to the sample tested.

COMPOUND	CAS NO.	LAB FLAG [1]	CONC. FOUND	REPORTING LIMIT (RL)[2]	ION ABUND. RATIO	RRT
3-OH-Chrysene	63019-39-6	D	8190	1460 (S)	2.40	1.000
3-OH-Benzo[a]pyrene	13345-21-6	D	13300	192 (S)	7.56	1.003
9-OH-Benzo[a]pyrene	17573-21-6	D	3870	79.3 (S)	7.11	1.151
3-OH-Benz[a]anthracene	4834-35-9	U D		1220 (S)		

(1) Where applicable, custom lab flags have been used on this report; U = not detected at RL; D = dilution data.
(2) Reporting Limit (Code): S = sample detection limit; M = method detection limit; L = lowest calibration level equivalent; Q = contract defined limit.

These data are validated and reported as accurate and in accord with AXYS Analytical Services Ltd. ISO17025 compliant quality assurance processes.
Signed: _____Million Woudneh_____

For Axys Internal Use Only [XSL Template: Pest1A.xsl; Created: 18-Aug-2015 09:40:38; Application: XMLTransformer-1.14.15;
Report Filename: Pest_PAH_HI_OHPAH_L23368-10_Form1A_MP51_141CS22_SJ1918295.html; Workgroup: WG51889; Design ID: 2302]

AXYS METHOD MLA-905 Rev 01

Form 2

ANALYSIS REPORT

CLIENT SAMPLE NO.
502 Day 14/15
Sample Collection:
25-May-2015

AXYS ANALYTICAL SERVICES
2045 MILLS RD., SIDNEY, B.C., CANADA
V8L 5X2 TEL (250) 655-5800 FAX (250) 655-5811

Project No.	06262044.0000		
Contract No.:	4765	**Lab Sample I.D.:**	L23368-10 N
Matrix:	URINE	**Sample Size:**	3.84 mL (wet)
Sample Receipt Date:	29-May-2015	**Initial Calibration Date:**	04-Aug-2015
Extraction Date:	21-Jul-2015	**Instrument ID:**	HR GC/MS
Analysis Date:	06-Aug-2015 **Time:** 12:18:08	**GC Column ID:**	DB17-MS
Extract Volume (uL):	200	**Sample Data Filename:**	**MP51_141C S: 22**
Injection Volume (uL):	2.0	**Blank Data Filename:**	MP51_137A S: 6
Dilution Factor:	10	**Cal. Ver. Data Filename:**	MP51_141C S: 15
Concentration Units:	pg absolute		

This page is part of a total report that contains information necessary for accreditation compliance.
This test is not NELAP accredited. Sample results relate only to the sample tested.

LABELED COMPOUND	LAB FLAG [1]	SPIKE CONC.	CONC. FOUND	R(%) [2]	ION ABUND. RATIO	RRT
13C6-3-OH-Chrysene	D	50500	48500	96.0	2.94	1.403
13C6-1-OH-Benz[a]anthracene	D	50400	46900	93.1	3.17	1.370
d11-3-OH-Benzo[a]pyrene	D	49800	36200	72.8	9.48	1.622

(1) Where applicable, custom lab flags have been used on this report; D = dilution data.
(2) R% = percent recovery.

These data are validated and reported as accurate and in accord with AXYS Analytical Services Ltd. ISO17025 compliant quality assurance processes.
Signed: _____Million Woudneh_____

For Axys Internal Use Only [XSL Template: Pest2.xsl; Created: 18-Aug-2015 09:40:38; Application: XMLTransformer-1.14.15;
Report Filename: Pest_PAH_HI_OHPAH_L23368-10_Form2_MP51_141CS22_SJ1918295.html; Workgroup: WG51889; Design ID: 2302]

AXYS METHOD MLA-905 Rev 01

Form 1A

ANALYSIS REPORT

CLIENT SAMPLE NO.
601 Day 14/15
Sample Collection:
25-May-2015

AXYS ANALYTICAL SERVICES
2045 MILLS RD., SIDNEY, B.C., CANADA
V8L 5X2 TEL (250) 655-5800 FAX (250) 655-5811

Project No.	06262044.0000		
Contract No.:	4765	**Lab Sample I.D.:**	L23368-11 N
Matrix:	URINE	**Sample Size:**	3.84 mL (wet)
Sample Receipt Date:	29-May-2015	**Initial Calibration Date:**	04-Aug-2015
Extraction Date:	21-Jul-2015	**Instrument ID:**	HR GC/MS
Analysis Date:	06-Aug-2015 **Time:** 11:44:02	**GC Column ID:**	DB17-MS
Extract Volume (uL):	200	**Sample Data Filename:**	**MP51_141C S: 21**
Injection Volume (uL):	2.0	**Blank Data Filename:**	MP51_137A S: 6
Dilution Factor:	10	**Cal. Ver. Data Filename:**	MP51_141C S: 15

Concentration Units: pg/mL (wet weight basis)

This page is part of a total report that contains information necessary for accreditation compliance.
This test is not NELAP accredited. Sample results relate only to the sample tested.

COMPOUND	CAS NO.	LAB FLAG [1]	CONC. FOUND	REPORTING LIMIT (RL)[2]	ION ABUND. RATIO	RRT
3-OH-Chrysene	63019-39-6	U D		1310 (S)		
3-OH-Benzo[a]pyrene	13345-21-6	D	393	268 (S)	10.3	1.003
9-OH-Benzo[a]pyrene	17573-21-6	U D		70.2 (S)		
3-OH-Benz[a]anthracene	4834-35-9	U D		981 (S)		

(1) Where applicable, custom lab flags have been used on this report; U = not detected at RL; D = dilution data.
(2) Reporting Limit (Code): S = sample detection limit; M = method detection limit; L = lowest calibration level equivalent; Q = contract defined limit.

These data are validated and reported as accurate and in accord with AXYS Analytical Services Ltd. ISO17025 compliant quality assurance processes.
Signed: _____Million Woudneh_____

For Axys Internal Use Only [XSL Template: Pest1A.xsl; Created: 18-Aug-2015 09:40:38; Application: XMLTransformer-1.14.15;
Report Filename: Pest_PAH_HI_OHPAH_L23368-11_Form1A_MP51_141CS21_SJ1918294.html; Workgroup: WG51889; Design ID: 2302]

AXYS METHOD MLA-905 Rev 01

Form 2

ANALYSIS REPORT

CLIENT SAMPLE NO.
601 Day 14/15
Sample Collection:
25-May-2015

AXYS ANALYTICAL SERVICES
2045 MILLS RD., SIDNEY, B.C., CANADA
V8L 5X2 TEL (250) 655-5800 FAX (250) 655-5811

Project No.	06262044.0000		
Contract No.:	4765	**Lab Sample I.D.:**	L23368-11 N
Matrix:	URINE	**Sample Size:**	3.84 mL (wet)
Sample Receipt Date:	29-May-2015	**Initial Calibration Date:**	04-Aug-2015
Extraction Date:	21-Jul-2015	**Instrument ID:**	HR GC/MS
Analysis Date:	06-Aug-2015 **Time:** 11:44:02	**GC Column ID:**	DB17-MS
Extract Volume (uL):	200	**Sample Data Filename:**	**MP51_141C S: 21**
Injection Volume (uL):	2.0	**Blank Data Filename:**	MP51_137A S: 6
Dilution Factor:	10	**Cal. Ver. Data Filename:**	MP51_141C S: 15
Concentration Units:	pg absolute		

This page is part of a total report that contains information necessary for accreditation compliance.
This test is not NELAP accredited. Sample results relate only to the sample tested.

LABELED COMPOUND	LAB FLAG [1]	SPIKE CONC.	CONC. FOUND	R(%) [2]	ION ABUND. RATIO	RRT
13C6-3-OH-Chrysene	D	50500	29600	58.6	2.81	1.404
13C6-1-OH-Benz[a]anthracene	D	50400	31300	62.0	3.23	1.371
d11-3-OH-Benzo[a]pyrene	D	49800	14200	28.5	8.87	1.624

(1) Where applicable, custom lab flags have been used on this report; D = dilution data.
(2) R% = percent recovery.

These data are validated and reported as accurate and in accord with AXYS Analytical Services Ltd. ISO17025 compliant quality assurance processes.
Signed: _____Million Woudneh_____

For Axys Internal Use Only [XSL Template: Pest2.xsl; Created: 18-Aug-2015 09:40:38; Application: XMLTransformer-1.14.15;
Report Filename: Pest_PAH_HI_OHPAH_L23368-11_Form2_MP51_141CS21_SJ1918294.html; Workgroup: WG51889; Design ID: 2302]

AXYS METHOD MLA-905 Rev 01

Form 1A

ANALYSIS REPORT

CLIENT SAMPLE NO.
602 Day 14/15
Sample Collection:
25-May-2015

AXYS ANALYTICAL SERVICES
2045 MILLS RD., SIDNEY, B.C., CANADA
V8L 5X2 TEL (250) 655-5800 FAX (250) 655-5811

Project No.	06262044.0000		
Contract No.:	4765	**Lab Sample I.D.:**	L23368-12 NL
Matrix:	URINE	**Sample Size:**	3.84 mL (wet)
Sample Receipt Date:	29-May-2015	**Initial Calibration Date:**	04-Aug-2015
Extraction Date:	21-Jul-2015	**Instrument ID:**	HR GC/MS
Analysis Date:	08-Aug-2015 **Time:** 00:19:51	**GC Column ID:**	DB17-MS
Extract Volume (uL):	200	**Sample Data Filename:**	**MP51_142D S: 7**
Injection Volume (uL):	2.0	**Blank Data Filename:**	MP51_137A S: 6
Dilution Factor:	10	**Cal. Ver. Data Filename:**	MP51_142D S: 2

Concentration Units: pg/mL (wet weight basis)

This page is part of a total report that contains information necessary for accreditation compliance.
This test is not NELAP accredited. Sample results relate only to the sample tested.

COMPOUND	CAS NO.	LAB FLAG [1]	CONC. FOUND	REPORTING LIMIT (RL)[2]	ION ABUND. RATIO	RRT
3-OH-Chrysene	63019-39-6	U D		2140 (S)		
3-OH-Benzo[a]pyrene	13345-21-6	D	382	283 (S)	6.95	1.003
9-OH-Benzo[a]pyrene	17573-21-6	K D	61.2	60.4 (S)	3.26	1.148
3-OH-Benz[a]anthracene	4834-35-9	U D		1680 (S)		

(1) Where applicable, custom lab flags have been used on this report; U = not detected at RL; K = peak detected but did not meet quantification criteria, result reported represents the estimated maximum possible concentration; D = dilution data.
(2) Reporting Limit (Code): S = sample detection limit; M = method detection limit; L = lowest calibration level equivalent; Q = contract defined limit.

These data are validated and reported as accurate and in accord with AXYS Analytical Services Ltd. ISO17025 compliant quality assurance processes.
Signed: _____Million Woudneh_____

For Axys Internal Use Only [XSL Template: Pest1A.xsl; Created: 18-Aug-2015 09:40:38; Application: XMLTransformer-1.14.15;
Report Filename: Pest_PAH_HI_OHPAH_L23368-12_Form1A_MP51_142DS7_SJ1918964.html; Workgroup: WG51889; Design ID: 2302]

AXYS METHOD MLA-905 Rev 01

Form 2

ANALYSIS REPORT

CLIENT SAMPLE NO.
602 Day 14/15
Sample Collection:
25-May-2015

AXYS ANALYTICAL SERVICES
2045 MILLS RD., SIDNEY, B.C., CANADA
V8L 5X2 TEL (250) 655-5800 FAX (250) 655-5811

Project No.	06262044.0000		
Contract No.:	4765	**Lab Sample I.D.:**	L23368-12 NL
Matrix:	URINE	**Sample Size:**	3.84 mL (wet)
Sample Receipt Date:	29-May-2015	**Initial Calibration Date:**	04-Aug-2015
Extraction Date:	21-Jul-2015	**Instrument ID:**	HR GC/MS
Analysis Date:	08-Aug-2015 **Time:** 00:19:51	**GC Column ID:**	DB17-MS
Extract Volume (uL):	200	**Sample Data Filename:**	**MP51_142D S: 7**
Injection Volume (uL):	2.0	**Blank Data Filename:**	MP51_137A S: 6
Dilution Factor:	10	**Cal. Ver. Data Filename:**	MP51_142D S: 2
Concentration Units:	pg absolute		

This page is part of a total report that contains information necessary for accreditation compliance.
This test is not NELAP accredited. Sample results relate only to the sample tested.

LABELED COMPOUND	LAB FLAG [1]	SPIKE CONC.	CONC. FOUND	R(%) [2]	ION ABUND. RATIO	RRT
13C6-3-OH-Chrysene	D	50500	30200	59.7	2.80	1.403
13C6-1-OH-Benz[a]anthracene	D	50400	30500	60.5	3.29	1.371
d11-3-OH-Benzo[a]pyrene	D	49800	11100	22.3	9.29	1.622

(1) Where applicable, custom lab flags have been used on this report; D = dilution data.
(2) R% = percent recovery.

These data are validated and reported as accurate and in accord with AXYS Analytical Services Ltd. ISO17025 compliant quality assurance processes.
Signed: _____Million Woudneh_____

For Axys Internal Use Only [XSL Template: Pest2.xsl; Created: 18-Aug-2015 09:40:38; Application: XMLTransformer-1.14.15;
Report Filename: Pest_PAH_HI_OHPAH_L23368-12_Form2_MP51_142DS7_SJ1918964.html; Workgroup: WG51889; Design ID: 2302]

AXYS METHOD MLA-905 Rev 01

Form 1A
ANALYSIS REPORT

CLIENT SAMPLE NO.
701 Day 14/15
Sample Collection:
25-May-2015

AXYS ANALYTICAL SERVICES
2045 MILLS RD., SIDNEY, B.C., CANADA
V8L 5X2 TEL (250) 655-5800 FAX (250) 655-5811

Project No.	06262044.0000		
Contract No.:	4765	**Lab Sample I.D.:**	L23368-13 N
Matrix:	URINE	**Sample Size:**	3.83 mL (wet)
Sample Receipt Date:	29-May-2015	**Initial Calibration Date:**	04-Aug-2015
Extraction Date:	21-Jul-2015	**Instrument ID:**	HR GC/MS
Analysis Date:	06-Aug-2015 **Time:** 10:35:44	**GC Column ID:**	DB17-MS
Extract Volume (uL):	200	**Sample Data Filename:**	**MP51_141C S: 19**
Injection Volume (uL):	2.0	**Blank Data Filename:**	MP51_137A S: 6
Dilution Factor:	10	**Cal. Ver. Data Filename:**	MP51_141C S: 15

Concentration Units: pg/mL (wet weight basis)

This page is part of a total report that contains information necessary for accreditation compliance.
This test is not NELAP accredited. Sample results relate only to the sample tested.

COMPOUND	CAS NO.	LAB FLAG [1]	CONC. FOUND	REPORTING LIMIT (RL)[2]	ION ABUND. RATIO	RRT
3-OH-Chrysene	63019-39-6	U D		1270 (S)		
3-OH-Benzo[a]pyrene	13345-21-6	U D		210 (S)		
9-OH-Benzo[a]pyrene	17573-21-6	K D	85.3	73.8 (S)	4.11	1.149
3-OH-Benz[a]anthracene	4834-35-9	U D		1000 (S)		

(1) Where applicable, custom lab flags have been used on this report; U = not detected at RL; K = peak detected but did not meet quantification criteria, result reported represents the estimated maximum possible concentration; D = dilution data.
(2) Reporting Limit (Code): S = sample detection limit; M = method detection limit; L = lowest calibration level equivalent; Q = contract defined limit.

These data are validated and reported as accurate and in accord with AXYS Analytical Services Ltd. ISO17025 compliant quality assurance processes.
Signed: _____Million Woudneh_____

For Axys Internal Use Only [XSL Template: Pest1A.xsl; Created: 18-Aug-2015 09:40:38; Application: XMLTransformer-1.14.15;
Report Filename: Pest_PAH_HI_OHPAH_L23368-13_Form1A_MP51_141CS19_SJ1918292.html; Workgroup: WG51889; Design ID: 2302]

AXYS METHOD MLA-905 Rev 01

Form 2

ANALYSIS REPORT

CLIENT SAMPLE NO.
701 Day 14/15
Sample Collection:
25-May-2015

AXYS ANALYTICAL SERVICES
2045 MILLS RD., SIDNEY, B.C., CANADA
V8L 5X2 TEL (250) 655-5800 FAX (250) 655-5811

Project No.	06262044.0000		
Contract No.:	4765	**Lab Sample I.D.:**	L23368-13 N
Matrix:	URINE	**Sample Size:**	3.83 mL (wet)
Sample Receipt Date:	29-May-2015	**Initial Calibration Date:**	04-Aug-2015
Extraction Date:	21-Jul-2015	**Instrument ID:**	HR GC/MS
Analysis Date:	06-Aug-2015 **Time:** 10:35:44	**GC Column ID:**	DB17-MS
Extract Volume (uL):	200	**Sample Data Filename:**	**MP51_141C S: 19**
Injection Volume (uL):	2.0	**Blank Data Filename:**	MP51_137A S: 6
Dilution Factor:	10	**Cal. Ver. Data Filename:**	MP51_141C S: 15
Concentration Units:	pg absolute		

This page is part of a total report that contains information necessary for accreditation compliance.
This test is not NELAP accredited. Sample results relate only to the sample tested.

LABELED COMPOUND	LAB FLAG [1]	SPIKE CONC.	CONC. FOUND	R(%) [2]	ION ABUND. RATIO	RRT
13C6-3-OH-Chrysene	D	50500	40700	80.6	2.84	1.404
13C6-1-OH-Benz[a]anthracene	D	50400	41000	81.4	3.18	1.371
d11-3-OH-Benzo[a]pyrene	D	49800	25700	51.7	9.56	1.623

(1) Where applicable, custom lab flags have been used on this report; D = dilution data.
(2) R% = percent recovery.

These data are validated and reported as accurate and in accord with AXYS Analytical Services Ltd. ISO17025 compliant quality assurance processes.
Signed: _____Million Woudneh_____

For Axys Internal Use Only [XSL Template: Pest2.xsl; Created: 18-Aug-2015 09:40:38; Application: XMLTransformer-1.14.15;
Report Filename: Pest_PAH_HI_OHPAH_L23368-13_Form2_MP51_141CS19_SJ1918292.html; Workgroup: WG51889; Design ID: 2302]

AXYS METHOD MLA-905 Rev 01

Form 1A
ANALYSIS REPORT

CLIENT SAMPLE NO.
702 Day 14/15
Sample Collection:
25-May-2015

AXYS ANALYTICAL SERVICES
2045 MILLS RD., SIDNEY, B.C., CANADA
V8L 5X2 TEL (250) 655-5800 FAX (250) 655-5811

Project No.	06262044.0000		
Contract No.:	4765	**Lab Sample I.D.:**	L23368-14 N
Matrix:	URINE	**Sample Size:**	3.84 mL (wet)
Sample Receipt Date:	29-May-2015	**Initial Calibration Date:**	04-Aug-2015
Extraction Date:	21-Jul-2015	**Instrument ID:**	HR GC/MS
Analysis Date:	06-Aug-2015 **Time:** 10:01:35	**GC Column ID:**	DB17-MS
Extract Volume (uL):	200	**Sample Data Filename:**	**MP51_141C S: 18**
Injection Volume (uL):	2.0	**Blank Data Filename:**	MP51_137A S: 6
Dilution Factor:	10	**Cal. Ver. Data Filename:**	MP51_141C S: 15

Concentration Units: pg/mL (wet weight basis)

This page is part of a total report that contains information necessary for accreditation compliance.
This test is not NELAP accredited. Sample results relate only to the sample tested.

COMPOUND	CAS NO.	LAB FLAG [1]	CONC. FOUND	REPORTING LIMIT (RL)[2]	ION ABUND. RATIO	RRT
3-OH-Chrysene	63019-39-6	U D		388 (S)		
3-OH-Benzo[a]pyrene	13345-21-6	U D		158 (S)		
9-OH-Benzo[a]pyrene	17573-21-6	K D	72.9	54.3 (S)	3.23	1.150
3-OH-Benz[a]anthracene	4834-35-9	U D		304 (S)		

(1) Where applicable, custom lab flags have been used on this report; U = not detected at RL; K = peak detected but did not meet quantification criteria, result reported represents the estimated maximum possible concentration; D = dilution data.
(2) Reporting Limit (Code): S = sample detection limit; M = method detection limit; L = lowest calibration level equivalent; Q = contract defined limit.

These data are validated and reported as accurate and in accord with AXYS Analytical Services Ltd. ISO17025 compliant quality assurance processes.
Signed: _____Million Woudneh_____

For Axys Internal Use Only [XSL Template: Pest1A.xsl; Created: 18-Aug-2015 09:40:38; Application: XMLTransformer-1.14.15;
Report Filename: Pest_PAH_HI_OHPAH_L23368-14_Form1A_MP51_141CS18_SJ1918291.html; Workgroup: WG51889; Design ID: 2302]

AXYS METHOD MLA-905 Rev 01

Form 2

ANALYSIS REPORT

CLIENT SAMPLE NO.
702 Day 14/15
Sample Collection:
25-May-2015

AXYS ANALYTICAL SERVICES
2045 MILLS RD., SIDNEY, B.C., CANADA
V8L 5X2 TEL (250) 655-5800 FAX (250) 655-5811

Project No.	06262044.0000		
Contract No.:	4765	**Lab Sample I.D.:**	L23368-14 N
Matrix:	URINE	**Sample Size:**	3.84 mL (wet)
Sample Receipt Date:	29-May-2015	**Initial Calibration Date:**	04-Aug-2015
Extraction Date:	21-Jul-2015	**Instrument ID:**	HR GC/MS
Analysis Date:	06-Aug-2015 **Time:** 10:01:35	**GC Column ID:**	DB17-MS
Extract Volume (uL):	200	**Sample Data Filename:**	**MP51_141C S: 18**
Injection Volume (uL):	2.0	**Blank Data Filename:**	MP51_137A S: 6
Dilution Factor:	10	**Cal. Ver. Data Filename:**	MP51_141C S: 15
Concentration Units:	pg absolute		

This page is part of a total report that contains information necessary for accreditation compliance.
This test is not NELAP accredited. Sample results relate only to the sample tested.

LABELED COMPOUND	LAB FLAG [1]	SPIKE CONC.	CONC. FOUND	R(%) [2]	ION ABUND. RATIO	RRT
13C6-3-OH-Chrysene	D	50500	39900	79.1	2.85	1.403
13C6-1-OH-Benz[a]anthracene	D	50400	39400	78.1	3.23	1.371
d11-3-OH-Benzo[a]pyrene	D	49800	24400	49.0	9.11	1.622

(1) Where applicable, custom lab flags have been used on this report; D = dilution data.
(2) R% = percent recovery.

These data are validated and reported as accurate and in accord with AXYS Analytical Services Ltd. ISO17025 compliant quality assurance processes.
Signed: _____Million Woudneh_____

For Axys Internal Use Only [XSL Template: Pest2.xsl; Created: 18-Aug-2015 09:40:38; Application: XMLTransformer-1.14.15;
Report Filename: Pest_PAH_HI_OHPAH_L23368-14_Form2_MP51_141CS18_SJ1918291.html; Workgroup: WG51889; Design ID: 2302]

AXYS METHOD MLA-905 Rev 01

Form 1A
ANALYSIS REPORT

CLIENT SAMPLE NO.
801 Day 14/15
Sample Collection:
25-May-2015

AXYS ANALYTICAL SERVICES
2045 MILLS RD., SIDNEY, B.C., CANADA
V8L 5X2 TEL (250) 655-5800 FAX (250) 655-5811

Project No.	06262044.0000		
Contract No.:	4765	**Lab Sample I.D.:**	L23368-15
Matrix:	URINE	**Sample Size:**	3.83 mL (wet)
Sample Receipt Date:	29-May-2015	**Initial Calibration Date:**	17-Jul-2015
Extraction Date:	21-Jul-2015	**Instrument ID:**	HR GC/MS
Analysis Date:	24-Jul-2015 **Time:** 11:25:18	**GC Column ID:**	DB17-MS
Extract Volume (uL):	200	**Sample Data Filename:**	**MP51_137A S: 22**
Injection Volume (uL):	2.0	**Blank Data Filename:**	MP51_137A S: 6
Dilution Factor:	N/A	**Cal. Ver. Data Filename:**	MP51_137A S: 19

Concentration Units: pg/mL (wet weight basis)

This page is part of a total report that contains information necessary for accreditation compliance.
This test is not NELAP accredited. Sample results relate only to the sample tested.

COMPOUND	CAS NO.	LAB FLAG [1]	CONC. FOUND	REPORTING LIMIT (RL)[2]	ION ABUND. RATIO	RRT
3-OH-Chrysene	63019-39-6		2510	1420 (S)	2.03	1.001
3-OH-Benzo[a]pyrene	13345-21-6		5230	69.9 (S)	6.54	1.003
9-OH-Benzo[a]pyrene	17573-21-6	K	2290	40.6 (S)	4.36	1.154
3-OH-Benz[a]anthracene	4834-35-9	U		876 (S)		

(1) Where applicable, custom lab flags have been used on this report; U = not detected at RL; K = peak detected but did not meet quantification criteria, result reported represents the estimated maximum possible concentration.
(2) Reporting Limit (Code): S = sample detection limit; M = method detection limit; L = lowest calibration level equivalent; Q = contract defined limit.

These data are validated and reported as accurate and in accord with AXYS Analytical Services Ltd. ISO17025 compliant quality assurance processes.
Signed: _____Million Woudneh_____

For Axys Internal Use Only [XSL Template: Pest1A.xsl; Created: 18-Aug-2015 09:40:38; Application: XMLTransformer-1.14.15;
Report Filename: Pest_PAH_HI_OHPAH_L23368-15_Form1A_MP51_137AS22_SJ1914245.html; Workgroup: WG51889; Design ID: 2302]

AXYS METHOD MLA-905 Rev 01

Form 2

ANALYSIS REPORT

CLIENT SAMPLE NO.
801 Day 14/15
Sample Collection:
25-May-2015

AXYS ANALYTICAL SERVICES
2045 MILLS RD., SIDNEY, B.C., CANADA
V8L 5X2 TEL (250) 655-5800 FAX (250) 655-5811

Project No.	06262044.0000		
Contract No.:	4765	**Lab Sample I.D.:**	L23368-15
Matrix:	URINE	**Sample Size:**	3.83 mL (wet)
Sample Receipt Date:	29-May-2015	**Initial Calibration Date:**	17-Jul-2015
Extraction Date:	21-Jul-2015	**Instrument ID:**	HR GC/MS
Analysis Date:	24-Jul-2015 **Time:** 11:25:18	**GC Column ID:**	DB17-MS
Extract Volume (uL):	200	**Sample Data Filename:**	**MP51_137A S: 22**
Injection Volume (uL):	2.0	**Blank Data Filename:**	MP51_137A S: 6
Dilution Factor:	N/A	**Cal. Ver. Data Filename:**	MP51_137A S: 19
Concentration Units:	pg absolute		

This page is part of a total report that contains information necessary for accreditation compliance.
This test is not NELAP accredited. Sample results relate only to the sample tested.

LABELED COMPOUND	LAB FLAG [1]	SPIKE CONC.	CONC. FOUND	R(%) [2]	ION ABUND. RATIO	RRT
13C6-3-OH-Chrysene		50500	27600	54.7	2.13	1.409
13C6-1-OH-Benz[a]anthracene		50400	40800	81.0	2.30	1.375
d11-3-OH-Benzo[a]pyrene		49800	29600	59.5	7.37	1.631

(1) Where applicable, custom lab flags have been used on this report.
(2) R% = percent recovery.

These data are validated and reported as accurate and in accord with AXYS Analytical Services Ltd. ISO17025 compliant quality assurance processes.
Signed: _____Million Woudneh_____

For Axys Internal Use Only [XSL Template: Pest2.xsl; Created: 18-Aug-2015 09:40:38; Application: XMLTransformer-1.14.15;
Report Filename: Pest_PAH_HI_OHPAH_L23368-15_Form2_MP51_137AS22_SJ1914245.html; Workgroup: WG51889; Design ID: 2302]

AXYS METHOD MLA-905 Rev 01

Form 1A

ANALYSIS REPORT

CLIENT SAMPLE NO.
802 Day 14/15
Sample Collection:
25-May-2015

AXYS ANALYTICAL SERVICES
2045 MILLS RD., SIDNEY, B.C., CANADA
V8L 5X2 TEL (250) 655-5800 FAX (250) 655-5811

Project No.	06262044.0000		
Contract No.:	4765	**Lab Sample I.D.:**	L23368-16
Matrix:	URINE	**Sample Size:**	3.84 mL (wet)
Sample Receipt Date:	29-May-2015	**Initial Calibration Date:**	17-Jul-2015
Extraction Date:	21-Jul-2015	**Instrument ID:**	HR GC/MS
Analysis Date:	24-Jul-2015 **Time:** 11:59:25	**GC Column ID:**	DB17-MS
Extract Volume (uL):	200	**Sample Data Filename:**	**MP51_137A S: 23**
Injection Volume (uL):	2.0	**Blank Data Filename:**	MP51_137A S: 6
Dilution Factor:	N/A	**Cal. Ver. Data Filename:**	MP51_137A S: 19

Concentration Units: pg/mL (wet weight basis)

This page is part of a total report that contains information necessary for accreditation compliance.
This test is not NELAP accredited. Sample results relate only to the sample tested.

COMPOUND	CAS NO.	LAB FLAG [1]	CONC. FOUND	REPORTING LIMIT (RL)[2]	ION ABUND. RATIO	RRT
3-OH-Chrysene	63019-39-6		1680	649 (S)	1.66	1.000
3-OH-Benzo[a]pyrene	13345-21-6		3750	68.5 (S)	6.40	1.003
9-OH-Benzo[a]pyrene	17573-21-6	K	1750	42.8 (S)	5.06	1.153
3-OH-Benz[a]anthracene	4834-35-9	U		441 (S)		

(1) Where applicable, custom lab flags have been used on this report; U = not detected at RL; K = peak detected but did not meet quantification criteria, result reported represents the estimated maximum possible concentration.
(2) Reporting Limit (Code): S = sample detection limit; M = method detection limit; L = lowest calibration level equivalent; Q = contract defined limit.

These data are validated and reported as accurate and in accord with AXYS Analytical Services Ltd. ISO17025 compliant quality assurance processes.
Signed: _____Million Woudneh_____

For Axys Internal Use Only [XSL Template: Pest1A.xsl; Created: 18-Aug-2015 09:40:38; Application: XMLTransformer-1.14.15;
Report Filename: Pest_PAH_HI_OHPAH_L23368-16_Form1A_MP51_137AS23_SJ1914246.html; Workgroup: WG51889; Design ID: 2302]

AXYS METHOD MLA-905 Rev 01

Form 2

ANALYSIS REPORT

CLIENT SAMPLE NO.
802 Day 14/15
Sample Collection:
25-May-2015

AXYS ANALYTICAL SERVICES
2045 MILLS RD., SIDNEY, B.C., CANADA
V8L 5X2 TEL (250) 655-5800 FAX (250) 655-5811

Project No.	06262044.0000		
Contract No.:	4765	**Lab Sample I.D.:**	L23368-16
Matrix:	URINE	**Sample Size:**	3.84 mL (wet)
Sample Receipt Date:	29-May-2015	**Initial Calibration Date:**	17-Jul-2015
Extraction Date:	21-Jul-2015	**Instrument ID:**	HR GC/MS
Analysis Date:	24-Jul-2015 **Time:** 11:59:25	**GC Column ID:**	DB17-MS
Extract Volume (uL):	200	**Sample Data Filename:**	**MP51_137A S: 23**
Injection Volume (uL):	2.0	**Blank Data Filename:**	MP51_137A S: 6
Dilution Factor:	N/A	**Cal. Ver. Data Filename:**	MP51_137A S: 19
Concentration Units:	pg absolute		

This page is part of a total report that contains information necessary for accreditation compliance.
This test is not NELAP accredited. Sample results relate only to the sample tested.

LABELED COMPOUND	LAB FLAG [1]	SPIKE CONC.	CONC. FOUND	R(%) [2]	ION ABUND. RATIO	RRT
13C6-3-OH-Chrysene		50500	29600	58.6	2.17	1.410
13C6-1-OH-Benz[a]anthracene		50400	39300	77.9	2.33	1.376
d11-3-OH-Benzo[a]pyrene		49800	32400	65.1	7.25	1.633

(1) Where applicable, custom lab flags have been used on this report.
(2) R% = percent recovery.

These data are validated and reported as accurate and in accord with AXYS Analytical Services Ltd. ISO17025 compliant quality assurance processes.
Signed: _____Million Woudneh_____

For Axys Internal Use Only [XSL Template: Pest2.xsl; Created: 18-Aug-2015 09:40:38; Application: XMLTransformer-1.14.15;
Report Filename: Pest_PAH_HI_OHPAH_L23368-16_Form2_MP51_137AS23_SJ1914246.html; Workgroup: WG51889; Design ID: 2302]

AXYS METHOD MLA-905 Rev 01

Form 1A
ANALYSIS REPORT

CLIENT SAMPLE NO.
901 Day 14/15
Sample Collection:
25-May-2015

AXYS ANALYTICAL SERVICES
2045 MILLS RD., SIDNEY, B.C., CANADA
V8L 5X2 TEL (250) 655-5800 FAX (250) 655-5811

Project No.	06262044.0000		
Contract No.:	4765	**Lab Sample I.D.:**	L23368-17
Matrix:	URINE	**Sample Size:**	3.84 mL (wet)
Sample Receipt Date:	29-May-2015	**Initial Calibration Date:**	17-Jul-2015
Extraction Date:	21-Jul-2015	**Instrument ID:**	HR GC/MS
Analysis Date:	24-Jul-2015 **Time:** 12:33:26	**GC Column ID:**	DB17-MS
Extract Volume (uL):	200	**Sample Data Filename:**	**MP51_137A S: 24**
Injection Volume (uL):	2.0	**Blank Data Filename:**	MP51_137A S: 6
Dilution Factor:	N/A	**Cal. Ver. Data Filename:**	MP51_137A S: 19

Concentration Units: pg/mL (wet weight basis)

This page is part of a total report that contains information necessary for accreditation compliance.
This test is not NELAP accredited. Sample results relate only to the sample tested.

COMPOUND	CAS NO.	LAB FLAG [1]	CONC. FOUND	REPORTING LIMIT (RL)[2]	ION ABUND. RATIO	RRT
3-OH-Chrysene	63019-39-6		94500	6280 (S)	2.36	1.000
3-OH-Benzo[a]pyrene	13345-21-6	E				
9-OH-Benzo[a]pyrene	17573-21-6		226000	942 (S)	6.55	1.157
3-OH-Benz[a]anthracene	4834-35-9		9760	3930 (S)	1.91	1.033

(1) Where applicable, custom lab flags have been used on this report; E = exceeds calibrated linear range, see dilution data.
(2) Reporting Limit (Code): S = sample detection limit; M = method detection limit; L = lowest calibration level equivalent; Q = contract defined limit.

These data are validated and reported as accurate and in accord with AXYS Analytical Services Ltd. ISO17025 compliant quality assurance processes.
Signed: _____Million Woudneh_____

For Axys Internal Use Only [XSL Template: Pest1A.xsl; Created: 18-Aug-2015 09:40:38; Application: XMLTransformer-1.14.15;
Report Filename: Pest_PAH_HI_OHPAH_L23368-17_Form1A_MP51_137AS24_SJ1914247.html; Workgroup: WG51889; Design ID: 2302]

AXYS METHOD MLA-905 Rev 01

Form 2

ANALYSIS REPORT

CLIENT SAMPLE NO.
901 Day 14/15
Sample Collection:
25-May-2015

AXYS ANALYTICAL SERVICES
2045 MILLS RD., SIDNEY, B.C., CANADA
V8L 5X2 TEL (250) 655-5800 FAX (250) 655-5811

Project No.	06262044.0000		
Contract No.:	4765	**Lab Sample I.D.:**	L23368-17
Matrix:	URINE	**Sample Size:**	3.84 mL (wet)
Sample Receipt Date:	29-May-2015	**Initial Calibration Date:**	17-Jul-2015
Extraction Date:	21-Jul-2015	**Instrument ID:**	HR GC/MS
Analysis Date:	24-Jul-2015 **Time:** 12:33:26	**GC Column ID:**	DB17-MS
Extract Volume (uL):	200	**Sample Data Filename:**	**MP51_137A S: 24**
Injection Volume (uL):	2.0	**Blank Data Filename:**	MP51_137A S: 6
Dilution Factor:	N/A	**Cal. Ver. Data Filename:**	MP51_137A S: 19
Concentration Units:	pg absolute		

This page is part of a total report that contains information necessary for accreditation compliance.
This test is not NELAP accredited. Sample results relate only to the sample tested.

LABELED COMPOUND	LAB FLAG [1]	SPIKE CONC.	CONC. FOUND	R(%) [2]	ION ABUND. RATIO	RRT
13C6-3-OH-Chrysene		50500	25500	50.4	2.32	1.411
13C6-1-OH-Benz[a]anthracene		50400	36200	71.8	2.51	1.377
d11-3-OH-Benzo[a]pyrene	X					

(1) Where applicable, custom lab flags have been used on this report; X = result reported separately.
(2) R% = percent recovery.

These data are validated and reported as accurate and in accord with AXYS Analytical Services Ltd. ISO17025 compliant quality assurance processes.
Signed: _____Million Woudneh_____

For Axys Internal Use Only [XSL Template: Pest2.xsl; Created: 18-Aug-2015 09:40:38; Application: XMLTransformer-1.14.15;
Report Filename: Pest_PAH_HI_OHPAH_L23368-17_Form2_MP51_137AS24_SJ1914247.html; Workgroup: WG51889; Design ID: 2302]

AXYS METHOD MLA-905 Rev 01

Form 1A

ANALYSIS REPORT

CLIENT SAMPLE NO.
901 Day 14/15
Sample Collection:
25-May-2015

AXYS ANALYTICAL SERVICES
2045 MILLS RD., SIDNEY, B.C., CANADA
V8L 5X2 TEL (250) 655-5800 FAX (250) 655-5811

Project No.	06262044.0000		
Contract No.:	4765	**Lab Sample I.D.:**	L23368-17 N
Matrix:	URINE	**Sample Size:**	3.84 mL (wet)
Sample Receipt Date:	29-May-2015	**Initial Calibration Date:**	04-Aug-2015
Extraction Date:	21-Jul-2015	**Instrument ID:**	HR GC/MS
Analysis Date:	06-Aug-2015 **Time:** 00:37:36	**GC Column ID:**	DB17-MS
Extract Volume (uL):	400	**Sample Data Filename:**	**MP51_141C S: 12**
Injection Volume (uL):	2.0	**Blank Data Filename:**	MP51_137A S: 6
Dilution Factor:	40	**Cal. Ver. Data Filename:**	MP51_141C S: 8

Concentration Units: pg/mL (wet weight basis)

This page is part of a total report that contains information necessary for accreditation compliance.
This test is not NELAP accredited. Sample results relate only to the sample tested.

COMPOUND	CAS NO.	LAB FLAG [1]	CONC. FOUND	REPORTING LIMIT (RL)[2]	ION ABUND. RATIO	RRT
3-OH-Chrysene	63019-39-6	X				
3-OH-Benzo[a]pyrene	13345-21-6	D	535000	5550 (S)	7.79	1.003
9-OH-Benzo[a]pyrene	17573-21-6	X				
3-OH-Benz[a]anthracene	4834-35-9	X				

(1) Where applicable, custom lab flags have been used on this report; D = dilution data; X = result reported separately.
(2) Reporting Limit (Code): S = sample detection limit; M = method detection limit; L = lowest calibration level equivalent; Q = contract defined limit.

These data are validated and reported as accurate and in accord with AXYS Analytical Services Ltd. ISO17025 compliant quality assurance processes.
Signed: _____Million Woudneh_____

For Axys Internal Use Only [XSL Template: Pest1A.xsl; Created: 18-Aug-2015 09:40:38; Application: XMLTransformer-1.14.15;
Report Filename: Pest_PAH_HI_OHPAH_L23368-17_Form1A_MP51_141CS12_SJ1918285.html; Workgroup: WG51889; Design ID: 2302]

AXYS METHOD MLA-905 Rev 01

Form 2

ANALYSIS REPORT

CLIENT SAMPLE NO.
901 Day 14/15
Sample Collection:
25-May-2015

AXYS ANALYTICAL SERVICES
2045 MILLS RD., SIDNEY, B.C., CANADA
V8L 5X2 TEL (250) 655-5800 FAX (250) 655-5811

Project No.	06262044.0000		
Contract No.:	4765	**Lab Sample I.D.:**	L23368-17 N
Matrix:	URINE	**Sample Size:**	3.84 mL (wet)
Sample Receipt Date:	29-May-2015	**Initial Calibration Date:**	04-Aug-2015
Extraction Date:	21-Jul-2015	**Instrument ID:**	HR GC/MS
Analysis Date:	06-Aug-2015 **Time:** 00:37:36	**GC Column ID:**	DB17-MS
Extract Volume (uL):	400	**Sample Data Filename:**	**MP51_141C S: 12**
Injection Volume (uL):	2.0	**Blank Data Filename:**	MP51_137A S: 6
Dilution Factor:	40	**Cal. Ver. Data Filename:**	MP51_141C S: 8
Concentration Units:	pg absolute		

This page is part of a total report that contains information necessary for accreditation compliance.
This test is not NELAP accredited. Sample results relate only to the sample tested.

LABELED COMPOUND	LAB FLAG [1]	SPIKE CONC.	CONC. FOUND	R(%) [2]	ION ABUND. RATIO	RRT
13C6-3-OH-Chrysene	X					
13C6-1-OH-Benz[a]anthracene	X					
d11-3-OH-Benzo[a]pyrene	D	49800	15500	31.1	8.84	1.623

(1) Where applicable, custom lab flags have been used on this report; D = dilution data; X = result reported separately.
(2) R% = percent recovery.

These data are validated and reported as accurate and in accord with AXYS Analytical Services Ltd. ISO17025 compliant quality assurance processes.
Signed: _____Million Woudneh_____

For Axys Internal Use Only [XSL Template: Pest2.xsl; Created: 18-Aug-2015 09:40:38; Application: XMLTransformer-1.14.15;
Report Filename: Pest_PAH_HI_OHPAH_L23368-17_Form2_MP51_141CS12_SJ1918285.html; Workgroup: WG51889; Design ID: 2302]

AXYS METHOD MLA-905 Rev 01

Form 1A

ANALYSIS REPORT

CLIENT SAMPLE NO.
902 Day 14/15
Sample Collection:
25-May-2015

AXYS ANALYTICAL SERVICES
2045 MILLS RD., SIDNEY, B.C., CANADA
V8L 5X2 TEL (250) 655-5800 FAX (250) 655-5811

Project No.	06262044.0000		
Contract No.:	4765	**Lab Sample I.D.:**	L23368-18
Matrix:	URINE	**Sample Size:**	3.84 mL (wet)
Sample Receipt Date:	29-May-2015	**Initial Calibration Date:**	17-Jul-2015
Extraction Date:	21-Jul-2015	**Instrument ID:**	HR GC/MS
Analysis Date:	24-Jul-2015 **Time:** 13:07:32	**GC Column ID:**	DB17-MS
Extract Volume (uL):	200	**Sample Data Filename:**	**MP51_137A S: 25**
Injection Volume (uL):	2.0	**Blank Data Filename:**	MP51_137A S: 6
Dilution Factor:	N/A	**Cal. Ver. Data Filename:**	MP51_137A S: 19

Concentration Units: pg/mL (wet weight basis)

This page is part of a total report that contains information necessary for accreditation compliance.
This test is not NELAP accredited. Sample results relate only to the sample tested.

COMPOUND	CAS NO.	LAB FLAG [1]	CONC. FOUND	REPORTING LIMIT (RL)[2]	ION ABUND. RATIO	RRT
3-OH-Chrysene	63019-39-6		99400	9140 (S)	2.36	1.000
3-OH-Benzo[a]pyrene	13345-21-6	E				
9-OH-Benzo[a]pyrene	17573-21-6	E				
3-OH-Benz[a]anthracene	4834-35-9		10100	5220 (S)	2.02	1.033

(1) Where applicable, custom lab flags have been used on this report; E = exceeds calibrated linear range, see dilution data.
(2) Reporting Limit (Code): S = sample detection limit; M = method detection limit; L = lowest calibration level equivalent; Q = contract defined limit.

These data are validated and reported as accurate and in accord with AXYS Analytical Services Ltd. ISO17025 compliant quality assurance processes.
Signed: _____Million Woudneh_____

For Axys Internal Use Only [XSL Template: Pest1A.xsl; Created: 18-Aug-2015 09:40:38; Application: XMLTransformer-1.14.15;
Report Filename: Pest_PAH_HI_OHPAH_L23368-18_Form1A_MP51_137AS25_SJ1914248.html; Workgroup: WG51889; Design ID: 2302]

AXYS METHOD MLA-905 Rev 01

Form 2

ANALYSIS REPORT

CLIENT SAMPLE NO.
902 Day 14/15
Sample Collection:
25-May-2015

AXYS ANALYTICAL SERVICES
2045 MILLS RD., SIDNEY, B.C., CANADA
V8L 5X2 TEL (250) 655-5800 FAX (250) 655-5811

Project No.	06262044.0000		
Contract No.:	4765	**Lab Sample I.D.:**	L23368-18
Matrix:	URINE	**Sample Size:**	3.84 mL (wet)
Sample Receipt Date:	29-May-2015	**Initial Calibration Date:**	17-Jul-2015
Extraction Date:	21-Jul-2015	**Instrument ID:**	HR GC/MS
Analysis Date:	24-Jul-2015 **Time:** 13:07:32	**GC Column ID:**	DB17-MS
Extract Volume (uL):	200	**Sample Data Filename:**	**MP51_137A S: 25**
Injection Volume (uL):	2.0	**Blank Data Filename:**	MP51_137A S: 6
Dilution Factor:	N/A	**Cal. Ver. Data Filename:**	MP51_137A S: 19
Concentration Units:	pg absolute		

This page is part of a total report that contains information necessary for accreditation compliance.
This test is not NELAP accredited. Sample results relate only to the sample tested.

LABELED COMPOUND	LAB FLAG [1]	SPIKE CONC.	CONC. FOUND	R(%) [2]	ION ABUND. RATIO	RRT
13C6-3-OH-Chrysene	V	50500	23200	45.9	2.41	1.411
13C6-1-OH-Benz[a]anthracene		50400	35800	71.0	2.55	1.377
d11-3-OH-Benzo[a]pyrene	X					

(1) Where applicable, custom lab flags have been used on this report; V = surrogate recovery is not within method/contract control limits; X = result reported separately.
(2) R% = percent recovery.

These data are validated and reported as accurate and in accord with AXYS Analytical Services Ltd. ISO17025 compliant quality assurance processes.
Signed: _____Million Woudneh_____

For Axys Internal Use Only [XSL Template: Pest2.xsl; Created: 18-Aug-2015 09:40:38; Application: XMLTransformer-1.14.15;
Report Filename: Pest_PAH_HI_OHPAH_L23368-18_Form2_MP51_137AS25_SJ1914248.html; Workgroup: WG51889; Design ID: 2302]

AXYS METHOD MLA-905 Rev 01

Form 1A

ANALYSIS REPORT

CLIENT SAMPLE NO.
902 Day 14/15
Sample Collection:
25-May-2015

AXYS ANALYTICAL SERVICES
2045 MILLS RD., SIDNEY, B.C., CANADA
V8L 5X2 TEL (250) 655-5800 FAX (250) 655-5811

Project No.	06262044.0000		
Contract No.:	4765	**Lab Sample I.D.:**	L23368-18 N
Matrix:	URINE	**Sample Size:**	3.84 mL (wet)
Sample Receipt Date:	29-May-2015	**Initial Calibration Date:**	04-Aug-2015
Extraction Date:	21-Jul-2015	**Instrument ID:**	HR GC/MS
Analysis Date:	06-Aug-2015 **Time:** 01:11:47	**GC Column ID:**	DB17-MS
Extract Volume (uL):	400	**Sample Data Filename:**	**MP51_141C S: 13**
Injection Volume (uL):	2.0	**Blank Data Filename:**	MP51_137A S: 6
Dilution Factor:	40	**Cal. Ver. Data Filename:**	MP51_141C S: 8

Concentration Units: pg/mL (wet weight basis)

This page is part of a total report that contains information necessary for accreditation compliance.
This test is not NELAP accredited. Sample results relate only to the sample tested.

COMPOUND	CAS NO.	LAB FLAG [1]	CONC. FOUND	REPORTING LIMIT (RL)[2]	ION ABUND. RATIO	RRT
3-OH-Chrysene	63019-39-6	X				
3-OH-Benzo[a]pyrene	13345-21-6	D	548000	4860 (S)	7.76	1.003
9-OH-Benzo[a]pyrene	17573-21-6	D	107000	1460 (S)	8.53	1.151
3-OH-Benz[a]anthracene	4834-35-9	X				

(1) Where applicable, custom lab flags have been used on this report; D = dilution data; X = result reported separately.
(2) Reporting Limit (Code): S = sample detection limit; M = method detection limit; L = lowest calibration level equivalent; Q = contract defined limit.

These data are validated and reported as accurate and in accord with AXYS Analytical Services Ltd. ISO17025 compliant quality assurance processes.
Signed: _____Million Woudneh_____

For Axys Internal Use Only [XSL Template: Pest1A.xsl; Created: 18-Aug-2015 09:40:38; Application: XMLTransformer-1.14.15;
Report Filename: Pest_PAH_HI_OHPAH_L23368-18_Form1A_MP51_141CS13_SJ1918286.html; Workgroup: WG51889; Design ID: 2302]

AXYS METHOD MLA-905 Rev 01

Form 2

ANALYSIS REPORT

CLIENT SAMPLE NO.
902 Day 14/15
Sample Collection:
25-May-2015

AXYS ANALYTICAL SERVICES
2045 MILLS RD., SIDNEY, B.C., CANADA
V8L 5X2 TEL (250) 655-5800 FAX (250) 655-5811

Project No.	06262044.0000		
Contract No.:	4765	**Lab Sample I.D.:**	L23368-18 N
Matrix:	URINE	**Sample Size:**	3.84 mL (wet)
Sample Receipt Date:	29-May-2015	**Initial Calibration Date:**	04-Aug-2015
Extraction Date:	21-Jul-2015	**Instrument ID:**	HR GC/MS
Analysis Date:	06-Aug-2015 **Time:** 01:11:47	**GC Column ID:**	DB17-MS
Extract Volume (uL):	400	**Sample Data Filename:**	**MP51_141C S: 13**
Injection Volume (uL):	2.0	**Blank Data Filename:**	MP51_137A S: 6
Dilution Factor:	40	**Cal. Ver. Data Filename:**	MP51_141C S: 8
Concentration Units:	pg absolute		

This page is part of a total report that contains information necessary for accreditation compliance.
This test is not NELAP accredited. Sample results relate only to the sample tested.

LABELED COMPOUND	LAB FLAG [1]	SPIKE CONC.	CONC. FOUND	R(%) [2]	ION ABUND. RATIO	RRT
13C6-3-OH-Chrysene	D	50500	37300	73.8	2.94	1.403
13C6-1-OH-Benz[a]anthracene	X					
d11-3-OH-Benzo[a]pyrene	D	49800	20600	41.4	9.56	1.622

(1) Where applicable, custom lab flags have been used on this report; D = dilution data; X = result reported separately.
(2) R% = percent recovery.

These data are validated and reported as accurate and in accord with AXYS Analytical Services Ltd. ISO17025 compliant quality assurance processes.
Signed: _____Million Woudneh_____

For Axys Internal Use Only [XSL Template: Pest2.xsl; Created: 18-Aug-2015 09:40:38; Application: XMLTransformer-1.14.15;
Report Filename: Pest_PAH_HI_OHPAH_L23368-18_Form2_MP51_141CS13_SJ1918286.html; Workgroup: WG51889; Design ID: 2302]

AXYS METHOD MLA-905 Rev 01

Form 1A
ANALYSIS REPORT

CLIENT SAMPLE NO.
1001 Day 14/15
Sample Collection:
25-May-2015

AXYS ANALYTICAL SERVICES
2045 MILLS RD., SIDNEY, B.C., CANADA
V8L 5X2 TEL (250) 655-5800 FAX (250) 655-5811

Project No.	06262044.0000		
Contract No.:	4765	**Lab Sample I.D.:**	L23368-19
Matrix:	URINE	**Sample Size:**	3.84 mL (wet)
Sample Receipt Date:	29-May-2015	**Initial Calibration Date:**	17-Jul-2015
Extraction Date:	21-Jul-2015	**Instrument ID:**	HR GC/MS
Analysis Date:	24-Jul-2015 **Time:** 13:41:39	**GC Column ID:**	DB17-MS
Extract Volume (uL):	200	**Sample Data Filename:**	**MP51_137A S: 26**
Injection Volume (uL):	2.0	**Blank Data Filename:**	MP51_137A S: 6
Dilution Factor:	N/A	**Cal. Ver. Data Filename:**	MP51_137A S: 19

Concentration Units: pg/mL (wet weight basis)

This page is part of a total report that contains information necessary for accreditation compliance.
This test is not NELAP accredited. Sample results relate only to the sample tested.

COMPOUND	CAS NO.	LAB FLAG [1]	CONC. FOUND	REPORTING LIMIT (RL)[2]	ION ABUND. RATIO	RRT
3-OH-Chrysene	63019-39-6		10100	1470 (S)	1.93	1.000
3-OH-Benzo[a]pyrene	13345-21-6		20400	1100 (S)	5.81	1.003
9-OH-Benzo[a]pyrene	17573-21-6		6700	677 (S)	5.91	1.155
3-OH-Benz[a]anthracene	4834-35-9	U		959 (S)		

(1) Where applicable, custom lab flags have been used on this report; U = not detected at RL.
(2) Reporting Limit (Code): S = sample detection limit; M = method detection limit; L = lowest calibration level equivalent; Q = contract defined limit.

These data are validated and reported as accurate and in accord with AXYS Analytical Services Ltd. ISO17025 compliant quality assurance processes.
Signed: _____Million Woudneh_____

For Axys Internal Use Only [XSL Template: Pest1A.xsl; Created: 18-Aug-2015 09:40:38; Application: XMLTransformer-1.14.15;
Report Filename: Pest_PAH_HI_OHPAH_L23368-19_Form1A_MP51_137AS26_SJ1914249.html; Workgroup: WG51889; Design ID: 2302]

AXYS METHOD MLA-905 Rev 01

Form 2

ANALYSIS REPORT

CLIENT SAMPLE NO.
1001 Day 14/15
Sample Collection:
25-May-2015

AXYS ANALYTICAL SERVICES
2045 MILLS RD., SIDNEY, B.C., CANADA
V8L 5X2 TEL (250) 655-5800 FAX (250) 655-5811

Project No.	06262044.0000		
Contract No.:	4765	**Lab Sample I.D.:**	L23368-19
Matrix:	URINE	**Sample Size:**	3.84 mL (wet)
Sample Receipt Date:	29-May-2015	**Initial Calibration Date:**	17-Jul-2015
Extraction Date:	21-Jul-2015	**Instrument ID:**	HR GC/MS
Analysis Date:	24-Jul-2015 **Time:** 13:41:39	**GC Column ID:**	DB17-MS
Extract Volume (uL):	200	**Sample Data Filename:**	**MP51_137A S: 26**
Injection Volume (uL):	2.0	**Blank Data Filename:**	MP51_137A S: 6
Dilution Factor:	N/A	**Cal. Ver. Data Filename:**	MP51_137A S: 19
Concentration Units:	pg absolute		

This page is part of a total report that contains information necessary for accreditation compliance.
This test is not NELAP accredited. Sample results relate only to the sample tested.

LABELED COMPOUND	LAB FLAG [1]	SPIKE CONC.	CONC. FOUND	R(%) [2]	ION ABUND. RATIO	RRT
13C6-3-OH-Chrysene		50500	30500	60.5	2.26	1.411
13C6-1-OH-Benz[a]anthracene		50400	40900	81.1	2.46	1.377
d11-3-OH-Benzo[a]pyrene		49800	31100	62.5	7.24	1.637

(1) Where applicable, custom lab flags have been used on this report.
(2) R% = percent recovery.

These data are validated and reported as accurate and in accord with AXYS Analytical Services Ltd. ISO17025 compliant quality assurance processes.
Signed: _____Million Woudneh_____

For Axys Internal Use Only [XSL Template: Pest2.xsl; Created: 18-Aug-2015 09:40:38; Application: XMLTransformer-1.14.15;
Report Filename: Pest_PAH_HI_OHPAH_L23368-19_Form2_MP51_137AS26_SJ1914249.html; Workgroup: WG51889; Design ID: 2302]

AXYS METHOD MLA-905 Rev 01

Form 1A
ANALYSIS REPORT

CLIENT SAMPLE NO.
1002 Day 14/15
Sample Collection:
25-May-2015

AXYS ANALYTICAL SERVICES
2045 MILLS RD., SIDNEY, B.C., CANADA
V8L 5X2 TEL (250) 655-5800 FAX (250) 655-5811

Project No.	06262044.0000		
Contract No.:	4765	**Lab Sample I.D.:**	L23368-20
Matrix:	URINE	**Sample Size:**	3.84 mL (wet)
Sample Receipt Date:	29-May-2015	**Initial Calibration Date:**	17-Jul-2015
Extraction Date:	21-Jul-2015	**Instrument ID:**	HR GC/MS
Analysis Date:	24-Jul-2015 **Time:** 14:15:45	**GC Column ID:**	DB17-MS
Extract Volume (uL):	200	**Sample Data Filename:**	**MP51_137A S: 27**
Injection Volume (uL):	2.0	**Blank Data Filename:**	MP51_137A S: 6
Dilution Factor:	N/A	**Cal. Ver. Data Filename:**	MP51_137A S: 19

Concentration Units: pg/mL (wet weight basis)

This page is part of a total report that contains information necessary for accreditation compliance.
This test is not NELAP accredited. Sample results relate only to the sample tested.

COMPOUND	CAS NO.	LAB FLAG [1]	CONC. FOUND	REPORTING LIMIT (RL)[2]	ION ABUND. RATIO	RRT
3-OH-Chrysene	63019-39-6		28800	3280 (S)	2.21	1.000
3-OH-Benzo[a]pyrene	13345-21-6		58100	201 (S)	5.65	1.003
9-OH-Benzo[a]pyrene	17573-21-6		20500	147 (S)	6.18	1.156
3-OH-Benz[a]anthracene	4834-35-9	U		2060 (S)		

(1) Where applicable, custom lab flags have been used on this report; U = not detected at RL.
(2) Reporting Limit (Code): S = sample detection limit; M = method detection limit; L = lowest calibration level equivalent; Q = contract defined limit.

These data are validated and reported as accurate and in accord with AXYS Analytical Services Ltd. ISO17025 compliant quality assurance processes.
Signed: _____Million Woudneh_____

For Axys Internal Use Only [XSL Template: Pest1A.xsl; Created: 18-Aug-2015 09:40:38; Application: XMLTransformer-1.14.15;
Report Filename: Pest_PAH_HI_OHPAH_L23368-20_Form1A_MP51_137AS27_SJ1914250.html; Workgroup: WG51889; Design ID: 2302]

AXYS METHOD MLA-905 Rev 01

Form 2

ANALYSIS REPORT

CLIENT SAMPLE NO.
1002 Day 14/15
Sample Collection:
25-May-2015

AXYS ANALYTICAL SERVICES
2045 MILLS RD., SIDNEY, B.C., CANADA
V8L 5X2 TEL (250) 655-5800 FAX (250) 655-5811

Project No.	06262044.0000		
Contract No.:	4765	**Lab Sample I.D.:**	L23368-20
Matrix:	URINE	**Sample Size:**	3.84 mL (wet)
Sample Receipt Date:	29-May-2015	**Initial Calibration Date:**	17-Jul-2015
Extraction Date:	21-Jul-2015	**Instrument ID:**	HR GC/MS
Analysis Date:	24-Jul-2015 **Time:** 14:15:45	**GC Column ID:**	DB17-MS
Extract Volume (uL):	200	**Sample Data Filename:**	**MP51_137A S: 27**
Injection Volume (uL):	2.0	**Blank Data Filename:**	MP51_137A S: 6
Dilution Factor:	N/A	**Cal. Ver. Data Filename:**	MP51_137A S: 19
Concentration Units:	pg absolute		

This page is part of a total report that contains information necessary for accreditation compliance.
This test is not NELAP accredited. Sample results relate only to the sample tested.

LABELED COMPOUND	LAB FLAG [1]	SPIKE CONC.	CONC. FOUND	R(%) [2]	ION ABUND. RATIO	RRT
13C6-3-OH-Chrysene		50500	33600	66.6	2.29	1.411
13C6-1-OH-Benz[a]anthracene		50400	47100	93.4	2.42	1.377
d11-3-OH-Benzo[a]pyrene		49800	39900	80.2	7.31	1.637

(1) Where applicable, custom lab flags have been used on this report.
(2) R% = percent recovery.

These data are validated and reported as accurate and in accord with AXYS Analytical Services Ltd. ISO17025 compliant quality assurance processes.
Signed: _____Million Woudneh_____

For Axys Internal Use Only [XSL Template: Pest2.xsl; Created: 18-Aug-2015 09:40:38; Application: XMLTransformer-1.14.15;
Report Filename: Pest_PAH_HI_OHPAH_L23368-20_Form2_MP51_137AS27_SJ1914250.html; Workgroup: WG51889; Design ID: 2302]

AXYS METHOD MLA-905 Rev 01

Form 1A

ANALYSIS REPORT

CLIENT SAMPLE NO.
1101 Day 14/15
Sample Collection:
25-May-2015

AXYS ANALYTICAL SERVICES
2045 MILLS RD., SIDNEY, B.C., CANADA
V8L 5X2 TEL (250) 655-5800 FAX (250) 655-5811

Project No.	06262044.0000		
Contract No.:	4765	**Lab Sample I.D.:**	L23368-21 W
Matrix:	URINE	**Sample Size:**	3.83 mL (wet)
Sample Receipt Date:	29-May-2015	**Initial Calibration Date:**	28-Jul-2015
Extraction Date:	21-Jul-2015	**Instrument ID:**	HR GC/MS
Analysis Date:	28-Jul-2015 **Time:** 17:31:55	**GC Column ID:**	DB17-MS
Extract Volume (uL):	400	**Sample Data Filename:**	**MP51_138C S: 12**
Injection Volume (uL):	2.0	**Blank Data Filename:**	MP51_137A S: 6
Dilution Factor:	2	**Cal. Ver. Data Filename:**	MP51_138C S: 2

Concentration Units: pg/mL (wet weight basis)

This page is part of a total report that contains information necessary for accreditation compliance.
This test is not NELAP accredited. Sample results relate only to the sample tested.

COMPOUND	CAS NO.	LAB FLAG [1]	CONC. FOUND	REPORTING LIMIT (RL)[2]	ION ABUND. RATIO	RRT
3-OH-Chrysene	63019-39-6	U D		623 (S)		
3-OH-Benzo[a]pyrene	13345-21-6	D	993	164 (S)	6.95	1.003
9-OH-Benzo[a]pyrene	17573-21-6	K D	928	72.2 (S)	2.87	1.152
3-OH-Benz[a]anthracene	4834-35-9	U D		486 (S)		

(1) Where applicable, custom lab flags have been used on this report; U = not detected at RL; K = peak detected but did not meet quantification criteria, result reported represents the estimated maximum possible concentration; D = dilution data.
(2) Reporting Limit (Code): S = sample detection limit; M = method detection limit; L = lowest calibration level equivalent; Q = contract defined limit.

These data are validated and reported as accurate and in accord with AXYS Analytical Services Ltd. ISO17025 compliant quality assurance processes.
Signed: _____Million Woudneh_____

For Axys Internal Use Only [XSL Template: Pest1A.xsl; Created: 18-Aug-2015 09:40:38; Application: XMLTransformer-1.14.15;
Report Filename: Pest_PAH_HI_OHPAH_L23368-21_Form1A_MP51_138CS12_SJ1915645.html; Workgroup: WG51889; Design ID: 2302]

AXYS METHOD MLA-905 Rev 01

Form 2

ANALYSIS REPORT

CLIENT SAMPLE NO.
1101 Day 14/15
Sample Collection:
25-May-2015

AXYS ANALYTICAL SERVICES
2045 MILLS RD., SIDNEY, B.C., CANADA
V8L 5X2 TEL (250) 655-5800 FAX (250) 655-5811

Project No.	06262044.0000		
Contract No.:	4765	**Lab Sample I.D.:**	L23368-21 W
Matrix:	URINE	**Sample Size:**	3.83 mL (wet)
Sample Receipt Date:	29-May-2015	**Initial Calibration Date:**	28-Jul-2015
Extraction Date:	21-Jul-2015	**Instrument ID:**	HR GC/MS
Analysis Date:	28-Jul-2015 **Time:** 17:31:55	**GC Column ID:**	DB17-MS
Extract Volume (uL):	400	**Sample Data Filename:**	**MP51_138C S: 12**
Injection Volume (uL):	2.0	**Blank Data Filename:**	MP51_137A S: 6
Dilution Factor:	2	**Cal. Ver. Data Filename:**	MP51_138C S: 2
Concentration Units:	pg absolute		

This page is part of a total report that contains information necessary for accreditation compliance.
This test is not NELAP accredited. Sample results relate only to the sample tested.

LABELED COMPOUND	LAB FLAG [1]	SPIKE CONC.	CONC. FOUND	R(%) [2]	ION ABUND. RATIO	RRT
13C6-3-OH-Chrysene	D	50500	55400	110	2.67	1.409
13C6-1-OH-Benz[a]anthracene	D	50400	55600	110	2.67	1.375
d11-3-OH-Benzo[a]pyrene	D	49800	44800	90.1	10.2	1.630

(1) Where applicable, custom lab flags have been used on this report; D = dilution data.
(2) R% = percent recovery.

These data are validated and reported as accurate and in accord with AXYS Analytical Services Ltd. ISO17025 compliant quality assurance processes.
Signed: _____Million Woudneh_____

For Axys Internal Use Only [XSL Template: Pest2.xsl; Created: 18-Aug-2015 09:40:38; Application: XMLTransformer-1.14.15;
Report Filename: Pest_PAH_HI_OHPAH_L23368-21_Form2_MP51_138CS12_SJ1915645.html; Workgroup: WG51889; Design ID: 2302]

AXYS METHOD MLA-905 Rev 01

Form 1A
ANALYSIS REPORT

CLIENT SAMPLE NO.
1102 Day 14/15
Sample Collection:
25-May-2015

AXYS ANALYTICAL SERVICES
2045 MILLS RD., SIDNEY, B.C., CANADA
V8L 5X2 TEL (250) 655-5800 FAX (250) 655-5811

Project No.	06262044.0000		
Contract No.:	4765	**Lab Sample I.D.:**	L23368-22
Matrix:	URINE	**Sample Size:**	3.83 mL (wet)
Sample Receipt Date:	29-May-2015	**Initial Calibration Date:**	17-Jul-2015
Extraction Date:	21-Jul-2015	**Instrument ID:**	HR GC/MS
Analysis Date:	24-Jul-2015 **Time:** 15:23:57	**GC Column ID:**	DB17-MS
Extract Volume (uL):	200	**Sample Data Filename:**	**MP51_137A S: 29**
Injection Volume (uL):	2.0	**Blank Data Filename:**	MP51_137A S: 6
Dilution Factor:	N/A	**Cal. Ver. Data Filename:**	MP51_137A S: 19

Concentration Units: pg/mL (wet weight basis)

This page is part of a total report that contains information necessary for accreditation compliance.
This test is not NELAP accredited. Sample results relate only to the sample tested.

COMPOUND	CAS NO.	LAB FLAG [1]	CONC. FOUND	REPORTING LIMIT (RL)[2]	ION ABUND. RATIO	RRT
3-OH-Chrysene	63019-39-6	U		2320 (S)		
3-OH-Benzo[a]pyrene	13345-21-6		846	90.6 (S)	6.44	1.002
9-OH-Benzo[a]pyrene	17573-21-6	K	262	61.8 (S)	2.73	1.154
3-OH-Benz[a]anthracene	4834-35-9	U		1550 (S)		

(1) Where applicable, custom lab flags have been used on this report; U = not detected at RL; K = peak detected but did not meet quantification criteria, result reported represents the estimated maximum possible concentration.
(2) Reporting Limit (Code): S = sample detection limit; M = method detection limit; L = lowest calibration level equivalent; Q = contract defined limit.

These data are validated and reported as accurate and in accord with AXYS Analytical Services Ltd. ISO17025 compliant quality assurance processes.
Signed: _____Million Woudneh_____

For Axys Internal Use Only [XSL Template: Pest1A.xsl; Created: 18-Aug-2015 09:40:38; Application: XMLTransformer-1.14.15;
Report Filename: Pest_PAH_HI_OHPAH_L23368-22_Form1A_MP51_137AS29_SJ1914252.html; Workgroup: WG51889; Design ID: 2302]

AXYS METHOD MLA-905 Rev 01

Form 2

ANALYSIS REPORT

CLIENT SAMPLE NO.
1102 Day 14/15
Sample Collection:
25-May-2015

AXYS ANALYTICAL SERVICES
2045 MILLS RD., SIDNEY, B.C., CANADA
V8L 5X2 TEL (250) 655-5800 FAX (250) 655-5811

Project No.	06262044.0000		
Contract No.:	4765	**Lab Sample I.D.:**	L23368-22
Matrix:	URINE	**Sample Size:**	3.83 mL (wet)
Sample Receipt Date:	29-May-2015	**Initial Calibration Date:**	17-Jul-2015
Extraction Date:	21-Jul-2015	**Instrument ID:**	HR GC/MS
Analysis Date:	24-Jul-2015 **Time:** 15:23:57	**GC Column ID:**	DB17-MS
Extract Volume (uL):	200	**Sample Data Filename:**	**MP51_137A S: 29**
Injection Volume (uL):	2.0	**Blank Data Filename:**	MP51_137A S: 6
Dilution Factor:	N/A	**Cal. Ver. Data Filename:**	MP51_137A S: 19
Concentration Units:	pg absolute		

This page is part of a total report that contains information necessary for accreditation compliance.
This test is not NELAP accredited. Sample results relate only to the sample tested.

LABELED COMPOUND	LAB FLAG [1]	SPIKE CONC.	CONC. FOUND	R(%) [2]	ION ABUND. RATIO	RRT
13C6-3-OH-Chrysene		50500	31200	61.8	2.19	1.411
13C6-1-OH-Benz[a]anthracene		50400	40000	79.3	2.31	1.376
d11-3-OH-Benzo[a]pyrene		49800	33300	67.0	7.26	1.639
13C6-1-OH-Pyrene		50000	40300	80.6	3.17	1.270

(1) Where applicable, custom lab flags have been used on this report.
(2) R% = percent recovery.

These data are validated and reported as accurate and in accord with AXYS Analytical Services Ltd. ISO17025 compliant quality assurance processes.
Signed: _____Million Woudneh_____

For Axys Internal Use Only [XSL Template: Pest2.xsl; Created: 18-Aug-2015 09:40:38; Application: XMLTransformer-1.14.15;
Report Filename: Pest_PAH_HI_OHPAH_L23368-22_Form2_MP51_137AS29_SJ1914252.html; Workgroup: WG51889; Design ID: 2302]

AXYS METHOD MLA-905 Rev 01

Form 1A
ANALYSIS REPORT

CLIENT SAMPLE NO.
1201 Day 14/15
Sample Collection:
25-May-2015

AXYS ANALYTICAL SERVICES
2045 MILLS RD., SIDNEY, B.C., CANADA
V8L 5X2 TEL (250) 655-5800 FAX (250) 655-5811

Project No.	06262044.0000		
Contract No.:	4765	**Lab Sample I.D.:**	L23368-23
Matrix:	URINE	**Sample Size:**	3.83 mL (wet)
Sample Receipt Date:	29-May-2015	**Initial Calibration Date:**	17-Jul-2015
Extraction Date:	21-Jul-2015	**Instrument ID:**	HR GC/MS
Analysis Date:	24-Jul-2015 **Time:** 15:58:03	**GC Column ID:**	DB17-MS
Extract Volume (uL):	200	**Sample Data Filename:**	**MP51_137A S: 30**
Injection Volume (uL):	2.0	**Blank Data Filename:**	MP51_137A S: 6
Dilution Factor:	N/A	**Cal. Ver. Data Filename:**	MP51_137A S: 19

Concentration Units: pg/mL (wet weight basis)

This page is part of a total report that contains information necessary for accreditation compliance.
This test is not NELAP accredited. Sample results relate only to the sample tested.

COMPOUND	CAS NO.	LAB FLAG [1]	CONC. FOUND	REPORTING LIMIT (RL)[2]	ION ABUND. RATIO	RRT
3-OH-Chrysene	63019-39-6	U		1870 (S)		
3-OH-Benzo[a]pyrene	13345-21-6	U		162 (S)		
9-OH-Benzo[a]pyrene	17573-21-6	K	654	123 (S)	2.39	1.155
3-OH-Benz[a]anthracene	4834-35-9	U		1190 (S)		

(1) Where applicable, custom lab flags have been used on this report; U = not detected at RL; K = peak detected but did not meet quantification criteria, result reported represents the estimated maximum possible concentration.
(2) Reporting Limit (Code): S = sample detection limit; M = method detection limit; L = lowest calibration level equivalent; Q = contract defined limit.

These data are validated and reported as accurate and in accord with AXYS Analytical Services Ltd. ISO17025 compliant quality assurance processes.
Signed: _____Million Woudneh_____

For Axys Internal Use Only [XSL Template: Pest1A.xsl; Created: 18-Aug-2015 09:40:38; Application: XMLTransformer-1.14.15;
Report Filename: Pest_PAH_HI_OHPAH_L23368-23_Form1A_MP51_137AS30_SJ1914253.html; Workgroup: WG51889; Design ID: 2302]

AXYS METHOD MLA-905 Rev 01

Form 2

ANALYSIS REPORT

CLIENT SAMPLE NO.
1201 Day 14/15
Sample Collection:
25-May-2015

AXYS ANALYTICAL SERVICES
2045 MILLS RD., SIDNEY, B.C., CANADA
V8L 5X2 TEL (250) 655-5800 FAX (250) 655-5811

Project No.	06262044.0000		
Contract No.:	4765	**Lab Sample I.D.:**	L23368-23
Matrix:	URINE	**Sample Size:**	3.83 mL (wet)
Sample Receipt Date:	29-May-2015	**Initial Calibration Date:**	17-Jul-2015
Extraction Date:	21-Jul-2015	**Instrument ID:**	HR GC/MS
Analysis Date:	24-Jul-2015 **Time:** 15:58:03	**GC Column ID:**	DB17-MS
Extract Volume (uL):	200	**Sample Data Filename:**	**MP51_137A S: 30**
Injection Volume (uL):	2.0	**Blank Data Filename:**	MP51_137A S: 6
Dilution Factor:	N/A	**Cal. Ver. Data Filename:**	MP51_137A S: 19
Concentration Units:	pg absolute		

This page is part of a total report that contains information necessary for accreditation compliance.
This test is not NELAP accredited. Sample results relate only to the sample tested.

LABELED COMPOUND	LAB FLAG [1]	SPIKE CONC.	CONC. FOUND	R(%) [2]	ION ABUND. RATIO	RRT
13C6-3-OH-Chrysene		50500	30500	60.3	2.20	1.411
13C6-1-OH-Benz[a]anthracene		50400	42100	83.5	2.27	1.376
d11-3-OH-Benzo[a]pyrene		49800	37100	74.5	7.37	1.640

(1) Where applicable, custom lab flags have been used on this report.
(2) R% = percent recovery.

These data are validated and reported as accurate and in accord with AXYS Analytical Services Ltd. ISO17025 compliant quality assurance processes.
Signed: _____Million Woudneh_____

For Axys Internal Use Only [XSL Template: Pest2.xsl; Created: 18-Aug-2015 09:40:38; Application: XMLTransformer-1.14.15;
Report Filename: Pest_PAH_HI_OHPAH_L23368-23_Form2_MP51_137AS30_SJ1914253.html; Workgroup: WG51889; Design ID: 2302]

AXYS METHOD MLA-905 Rev 01

Form 1A
ANALYSIS REPORT

CLIENT SAMPLE NO.
1202 Day 14/15
Sample Collection:
25-May-2015

AXYS ANALYTICAL SERVICES
2045 MILLS RD., SIDNEY, B.C., CANADA
V8L 5X2 TEL (250) 655-5800 FAX (250) 655-5811

Project No.	06262044.0000		
Contract No.:	4765	**Lab Sample I.D.:**	L23368-24
Matrix:	URINE	**Sample Size:**	3.84 mL (wet)
Sample Receipt Date:	29-May-2015	**Initial Calibration Date:**	17-Jul-2015
Extraction Date:	21-Jul-2015	**Instrument ID:**	HR GC/MS
Analysis Date:	24-Jul-2015 **Time:** 16:32:08	**GC Column ID:**	DB17-MS
Extract Volume (uL):	200	**Sample Data Filename:**	**MP51_137A S: 31**
Injection Volume (uL):	2.0	**Blank Data Filename:**	MP51_137A S: 6
Dilution Factor:	N/A	**Cal. Ver. Data Filename:**	MP51_137A S: 19

Concentration Units: pg/mL (wet weight basis)

This page is part of a total report that contains information necessary for accreditation compliance.
This test is not NELAP accredited. Sample results relate only to the sample tested.

COMPOUND	CAS NO.	LAB FLAG [1]	CONC. FOUND	REPORTING LIMIT (RL)[2]	ION ABUND. RATIO	RRT
3-OH-Chrysene	63019-39-6	U		1650 (S)		
3-OH-Benzo[a]pyrene	13345-21-6		154	133 (S)	5.64	1.003
9-OH-Benzo[a]pyrene	17573-21-6	K	411	89.1 (S)	1.97	1.155
3-OH-Benz[a]anthracene	4834-35-9	U		1120 (S)		

(1) Where applicable, custom lab flags have been used on this report; U = not detected at RL; K = peak detected but did not meet quantification criteria, result reported represents the estimated maximum possible concentration.
(2) Reporting Limit (Code): S = sample detection limit; M = method detection limit; L = lowest calibration level equivalent; Q = contract defined limit.

These data are validated and reported as accurate and in accord with AXYS Analytical Services Ltd. ISO17025 compliant quality assurance processes.
Signed: _____Million Woudneh_____

For Axys Internal Use Only [XSL Template: Pest1A.xsl; Created: 18-Aug-2015 09:40:38; Application: XMLTransformer-1.14.15;
Report Filename: Pest_PAH_HI_OHPAH_L23368-24_Form1A_MP51_137AS31_SJ1914254.html; Workgroup: WG51889; Design ID: 2302]

AXYS METHOD MLA-905 Rev 01

Form 2

ANALYSIS REPORT

CLIENT SAMPLE NO.
1202 Day 14/15
Sample Collection:
25-May-2015

AXYS ANALYTICAL SERVICES
2045 MILLS RD., SIDNEY, B.C., CANADA
V8L 5X2 TEL (250) 655-5800 FAX (250) 655-5811

Project No.	06262044.0000		
Contract No.:	4765	**Lab Sample I.D.:**	L23368-24
Matrix:	URINE	**Sample Size:**	3.84 mL (wet)
Sample Receipt Date:	29-May-2015	**Initial Calibration Date:**	17-Jul-2015
Extraction Date:	21-Jul-2015	**Instrument ID:**	HR GC/MS
Analysis Date:	24-Jul-2015 **Time:** 16:32:08	**GC Column ID:**	DB17-MS
Extract Volume (uL):	200	**Sample Data Filename:**	**MP51_137A S: 31**
Injection Volume (uL):	2.0	**Blank Data Filename:**	MP51_137A S: 6
Dilution Factor:	N/A	**Cal. Ver. Data Filename:**	MP51_137A S: 19
Concentration Units:	pg absolute		

This page is part of a total report that contains information necessary for accreditation compliance.
This test is not NELAP accredited. Sample results relate only to the sample tested.

LABELED COMPOUND	LAB FLAG [1]	SPIKE CONC.	CONC. FOUND	R(%) [2]	ION ABUND. RATIO	RRT
13C6-3-OH-Chrysene		50500	38000	75.3	2.21	1.411
13C6-1-OH-Benz[a]anthracene		50400	48200	95.6	2.25	1.377
d11-3-OH-Benzo[a]pyrene		49800	40500	81.4	7.34	1.638

(1) Where applicable, custom lab flags have been used on this report.
(2) R% = percent recovery.

These data are validated and reported as accurate and in accord with AXYS Analytical Services Ltd. ISO17025 compliant quality assurance processes.
Signed: _____Million Woudneh_____

For Axys Internal Use Only [XSL Template: Pest2.xsl; Created: 18-Aug-2015 09:40:38; Application: XMLTransformer-1.14.15;
Report Filename: Pest_PAH_HI_OHPAH_L23368-24_Form2_MP51_137AS31_SJ1914254.html; Workgroup: WG51889; Design ID: 2302]

AXYS METHOD MLA-905 Rev 01

Form 1A

ANALYSIS REPORT

CLIENT SAMPLE NO.
Lab Blank
Sample Collection:
N/A

AXYS ANALYTICAL SERVICES
2045 MILLS RD., SIDNEY, B.C., CANADA
V8L 5X2 TEL (250) 655-5800 FAX (250) 655-5811

Project No.	N/A		
Contract No.:	4765	**Lab Sample I.D.:**	WG51889-101
Matrix:	AQUEOUS	**Sample Size:**	4.00 mL
Sample Receipt Date:	N/A	**Initial Calibration Date:**	17-Jul-2015
Extraction Date:	21-Jul-2015	**Instrument ID:**	HR GC/MS
Analysis Date:	23-Jul-2015 **Time:** 23:37:51	**GC Column ID:**	DB17-MS
Extract Volume (uL):	200	**Sample Data Filename:**	**MP51_137A S: 6**
Injection Volume (uL):	2.0	**Blank Data Filename:**	MP51_137A S: 6
Dilution Factor:	N/A	**Cal. Ver. Data Filename:**	MP51_137A S: 2

Concentration Units: pg/mL

This page is part of a total report that contains information necessary for accreditation compliance.
This test is not NELAP accredited. Sample results relate only to the sample tested.

COMPOUND	CAS NO.	LAB FLAG [1]	CONC. FOUND	REPORTING LIMIT (RL)[2]	ION ABUND. RATIO	RRT
3-OH-Chrysene	63019-39-6	U		13.2 (S)		
3-OH-Benzo[a]pyrene	13345-21-6	U		23.0 (S)		
9-OH-Benzo[a]pyrene	17573-21-6	U		7.91 (S)		
3-OH-Benz[a]anthracene	4834-35-9	U		10.1 (S)		

(1) Where applicable, custom lab flags have been used on this report; U = not detected at RL.
(2) Reporting Limit (Code): S = sample detection limit; M = method detection limit; L = lowest calibration level equivalent; Q = contract defined limit.

These data are validated and reported as accurate and in accord with AXYS Analytical Services Ltd. ISO17025 compliant quality assurance processes.
Signed: _____Million Woudneh_____

For Axys Internal Use Only [XSL Template: Pest1A.xsl; Created: 18-Aug-2015 09:40:38; Application: XMLTransformer-1.14.15;
Report Filename: Pest_PAH_HI_OHPAH_WG51889-101_Form1A_MP51_137AS6_SJ1914229.html; Workgroup: WG51889; Design ID: 2302]

AXYS METHOD MLA-905 Rev 01

Form 2

ANALYSIS REPORT

CLIENT SAMPLE NO.
Lab Blank
Sample Collection:
N/A

AXYS ANALYTICAL SERVICES
2045 MILLS RD., SIDNEY, B.C., CANADA
V8L 5X2 TEL (250) 655-5800 FAX (250) 655-5811

Project No.	N/A		
Contract No.:	4765	**Lab Sample I.D.:**	WG51889-101
Matrix:	AQUEOUS	**Sample Size:**	4.00 mL
Sample Receipt Date:	N/A	**Initial Calibration Date:**	17-Jul-2015
Extraction Date:	21-Jul-2015	**Instrument ID:**	HR GC/MS
Analysis Date:	23-Jul-2015 **Time:** 23:37:51	**GC Column ID:**	DB17-MS
Extract Volume (uL):	200	**Sample Data Filename:**	**MP51_137A S: 6**
Injection Volume (uL):	2.0	**Blank Data Filename:**	MP51_137A S: 6
Dilution Factor:	N/A	**Cal. Ver. Data Filename:**	MP51_137A S: 2
Concentration Units:	pg absolute		

This page is part of a total report that contains information necessary for accreditation compliance.
This test is not NELAP accredited. Sample results relate only to the sample tested.

LABELED COMPOUND	LAB FLAG [1]	SPIKE CONC.	CONC. FOUND	R(%) [2]	ION ABUND. RATIO	RRT
13C6-3-OH-Chrysene		50500	42600	84.3	2.08	1.410
13C6-1-OH-Benz[a]anthracene		50400	49700	98.7	2.47	1.376
d11-3-OH-Benzo[a]pyrene		49800	26000	52.2	7.06	1.631

(1) Where applicable, custom lab flags have been used on this report.
(2) R% = percent recovery.

These data are validated and reported as accurate and in accord with AXYS Analytical Services Ltd. ISO17025 compliant quality assurance processes.
Signed: _____Million Woudneh_____

For Axys Internal Use Only [XSL Template: Pest2.xsl; Created: 18-Aug-2015 09:40:38; Application: XMLTransformer-1.14.15;
Report Filename: Pest_PAH_HI_OHPAH_WG51889-101_Form2_MP51_137AS6_SJ1914229.html; Workgroup: WG51889; Design ID: 2302]

AXYS METHOD MLA-905 Rev 01

Form 8A
ONGOING PRECISION AND RECOVERY (OPR)

AXYS ANALYTICAL SERVICES
2045 MILLS RD., SIDNEY, B.C., CANADA
V8L 5X2 TEL (250) 655-5800 FAX (250) 655-5811

Contract No.:	4765	**OPR Data Filename:**	**MP51_137A S: 3**
Matrix:	URINE	**Lab Sample I.D.:**	WG51889-102
Extraction Date:	21-Jul-2015	**Analysis Date:**	23-Jul-2015 **Time:** 21:55:30

ALL CONCENTRATIONS REPORTED ON THIS FORM ARE CONCENTRATIONS IN EXTRACT, BASED ON 100 uL EXTRACT.

COMPOUND	CAS NO.	LAB FLAG [1]	ION ABUND. RATIO	SPIKE CONC. (ng/mL)	CONC. FOUND (ng/mL)	OPR CONC. LIMITS (ng/mL)	% RECOVERY
3-OH-Chrysene	63019-39-6		2.06	102000	96000	71700 - 133000	93.8
3-OH-Benzo[a]pyrene	13345-21-6		6.23	105000	114000	73200 - 136000	109
9-OH-Benzo[a]pyrene	17573-21-6		8.07	103000	98400	61600 - 144000	95.9
3-OH-Benz[a]anthracene	4834-35-9		2.12	101000	94600	70800 - 131000	93.6

(1) Where applicable, custom lab flags have been used on this report.

These data are validated and reported as accurate and in accord with AXYS Analytical Services Ltd. ISO17025 compliant quality assurance processes.
Signed: _____Million Woudneh_____

These pages are part of a larger report that may contain information necessary for full data evaluation. Results reported relate only to the sample tested.

For Axys Internal Use Only [XSL Template: Pest8A.xsl; Created: 18-Aug-2015 09:40:38; Application: XMLTransformer-1.14.15;
Report Filename: Pest_PAH_HI_OHPAH_WG51889-102_Form8A_SJ1914226.html; Workgroup: WG51889; Design ID: 2302]

AXYS METHOD MLA-905 Rev 01

Form 8B
ONGOING PRECISION AND RECOVERY (OPR)

AXYS ANALYTICAL SERVICES
2045 MILLS RD., SIDNEY, B.C., CANADA
V8L 5X2 TEL (250) 655-5800 FAX (250) 655-5811

Contract No.:	4765	**OPR Data Filename:**	**MP51_137A S: 3**
Matrix:	URINE	**Lab Sample I.D.:**	WG51889-102
Extraction Date:	21-Jul-2015	**Analysis Date:**	23-Jul-2015 **Time:** 21:55:30

ALL CONCENTRATIONS REPORTED ON THIS FORM ARE CONCENTRATIONS IN EXTRACT, BASED ON 100 uL EXTRACT.

LABELED COMPOUND	CAS NO.	LAB FLAG [1]	ION ABUND. RATIO	SPIKE CONC. (ng/mL)	CONC. FOUND (ng/mL)	OPR CONC. LIMITS (ng/mL)	% RECOVERY
13C6-3-OH-Chrysene			2.02	505000	373000	253000-758000	73.8
13C6-1-OH-Benz[a]anthracene			2.41	504000	422000	252000-756000	83.8
d11-3-OH-Benzo[a]pyrene			7.13	498000	290000	99500-597000	58.3

(1) Where applicable, custom lab flags have been used on this report.

These data are validated and reported as accurate and in accord with AXYS Analytical Services Ltd. ISO17025 compliant quality assurance processes.
Signed: _____Million Woudneh_____

These pages are part of a larger report that may contain information necessary for full data evaluation. Results reported relate only to the sample tested.

For Axys Internal Use Only [XSL Template: Pest8B.xsl; Created: 18-Aug-2015 09:40:38; Application: XMLTransformer-1.14.15;
Report Filename: Pest_PAH_HI_OHPAH_WG51889-102_Form8B_SJ1914226.html; Workgroup: WG51889; Design ID: 2302]

www.axysanalytical.com

Experiment : MP-DB17MS-1_03
GC Program : MP-DB17MS-1_01
Column type : DB17-MS
Serial # : USB503442H
kPa : 143
Vol injected: 2.0uL
PMT Voltage : 399

Temps -source: 250
-s resv: 160
-re_ent: 270
-cap_1 : 270
-cap_2 : 270

Tune : TD
List : TD
Check :
LIMS :
Logfile:

Date -list : 17-JUL-2015
-liner : 17-JUL-2015
-septum: 17-JUL-2015
-guard : 30CM 17-JuL-2014
-column: NEW 26-JUN-2010
-t line: NEW26-JUN-2015

#	Data file	S	V	Sample Text	Comments	Acquisition Date/Time
1	MP51_134	1	1	MP004E-CAL,,/03	1,,2.0uL CS-5/Cal	17-JUL-15 13:50:52
2	MP51_134	2	2	MP004E-CAL,,/03	1,,2.0uL CS-5/Cal	17-JUL-15 14:31:26
3	MP51_134	3	3	MP004D-CAL,,/03	1,,2.0uL CS-4	17-JUL-15 15:25:19
4	MP51_134	4	4	MP004C-CAL,,/03	1,,2.0uL CS-3	17-JUL-15 15:59:24
5	MP51_134	5	5	MP004B-CAL,,/03	1,,2.0uL CS-2	17-JUL-15 16:33:30
6	MP51_134	6	6	MP004A-CAL,,/03	1,,2.0uL CS-1/Sens	17-JUL-15 17:07:38
7	MP51_134	7	7	MP004H-CAL,,/03	1,,2.0uL CS-8	17-JUL-15 17:41:43
8	MP51_134	8	8	MP004G-CAL,,/03	1,,2.0uL CS-7	17-JUL-15 18:15:50
9	MP51_134	9	9	MP004F-CAL,,/03	1,,2.0uL CS-6	17-JUL-15 18:49:57
10	MP51_134	10	10	WG51611-102,WI2,SPM	4,WG51611,2.0/800uL	17-JUL-15 19:24:02
11	MP51_134	11	11	Toluene,,	1,,1.0uL	17-JUL-15 19:58:09
12	MP51_134	12	12	WG51611-104,I2,BLK	1,WG51611,2.0/200uL	17-JUL-15 20:32:13
13	MP51_134	13	13	L22965-49,I2,	1,WG51611,2.0/200uL	17-JUL-15 21:06:24
14	MP51_134	14	14	L22965-51,I2,	1,WG51611,2.0/200uL	17-JUL-15 21:40:30
15	MP51_134	15	15	L23367-1,I2,	1,WG51611,2.0/200uL	17-JUL-15 22:14:36
16	MP51_134	16	16	L22965-21,WI2,	4,WG51611,2.0/800uL	17-JUL-15 22:48:43
17	MP51_134	17	17	L23367-2,I2,	1,WG51611,2.0/200uL	17-JUL-15 23:22:48
18	MP51_134	18	18	L22965-23,WI2,	4,WG51611,2.0/800uL	17-JUL-15 23:56:54
19	MP51_134	19	19	L22965-52,WI2,	4,WG51611,2.0/800uL	18-JUL-15 00:31:01
20	MP51_134	20	20	MP004E-CAL,,/03	1,,2.0uL CS-5/Cal	18-JUL-15 01:05:05
21	MP51_134	21	21	Toluene,,	1,,1.0uL	18-JUL-15 01:39:12
22	MP51_134	22	22	L22965-24,WI2,	4,WG51611,2.0/800uL	18-JUL-15 02:13:19
23	MP51_134	23	23	L23367-5,I22,	1,WG51611,2.0/200uL	18-JUL-15 02:47:25
24	MP51_134	24	24	L22965-22,WI2,	4,WG51611,2.0/800uL	18-JUL-15 03:21:32
25	MP51_134	25	25	L23367-6,I22,	1,WG51611,2.0/200uL	18-JUL-15 03:55:32
26	MP51_134	26	26	L23367-10,WI2,	4,WG51611,2.0/800uL	18-JUL-15 04:29:37
27	MP51_134	27	27	L22965-50,I2,	1,WG51611,2.0/200uL	18-JUL-15 05:03:44
28	MP51_134	28	28	L23367-9,WI2,	4,WG51611,2.0/800uL	18-JUL-15 05:37:48
29	MP51_134	29	29	L23367-7,WI2,	4,WG51611,2.0/800uL	18-JUL-15 06:11:55
30	MP51_134	30	30	L23367-8,WI2,	4,WG51611,2.0/800uL	18-JUL-15 06:46:00
31	MP51_134	31	31	L23367-4,WI2,	4,WG51611,2.0/800uL	18-JUL-15 07:20:06
32	MP51_134	32	32	L23367-3,WI2,	4,WG51611,2.0/800uL	18-JUL-15 07:54:14
33	MP51_134	33	33	WG51611-103,I2,SAR	1,WG51611,2.0/200uL	18-JUL-15 08:28:20
34	MP51_134	34	34	MP004E-CAL,,/03	1,,1.0uL Cal	18-JUL-15 09:02:25
35	MP51_134	35	35	MP004E-CAL,,/03	1,,1.0uL Cal	18-JUL-15 09:36:31

Approved by DS
17 Jul 15

Peak Locate Examination:17-JUL-2015:13:39 File:MP51_134CAL1
Experiment:MP-DB17MS-1_03 Function:1 Reference:PFK_1668A

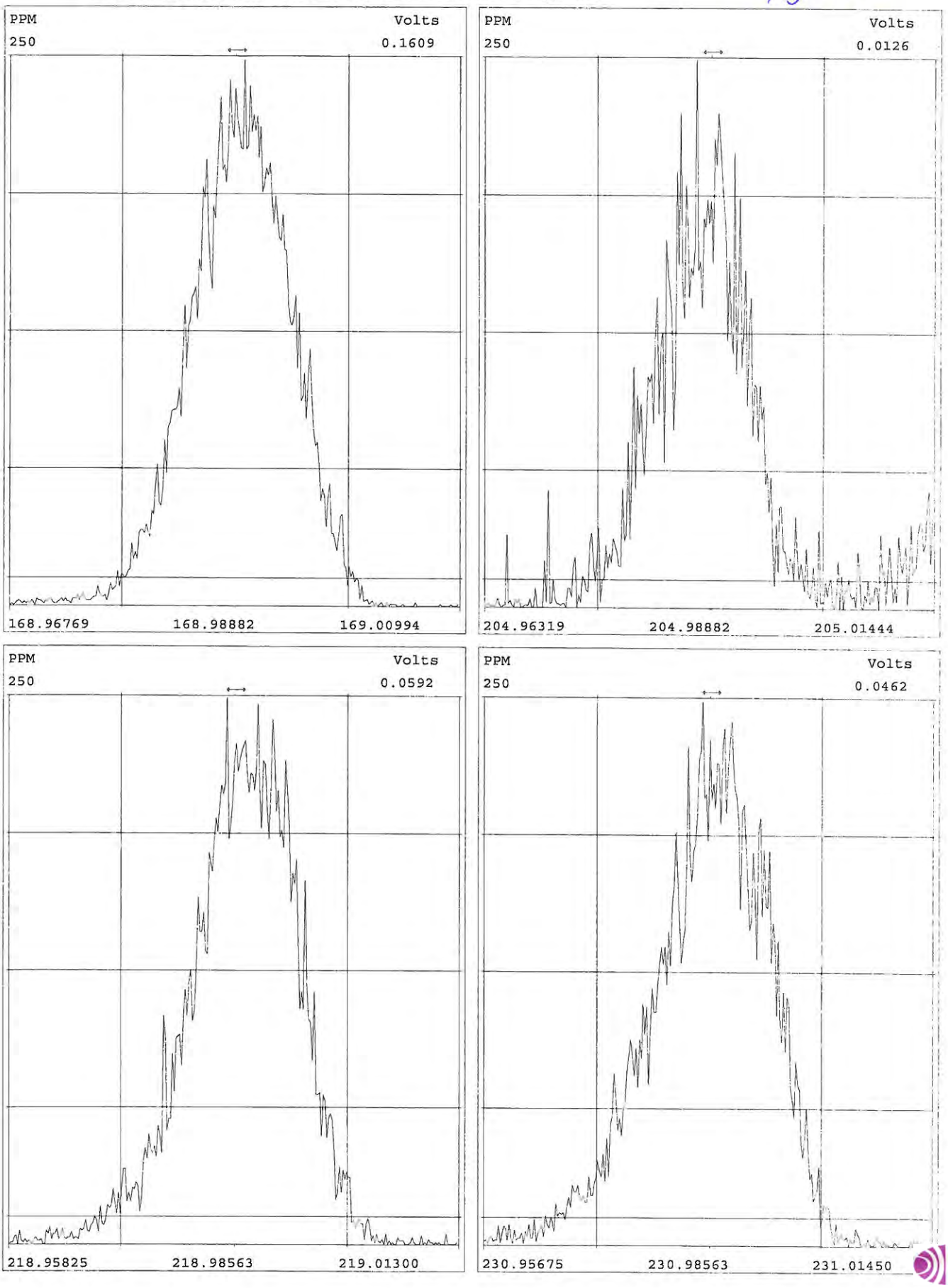

Peak Locate Examination:17-JUL-2015:13:40 File:MP51_134CAL1
Experiment:MP-DB17MS-1_03 Function:2 Reference:PFK_1668A

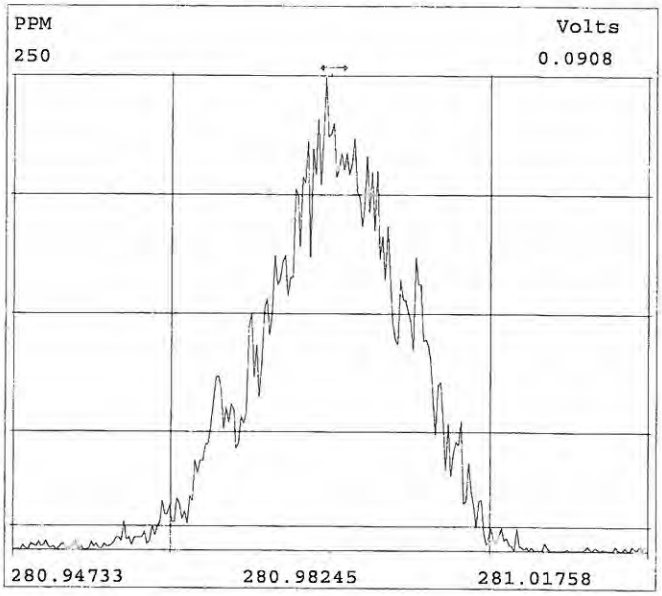

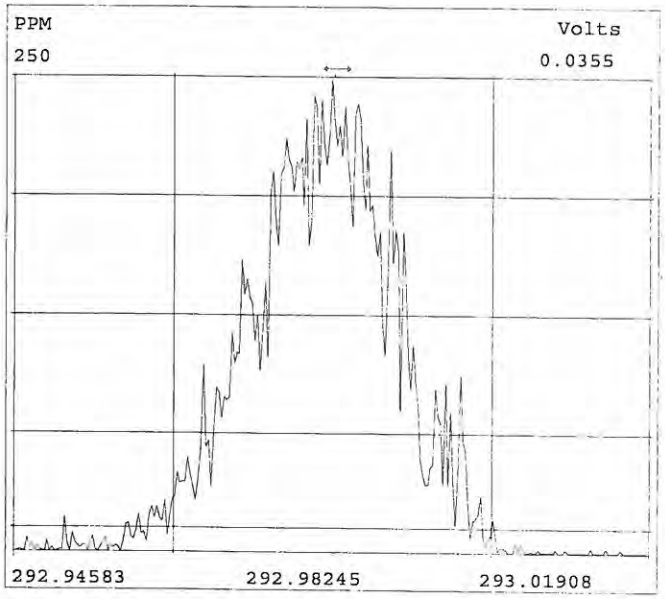

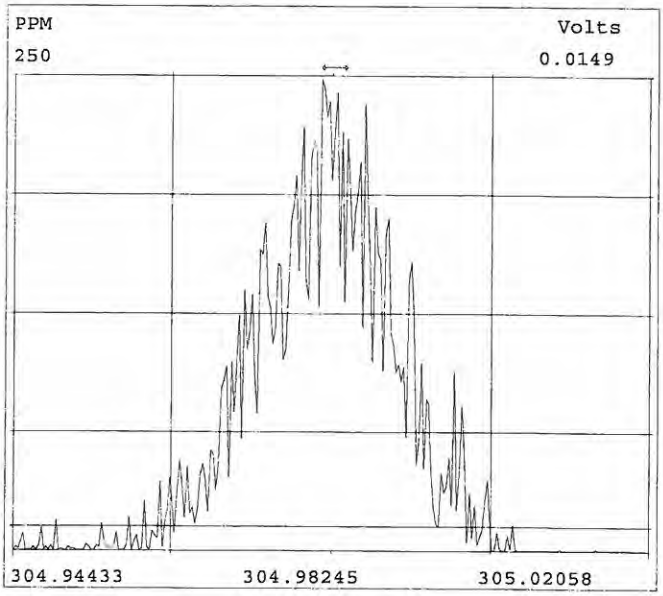

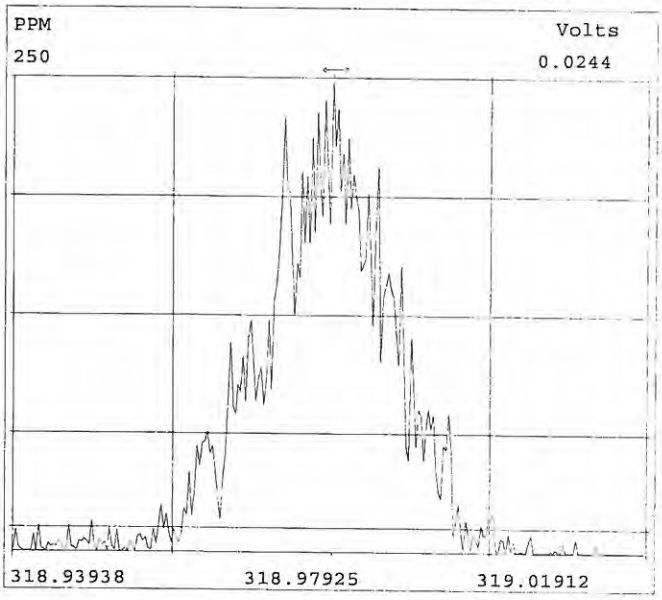

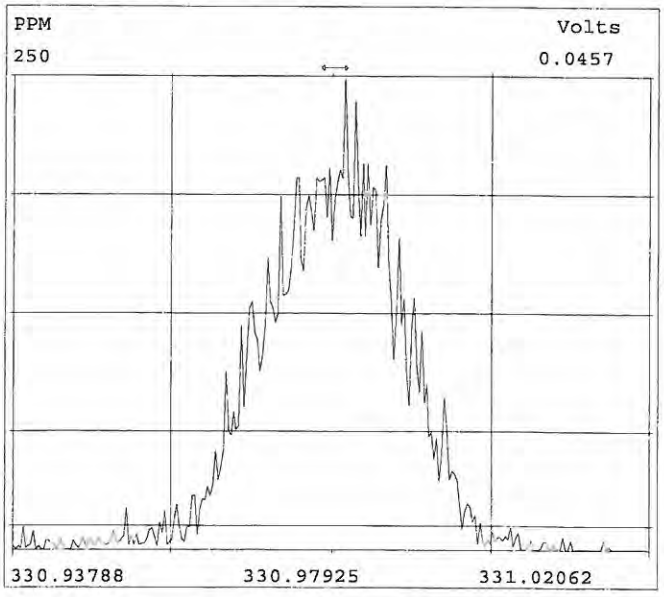

Peak Locate Examination:17-JUL-2015:13:40 File:MP51_134CAL1
Experiment:MP-DB17MS-1_03 Function:3 Reference:PFK_1668A



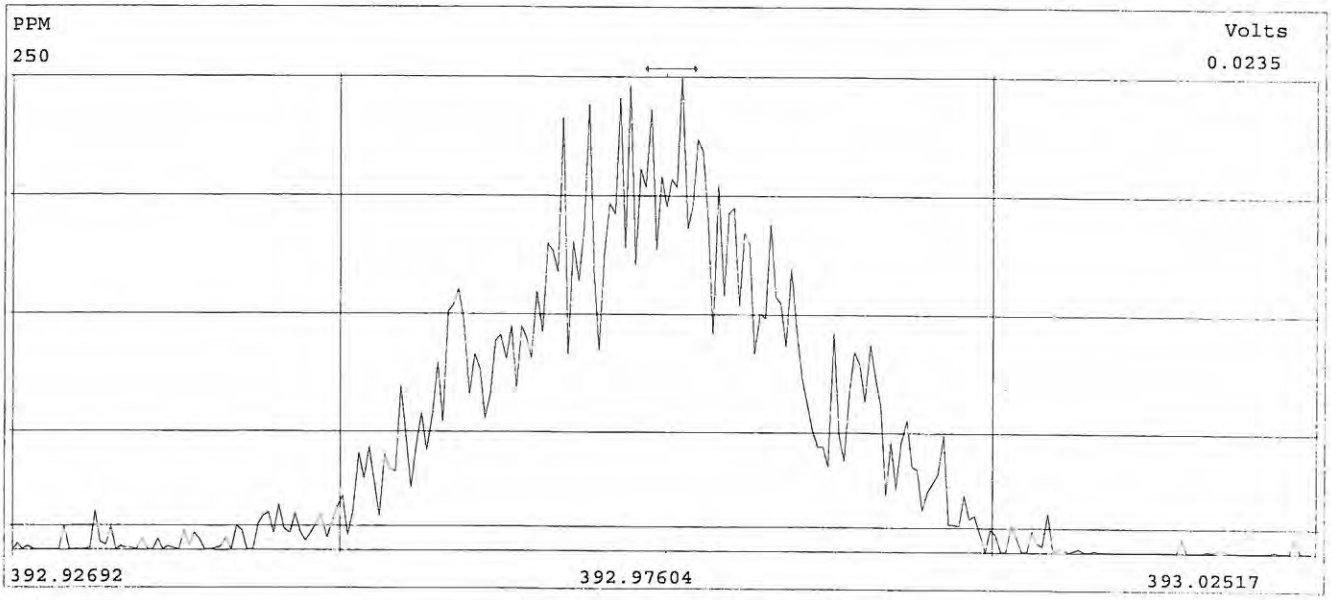

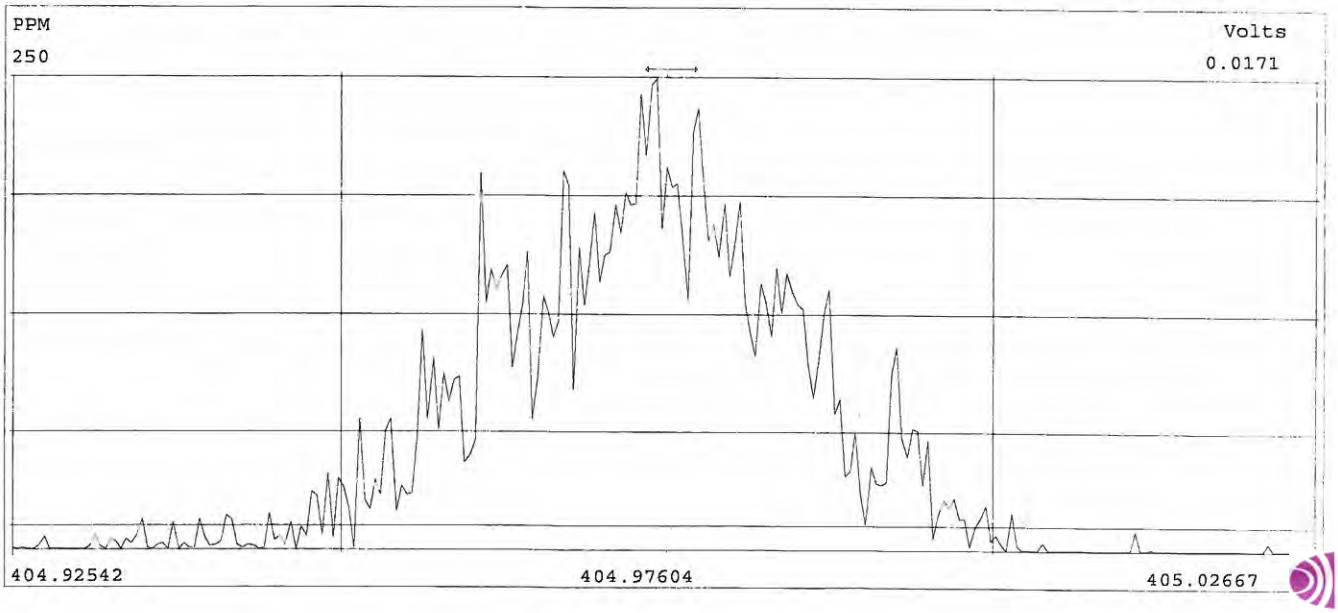

Peak Locate Examination:17-JUL-2015:13:40 File:MP51_134CAL1
Experiment:MP-DB17MS-1_03 Function:4 Reference:PFK_1668A

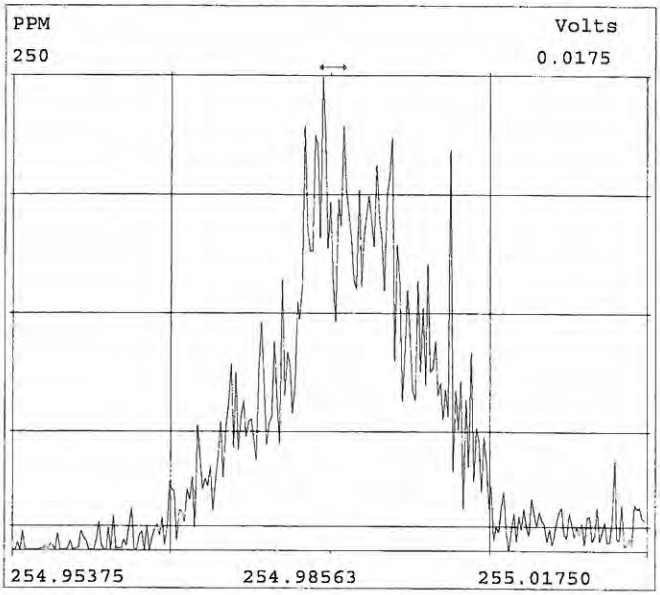

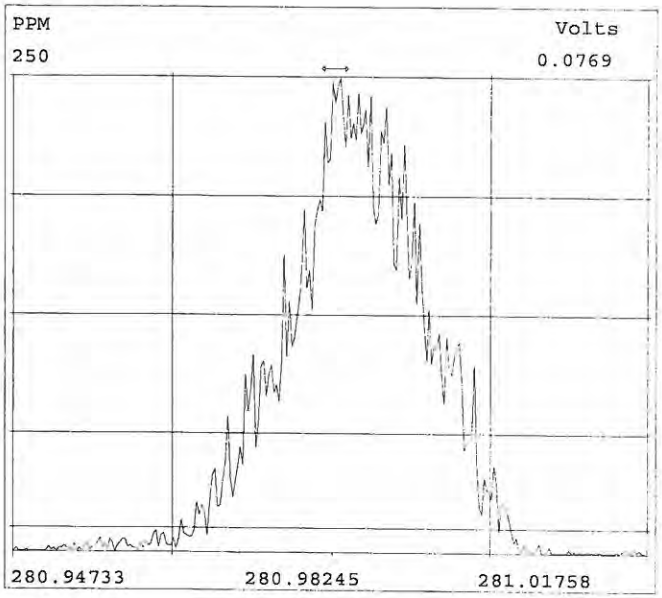

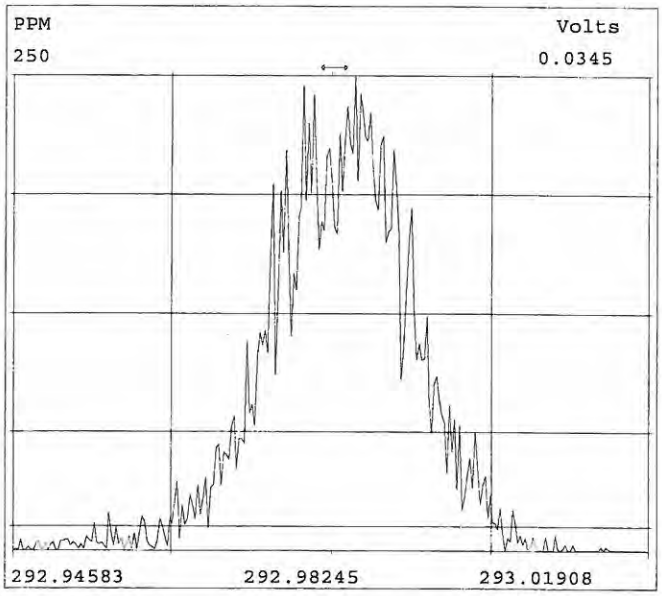

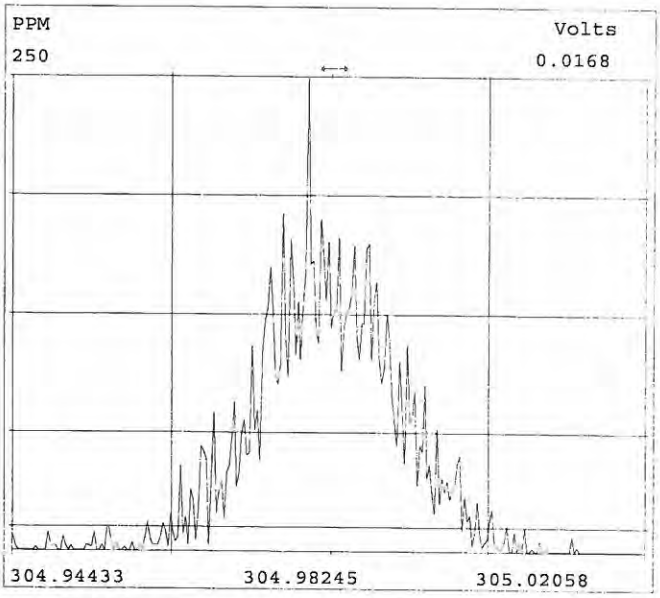

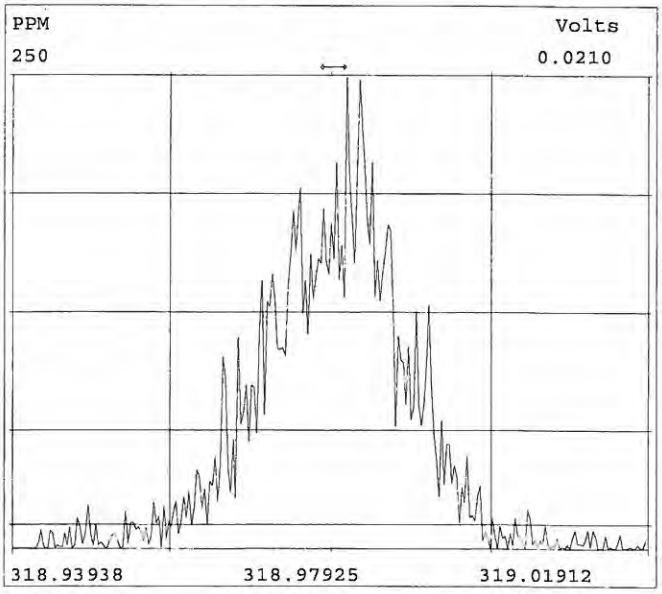

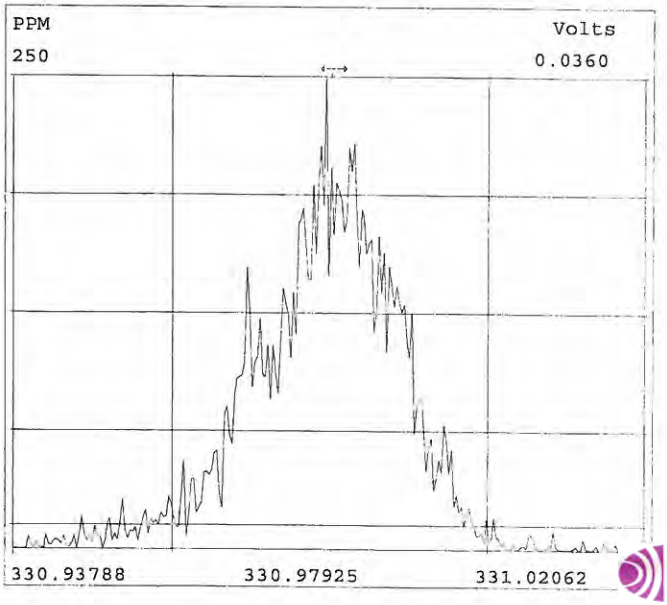

Peak Locate Examination:17-JUL-2015:13:45 File:MP51_134CAL1
Experiment:MP-DB17MS-1_03 Function:5 Reference:PFK_1668A

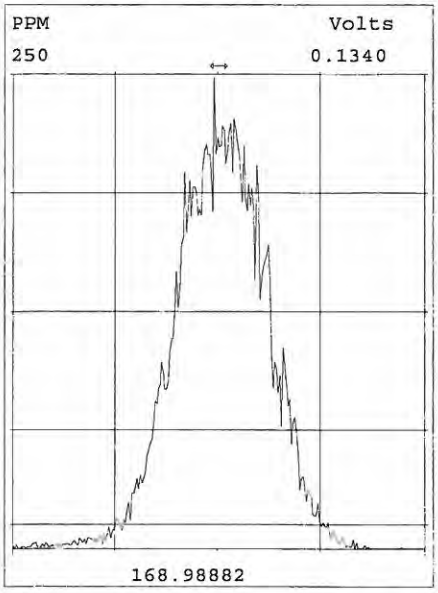

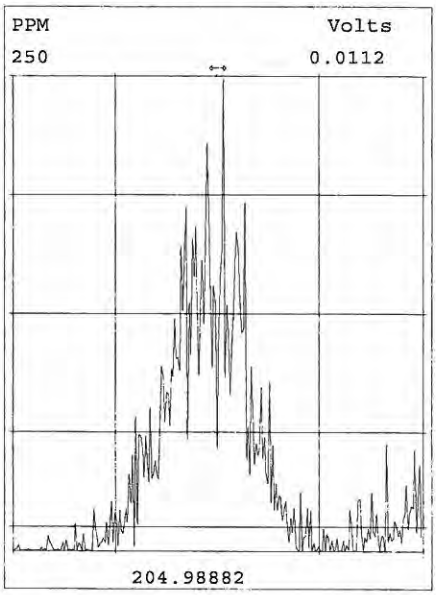

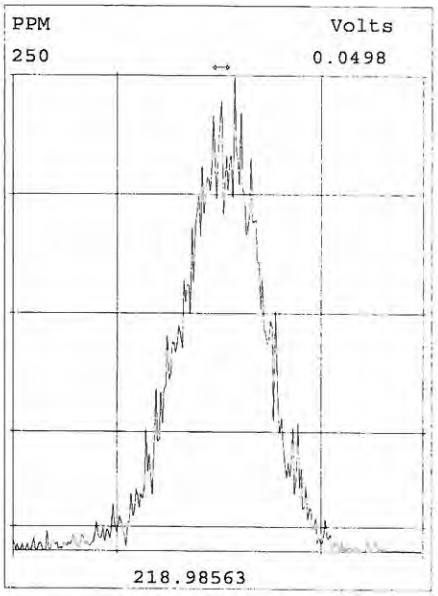

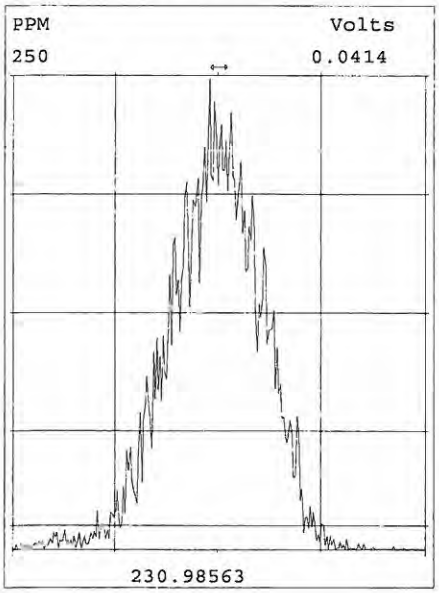

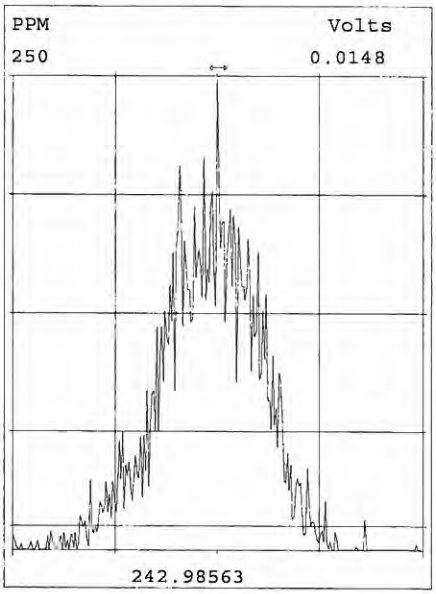

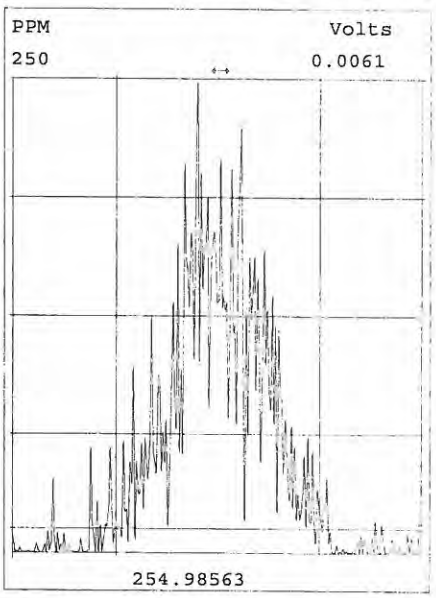

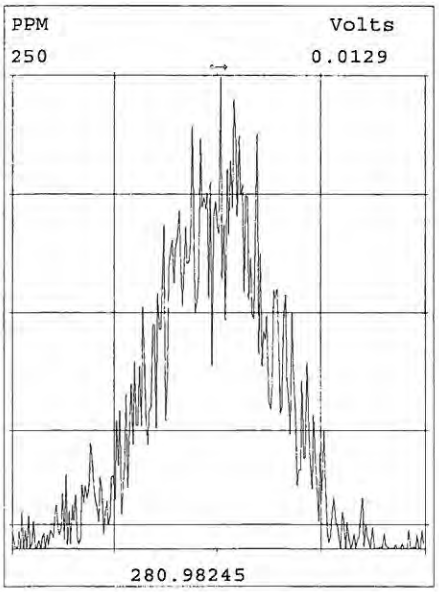

Peak Locate Examination:17-JUL-2015:13:46 File:MP51_134CAL1
Experiment:MP-DB17MS-1_03 Function:6 Reference:PFK_1668A

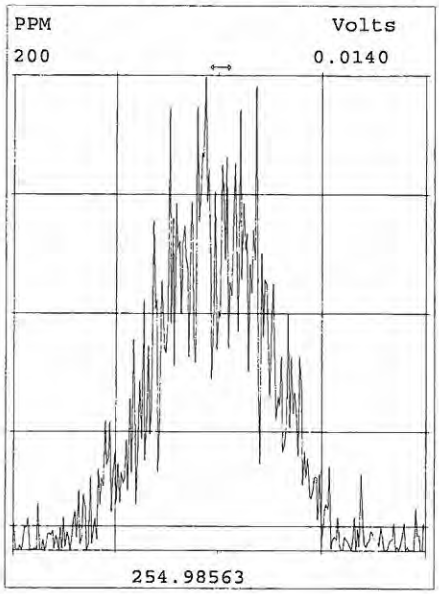

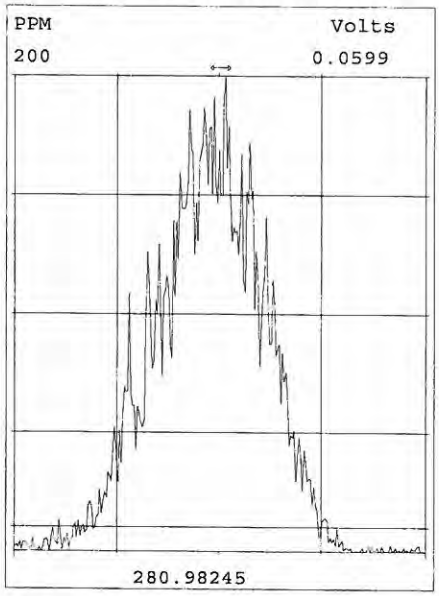

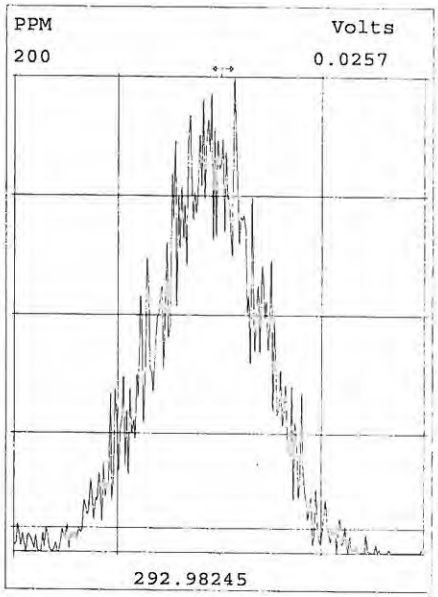

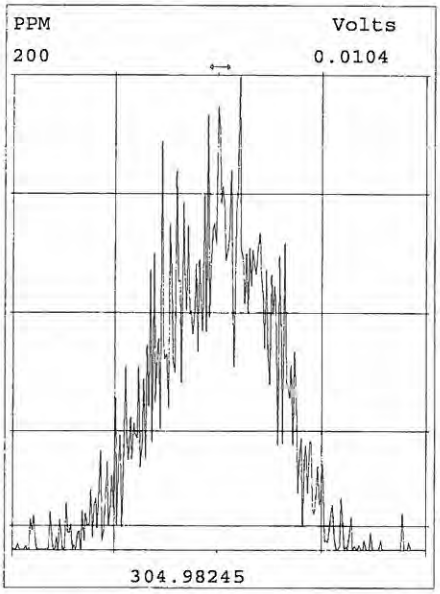

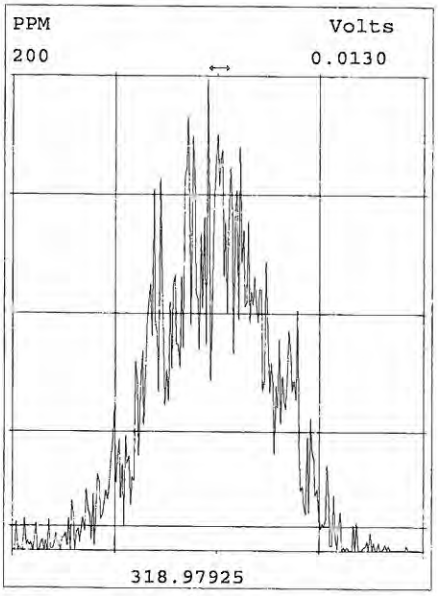

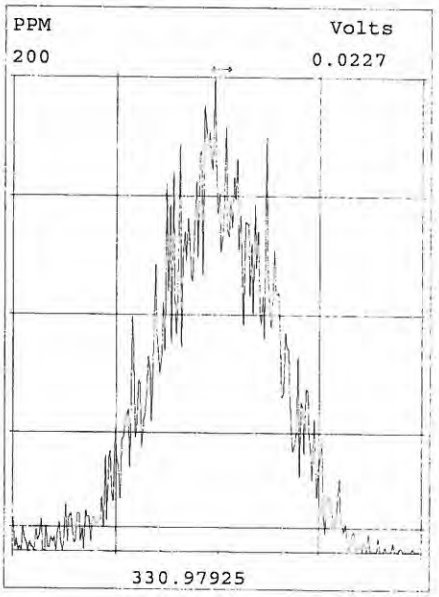

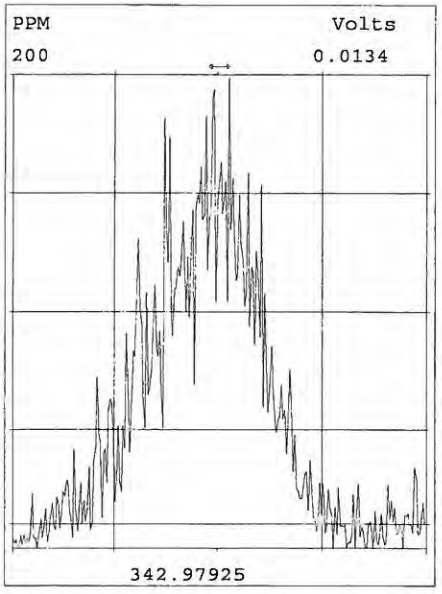

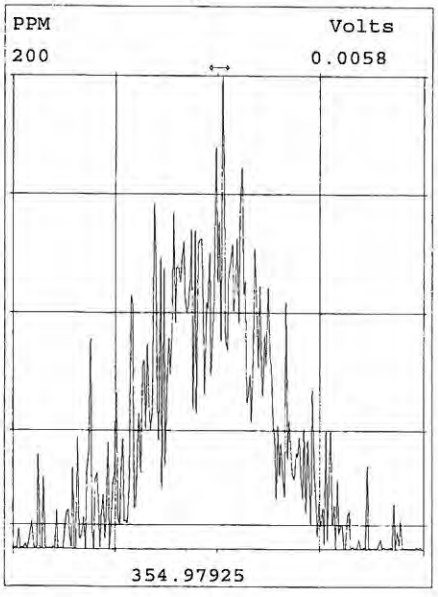

Approved by D
18 Jul 15

Peak Locate Examination:18-JUL-2015:10:14 File:MP51_134CAL2
Experiment:MP-DB17MS-1_03 Function:1 Reference:PFK_1668A

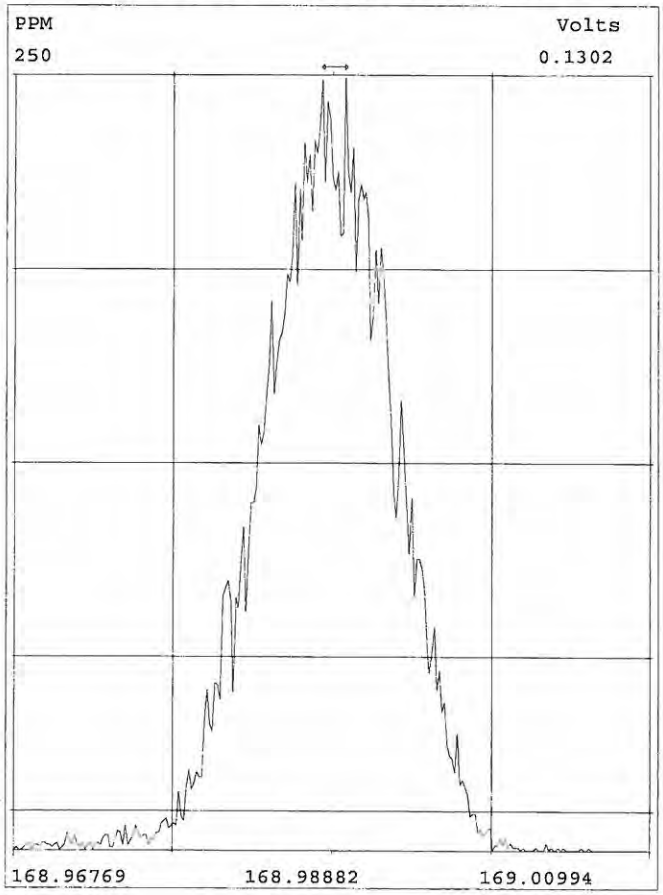

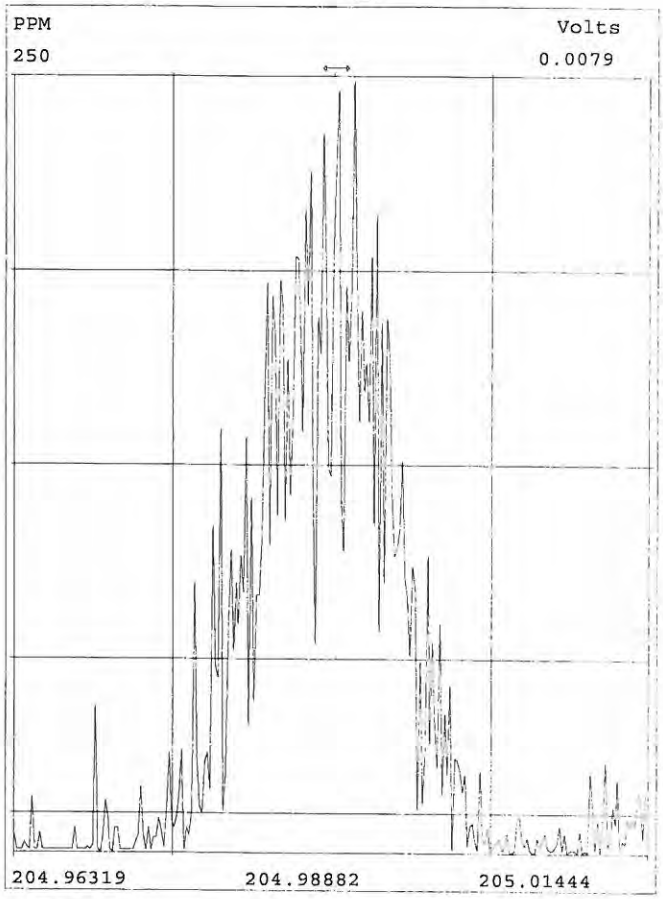

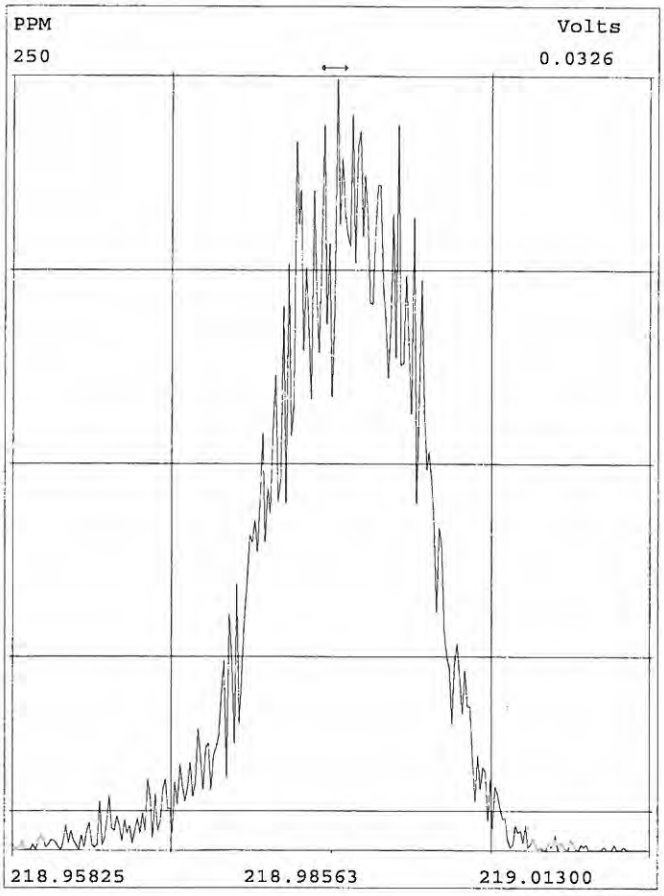

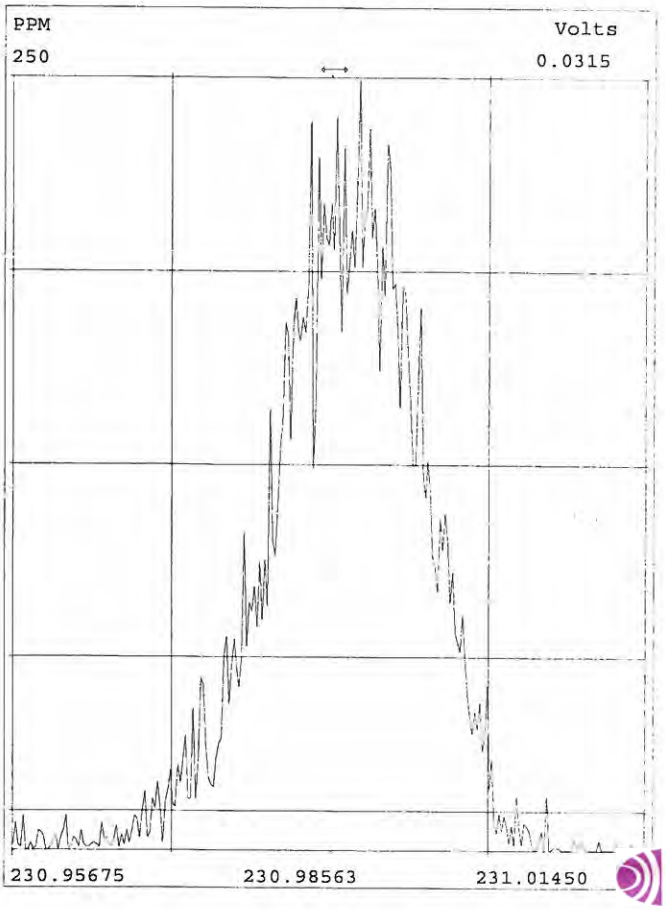

Peak Locate Examination:18-JUL-2015:10:15 File:MP51_134CAL2
Experiment:MP-DB17MS-1_03 Function:2 Reference:PFK_1668A

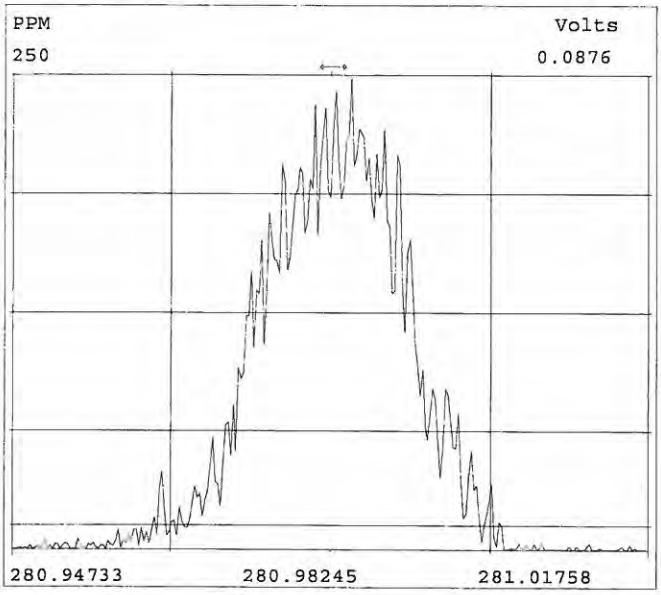

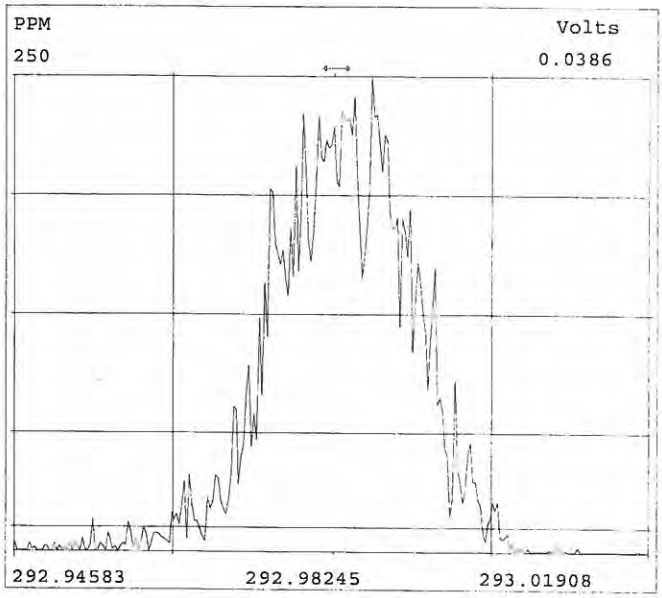

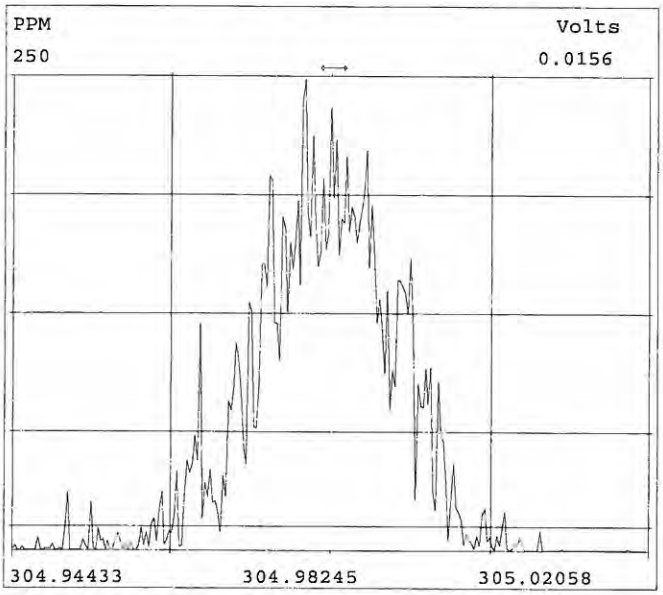

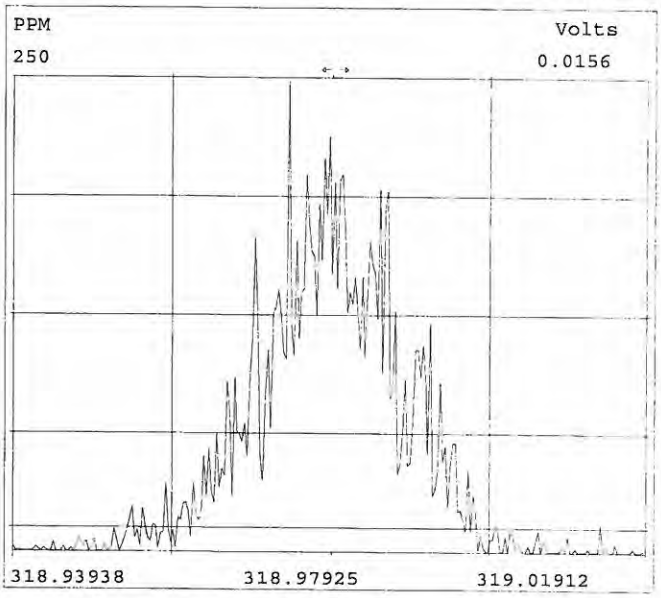

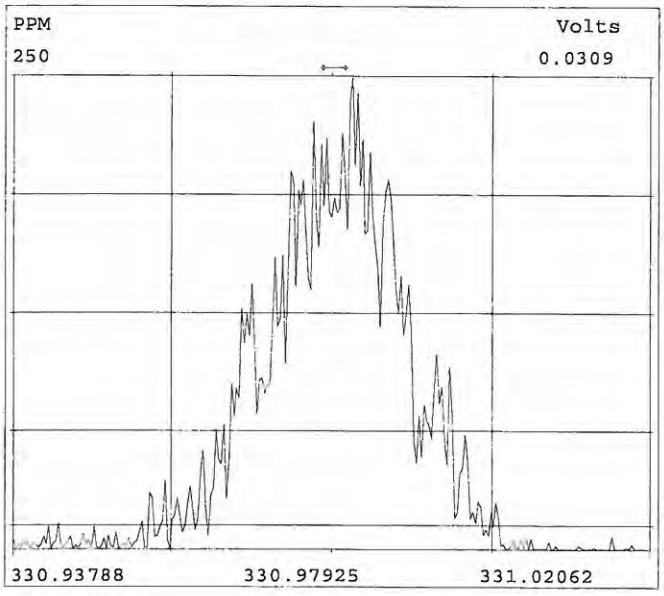

Peak Locate Examination:18-JUL-2015:10:15 File:MP51_134CAL2
Experiment:MP-DB17MS-1_03 Function:3 Reference:PFK_1668A

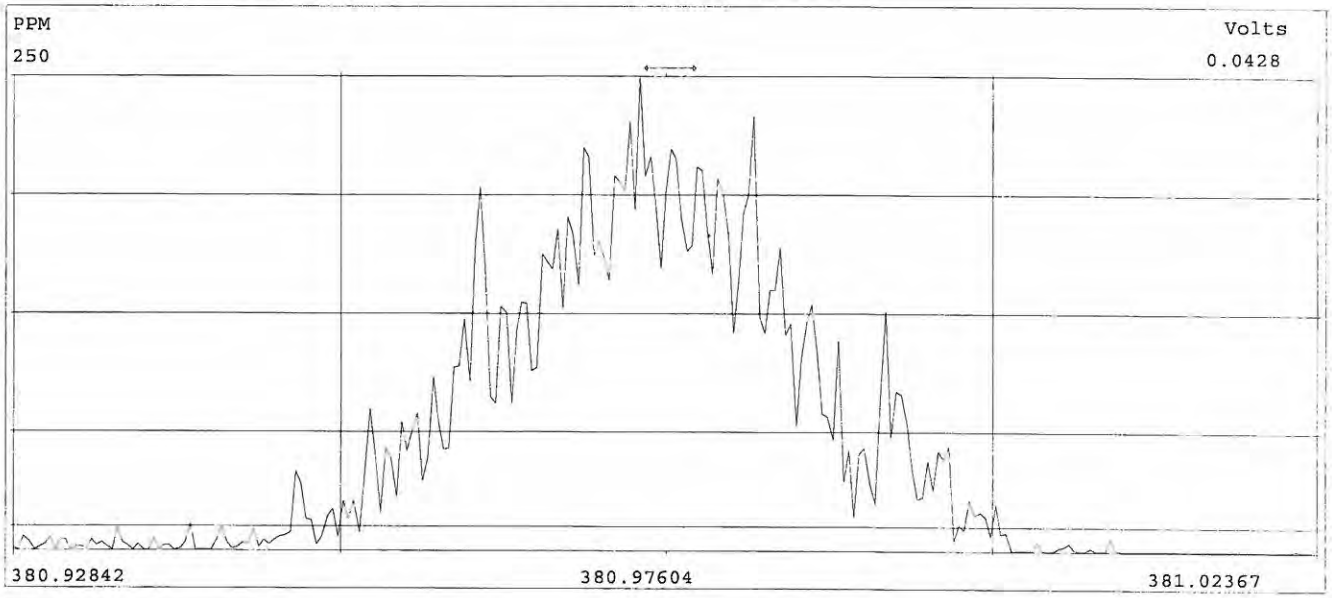

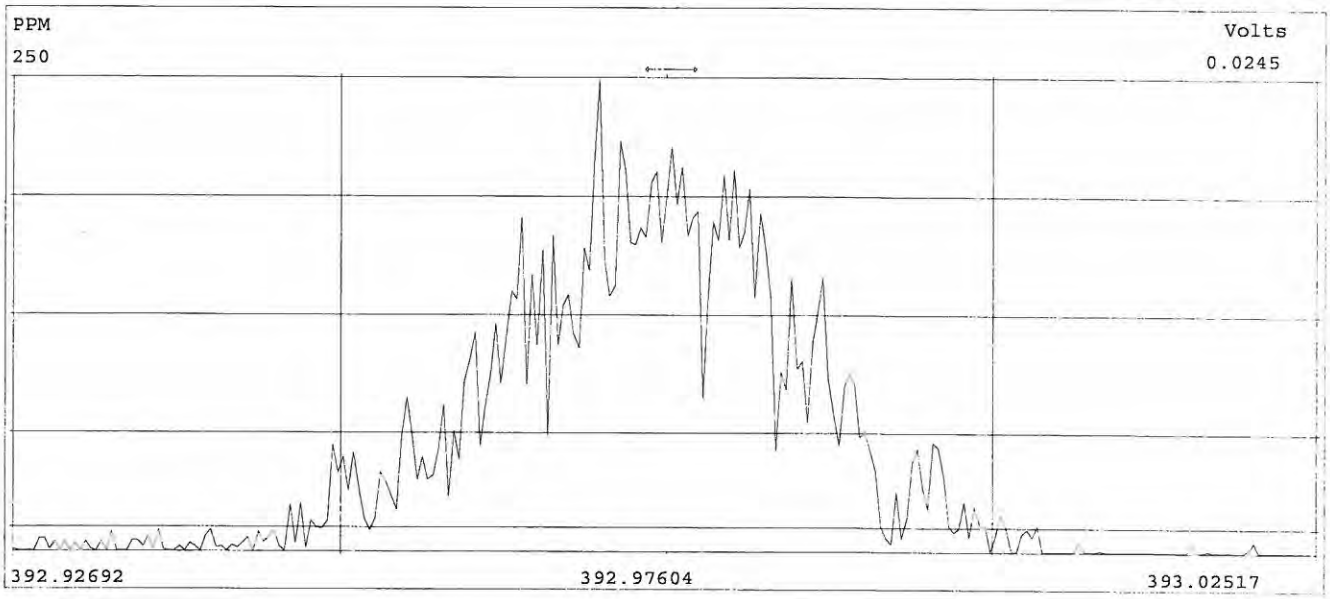

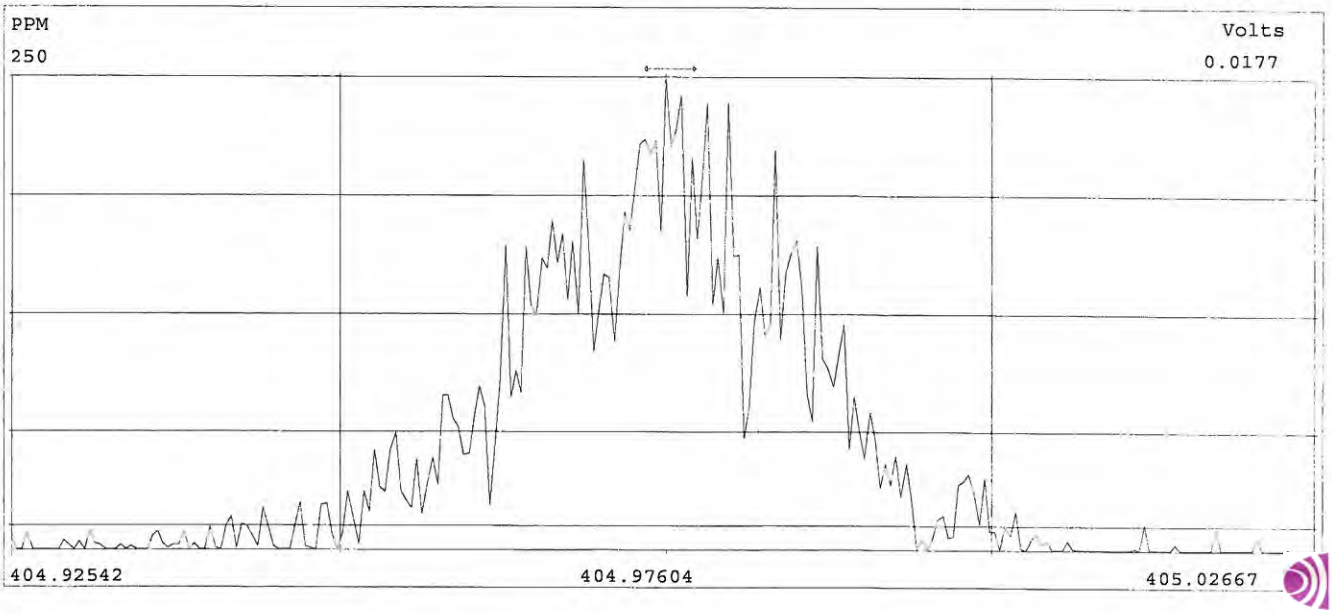

Peak Locate Examination:18-JUL-2015:10:15 File:MP51_134CAL2
Experiment:MP-DB17MS-1_03 Function:4 Reference:PFK_1668A

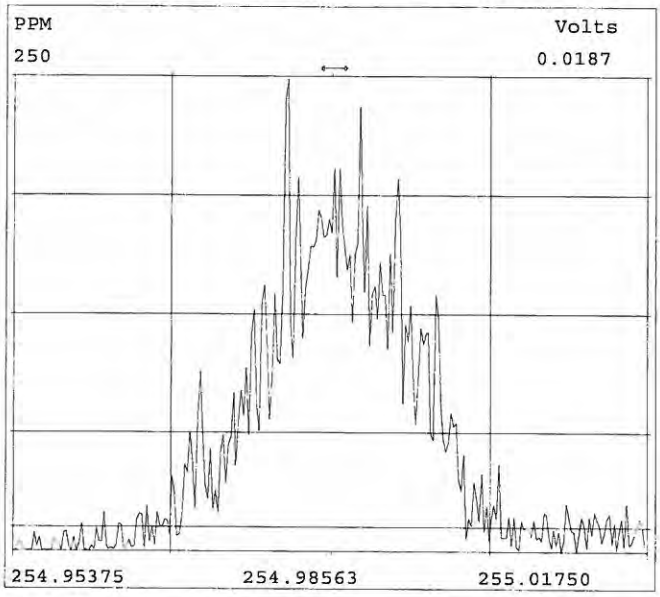

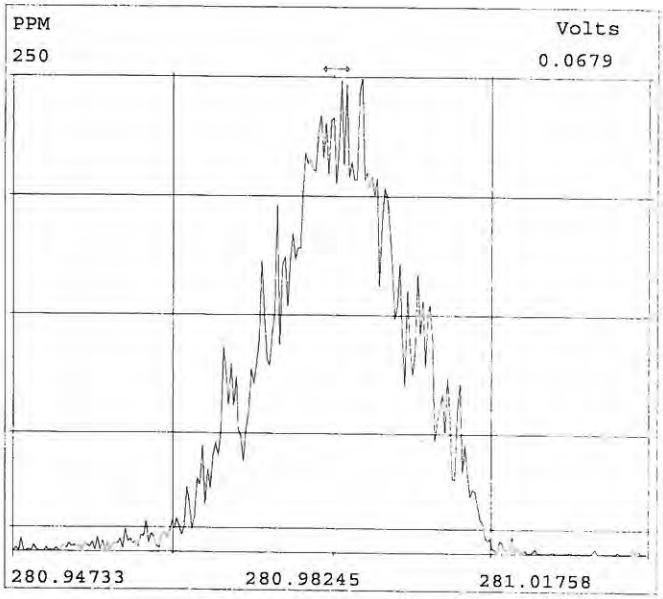

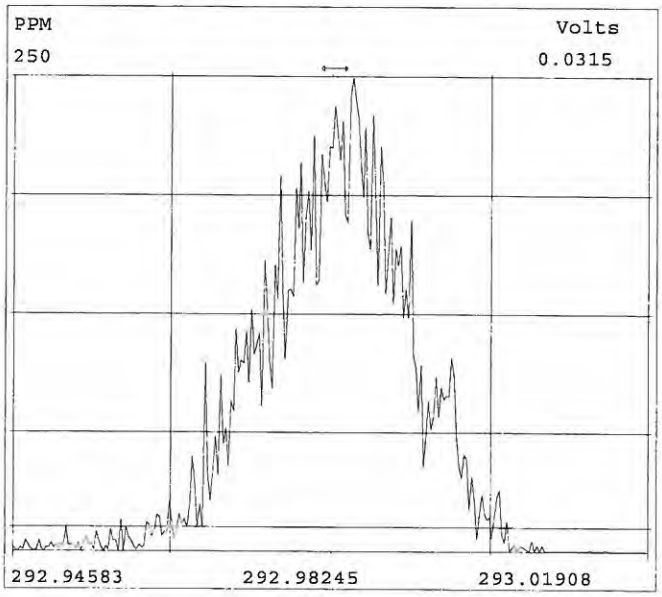

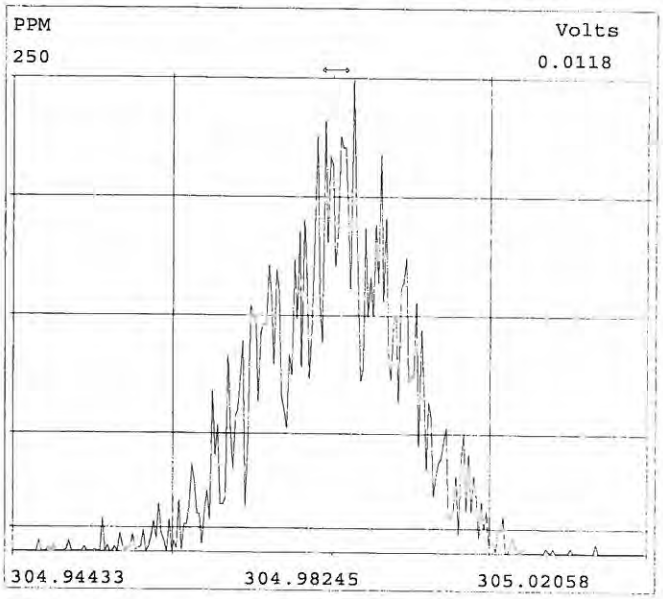

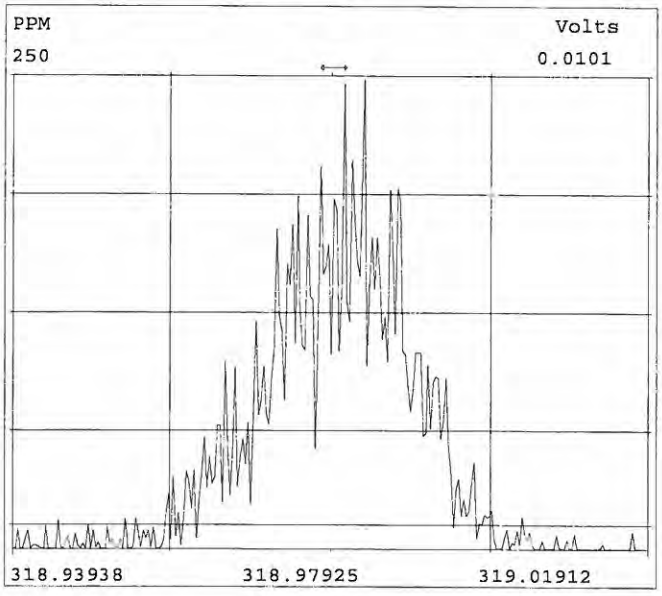

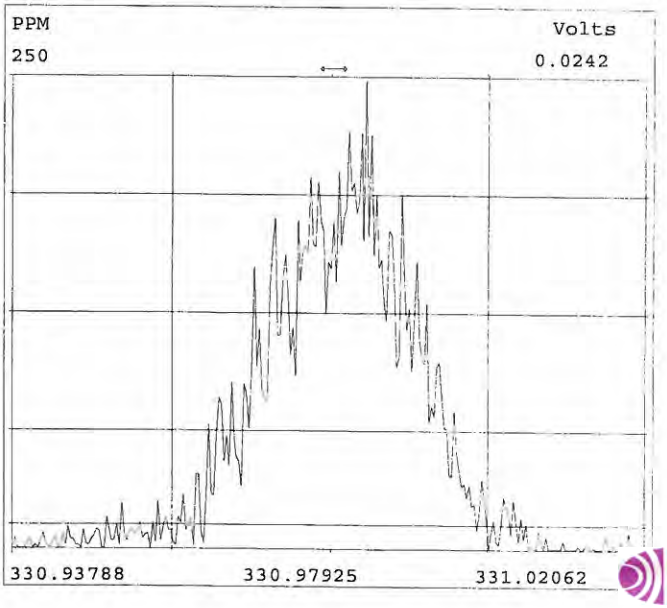

Peak Locate Examination:18-JUL-2015:10:16 File:MP51_134CAL2
Experiment:MP-DB17MS-1_03 Function:5 Reference:PFK_1668A

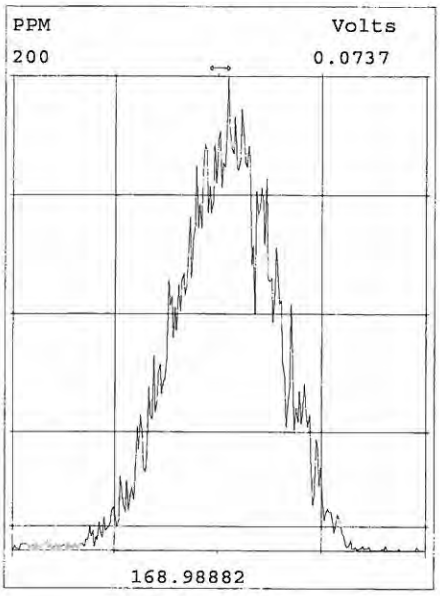

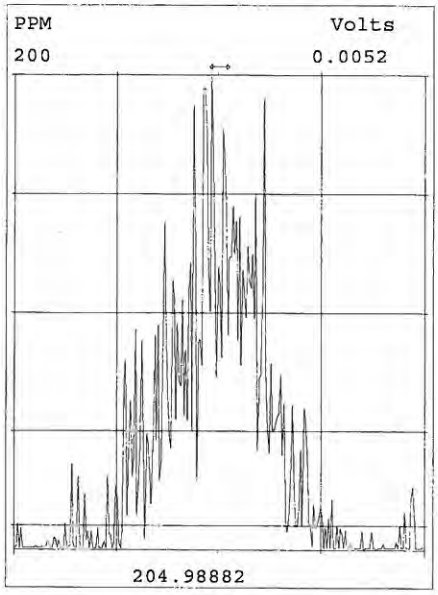

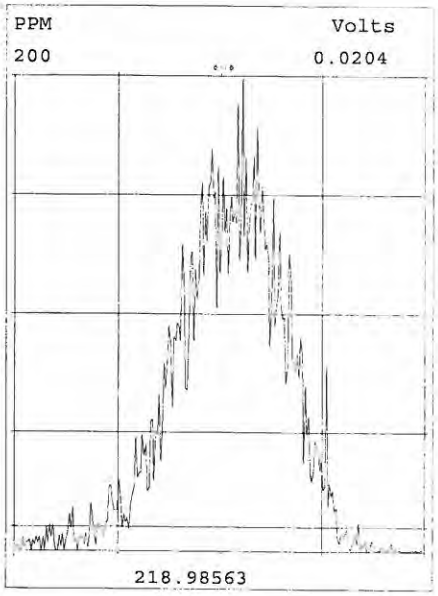

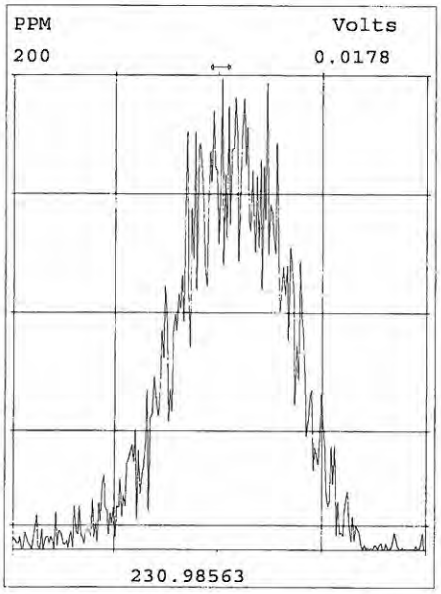

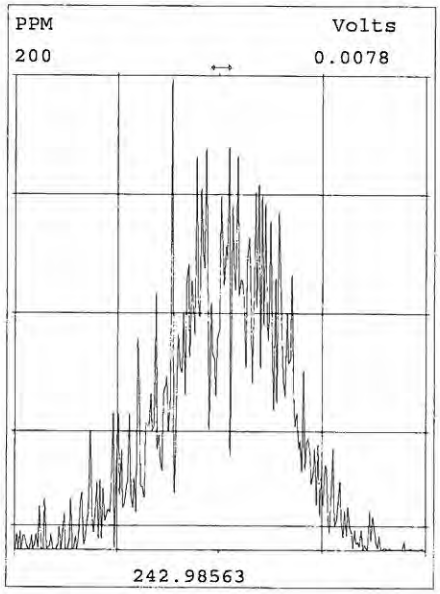

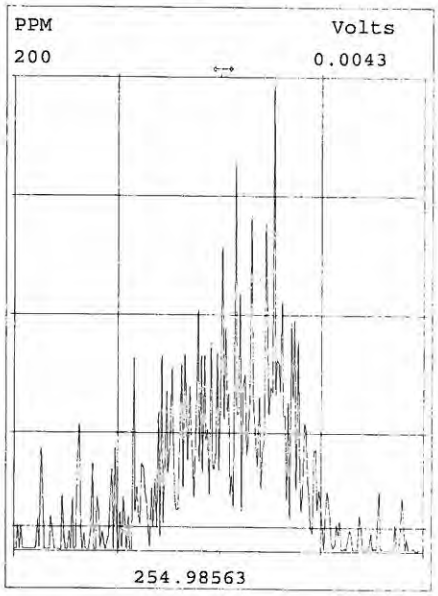

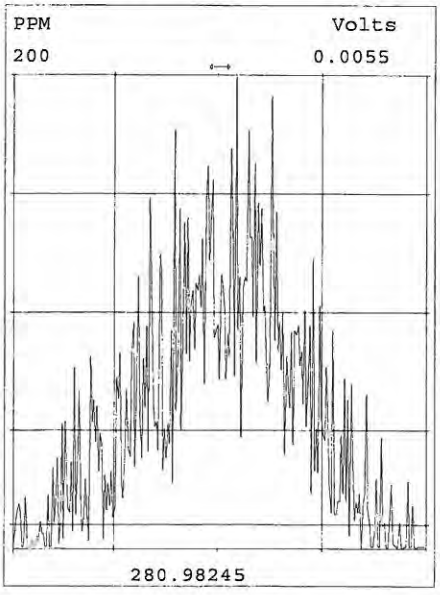

Peak Locate Examination:18-JUL-2015:10:16 File:MP51_134CAL2
Experiment:MP-DB17MS-1_03 Function:6 Reference:PFK_1668A

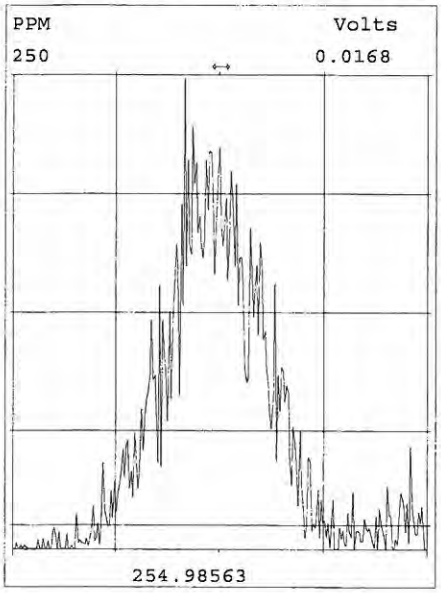

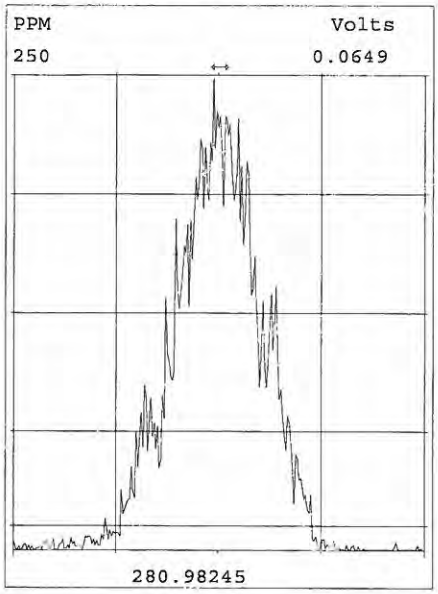

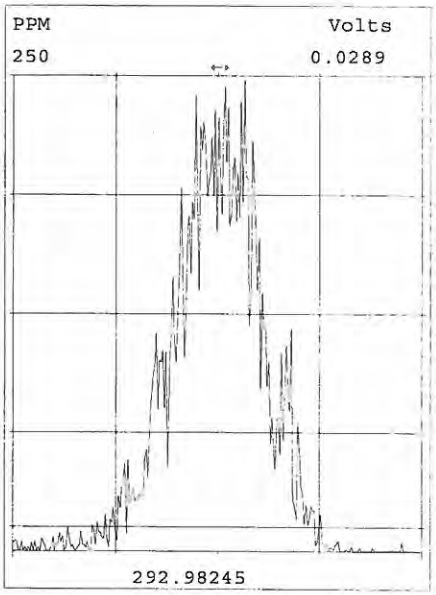

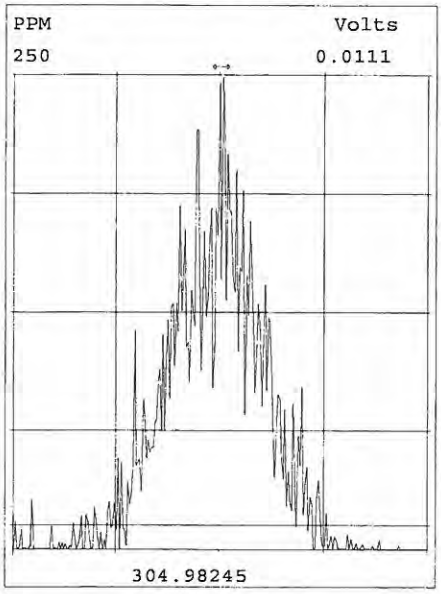

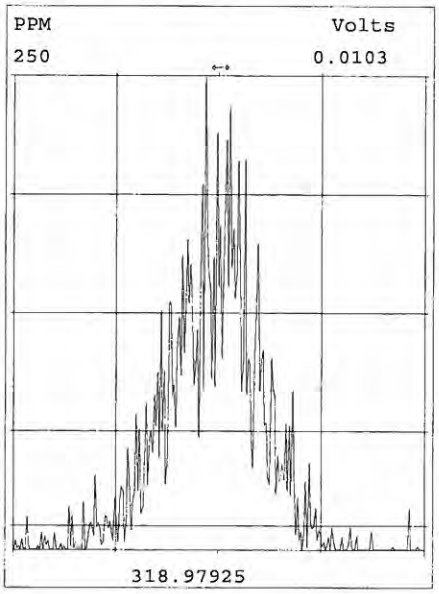

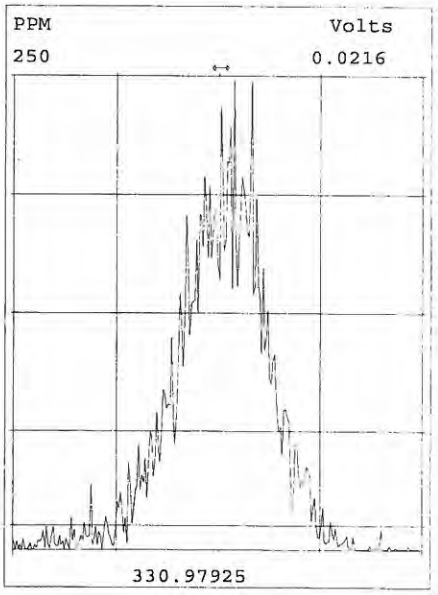

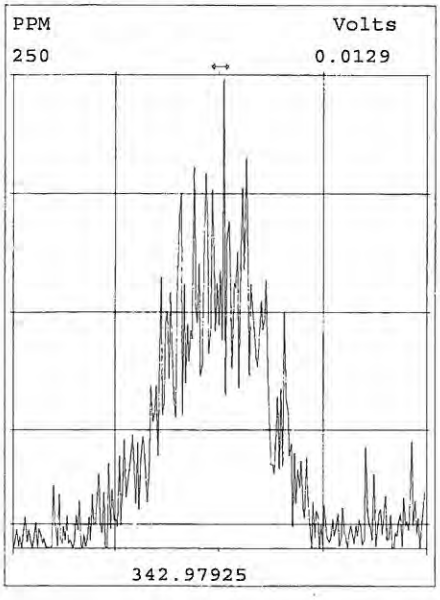

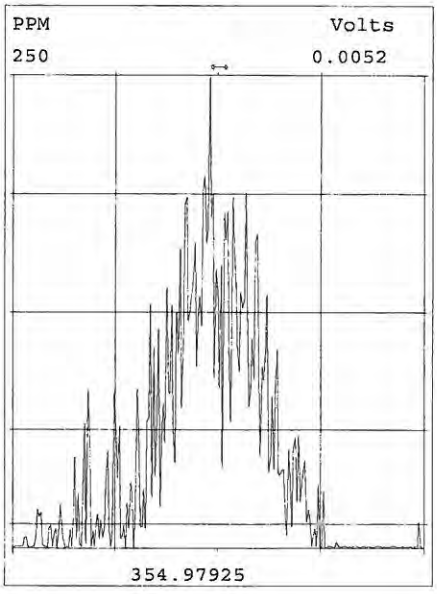

OPUSquan 23-JUL-2015 Page 1 MP51_134-8A

c/q	Data Area	Data File	S	I	AnalyteTable	Factr #1	Factr #2	Size	HC	Sample Text	Comments	Done
1 c	STEM-DEFAULT	MP51_134	6	1	MP-DB17-C06	0.0500	1.0000	1.000000	y	MP004A-CAL,,»	1,,2.0uL CS-1/Se»	y
2 c	STEM-DEFAULT	MP51_134	5	1	MP-DB17-C06	0.1000	1.0000	1.000000	y	MP004B-CAL,,»	1,,2.0uL CS-2	y
3 c	STEM-DEFAULT	MP51_134	4	1	MP-DB17-C06	0.2000	1.0000	1.000000	y	MP004C-CAL,,»	1,,2.0uL CS-3	y
4 c	STEM-DEFAULT	MP51_134	3	1	MP-DB17-C06	1.0000	1.0000	1.000000	y	MP004D-CAL,,»	1,,2.0uL CS-4	y
5 c	STEM-DEFAULT	MP51_134	2	1	MP-DB17-C06	10.0000	1.0000	1.000000	y	MP004E-CAL,,»	1,,2.0uL CS-5/Cal	y
6 c	STEM-DEFAULT	MP51_134	9	1	MP-DB17-C06	50.0000	1.0000	1.000000	y	MP004F-CAL,,»	1,,2.0uL CS-6	y
7 c	STEM-DEFAULT	MP51_134	8	1	MP-DB17-C06	100.0000	1.0000	1.000000	y	MP004G-CAL,,»	1,,2.0uL CS-7	y
8 c	STEM-DEFAULT	MP51_134	7	1	MP-DB17-C06	200.0000	1.0000	1.000000	y	MP004H-CAL,,»	1,,2.0uL CS-8	y

AXYS METHOD MLA-905 Rev 01

Form 3A
INITIAL CALIBRATION RELATIVE RESPONSES

AXYS ANALYTICAL SERVICES
2045 MILLS RD., SIDNEY, B.C., CANADA
V8L 5X2 TEL (250) 655-5800 FAX (250) 655-5811

Initial Calibration Date: 17-Jul-2015

Instrument ID: HR GC/MS

GC Column ID: DB17-MS

CS0 Data Filename: N/A

CS1 Data Filename: MP51_134 S: 6

CS2 Data Filename: MP51_134 S: 5

CS3 Data Filename: MP51_134 S: 4

CS4 Data Filename: MP51_134 S: 3

CS5 Data Filename: MP51_134 S: 2

CS6 Data Filename: MP51_134 S: 9

		RELATIVE RESPONSE (RR)								
COMPOUND	**LAB FLAG [1]**	**CS0**	**CS1**	**CS2**	**CS3**	**CS4**	**CS5**	**CS6**	**MEAN RR**	**CV (%RSD)[2]**
3-OH-Chrysene			1.16	0.89	0.92	0.81	0.74	0.77	0.88	17.3
3-OH-Benzo[a]pyrene			0.61	0.63	0.64	0.63	0.64	0.70	0.64	4.91
9-OH-Benzo[a]pyrene			0.27	0.31	0.33	0.33	0.38	0.35	0.33	11.6
3-OH-Benz[a]anthracene			0.86	0.86	0.92	0.95	1.00	1.10	0.95	9.60

(1) Where applicable, custom lab flags have been used on this report.
(2) QC limit is 25% RSD.

These data are validated and reported as accurate and in accord with AXYS Analytical Services Ltd. ISO17025 compliant quality assurance processes.

Signed: _____Million Woudneh_____

For Axys Internal Use Only [XSL Template: Form3A.xsl; Created: 18-Aug-2015 09:40:38; Application: XMLTransformer-1.14.15;
Report Filename: GENERIC-SPECS_Pest_17-Jul-2015_MP51__Form3A_GS60431.html; Workgroup: WG51889; Design ID: 2302]

AXYS METHOD MLA-905 Rev 01

Form 3B
INITIAL CALIBRATION RELATIVE RESPONSES

AXYS ANALYTICAL SERVICES
2045 MILLS RD., SIDNEY, B.C., CANADA
V8L 5X2 TEL (250) 655-5800 FAX (250) 655-5811

Initial Calibration Date: 17-Jul-2015

Instrument ID: HR GC/MS

GC Column ID: DB17-MS

CS0 Data Filename: N/A

CS1 Data Filename: MP51_134 S: 6

CS2 Data Filename: MP51_134 S: 5

CS3 Data Filename: MP51_134 S: 4

CS4 Data Filename: MP51_134 S: 3

CS5 Data Filename: MP51_134 S: 2

CS6 Data Filename: MP51_134 S: 9

		RELATIVE RESPONSE (RR)								
LABELED COMPOUND	**LAB FLAG [1]**	**CS0**	**CS1**	**CS2**	**CS3**	**CS4**	**CS5**	**CS6**	**MEAN RR**	**CV (%RSD)[2]**
13C6-3-OH-Chrysene			1.24	1.24	1.24	1.27	1.21	1.36	1.26	4.15
13C6-1-OH-Benz[a]anthracene			1.17	1.16	1.16	1.20	1.11	1.18	1.16	2.33
d11-3-OH-Benzo[a]pyrene			0.55	0.55	0.57	0.55	0.59	0.56	0.56	2.79

(1) Where applicable, custom lab flags have been used on this report.
(2) QC limit is 35% for labeled compounds.

These data are validated and reported as accurate and in accord with AXYS Analytical Services Ltd. ISO17025 compliant quality assurance processes.

Signed: _____Million Woudneh_____

For Axys Internal Use Only [XSL Template: Form3B.xsl; Created: 18-Aug-2015 09:40:38; Application: XMLTransformer-1.14.15;
Report Filename: GENERIC-SPECS_Pest_17-Jul-2015_MP51__Form3B_GS60431.html; Workgroup: WG51889; Design ID: 2302]

AXYS METHOD MLA-905 Rev 01

Form 3C
INITIAL CALIBRATION ION ABUNDANCE RATIOS

AXYS ANALYTICAL SERVICES
2045 MILLS RD., SIDNEY, B.C., CANADA
V8L 5X2 TEL (250) 655-5800 FAX (250) 655-5811

Initial Calibration Date: 17-Jul-2015

Instrument ID: HR GC/MS

GC Column ID: DB17-MS

CS0 Data Filename: N/A

CS1 Data Filename: MP51_134 S: 6

CS2 Data Filename: MP51_134 S: 5

CS3 Data Filename: MP51_134 S: 4

CS4 Data Filename: MP51_134 S: 3

CS5 Data Filename: MP51_134 S: 2

CS6 Data Filename: MP51_134 S: 9

COMPOUND	LAB FLAG [1]	M/Z's FORMING RATIO	ION ABUNDANCE RATIO CS0	CS1	CS2	CS3	CS4	CS5	CS6	QC LIMITS[2]
3-OH-Chrysene		**316/301**		2.28	1.85	2.04	2.00	1.97	1.91	1.31-2.71
3-OH-Benzo[a]pyrene		**340/325**		4.11	5.90	5.13	5.17	5.30	5.19	3.34-6.93
9-OH-Benzo[a]pyrene		**340/325**		7.90	5.11	7.26	7.17	6.82	6.75	4.44-9.23
3-OH-Benz[a]anthracene		**316/301**		2.11	2.50	2.40	1.99	2.03	1.94	1.41-2.92

(1) Where applicable, custom lab flags have been used on this report.
(2) QC limits are +/- 20% of the theoretical ion ratios for calibration standards CS2 to CS5, and +/- 50% for calibration standard CS1.

These data are validated and reported as accurate and in accord with AXYS Analytical Services Ltd. ISO17025 compliant quality assurance processes.

Signed: _____Million Woudneh_____

For Axys Internal Use Only [XSL Template: Form3C.xsl; Created: 18-Aug-2015 09:40:38; Application: XMLTransformer-1.14.15;
Report Filename: GENERIC-SPECS_Pest_17-Jul-2015_MP51__Form3C_GS60431.html; Workgroup: WG51889; Design ID: 2302]

AXYS METHOD MLA-905 Rev 01

Form 3D
INITIAL CALIBRATION ION ABUNDANCE RATIOS

AXYS ANALYTICAL SERVICES
2045 MILLS RD., SIDNEY, B.C., CANADA
V8L 5X2 TEL (250) 655-5800 FAX (250) 655-5811

Initial Calibration Date: 17-Jul-2015

Instrument ID: HR GC/MS

GC Column ID: DB17-MS

CS0 Data Filename: N/A

CS1 Data Filename: MP51_134 S: 6

CS2 Data Filename: MP51_134 S: 5

CS3 Data Filename: MP51_134 S: 4

CS4 Data Filename: MP51_134 S: 3

CS5 Data Filename: MP51_134 S: 2

CS6 Data Filename: MP51_134 S: 9

LABELED COMPOUND	LAB FLAG[1]	M/Z's FORMING RATIO	ION ABUNDANCE RATIO CS0	CS1	CS2	CS3	CS4	CS5	CS6	QC LIMITS[2]
13C6-3-OH-Chrysene		**322/307**		2.07	2.04	1.99	2.00	2.00	1.92	1.30-2.70
13C6-1-OH-Benz[a]anthracene		**322/307**		2.31	2.35	2.34	2.28	2.37	2.20	1.50-3.12
d11-3-OH-Benzo[a]pyrene		**351/336**		6.29	6.17	6.26	6.33	6.32	6.12	4.06-8.44

(1) Where applicable, custom lab flags have been used on this report.

These data are validated and reported as accurate and in accord with AXYS Analytical Services Ltd. ISO17025 compliant quality assurance processes.
Signed: _____Million Woudneh_____

For Axys Internal Use Only [XSL Template: Form3D.xsl; Created: 18-Aug-2015 09:40:38; Application: XMLTransformer-1.14.15;
Report Filename: GENERIC-SPECS_Pest_17-Jul-2015_MP51__Form3D_GS60431.html; Workgroup: WG51889; Design ID: 2302]

www.axysanalytical.com

Experiment : MP-DB17MS-1_03
GC Program : MP-DB17MS-1_01
Column type : DB17-MS
Serial # : USB503442H
kPa : 140
Vol injected: 2.0uL
PMT Voltage : 399

Temps -source: 250
-s resv: 200
-re_ent: 270
-cap_1 : 270
-cap_2 : 270

Tune : MO
List : VR
Check :
LIMS :
Logfile:

Date -list : 23-JUL-2015
-liner : 23-JUL-2015
-septum: 22-JUL-2015
-guard : 60cm 23-JUL-2015
-column: 30cm 21-JUL-2015
-t line: NEW 26-JUN-2015

#	Data file	S	V	Sample Text	Comments	Acquisition Date/Time
1	MP51_137A	1	1	MP004E-CAL,,/03	1,,2.0uL CS-5/Cal	23-JUL-15 20:47:19
2	MP51_137A	2	2	MP004E-CAL,,/03	1,,2.0uL CS-5/Cal	23-JUL-15 21:21:23
3	MP51_137A	3	3	WG51889-102,,SPM	1,WG51889,2.0/200uL	23-JUL-15 21:55:30
4	MP51_137A	4	4	Toluene,,	1,,1.0uL	23-JUL-15 22:29:36
5	MP51_137A	5	5	Toluene,,	1,,1.0uL	23-JUL-15 23:03:43
6	MP51_137A	6	6	WG51889-101,,BLK	1,WG51889,2.0/200uL	23-JUL-15 23:37:51
7	MP51_137A	7	7	L23368-6,,	1,WG51889,2.0/200uL	24-JUL-15 00:11:57
8	MP51_137A	8	8	L23368-7,,	1,WG51889,2.0/200uL	24-JUL-15 00:46:03
9	MP51_137A	9	9	L23368-8,,	1,WG51889,2.0/200uL	24-JUL-15 01:20:09
10	MP51_137A	10	10	L23368-9,,	1,WG51889,2.0/200uL	24-JUL-15 01:54:14
11	MP51_137A	11	11	L23368-10,,	1,WG51889,2.0/200uL	24-JUL-15 02:28:21
12	MP51_137A	12	12	L23368-11,,	1,WG51889,2.0/200uL	24-JUL-15 03:02:28
13	MP51_137A	13	13	L23368-12,,	1,WG51889,2.0/200uL	24-JUL-15 03:36:34
14	MP51_137A	14	14	L23368-13,,	1,WG51889,2.0/200uL	24-JUL-15 04:10:40
15	MP51_137A	15	15	L23368-14,,	1,WG51889,2.0/200uL	24-JUL-15 04:44:46
16	MP51_137A	16	16	WG51889-103,,SAR	1,WG51889,2.0/200uL	24-JUL-15 05:18:51
17	MP51_137A	17	17	MP004E-CAL,,/03	1,,1.0uL Cal	24-JUL-15 05:52:57
18	MP51_137A	18	18	MP004E-CAL,,/03	1,,1.0uL Cal	24-JUL-15 09:06:45
19	MP51_137A	19	19	MP004E-CAL,,/03	1,,1.0uL Cal	24-JUL-15 09:42:19
20	MP51_137A	20	20	Toluene,,	1,,1.0uL	24-JUL-15 10:17:05
21	MP51_137A	21	21	Toluene,,	1,,1.0uL	24-JUL-15 10:51:13
22	MP51_137A	22	22	L23368-15,,	1,WG51889,2.0/200uL	24-JUL-15 11:25:18
23	MP51_137A	23	23	L23368-16,,	1,WG51889,2.0/200uL	24-JUL-15 11:59:25
24	MP51_137A	24	24	L23368-17,,	1,WG51889,2.0/200uL	24-JUL-15 12:33:26
25	MP51_137A	25	25	L23368-18,,	1,WG51889,2.0/200uL	24-JUL-15 13:07:32
26	MP51_137A	26	26	L23368-19,,	1,WG51889,2.0/200uL	24-JUL-15 13:41:39
27	MP51_137A	27	27	L23368-20,,	1,WG51889,2.0/200uL	24-JUL-15 14:15:45
28	MP51_137A	28	28	L23368-21,,	1,WG51889,2.0/200uL	24-JUL-15 14:49:51
29	MP51_137A	29	29	L23368-22,,	1,WG51889,2.0/200uL	24-JUL-15 15:23:57
30	MP51_137A	30	30	L23368-23,,	1,WG51889,2.0/200uL	24-JUL-15 15:58:03
31	MP51_137A	31	31	L23368-24,,	1,WG51889,2.0/200uL	24-JUL-15 16:32:08
32	MP51_137A	32	32	MP004E-CAL,,/03	1,,1.0uL Cal	24-JUL-15 17:06:15
33	MP51_137A	33	33	MP004E-CAL,,/03	1,,1.0uL Cal	24-JUL-15 17:40:21



Peak Locate Examination:23-JUL-2015:20:43 File:MP51_137ACAL1
Experiment:MP-DB17MS-1_03 Function:1 Reference:PFK_1668A

Approved by MW 23-Jul-15

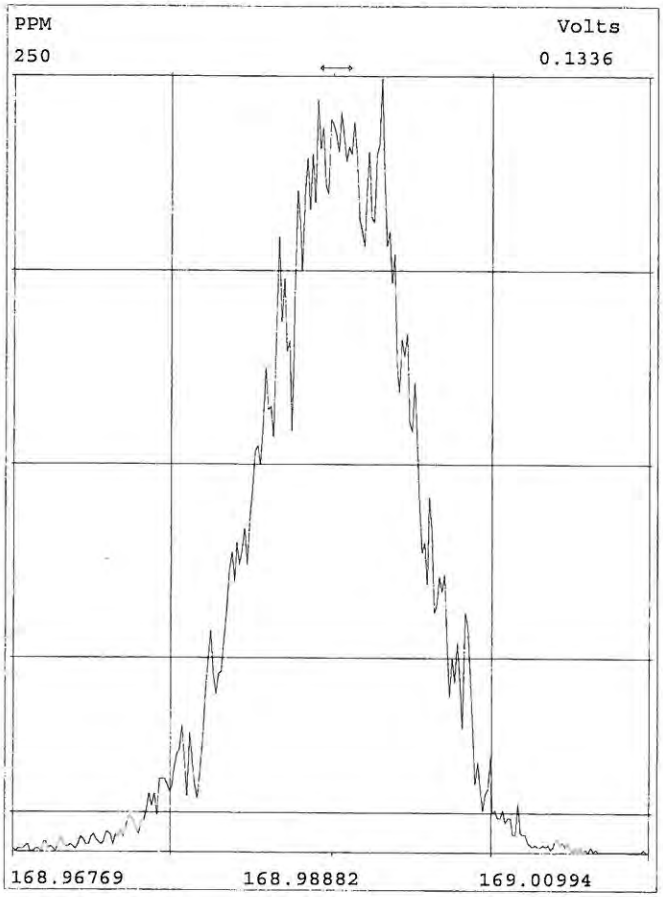

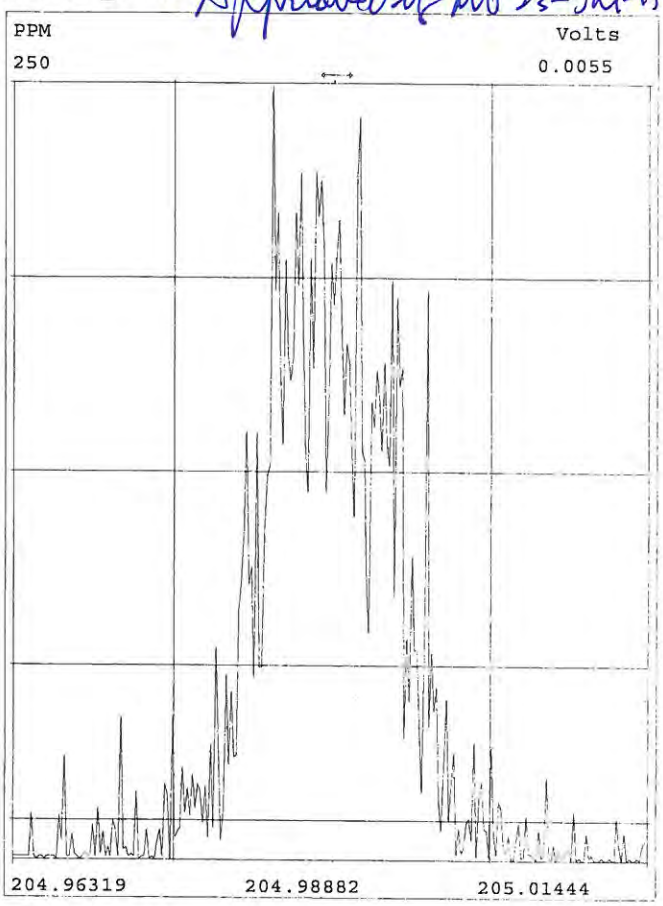

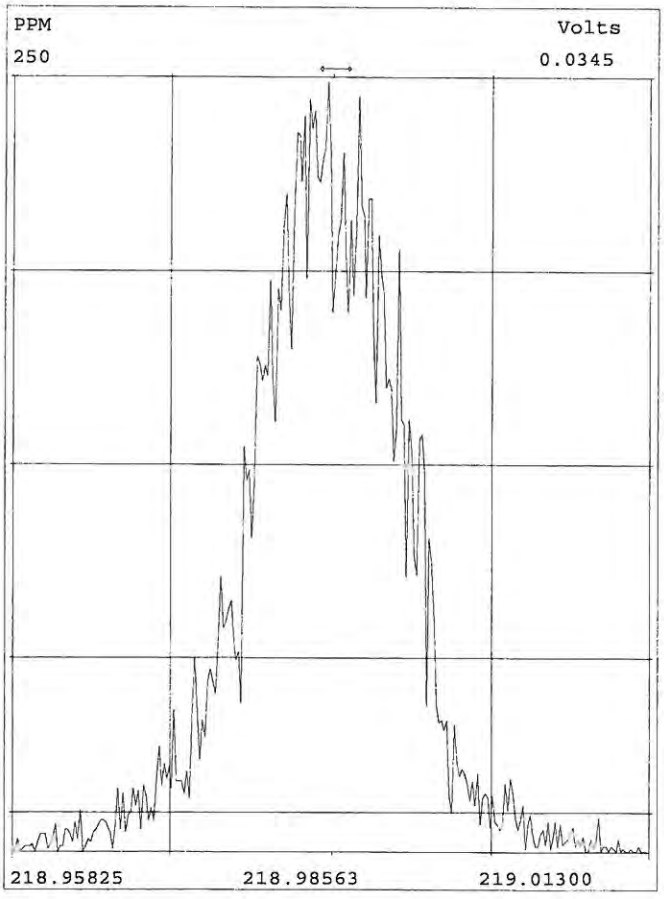

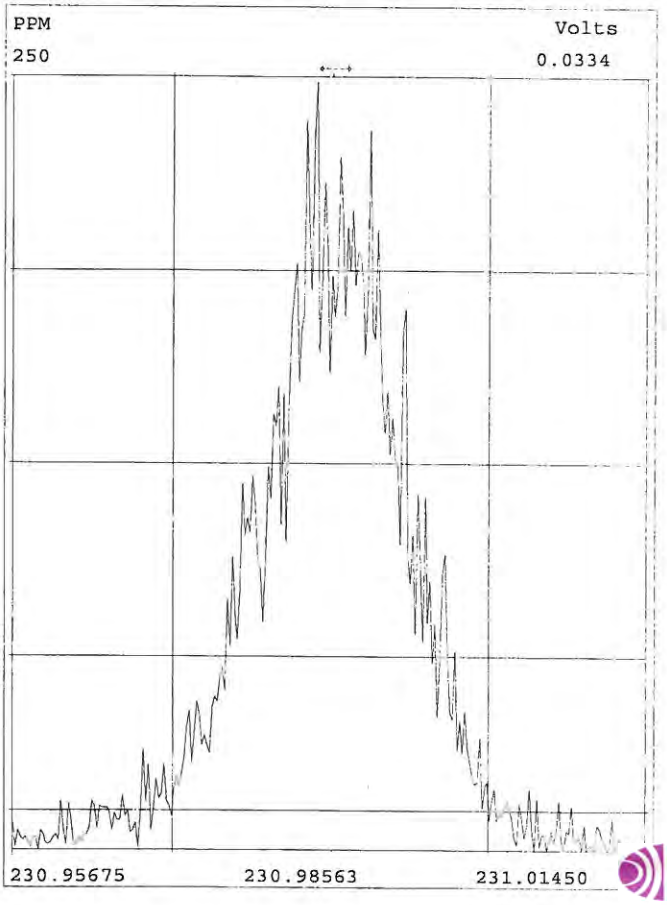

Peak Locate Examination:23-JUL-2015:20:44 File:MP51_137ACAL1
Experiment:MP-DB17MS-1_03 Function:2 Reference:PFK_1668A

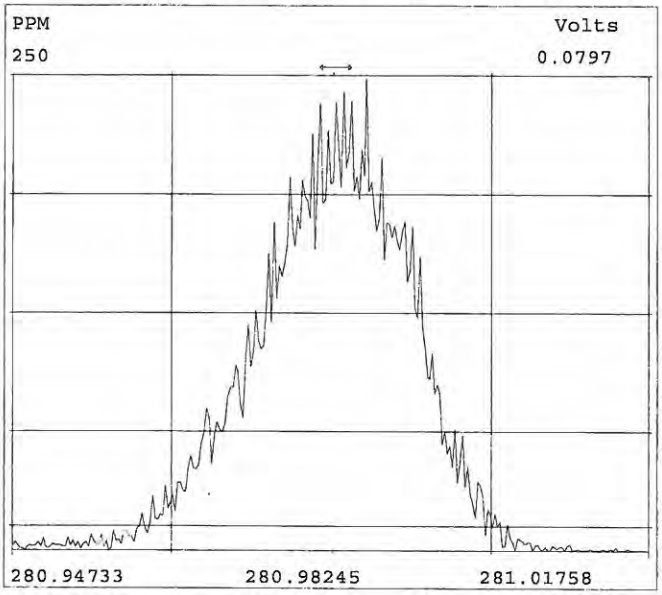

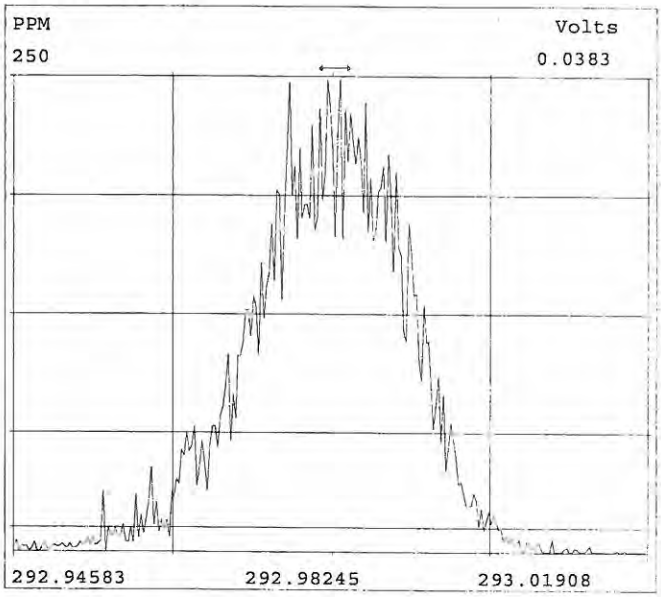

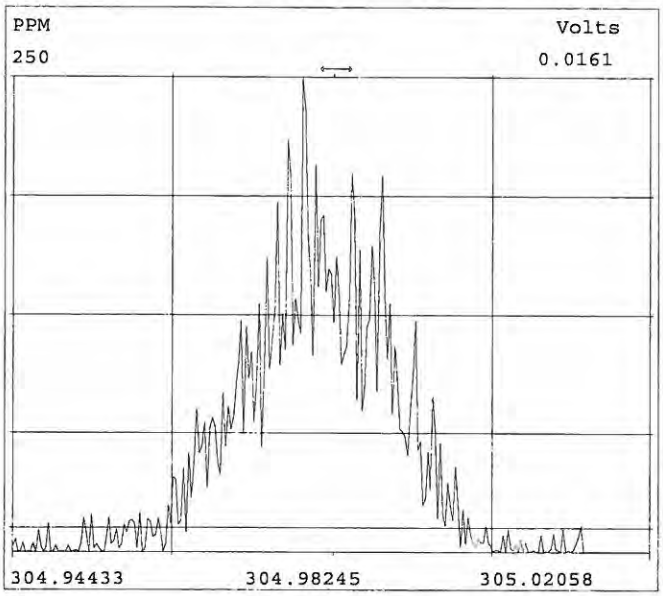

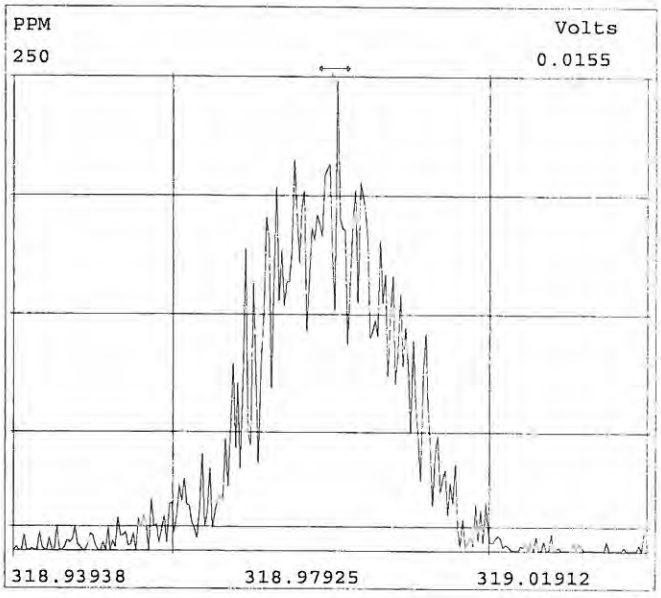

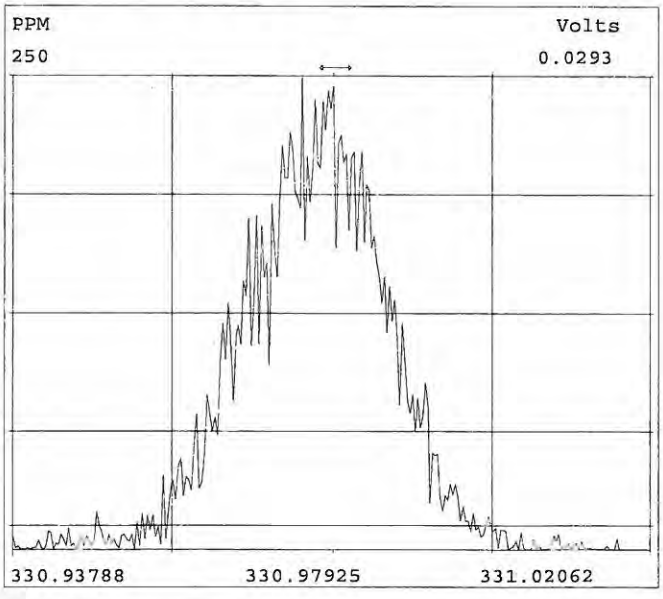

Peak Locate Examination:23-JUL-2015:20:44 File:MP51_137ACAL1
Experiment:MP-DB17MS-1_03 Function:3 Reference:PFK_1668A

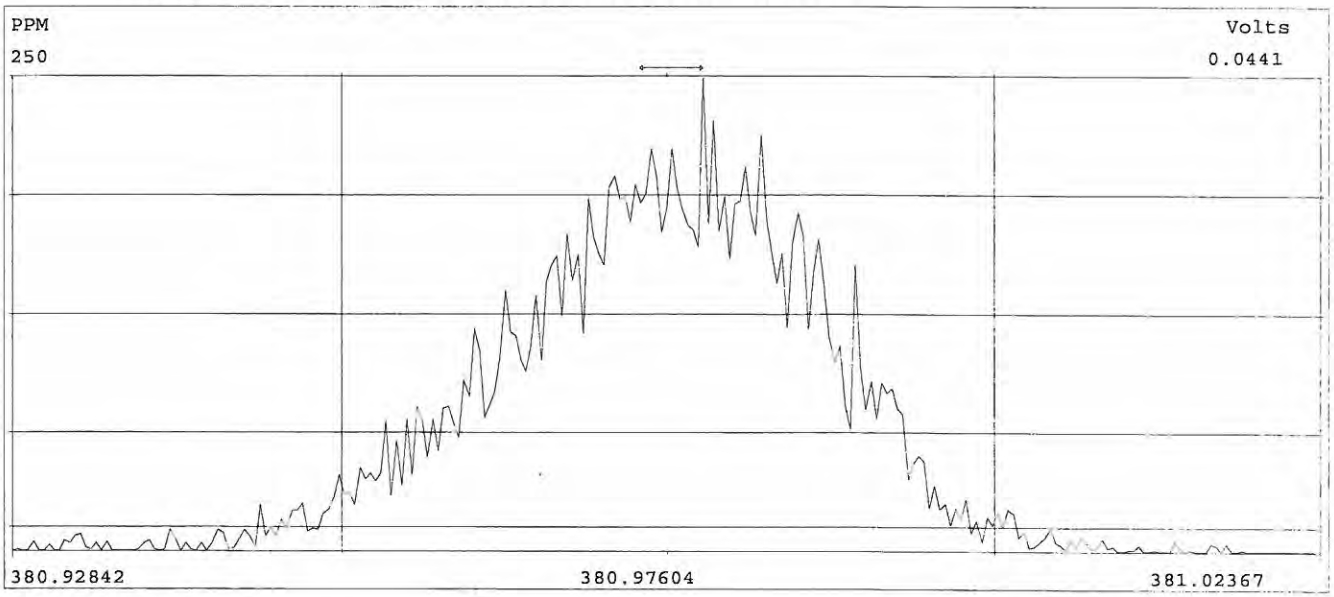

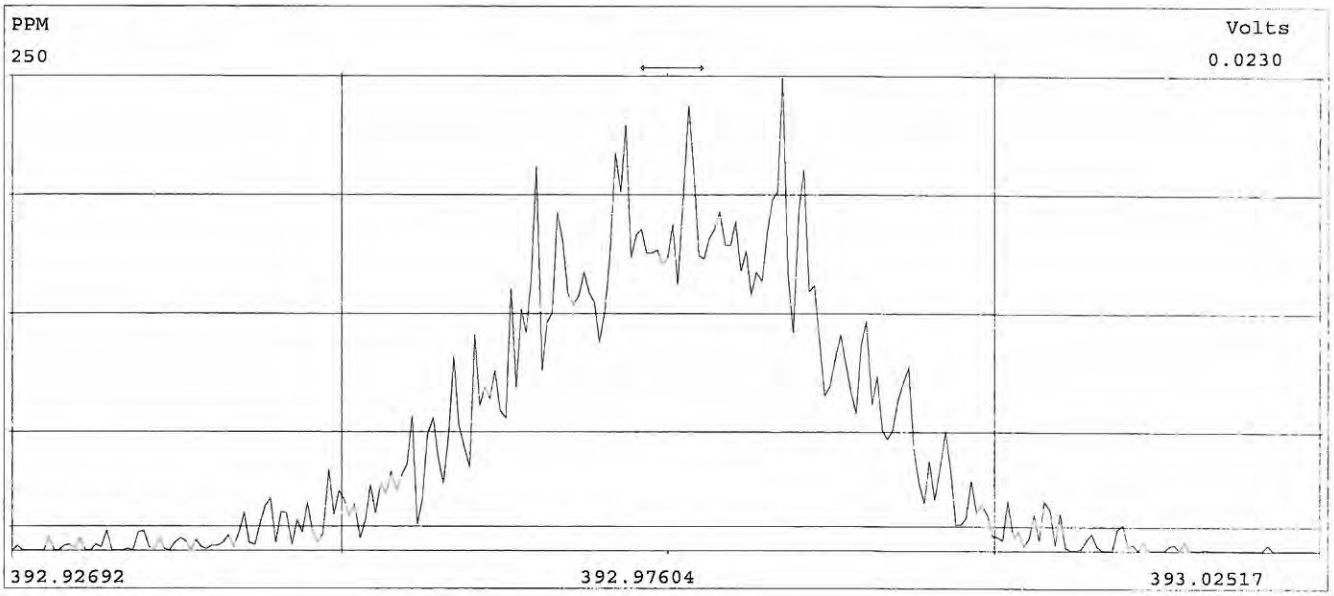

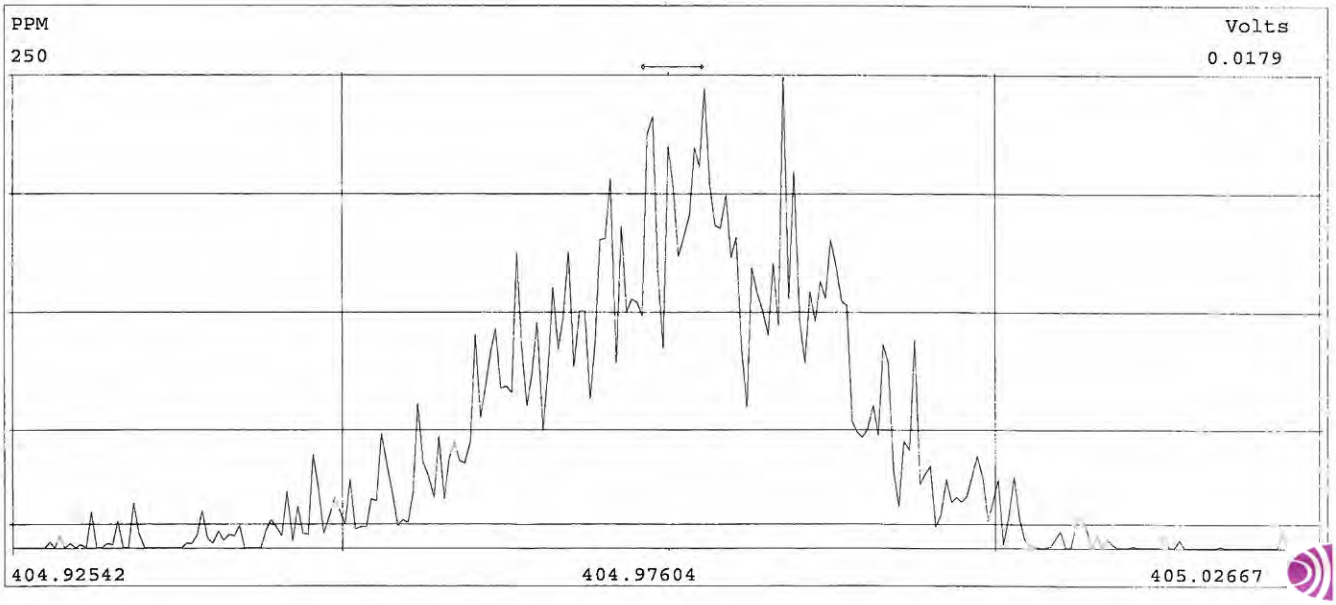

Peak Locate Examination:23-JUL-2015:20:45 File:MP51_137ACAL1
Experiment:MP-DB17MS-1_03 Function:4 Reference:PFK_1668A

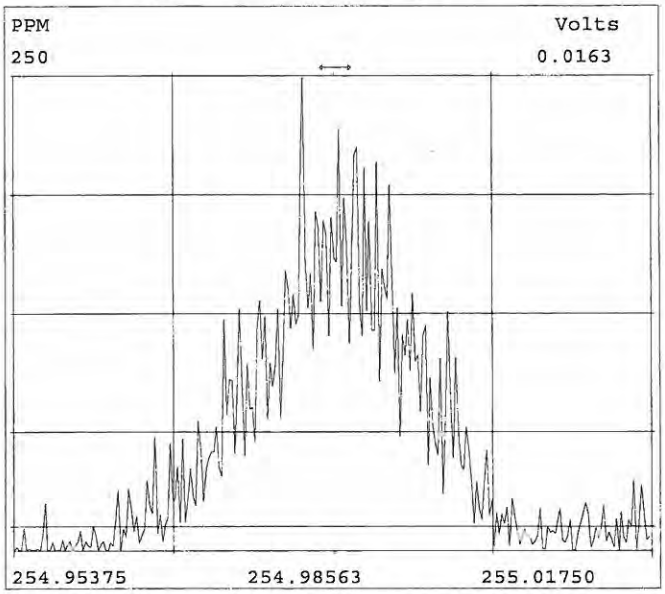

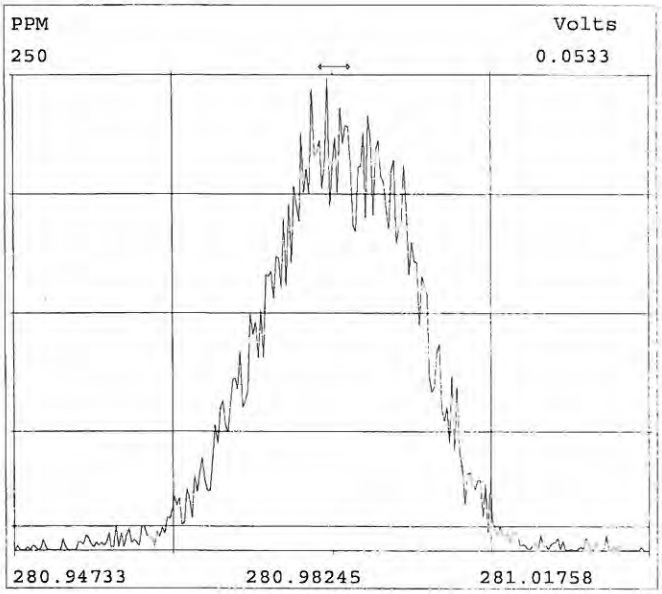

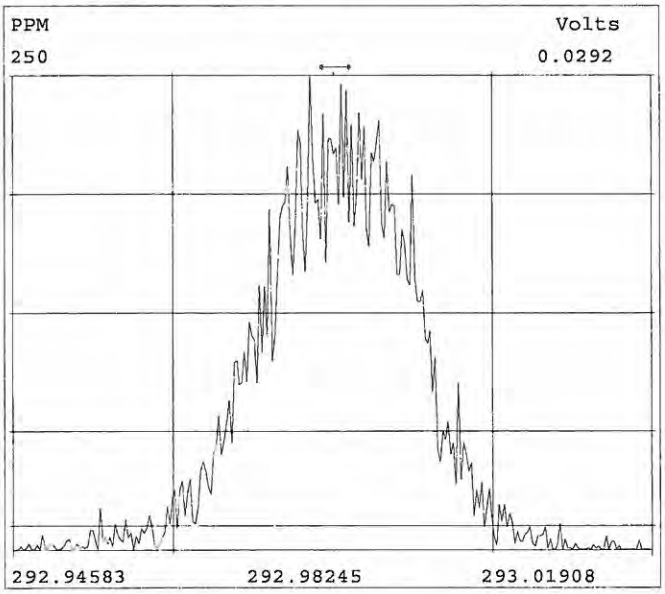

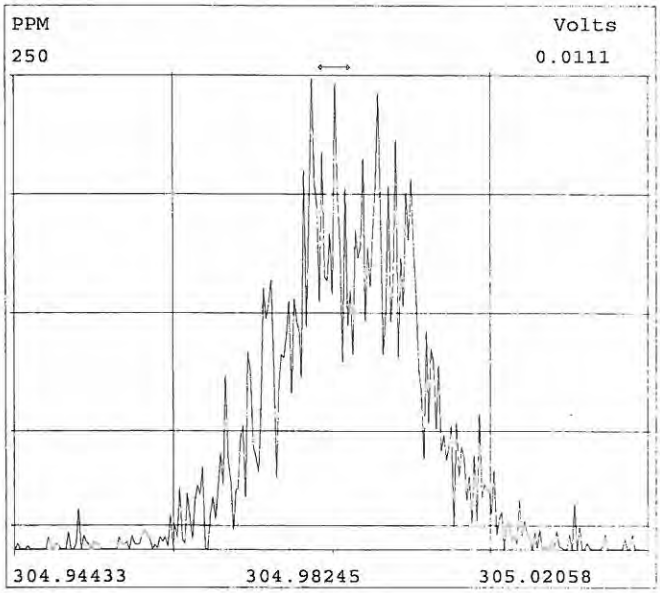

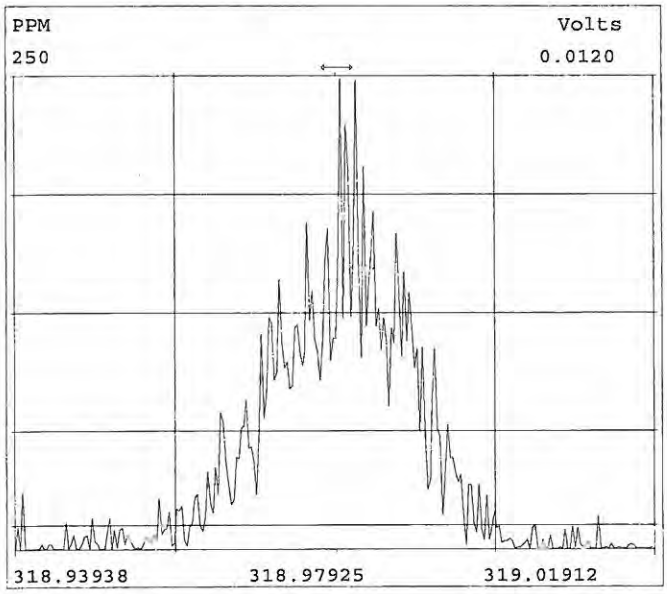

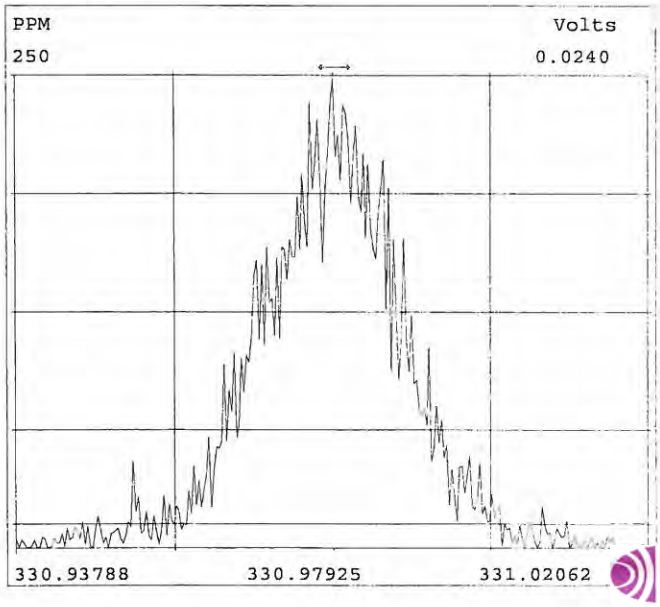

Peak Locate Examination:23-JUL-2015:20:46 File:MP51_137ACAL1
Experiment:MP-DB17MS-1_03 Function:5 Reference:PFK_1668A

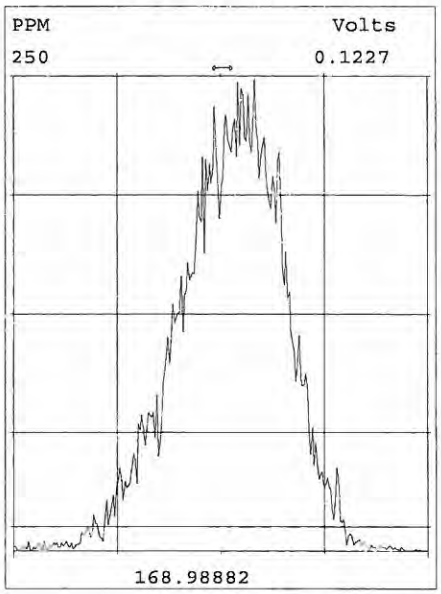

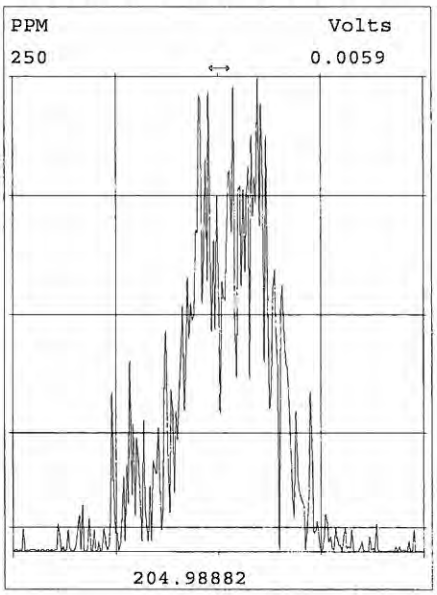

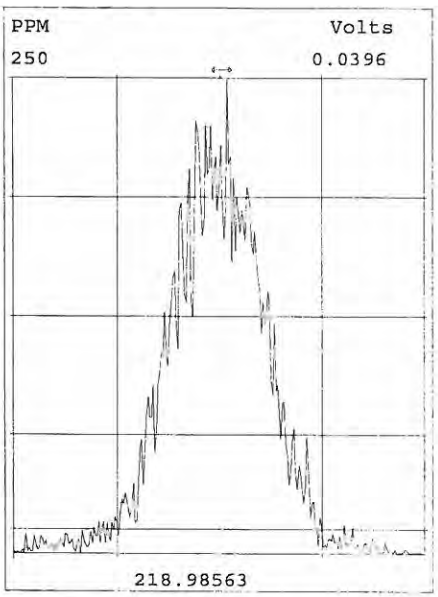

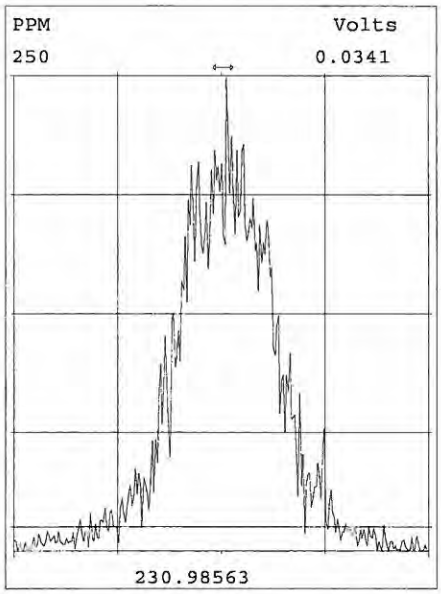

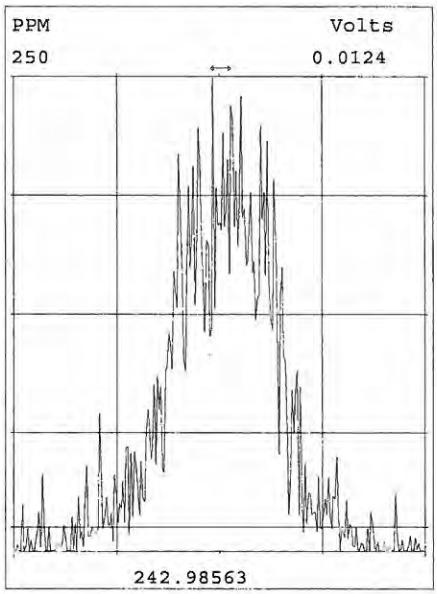

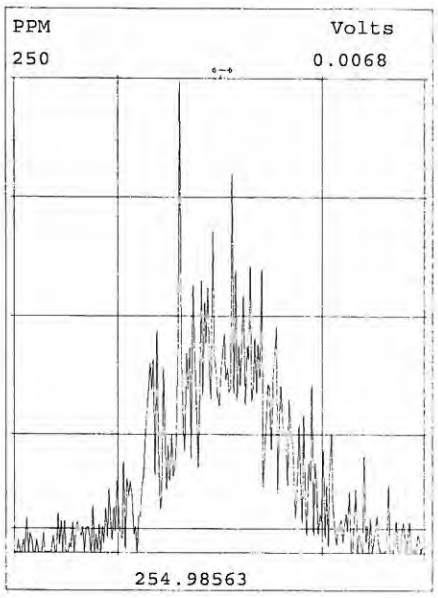

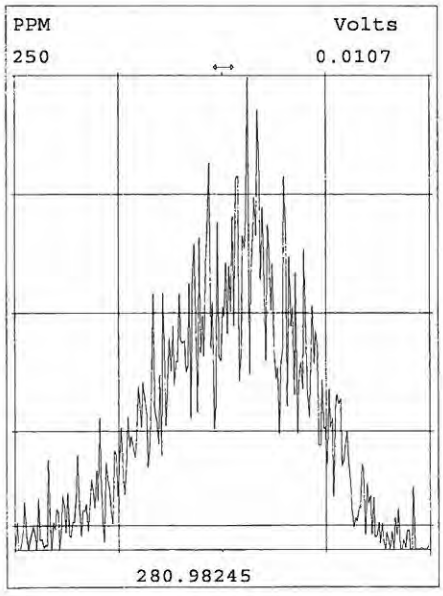

Peak Locate Examination:23-JUL-2015:20:46 File:MP51_137ACAL1
Experiment:MP-DB17MS-1_03 Function:6 Reference:PFK_1668A

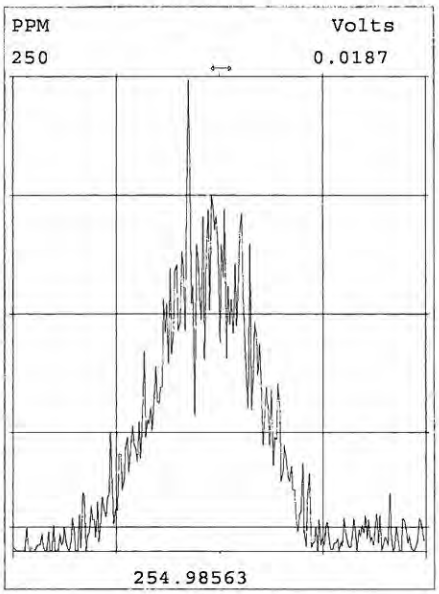

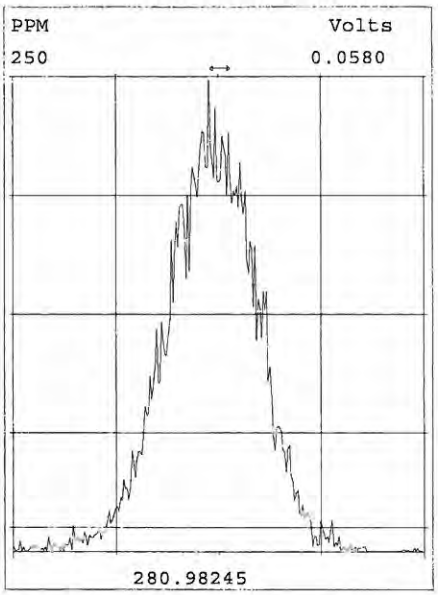

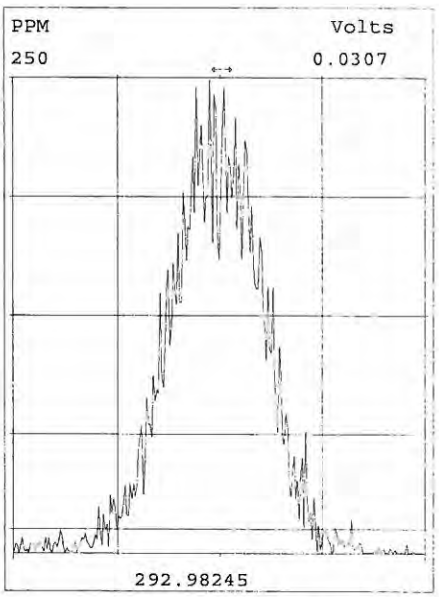

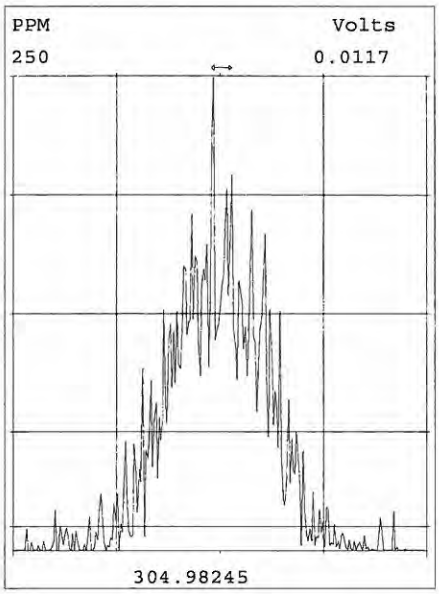

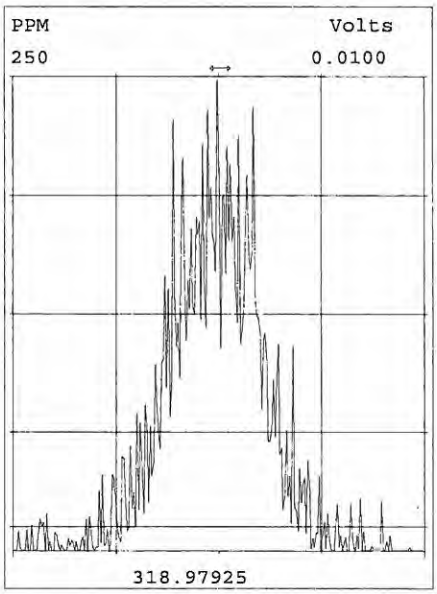

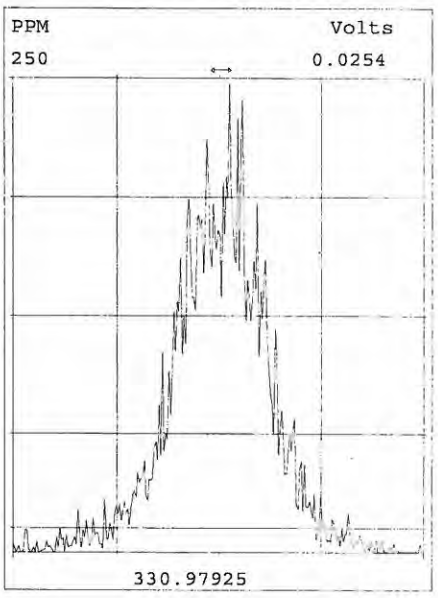

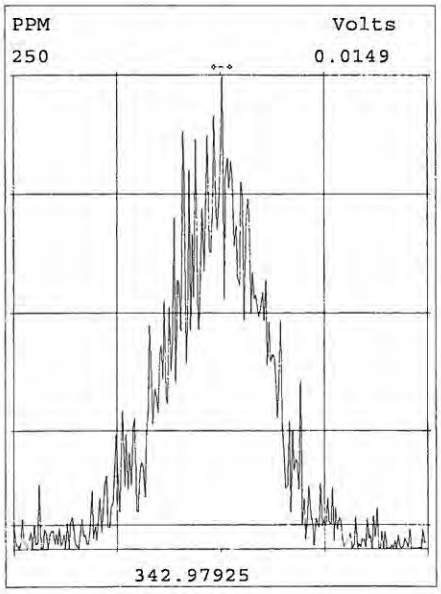

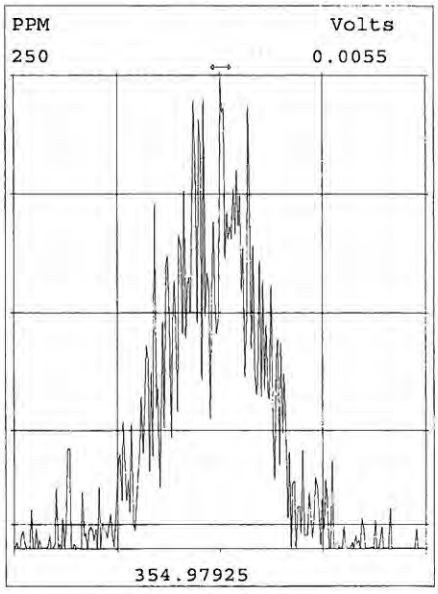

Peak Locate Examination:24-JUL-2015:18:36 File:MP51_137ACAL2
Experiment:MP-DB17MS-1_03 Function:1 Reference:PFK_1668A

Approved by MRO 24-Jul-15

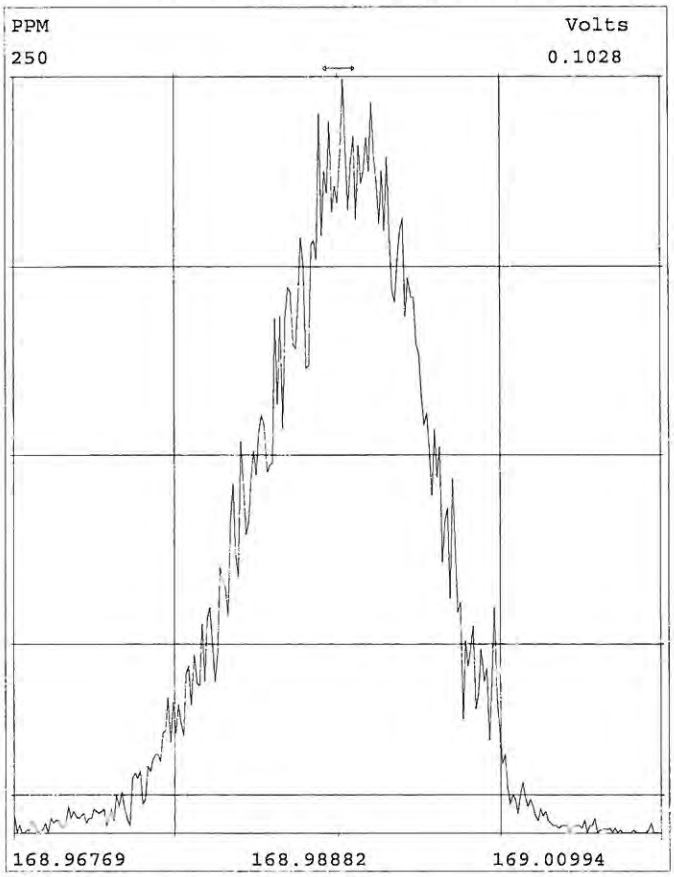

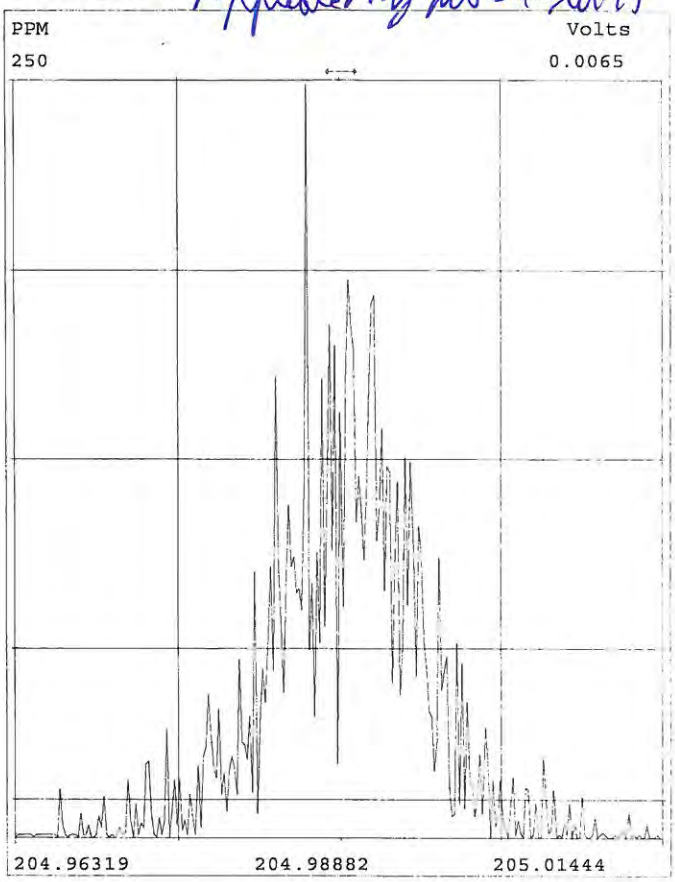

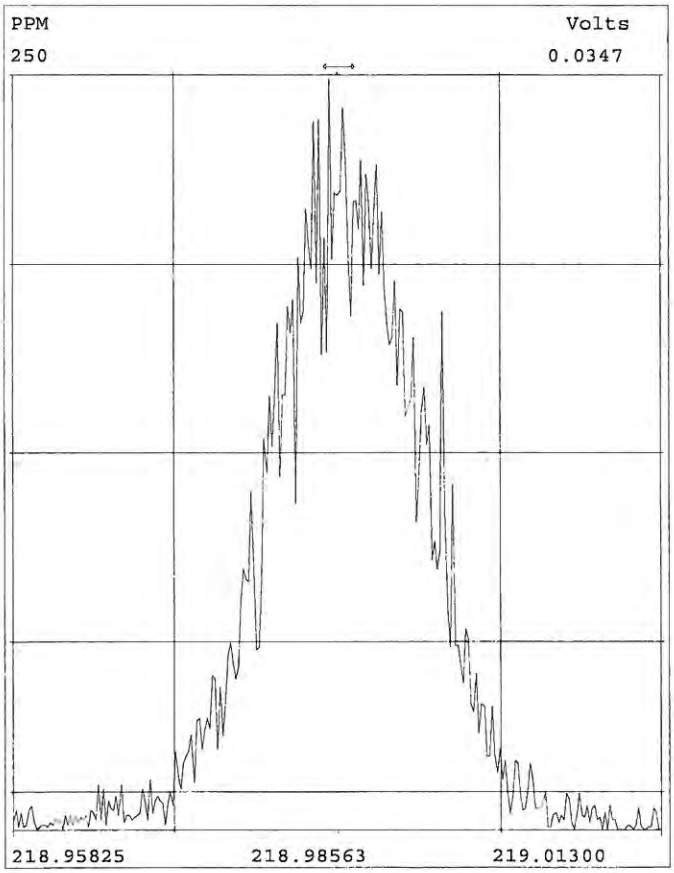

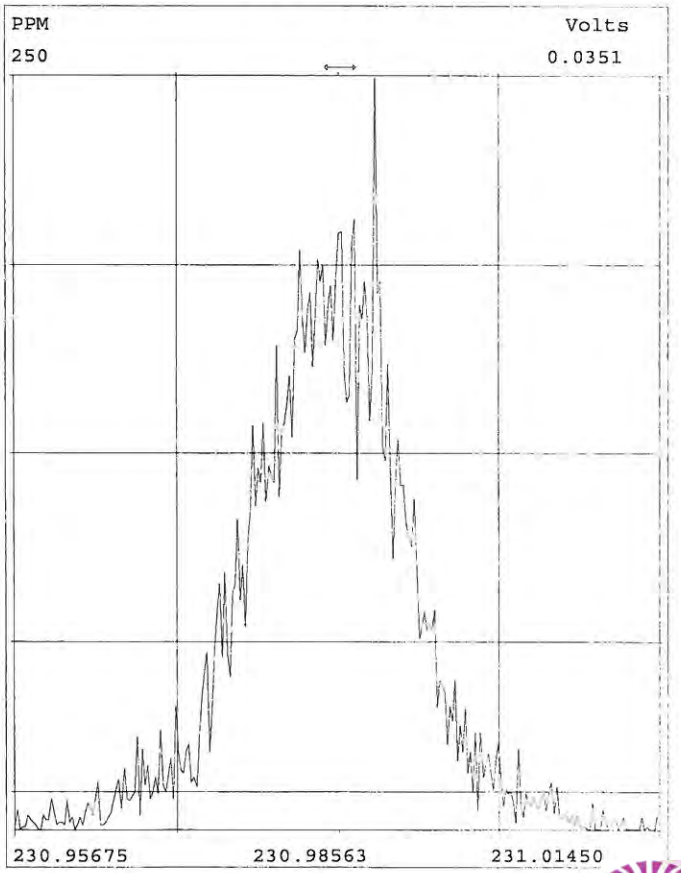

Peak Locate Examination:24-JUL-2015:18:37 File:MP51_137ACAL2
Experiment:MP-DB17MS-1_03 Function:2 Reference:PFK_1668A

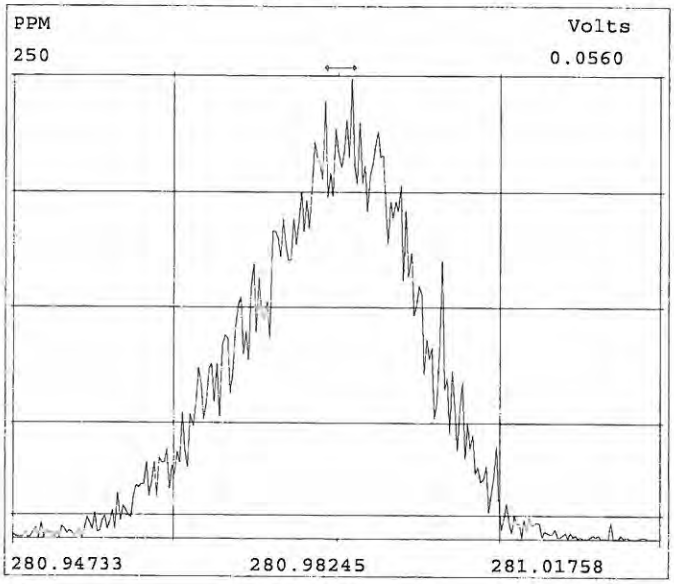

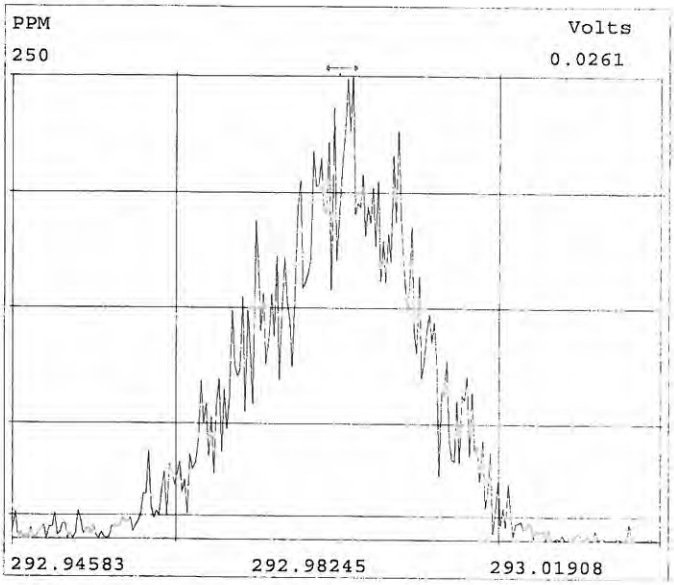

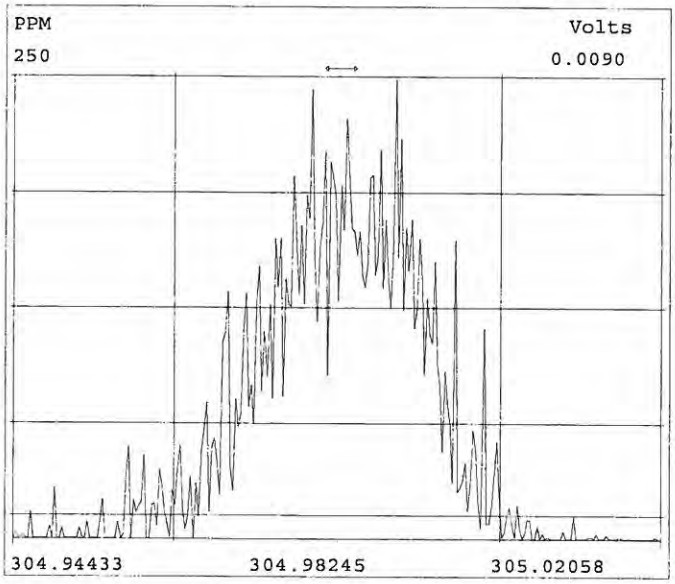

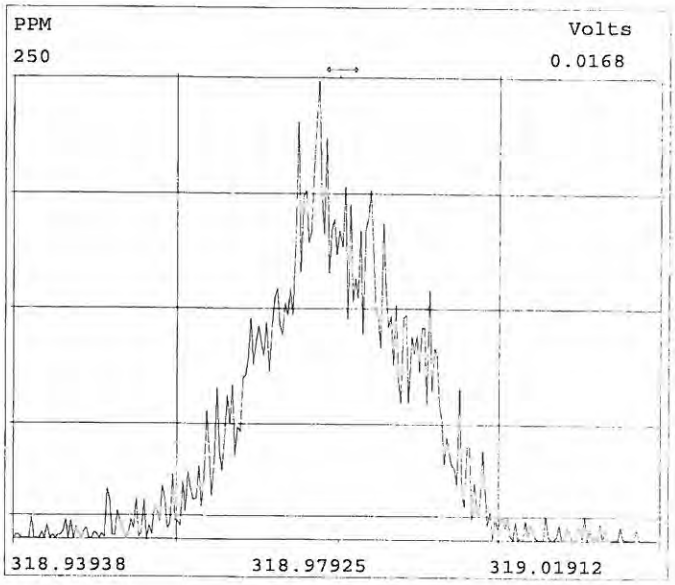

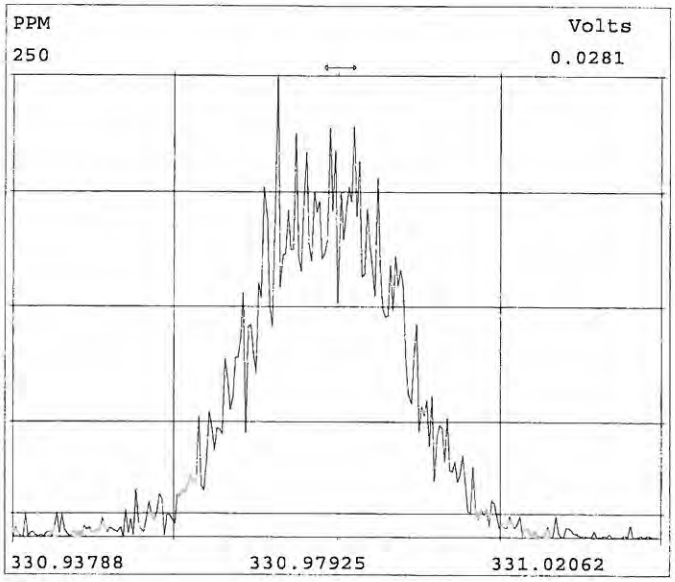

Peak Locate Examination:24-JUL-2015:18:37 File:MP51_137ACAL2
Experiment:MP-DB17MS-1_03 Function:3 Reference:PFK_1668A

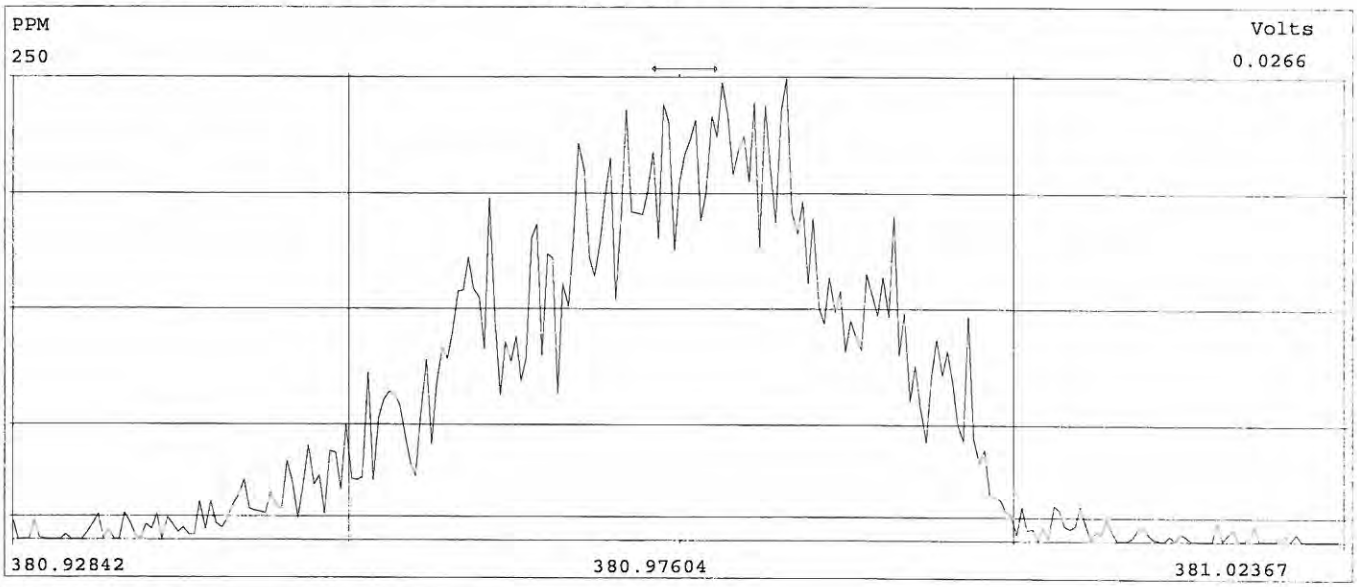

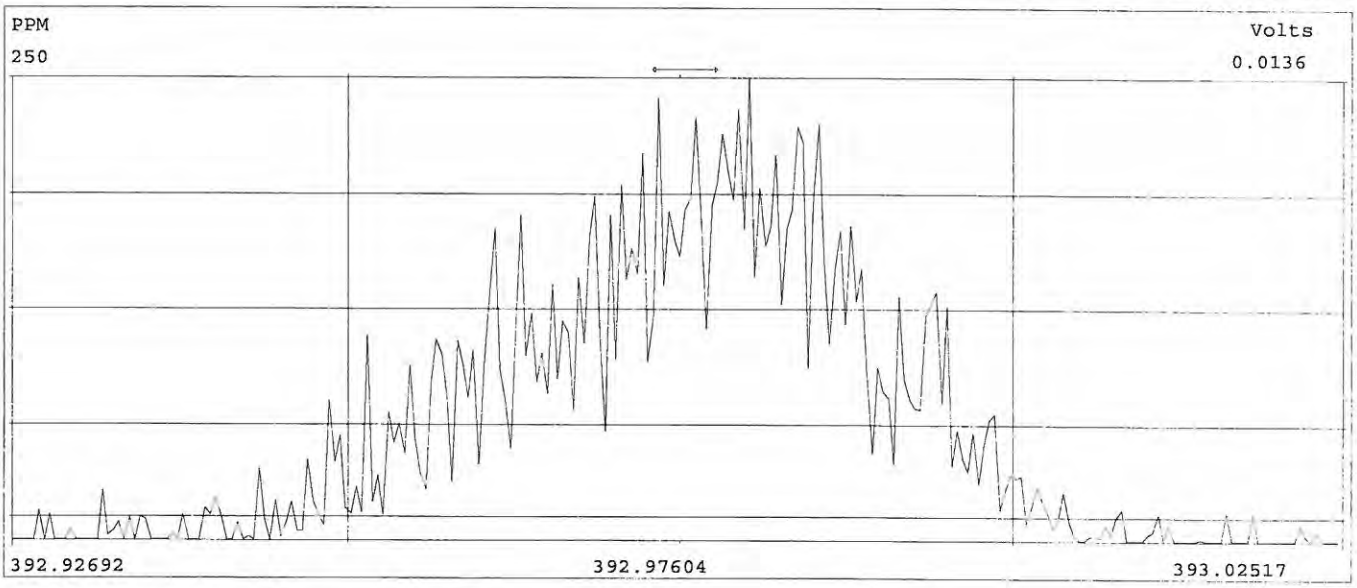

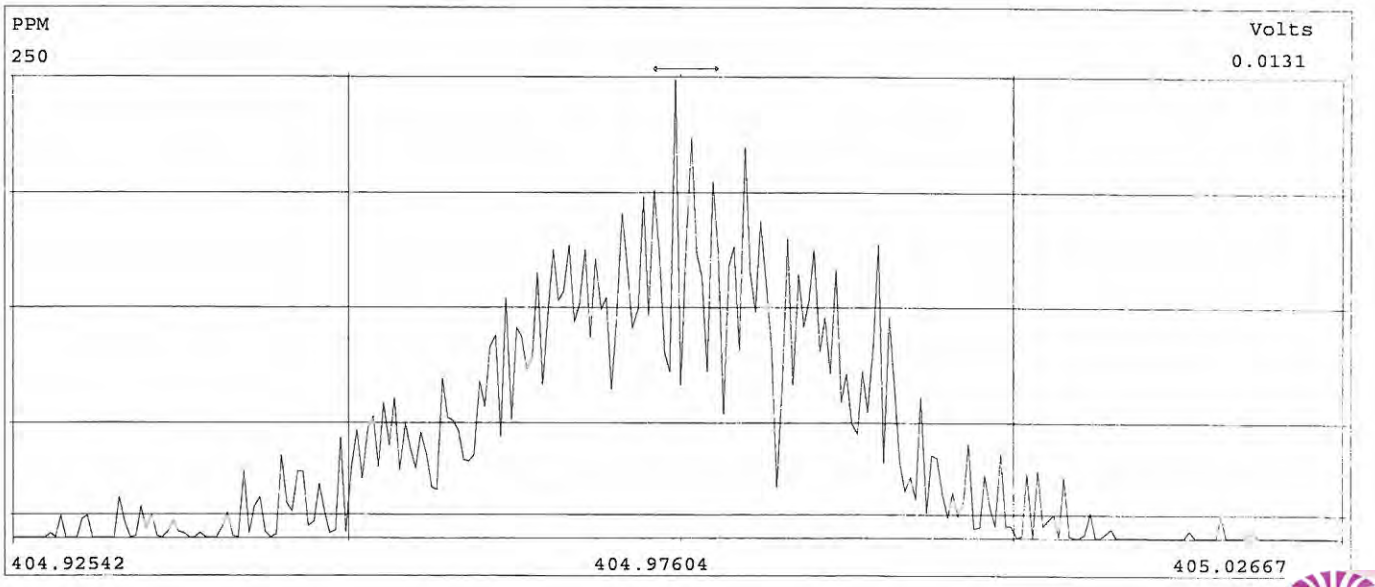

Peak Locate Examination:24-JUL-2015:18:38 File:MP51_137ACAL2
Experiment:MP-DB17MS-1_03 Function:4 Reference:PFK_1668A

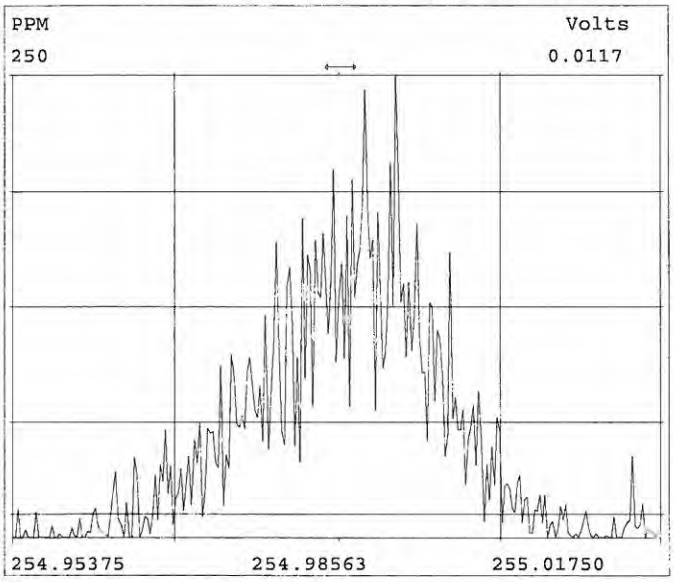

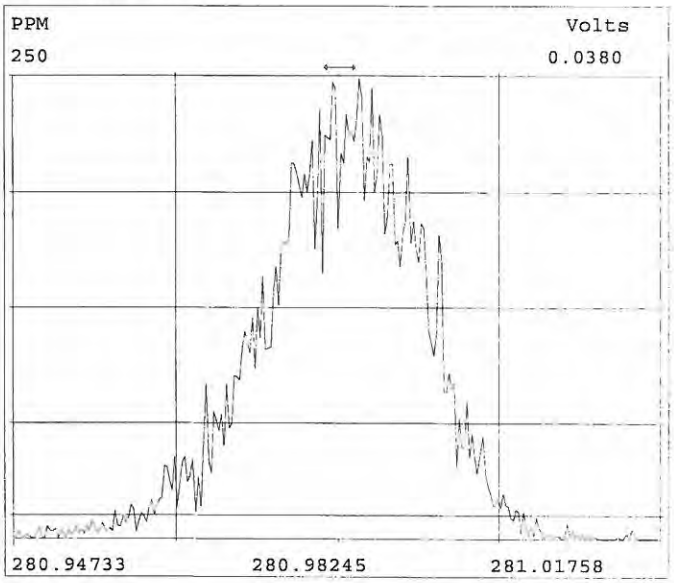

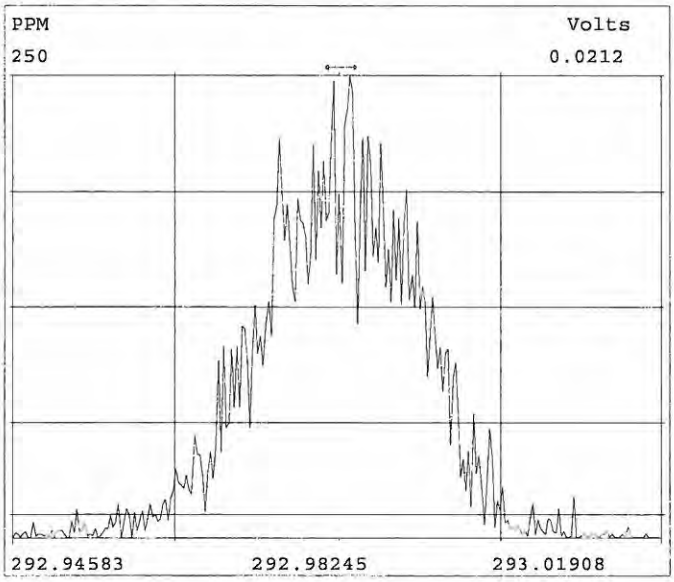

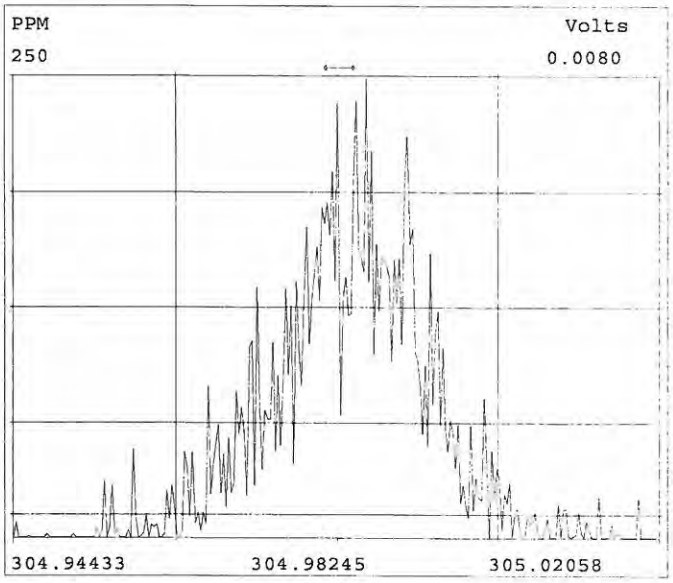

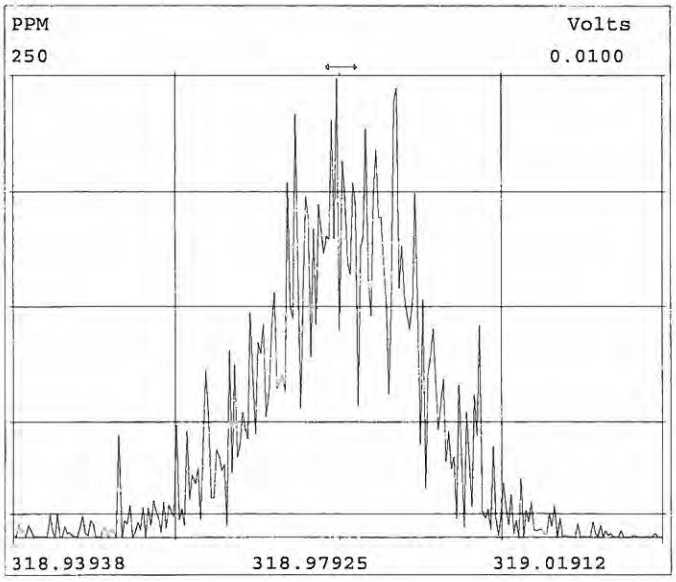

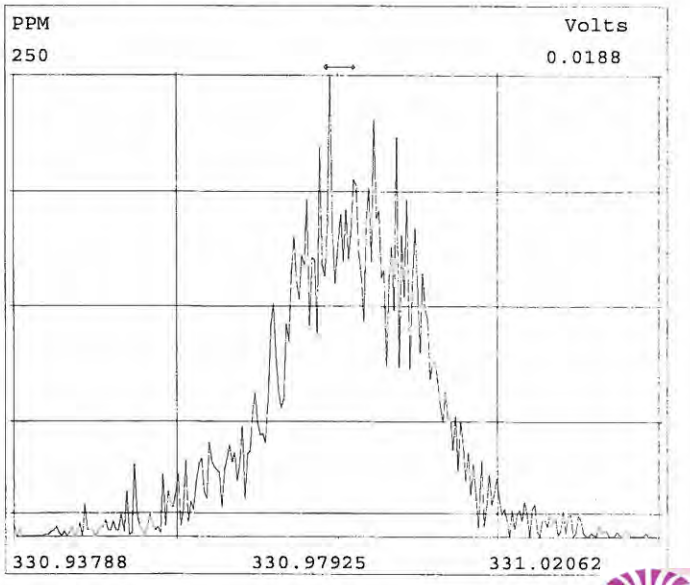

Peak Locate Examination:24-JUL-2015:18:38 File:MP51_137ACAL2
Experiment:MP-DB17MS-1_03 Function:5 Reference:PFK_1668A

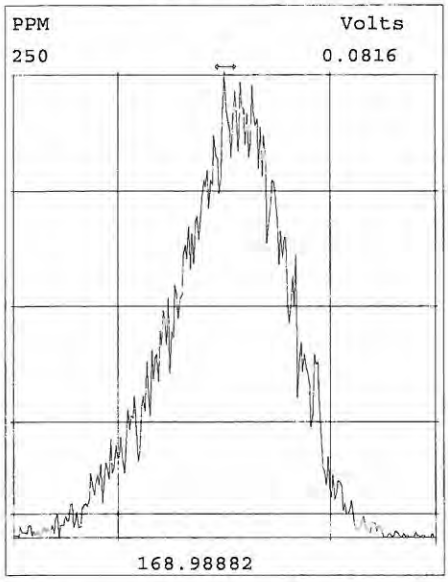

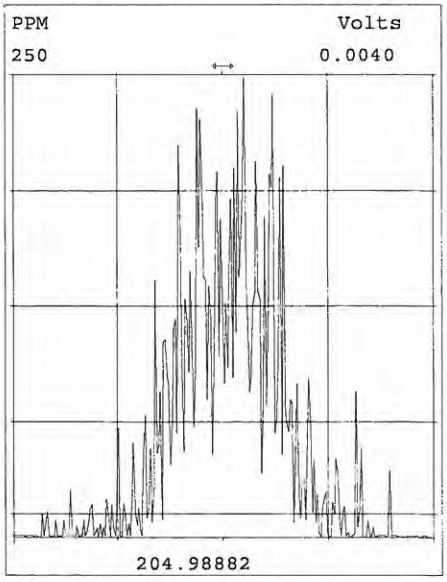

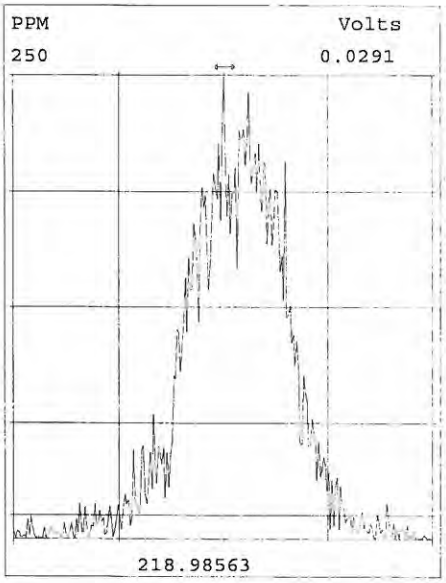

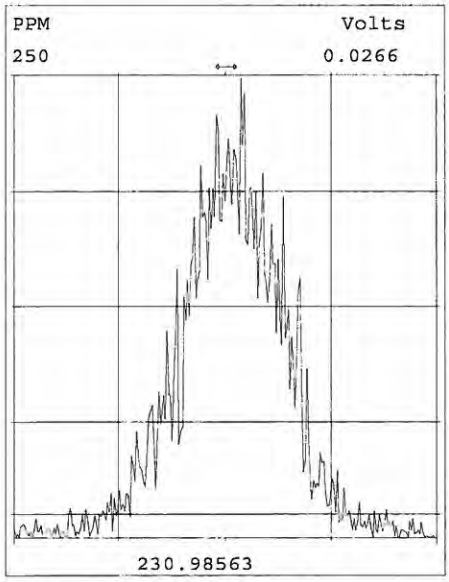

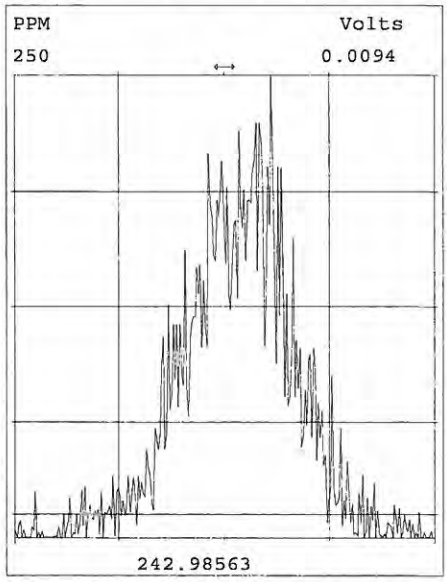

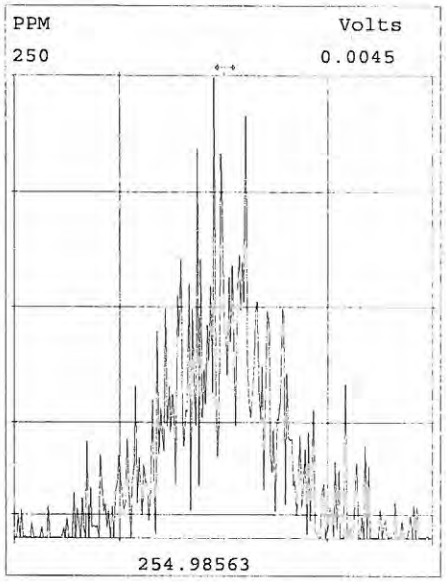

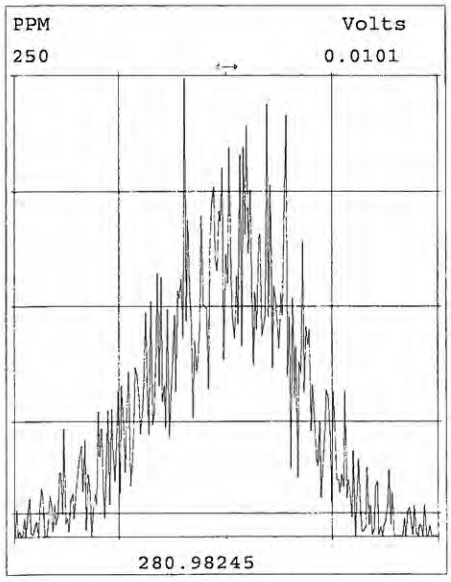

Peak Locate Examination:24-JUL-2015:18:39 File:MP51_137ACAL2
Experiment:MP-DB17MS-1_03 Function:6 Reference:PFK_1668A

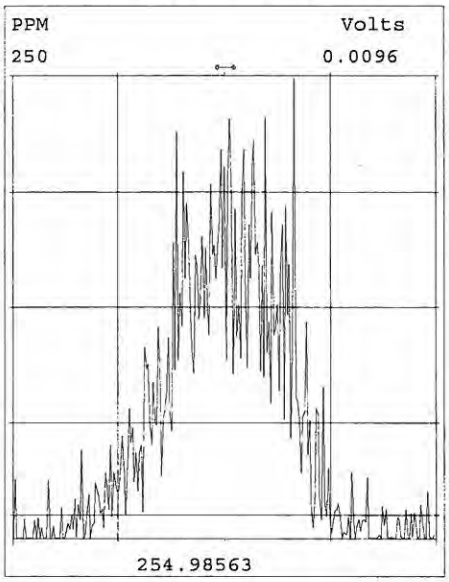

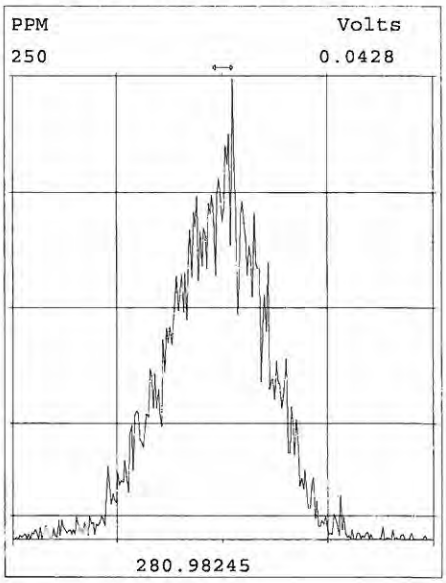

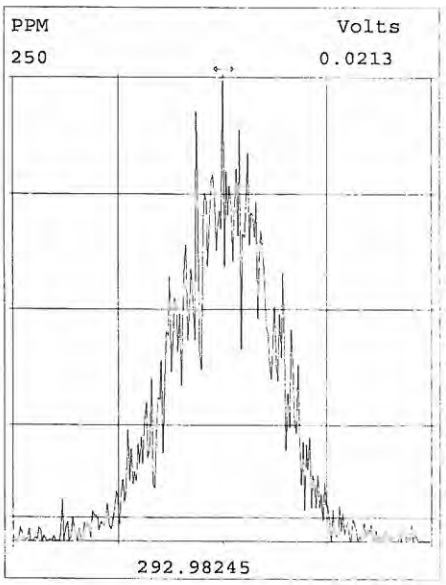

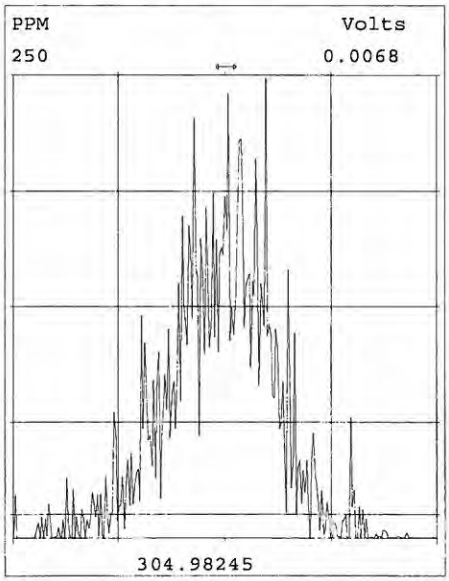

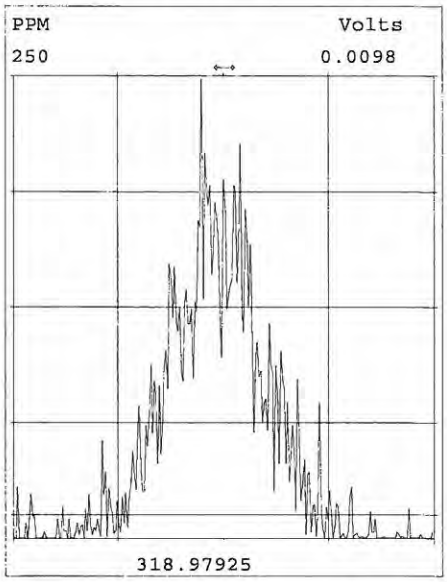

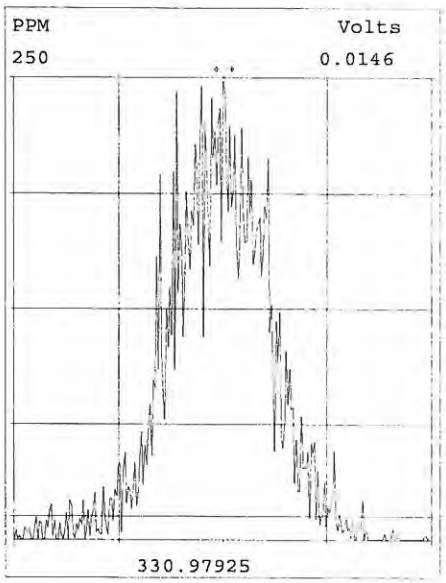

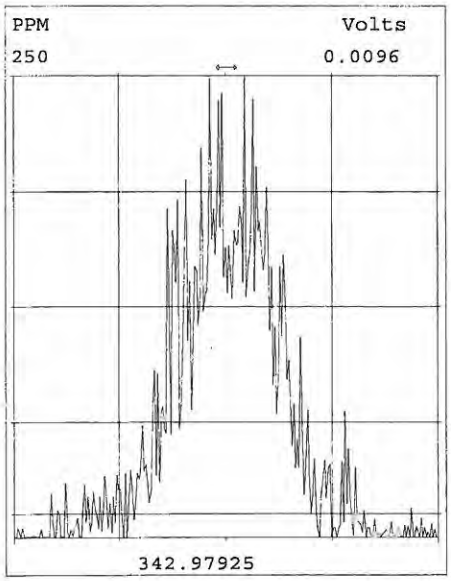

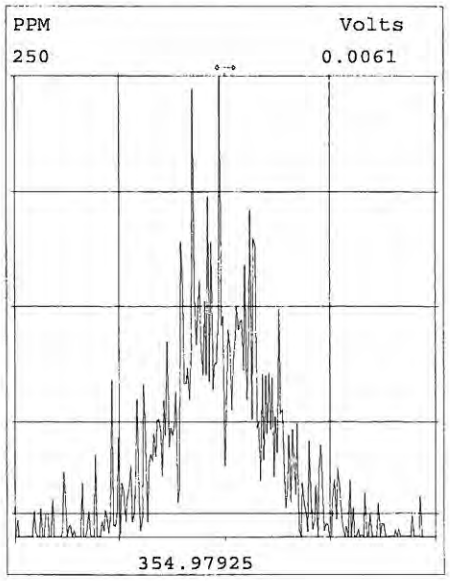

www.axysanalytical.com

MP51 137A-A

	c/q	Data Area	Data File	S	I	AnalyteTable	Factr #1	Factr #2	Size	HC	Sample Text	Comments	Done
1	c	STEM-DEFAULT	MP51_134	6	1	MP-DB17-C06	0.0500	1.0000	1.000000	y	MP004A-CAL,,»	1,,2.0uL CS-1/Se»	y
2	c	STEM-DEFAULT	MP51_134	5	1	MP-DB17-C06	0.1000	1.0000	1.000000	y	MP004B-CAL,,»	1,,2.0uL CS-2	y
3	c	STEM-DEFAULT	MP51_134	4	1	MP-DB17-C06	0.2000	1.0000	1.000000	y	MP004C-CAL,,»	1,,2.0uL CS-3	y
4	c	STEM-DEFAULT	MP51_134	3	1	MP-DB17-C06	1.0000	1.0000	1.000000	y	MP004D-CAL,,»	1,,2.0uL CS-4	y
5	c	STEM-DEFAULT	MP51_134	2	1	MP-DB17-C06	10.0000	1.0000	1.000000	y	MP004E-CAL,,»	1,,2.0uL CS-5/Cal	y
6	c	STEM-DEFAULT	MP51_134	9	1	MP-DB17-C06	50.0000	1.0000	1.000000	y	MP004F-CAL,,»	1,,2.0uL CS-6	y
7	c	STEM-DEFAULT	MP51_134	8	1	MP-DB17-C06	100.0000	1.0000	1.000000	y	MP004G-CAL,,»	1,,2.0uL CS-7	y
8	c	STEM-DEFAULT	MP51_134	7	1	MP-DB17-C06	200.0000	1.0000	1.000000	y	MP004H-CAL,,»	1,,2.0uL CS-8	y
9	q	STEM-DEFAULT	MP51_137A	1	1	MP-DB17-C06	10.0000	1.0000	1.000000	y	MP004E-CAL,,»	1,,2.0uL CS-5/Cal	y
10	q	STEM-DEFAULT	MP51_137A	2	1	MP-DB17-C06	10.0000	1.0000	1.000000	y	MP004E-CAL,,»	1,,2.0uL CS-5/Cal	y
11	q	STEM-DEFAULT	MP51_137A	3	1	MP-DB17-S12	1.0000	1.0000	0.100000	y	WG51889-102,»	1,WG51889,2.0/20»	y
12	q	STEM-DEFAULT	MP51_137A	4	1	MP-DB17-S12	1.0000	1.0000	1.000000	y	Toluene,,	1,,1.0uL	y
13	q	STEM-DEFAULT	MP51_137A	5	1	MP-DB17-S12	1.0000	1.0000	1.000000	y	Toluene,,	1,,1.0uL	y
14	q	STEM-DEFAULT	MP51_137A	6	1	MP-DB17-S12	1.0000	1.0000	4.000000	y	WG51889-101,»	1,WG51889,2.0/20»	y
15	q	STEM-DEFAULT	MP51_137A	7	1	MP-DB17-S12	1.0000	1.0000	4.008000	y	L23368-6,,	1,WG51889,2.0/20»	y
16	q	STEM-DEFAULT	MP51_137A	8	1	MP-DB17-S12	1.0000	1.0000	4.005000	y	L23368-7,,	1,WG51889,2.0/20»	y
17	q	STEM-DEFAULT	MP51_137A	9	1	MP-DB17-S12	1.0000	1.0000	3.993000	y	L23368-8,,	1,WG51889,2.0/20»	y
18	q	STEM-DEFAULT	MP51_137A	10	1	MP-DB17-S12	1.0000	1.0000	4.007000	y	L23368-9,,	1,WG51889,2.0/20»	y
19	q	STEM-DEFAULT	MP51_137A	11	1	MP-DB17-S12	1.0000	1.0000	4.007000	y	L23368-10,,	1,WG51889,2.0/20»	y
20	q	STEM-DEFAULT	MP51_137A	12	1	MP-DB17-S12	1.0000	1.0000	4.004000	y	L23368-11,,	1,WG51889,2.0/20»	y
21	q	STEM-DEFAULT	MP51_137A	13	1	MP-DB17-S12	1.0000	1.0000	4.002000	y	L23368-12,,	1,WG51889,2.0/20»	y
22	q	STEM-DEFAULT	MP51_137A	14	1	MP-DB17-S12	1.0000	1.0000	3.994000	y	L23368-13,,	1,WG51889,2.0/20»	y
23	q	STEM-DEFAULT	MP51_137A	15	1	MP-DB17-S12	1.0000	1.0000	4.006000	y	L23368-14,,	1,WG51889,2.0/20»	y
24	q	STEM-DEFAULT	MP51_137A	16	1	MP-DB17-S12	1.0000	1.0000	1.000000	y	WG51889-103,»	1,WG51889,2.0/20»	y
25	q	STEM-DEFAULT	MP51_137A	17	1	MP-DB17-C06	10.0000	1.0000	1.000000	y	MP004E-CAL,,»	1,,1.0uL Cal	y

OPUSquan 24-JUL-2015 Page 1 MP51_137A-B

	c/q	Data Area	Data File	S	I	AnalyteTable	Factr #1	Factr #2	Size	HC	Sample Text	Comments	Done
1	c	STEM-DEFAULT	MP51_134	6	1	MP-DB17-C06	0.0500	1.0000	1.000000	y	MP004A-CAL,,»	1,,2.0uL CS-1/Se»	y
2	c	STEM-DEFAULT	MP51_134	5	1	MP-DB17-C06	0.1000	1.0000	1.000000	y	MP004B-CAL,,»	1,,2.0uL CS-2	y
3	c	STEM-DEFAULT	MP51_134	4	1	MP-DB17-C06	0.2000	1.0000	1.000000	y	MP004C-CAL,,»	1,,2.0uL CS-3	y
4	c	STEM-DEFAULT	MP51_134	3	1	MP-DB17-C06	1.0000	1.0000	1.000000	y	MP004D-CAL,,»	1,,2.0uL CS-4	y
5	c	STEM-DEFAULT	MP51_134	2	1	MP-DB17-C06	10.0000	1.0000	1.000000	y	MP004E-CAL,,»	1,,2.0uL CS-5/Cal	y
6	c	STEM-DEFAULT	MP51_134	9	1	MP-DB17-C06	50.0000	1.0000	1.000000	y	MP004F-CAL,,»	1,,2.0uL CS-6	y
7	c	STEM-DEFAULT	MP51_134	8	1	MP-DB17-C06	100.0000	1.0000	1.000000	y	MP004G-CAL,,»	1,,2.0uL CS-7	y
8	c	STEM-DEFAULT	MP51_134	7	1	MP-DB17-C06	200.0000	1.0000	1.000000	y	MP004H-CAL,,»	1,,2.0uL CS-8	y
9	q	STEM-DEFAULT	MP51_137A	18	1	MP-DB17-C06	10.0000	1.0000	1.000000	y	MP004E-CAL,,»	1,,1.0uL Cal	y
10	q	STEM-DEFAULT	MP51_137A	19	1	MP-DB17-C06	10.0000	1.0000	1.000000	y	MP004E-CAL,,»	1,,1.0uL Cal	y
11	q	STEM-DEFAULT	MP51_137A	20	1	MP-DB17-S12	1.0000	1.0000	1.000000	y	Toluene,,	1,,1.0uL	y
12	q	STEM-DEFAULT	MP51_137A	21	1	MP-DB17-S12	1.0000	1.0000	1.000000	y	Toluene,,	1,,1.0uL	y
13	q	STEM-DEFAULT	MP51_137A	22	1	MP-DB17-S12	1.0000	1.0000	4.000000	y	L23368-15,,	1,WG51889,2.0/20»	y
14	q	STEM-DEFAULT	MP51_137A	23	1	MP-DB17-S12	1.0000	1.0000	4.009000	y	L23368-16,,	1,WG51889,2.0/20»	y
15	q	STEM-DEFAULT	MP51_137A	24	1	MP-DB17-S12	1.0000	1.0000	4.004000	y	L23368-17,,	1,WG51889,2.0/20»	y
16	q	STEM-DEFAULT	MP51_137A	25	1	MP-DB17-S12	1.0000	1.0000	4.008000	y	L23368-18,,	1,WG51889,2.0/20»	y
17	q	STEM-DEFAULT	MP51_137A	26	1	MP-DB17-S12	1.0000	1.0000	4.004000	y	L23368-19,,	1,WG51889,2.0/20»	y
18	q	STEM-DEFAULT	MP51_137A	27	1	MP-DB17-S12	1.0000	1.0000	4.008000	y	L23368-20,,	1,WG51889,2.0/20»	y
19	q	STEM-DEFAULT	MP51_137A	28	1	MP-DB17-S12	1.0000	1.0000	3.993000	y	L23368-21,,	1,WG51889,2.0/20»	y
20	q	STEM-DEFAULT	MP51_137A	29	1	MP-DB17-S12	1.0000	1.0000	3.995000	y	L23368-22,,	1,WG51889,2.0/20»	y
21	q	STEM-DEFAULT	MP51_137A	30	1	MP-DB17-S12	1.0000	1.0000	3.993000	y	L23368-23,,	1,WG51889,2.0/20»	y
22	q	STEM-DEFAULT	MP51_137A	31	1	MP-DB17-S12	1.0000	1.0000	4.003000	y	L23368-24,,	1,WG51889,2.0/20»	y
23	q	STEM-DEFAULT	MP51_137A	33	1	MP-DB17-C06	10.0000	1.0000	1.000000	y	MP004E-CAL,,»	1,,1.0uL Cal	y

AXYS METHOD MLA-905 Rev 01

Form 4A
CALIBRATION VERIFICATION

AXYS ANALYTICAL SERVICES
2045 MILLS RD., SIDNEY, B.C., CANADA
V8L 5X2 TEL (250) 655-5800 FAX (250) 655-5811

Initial Calibration Date:	17-Jul-2015	**VER Data Filename:**	MP51_137A S: 2
Instrument ID:	HR GC/MS	**Analysis Date:**	23-Jul-2015
GC Column ID:	DB17-MS	**Analysis Time:**	21:21:23

COMPOUND	CAS NO.	LAB FLAG [1]	m/e ION CHANNELS	ION ABUND. RATIO	QC LIMITS	CONC. FOUND (ng/mL)	CONC. RANGE (ng/mL)
3-OH-Chrysene	63019-39-6		316/301	2.02	1.31-2.73	47.4	35.8-66.6
3-OH-Benzo[a]pyrene	13345-21-6		340/325	5.76	3.74-7.78	57.9	36.6-68.0
9-OH-Benzo[a]pyrene	17573-21-6		340/325	7.33	4.76-9.90	52.0	35.9-66.7
3-OH-Benz[a]anthracene	4834-35-9		316/301	2.09	1.36-2.82	51.3	35.4-65.8

(1) Where applicable, custom lab flags have been used on this report.

These data are validated and reported as accurate and in accord with AXYS Analytical Services Ltd. ISO17025 compliant quality assurance processes.
Signed: _____Million Woudneh_____

For Axys Internal Use Only [XSL Template: Pest4A.xsl; Created: 18-Aug-2015 09:40:38; Application: XMLTransformer-1.14.15;
Report Filename: GENERIC-SPECS_Pest_MP51_137AS2__Form4A_SJ1914225.html; Workgroup: WG51889; Design ID: 2302]

AXYS METHOD MLA-905 Rev 01

Form 4B
CALIBRATION VERIFICATION

AXYS ANALYTICAL SERVICES
2045 MILLS RD., SIDNEY, B.C., CANADA
V8L 5X2 TEL (250) 655-5800 FAX (250) 655-5811

Initial Calibration Date:	17-Jul-2015	**VER Data Filename:**	MP51_137A S: 2
Instrument ID:	HR GC/MS	**Analysis Date:**	23-Jul-2015
GC Column ID:	DB17-MS	**Analysis Time:**	21:21:23

LABELED COMPOUND	CAS NO.	LAB FLAG [1]	m/e ION CHANNELS	ION ABUND. RATIO	QC LIMITS	CONC. FOUND (ng/mL)	CONC. RANGE (ng/mL)
13C6-3-OH-Chrysene			322/307	2.04	1.33-2.75	278	126-379
13C6-1-OH-Benz[a]anthracene			322/307	2.39	1.55-3.23	297	126-378
d11-3-OH-Benzo[a]pyrene			351/336	6.98	4.54-9.42	278	49.8-299

(1) Where applicable, custom lab flags have been used on this report.

These data are validated and reported as accurate and in accord with AXYS Analytical Services Ltd. ISO17025 compliant quality assurance processes.
Signed: _____Million Woudneh_____

For Axys Internal Use Only [XSL Template: Pest4B.xsl; Created: 18-Aug-2015 09:40:38; Application: XMLTransformer-1.14.15;
Report Filename: GENERIC-SPECS_Pest_MP51_137AS2__Form4B_SJ1914225.html; Workgroup: WG51889; Design ID: 2302]

AXYS METHOD MLA-905 Rev 01

Form 4A
CALIBRATION VERIFICATION

AXYS ANALYTICAL SERVICES
2045 MILLS RD., SIDNEY, B.C., CANADA
V8L 5X2 TEL (250) 655-5800 FAX (250) 655-5811

Initial Calibration Date:	17-Jul-2015	**VER Data Filename:**	MP51_137A S: 19
Instrument ID:	HR GC/MS	**Analysis Date:**	24-Jul-2015
GC Column ID:	DB17-MS	**Analysis Time:**	09:42:19

COMPOUND	CAS NO.	LAB FLAG [1]	m/e ION CHANNELS	ION ABUND. RATIO	QC LIMITS	CONC. FOUND (ng/mL)	CONC. RANGE (ng/mL)
3-OH-Chrysene	63019-39-6		316/301	2.03	1.32-2.74	47.2	35.8-66.6
3-OH-Benzo[a]pyrene	13345-21-6		340/325	6.85	4.45-9.25	58.8	36.6-68.0
9-OH-Benzo[a]pyrene	17573-21-6		340/325	7.93	5.15-10.7	58.0	35.9-66.7
3-OH-Benz[a]anthracene	4834-35-9		316/301	2.07	1.35-2.79	51.8	35.4-65.8

(1) Where applicable, custom lab flags have been used on this report.

These data are validated and reported as accurate and in accord with AXYS Analytical Services Ltd. ISO17025 compliant quality assurance processes.
Signed: _____Million Woudneh_____

For Axys Internal Use Only [XSL Template: Pest4A.xsl; Created: 18-Aug-2015 09:40:38; Application: XMLTransformer-1.14.15;
Report Filename: GENERIC-SPECS_Pest_MP51_137AS19__Form4A_SJ1914242.html; Workgroup: WG51889; Design ID: 2302]

AXYS METHOD MLA-905 Rev 01

Form 4B
CALIBRATION VERIFICATION

AXYS ANALYTICAL SERVICES
2045 MILLS RD., SIDNEY, B.C., CANADA
V8L 5X2 TEL (250) 655-5800 FAX (250) 655-5811

Initial Calibration Date:	17-Jul-2015	**VER Data Filename:**	MP51_137A S: 19
Instrument ID:	HR GC/MS	**Analysis Date:**	24-Jul-2015
GC Column ID:	DB17-MS	**Analysis Time:**	09:42:19

LABELED COMPOUND	CAS NO.	LAB FLAG [1]	m/e ION CHANNELS	ION ABUND. RATIO	QC LIMITS	CONC. FOUND (ng/mL)	CONC. RANGE (ng/mL)
13C6-3-OH-Chrysene			322/307	2.03	1.32-2.74	289	126-379
13C6-1-OH-Benz[a]anthracene			322/307	2.48	1.61-3.35	314	126-378
d11-3-OH-Benzo[a]pyrene			351/336	7.09	4.61-9.57	316	49.8-299

(1) Where applicable, custom lab flags have been used on this report.

These data are validated and reported as accurate and in accord with AXYS Analytical Services Ltd. ISO17025 compliant quality assurance processes.
Signed: _____Million Woudneh_____

For Axys Internal Use Only [XSL Template: Pest4B.xsl; Created: 18-Aug-2015 09:40:38; Application: XMLTransformer-1.14.15;
Report Filename: GENERIC-SPECS_Pest_MP51_137AS19__Form4B_SJ1914242.html; Workgroup: WG51889; Design ID: 2302]

www.axysanalytical.com

Experiment : MP-DB17MS-1_03
GC Program : MP-DB17MS-1_01
Column type : DB17-MS
Serial # : USB503442H
kPa : 150
Vol injected: 2.0uL
PMT Voltage : 399

Temps -source: 250
-s resv: 200
-re_ent: 270
-cap_1 : 270
-cap_2 : 270

Tune : XX
List : MO
Check :
LIMS :
Logfile:

Date -list : 28-JUL-2015
-liner : 24-JUL-2015
-septum: 22-JUL-2015
-guard : NEW 27-JUL-2015
-column: 30cm 21-JUL-2015
-t line: NEW 26-JUN-2015

#	Data file	S	V	Sample Text	Comments	Acquisition Date/Time
1	MP51_138C	1	1	MP004E-CAL,,/03	1,,2.0uL CS-5/Cal	28-JUL-15 11:01:23
2	MP51_138C	2	2	MP004E-CAL,,/03	1,,2.0uL CS-5/Cal	28-JUL-15 11:35:26
3	MP51_138C	3	3	MP004D-CAL,,/03	1,,2.0uL CS-4	28-JUL-15 12:21:39
4	MP51_138C	4	4	MP004C-CAL,,/03	1,,2.0uL CS-3	28-JUL-15 12:55:46
5	MP51_138C	5	5	MP004B-CAL,,/03	1,,2.0uL CS-2	28-JUL-15 13:29:52
6	MP51_138C	6	6	MP004A-CAL,,/03	1,,2.0uL CS-1/SENS	28-JUL-15 14:03:57
7	MP51_138C	7	7	MP004H-CAL,,/03	1,,2.0uL CS-8	28-JUL-15 14:38:01
8	MP51_138C	8	8	MP004G-CAL,,/03	1,,2.0uL CS-7	28-JUL-15 15:12:07
9	MP51_138C	9	9	MP004F-CAL,,/03	1,,2.0uL CS-6	28-JUL-15 15:46:13
10	MP51_138C	10	10	Toluene,,	1,,1.0uL	28-JUL-15 16:23:45
11	MP51_138C	11	11	Toluene,,	1,,1.0uL	28-JUL-15 16:57:51
12	MP51_138C	12	12	L23368-21,W,	2,WG51889,2.0/400uL	28-JUL-15 17:31:55
13	MP51_138C	13	13	L23368-20,W,	4,WG51889,2.0/800uL	28-JUL-15 18:06:03
14	MP51_138C	14	14	L23368-7,W,	4,WG51889,2.0/800uL	28-JUL-15 18:40:07
15	MP51_138C	15	15	L23368-17,W,	4,WG51889,2.0/800uL	28-JUL-15 19:14:14
16	MP51_138C	16	16	L23368-18,W,	4,WG51889,2.0/800uL	28-JUL-15 19:48:21
17	MP51_138C	17	17	MP004E-CAL,,/03	1,,2.0uL CS-5/Cal	28-JUL-15 20:22:27
18	MP51_138C	18	18	MP004E-CAL,,/03	1,,2.0uL CS-5/Cal	28-JUL-15 21:00:08

Peak Locate Examination:28-JUL-2015:10:58 File:MP51_138CCAL
Experiment:MP-DB17MS-1_03 Function:1 Reference:PFK_1668A

Approved JT 28 July 2015

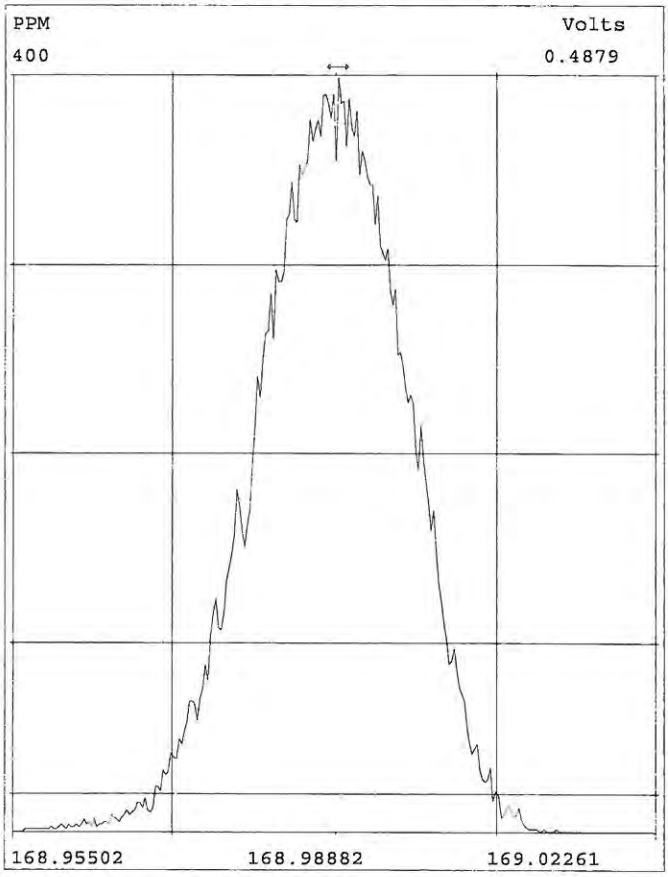

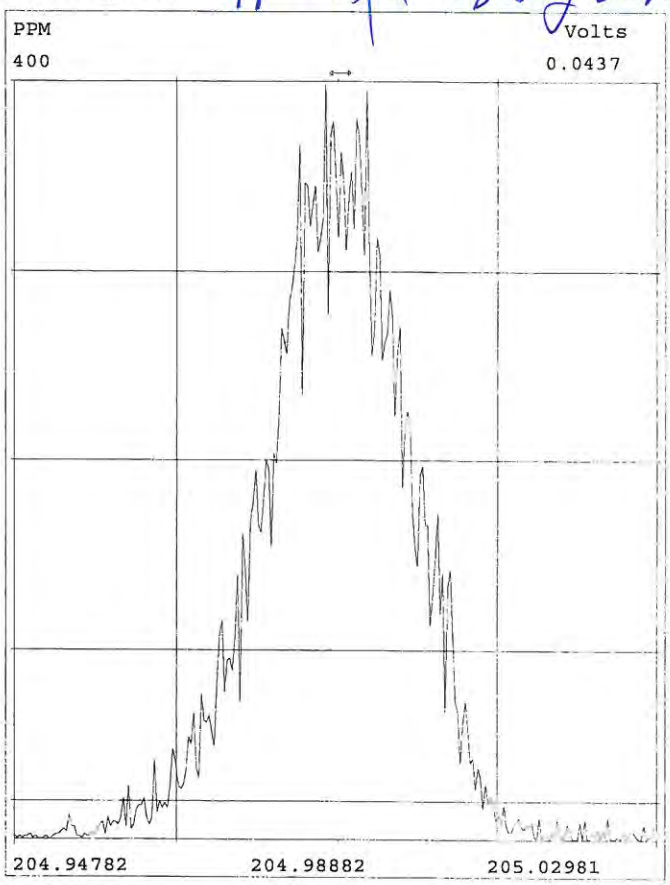

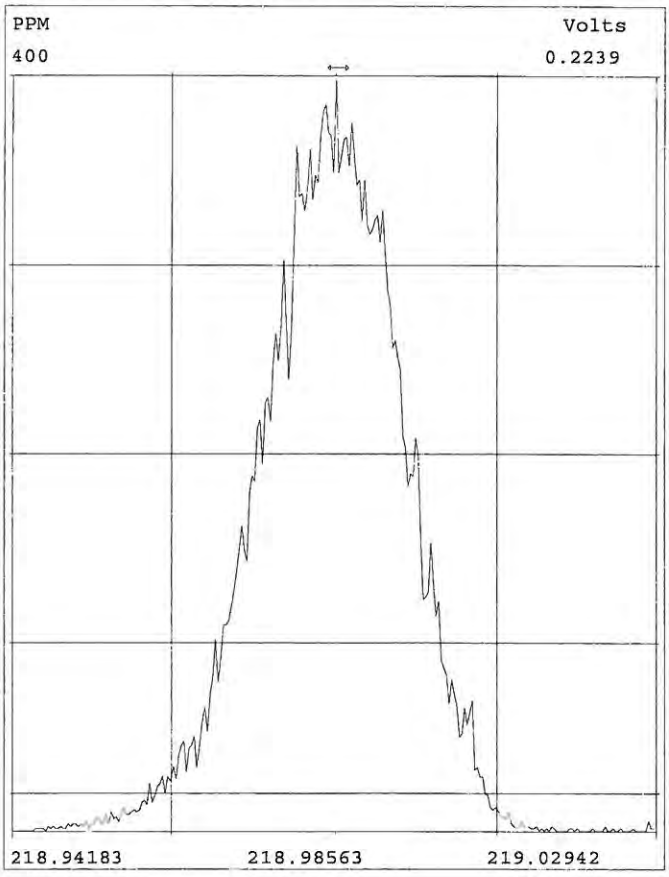

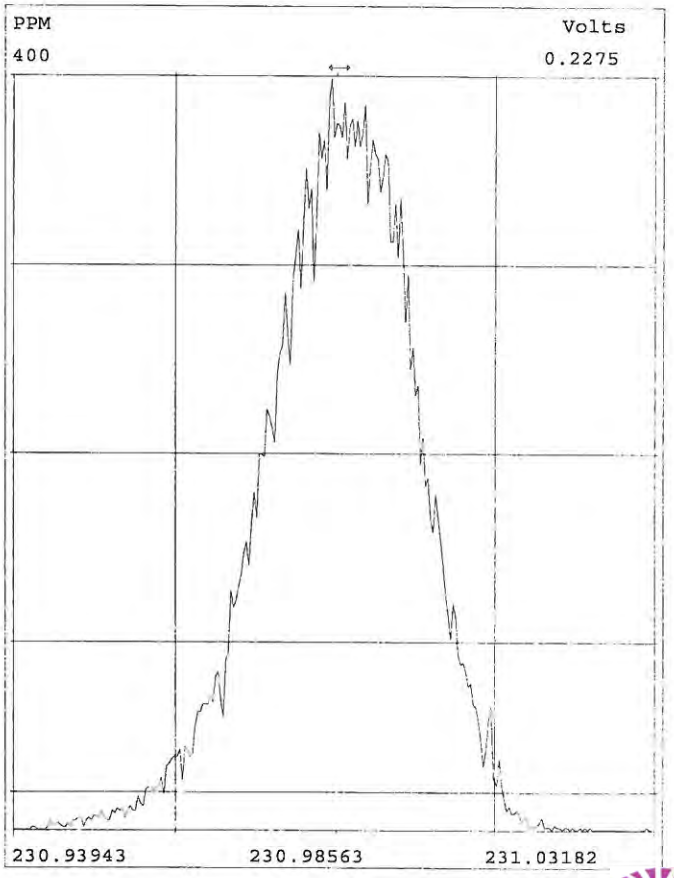

Peak Locate Examination:28-JUL-2015:10:59 File:MP51_138CCAL
Experiment:MP-DB17MS-1_03 Function:2 Reference:PFK_1668A

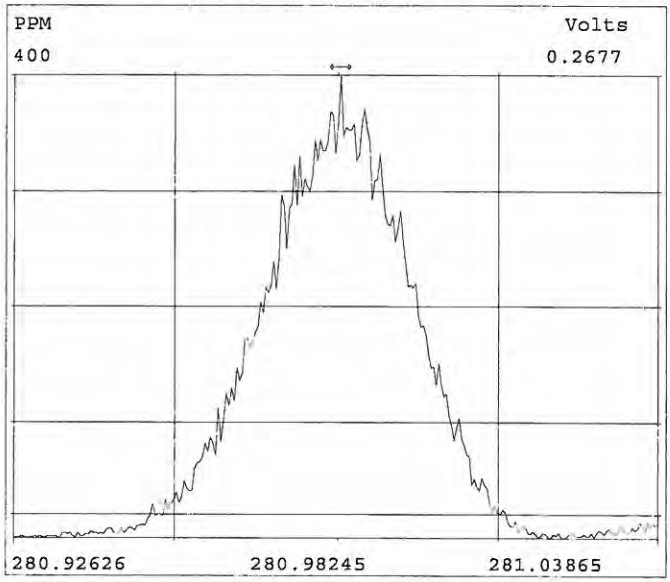

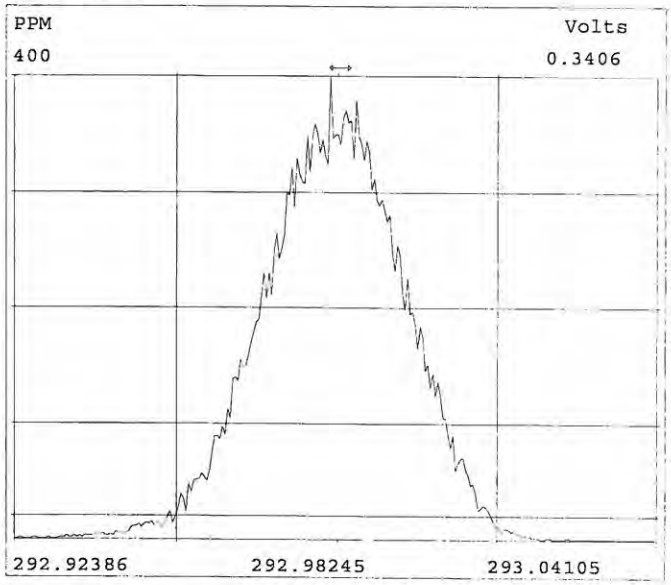

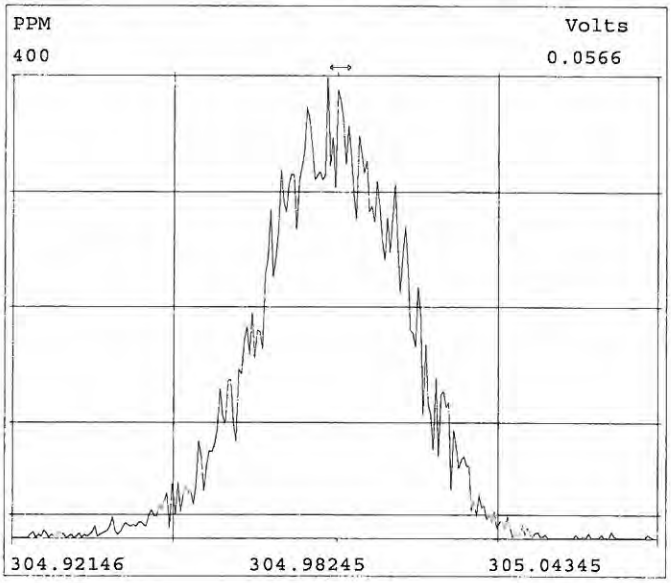

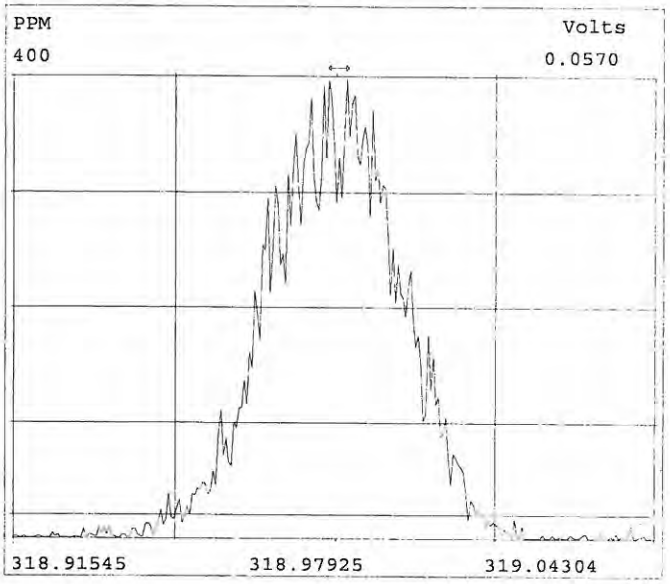

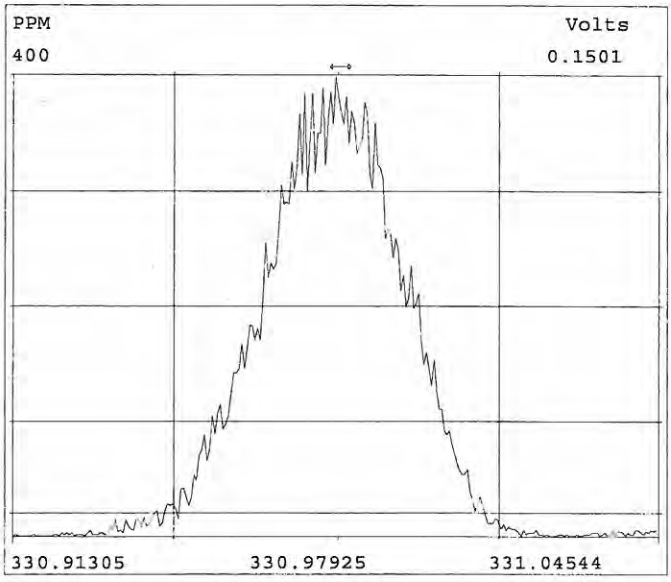

Peak Locate Examination:28-JUL-2015:10:59 File:MP51_138CCAL
Experiment:MP-DB17MS-1_03 Function:3 Reference:PFK_1668A

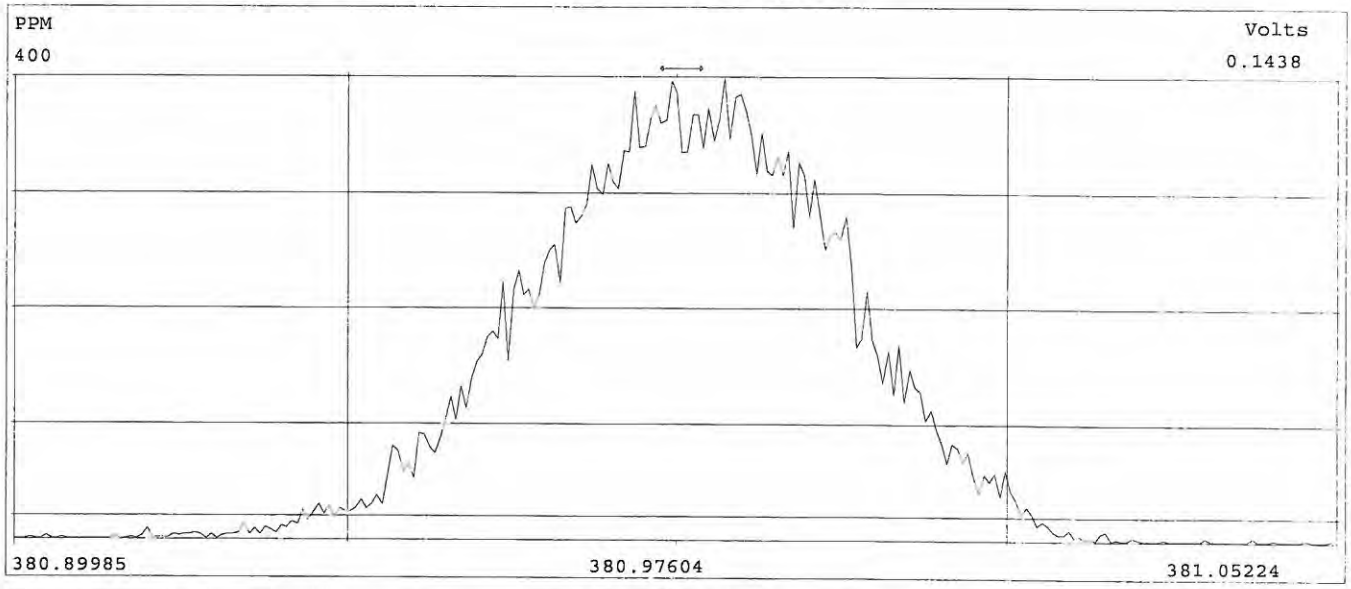



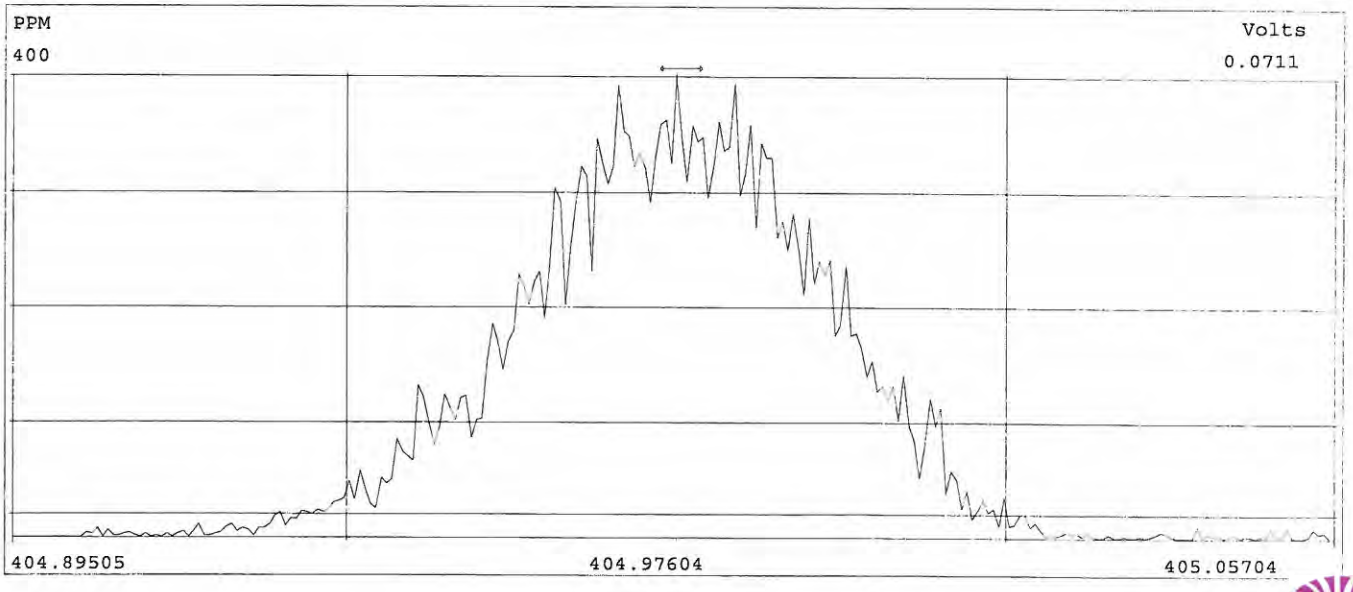

Peak Locate Examination:28-JUL-2015:10:59 File:MP51_138CCAL
Experiment:MP-DB17MS-1_03 Function:4 Reference:PFK_1668A

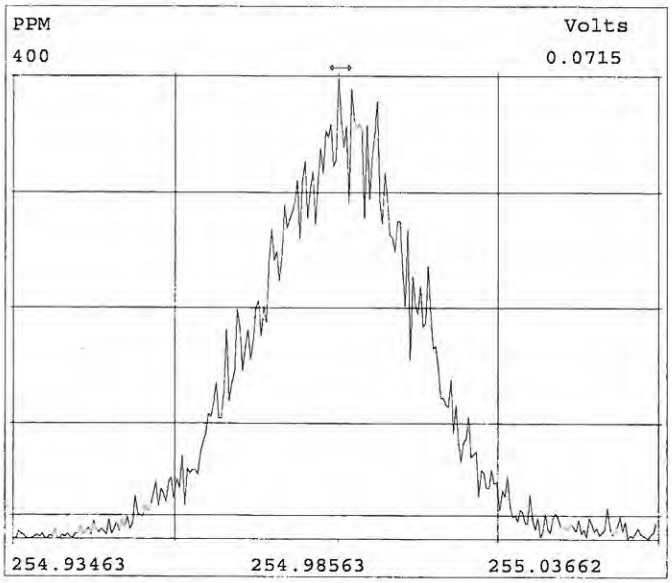

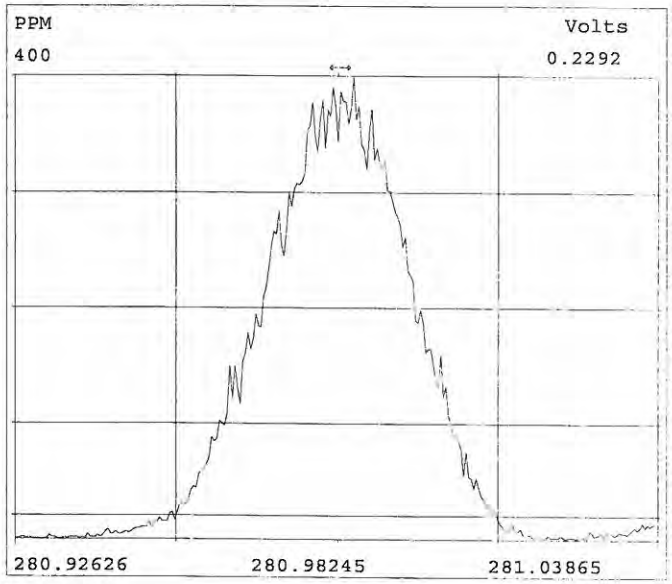

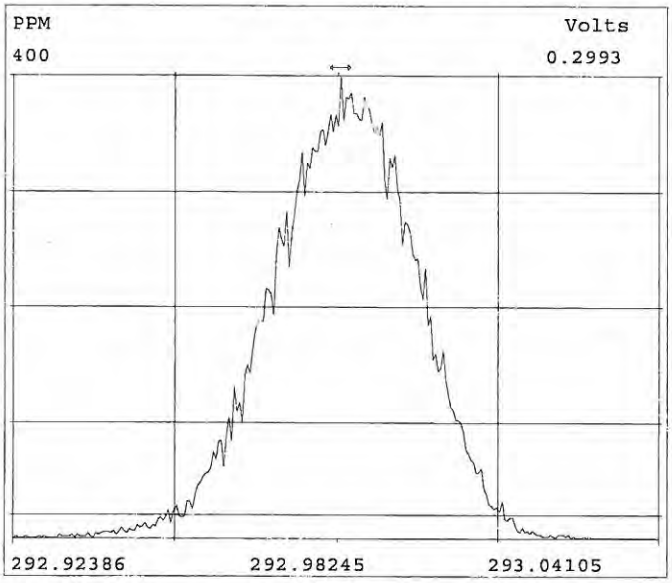

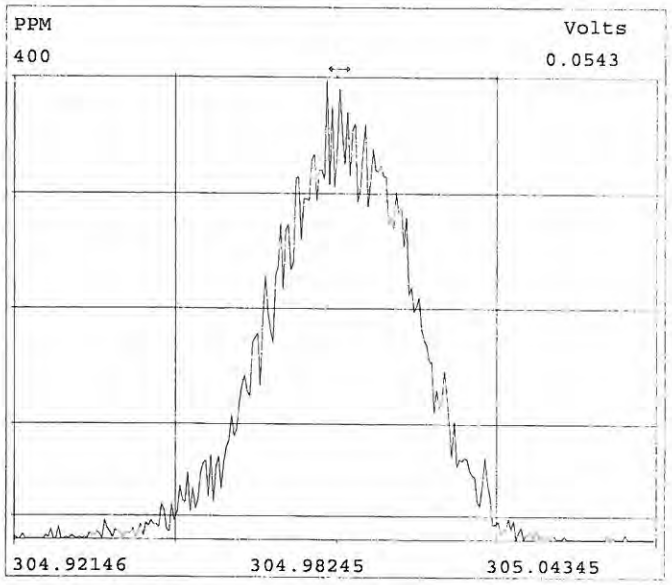

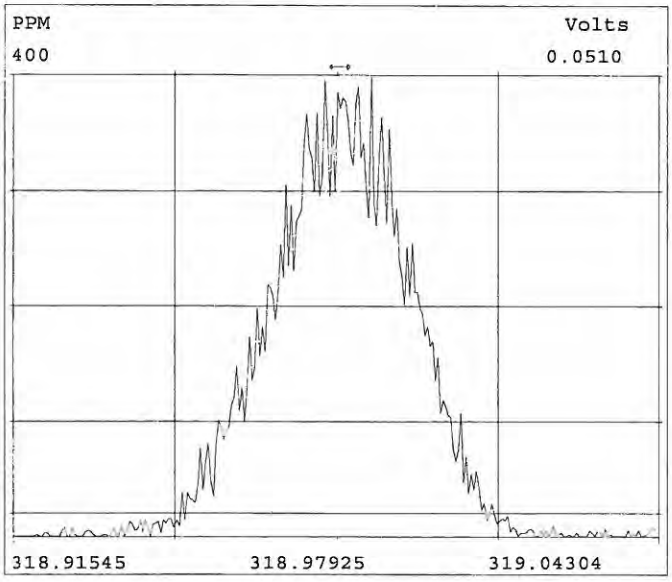

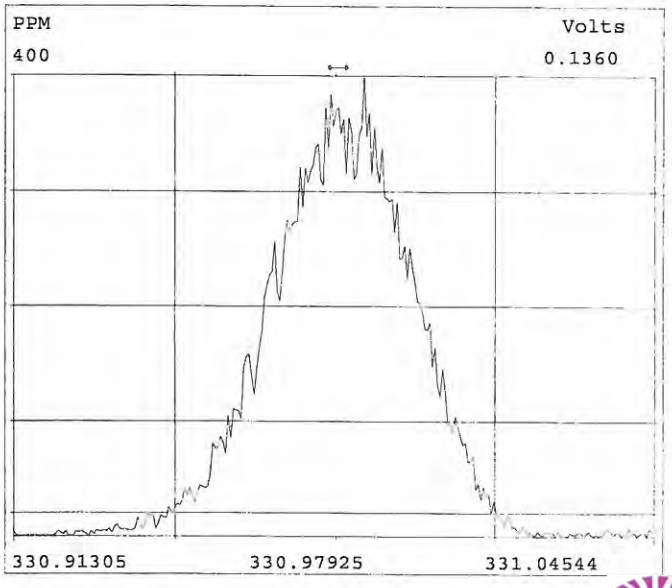

Peak Locate Examination:28-JUL-2015:11:00 File:MP51_138CCAL
Experiment:MP-DB17MS-1_03 Function:5 Reference:PFK_1668A

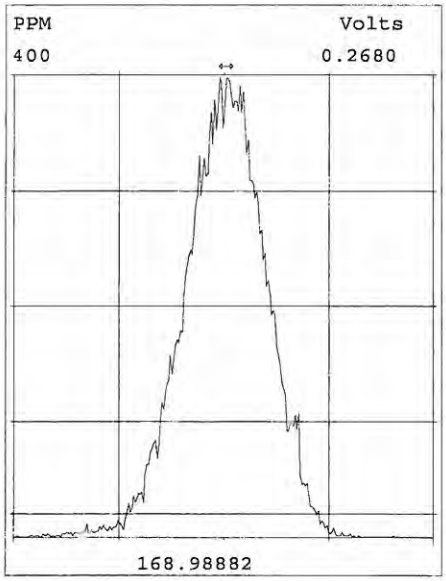

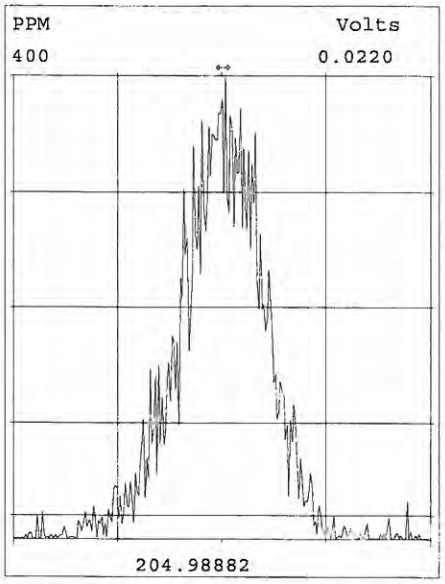

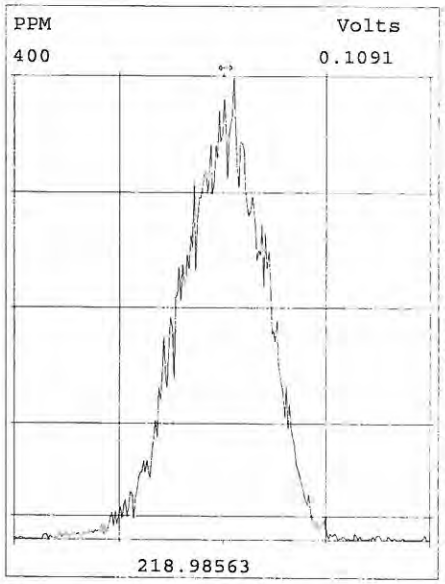

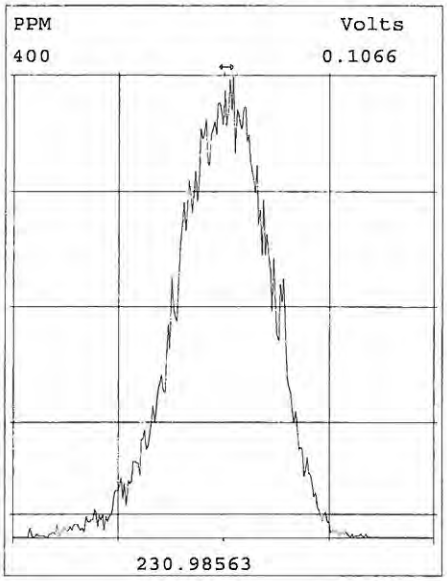

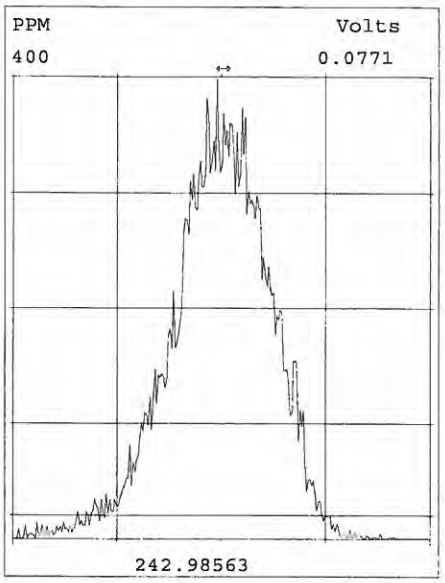

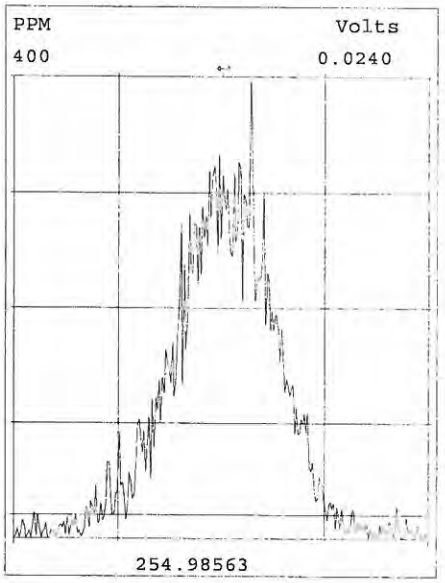

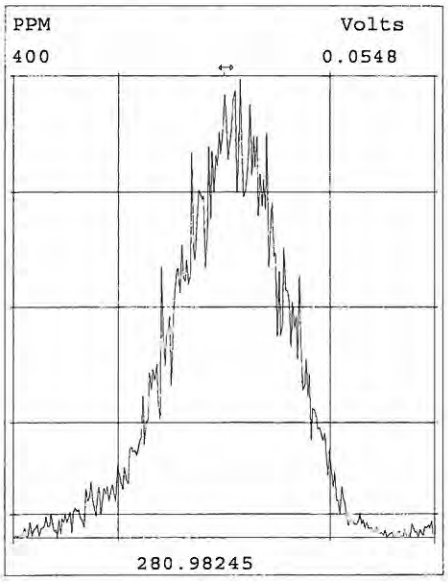

Peak Locate Examination:28-JUL-2015:11:00 File:MP51_138CCAL
Experiment:MP-DB17MS-1_03 Function:6 Reference:PFK_1668A

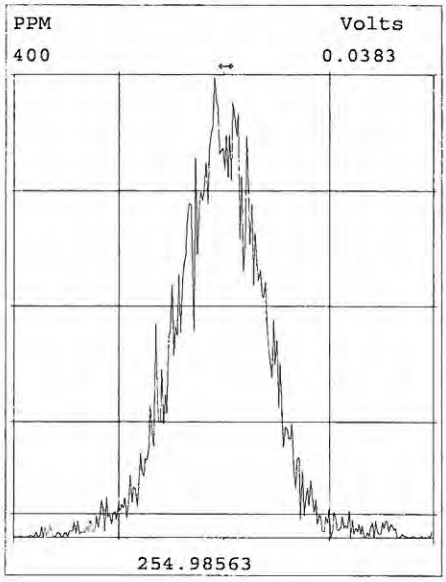

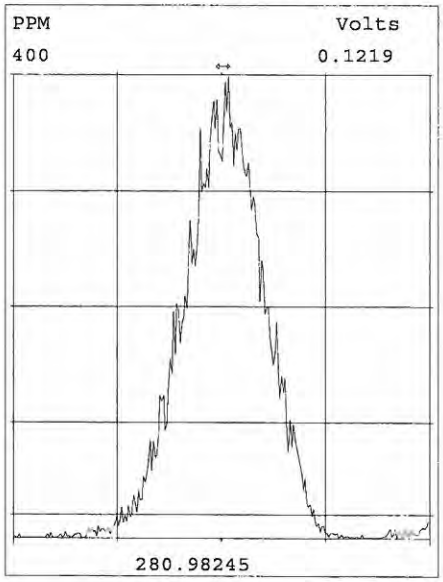

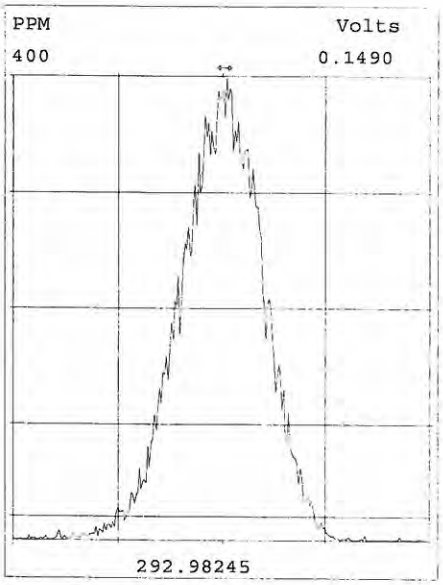

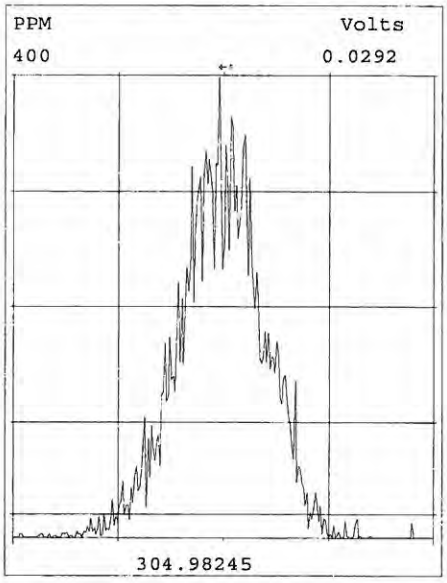

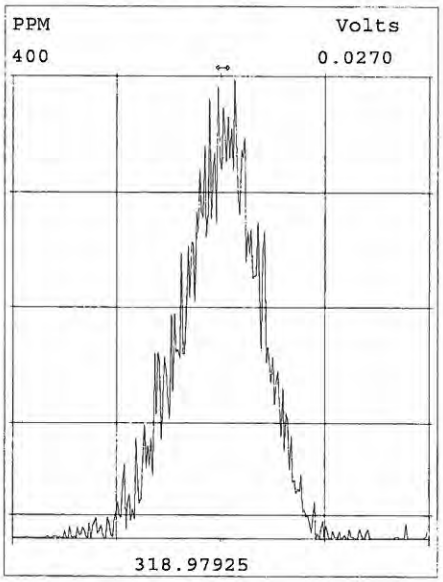

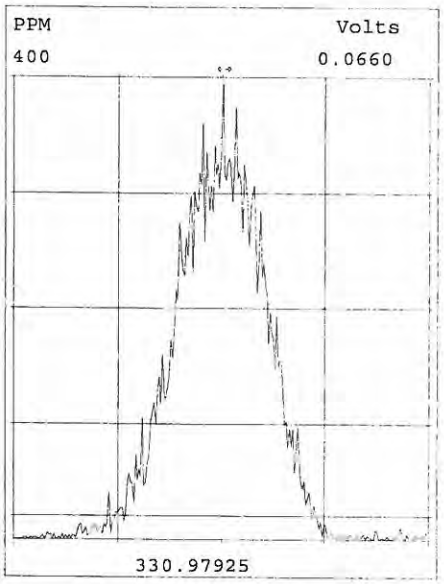

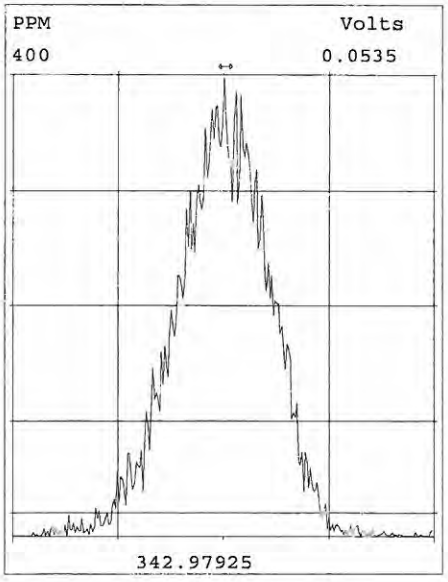

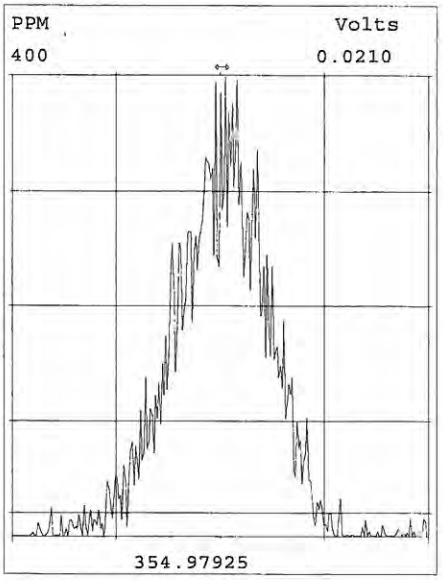

Peak Locate Examination:28-JUL-2015:21:59 File:MP51_138CCAL2
Experiment:MP-DB17MS-1_03 Function:1 Reference:PFK_1668A

approved by m
29 Jul 2015

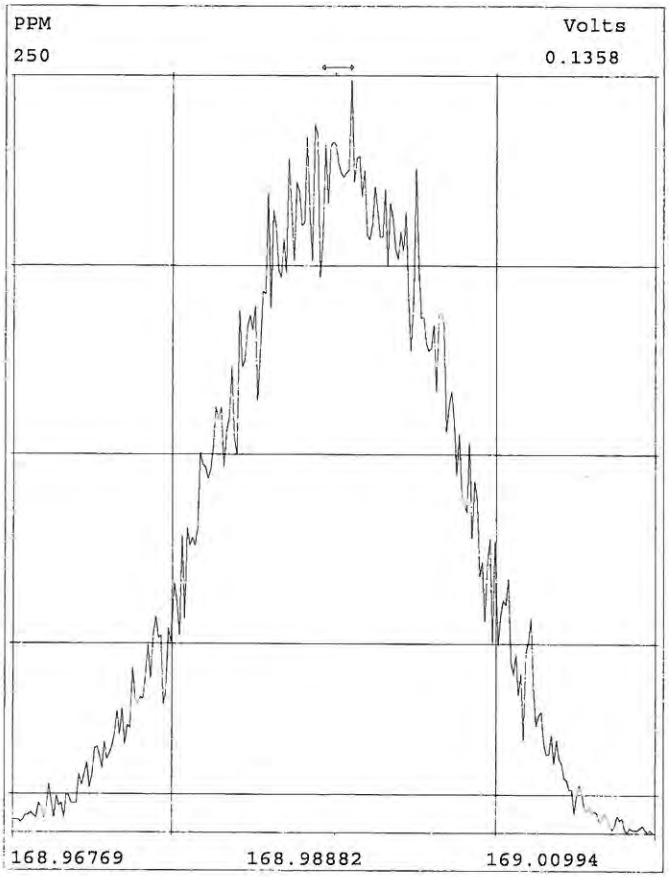

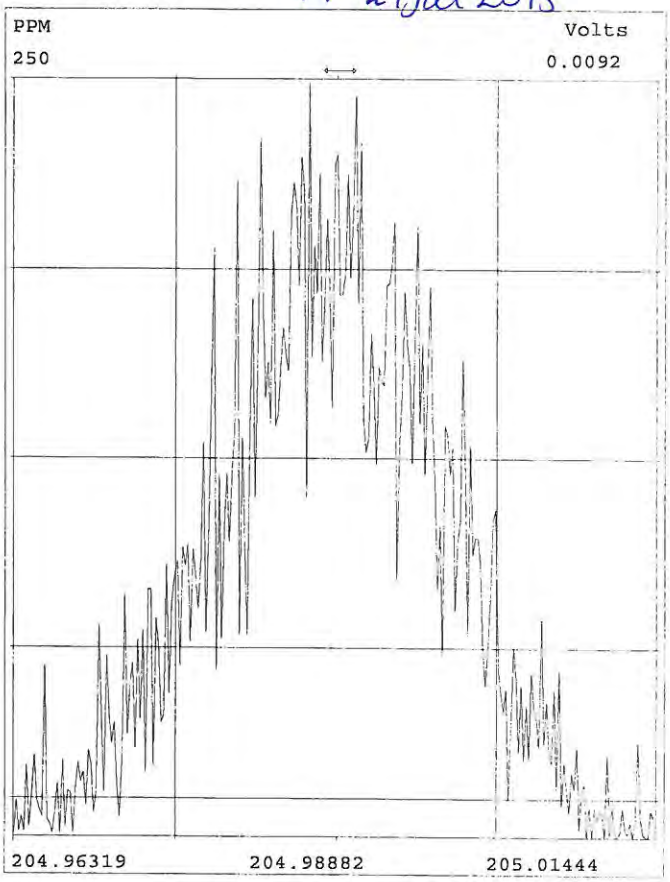

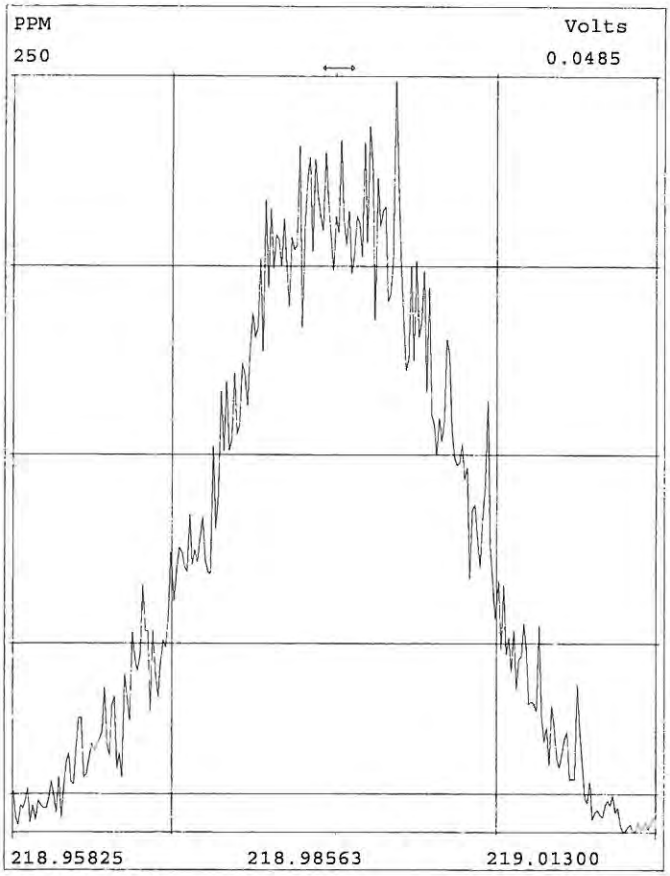

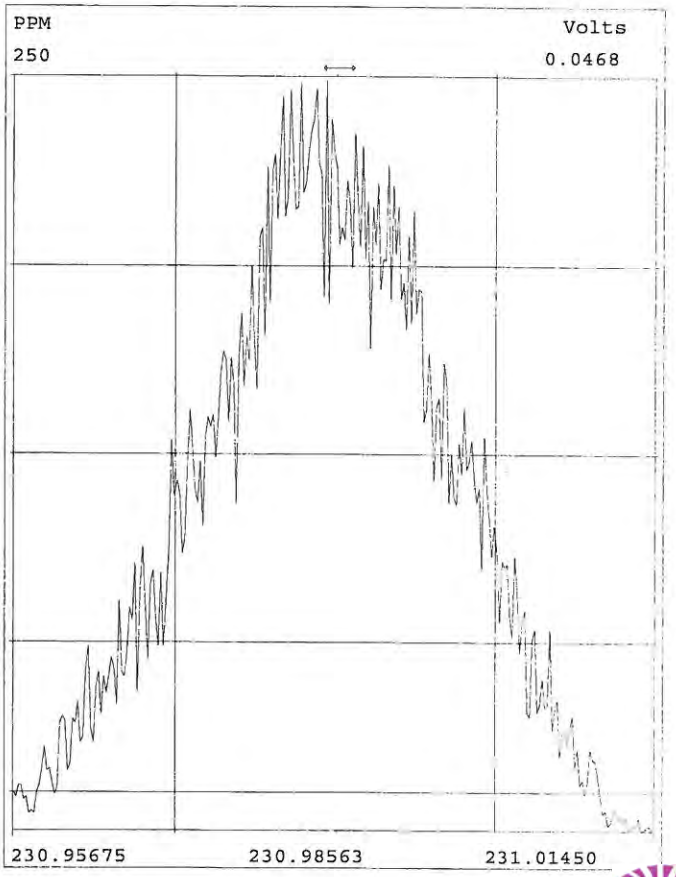

Peak Locate Examination:28-JUL-2015:22:00 File:MP51_138CCAL2
Experiment:MP-DB17MS-1_03 Function:2 Reference:PFK_1668A

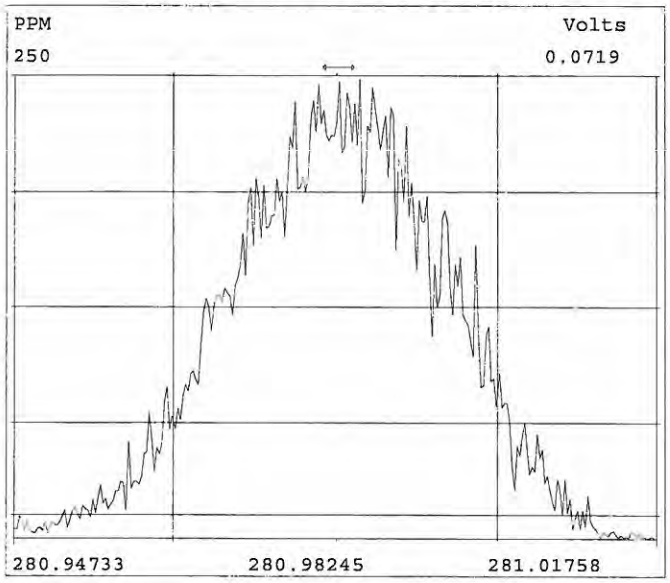

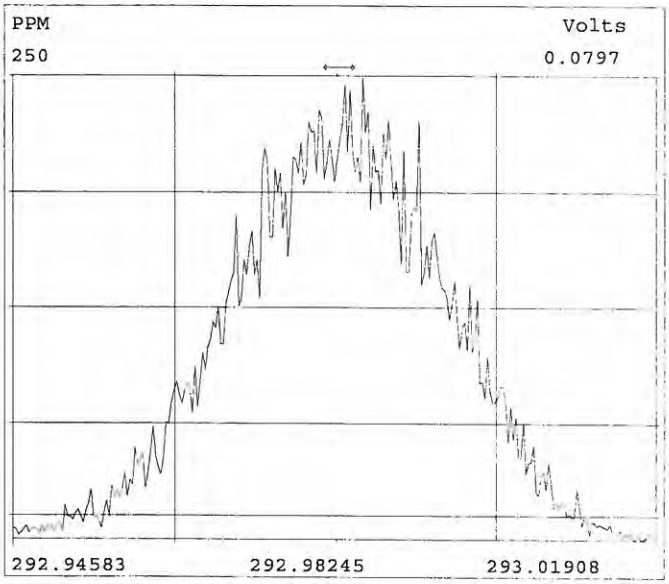

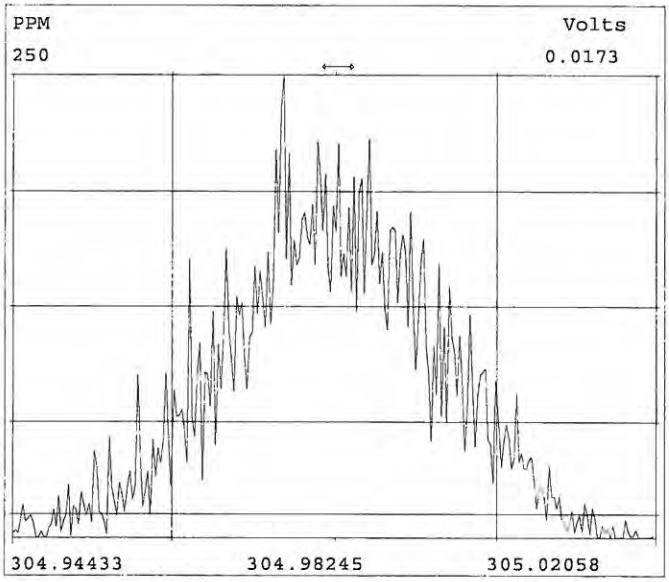

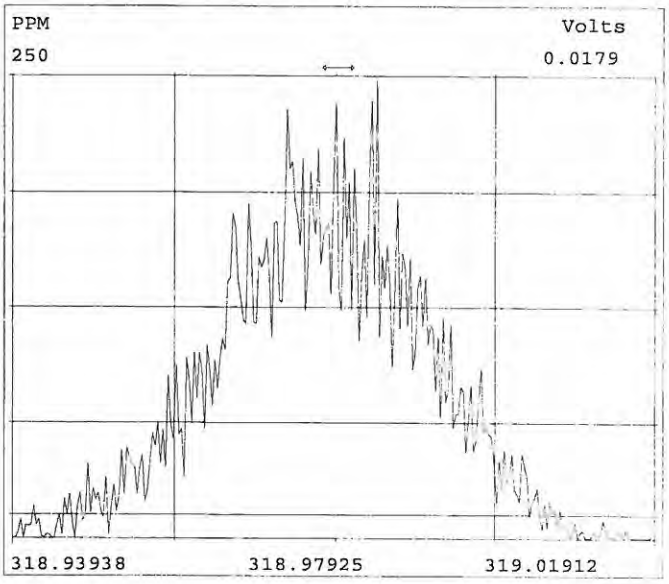

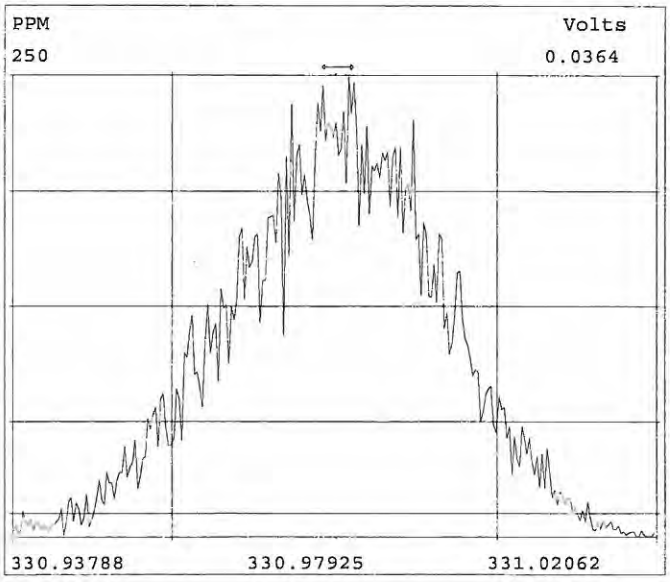

Peak Locate Examination:28-JUL-2015:22:00 File:MP51_138CCAL2
Experiment:MP-DB17MS-1_03 Function:3 Reference:PFK_1668A

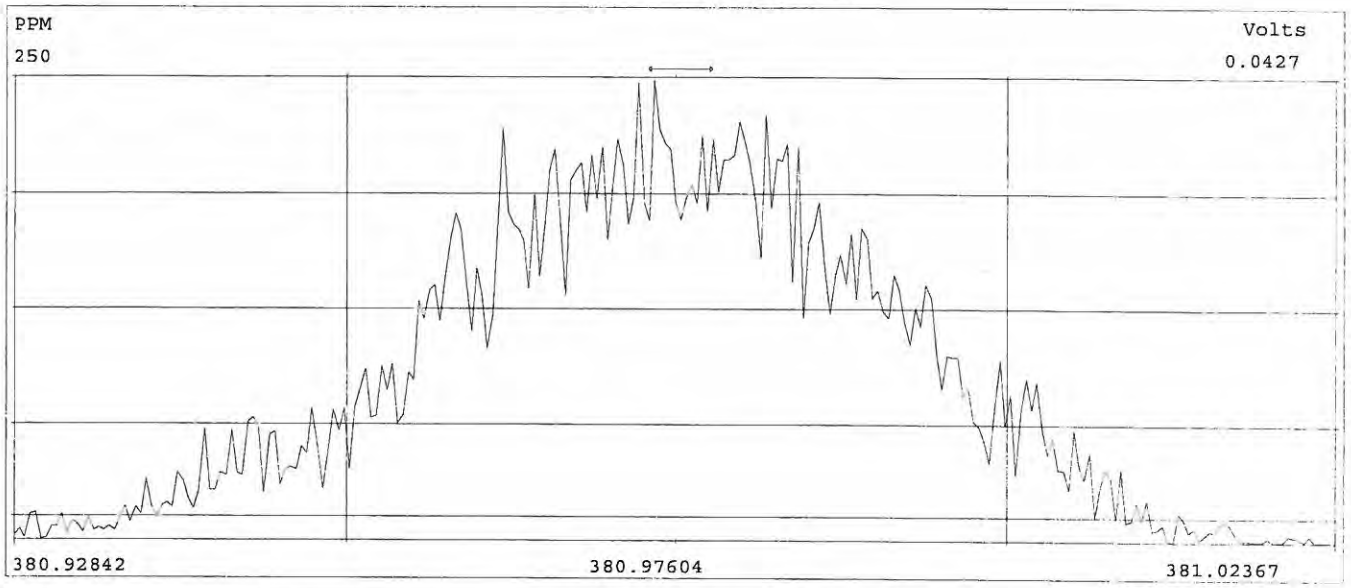

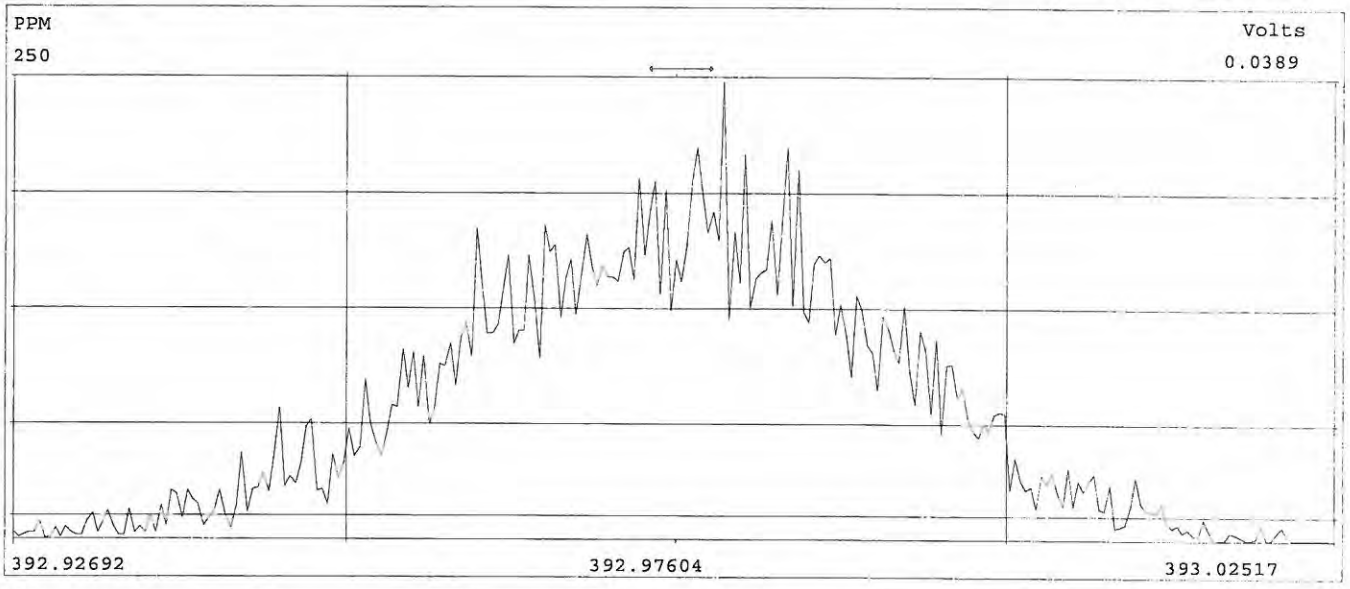

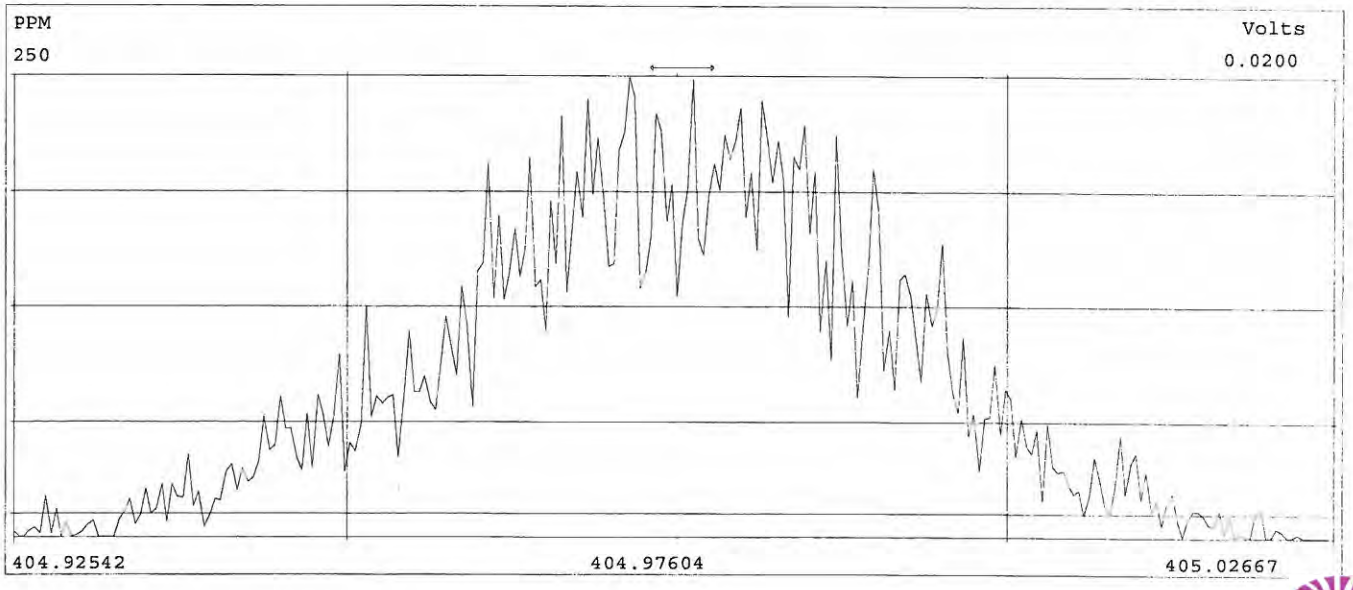

Peak Locate Examination:28-JUL-2015:22:01 File:MP51_138CCAL2
Experiment:MP-DB17MS-1_03 Function:4 Reference:PFK_1668A

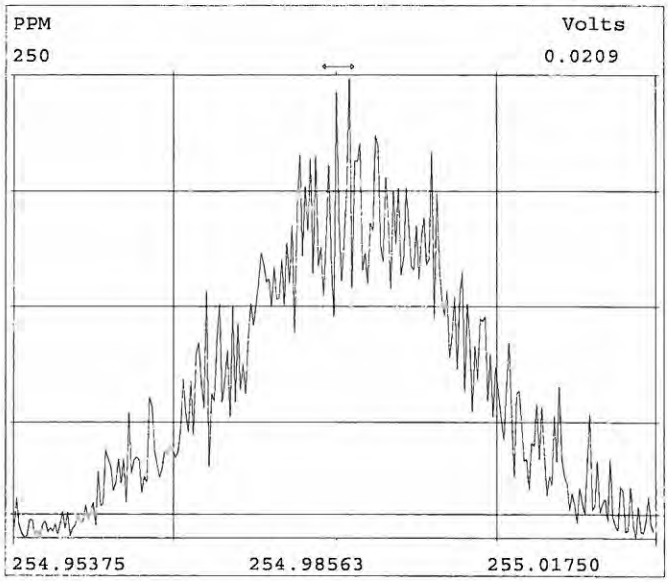

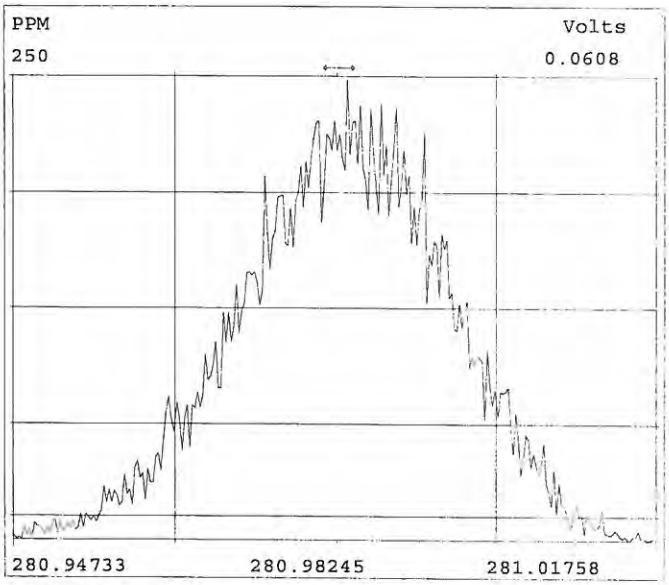

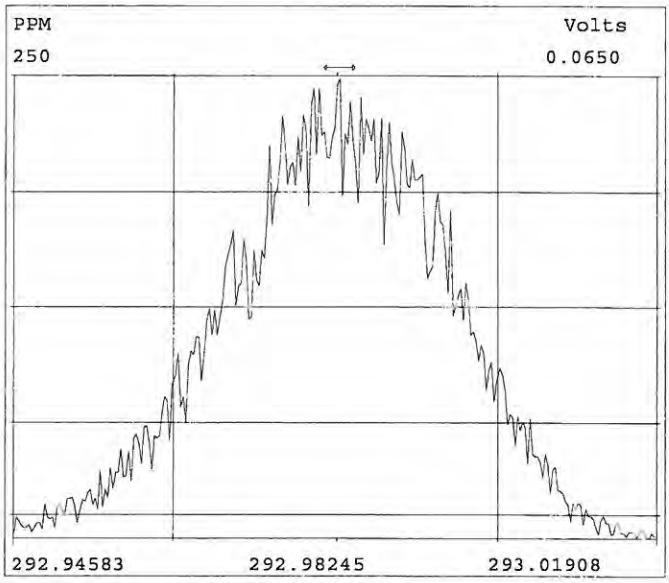

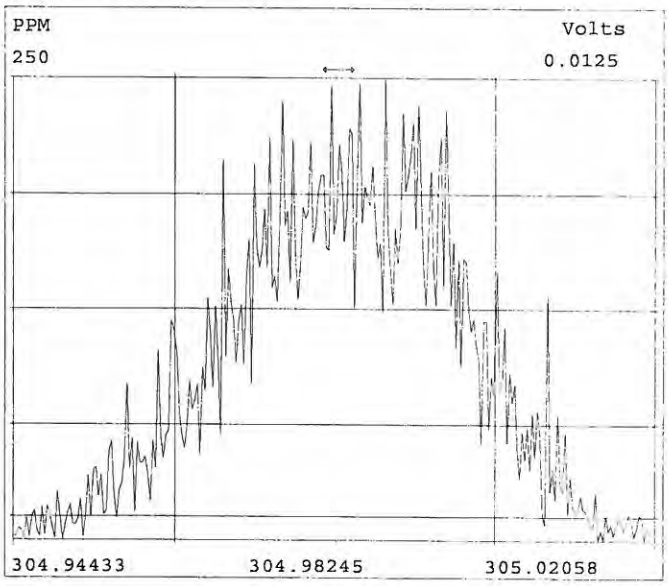

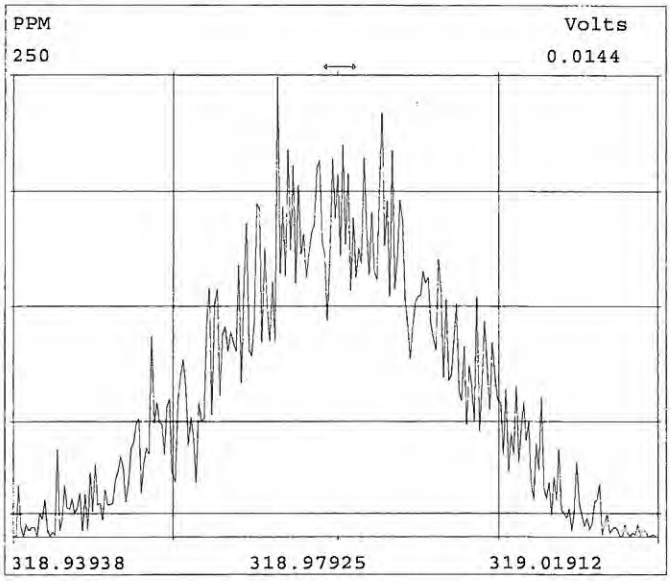

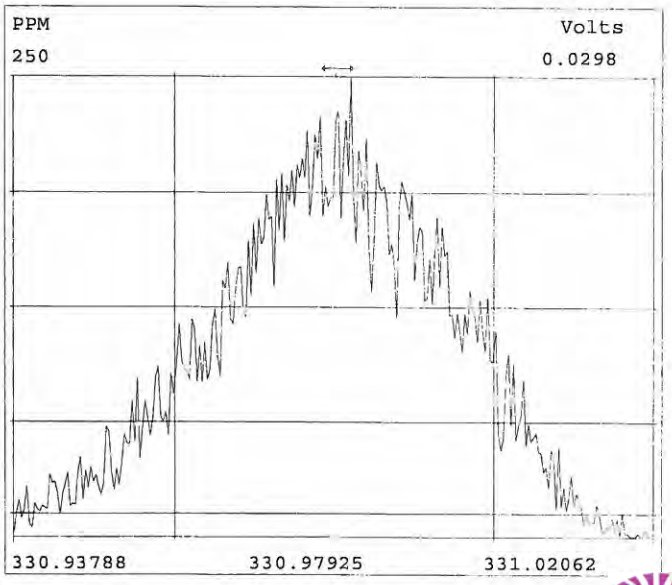

Peak Locate Examination:28-JUL-2015:22:01 File:MP51_138CCAL2
Experiment:MP-DB17MS-1_03 Function:5 Reference:PFK_1668A

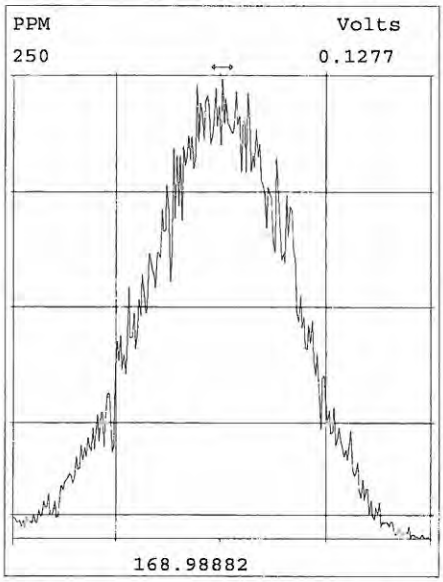

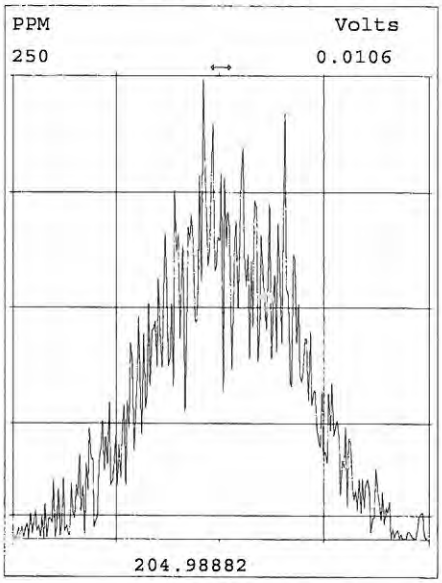

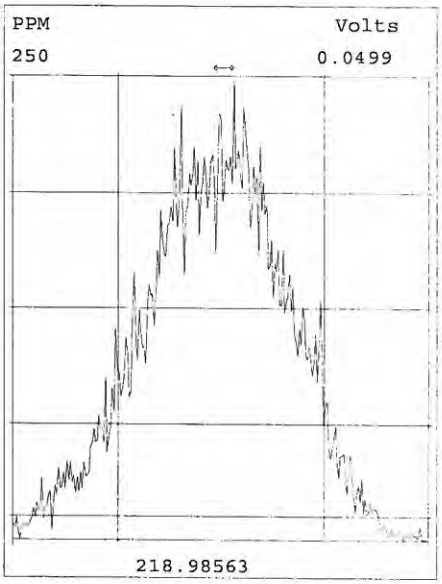

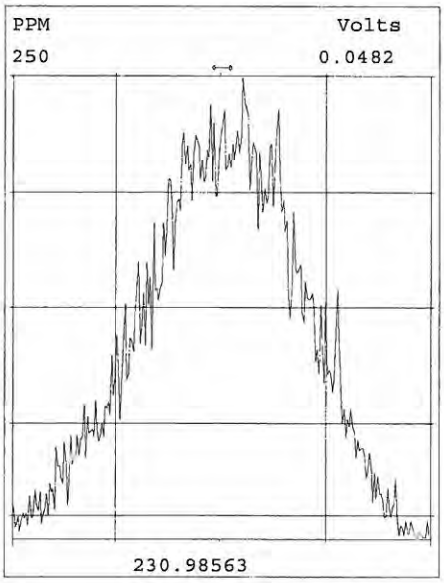

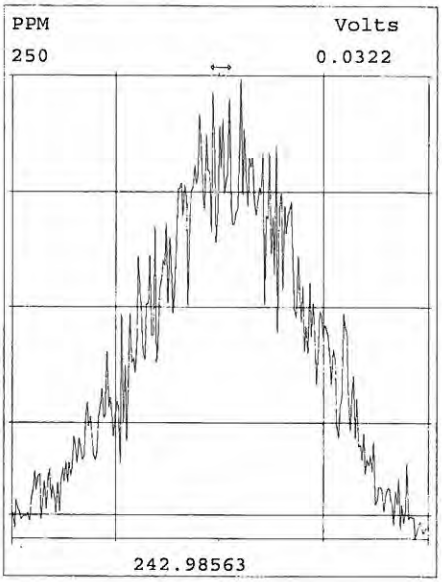

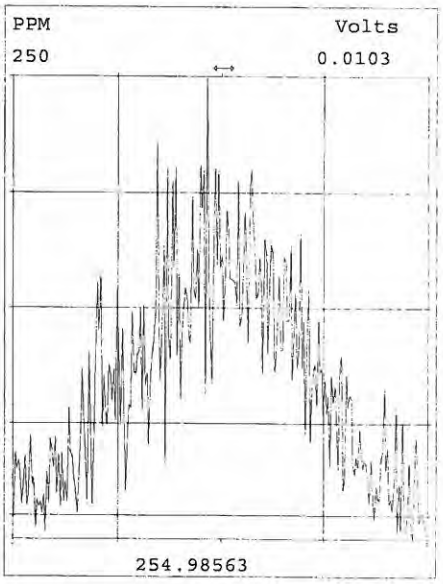

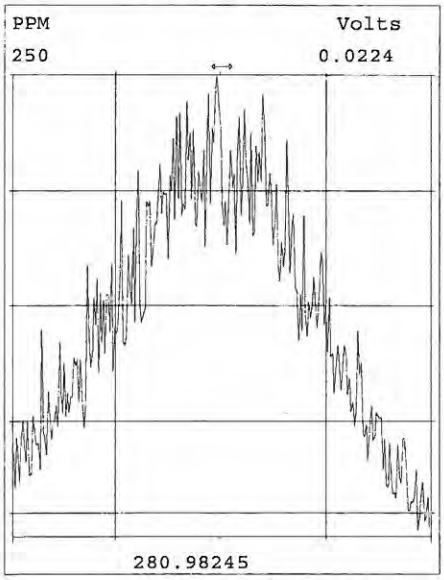

Peak Locate Examination:28-JUL-2015:22:02 File:MP51_138CCAL2
Experiment:MP-DB17MS-1_03 Function:6 Reference:PFK_1668A

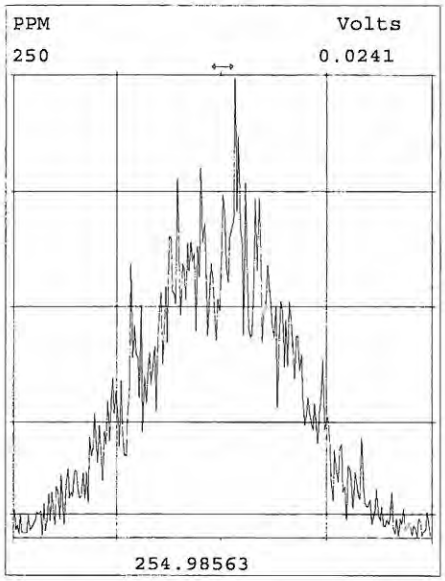

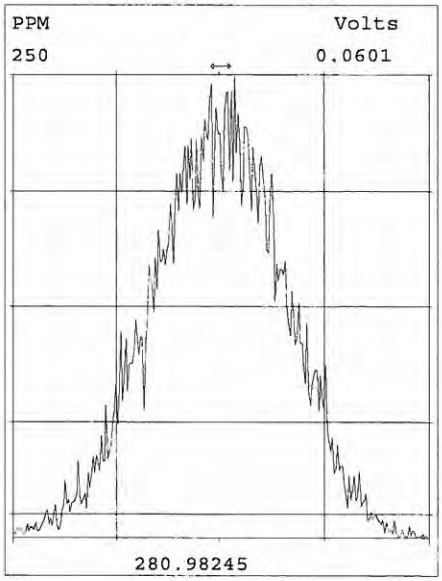

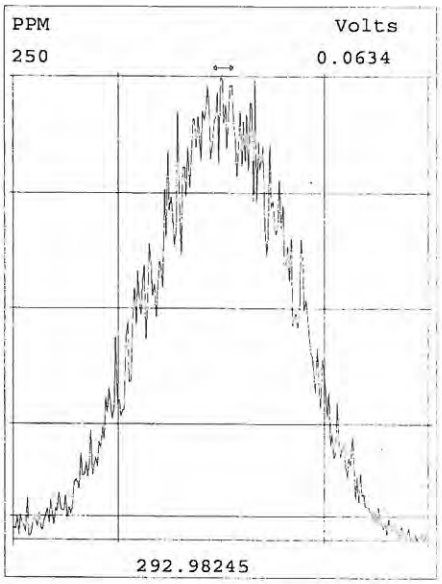

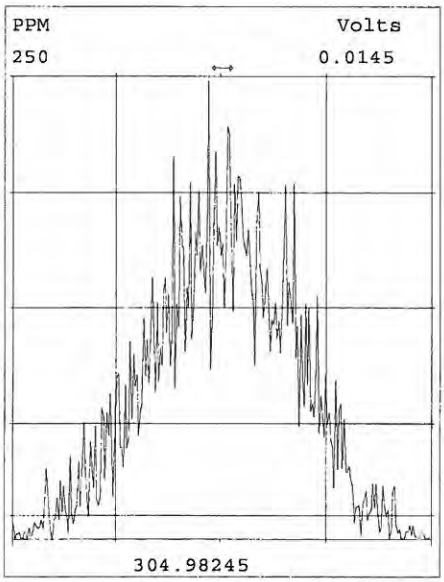

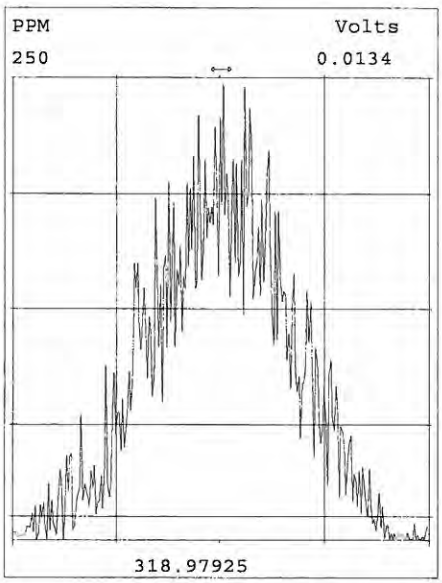

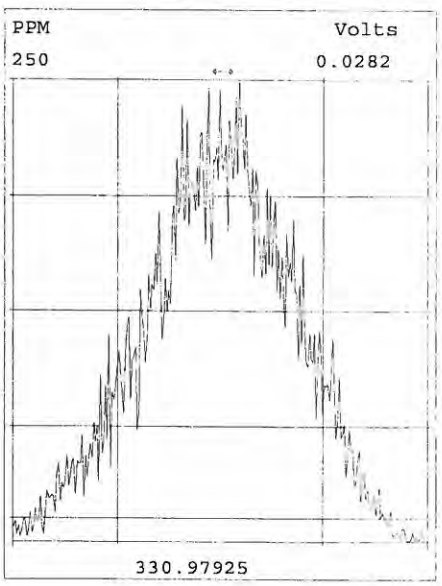

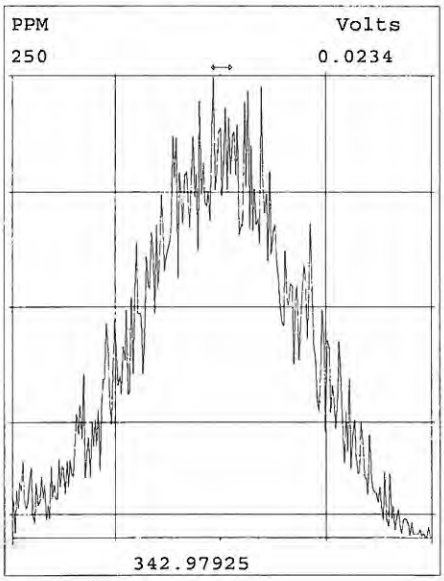

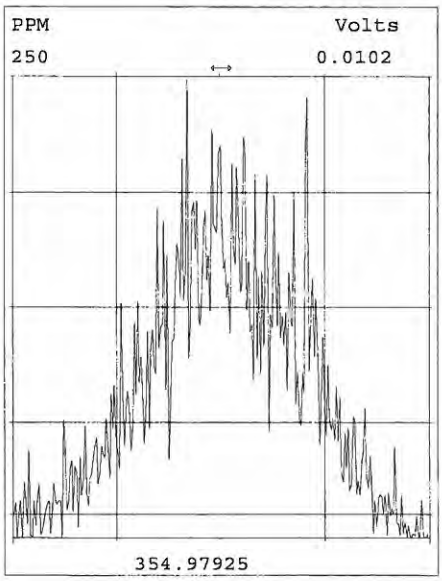

OPUSquan 29-JUL-2015 Page 1 MP51_138C-8A

	c/q	Data Area	Data File	S	I	AnalyteTable	Factr #1	Factr #2	Size	HC	Sample Text	Comments	Done
1	c	STEM-DEFAULT	MP51_138C	6	1	MP-DB17-C06	0.0500	1.0000	1.000000	y	MP004A-CAL,,»	1,,2.0uL CS-1/SE»	y
2	c	STEM-DEFAULT	MP51_138C	5	1	MP-DB17-C06	0.1000	1.0000	1.000000	y	MP004B-CAL,,»	1,,2.0uL CS-2	y
3	c	STEM-DEFAULT	MP51_138C	4	1	MP-DB17-C06	0.2000	1.0000	1.000000	y	MP004C-CAL,,»	1,,2.0uL CS-3	y
4	c	STEM-DEFAULT	MP51_138C	3	1	MP-DB17-C06	1.0000	1.0000	1.000000	y	MP004D-CAL,,»	1,,2.0uL CS-4	y
5	c	STEM-DEFAULT	MP51_138C	2	1	MP-DB17-C06	10.0000	1.0000	1.000000	y	MP004E-CAL,,»	1,,2.0uL CS-5/Cal	y
6	c	STEM-DEFAULT	MP51_138C	9	1	MP-DB17-C06	50.0000	1.0000	1.000000	y	MP004F-CAL,,»	1,,2.0uL CS-6	y
7	c	STEM-DEFAULT	MP51_138C	8	1	MP-DB17-C06	100.0000	1.0000	1.000000	y	MP004G-CAL,,»	1,,2.0uL CS-7	y
8	c	STEM-DEFAULT	MP51_138C	7	1	MP-DB17-C06	200.0000	1.0000	1.000000	y	MP004H-CAL,,»	1,,2.0uL CS-8	y

OPUSquan 29-JUL-2015 Page 1 MP51_138C-A

	c/q	Data Area	Data File	S	I	AnalyteTable	Factr #1	Factr #2	Size	HC	Sample Text	Comments	Done
1	c	STEM-DEFAULT	MP51_138C	6	1	MP-DB17-C06	0.0500	1.0000	1.000000	y	MP004A-CAL,,»	1,,2.0uL CS-1/SE»	y
2	c	STEM-DEFAULT	MP51_138C	5	1	MP-DB17-C06	0.1000	1.0000	1.000000	y	MP004B-CAL,,»	1,,2.0uL CS-2	y
3	c	STEM-DEFAULT	MP51_138C	4	1	MP-DB17-C06	0.2000	1.0000	1.000000	y	MP004C-CAL,,»	1,,2.0uL CS-3	y
4	c	STEM-DEFAULT	MP51_138C	3	1	MP-DB17-C06	1.0000	1.0000	1.000000	y	MP004D-CAL,,»	1,,2.0uL CS-4	y
5	c	STEM-DEFAULT	MP51_138C	2	1	MP-DB17-C06	10.0000	1.0000	1.000000	y	MP004E-CAL,,»	1,,2.0uL CS-5/Cal	y
6	c	STEM-DEFAULT	MP51_138C	9	1	MP-DB17-C06	50.0000	1.0000	1.000000	y	MP004F-CAL,,»	1,,2.0uL CS-6	y
7	c	STEM-DEFAULT	MP51_138C	8	1	MP-DB17-C06	100.0000	1.0000	1.000000	y	MP004G-CAL,,»	1,,2.0uL CS-7	y
8	c	STEM-DEFAULT	MP51_138C	7	1	MP-DB17-C06	200.0000	1.0000	1.000000	y	MP004H-CAL,,»	1,,2.0uL CS-8	y
9	q	STEM-DEFAULT	MP51_138C	2	1	MP-DB17-C06	10.0000	1.0000	1.000000	y	MP004E-CAL,,»	1,,2.0uL CS-5/Cal	y
10	q	STEM-DEFAULT	MP51_138C	10	1	MP-DB17-S12	1.0000	1.0000	1.000000	y	Toluene,,	1,,1.0uL	y
11	q	STEM-DEFAULT	MP51_138C	11	1	MP-DB17-S12	1.0000	1.0000	1.000000	y	Toluene,,	1,,1.0uL	y
12	q	STEM-DEFAULT	MP51_138C	12	1	MP-DB17-S12	1.0000	1.0000	3.993000	y	L23368-21,W,	2,WG51889,2.0/40»	y
13	q	STEM-DEFAULT	MP51_138C	13	1	MP-DB17-S12	1.0000	1.0000	4.008000	y	L23368-20,W,	4,WG51889,2.0/80»	y
14	q	STEM-DEFAULT	MP51_138C	14	1	MP-DB17-S12	1.0000	1.0000	4.005000	y	L23368-7,W,	4,WG51889,2.0/80»	y
15	q	STEM-DEFAULT	MP51_138C	15	1	MP-DB17-S12	1.0000	1.0000	4.004000	y	L23368-17,W,	4,WG51889,2.0/80»	y
16	q	STEM-DEFAULT	MP51_138C	16	1	MP-DB17-S12	1.0000	1.0000	4.008000	y	L23368-18,W,	4,WG51889,2.0/80»	y
17	q	STEM-DEFAULT	MP51_138C	17	1	MP-DB17-C06	10.0000	1.0000	1.000000	y	MP004E-CAL,,»	1,,2.0uL CS-5/Cal	y
18	q	STEM-DEFAULT	MP51_138C	18	1	MP-DB17-C06	10.0000	1.0000	1.000000	y	MP004E-CAL,,»	1,,2.0uL CS-5/Cal	y

AXYS METHOD MLA-905 Rev 01

Form 3A
INITIAL CALIBRATION RELATIVE RESPONSES

AXYS ANALYTICAL SERVICES
2045 MILLS RD., SIDNEY, B.C., CANADA
V8L 5X2 TEL (250) 655-5800 FAX (250) 655-5811

Initial Calibration Date: 28-Jul-2015

Instrument ID: HR GC/MS

GC Column ID: DB17-MS

CS0 Data Filename: N/A

CS1 Data Filename: MP51_138C S: 6

CS2 Data Filename: MP51_138C S: 5

CS3 Data Filename: MP51_138C S: 4

CS4 Data Filename: MP51_138C S: 3

CS5 Data Filename: MP51_138C S: 2

CS6 Data Filename: MP51_138C S: 9

		RELATIVE RESPONSE (RR)								
COMPOUND	**LAB FLAG [1]**	**CS0**	**CS1**	**CS2**	**CS3**	**CS4**	**CS5**	**CS6**	**MEAN RR**	**CV (%RSD)[2]**
3-OH-Chrysene			1.04	0.84	0.87	0.80	0.74	0.75	0.84	13.1
3-OH-Benzo[a]pyrene			0.55	0.55	0.64	0.65	0.65	0.65	0.61	8.32
9-OH-Benzo[a]pyrene			0.42	0.41	0.49	0.49	0.48	0.50	0.47	8.06
3-OH-Benz[a]anthracene			1.01	0.92	1.02	1.09	1.01	1.10	1.03	6.32

(1) Where applicable, custom lab flags have been used on this report.
(2) QC limit is 25% RSD.

These data are validated and reported as accurate and in accord with AXYS Analytical Services Ltd. ISO17025 compliant quality assurance processes.

Signed: _____Million Woudneh_____

For Axys Internal Use Only [XSL Template: Form3A.xsl; Created: 18-Aug-2015 09:40:38; Application: XMLTransformer-1.14.15;
Report Filename: GENERIC-SPECS_Pest_28-Jul-2015_MP51__Form3A_GS60433.html; Workgroup: WG51889; Design ID: 2302]

AXYS METHOD MLA-905 Rev 01

Form 3B
INITIAL CALIBRATION RELATIVE RESPONSES

AXYS ANALYTICAL SERVICES
2045 MILLS RD., SIDNEY, B.C., CANADA
V8L 5X2 TEL (250) 655-5800 FAX (250) 655-5811

Initial Calibration Date: 28-Jul-2015

Instrument ID: HR GC/MS

GC Column ID: DB17-MS

CS0 Data Filename: N/A

CS1 Data Filename: MP51_138C S: 6

CS2 Data Filename: MP51_138C S: 5

CS3 Data Filename: MP51_138C S: 4

CS4 Data Filename: MP51_138C S: 3

CS5 Data Filename: MP51_138C S: 2

CS6 Data Filename: MP51_138C S: 9

		RELATIVE RESPONSE (RR)							
LABELED COMPOUND	**LAB FLAG [1]**	**CS0**	**CS1**	**CS2**	**CS3**	**CS4**	**CS5**	**CS6**	**MEAN RR**	**CV (%RSD)[2]**
13C6-3-OH-Chrysene			1.46	1.45	1.46	1.56	1.48	1.52	1.49	2.83
13C6-1-OH-Benz[a]anthracene			1.39	1.41	1.37	1.45	1.41	1.41	1.41	1.81
d11-3-OH-Benzo[a]pyrene			0.84	0.85	0.84	0.88	0.83	0.88	0.86	2.52

(1) Where applicable, custom lab flags have been used on this report.
(2) QC limit is 35% for labeled compounds.

These data are validated and reported as accurate and in accord with AXYS Analytical Services Ltd. ISO17025 compliant quality assurance processes.
Signed: _____Million Woudneh_____

For Axys Internal Use Only [XSL Template: Form3B.xsl; Created: 18-Aug-2015 09:40:38; Application: XMLTransformer-1.14.15;
Report Filename: GENERIC-SPECS_Pest_28-Jul-2015_MP51__Form3B_GS60433.html; Workgroup: WG51889; Design ID: 2302]

AXYS METHOD MLA-905 Rev 01

Form 3C
INITIAL CALIBRATION ION ABUNDANCE RATIOS

AXYS ANALYTICAL SERVICES
2045 MILLS RD., SIDNEY, B.C., CANADA
V8L 5X2 TEL (250) 655-5800 FAX (250) 655-5811

Initial Calibration Date: 28-Jul-2015

Instrument ID: HR GC/MS

GC Column ID: DB17-MS

CS0 Data Filename: N/A

CS1 Data Filename: MP51_138C S: 6

CS2 Data Filename: MP51_138C S: 5

CS3 Data Filename: MP51_138C S: 4

CS4 Data Filename: MP51_138C S: 3

CS5 Data Filename: MP51_138C S: 2

CS6 Data Filename: MP51_138C S: 9

COMPOUND	LAB FLAG [1]	M/Z's FORMING RATIO	ION ABUNDANCE RATIO CS0	CS1	CS2	CS3	CS4	CS5	CS6	QC LIMITS[2]
3-OH-Chrysene		**316/301**		1.91	1.90	2.16	2.55	2.59	2.52	1.48-3.07
3-OH-Benzo[a]pyrene		**340/325**		11.6	6.65	6.62	8.13	8.63	8.37	5.42-11.3
9-OH-Benzo[a]pyrene		**340/325**		7.51	8.28	8.92	10.8	10.9	11.4	6.26-13.0
3-OH-Benz[a]anthracene		**316/301**		2.30	2.41	2.41	2.80	2.73	2.69	1.66-3.45

(1) Where applicable, custom lab flags have been used on this report.
(2) QC limits are +/- 20% of the theoretical ion ratios for calibration standards CS2 to CS5, and +/- 50% for calibration standard CS1.

These data are validated and reported as accurate and in accord with AXYS Analytical Services Ltd. ISO17025 compliant quality assurance processes.

Signed: _____Million Woudneh_____

For Axys Internal Use Only [XSL Template: Form3C.xsl; Created: 18-Aug-2015 09:40:38; Application: XMLTransformer-1.14.15;
Report Filename: GENERIC-SPECS_Pest_28-Jul-2015_MP51__Form3C_GS60433.html; Workgroup: WG51889; Design ID: 2302]

AXYS METHOD MLA-905 Rev 01

Form 3D
INITIAL CALIBRATION ION ABUNDANCE RATIOS

AXYS ANALYTICAL SERVICES
2045 MILLS RD., SIDNEY, B.C., CANADA
V8L 5X2 TEL (250) 655-5800 FAX (250) 655-5811

Initial Calibration Date: 28-Jul-2015

Instrument ID: HR GC/MS

GC Column ID: DB17-MS

CS0 Data Filename: N/A

CS1 Data Filename: MP51_138C S: 6

CS2 Data Filename: MP51_138C S: 5

CS3 Data Filename: MP51_138C S: 4

CS4 Data Filename: MP51_138C S: 3

CS5 Data Filename: MP51_138C S: 2

CS6 Data Filename: MP51_138C S: 9

LABELED COMPOUND	LAB FLAG[1]	M/Z's FORMING RATIO	ION ABUNDANCE RATIO CS0	CS1	CS2	CS3	CS4	CS5	CS6	QC LIMITS[2]
13C6-3-OH-Chrysene		**322/307**		2.57	2.56	2.59	2.63	2.61	2.58	1.68-3.50
13C6-1-OH-Benz[a]anthracene		**322/307**		3.21	3.29	3.21	3.16	3.33	3.21	2.10-4.37
d11-3-OH-Benzo[a]pyrene		**351/336**		10.2	9.95	10.1	10.4	10.0	10.4	6.61-13.7

(1) Where applicable, custom lab flags have been used on this report.

These data are validated and reported as accurate and in accord with AXYS Analytical Services Ltd. ISO17025 compliant quality assurance processes.

Signed: _____Million Woudneh_____

For Axys Internal Use Only [XSL Template: Form3D.xsl; Created: 18-Aug-2015 09:40:38; Application: XMLTransformer-1.14.15;
Report Filename: GENERIC-SPECS_Pest_28-Jul-2015_MP51__Form3D_GS60433.html; Workgroup: WG51889; Design ID: 2302]

AXYS METHOD MLA-905 Rev 01

Form 4A
CALIBRATION VERIFICATION

AXYS ANALYTICAL SERVICES
2045 MILLS RD., SIDNEY, B.C., CANADA
V8L 5X2 TEL (250) 655-5800 FAX (250) 655-5811

Initial Calibration Date:	28-Jul-2015	**VER Data Filename:**	MP51_138C S: 2
Instrument ID:	HR GC/MS	**Analysis Date:**	28-Jul-2015
GC Column ID:	DB17-MS	**Analysis Time:**	11:35:26

COMPOUND	CAS NO.	LAB FLAG [1]	m/e ION CHANNELS	ION ABUND. RATIO	QC LIMITS	CONC. FOUND (ng/mL)	CONC. RANGE (ng/mL)
3-OH-Chrysene	63019-39-6		316/301	2.59	1.68-3.50	47.1	35.8-66.6
3-OH-Benzo[a]pyrene	13345-21-6		340/325	8.63	5.61-11.7	55.0	36.6-68.0
9-OH-Benzo[a]pyrene	17573-21-6		340/325	10.9	7.07-14.7	47.7	35.9-66.7
3-OH-Benz[a]anthracene	4834-35-9		316/301	2.73	1.77-3.69	48.4	35.4-65.8

(1) Where applicable, custom lab flags have been used on this report.

These data are validated and reported as accurate and in accord with AXYS Analytical Services Ltd. ISO17025 compliant quality assurance processes.
Signed: _____Million Woudneh_____

For Axys Internal Use Only [XSL Template: Pest4A.xsl; Created: 18-Aug-2015 09:40:38; Application: XMLTransformer-1.14.15;
Report Filename: GENERIC-SPECS_Pest_MP51_138CS2__Form4A_SJ1915642.html; Workgroup: WG51889; Design ID: 2302]

AXYS METHOD MLA-905 Rev 01

Form 4B
CALIBRATION VERIFICATION

AXYS ANALYTICAL SERVICES
2045 MILLS RD., SIDNEY, B.C., CANADA
V8L 5X2 TEL (250) 655-5800 FAX (250) 655-5811

Initial Calibration Date:	28-Jul-2015	**VER Data Filename:**	MP51_138C S: 2
Instrument ID:	HR GC/MS	**Analysis Date:**	28-Jul-2015
GC Column ID:	DB17-MS	**Analysis Time:**	11:35:26

LABELED COMPOUND	CAS NO.	LAB FLAG [1]	m/e ION CHANNELS	ION ABUND. RATIO	QC LIMITS	CONC. FOUND (ng/mL)	CONC. RANGE (ng/mL)
13C6-3-OH-Chrysene			322/307	2.61	1.70-3.52	249	126-379
13C6-1-OH-Benz[a]anthracene			322/307	3.33	2.16-4.50	251	126-378
d11-3-OH-Benzo[a]pyrene			351/336	10.0	6.51-13.5	238	49.8-299

(1) Where applicable, custom lab flags have been used on this report.

These data are validated and reported as accurate and in accord with AXYS Analytical Services Ltd. ISO17025 compliant quality assurance processes.
Signed: _____Million Woudneh_____

For Axys Internal Use Only [XSL Template: Pest4B.xsl; Created: 18-Aug-2015 09:40:38; Application: XMLTransformer-1.14.15;
Report Filename: GENERIC-SPECS_Pest_MP51_138CS2__Form4B_SJ1915642.html; Workgroup: WG51889; Design ID: 2302]

www.axysanalytical.com

Experiment : MP-DB17MS-1_03
GC Program : MP-DB17MS-1_01
Column type : DB17-MS
Serial # : US8631163H/US5¶
kPa : 390
Vol injected: 2.0uL
PMT Voltage : 399

Temps -source: 250
-s resv: 160
-re_ent: 270
-cap_1 : 270
-cap_2 : 270

Tune : XX/MO
List : VR
Check :
LIMS :
Logfile:

Date -list : 04-AUG-2015
-liner : 31-JUL-2015
-septum: 30-JUL-2015
-guard : NEW 31-JUL-2015
-column: NEW 31-JUL-2015
-t line: NEW 31-JUL-2015

#	Data file	S	V	Sample Text	Comments	Acquisition Date/Time
1	MP51_140J	1	1	MP004E-CAL,,/03	1,,2.0uL CS-5/Cal	4-AUG-15 17:04:47
2	MP51_140J	2	2	MP004E-CAL,,/03	1,,2.0uL CS-5/Cal	4-AUG-15 17:38:53
3	MP51_140J	3	3	MP004E-CAL,,/03	1,,2.0uL CS-5/Cal	4-AUG-15 18:12:58
4	MP51_140J	4	4	MP004D-CAL,,/03	1,,2.0uL CS-4	4-AUG-15 18:47:08
5	MP51_140J	5	5	MP004C-CAL,,/03	1,,2.0uL CS-3	4-AUG-15 19:21:15
6	MP51_140J	6	6	MP004B-CAL,,/03	1,,2.0uL CS-2	4-AUG-15 19:55:20
7	MP51_140J	7	7	MP004A-CAL,,/03	1,,2.0uL CS-1/SENS	4-AUG-15 20:29:30
8	MP51_140K	1	8	MP004A-CAL,,/03	1,,2.0uL CS-1/SENS	4-AUG-15 21:30:18
9	MP51_140K	2	9	MP004B-CAL,,/03	1,,2.0uL CS-2	4-AUG-15 22:04:22
10	MP51_140K	3	10	MP004D-CAL,,/03	1,,2.0uL CS-4	4-AUG-15 22:38:29
11	MP51_140K	4	11	MP004H-CAL,,/03	1,,2.0uL CS-8	4-AUG-15 23:12:39
12	MP51_140K	5	12	MP004G-CAL,,/03	1,,2.0uL CS-7	4-AUG-15 23:46:46
13	MP51_140K	6	13	MP004F-CAL,,/03	1,,2.0uL CS-6	5-AUG-15 00:20:51
14	MP51_140K	7	14	Toluene,,	1,,1.0uL	5-AUG-15 00:55:01
15	MP51_140K	8	15	Toluene,,	1,,1.0uL	5-AUG-15 01:29:08
16	MP51_140K	9	16	L23367-12,WI3,	4,WG51828,2.0/800uL	5-AUG-15 02:03:13
17	MP51_140K	10	17	L23367-11,WI3,	4,WG51828,2.0/800uL	5-AUG-15 02:37:23
18	MP51_140K	11	18	L23368-5,WI3,	4,WG51828,2.0/800uL	5-AUG-15 03:11:29
19	MP51_140K	12	19	L23367-18,NI,	20,WG51828,2.0/400uL	5-AUG-15 03:45:35
20	MP51_140K	13	20	L23367-17,NI,	20,WG51828,2.0/400uL	5-AUG-15 04:19:41
21	MP51_140K	14	21	L23368-4,NI,	20,WG51828,2.0/400uL	5-AUG-15 04:53:48
22	MP51_140K	15	22	L23368-3,NI,	20,WG51828,2.0/400uL	5-AUG-15 05:27:54
23	MP51_140K	16	23	MP004E-CAL,,/03	1,,2.0uL CS-5/Cal	5-AUG-15 06:02:01
24	MP51_140L	1	24	MP004E-CAL	1,,2.0uL CS-5/Cal	5-AUG-15 09:41:04

Peak Locate Examination: 4-AUG-2015:17:01 File:MP51_140JCAL
Experiment:MP-DB17MS-1_03 Function:1 Reference:PFK_1668A

Approved JK 04 Aug 2015

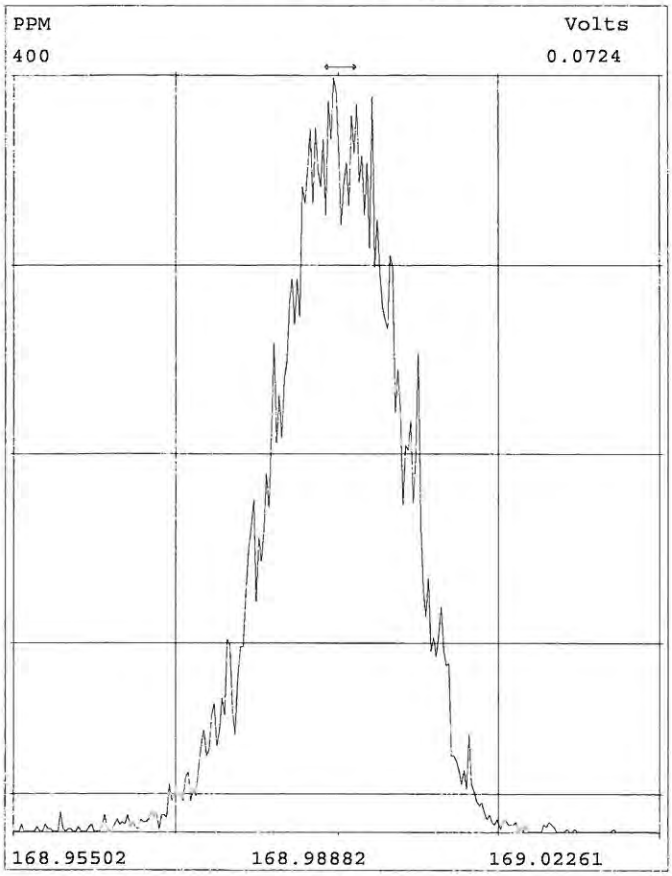

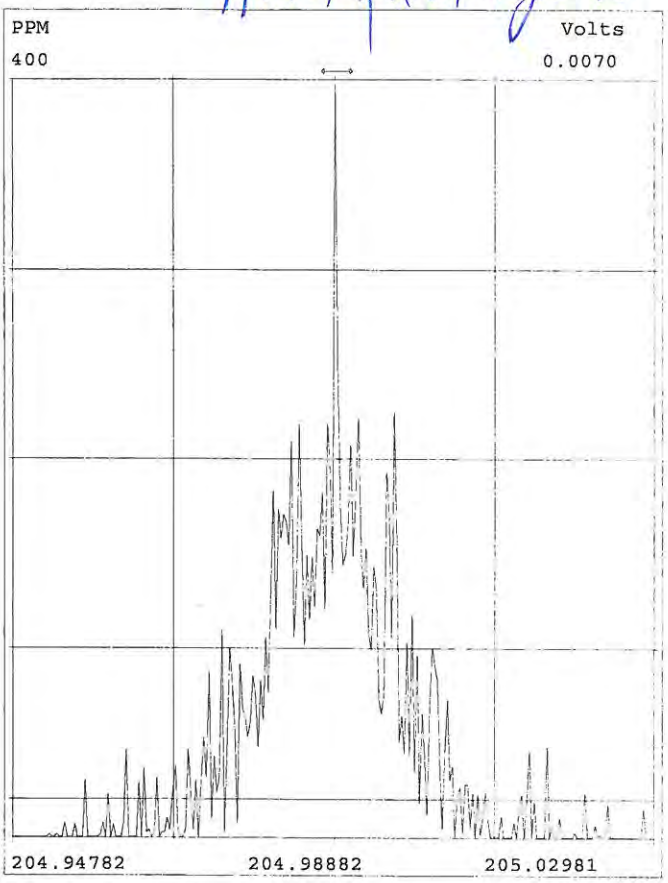

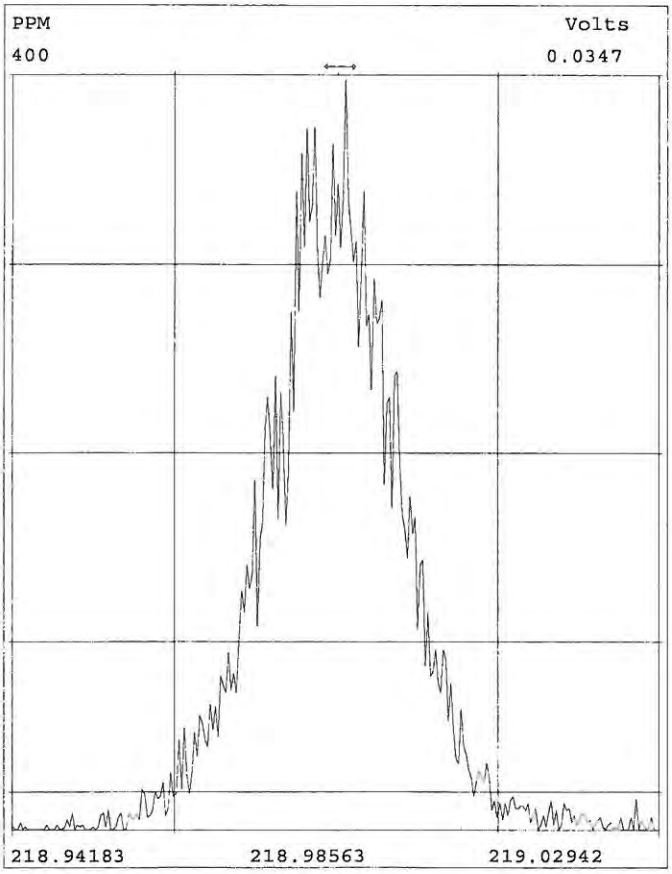

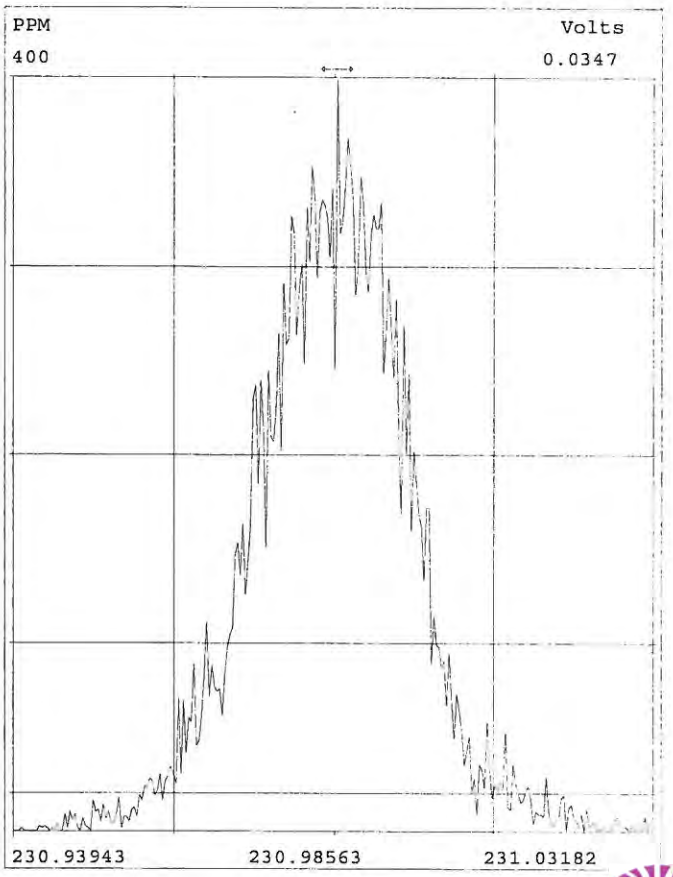

Peak Locate Examination: 4-AUG-2015:17:02 File:MP51_140JCAL
Experiment:MP-DB17MS-1_03 Function:2 Reference:PFK_1668A

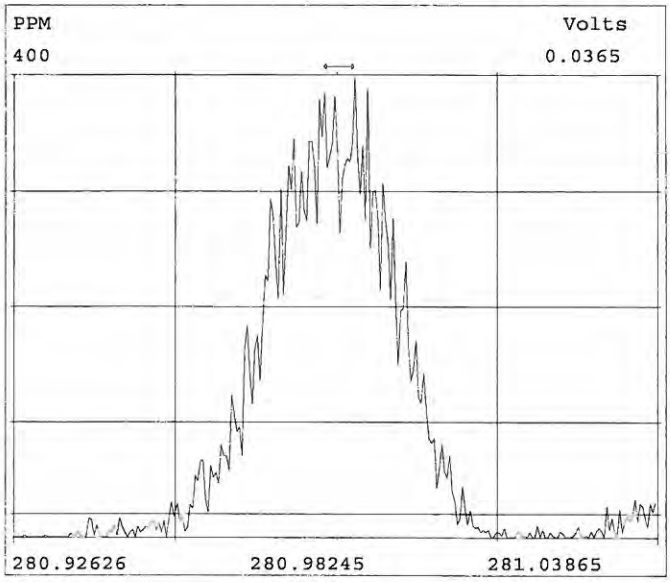

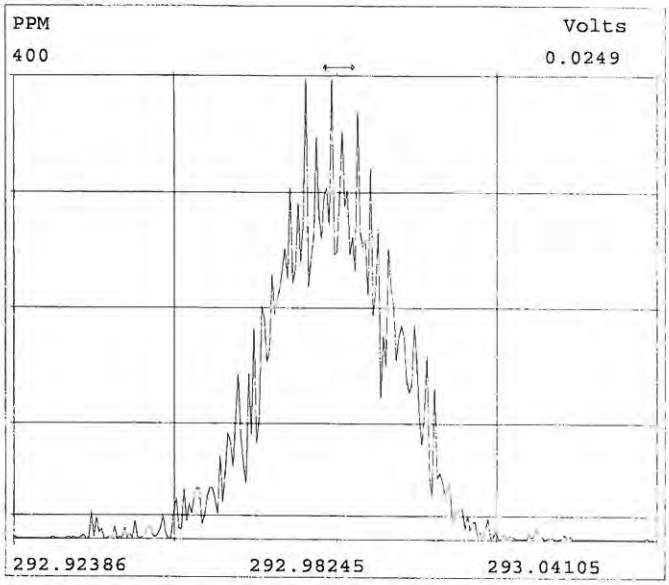

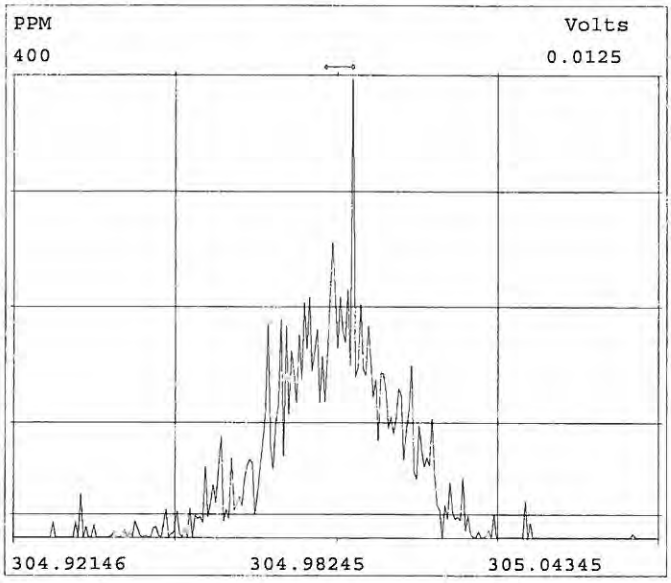

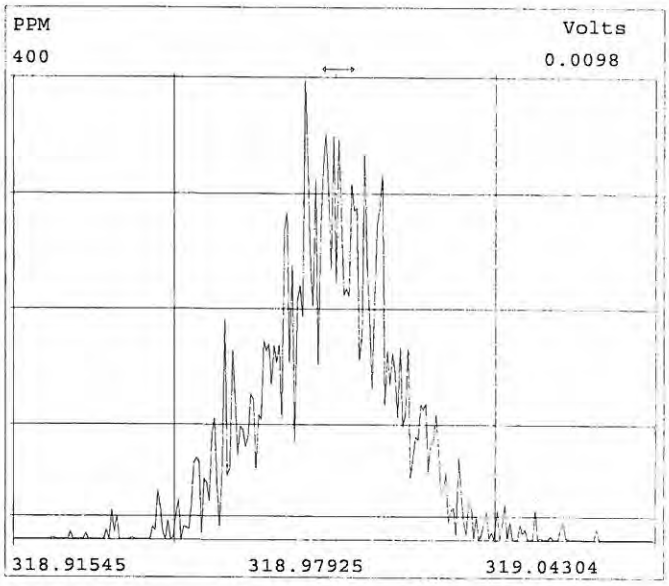

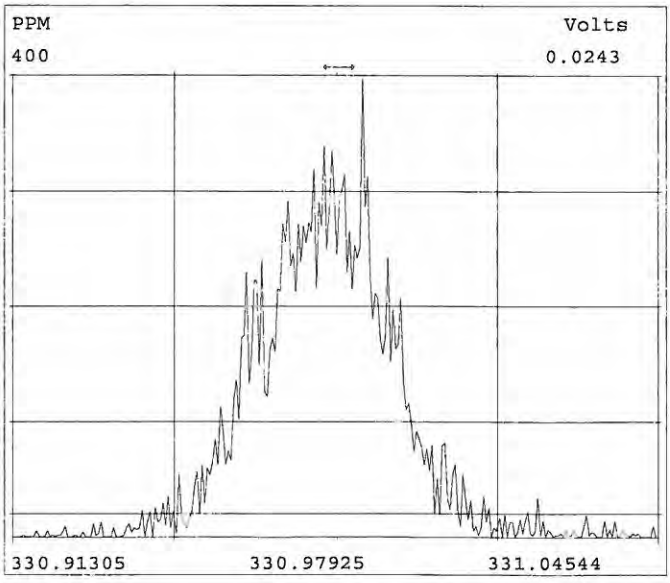

Peak Locate Examination: 4-AUG-2015:17:02 File:MP51_140JCAL
Experiment:MP-DB17MS-1_03 Function:3 Reference:PFK_1668A

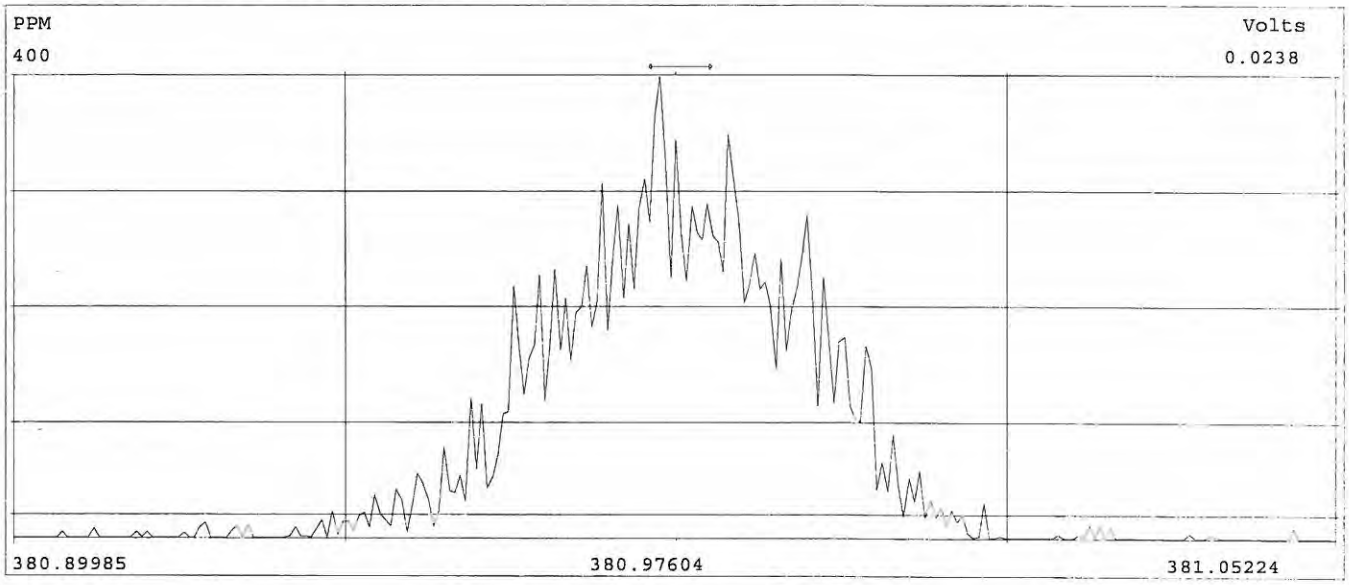

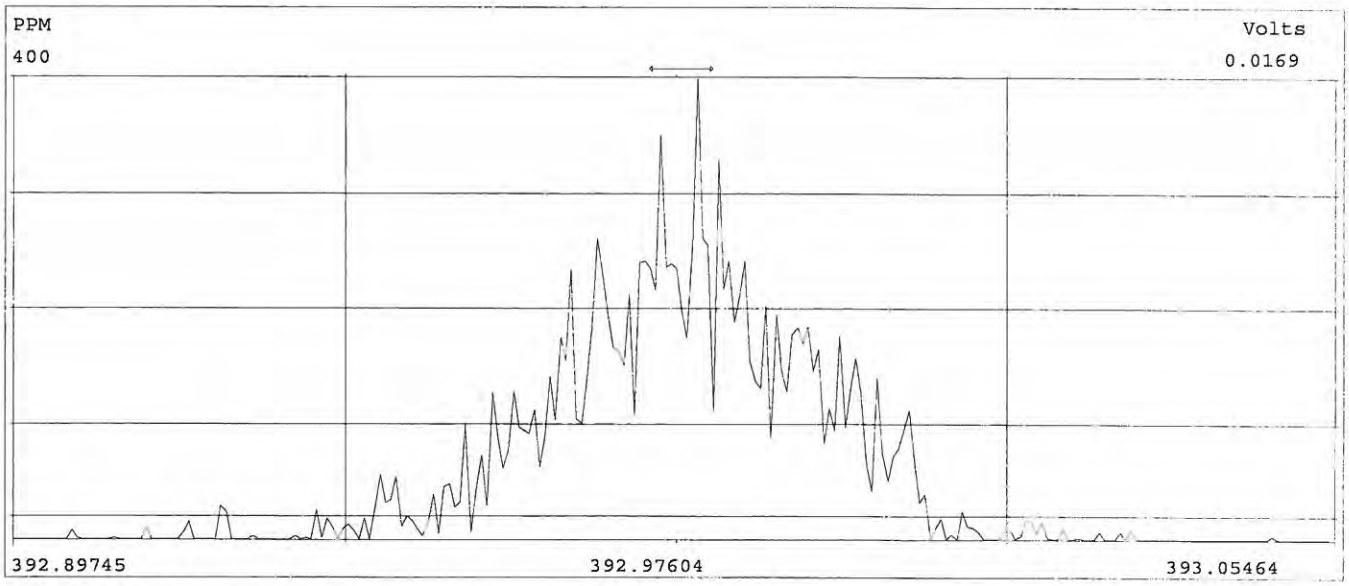

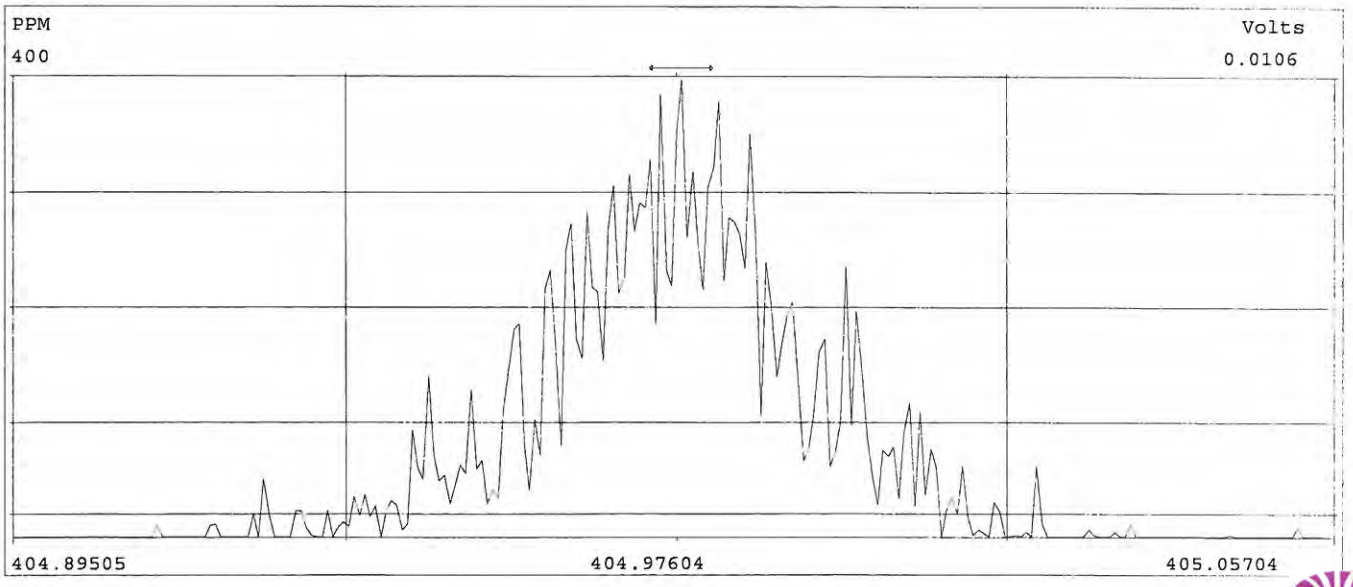

Peak Locate Examination: 4-AUG-2015:17:03 File:MP51_140JCAL
Experiment:MP-DB17MS-1_03 Function:4 Reference:PFK_1668A

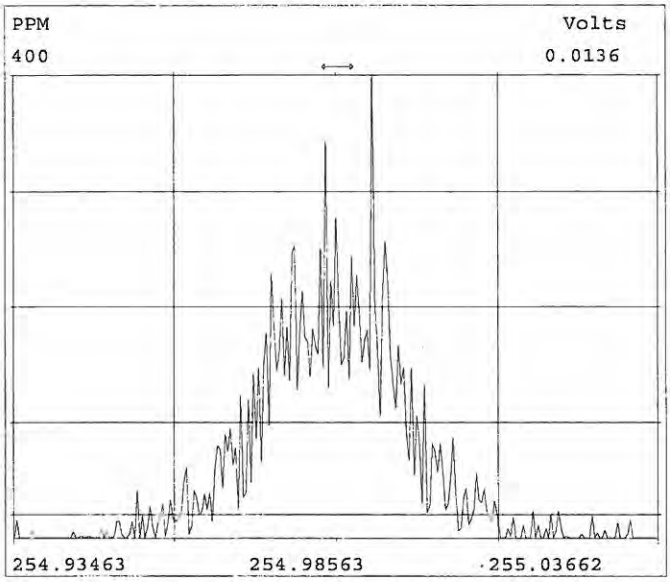

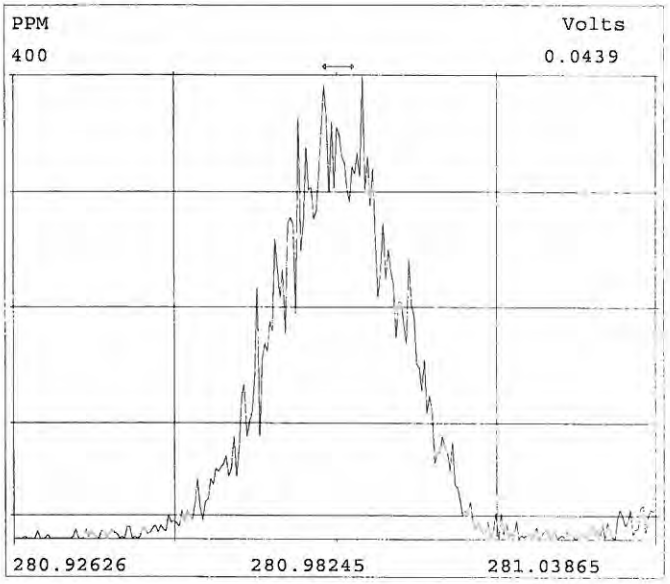

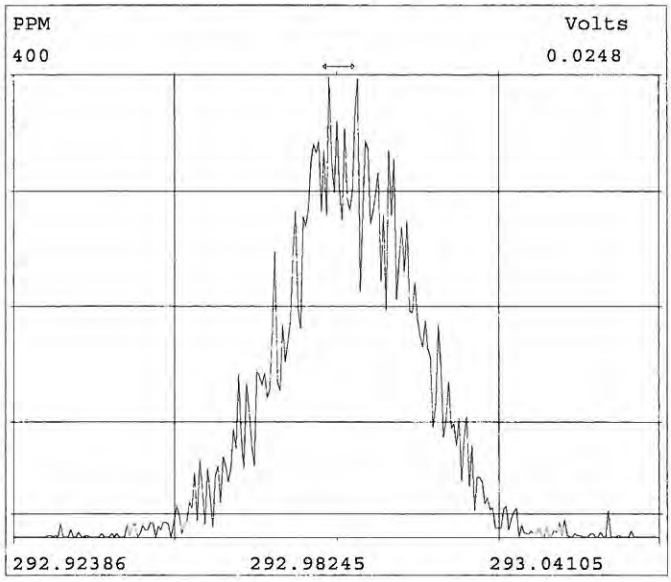

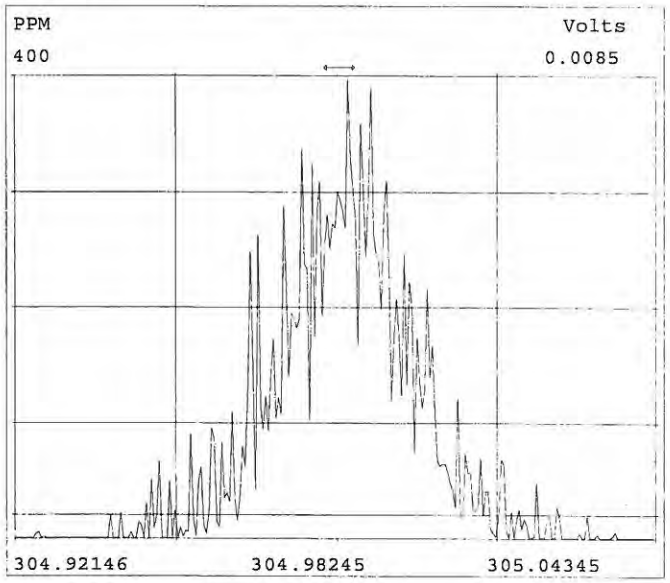

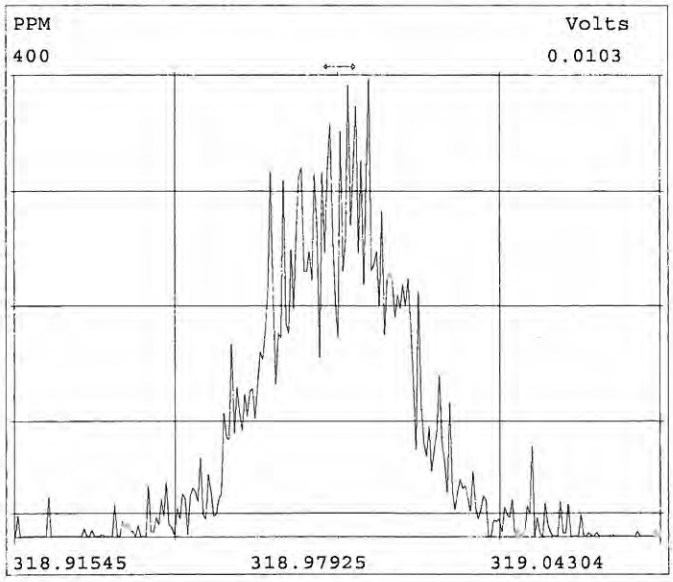

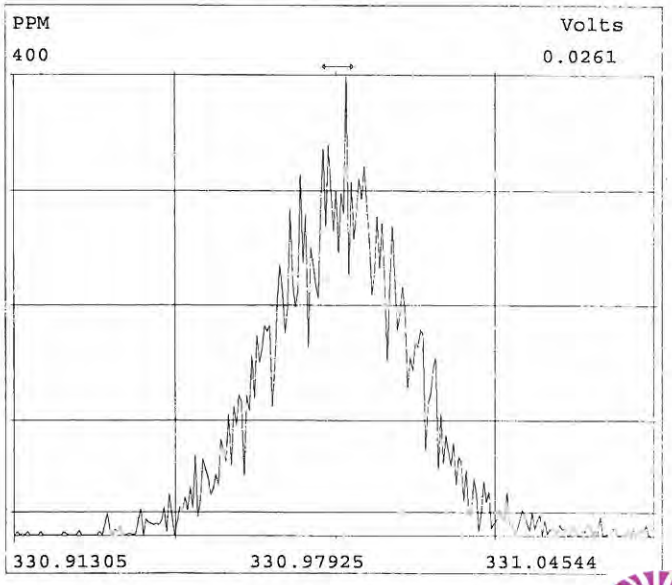

Peak Locate Examination: 4-AUG-2015:17:03 File:MP51_140JCAL
Experiment:MP-DB17MS-1_03 Function:5 Reference:PFK_1668A

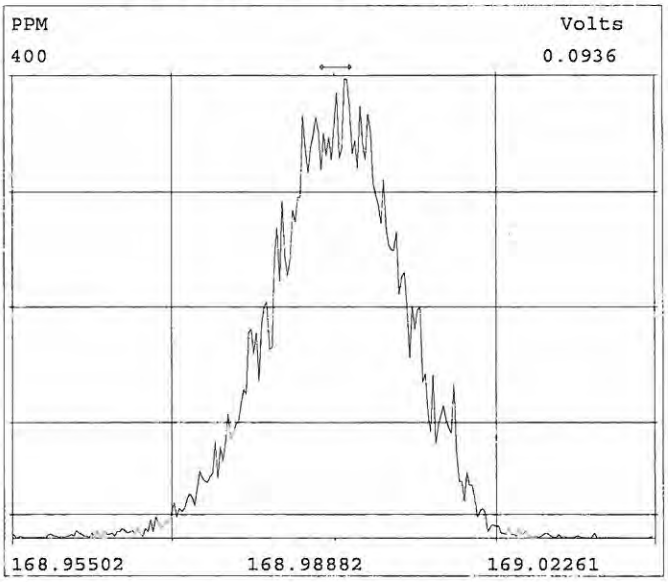

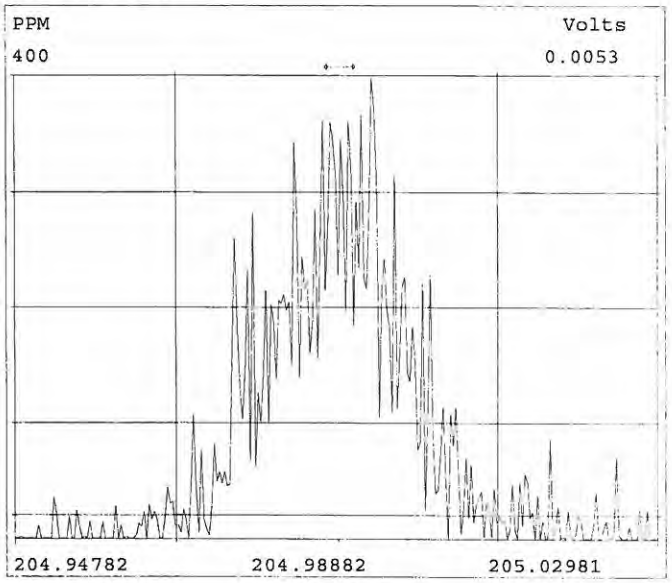

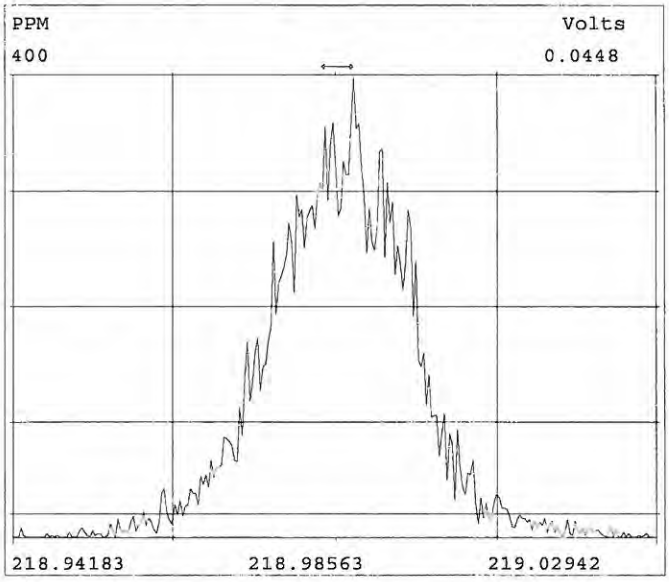

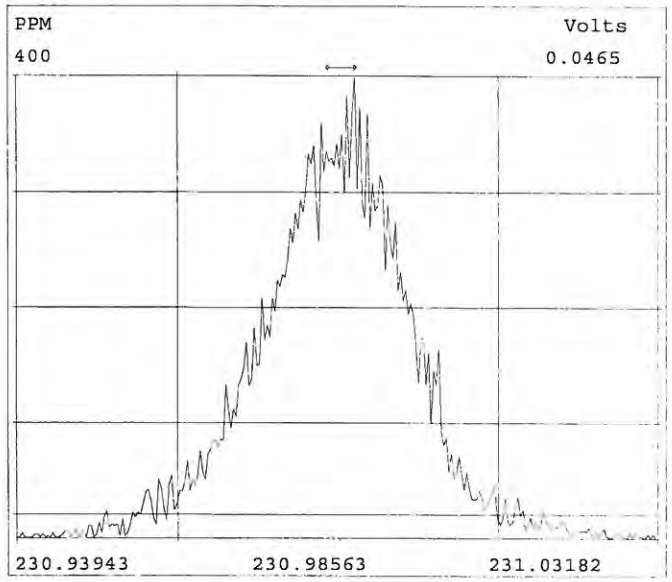

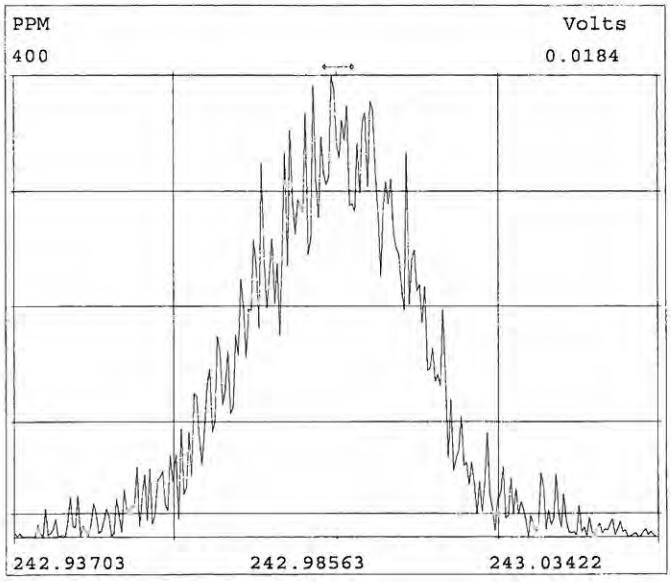

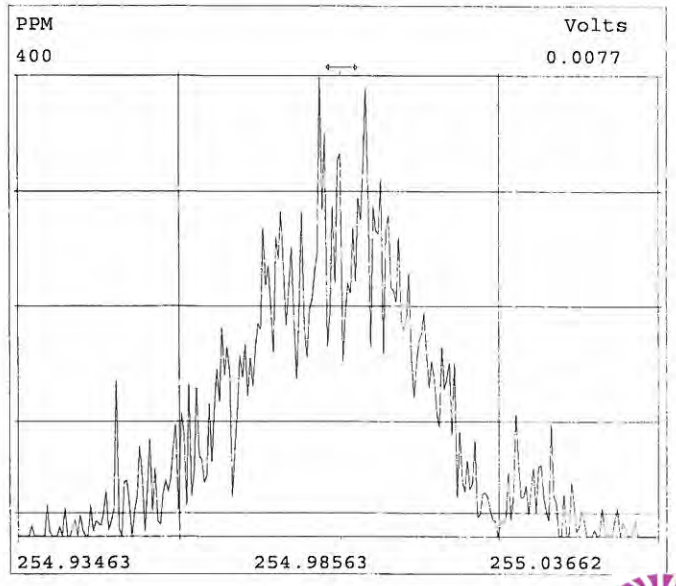

Peak Locate Examination: 4-AUG-2015:17:04 File:MP51_140JCAL
Experiment:MP-DB17MS-1_03 Function:6 Reference:PFK_1668A

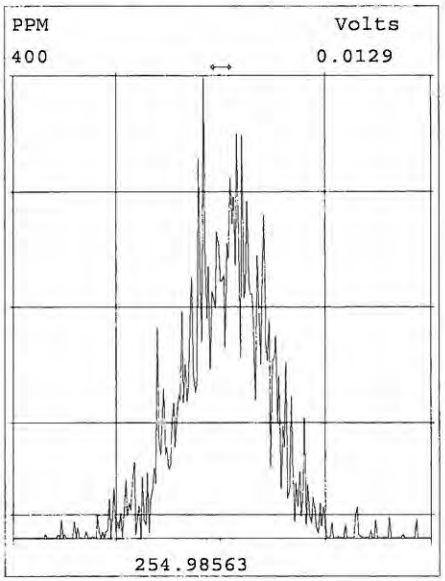

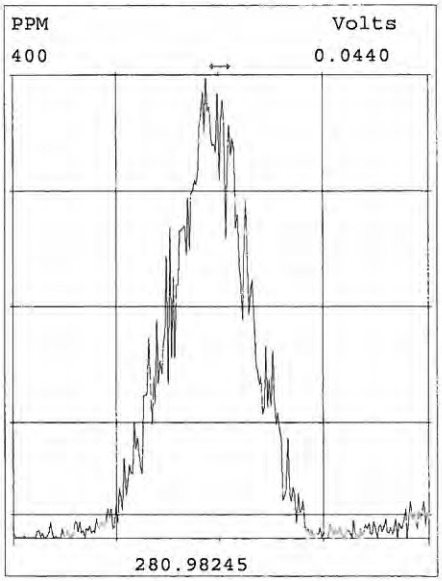

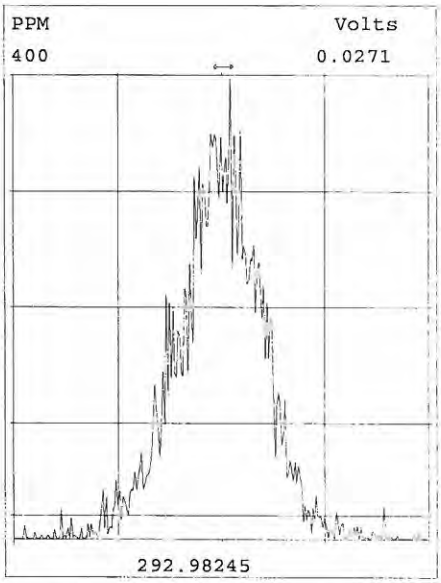

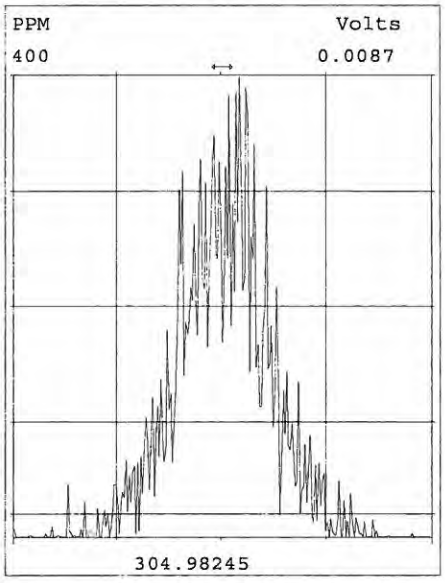

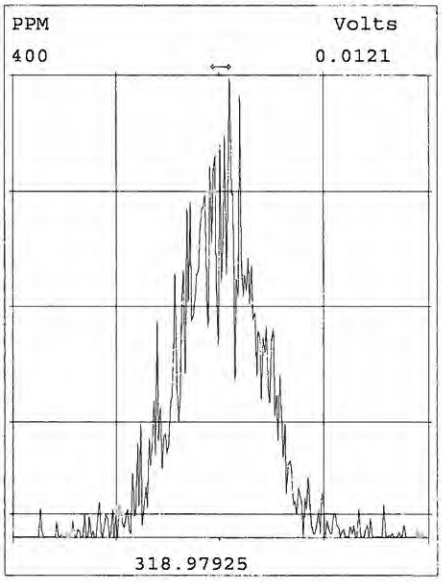

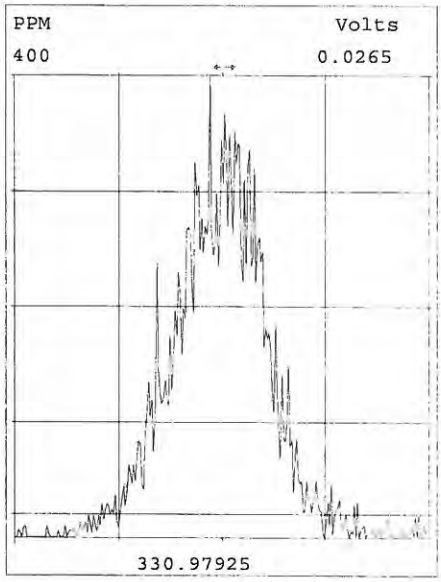

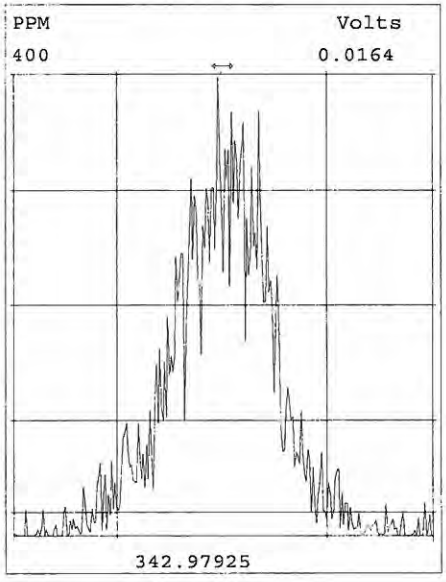

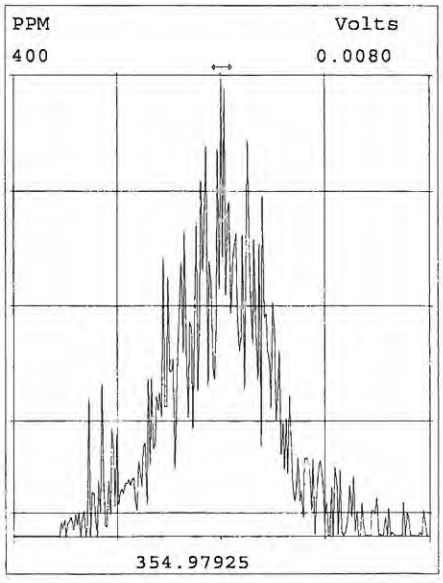

Peak Locate Examination: 5-AUG-2015:08:25 File:MP51_140KCAL2_140LCAL
Experiment:MP-DB17MS-1_03 Function:1 Reference:PFK_1668A

approved by m
05aug2015

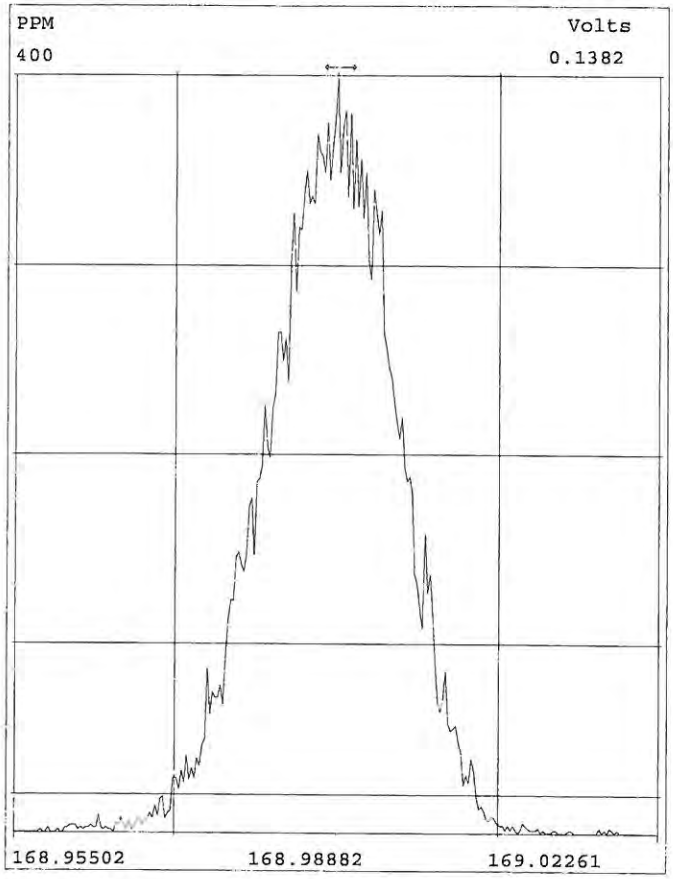

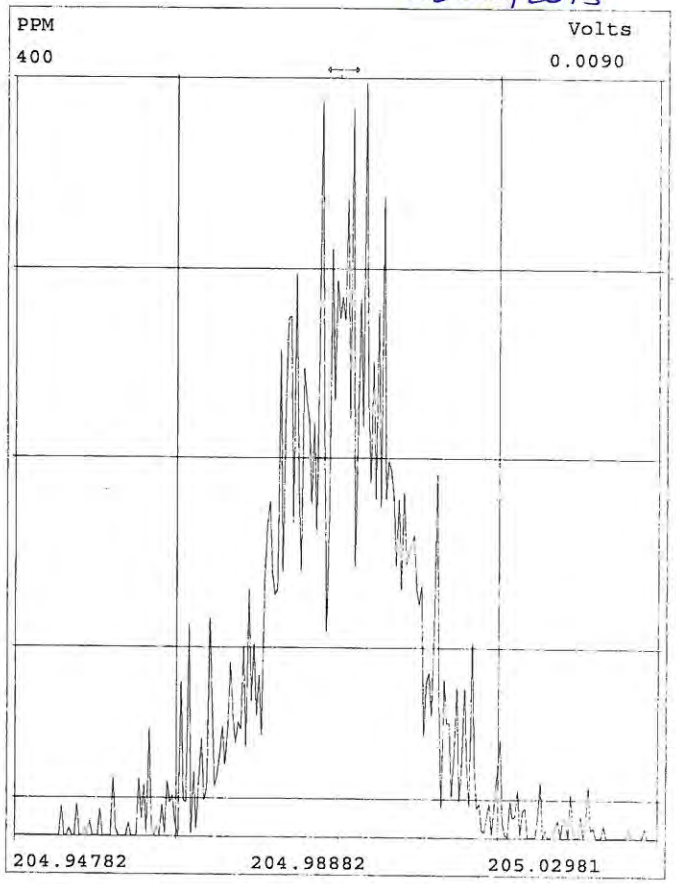

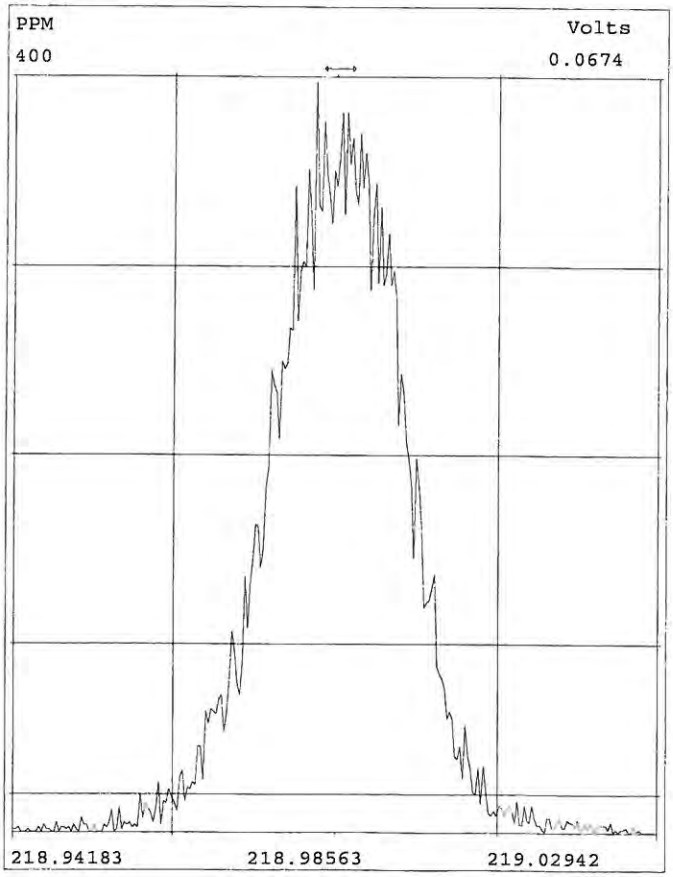

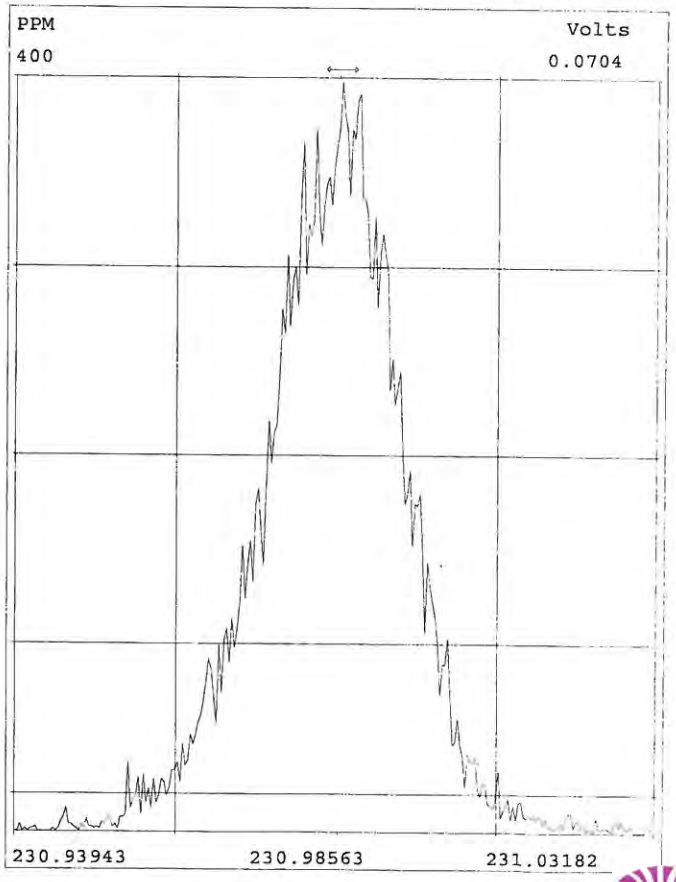

Peak Locate Examination: 5-AUG-2015:08:26 File:MP51_140KCAL2_140LCAL
Experiment:MP-DB17MS-1_03 Function:2 Reference:PFK_1668A

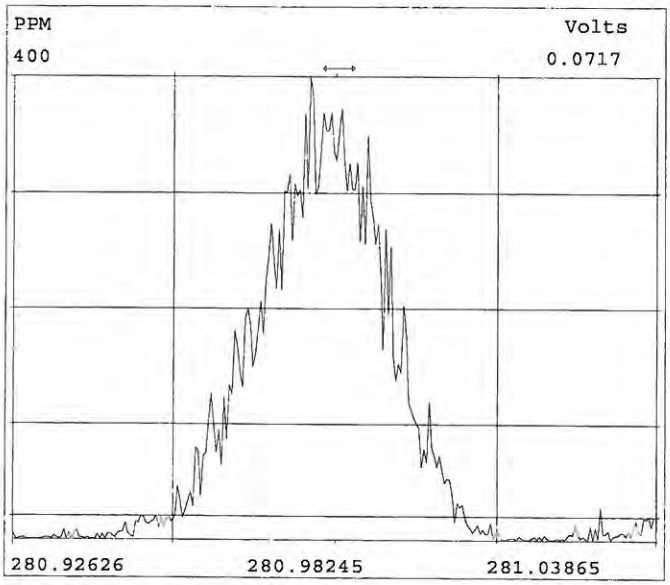

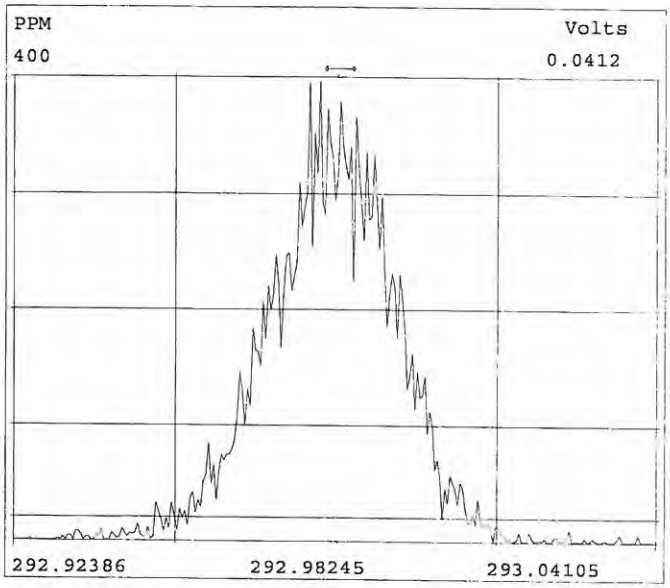

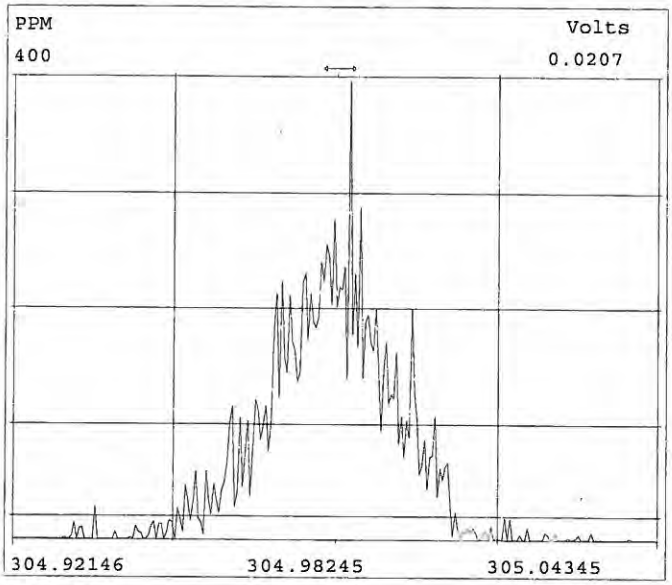

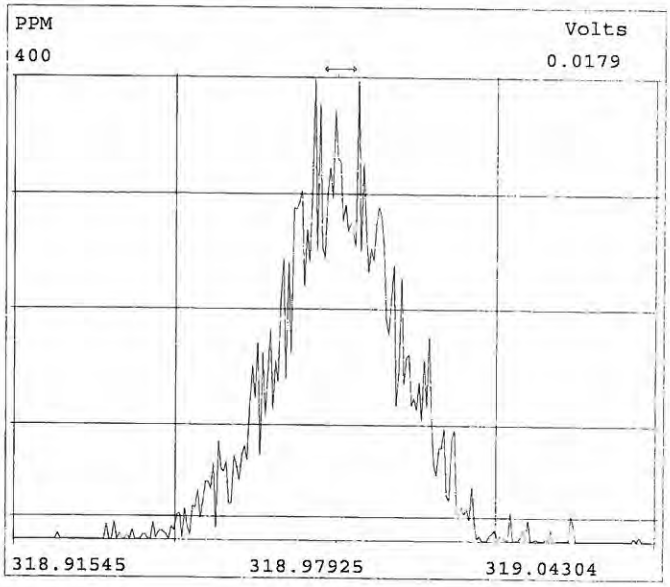

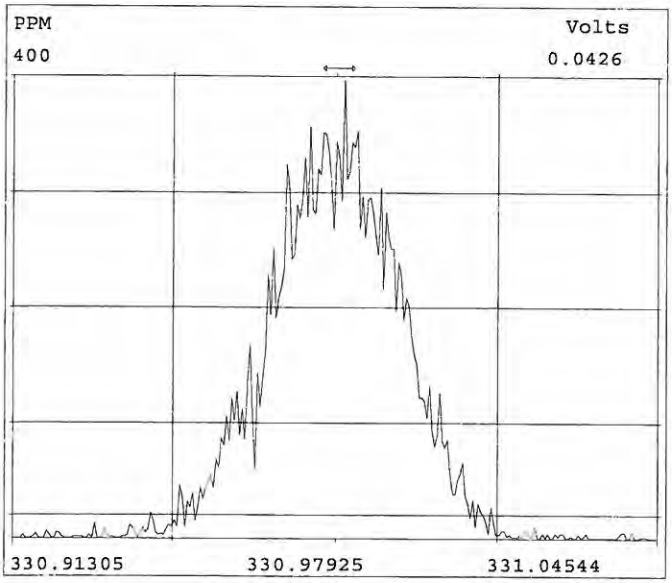

Peak Locate Examination: 5-AUG-2015:08:27 File:MP51_140KCAL2_140LCAL
Experiment:MP-DB17MS-1_03 Function:3 Reference:PFK_1668A

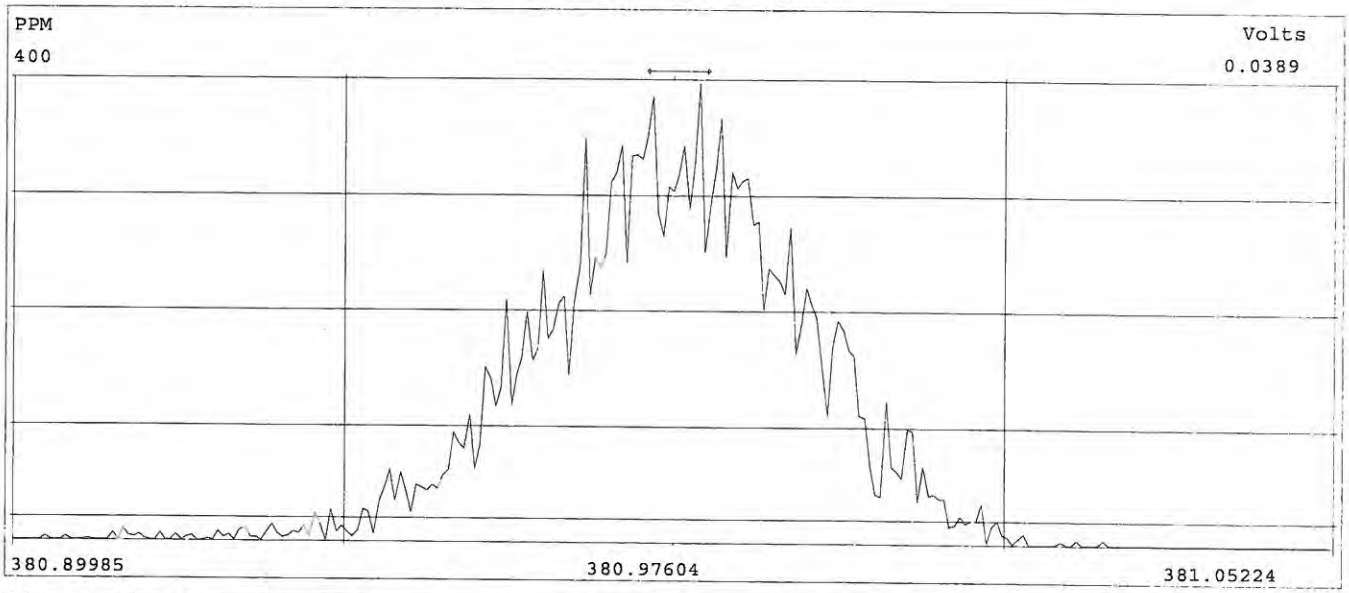

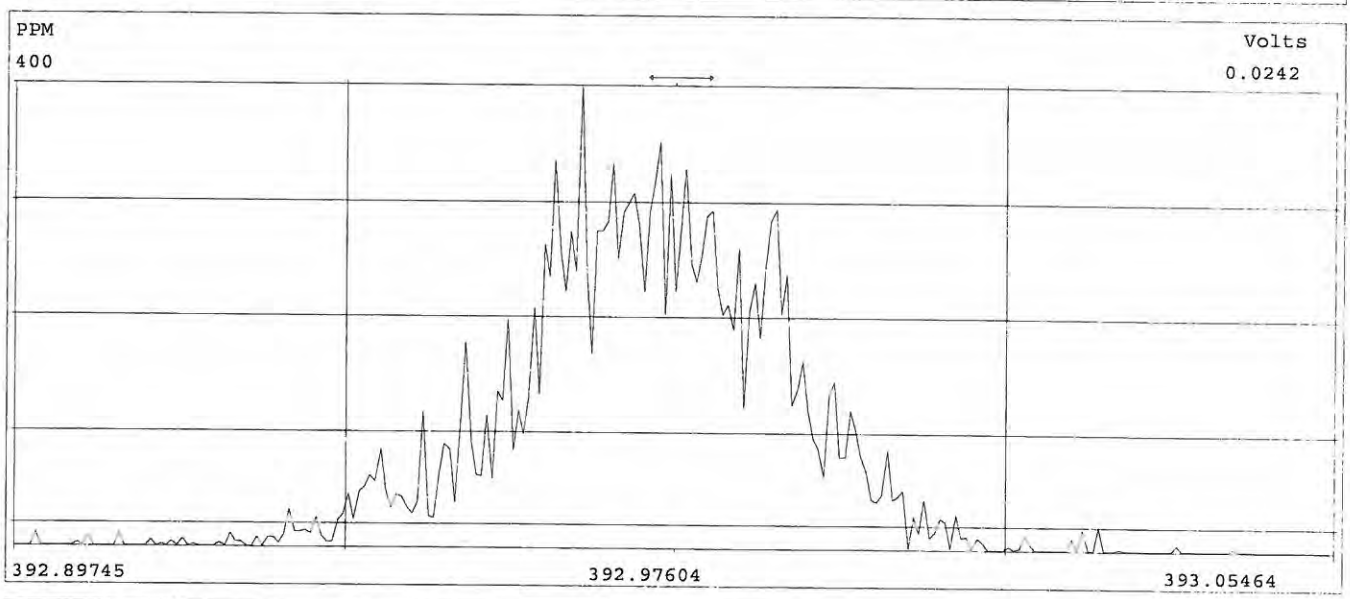

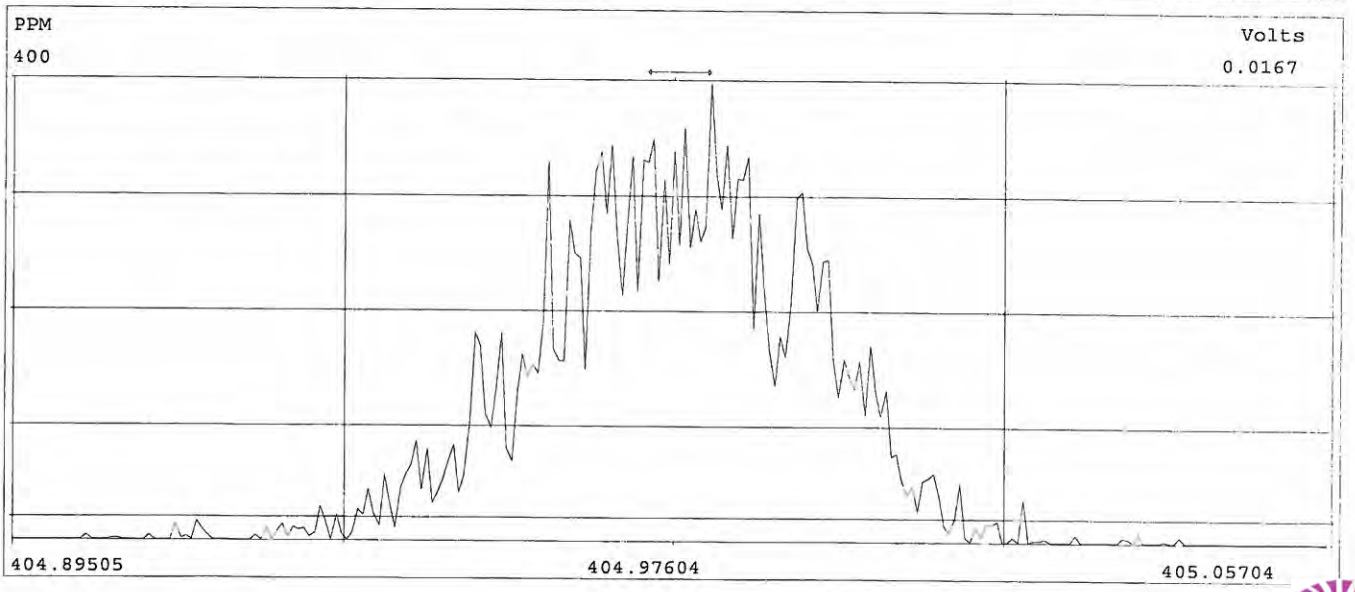

Peak Locate Examination: 5-AUG-2015:08:28 File:MP51_140KCAL2_140LCAL
Experiment:MP-DB17MS-1_03 Function:4 Reference:PFK_1668A

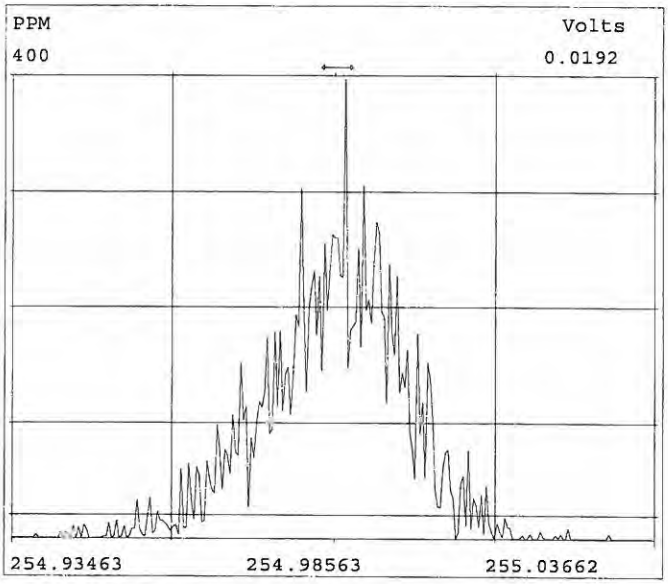

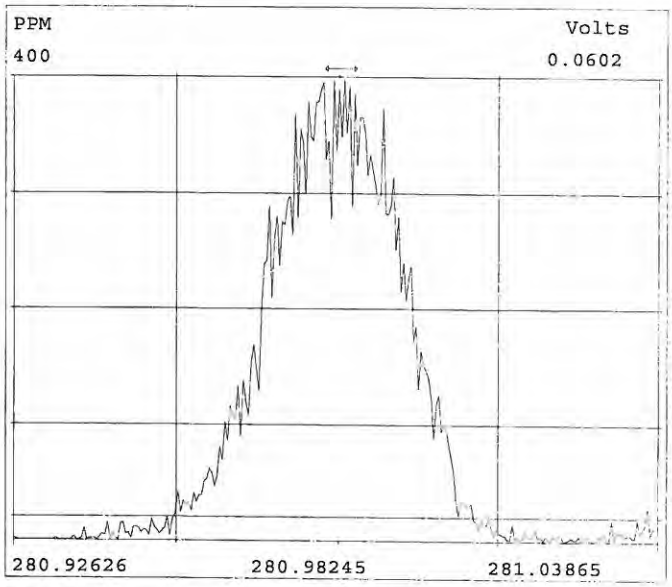

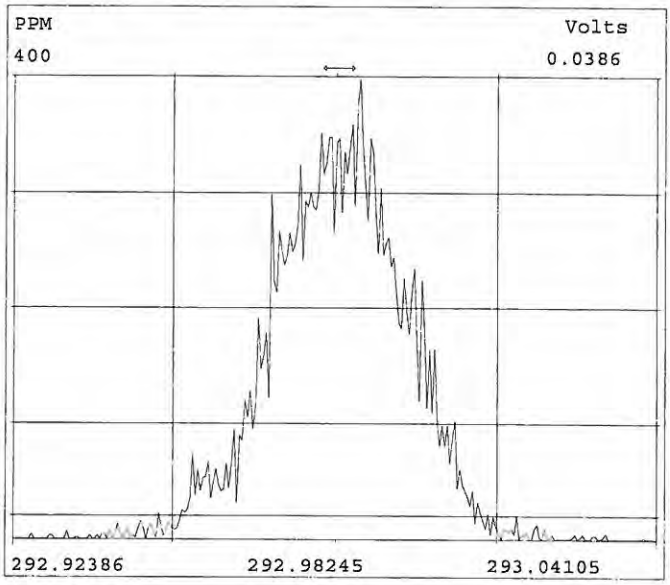

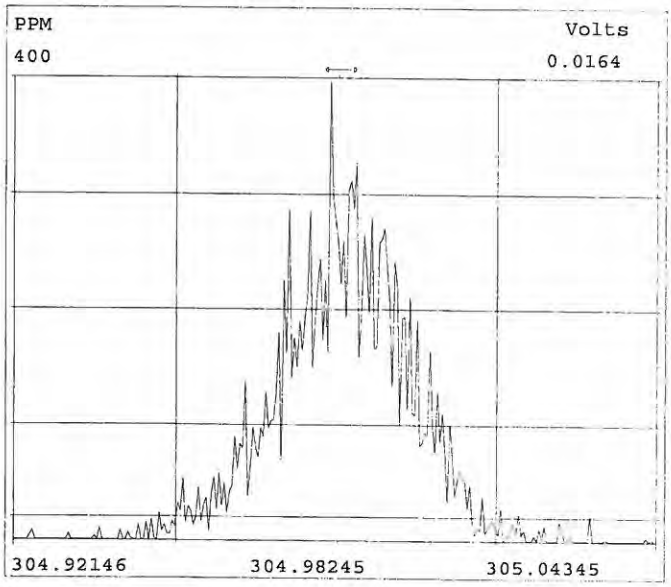

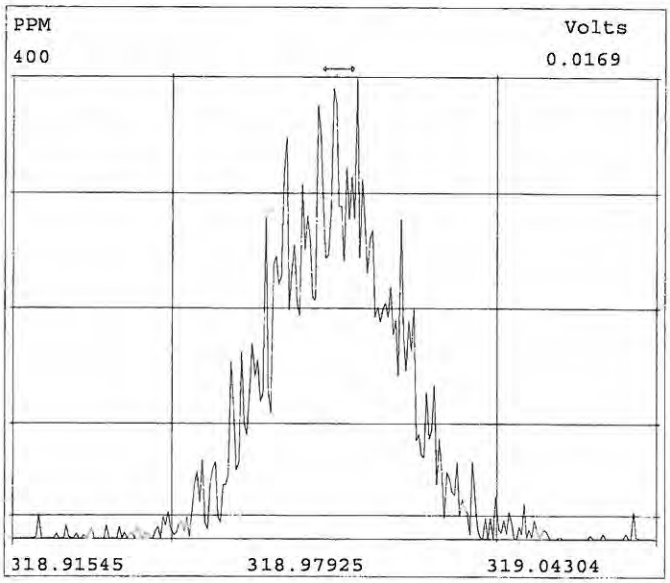

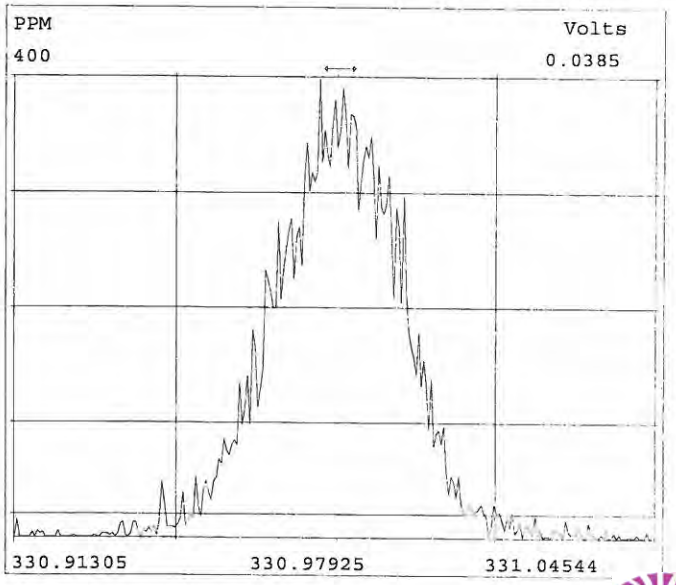

Peak Locate Examination: 5-AUG-2015:08:30 File:MP51_140KCAL2_140LCAL
Experiment:MP-DB17MS-1_03 Function:5 Reference:PFK_1668A

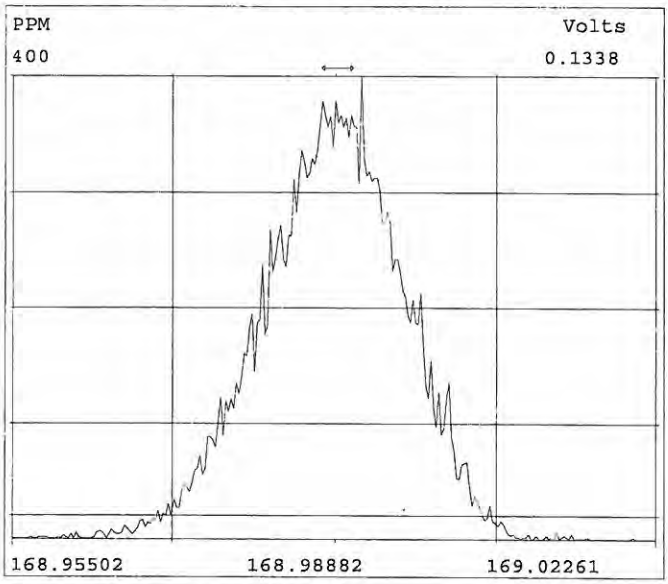

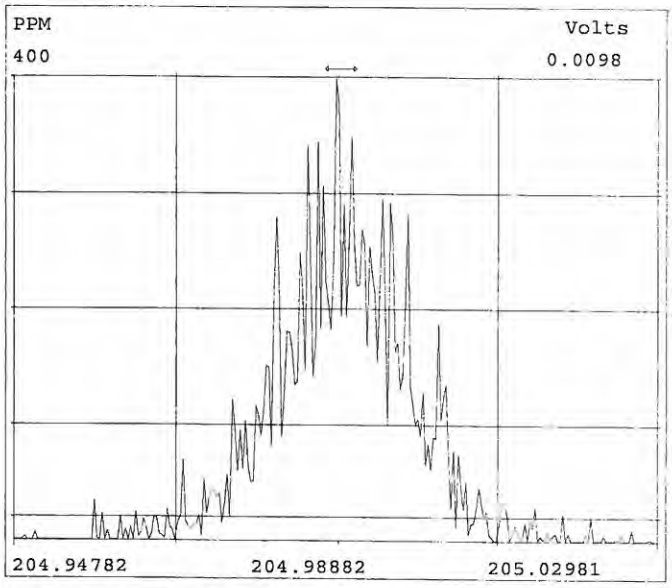

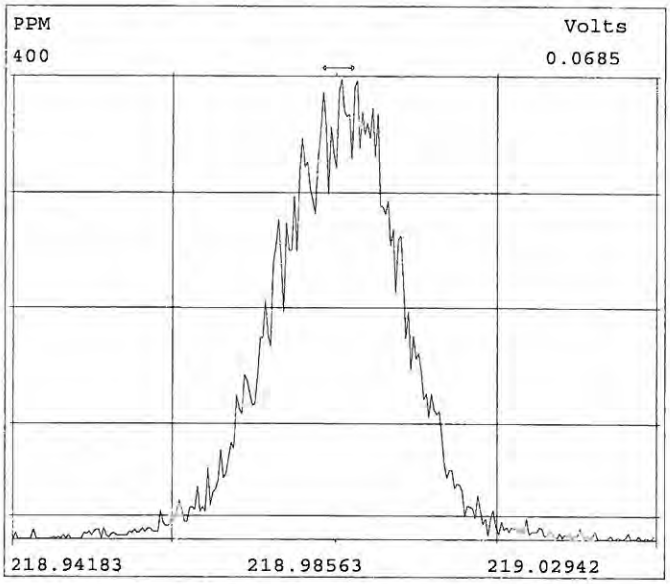

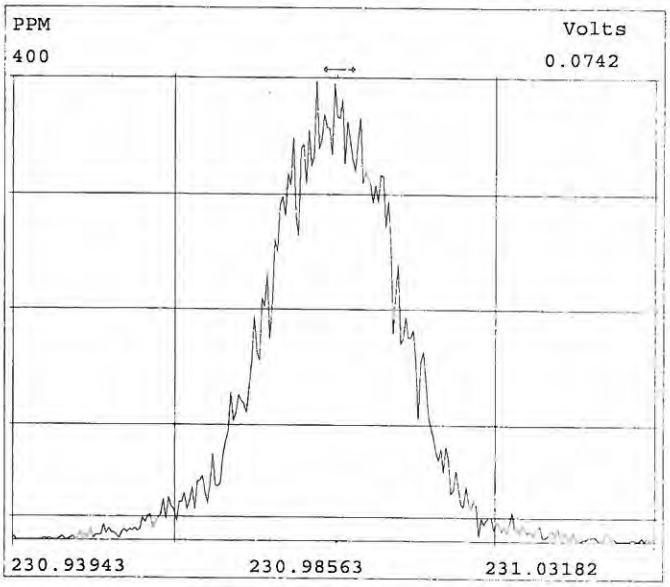

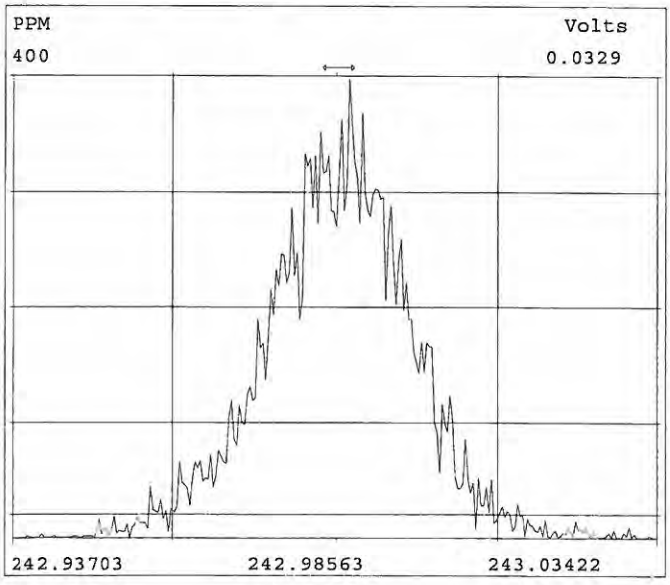

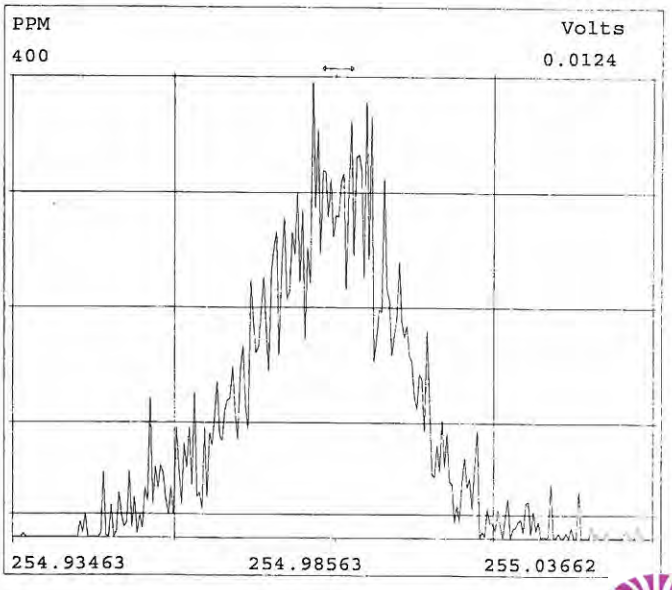

Peak Locate Examination: 5-AUG-2015:08:30 File:MP51_140KCAL2_140LCAL
Experiment:MP-DB17MS-1_03 Function:6 Reference:PFK_1668A

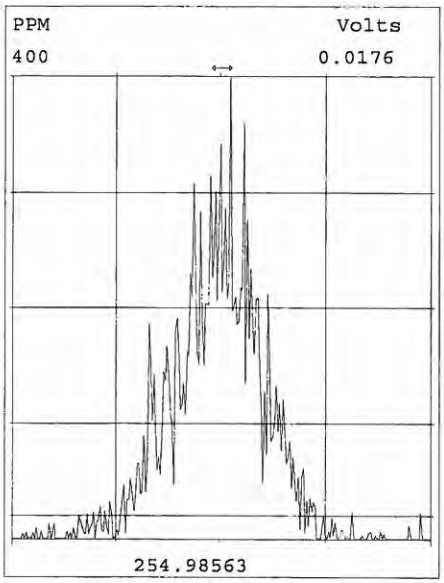

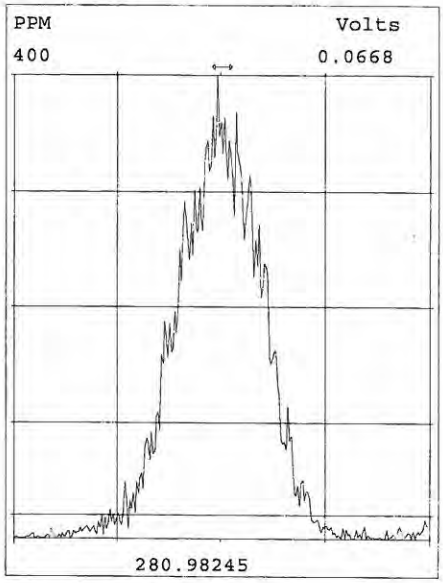

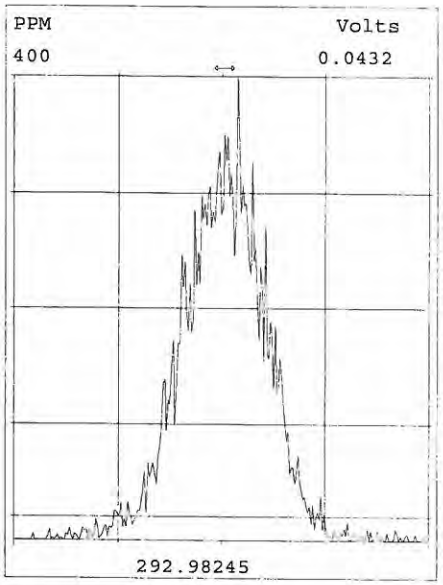

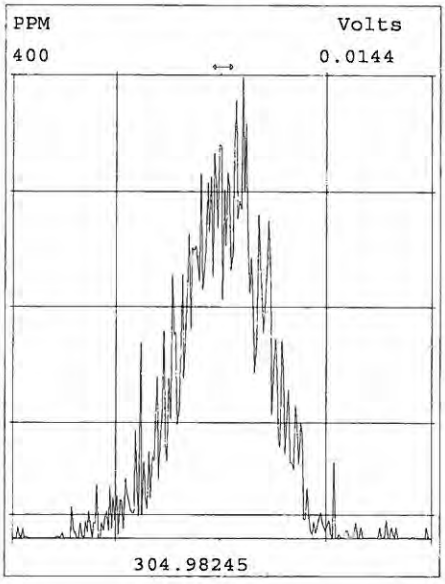

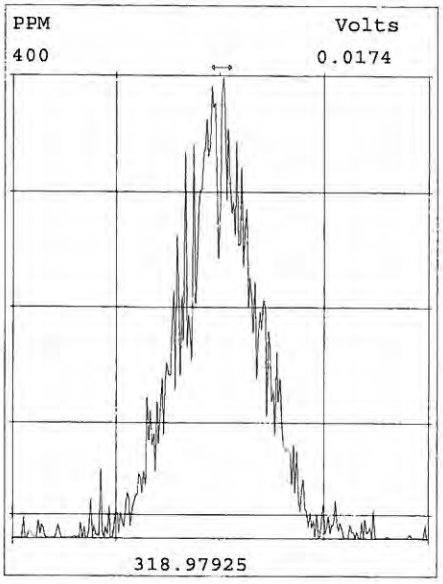

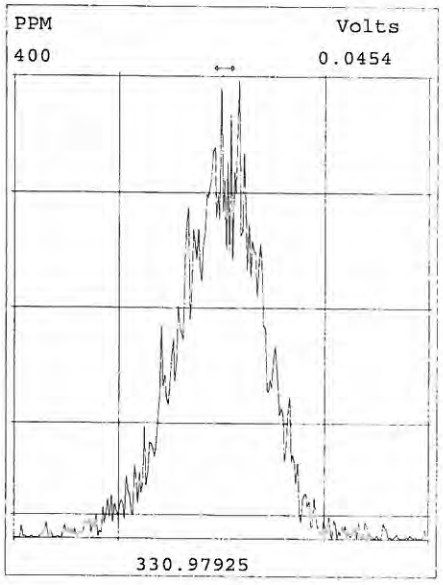

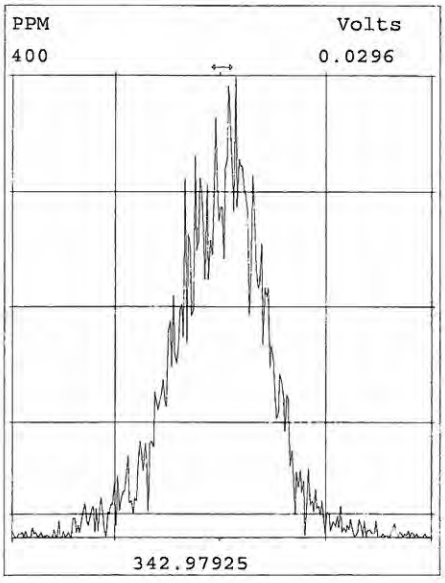

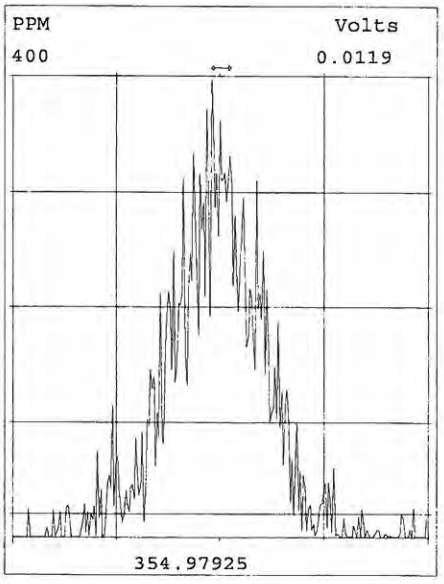

OPUSquan 7-AUG-2015 Page 1 MP51_140J-8A

c/q	Data Area	Data File	S	I	AnalyteTable	Factr #1	Factr #2	Size	HC	Sample Text	Comments	Done
1	c	STEM-DEFAULT	MP51_140K	1	1	MP-DB17-C06	0.0500	1.0000	1.000000	y	MP004A-CAL,,»	1,,2.0uL CS-1/SE»	y
2	c	STEM-DEFAULT	MP51_140K	2	1	MP-DB17-C06	0.1000	1.0000	1.000000	y	MP004B-CAL,,»	1,,2.0uL CS-2	y
3	c	STEM-DEFAULT	MP51_140J	5	1	MP-DB17-C06	0.2000	1.0000	1.000000	y	MP004C-CAL,,»	1,,2.0uL CS-3	y
4	c	STEM-DEFAULT	MP51_140K	3	1	MP-DB17-C06	1.0000	1.0000	1.000000	y	MP004D-CAL,,»	1,,2.0uL CS-4	y
5	c	STEM-DEFAULT	MP51_140J	3	1	MP-DB17-C06	10.0000	1.0000	1.000000	y	MP004E-CAL,,»	1,,2.0uL CS-5/Cal	y
6	c	STEM-DEFAULT	MP51_140K	6	1	MP-DB17-C06	50.0000	1.0000	1.000000	y	MP004F-CAL,,»	1,,2.0uL CS-6	y
7	c	STEM-DEFAULT	MP51_140K	5	1	MP-DB17-C06	100.0000	1.0000	1.000000	y	MP004G-CAL,,»	1,,2.0uL CS-7	y
8	c	STEM-DEFAULT	MP51_140K	4	1	MP-DB17-C06	200.0000	1.0000	1.000000	y	MP004H-CAL,,»	1,,2.0uL CS-8	y

AXYS METHOD MLA-905 Rev 01

Form 3A
INITIAL CALIBRATION RELATIVE RESPONSES

AXYS ANALYTICAL SERVICES
2045 MILLS RD., SIDNEY, B.C., CANADA
V8L 5X2 TEL (250) 655-5800 FAX (250) 655-5811

Initial Calibration Date: 04-Aug-2015

Instrument ID: HR GC/MS

GC Column ID: DB17-MS

CS0 Data Filename: N/A

CS1 Data Filename: MP51_140K S: 1

CS2 Data Filename: MP51_140K S: 2

CS3 Data Filename: MP51_140J S: 5

CS4 Data Filename: MP51_140K S: 3

CS5 Data Filename: MP51_140J S: 3

CS6 Data Filename: MP51_140K S: 6

		RELATIVE RESPONSE (RR)								
COMPOUND	**LAB FLAG [1]**	**CS0**	**CS1**	**CS2**	**CS3**	**CS4**	**CS5**	**CS6**	**MEAN RR**	**CV (%RSD)[2]**
3-OH-Chrysene			0.93	0.79	0.79	0.76	0.70	0.71	0.78	10.6
3-OH-Benzo[a]pyrene			0.60	0.51	0.59	0.61	0.58	0.62	0.58	6.60
9-OH-Benzo[a]pyrene			0.35	0.39	0.50	0.44	0.46	0.50	0.44	13.8
3-OH-Benz[a]anthracene			0.77	0.83	0.95	0.90	0.93	0.99	0.89	8.80

(1) Where applicable, custom lab flags have been used on this report.
(2) QC limit is 25% RSD.

These data are validated and reported as accurate and in accord with AXYS Analytical Services Ltd. ISO17025 compliant quality assurance processes.
Signed: _____Million Woudneh_____

For Axys Internal Use Only [XSL Template: Form3A.xsl; Created: 18-Aug-2015 09:40:38; Application: XMLTransformer-1.14.15;
Report Filename: GENERIC-SPECS_Pest_04-Aug-2015_MP51__Form3A_GS60435.html; Workgroup: WG51889; Design ID: 2302]

AXYS METHOD MLA-905 Rev 01

Form 3B
INITIAL CALIBRATION RELATIVE RESPONSES

AXYS ANALYTICAL SERVICES
2045 MILLS RD., SIDNEY, B.C., CANADA
V8L 5X2 TEL (250) 655-5800 FAX (250) 655-5811

Initial Calibration Date: 04-Aug-2015

Instrument ID: HR GC/MS

GC Column ID: DB17-MS

CS0 Data Filename: N/A

CS1 Data Filename: MP51_140K S: 1

CS2 Data Filename: MP51_140K S: 2

CS3 Data Filename: MP51_140J S: 5

CS4 Data Filename: MP51_140K S: 3

CS5 Data Filename: MP51_140J S: 3

CS6 Data Filename: MP51_140K S: 6

		RELATIVE RESPONSE (RR)								
LABELED COMPOUND	**LAB FLAG [1]**	**CS0**	**CS1**	**CS2**	**CS3**	**CS4**	**CS5**	**CS6**	**MEAN RR**	**CV (%RSD)[2]**
13C6-3-OH-Chrysene			2.60	2.64	2.60	2.74	2.39	2.81	2.63	5.42
13C6-1-OH-Benz[a]anthracene			2.66	2.56	2.51	2.68	2.29	2.71	2.57	6.00
d11-3-OH-Benzo[a]pyrene			1.44	1.62	1.62	1.59	1.41	1.72	1.56	7.69

(1) Where applicable, custom lab flags have been used on this report.
(2) QC limit is 35% for labeled compounds.

These data are validated and reported as accurate and in accord with AXYS Analytical Services Ltd. ISO17025 compliant quality assurance processes.

Signed: _____Million Woudneh_____

For Axys Internal Use Only [XSL Template: Form3B.xsl; Created: 18-Aug-2015 09:40:38; Application: XMLTransformer-1.14.15;
Report Filename: GENERIC-SPECS_Pest_04-Aug-2015_MP51__Form3B_GS60435.html; Workgroup: WG51889; Design ID: 2302]

AXYS METHOD MLA-905 Rev 01

Form 3C
INITIAL CALIBRATION ION ABUNDANCE RATIOS

AXYS ANALYTICAL SERVICES
2045 MILLS RD., SIDNEY, B.C., CANADA
V8L 5X2 TEL (250) 655-5800 FAX (250) 655-5811

Initial Calibration Date: 04-Aug-2015

Instrument ID: HR GC/MS

GC Column ID: DB17-MS

CS0 Data Filename: N/A
CS1 Data Filename: MP51_140K S: 1
CS2 Data Filename: MP51_140K S: 2
CS3 Data Filename: MP51_140J S: 5
CS4 Data Filename: MP51_140K S: 3
CS5 Data Filename: MP51_140J S: 3
CS6 Data Filename: MP51_140K S: 6

COMPOUND	LAB FLAG [1]	M/Z's FORMING RATIO	ION ABUNDANCE RATIO CS0	CS1	CS2	CS3	CS4	CS5	CS6	QC LIMITS[2]
3-OH-Chrysene		**316/301**		2.18	2.46	2.98	2.97	3.02	2.97	1.80-3.73
3-OH-Benzo[a]pyrene		**340/325**		6.03	6.22	8.22	8.38	8.92	8.44	5.01-10.4
9-OH-Benzo[a]pyrene		**340/325**		8.00	9.12	11.1	11.6	12.1	11.2	6.83-14.2
3-OH-Benz[a]anthracene		**316/301**		3.00	2.98	3.30	3.23	3.26	3.17	2.05-4.26

(1) Where applicable, custom lab flags have been used on this report.
(2) QC limits are +/- 20% of the theoretical ion ratios for calibration standards CS2 to CS5, and +/- 50% for calibration standard CS1.

These data are validated and reported as accurate and in accord with AXYS Analytical Services Ltd. ISO17025 compliant quality assurance processes.
Signed: _____Million Woudneh_____

For Axys Internal Use Only [XSL Template: Form3C.xsl; Created: 18-Aug-2015 09:40:38; Application: XMLTransformer-1.14.15;
Report Filename: GENERIC-SPECS_Pest_04-Aug-2015_MP51__Form3C_GS60435.html; Workgroup: WG51889; Design ID: 2302]

AXYS METHOD MLA-905 Rev 01

Form 3D
INITIAL CALIBRATION ION ABUNDANCE RATIOS

AXYS ANALYTICAL SERVICES
2045 MILLS RD., SIDNEY, B.C., CANADA
V8L 5X2 TEL (250) 655-5800 FAX (250) 655-5811

Initial Calibration Date: 04-Aug-2015

Instrument ID: HR GC/MS

GC Column ID: DB17-MS

CS0 Data Filename: N/A

CS1 Data Filename: MP51_140K S: 1

CS2 Data Filename: MP51_140K S: 2

CS3 Data Filename: MP51_140J S: 5

CS4 Data Filename: MP51_140K S: 3

CS5 Data Filename: MP51_140J S: 3

CS6 Data Filename: MP51_140K S: 6

LABELED COMPOUND	LAB FLAG[1]	M/Z's FORMING RATIO	ION ABUNDANCE RATIO CS0	CS1	CS2	CS3	CS4	CS5	CS6	QC LIMITS[2]
13C6-3-OH-Chrysene		**322/307**		2.96	2.98	3.05	2.97	3.03	2.98	1.95-4.04
13C6-1-OH-Benz[a]anthracene		**322/307**		3.56	3.61	3.67	3.63	3.67	3.54	2.35-4.88
d11-3-OH-Benzo[a]pyrene		**351/336**		10.3	10.3	10.6	10.4	10.6	10.2	6.75-14.0

(1) Where applicable, custom lab flags have been used on this report.

These data are validated and reported as accurate and in accord with AXYS Analytical Services Ltd. ISO17025 compliant quality assurance processes.

Signed: _____Million Woudneh_____

For Axys Internal Use Only [XSL Template: Form3D.xsl; Created: 18-Aug-2015 09:40:38; Application: XMLTransformer-1.14.15;
Report Filename: GENERIC-SPECS_Pest_04-Aug-2015_MP51__Form3D_GS60435.html; Workgroup: WG51889; Design ID: 2302]

www.axysanalytical.com

Experiment : MP-DB17MS-1_03
GC Program : MP-DB17MS-1_01
Column type : DB17-MS
Serial # : US8631163H/US5¶
kPa : 386
Vol injected: 2.0uL
PMT Voltage : 399

Temps -source: 250
-s resv: 160
-re_ent: 270
-cap_1 : 270
-cap_2 : 270

Tune : XX/MO
List : VR/MO
Check :
LIMS :
Logfile:

Date -list : 05-AUG-2015
-liner : 05-AUG-2015
-septum: 05-AUG-2015
-guard : 60cm 05-AUG-2015
-column: NEW 31-JUL-2015
-t line: NEW 31-JUL-2015

#	Data file	S	V	Sample Text	Comments	Acquisition Date/Time
1	MP51_141C	1	1	MP004E-CAL,,/03	1,,2.0uL CS-5/Cal	5-AUG-15 18:21:30
2	MP51_141C	2	2	MP004E-CAL,,/03	1,,2.0uL CS-5/Cal	5-AUG-15 18:55:37
3	MP51_141C	3	3	Toluene,,	1,,1.0uL	5-AUG-15 19:30:28
4	MP51_141C	4	4	Toluene,,	1,,1.0uL	5-AUG-15 20:04:36
5	MP51_141C	5	5	L23368-2,N,	10,WG51828,2.0/200uL	5-AUG-15 20:38:47
6	MP51_141C	6	6	L23367-13,N,	10,WG51828,2.0/200uL	5-AUG-15 21:12:52
7	MP51_141C	7	7	MP004E-CAL,,/03	1,,2.0uL CS-5/Cal	5-AUG-15 21:47:01
8	MP51_141C	8	8	MP004E-CAL,,/03	1,,2.0uL CS-5/Cal	5-AUG-15 22:21:12
9	MP51_141C	9	9	Toluene,,	1,,1.0uL	5-AUG-15 22:55:18
10	MP51_141C	10	10	Toluene,,	1,,1.0uL	5-AUG-15 23:29:23
11	MP51_141C	11	11	L23368-7,N,	20,WG51889,2.0/200uL	6-AUG-15 00:03:32
12	MP51_141C	12	12	L23368-17,N,	40,WG51889,2.0/400uL	6-AUG-15 00:37:36
13	MP51_141C	13	13	L23368-18,N,	40,WG51889,2.0/400uL	6-AUG-15 01:11:47
14	MP51_141C	14	14	MP004E-CAL,,/03	1,,1.0uL Cal	6-AUG-15 01:45:57
15	MP51_141C	15	15	MP004E-CAL,,/03	1,,1.0uL Cal	6-AUG-15 08:19:15
16	MP51_141C	16	16	Toluene,,	1,,1.0uL	6-AUG-15 08:53:21
17	MP51_141C	17	17	Toluene,,	1,,1.0uL	6-AUG-15 09:27:25
18	MP51_141C	18	18	L23368-14,N,	10,WG51889,2.0/200uL	6-AUG-15 10:01:35
19	MP51_141C	19	19	L23368-13,N,	10,WG51889,2.0/200uL	6-AUG-15 10:35:44
20	MP51_141C	20	20	L23368-12,N,	10,WG51889,2.0/200uL	6-AUG-15 11:09:54
21	MP51_141C	21	21	L23368-11,N,	10,WG51889,2.0/200uL	6-AUG-15 11:44:02
22	MP51_141C	22	22	L23368-10,N,	10,WG51889,2.0/200uL	6-AUG-15 12:18:08
23	MP51_141C	23	23	L23368-9,N,	10,WG51889,2.0/200uL	6-AUG-15 12:52:13
24	MP51_141C	24	24	L23368-8,N,	10,WG51889,2.0/200uL	6-AUG-15 13:26:24
25	MP51_141C	25	25	MP004E-CAL,,/03	1,,1.0uL Cal	6-AUG-15 14:00:30
26	MP51_141C	26	26	MP004E-CAL,,/03	1,,1.0uL Cal	6-AUG-15 14:34:38
27	MP51_141C	27	27	Toluene,,	1,,1.0uL	6-AUG-15 15:21:55
28	MP51_141C	28	28	Toluene,,	1,,1.0uL	6-AUG-15 15:56:00
29	MP51_141C	29	29	L23367-11,WI4,	4,WG51828,2.0/800uL	6-AUG-15 16:30:10
30	MP51_141C	30	30	L23367-17,NI2,	20,WG51828,2.0/400uL	6-AUG-15 17:04:22
31	MP51_141C	31	31	MP004E-CAL,,/03	1,,1.0uL Cal	6-AUG-15 17:38:32
32	MP51_141C	32	32	MP004E-CAL,,/03	1,,1.0uL Cal	6-AUG-15 18:12:45

Peak Locate Examination: 5-AUG-2015:18:18 File:MP51_141CCAL
Experiment:MP-DB17MS-1_03 Function:1 Reference:PFK_1668A

Approved JX 05 Aug 2015

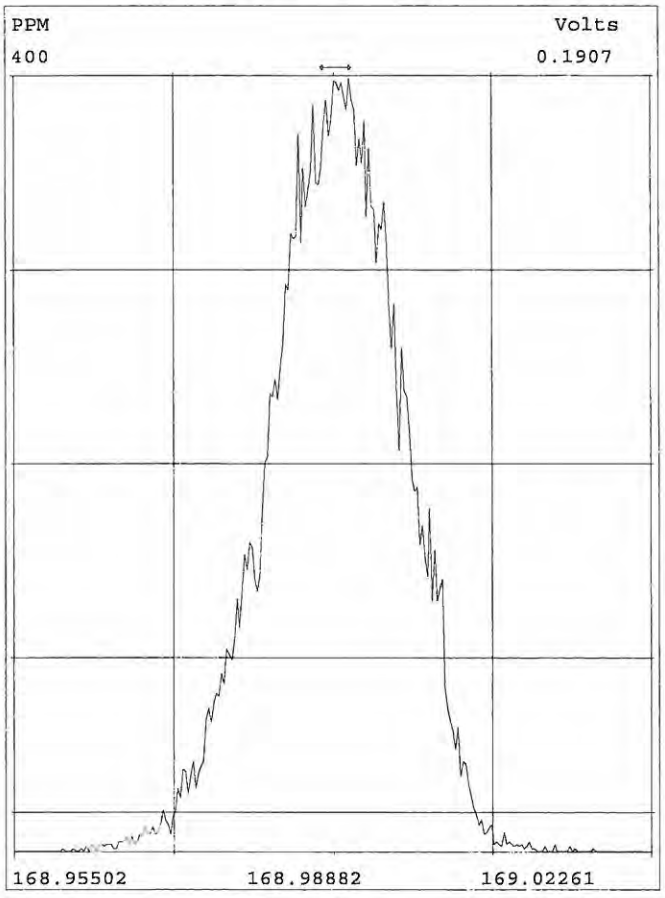

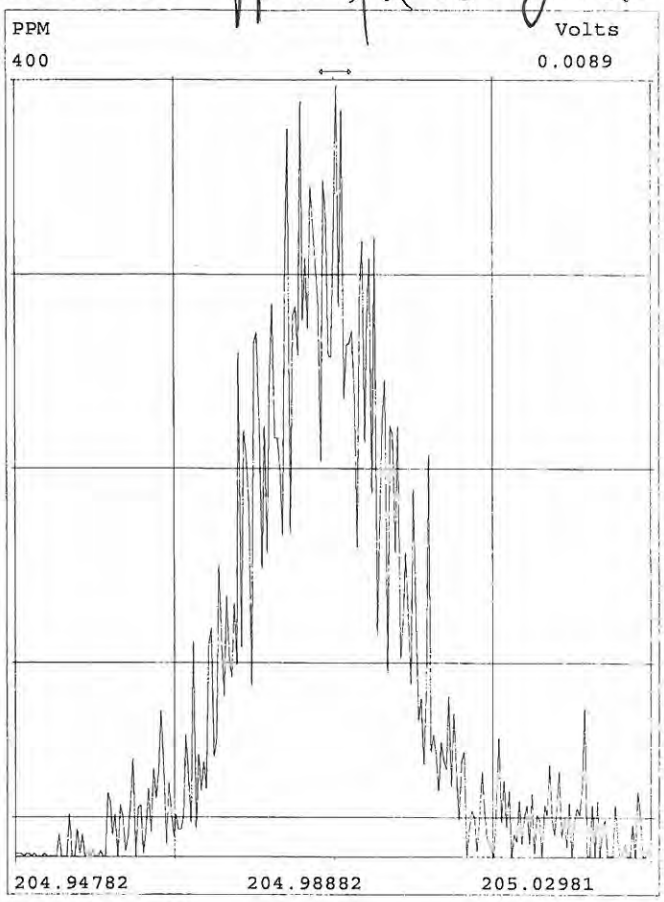

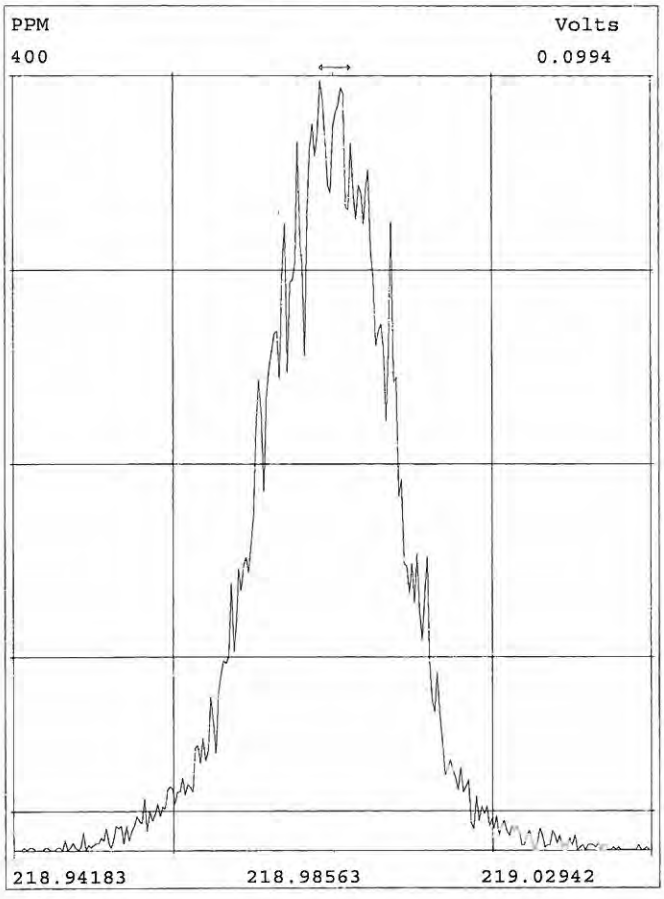

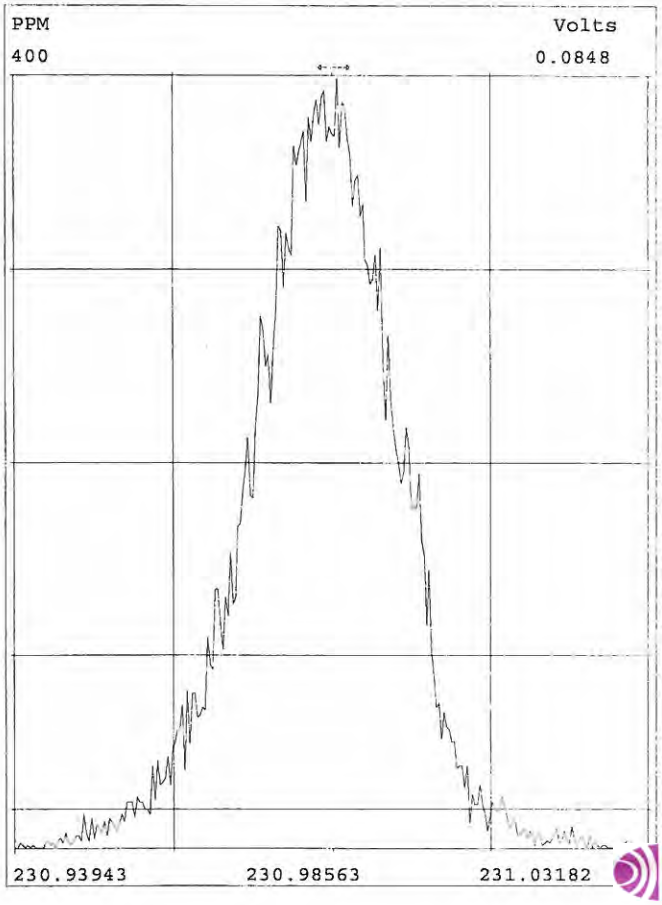

Peak Locate Examination: 5-AUG-2015:18:18 File:MP51_141CCAL
Experiment:MP-DB17MS-1_03 Function:2 Reference:PFK_1668A



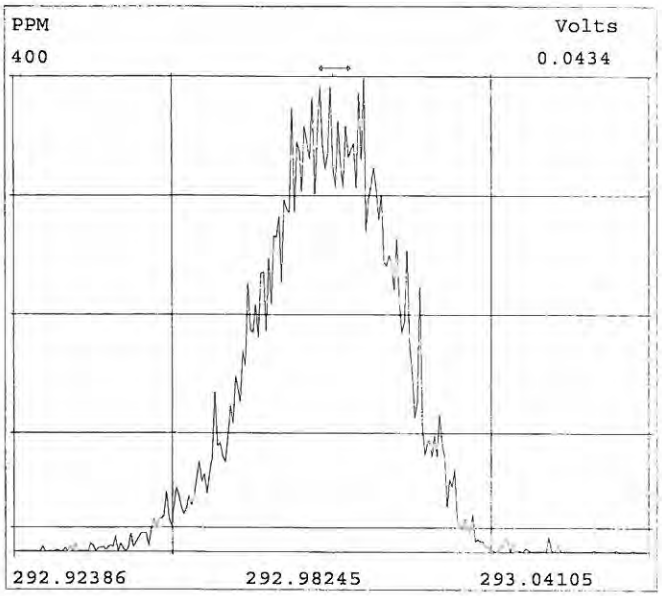

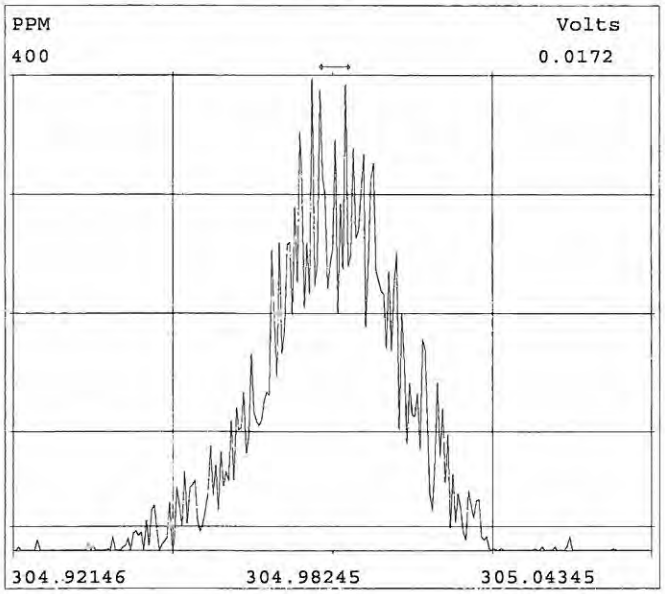

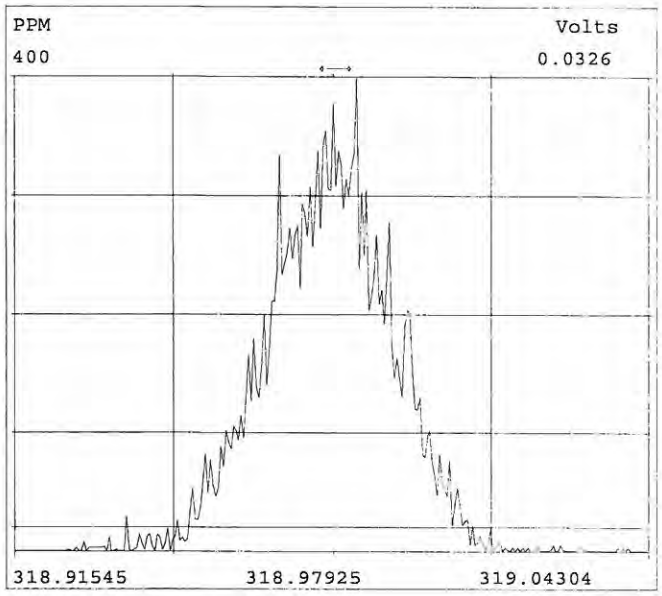

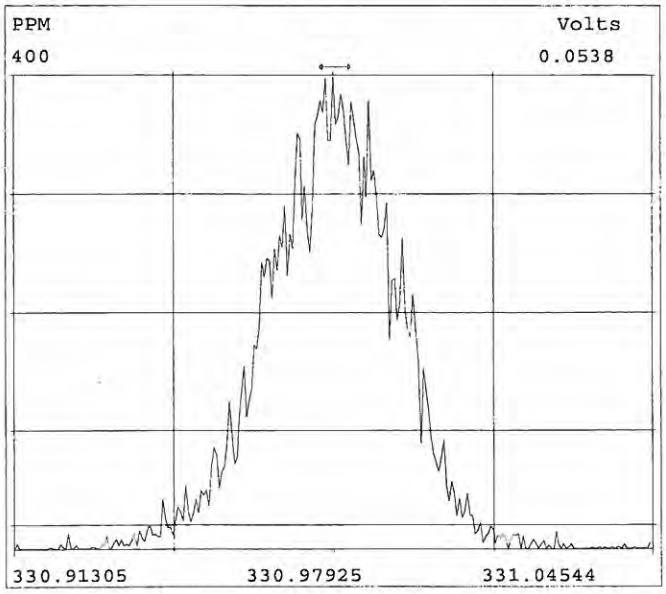

Peak Locate Examination: 5-AUG-2015:18:19 File:MP51_141CCAL
Experiment:MP-DB17MS-1_03 Function:3 Reference:PFK_1668A

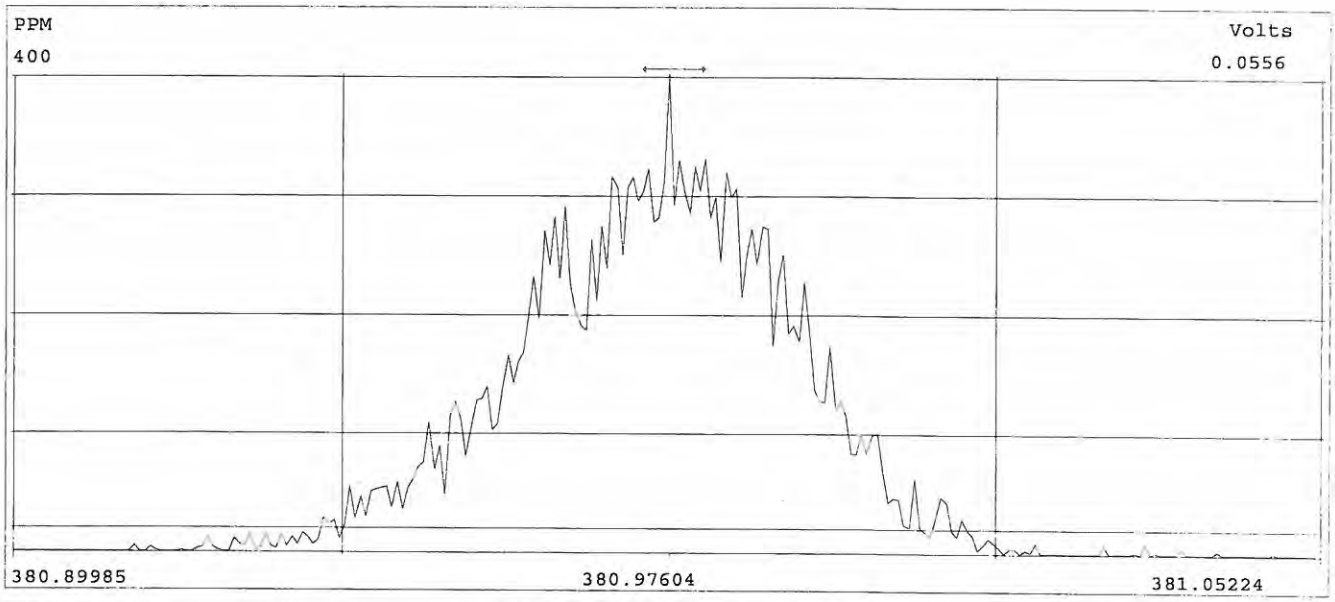

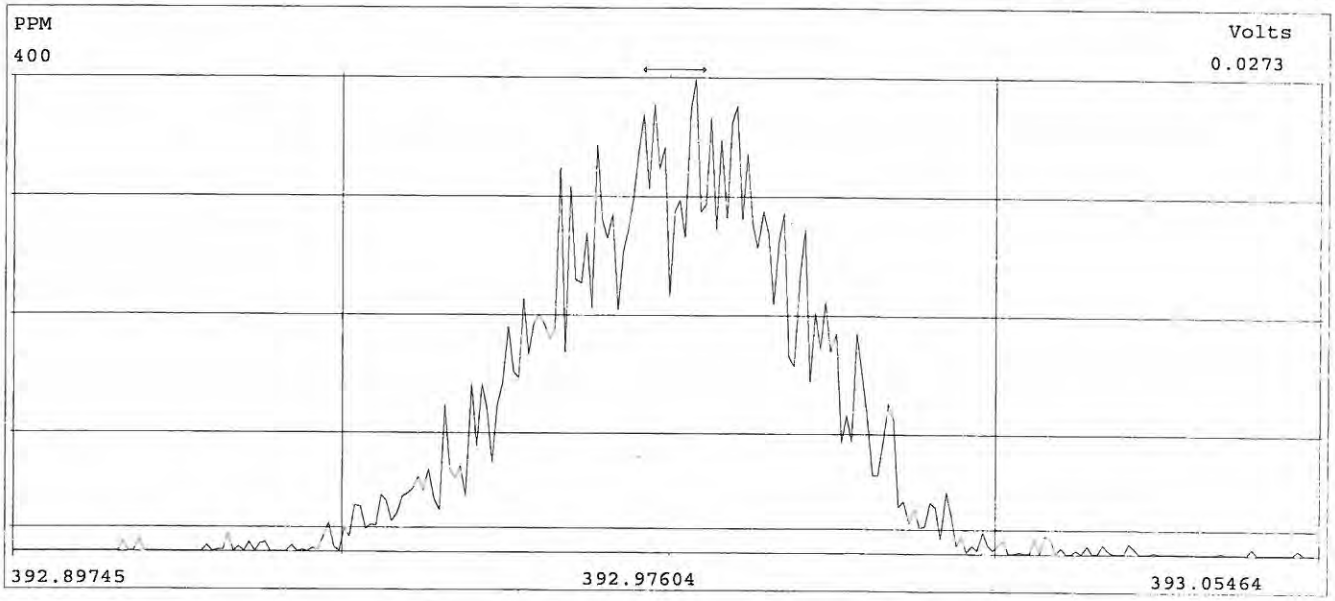

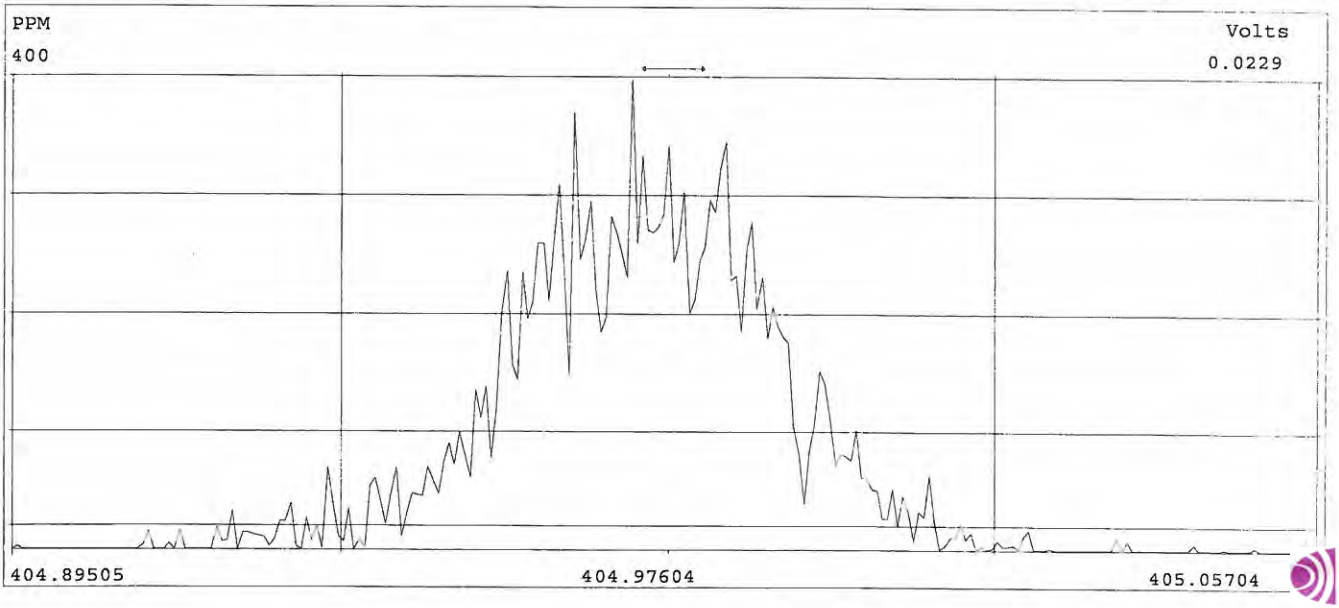

Peak Locate Examination: 5-AUG-2015:18:19 File:MP51_141CCAL
Experiment:MP-DB17MS-1_03 Function:4 Reference:PFK_1668A

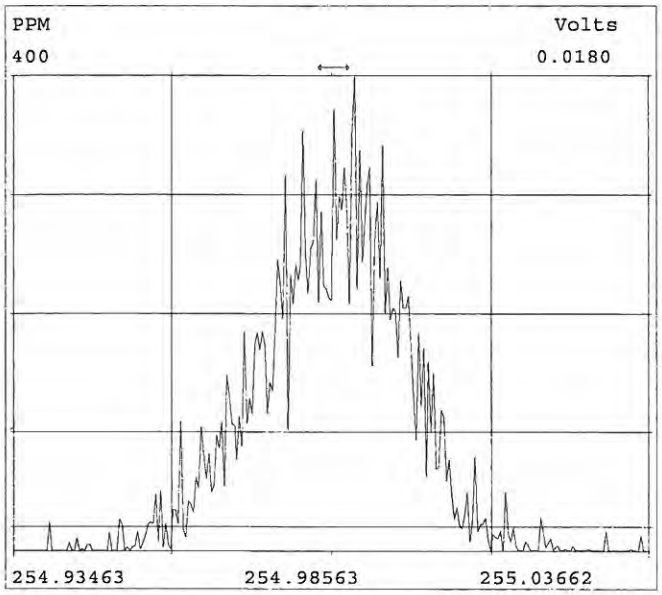

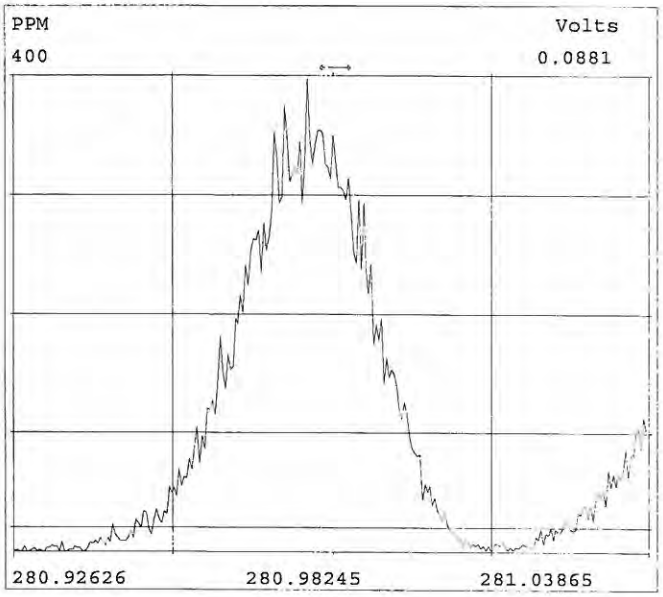

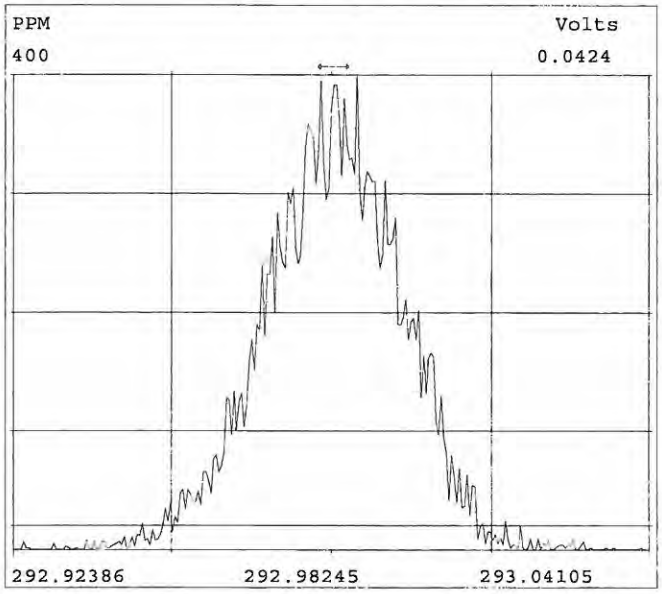

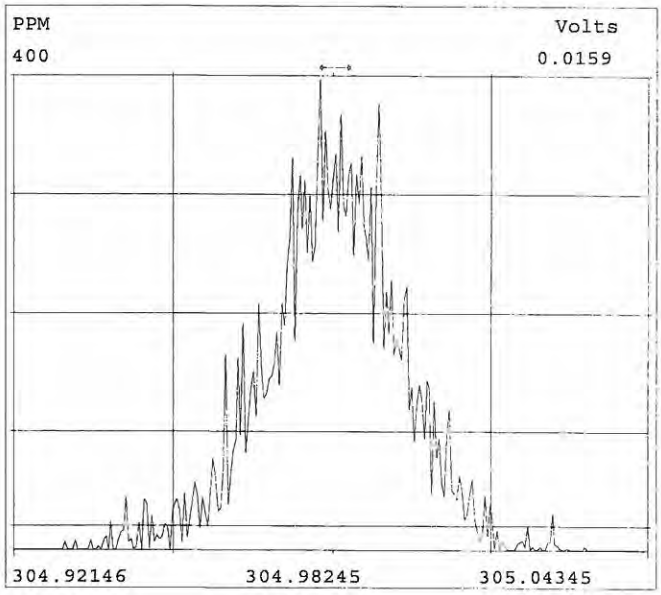

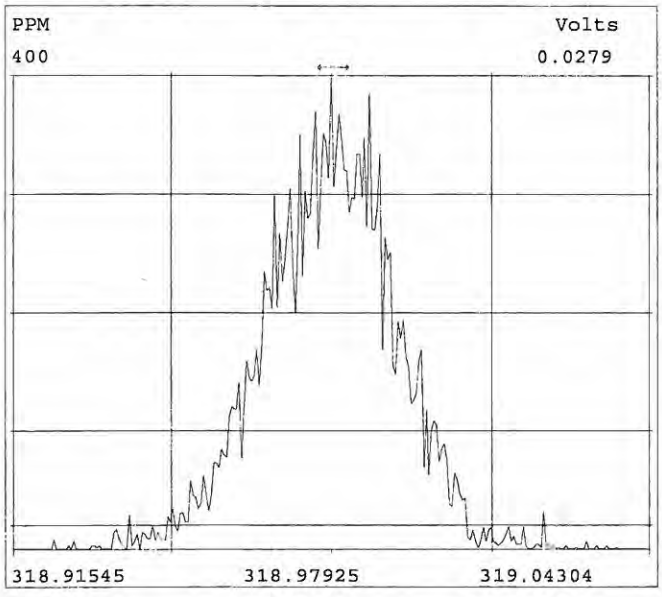

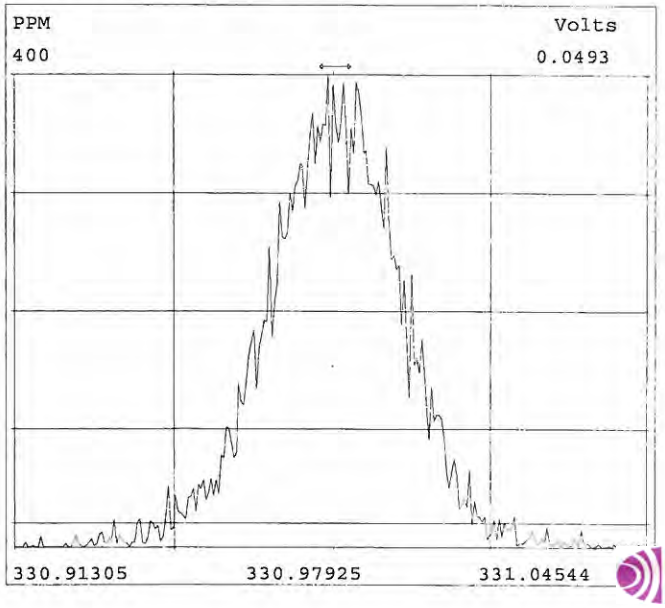

Peak Locate Examination: 5-AUG-2015:18:20 File:MP51_141CCAL
Experiment:MP-DB17MS-1_03 Function:5 Reference:PFK_1668A

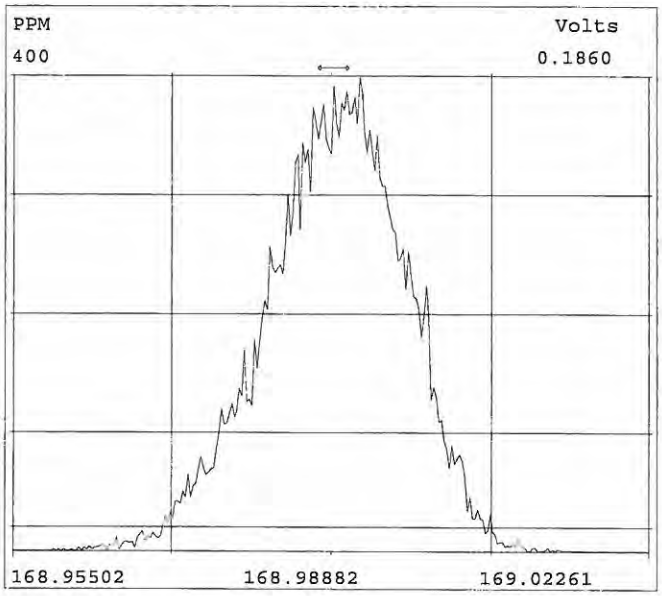

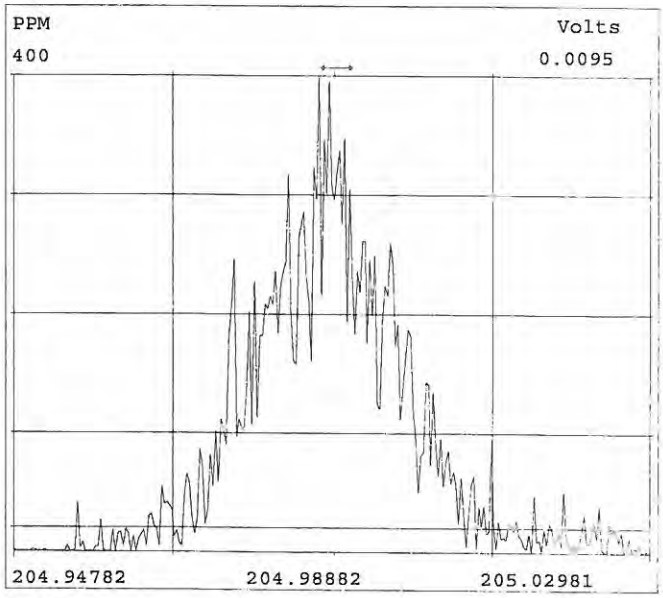

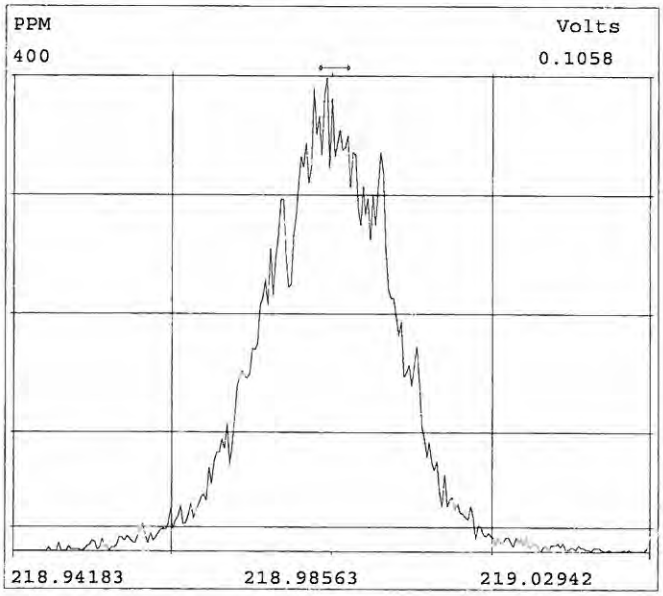

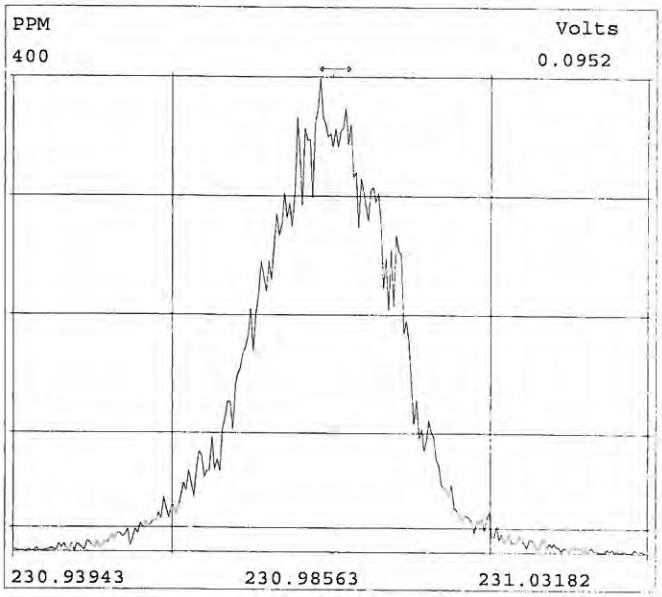

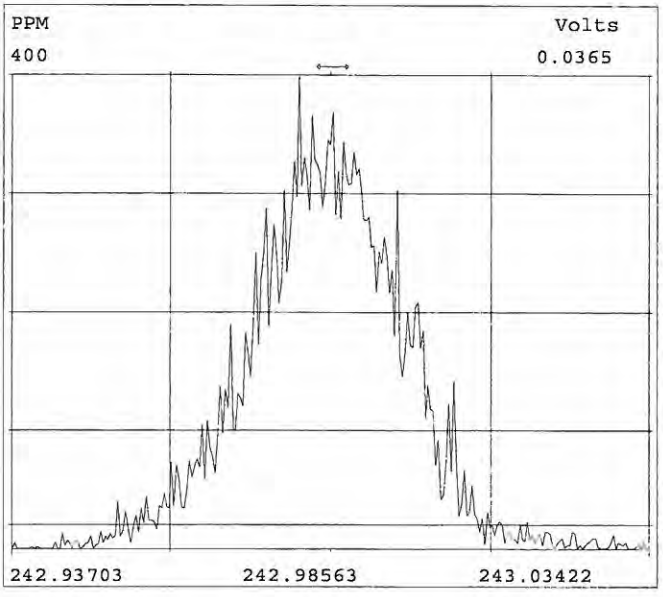

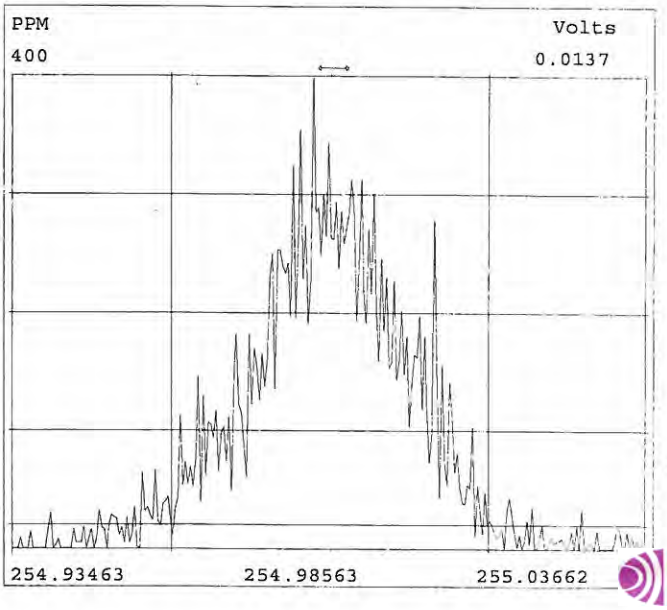

Peak Locate Examination: 5-AUG-2015:18:20 File:MP51_141CCAL
Experiment:MP-DB17MS-1_03 Function:6 Reference:PFK_1668A

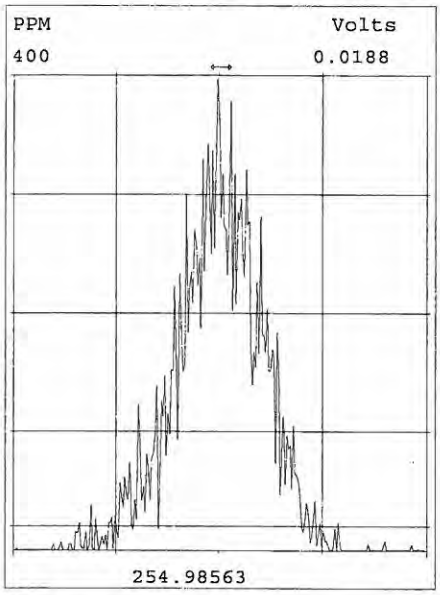

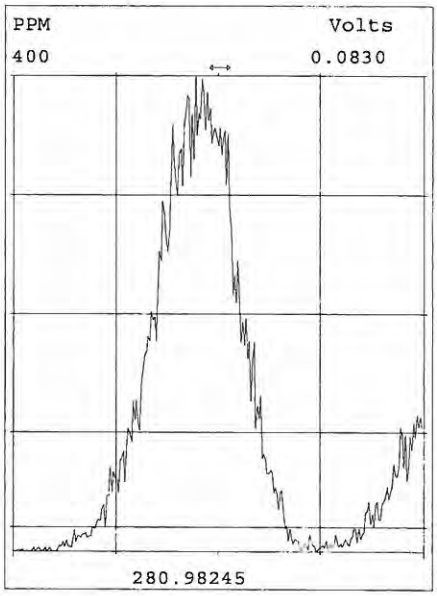

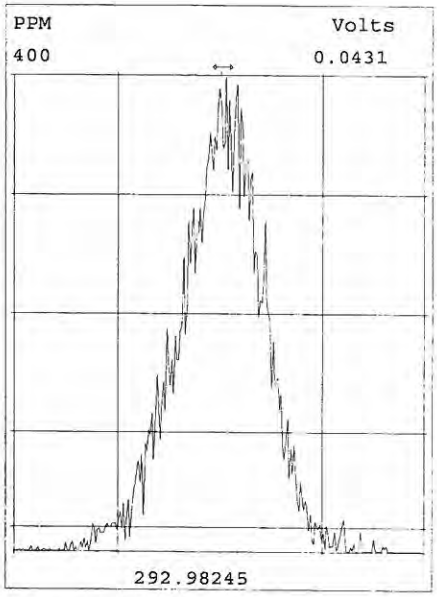

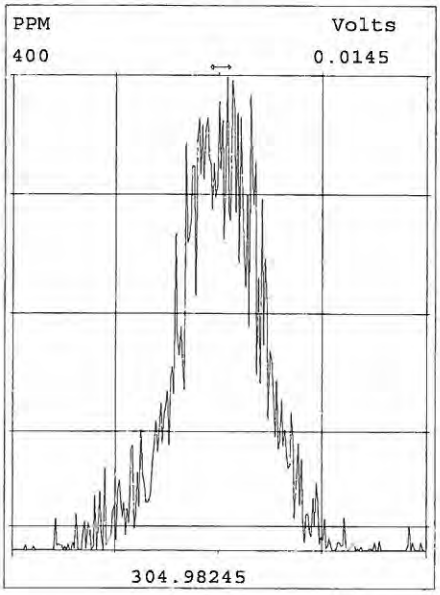

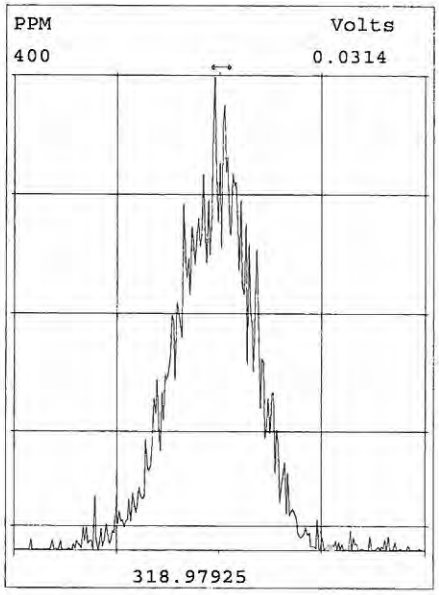

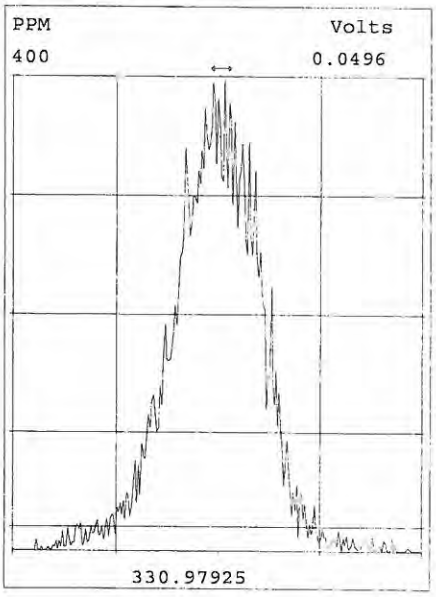

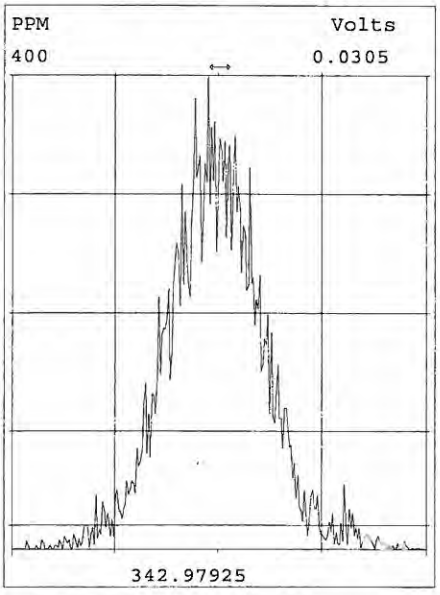

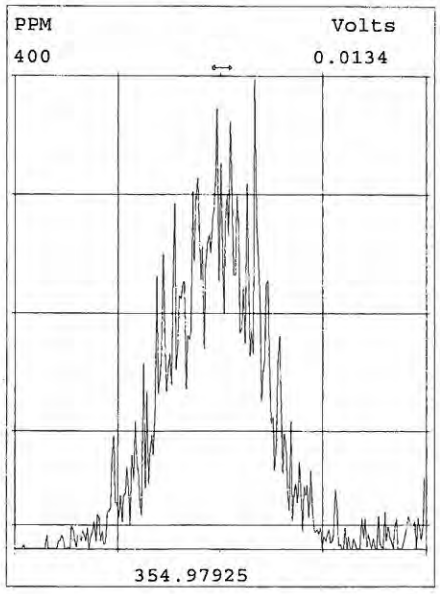

Peak Locate Examination: 6-AUG-2015:18:51 File:MP51_141CCAL2
Experiment:MP-DB17MS-1_03 Function:1 Reference:PFK_1668A

Approved 06 Aug 15

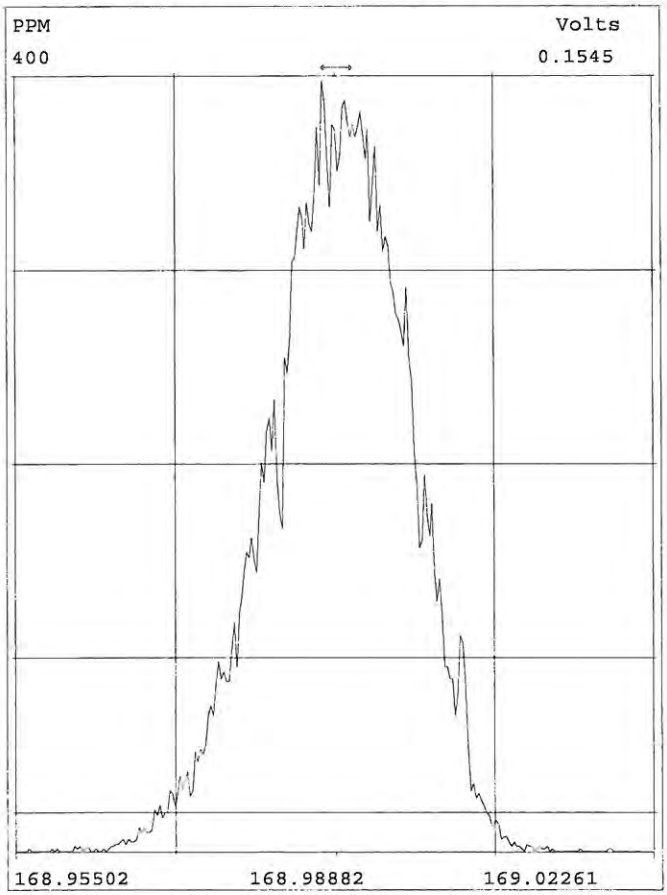

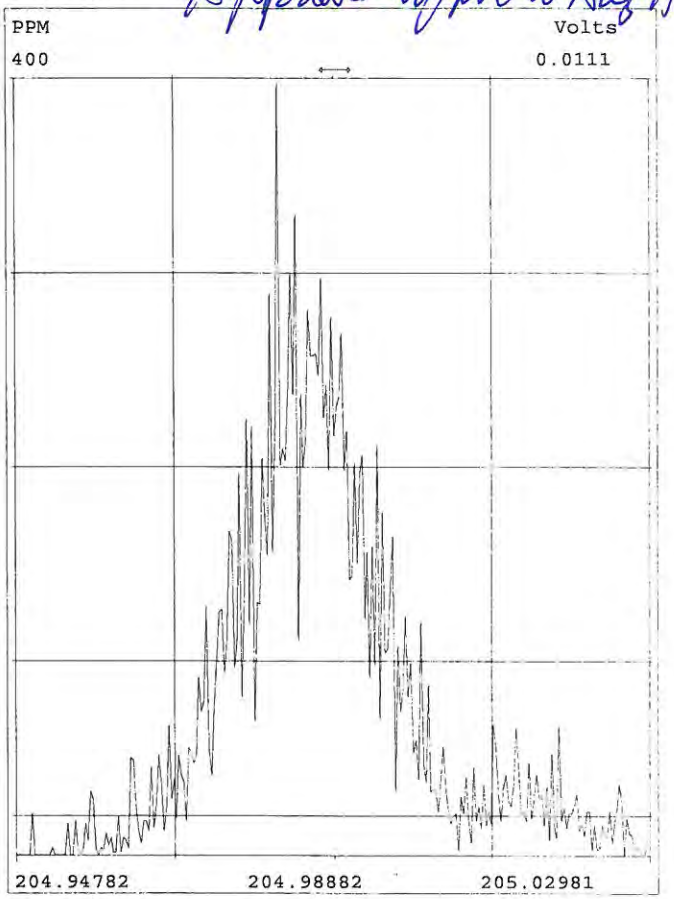

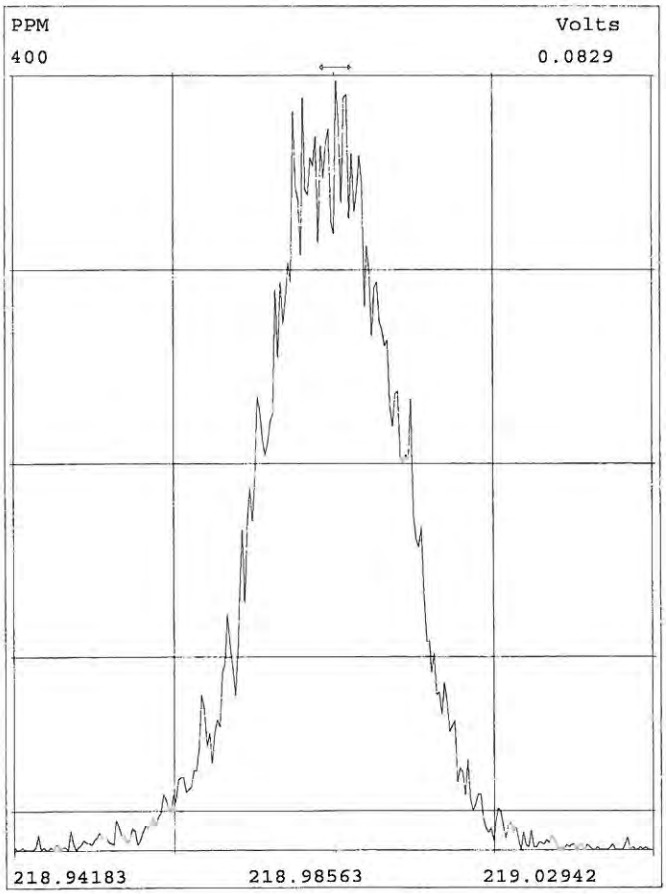

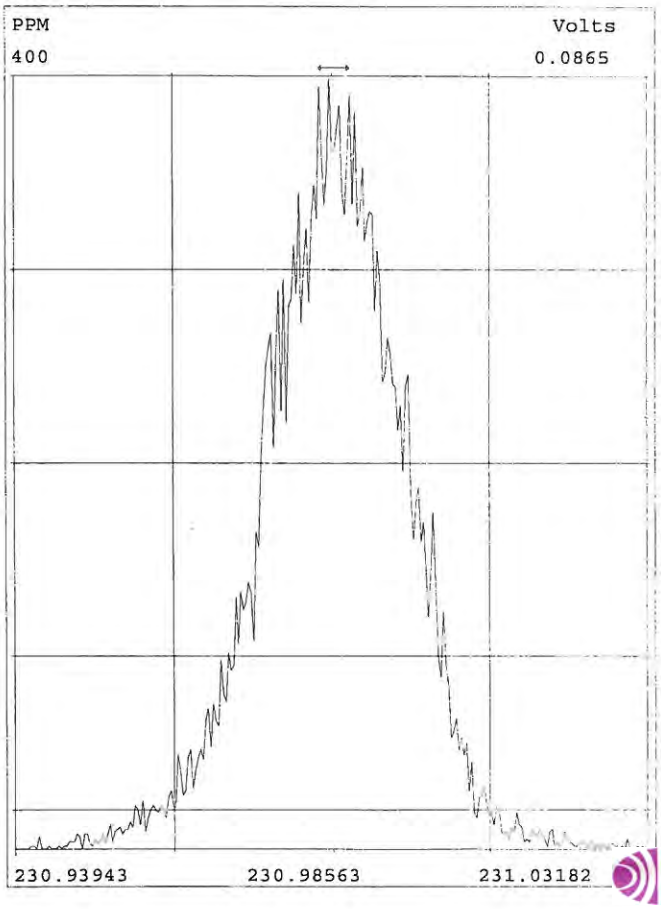

Peak Locate Examination: 6-AUG-2015:18:52 File:MP51_141CCAL2
Experiment:MP-DB17MS-1_03 Function:2 Reference:PFK_1668A

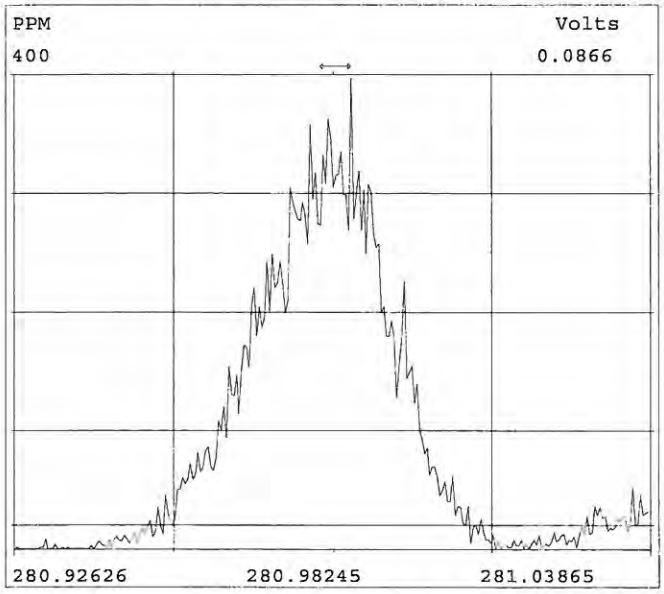

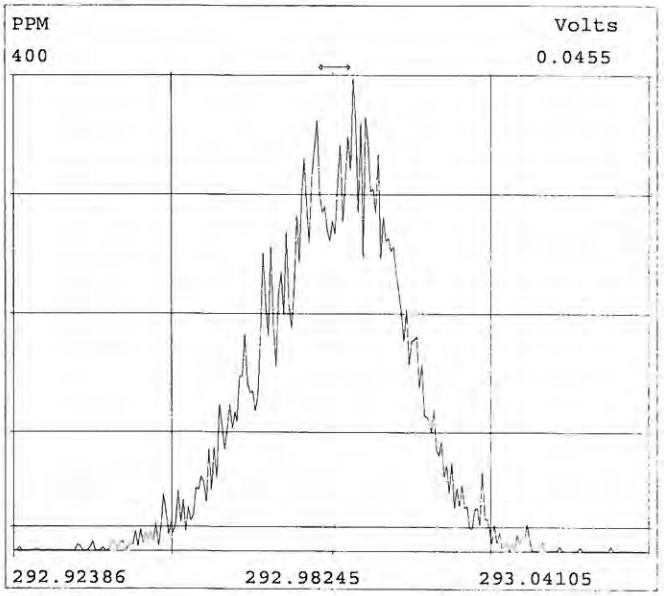

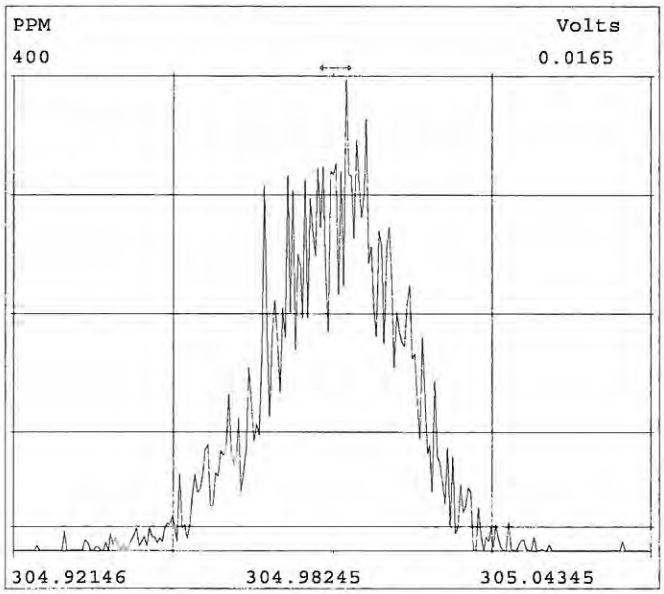

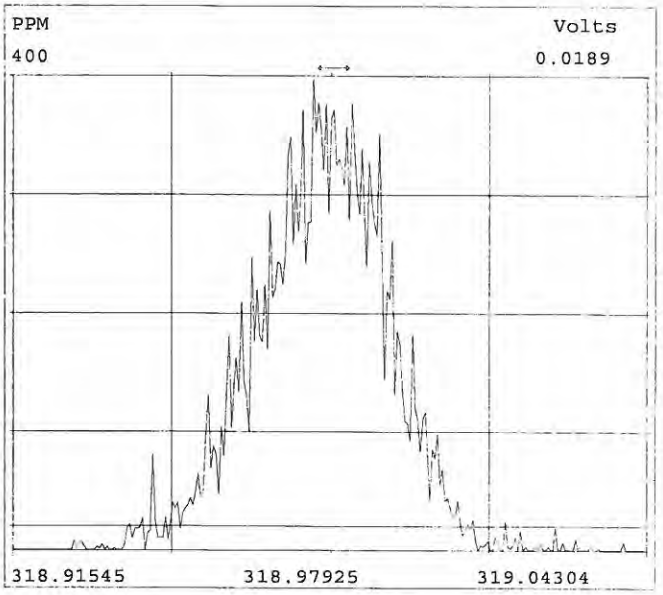

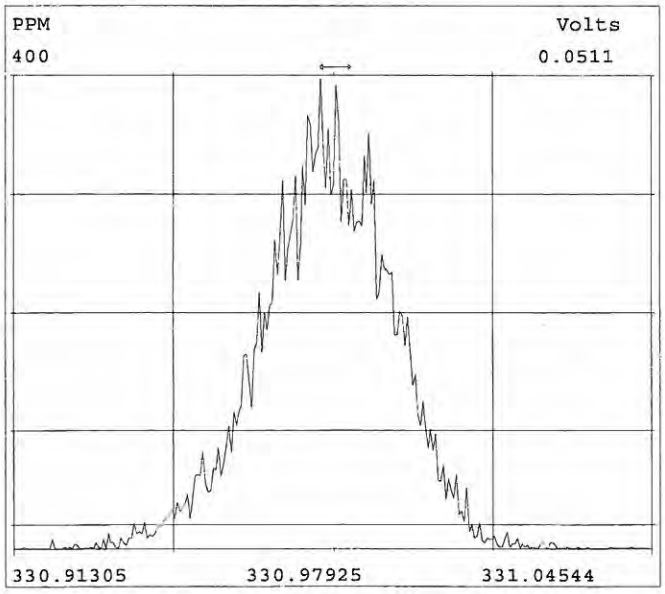

Peak Locate Examination: 6-AUG-2015:18:52 File:MP51_141CCAL2
Experiment:MP-DB17MS-1_03 Function:3 Reference:PFK_1668A

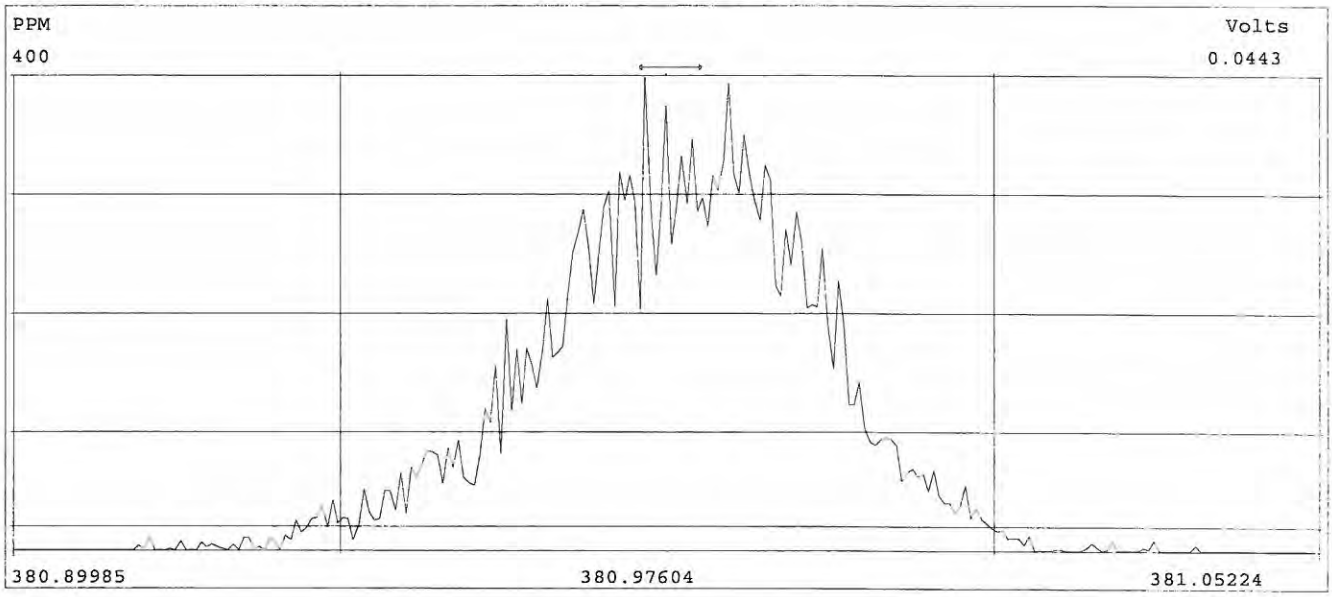

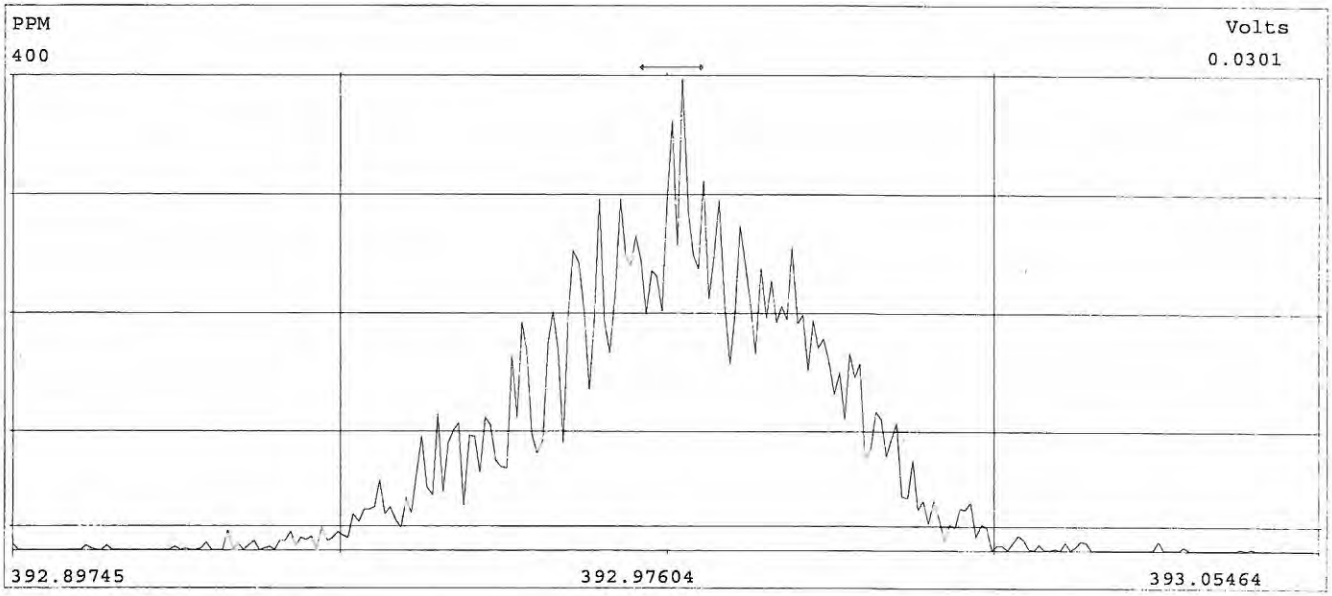

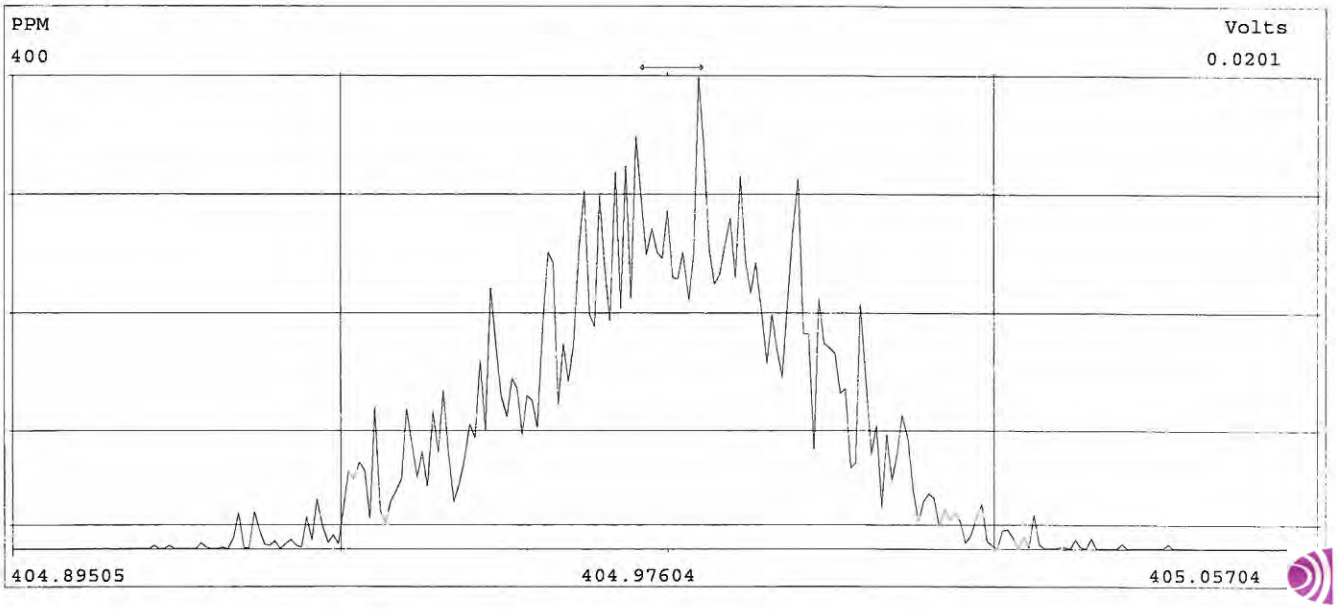

Peak Locate Examination: 6-AUG-2015:18:53 File:MP51_141CCAL2
Experiment:MP-DB17MS-1_03 Function:4 Reference:PFK_1668A

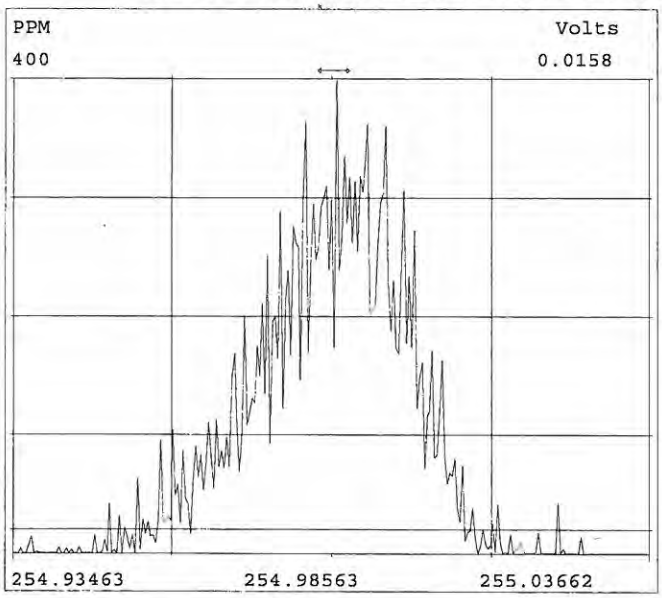

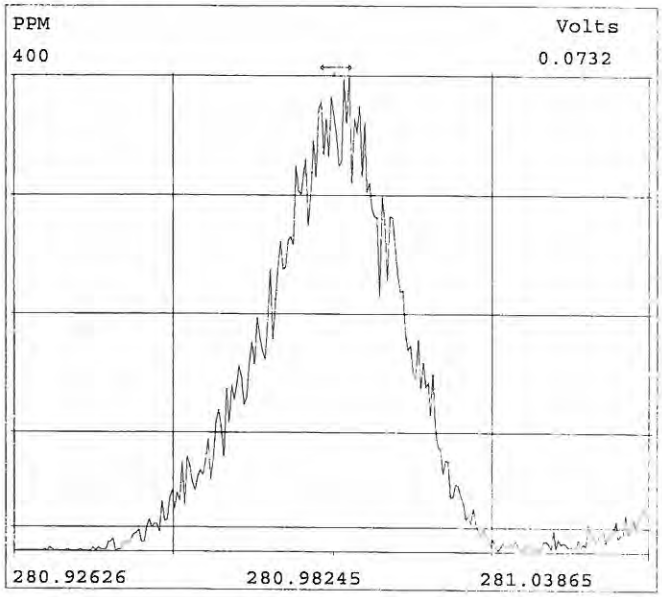

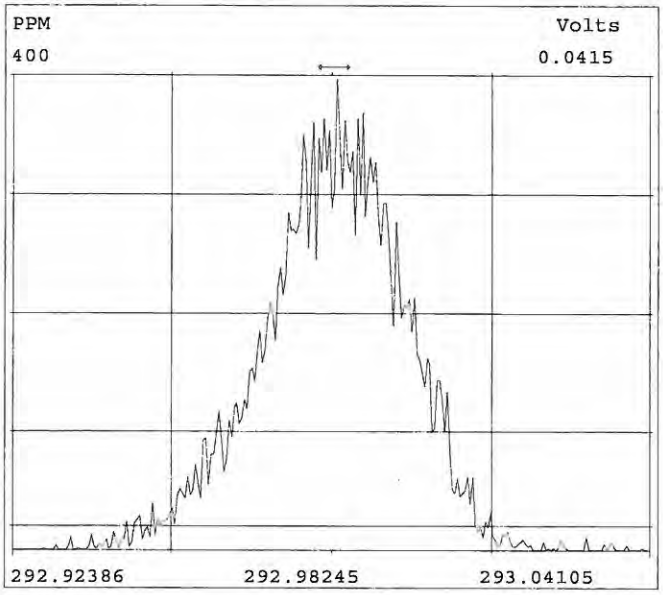

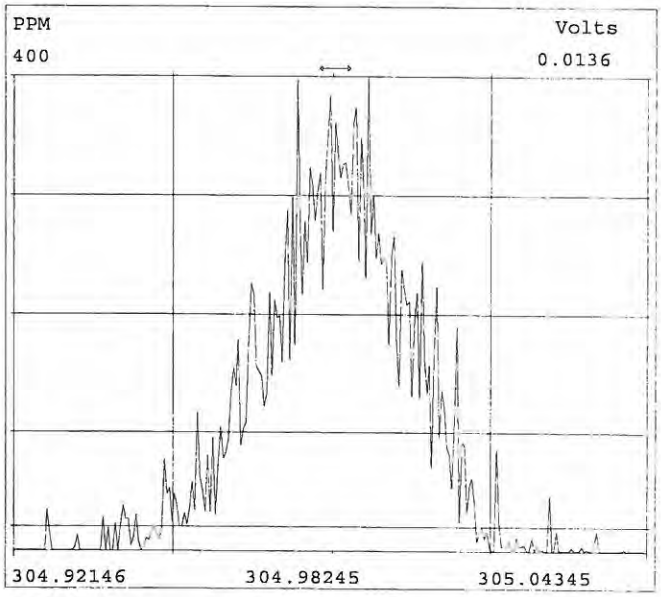

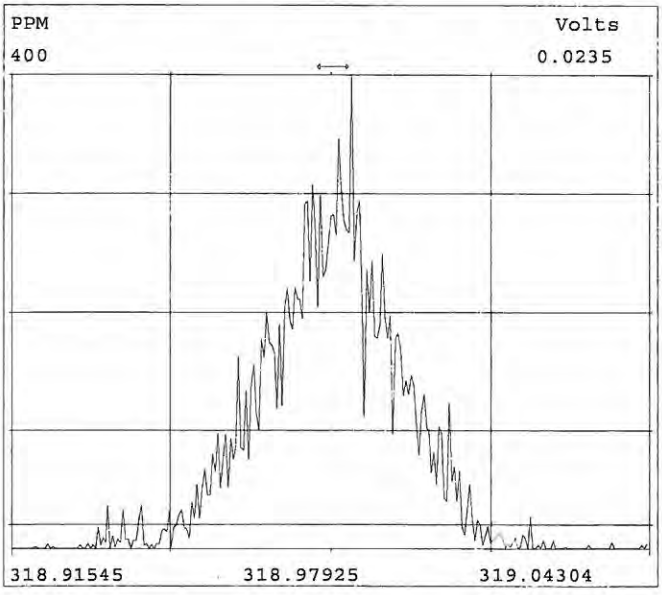

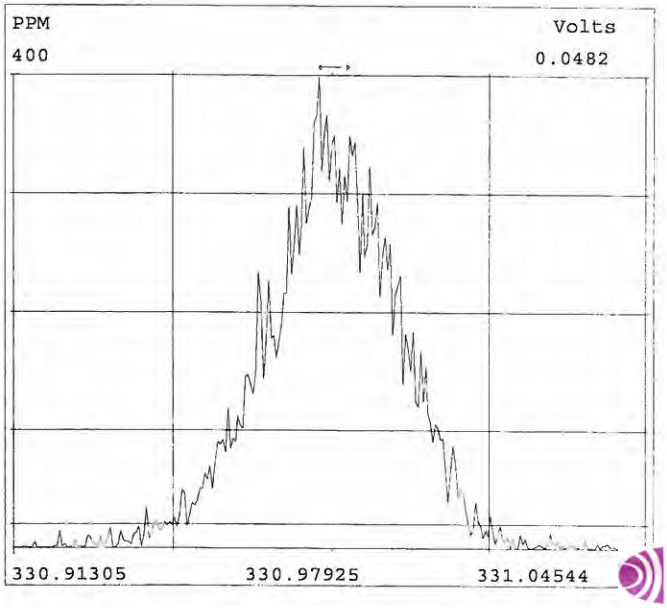

Peak Locate Examination: 6-AUG-2015:18:53 File:MP51_141CCAL2
Experiment:MP-DB17MS-1_03 Function:5 Reference:PFK_1668A

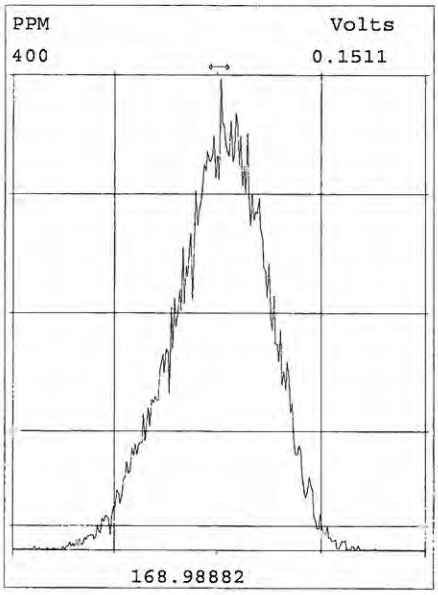

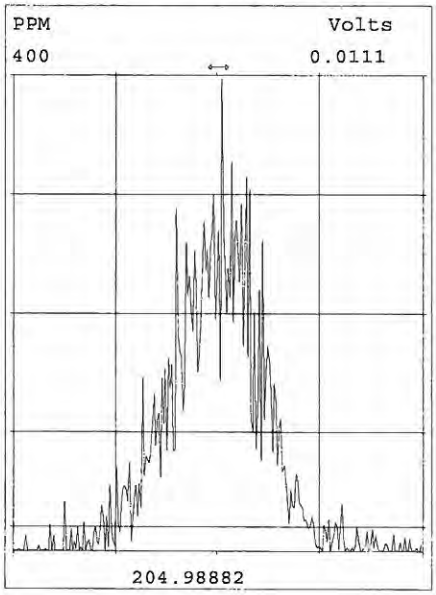

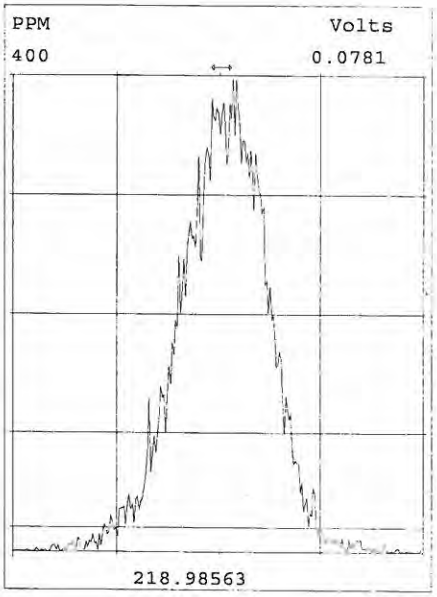

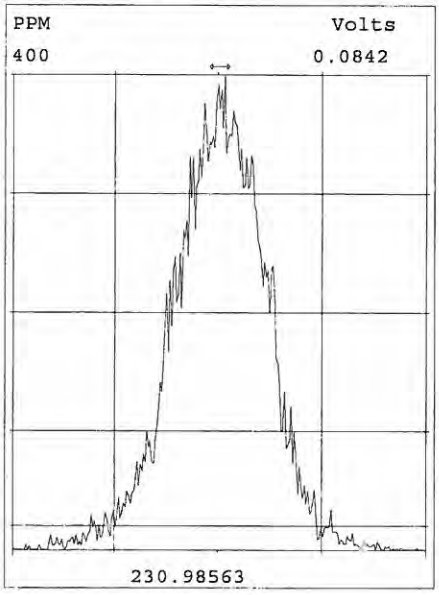

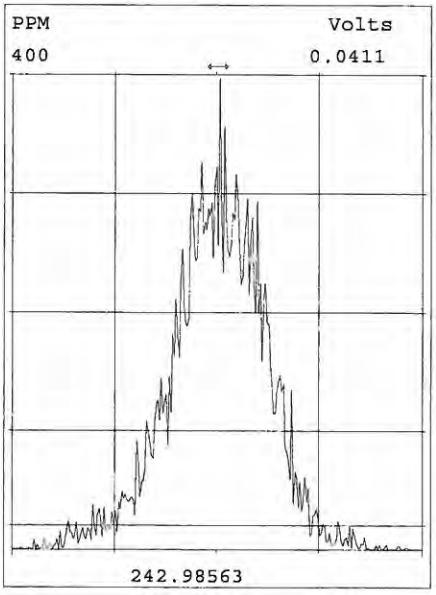

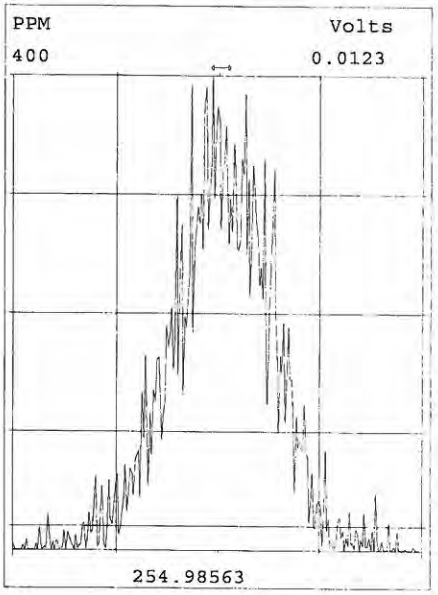

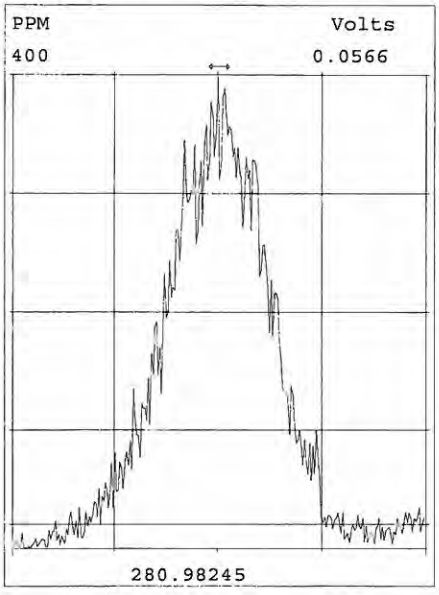

Peak Locate Examination: 6-AUG-2015:18:54 File:MP51_141CCAL2
Experiment:MP-DB17MS-1_03 Function:6 Reference:PFK_1668A

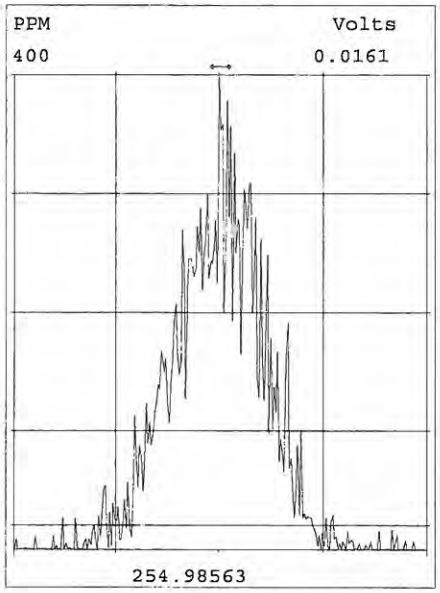

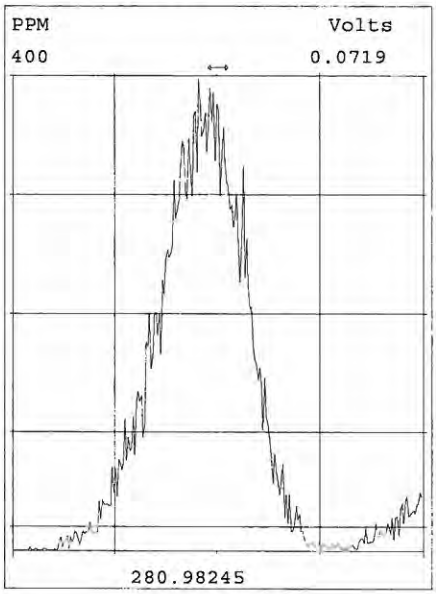

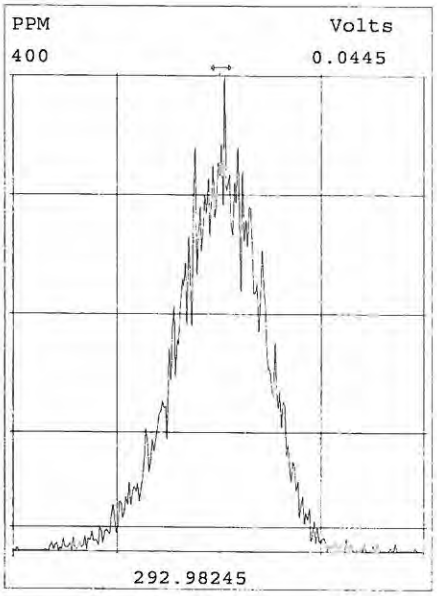

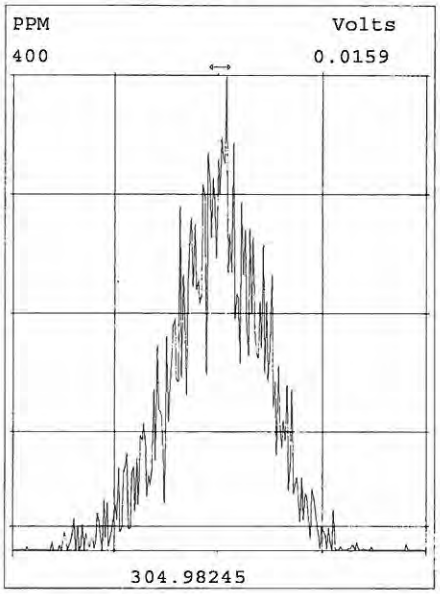

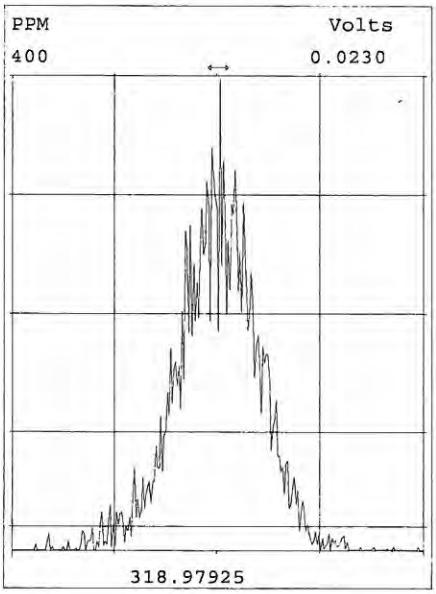

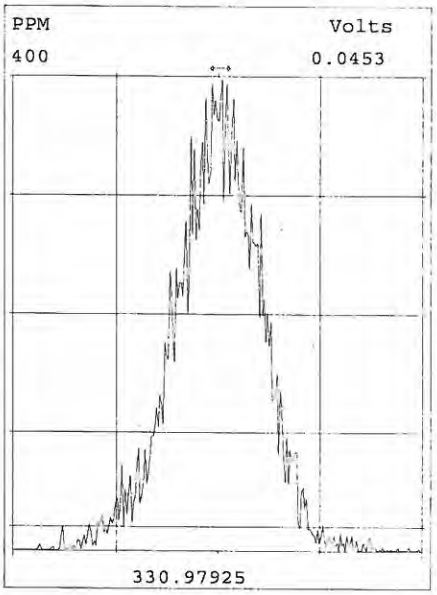

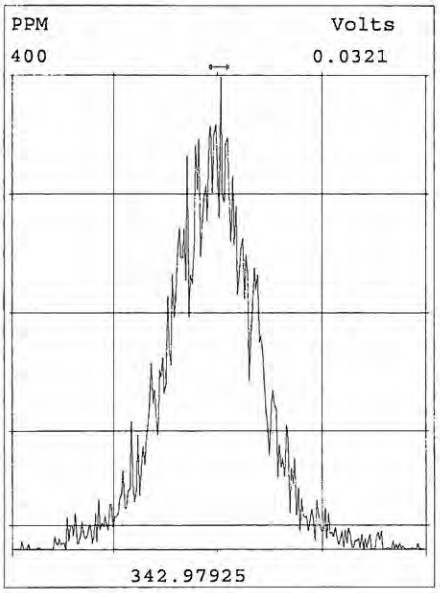

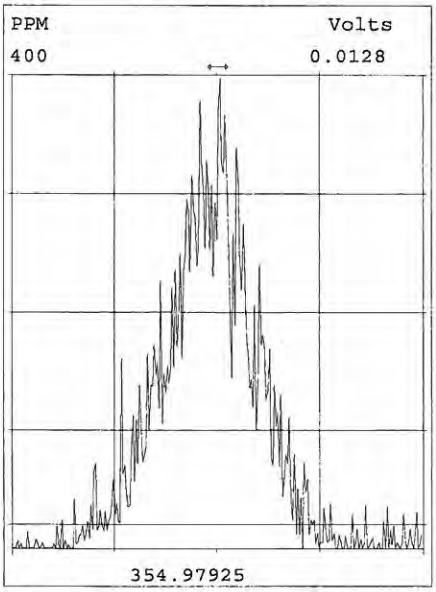

OPUSquan 7-AUG-2015 Page 1 MP51_141C-B

	c/q	Data Area	Data File	S	I	AnalyteTable	Factr #1	Factr #2	Size	HC	Sample Text	Comments	Done
1	c	STEM-DEFAULT	MP51_140K	1	1	MP-DB17-C06	0.0500	1.0000	1.000000	y	MP004A-CAL,,»	1,,2.0uL CS-1/SE»	y
2	c	STEM-DEFAULT	MP51_140K	2	1	MP-DB17-C06	0.1000	1.0000	1.000000	y	MP004B-CAL,,»	1,,2.0uL CS-2	y
3	c	STEM-DEFAULT	MP51_140J	5	1	MP-DB17-C06	0.2000	1.0000	1.000000	y	MP004C-CAL,,»	1,,2.0uL CS-3	y
4	c	STEM-DEFAULT	MP51_140K	3	1	MP-DB17-C06	1.0000	1.0000	1.000000	y	MP004D-CAL,,»	1,,2.0uL CS-4	y
5	c	STEM-DEFAULT	MP51_140J	3	1	MP-DB17-C06	10.0000	1.0000	1.000000	y	MP004E-CAL,,»	1,,2.0uL CS-5/Cal	y
6	c	STEM-DEFAULT	MP51_140K	6	1	MP-DB17-C06	50.0000	1.0000	1.000000	y	MP004F-CAL,,»	1,,2.0uL CS-6	y
7	c	STEM-DEFAULT	MP51_140K	5	1	MP-DB17-C06	100.0000	1.0000	1.000000	y	MP004G-CAL,,»	1,,2.0uL CS-7	y
8	c	STEM-DEFAULT	MP51_140K	4	1	MP-DB17-C06	200.0000	1.0000	1.000000	y	MP004H-CAL,,»	1,,2.0uL CS-8	y
9	q	STEM-DEFAULT	MP51_141C	7	1	MP-DB17-c06	10.0000	1.0000	1.000000	y	MP004E-CAL,,»	1,,2.0uL CS-5/Cal	y
10	q	STEM-DEFAULT	MP51_141C	8	1	MP-DB17-c06	10.0000	1.0000	1.000000	y	MP004E-CAL,,»	1,,2.0uL CS-5/Cal	y
11	q	STEM-DEFAULT	MP51_141C	9	1	MP-DB17-S12	1.0000	1.0000	1.000000	y	Toluene,,	1,,1.0uL	y
12	q	STEM-DEFAULT	MP51_141C	10	1	MP-DB17-S12	1.0000	1.0000	1.000000	y	Toluene,,	1,,1.0uL	y
13	q	STEM-DEFAULT	MP51_141C	11	1	MP-DB17-S12	1.0000	1.0000	4.005000	y	L23368-7,N,	20,WG51889,2.0/2»	y
14	q	STEM-DEFAULT	MP51_141C	12	1	MP-DB17-S12	1.0000	1.0000	4.004000	y	L23368-17,N,	40,WG51889,2.0/4»	y
15	q	STEM-DEFAULT	MP51_141C	13	1	MP-DB17-S12	1.0000	1.0000	4.008000	y	L23368-18,N,	40,WG51889,2.0/4»	y
16	q	STEM-DEFAULT	MP51_141C	14	1	MP-DB17-c06	10.0000	1.0000	1.000000	y	MP004E-CAL,,»	1,,1.0uL Cal	y
17	q	STEM-DEFAULT	MP51_141C	15	1	MP-DB17-c06	10.0000	1.0000	1.000000	y	MP004E-CAL,,»	1,,1.0uL Cal	y

OPUSquan 7-AUG-2015 Page 1

MP51_141C-C

	c/q	Data Area	Data File	S	I	AnalyteTable	Factr #1	Factr #2	Size	HC	Sample Text	Comments	Done
1	c	STEM-DEFAULT	MP51_140K	1	1	MP-DB17-C06	0.0500	1.0000	1.000000	y	MP004A-CAL,,»	1,,2.0uL CS-1/SE»	y
2	c	STEM-DEFAULT	MP51_140K	2	1	MP-DB17-C06	0.1000	1.0000	1.000000	y	MP004B-CAL,,»	1,,2.0uL CS-2	y
3	c	STEM-DEFAULT	MP51_140J	5	1	MP-DB17-C06	0.2000	1.0000	1.000000	y	MP004C-CAL,,»	1,,2.0uL CS-3	y
4	c	STEM-DEFAULT	MP51_140K	3	1	MP-DB17-C06	1.0000	1.0000	1.000000	y	MP004D-CAL,,»	1,,2.0uL CS-4	y
5	c	STEM-DEFAULT	MP51_140J	3	1	MP-DB17-C06	10.0000	1.0000	1.000000	y	MP004E-CAL,,»	1,,2.0uL CS-5/Cal	y
6	c	STEM-DEFAULT	MP51_140K	6	1	MP-DB17-C06	50.0000	1.0000	1.000000	y	MP004F-CAL,,»	1,,2.0uL CS-6	y
7	c	STEM-DEFAULT	MP51_140K	5	1	MP-DB17-C06	100.0000	1.0000	1.000000	y	MP004G-CAL,,»	1,,2.0uL CS-7	y
8	c	STEM-DEFAULT	MP51_140K	4	1	MP-DB17-C06	200.0000	1.0000	1.000000	y	MP004H-CAL,,»	1,,2.0uL CS-8	y
9	q	STEM-DEFAULT	MP51_141C	14	1	MP-DB17-c06	10.0000	1.0000	1.000000	y	MP004E-CAL,,»	1,,1.0uL Cal	y
10	q	STEM-DEFAULT	MP51_141C	15	1	MP-DB17-c06	10.0000	1.0000	1.000000	y	MP004E-CAL,,»	1,,1.0uL Cal	y
11	q	STEM-DEFAULT	MP51_141C	16	1	MP-DB17-S12	1.0000	1.0000	1.000000	y	Toluene,,	1,,1.0uL	y
12	q	STEM-DEFAULT	MP51_141C	17	1	MP-DB17-S12	1.0000	1.0000	1.000000	y	Toluene,,	1,,1.0uL	y
13	q	STEM-DEFAULT	MP51_141C	18	1	MP-DB17-S12	1.0000	1.0000	4.006000	y	L23368-14,N,	10,WG51889,2.0/2»	y
14	q	STEM-DEFAULT	MP51_141C	19	1	MP-DB17-S12	1.0000	1.0000	3.994000	y	L23368-13,N,	10,WG51889,2.0/2»	y
15	q	STEM-DEFAULT	MP51_141C	20	1	MP-DB17-S12	1.0000	1.0000	4.002000	y	L23368-12,N,	10,WG51889,2.0/2»	y
16	q	STEM-DEFAULT	MP51_141C	21	1	MP-DB17-S12	1.0000	1.0000	4.004000	y	L23368-11,N,	10,WG51889,2.0/2»	y
17	q	STEM-DEFAULT	MP51_141C	22	1	MP-DB17-S12	1.0000	1.0000	4.007000	y	L23368-10,N,	10,WG51889,2.0/2»	y
18	q	STEM-DEFAULT	MP51_141C	23	1	MP-DB17-S12	1.0000	1.0000	4.007000	y	L23368-9,N,	10,WG51889,2.0/2»	y
19	q	STEM-DEFAULT	MP51_141C	24	1	MP-DB17-S12	1.0000	1.0000	3.993000	y	L23368-8,N,	10,WG51889,2.0/2»	y
20	q	STEM-DEFAULT	MP51_141C	25	1	MP-DB17-c06	10.0000	1.0000	1.000000	y	MP004E-CAL,,»	1,,1.0uL Cal	y

AXYS METHOD MLA-905 Rev 01

Form 4A
CALIBRATION VERIFICATION

AXYS ANALYTICAL SERVICES
2045 MILLS RD., SIDNEY, B.C., CANADA
V8L 5X2 TEL (250) 655-5800 FAX (250) 655-5811

Initial Calibration Date:	04-Aug-2015	**VER Data Filename:**	MP51_141C S: 8
Instrument ID:	HR GC/MS	**Analysis Date:**	05-Aug-2015
GC Column ID:	DB17-MS	**Analysis Time:**	22:21:12

COMPOUND	CAS NO.	LAB FLAG [1]	m/e ION CHANNELS	ION ABUND. RATIO	QC LIMITS	CONC. FOUND (ng/mL)	CONC. RANGE (ng/mL)
3-OH-Chrysene	63019-39-6		316/301	2.86	1.86-3.86	46.9	35.8-66.6
3-OH-Benzo[a]pyrene	13345-21-6		340/325	7.75	5.04-10.5	48.3	36.6-68.0
9-OH-Benzo[a]pyrene	17573-21-6		340/325	10.8	7.01-14.6	42.4	35.9-66.7
3-OH-Benz[a]anthracene	4834-35-9		316/301	3.03	1.97-4.09	50.9	35.4-65.8

(1) Where applicable, custom lab flags have been used on this report.

These data are validated and reported as accurate and in accord with AXYS Analytical Services Ltd. ISO17025 compliant quality assurance processes.
Signed: _____Million Woudneh_____

For Axys Internal Use Only [XSL Template: Pest4A.xsl; Created: 18-Aug-2015 09:40:38; Application: XMLTransformer-1.14.15;
Report Filename: GENERIC-SPECS_Pest_MP51_141CS8__Form4A_SJ1918281.html; Workgroup: WG51889; Design ID: 2302]

AXYS METHOD MLA-905 Rev 01

Form 4B
CALIBRATION VERIFICATION

AXYS ANALYTICAL SERVICES
2045 MILLS RD., SIDNEY, B.C., CANADA
V8L 5X2 TEL (250) 655-5800 FAX (250) 655-5811

Initial Calibration Date:	04-Aug-2015	**VER Data Filename:**	MP51_141C S: 8
Instrument ID:	HR GC/MS	**Analysis Date:**	05-Aug-2015
GC Column ID:	DB17-MS	**Analysis Time:**	22:21:12

LABELED COMPOUND	CAS NO.	LAB FLAG [1]	m/e ION CHANNELS	ION ABUND. RATIO	QC LIMITS	CONC. FOUND (ng/mL)	CONC. RANGE (ng/mL)
13C6-3-OH-Chrysene			322/307	2.88	1.87-3.89	272	126-379
13C6-1-OH-Benz[a]anthracene			322/307	3.41	2.22-4.60	263	126-378
d11-3-OH-Benzo[a]pyrene			351/336	9.53	6.19-12.9	232	49.8-299

(1) Where applicable, custom lab flags have been used on this report.

These data are validated and reported as accurate and in accord with AXYS Analytical Services Ltd. ISO17025 compliant quality assurance processes.
Signed: _____Million Woudneh_____

For Axys Internal Use Only [XSL Template: Pest4B.xsl; Created: 18-Aug-2015 09:40:38; Application: XMLTransformer-1.14.15;
Report Filename: GENERIC-SPECS_Pest_MP51_141CS8__Form4B_SJ1918281.html; Workgroup: WG51889; Design ID: 2302]

AXYS METHOD MLA-905 Rev 01

Form 4A
CALIBRATION VERIFICATION

AXYS ANALYTICAL SERVICES
2045 MILLS RD., SIDNEY, B.C., CANADA
V8L 5X2 TEL (250) 655-5800 FAX (250) 655-5811

Initial Calibration Date:	04-Aug-2015	**VER Data Filename:**	MP51_141C S: 15
Instrument ID:	HR GC/MS	**Analysis Date:**	06-Aug-2015
GC Column ID:	DB17-MS	**Analysis Time:**	08:19:15

COMPOUND	CAS NO.	LAB FLAG [1]	m/e ION CHANNELS	ION ABUND. RATIO	QC LIMITS	CONC. FOUND (ng/mL)	CONC. RANGE (ng/mL)
3-OH-Chrysene	63019-39-6		316/301	2.81	1.83-3.79	46.9	35.8-66.6
3-OH-Benzo[a]pyrene	13345-21-6		340/325	7.82	5.08-10.6	53.8	36.6-68.0
9-OH-Benzo[a]pyrene	17573-21-6		340/325	10.3	6.71-13.9	38.1	35.9-66.7
3-OH-Benz[a]anthracene	4834-35-9		316/301	2.95	1.92-3.98	48.0	35.4-65.8

(1) Where applicable, custom lab flags have been used on this report.

These data are validated and reported as accurate and in accord with AXYS Analytical Services Ltd. ISO17025 compliant quality assurance processes.
Signed: _____Million Woudneh_____

For Axys Internal Use Only [XSL Template: Pest4A.xsl; Created: 18-Aug-2015 09:40:38; Application: XMLTransformer-1.14.15;
Report Filename: GENERIC-SPECS_Pest_MP51_141CS15__Form4A_SJ1918659.html; Workgroup: WG51889; Design ID: 2302]

AXYS METHOD MLA-905 Rev 01

Form 4B
CALIBRATION VERIFICATION

AXYS ANALYTICAL SERVICES
2045 MILLS RD., SIDNEY, B.C., CANADA
V8L 5X2 TEL (250) 655-5800 FAX (250) 655-5811

Initial Calibration Date:	04-Aug-2015	**VER Data Filename:**	MP51_141C S: 15
Instrument ID:	HR GC/MS	**Analysis Date:**	06-Aug-2015
GC Column ID:	DB17-MS	**Analysis Time:**	08:19:15

LABELED COMPOUND	CAS NO.	LAB FLAG [1]	m/e ION CHANNELS	ION ABUND. RATIO	QC LIMITS	CONC. FOUND (ng/mL)	CONC. RANGE (ng/mL)
13C6-3-OH-Chrysene			322/307	2.85	1.85-3.85	242	126-379
13C6-1-OH-Benz[a]anthracene			322/307	3.38	2.20-4.56	237	126-378
d11-3-OH-Benzo[a]pyrene			351/336	9.08	5.90-12.3	187	49.8-299

(1) Where applicable, custom lab flags have been used on this report.

These data are validated and reported as accurate and in accord with AXYS Analytical Services Ltd. ISO17025 compliant quality assurance processes.
Signed: _____Million Woudneh_____

For Axys Internal Use Only [XSL Template: Pest4B.xsl; Created: 18-Aug-2015 09:40:38; Application: XMLTransformer-1.14.15;
Report Filename: GENERIC-SPECS_Pest_MP51_141CS15__Form4B_SJ1918659.html; Workgroup: WG51889; Design ID: 2302]

www.axysanalytical.com

Experiment : MP-DB17MS-1_03
GC Program : MP-DB17MS-1_01
Column type : DB17-MS
Serial # : US8631163H/US5
kPa : 386
Vol injected: 2.0uL
PMT Voltage : 399

Temps -source: 250
-s resv: 200
-re_ent: 270
-cap_1 : 270
-cap_2 : 270

Tune : XX/MO
List : VR
Check :
LIMS :
Logfile:

Date -list : 07-AUG-2015
-liner : 05-AUG-2015
-septum: 05-AUG-2015
-guard : 60cm 05-AUG-2015
-column: NEW 31-JUL-2015
-t line: NEW 31-JUL-2015

#	Data file	S	V	Sample Text	Comments	Acquisition Date/Time
1	MP51_142D	1	1	MP004E-CAL,,/03	1,,2.0uL CS-5/Cal	7-AUG-15 20:54:56
2	MP51_142D	2	2	MP004E-CAL,,/03	1,,2.0uL CS-5/Cal	7-AUG-15 21:29:00
3	MP51_142D	3	3	Toluene,,	1,,1.0uL	7-AUG-15 22:03:10
4	MP51_142D	4	4	Toluene,,	1,,1.0uL	7-AUG-15 22:37:22
5	MP51_142D	5	5	L23368-2,NL,	10,WG51828,2.0/200uL	7-AUG-15 23:11:32
6	MP51_142D	6	6	L23367-13,NL,	10,WG51828,2.0/200uL	7-AUG-15 23:45:41
7	MP51_142D	7	7	L23368-12,NL,	10,WG51889,2.0/200uL	8-AUG-15 00:19:51
8	MP51_142D	8	8	L23368-8,NL,	10,WG51889,2.0/200uL	8-AUG-15 00:54:02
9	MP51_142D	9	9	MP004E-CAL,,/03	1,,1.0uL Cal	8-AUG-15 01:28:14
10	MP51_142D	10	10	MP004E-CAL,,/03	1,,1.0uL Cal	8-AUG-15 07:36:04

Peak Locate Examination: 7-AUG-2015:20:40 File:MP51_142DCAL
Experiment:MP-DB17MS-1_03 Function:1 Reference:PFK_1668A

Approved yz 07 Aug 2015

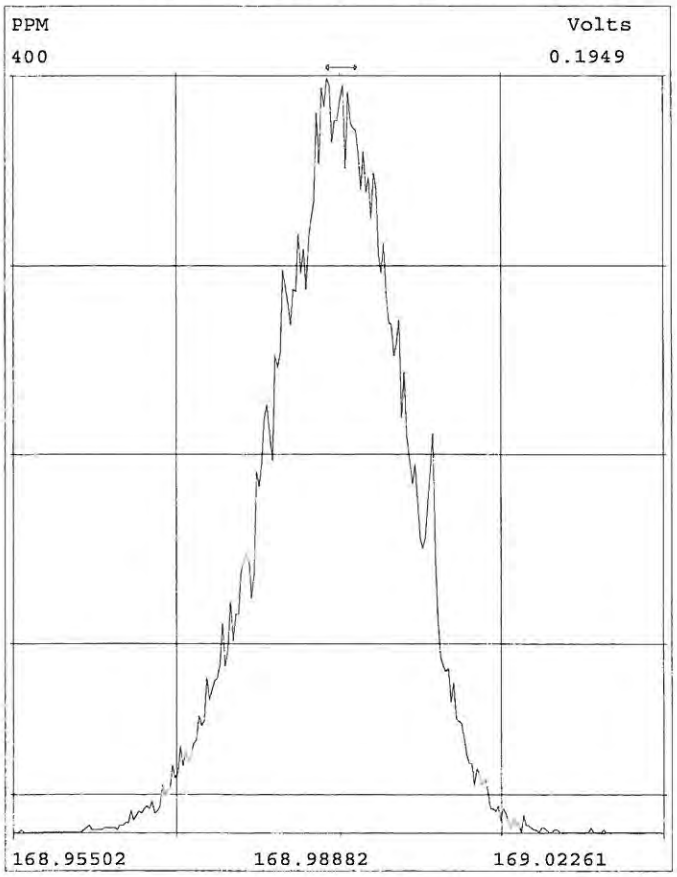

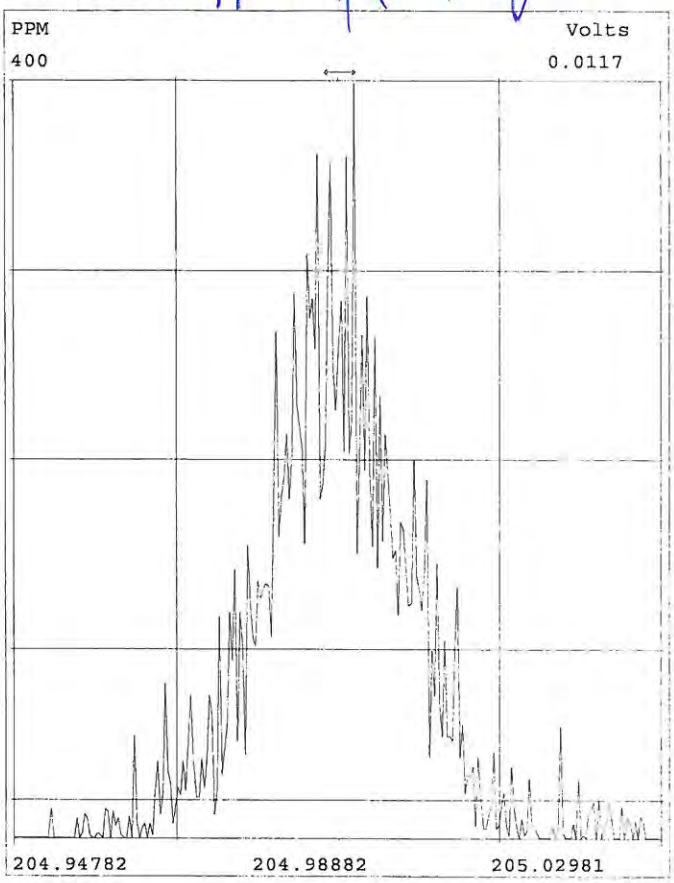

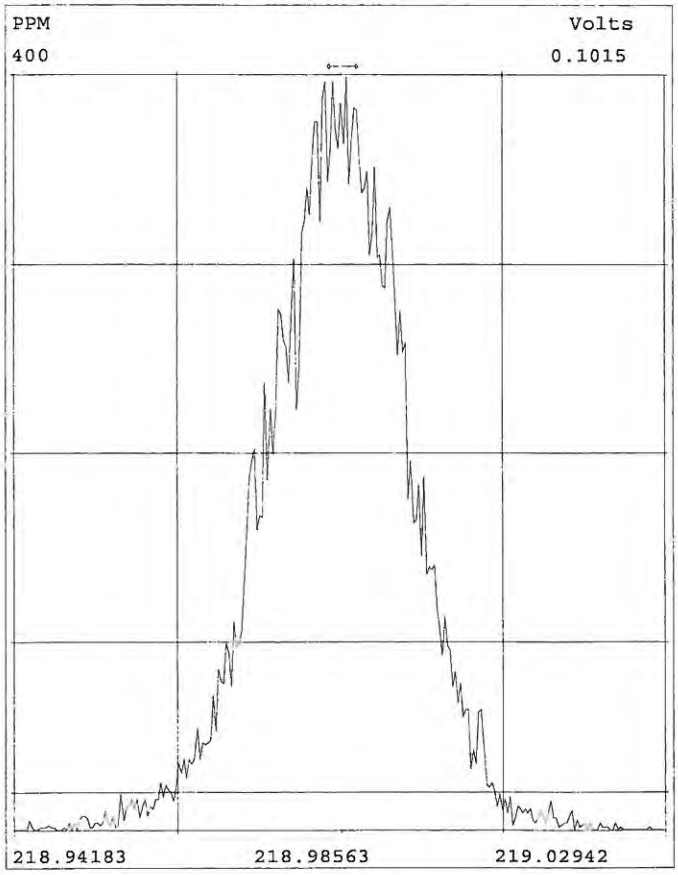

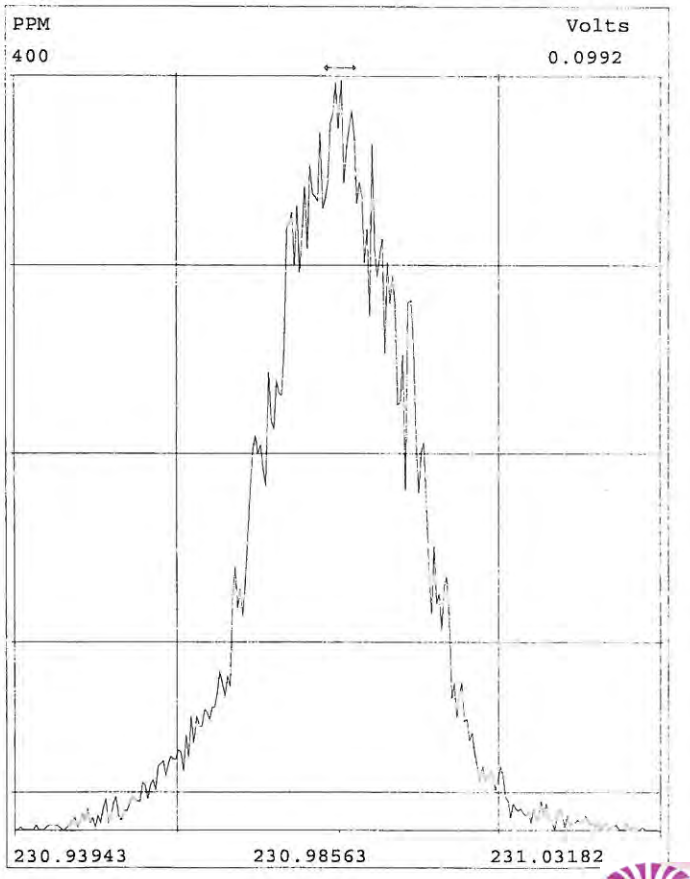

Peak Locate Examination: 7-AUG-2015:20:40 File:MP51_142DCAL
Experiment:MP-DB17MS-1_03 Function:2 Reference:PFK_1668A

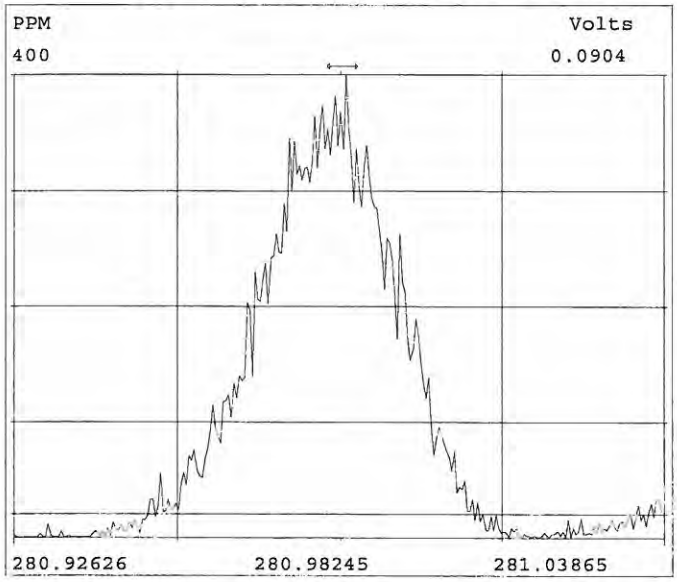

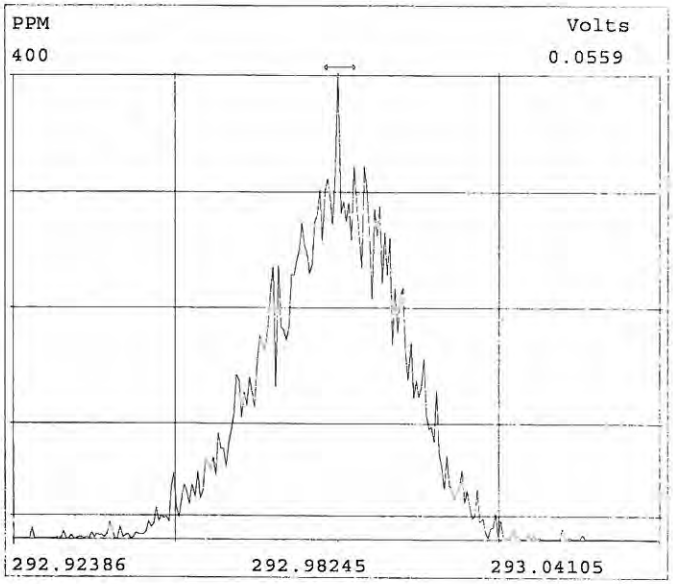

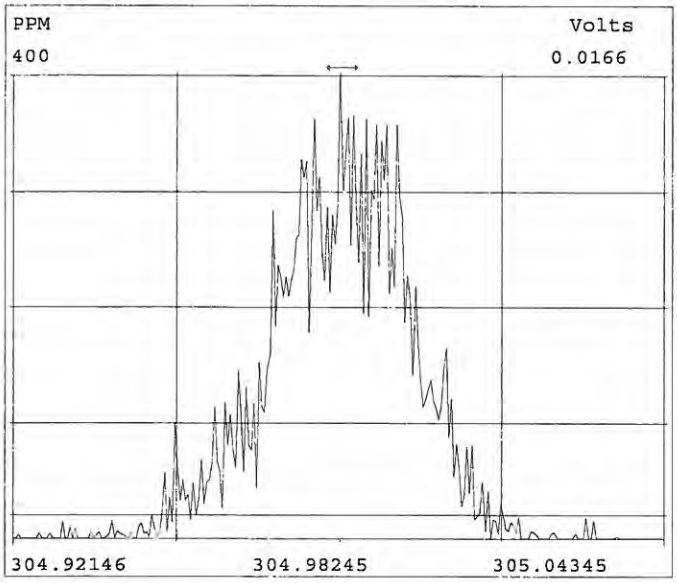

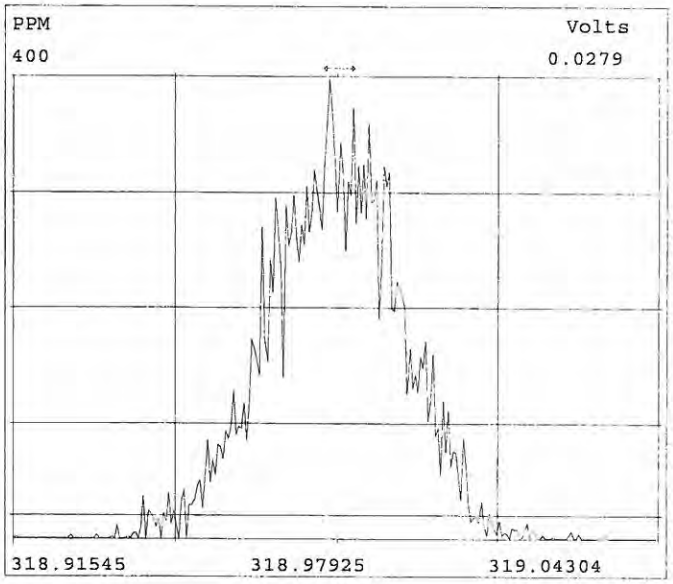

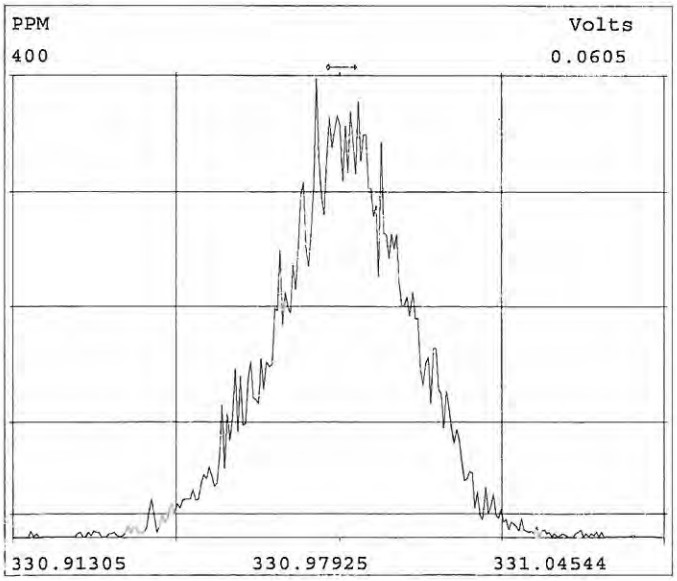

Peak Locate Examination: 7-AUG-2015:20:40 File:MP51_142DCAL
Experiment:MP-DB17MS-1_03 Function:3 Reference:PFK_1668A

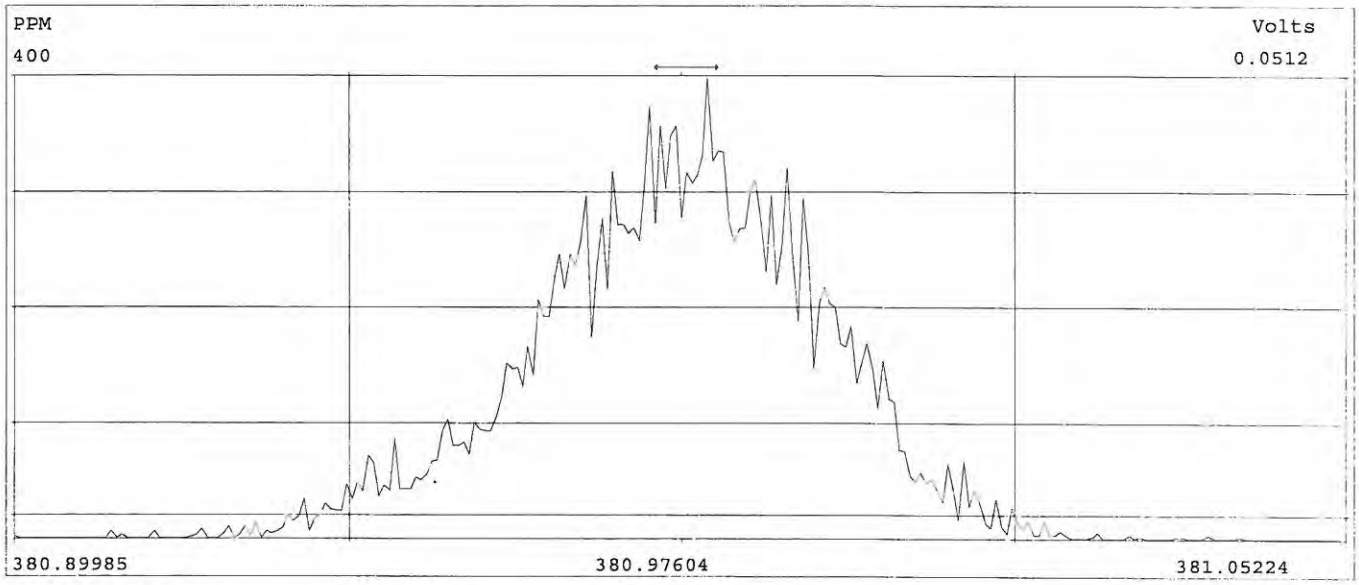

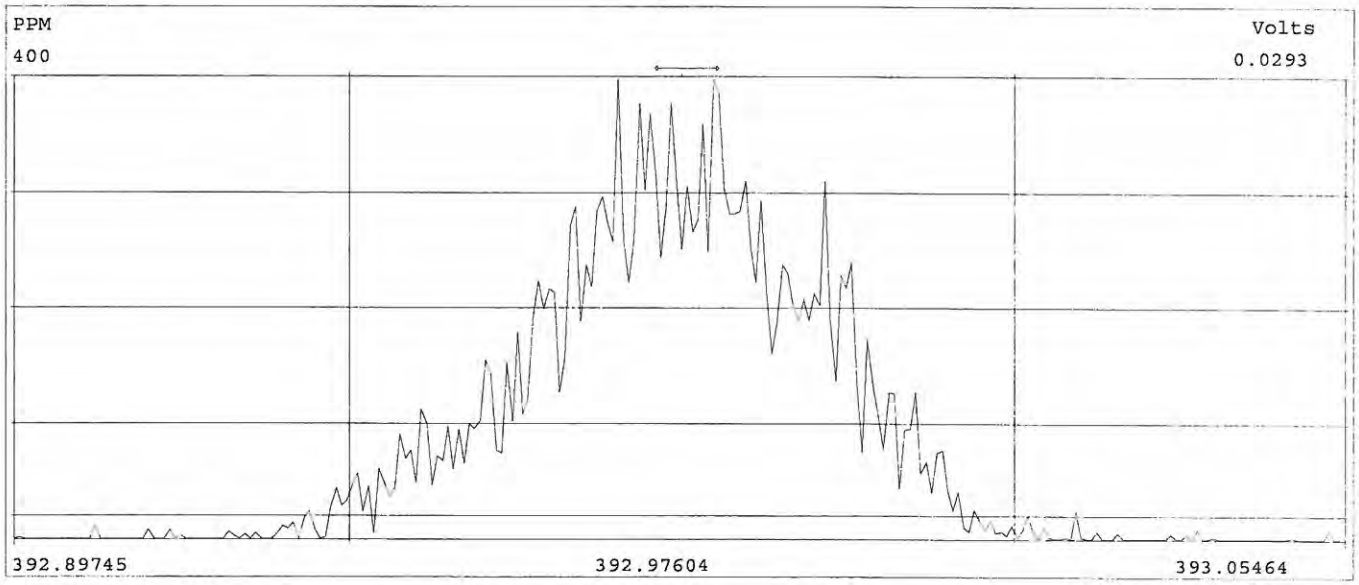

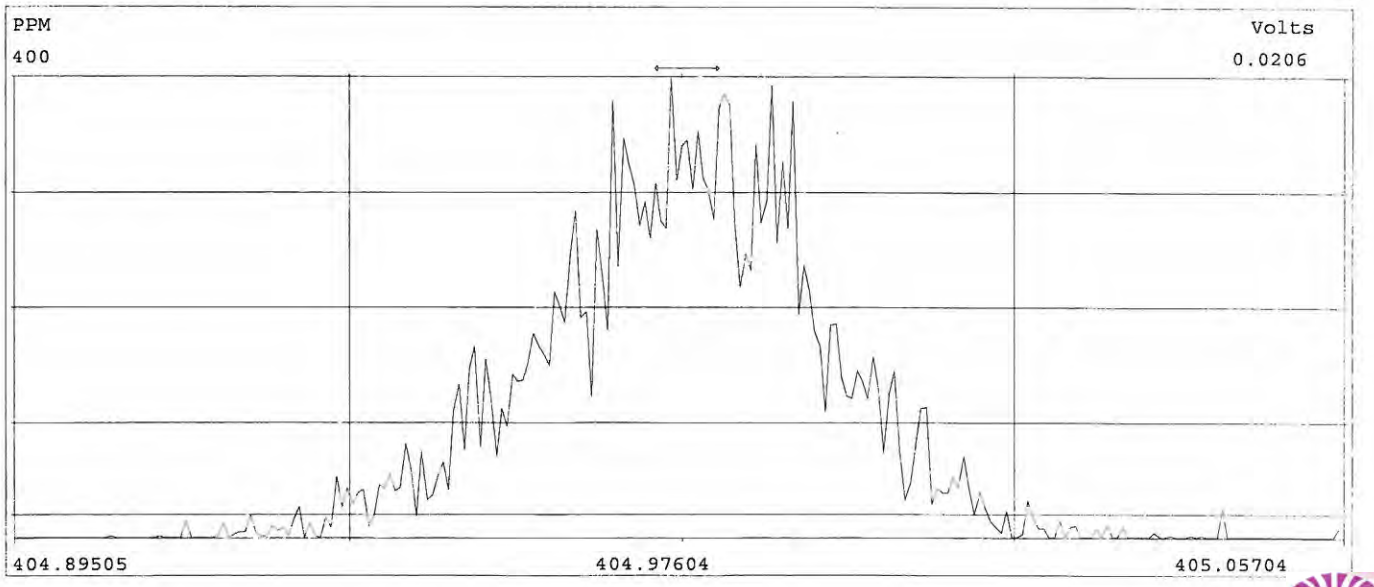

Peak Locate Examination: 7-AUG-2015:20:40 File:MP51_142DCAL
Experiment:MP-DB17MS-1_03 Function:4 Reference:PFK_1668A

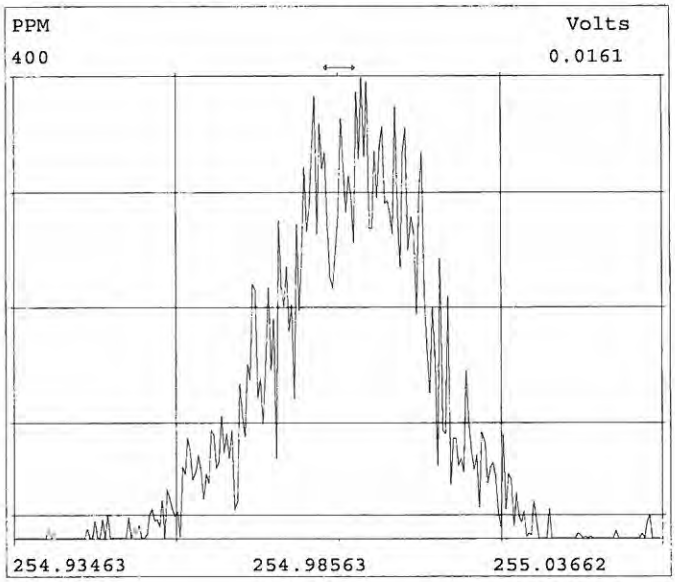

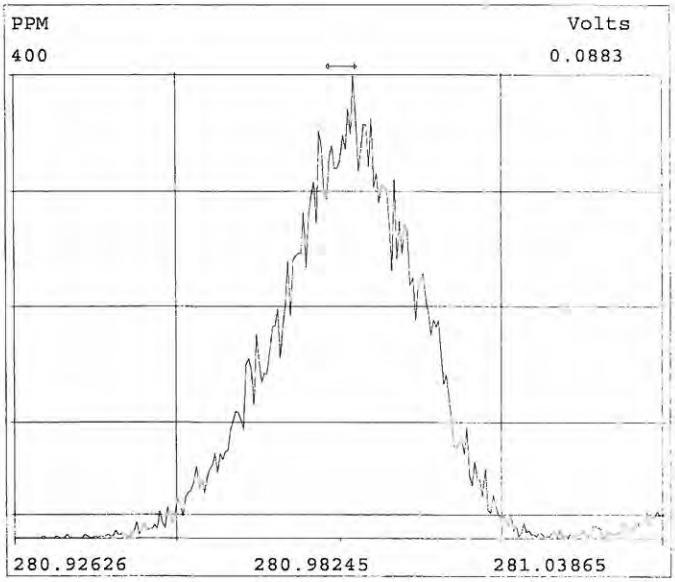

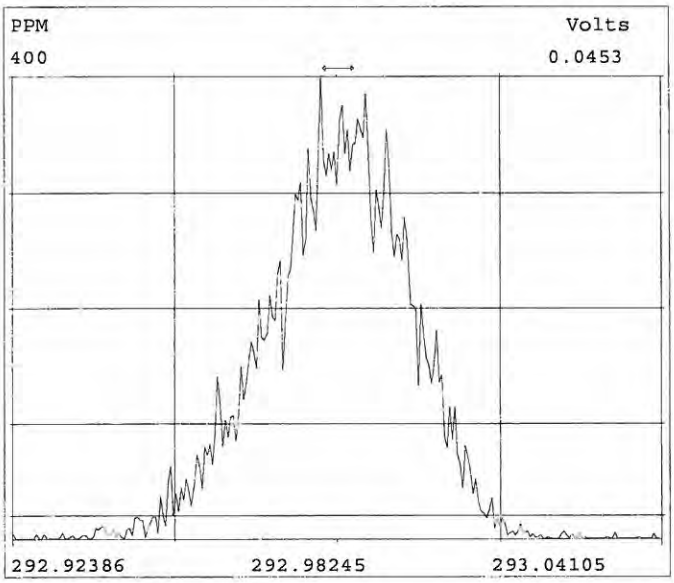

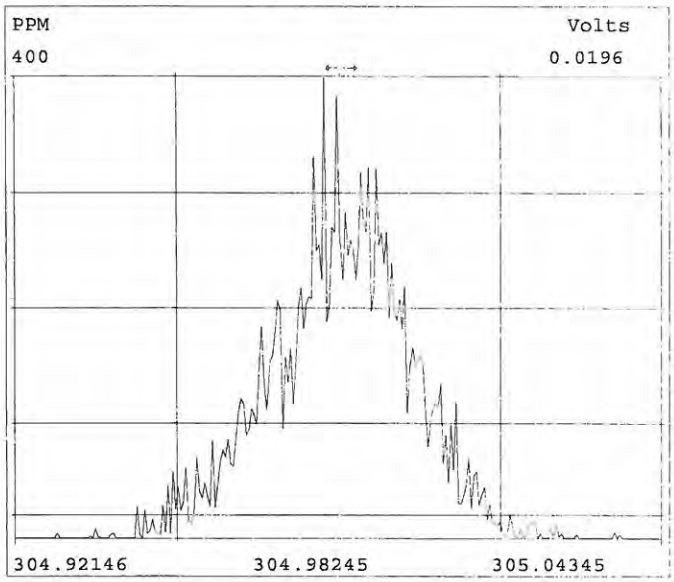

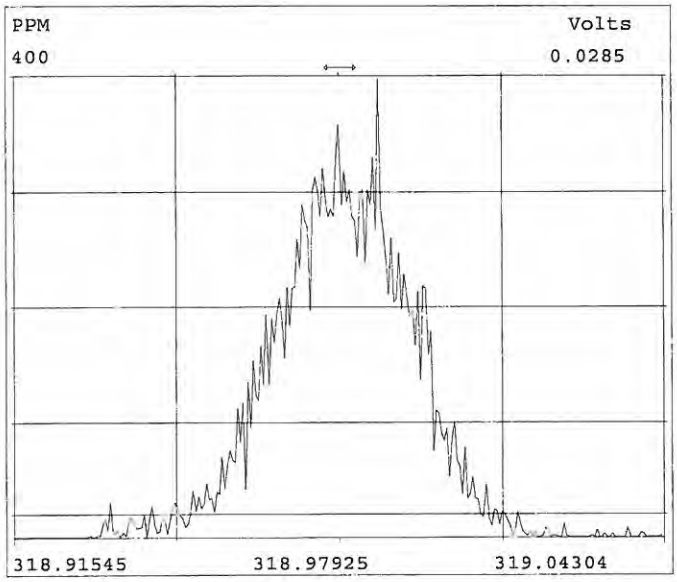



Peak Locate Examination: 7-AUG-2015:20:41 File:MP51_142DCAL
Experiment:MP-DB17MS-1_03 Function:5 Reference:PFK_1668A

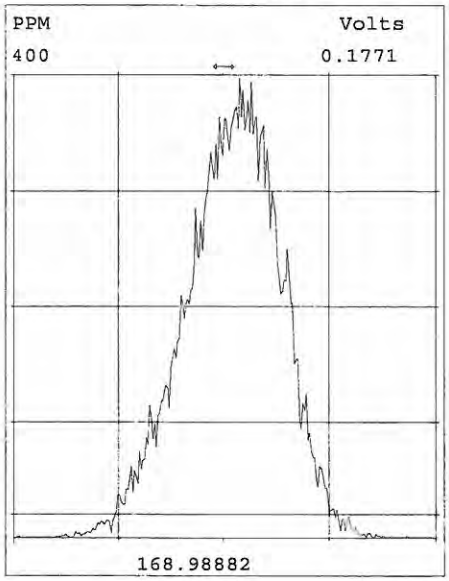

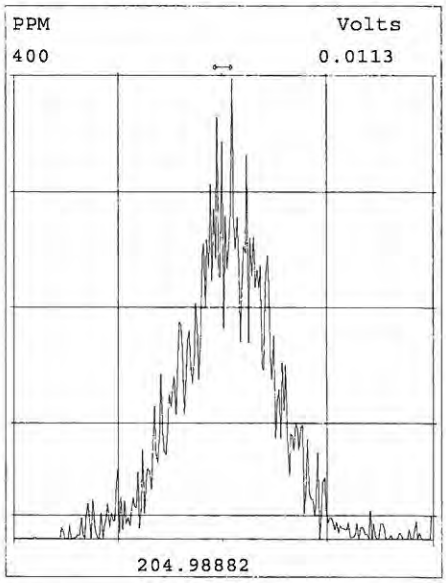

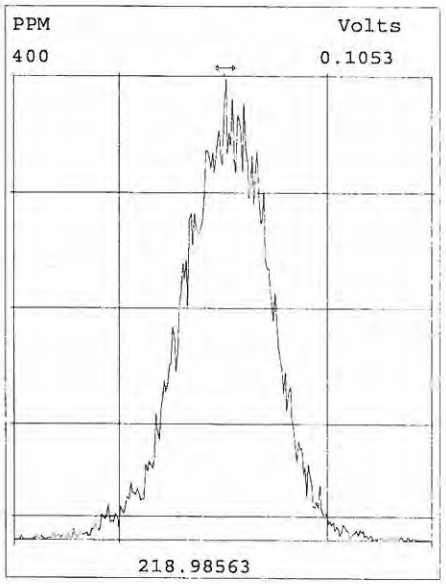

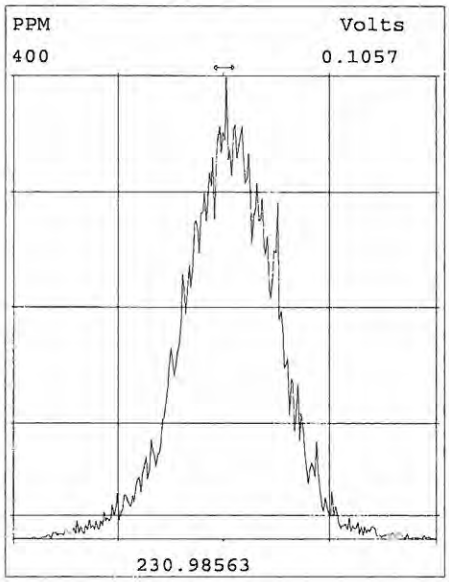

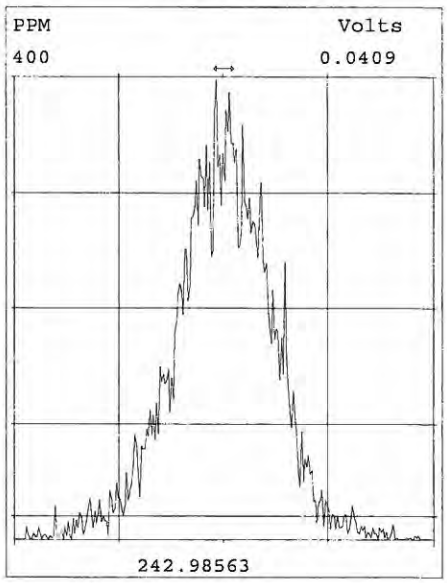

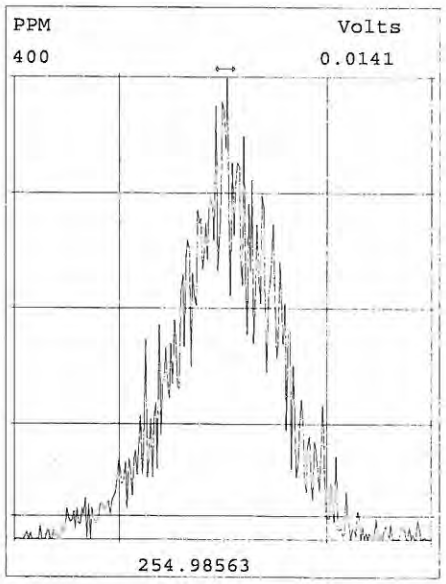

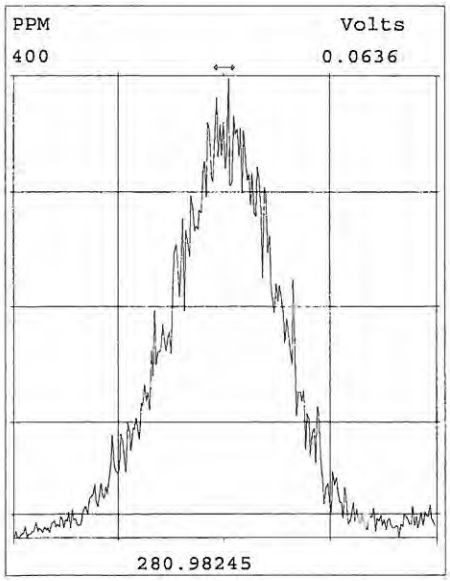

Peak Locate Examination: 7-AUG-2015:20:43 File:MP51_142DCAL
Experiment:MP-DB17MS-1_03 Function:6 Reference:PFK_1668A

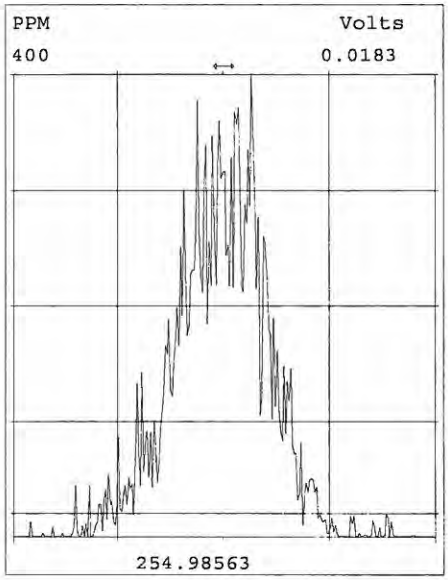

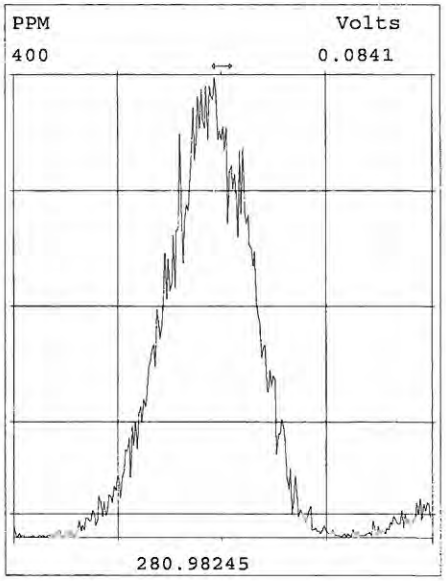

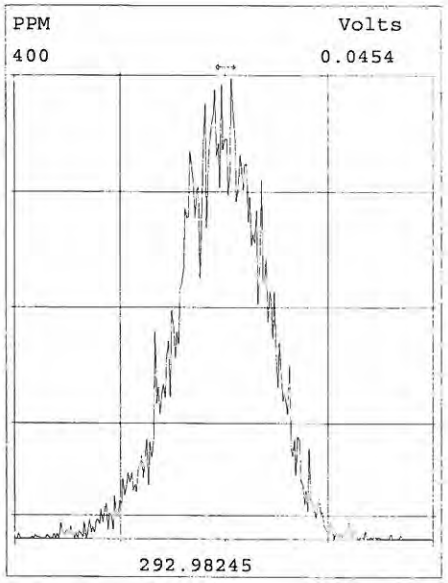

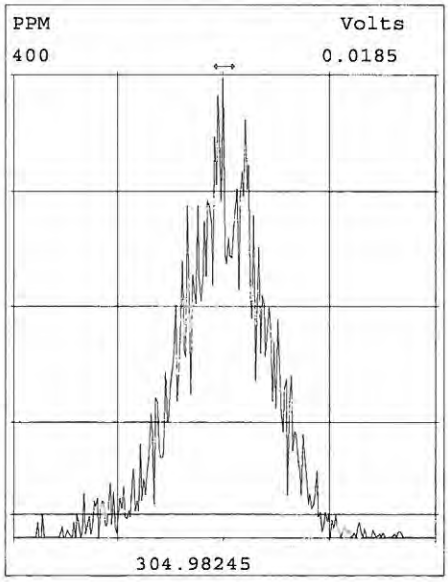

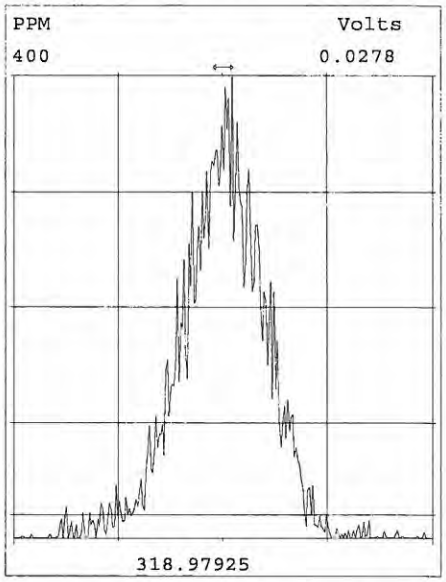

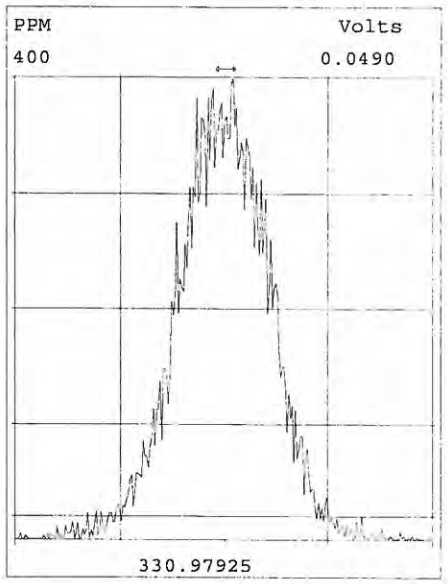

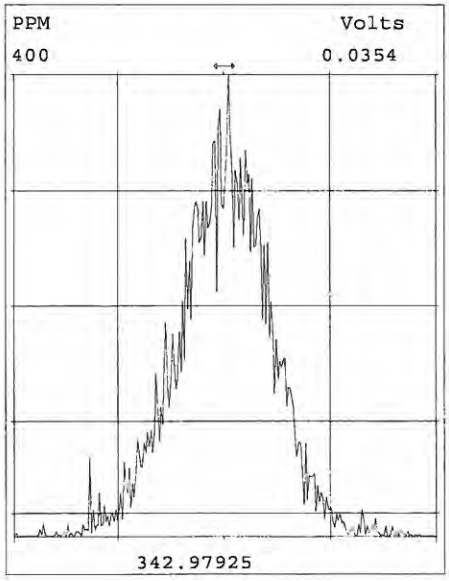

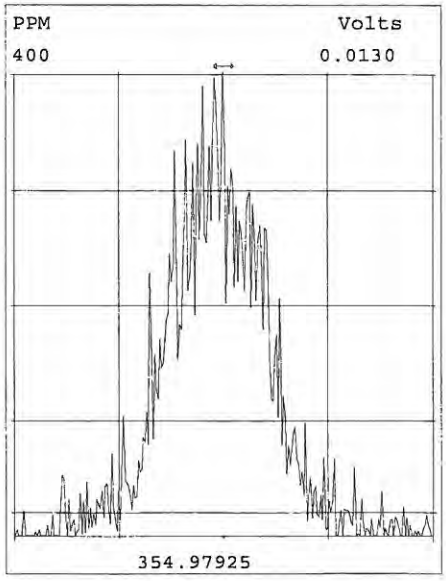

Approved by DS
08 Aug/2015

Peak Locate Examination: 8-AUG-2015:08:29 File:MP51_142DCAL2
Experiment:MP-DB17MS-1_03 Function:1 Reference:PFK_1668A

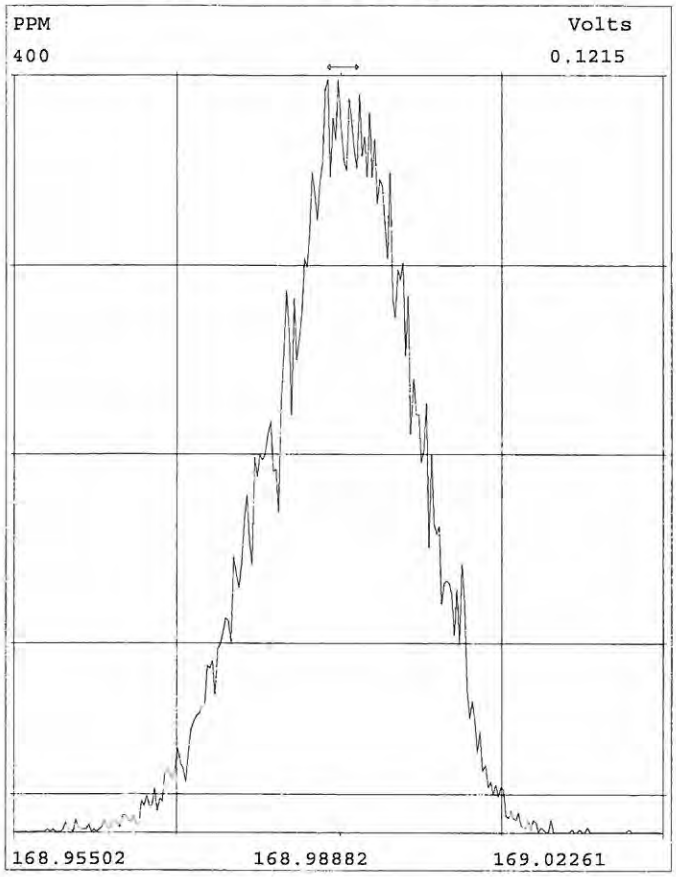

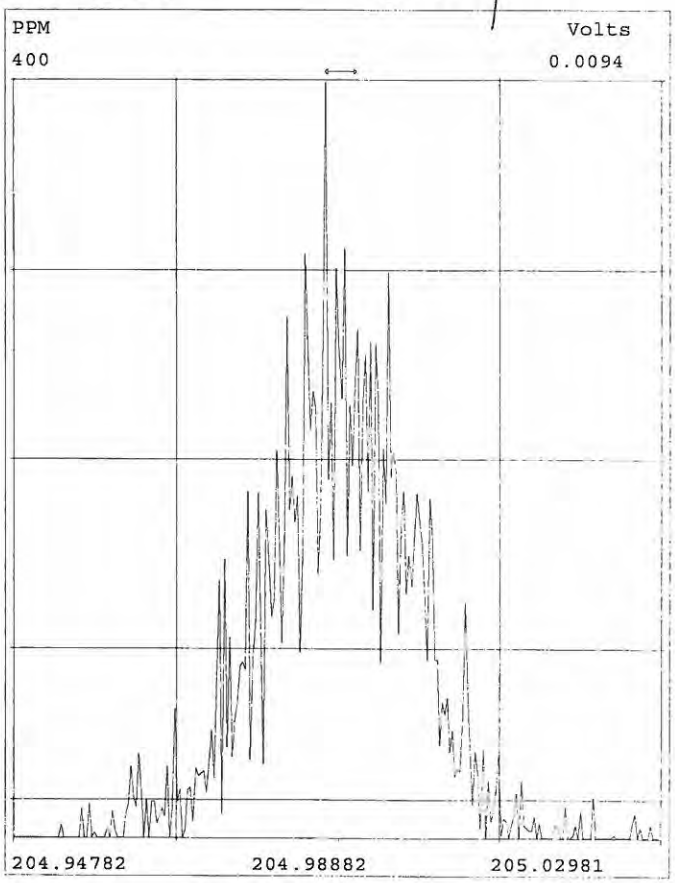

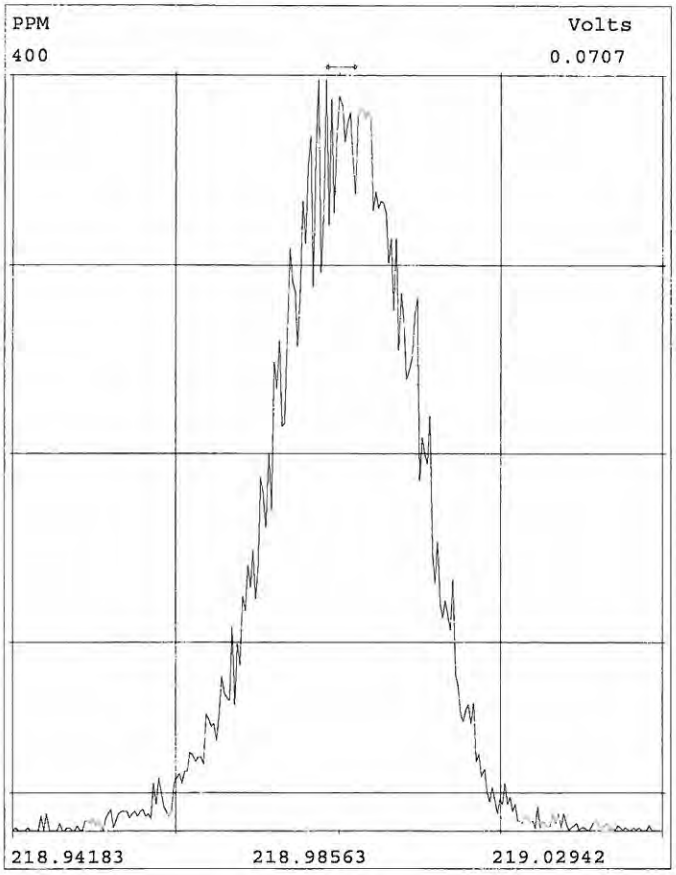

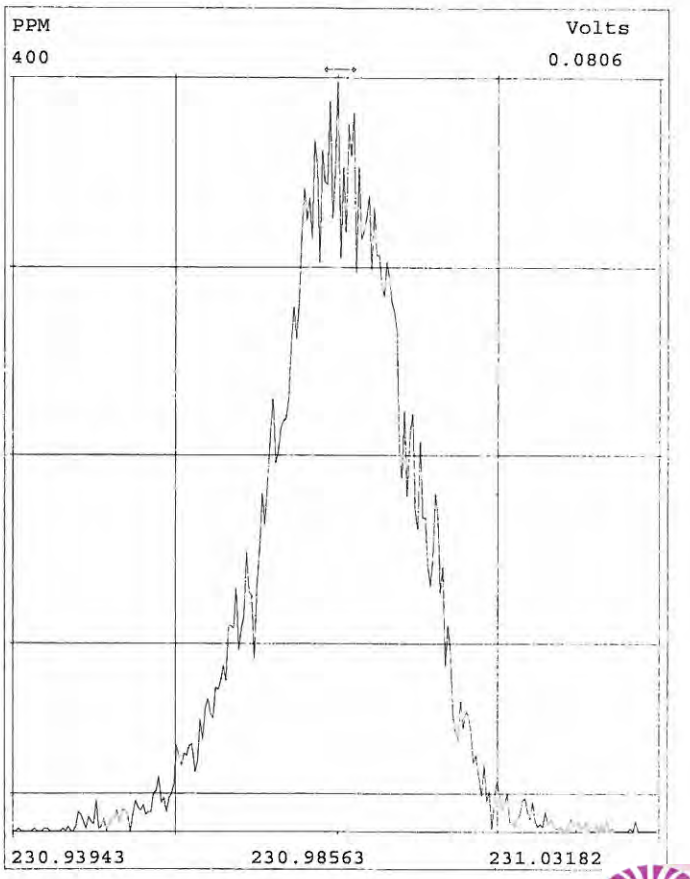

Peak Locate Examination: 8-AUG-2015:08:31 File:MP51_142DCAL2
Experiment:MP-DB17MS-1_03 Function:2 Reference:PFK_1668A

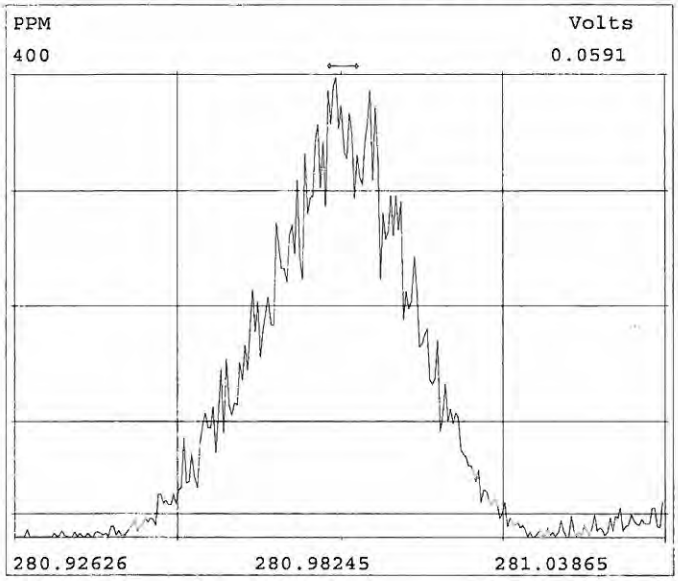

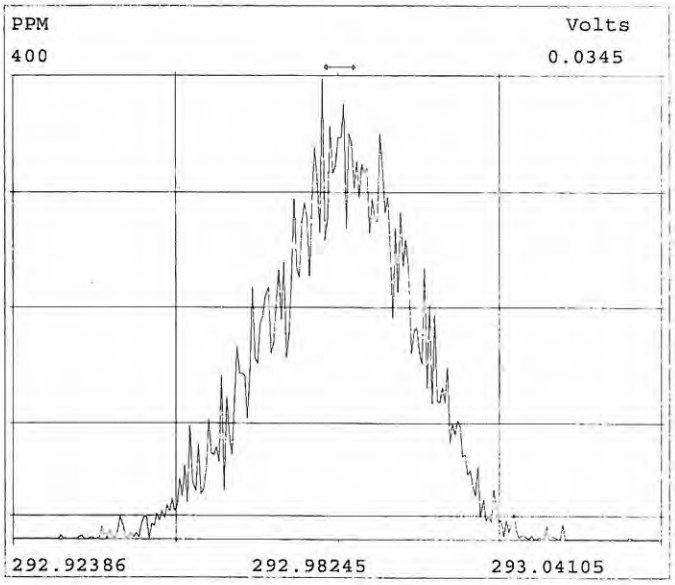

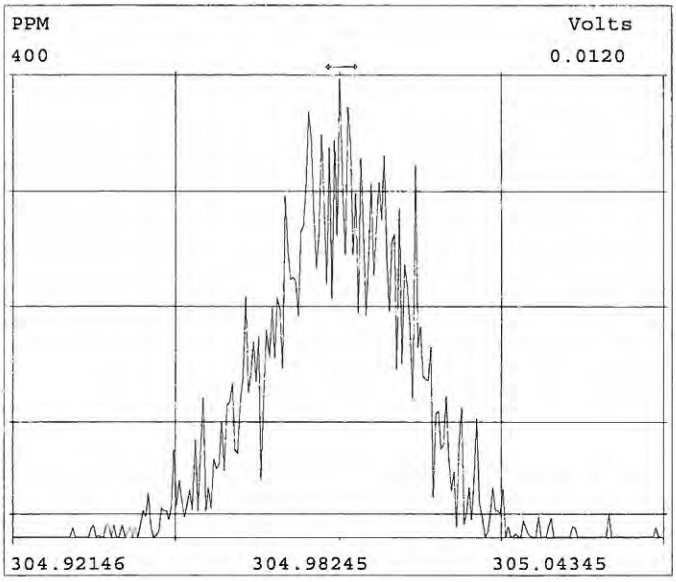

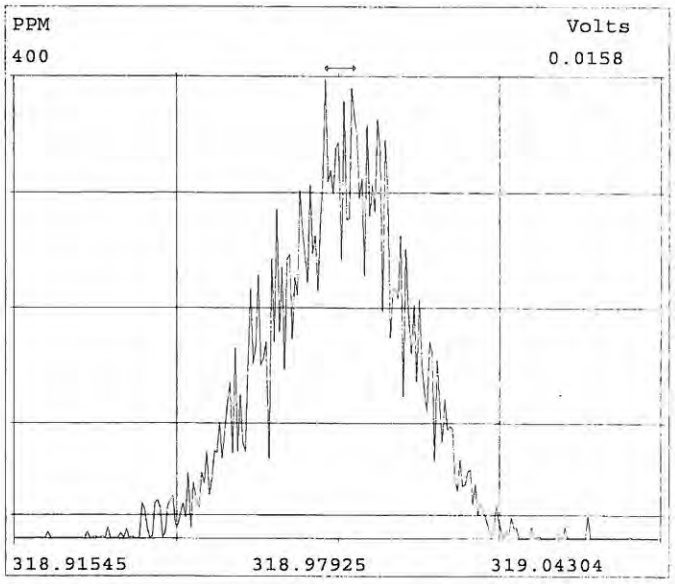

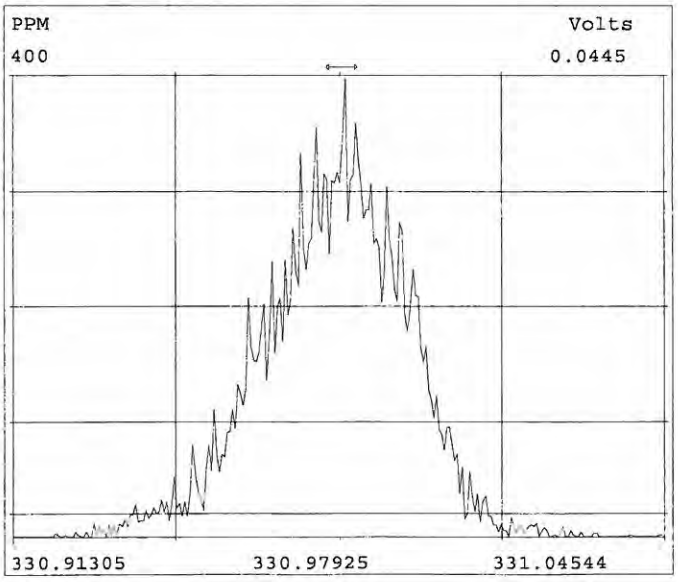

Peak Locate Examination: 8-AUG-2015:08:31 File:MP51_142DCAL2
Experiment:MP-DB17MS-1_03 Function:3 Reference:PFK_1668A

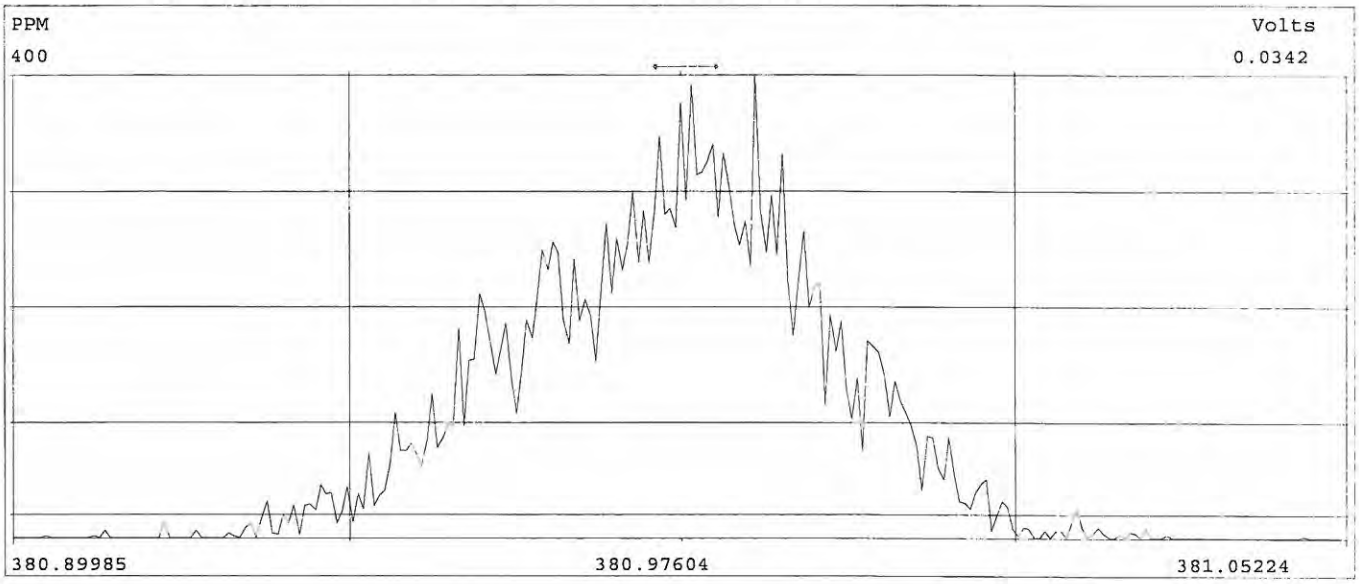

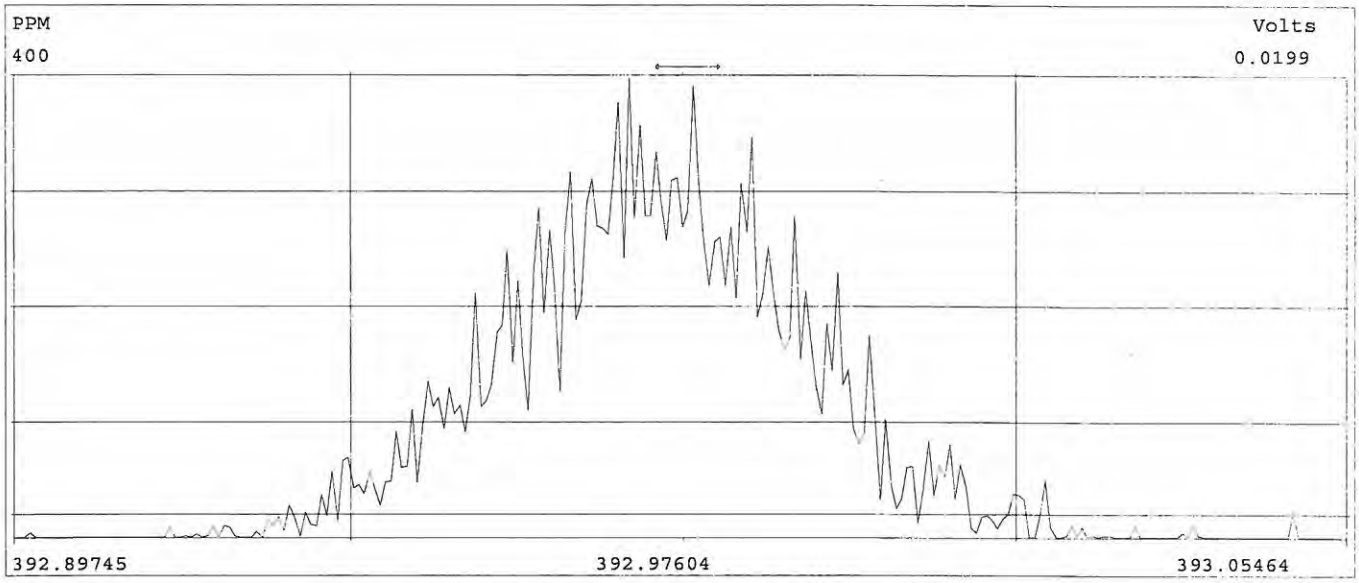

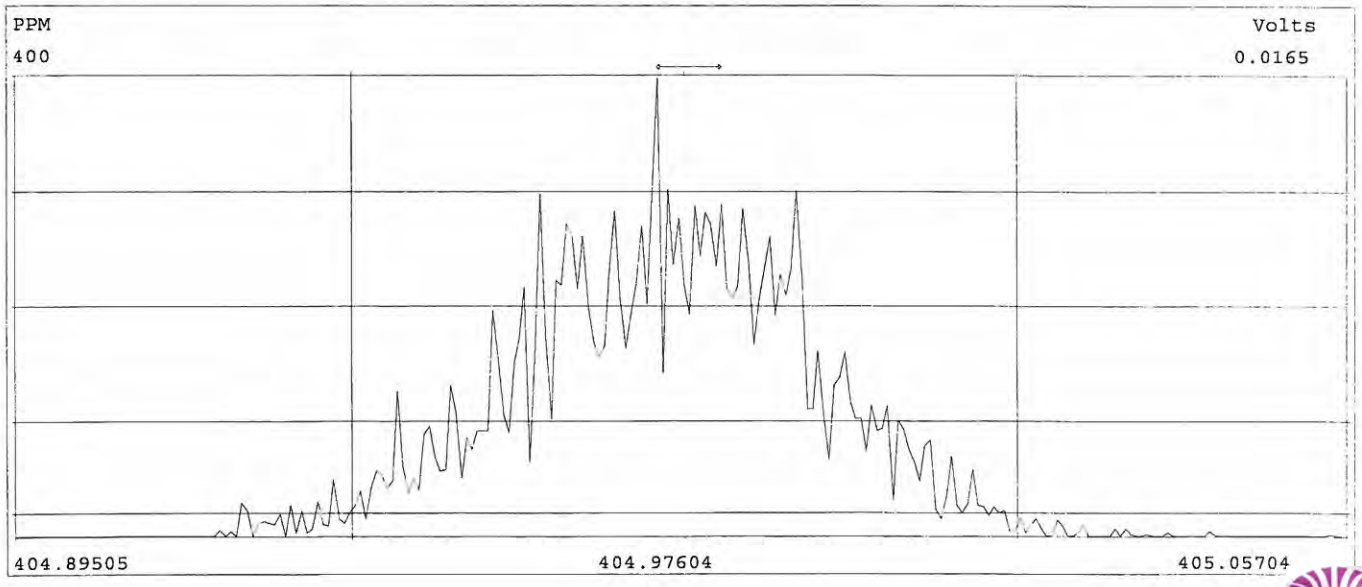

Peak Locate Examination: 8-AUG-2015:08:31 File:MP51_142DCAL2
Experiment:MP-DB17MS-1_03 Function:4 Reference:PFK_1668A

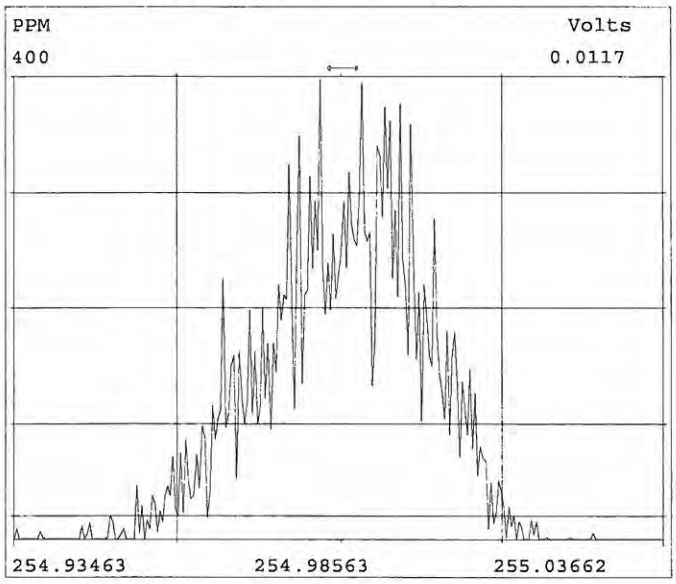

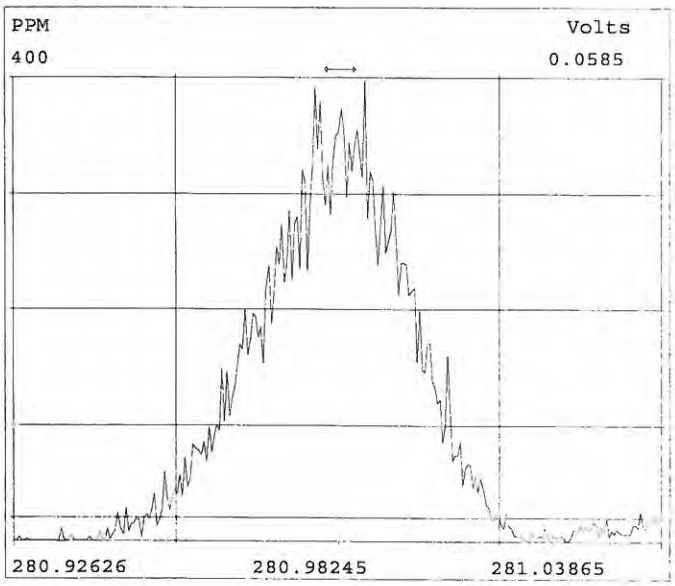

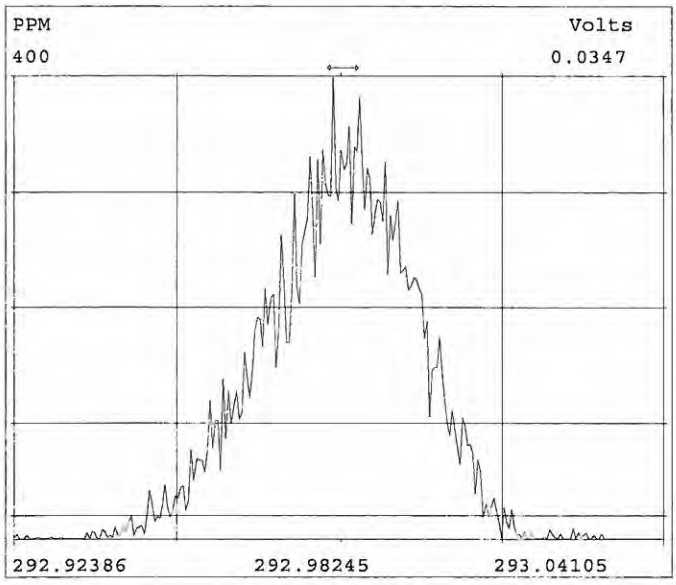

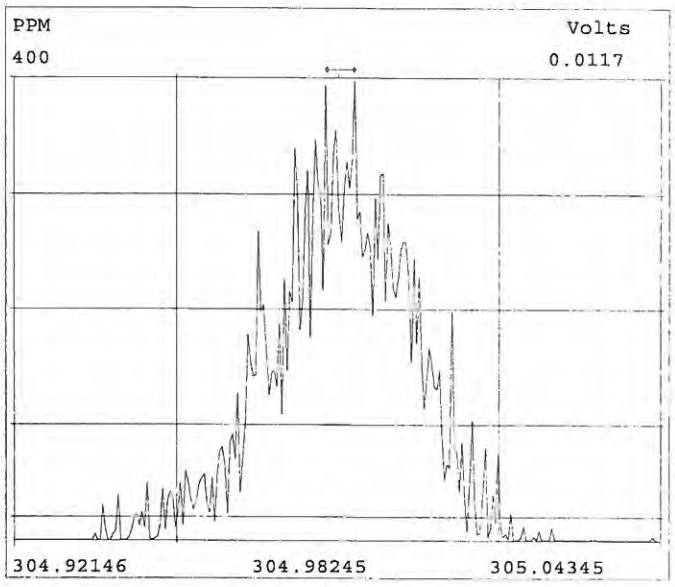

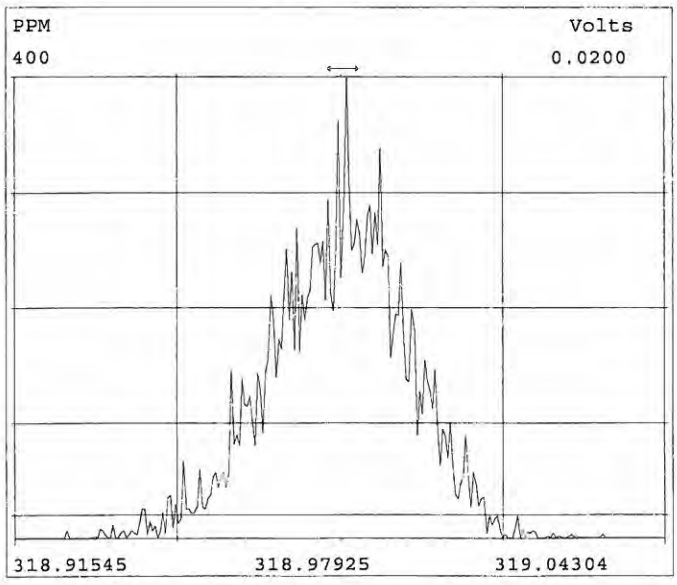

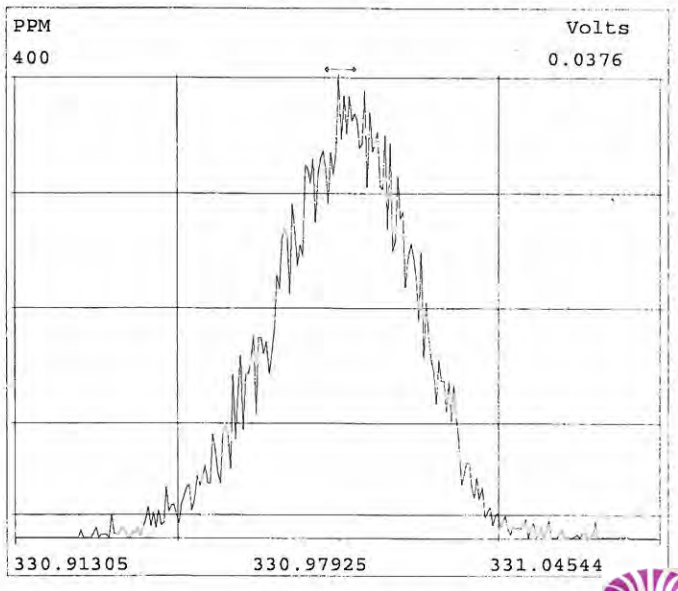

Peak Locate Examination: 8-AUG-2015:08:32 File:MP51_142DCAL2
Experiment:MP-DB17MS-1_03 Function:5 Reference:PFK_1668A

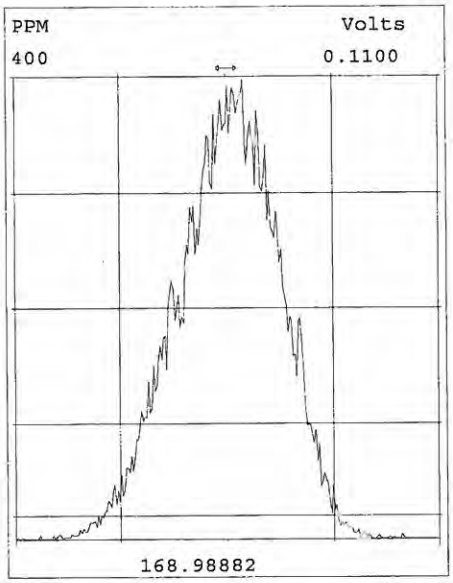

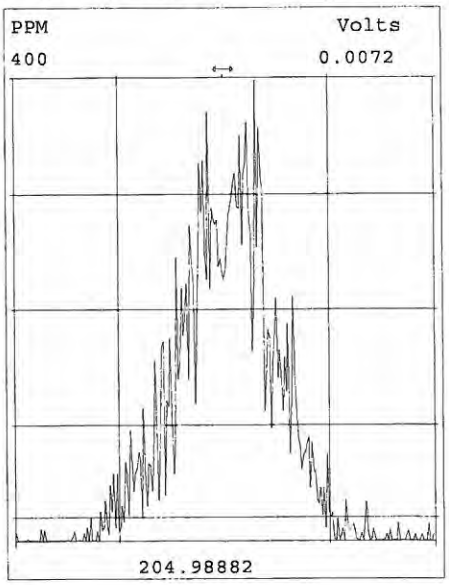

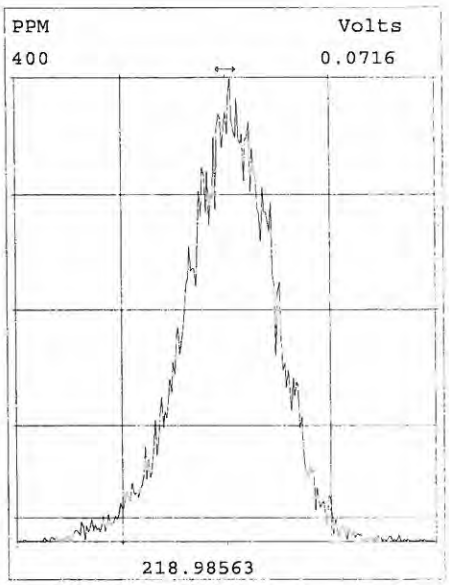

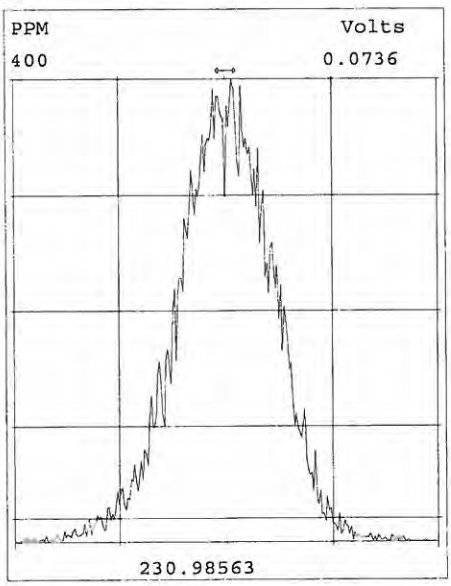

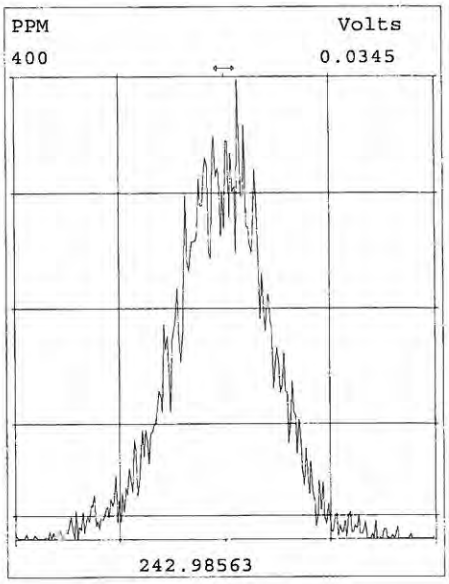

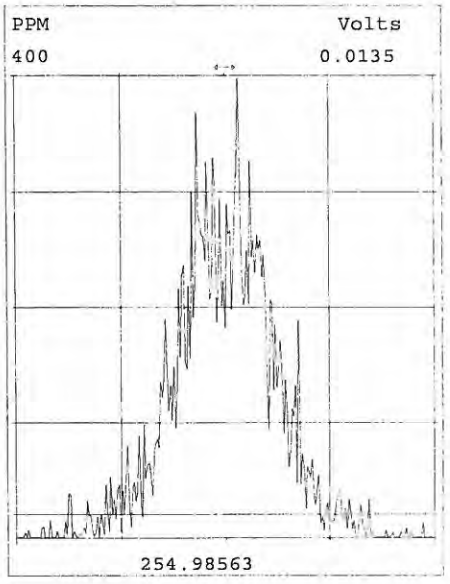

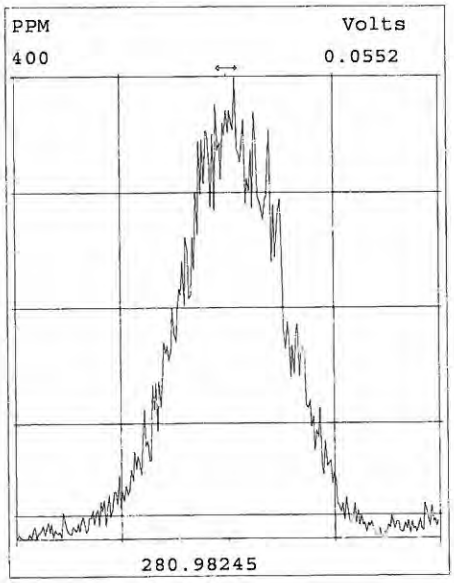

Peak Locate Examination: 8-AUG-2015:08:32 File:MP51_142DCAL2
Experiment:MP-DB17MS-1_03 Function:6 Reference:PFK_1668A

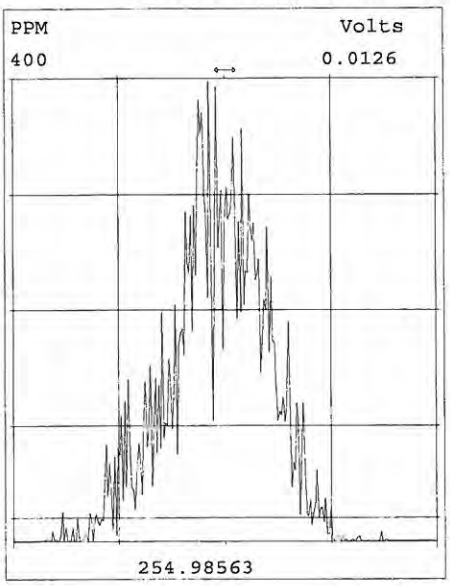

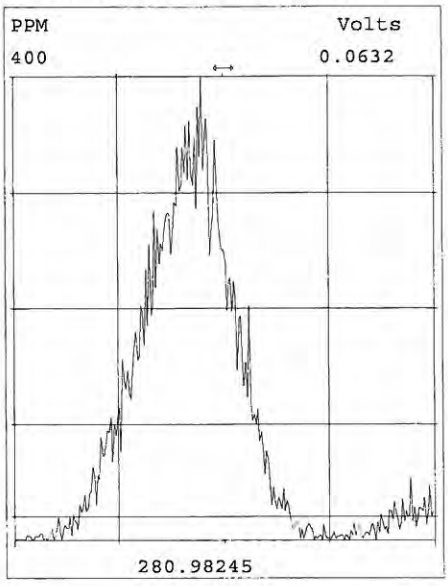

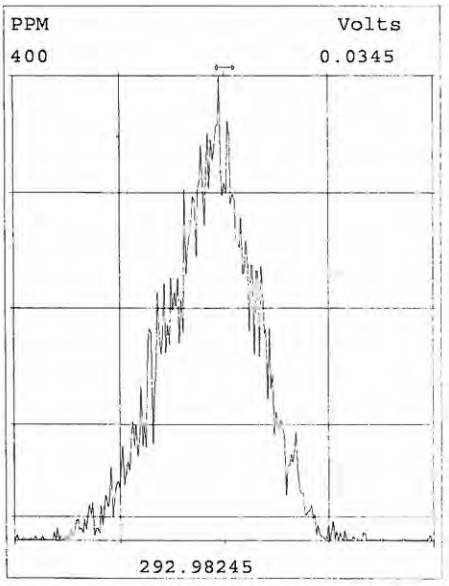

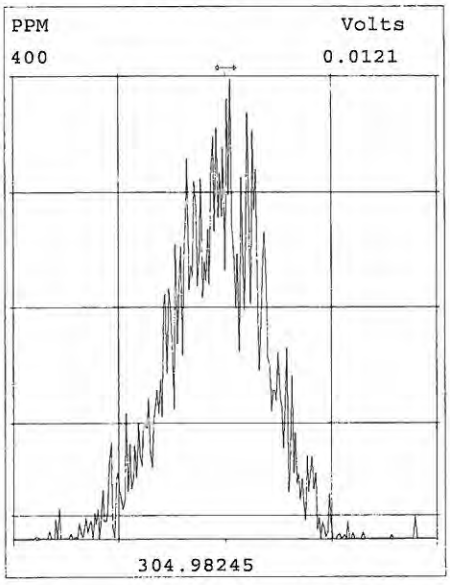

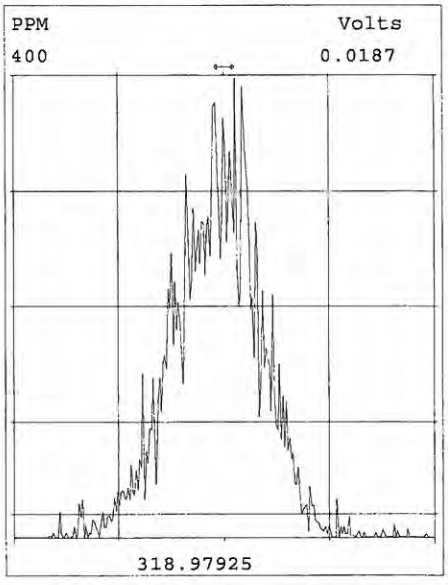

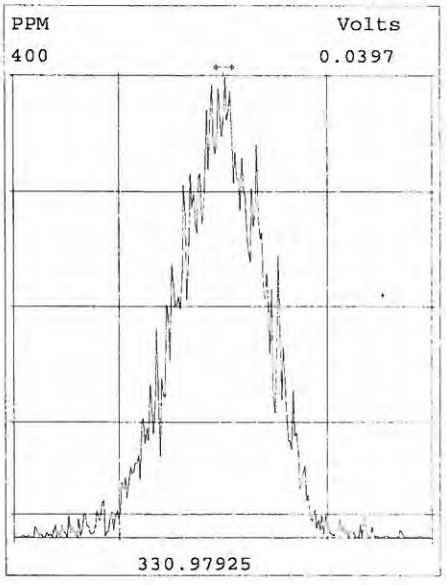

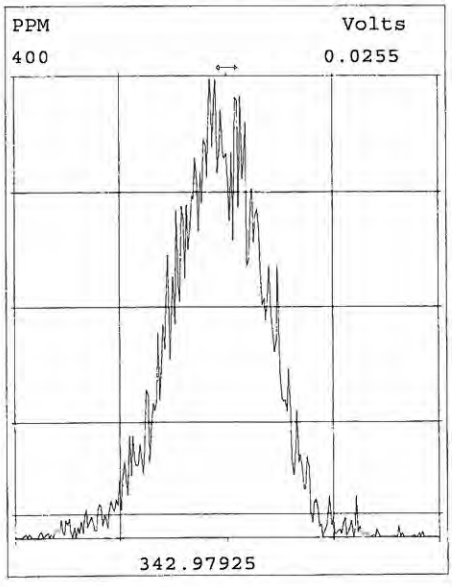

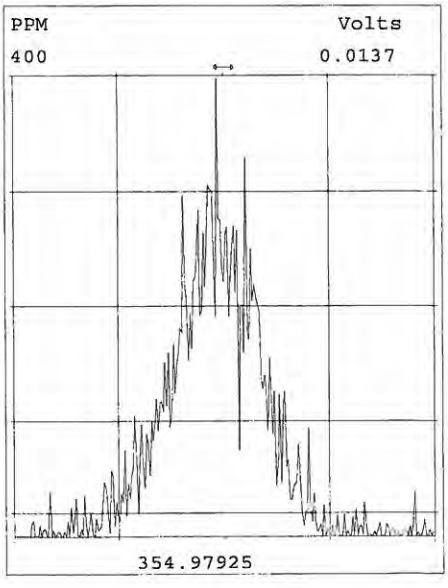

OPUSquan 8-AUG-2015 Page 1 MP51_142D-B

	c/q	Data Area	Data File	S	I	AnalyteTable	Factr #1	Factr #2	Size	HC	Sample Text	Comments	Done
1	c	STEM-DEFAULT	MP51_140K	1	1	MP-DB17-C06	0.0500	1.0000	1.000000	y	MP004A-CAL,,»	1,,2.0uL CS-1/SE»	y
2	c	STEM-DEFAULT	MP51_140K	2	1	MP-DB17-C06	0.1000	1.0000	1.000000	y	MP004B-CAL,,»	1,,2.0uL CS-2	y
3	c	STEM-DEFAULT	MP51_140J	5	1	MP-DB17-C06	0.2000	1.0000	1.000000	y	MP004C-CAL,,»	1,,2.0uL CS-3	y
4	c	STEM-DEFAULT	MP51_140K	3	1	MP-DB17-C06	1.0000	1.0000	1.000000	y	MP004D-CAL,,»	1,,2.0uL CS-4	y
5	c	STEM-DEFAULT	MP51_140J	3	1	MP-DB17-C06	10.0000	1.0000	1.000000	y	MP004E-CAL,,»	1,,2.0uL CS-5/Cal	y
6	c	STEM-DEFAULT	MP51_140K	6	1	MP-DB17-C06	50.0000	1.0000	1.000000	y	MP004F-CAL,,»	1,,2.0uL CS-6	y
7	c	STEM-DEFAULT	MP51_140K	5	1	MP-DB17-C06	100.0000	1.0000	1.000000	y	MP004G-CAL,,»	1,,2.0uL CS-7	y
8	c	STEM-DEFAULT	MP51_140K	4	1	MP-DB17-C06	200.0000	1.0000	1.000000	y	MP004H-CAL,,»	1,,2.0uL CS-8	y
9	q	STEM-DEFAULT	MP51_142D	1	1	mp-db17-c06	10.0000	1.0000	1.000000	y	MP004E-CAL,,»	1,,2.0uL CS-5/Cal	y
10	q	STEM-DEFAULT	MP51_142D	2	1	mp-db17-c06	10.0000	1.0000	1.000000	y	MP004E-CAL,,»	1,,2.0uL CS-5/Cal	y
11	q	STEM-DEFAULT	MP51_142D	3	1	mp-db17-s12	1.0000	1.0000	1.000000	y	Toluene,,	1,,1.0uL	y
12	q	STEM-DEFAULT	MP51_142D	4	1	mp-db17-s12	1.0000	1.0000	1.000000	y	Toluene,,	1,,1.0uL	y
13	q	STEM-DEFAULT	MP51_142D	7	1	mp-db17-s12	1.0000	1.0000	4.002000	y	L23368-12,NL,	10,WG51889,2.0/2»	y
14	q	STEM-DEFAULT	MP51_142D	8	1	mp-db17-s12	1.0000	1.0000	3.993000	y	L23368-8,NL,	10,WG51889,2.0/2»	y
15	q	STEM-DEFAULT	MP51_142D	9	1	mp-db17-c06	10.0000	1.0000	1.000000	y	MP004E-CAL,,»	1,,1.0uL Cal	y
16	q	STEM-DEFAULT	MP51_142D	10	1	mp-db17-c06	10.0000	1.0000	1.000000	y	MP004E-CAL,,»	1,,1.0uL Cal	y

AXYS METHOD MLA-905 Rev 01

Form 4A
CALIBRATION VERIFICATION

AXYS ANALYTICAL SERVICES
2045 MILLS RD., SIDNEY, B.C., CANADA
V8L 5X2 TEL (250) 655-5800 FAX (250) 655-5811

Initial Calibration Date:	04-Aug-2015	**VER Data Filename:**	MP51_142D S: 2
Instrument ID:	HR GC/MS	**Analysis Date:**	07-Aug-2015
GC Column ID:	DB17-MS	**Analysis Time:**	21:29:00

COMPOUND	CAS NO.	LAB FLAG [1]	m/e ION CHANNELS	ION ABUND. RATIO	QC LIMITS	CONC. FOUND (ng/mL)	CONC. RANGE (ng/mL)
3-OH-Chrysene	63019-39-6		316/301	2.78	1.81-3.75	48.5	35.8-66.6
3-OH-Benzo[a]pyrene	13345-21-6		340/325	7.09	4.61-9.57	50.3	36.6-68.0
9-OH-Benzo[a]pyrene	17573-21-6		340/325	9.62	6.25-13.0	36.1	35.9-66.7
3-OH-Benz[a]anthracene	4834-35-9		316/301	2.87	1.87-3.87	49.0	35.4-65.8

(1) Where applicable, custom lab flags have been used on this report.

These data are validated and reported as accurate and in accord with AXYS Analytical Services Ltd. ISO17025 compliant quality assurance processes.
Signed: _____Million Woudneh_____

For Axys Internal Use Only [XSL Template: Pest4A.xsl; Created: 18-Aug-2015 09:40:38; Application: XMLTransformer-1.14.15;
Report Filename: GENERIC-SPECS_Pest_MP51_142DS2__Form4A_SJ1918963.html; Workgroup: WG51889; Design ID: 2302]

AXYS METHOD MLA-905 Rev 01

Form 4B
CALIBRATION VERIFICATION

AXYS ANALYTICAL SERVICES
2045 MILLS RD., SIDNEY, B.C., CANADA
V8L 5X2 TEL (250) 655-5800 FAX (250) 655-5811

Initial Calibration Date:	04-Aug-2015	**VER Data Filename:**	MP51_142D S: 2
Instrument ID:	HR GC/MS	**Analysis Date:**	07-Aug-2015
GC Column ID:	DB17-MS	**Analysis Time:**	21:29:00

LABELED COMPOUND	CAS NO.	LAB FLAG [1]	m/e ION CHANNELS	ION ABUND. RATIO	QC LIMITS	CONC. FOUND (ng/mL)	CONC. RANGE (ng/mL)
13C6-3-OH-Chrysene			322/307	2.70	1.76-3.65	183	126-379
13C6-1-OH-Benz[a]anthracene			322/307	3.27	2.13-4.41	180	126-378
d11-3-OH-Benzo[a]pyrene			351/336	8.79	5.71-11.9	134	49.8-299

(1) Where applicable, custom lab flags have been used on this report.

These data are validated and reported as accurate and in accord with AXYS Analytical Services Ltd. ISO17025 compliant quality assurance processes.
Signed: _____Million Woudneh_____

For Axys Internal Use Only [XSL Template: Pest4B.xsl; Created: 18-Aug-2015 09:40:38; Application: XMLTransformer-1.14.15;
Report Filename: GENERIC-SPECS_Pest_MP51_142DS2__Form4B_SJ1918963.html; Workgroup: WG51889; Design ID: 2302]

Run #15 Filename MP51_137A S: 7 I: 1 Acquired: 24-JUL-15 00:11:57 Processed: 24-JUL-15 13:53:25
Run: mp51_137a-a Analyte: MP-DB17-S12 Cal: mp51_134-8a Results: mp51_137a-a Version: V3.6 6-JAN-2000 17:51:42
Sample text: L23368-6,, Comments: 1,WG51889,2.0/200uL
sample size: ~~4.008000~~ 3.841 conc units: pg/~~g~~ mL total toxicity: 5894.75 F1: 1.0000 F2: 1.0000

	Typ	Name	#Hom	Resp	RA		RT	Conc	Tox #1	DL	Rec	M?
1	Unk	1-OH-Naphthalene	1	2.71e+07	0.82	n	8:12	1634.099	163	338.5379	-	n
2	Unk	1-OH-Pyrene	1	2.86e+09	2.61	n	20:43	52970.394	5297	170.5115	-	n
3	Unk	3-OH-Chrysene	1	2.71e+07	1.21	n	22:59	808.558	81	~~866.6790~~ 800	-	y
4	Unk	3-OH-Benz[a]anthracene	1	1.13e+06	0.87	n	23:10	27.297	14	677.9477	-	y
5	Unk	7,8-OH-Benzo[a]pyrene-C	0	*	*	n	NotFnd	*	*	*	-	n
6	Unk	7,8-OH-Benzo[a]pyrene-T	0	*	*	n	NotFnd	*	*	*	-	n
7	Unk	7,8-OH-Benzo[a]pyrene-3	0	*	*	n	NotFnd	*	*	*	-	n
8	Unk	9-OH-Benzo[a]pyrene	1	1.62e+07	4.56	n	26:31	1068.526	107	33.5192	-	n
9	Unk	3-OH-Benzo[a]pyrene	1	2.36e+07	6.36	n	26:43	2329.460	233	70.1538	-	n
10	Unk	7,8-OH-Benzo[a]pyrene-4	0	*	*	n	NotFnd	*	*	*	-	n
11	IS	13C6-1-OH-Naphthalene	1	1.73e+08	0.73	n	8:12	3269.580	-	104.8431	26.2	n
12	IS	13C6-1-OH-Pyrene	1	6.64e+08	3.53	n	20:42	9258.496	-	77.6359	74.2	n
13	IS	13C6-1-OH-BAA	1	5.32e+08	2.37	n	22:26	9568.717	-	76.4515	76.1	n
14	IS	13C6-3-OH-Chrysene	1	5.18e+08	2.15	n	22:59	8222.594	-	67.5049	65.3	n
15	IS	D11-3-OH-Benzo[a]pyrene	1	1.96e+08	7.10	n	26:38	7153.214	-	16.2019	57.6	n
16	IS	13C-CL4-OH-PCB-79	1	2.81e+07	0.79	y	20:01	2829.982	-	24.6597	113.4	n
17	IS	13C-CL4-PCB-79	0	*	*	n	NotFnd	*	-	*	Div0	n
18	RS	13C-CL4-PCB-81	1	1.18e+08	0.78	y	16:19	9.270	-	-	-	n
19	Tot	Fn1 Lock	-	-			-	-	-	-	-	n
20	Tot	Fn2 Lock	-	-			-	-	-	-	-	n
21	Tot	Fn3 Lock	-	-			-	-	-	-	-	n
22	Tot	Fn4 Lock	-	-			-	-	-	-	-	n
23	Tot	Fn4 Lock	-	-			-	-	-	-	-	n
24	Tot	Fn5 Lock	-	-			-	-	-	-	-	n
25	Tot	Fn6 Lock	-	-			-	-	-	-	-	n

X conc. & DL by 1.043

PV AS 8-AUG-2015

SV by MW
10-Aug-2015

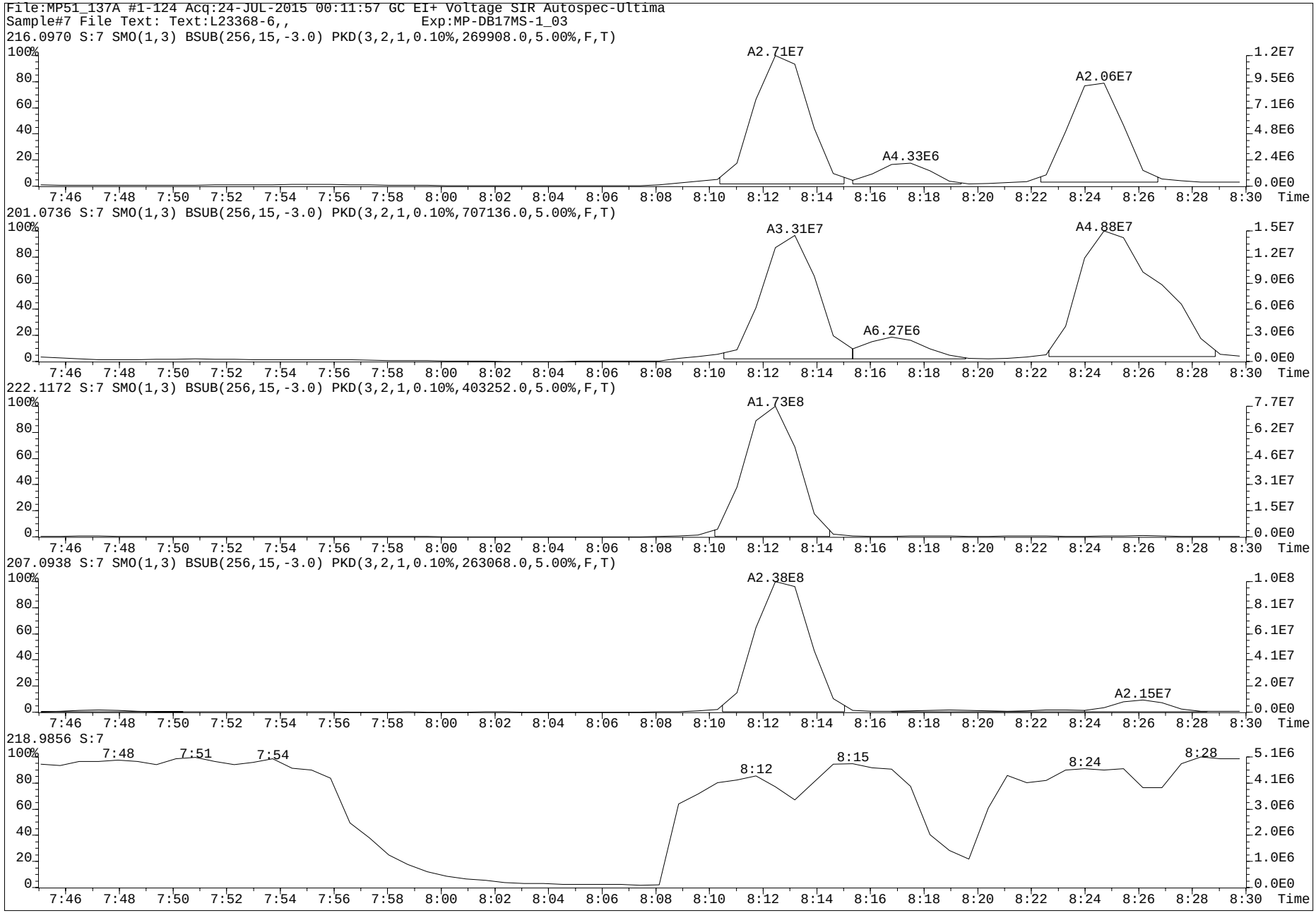
File:MP51_137A #1-124 Acq:24-JUL-2015 00:11:57 GC EI+ Voltage SIR Autospec-Ultima
Sample#7 File Text: Text:L23368-6,, Exp:MP-DB17MS-1_03
216.0970 S:7 SMO(1,3) BSUB(256,15,-3.0) PKD(3,2,1,0.10%,269908.0,5.00%,F,T)
A2.71E7
A4.33E6
A2.06E7
201.0736 S:7 SMO(1,3) BSUB(256,15,-3.0) PKD(3,2,1,0.10%,707136.0,5.00%,F,T)
A3.31E7
A6.27E6
A4.88E7
222.1172 S:7 SMO(1,3) BSUB(256,15,-3.0) PKD(3,2,1,0.10%,403252.0,5.00%,F,T)
A1.73E8
207.0938 S:7 SMO(1,3) BSUB(256,15,-3.0) PKD(3,2,1,0.10%,263068.0,5.00%,F,T)
A2.38E8
A2.15E7
218.9856 S:7
7:48
7:51
7:54
8:12
8:15
8:24
8:28
Time

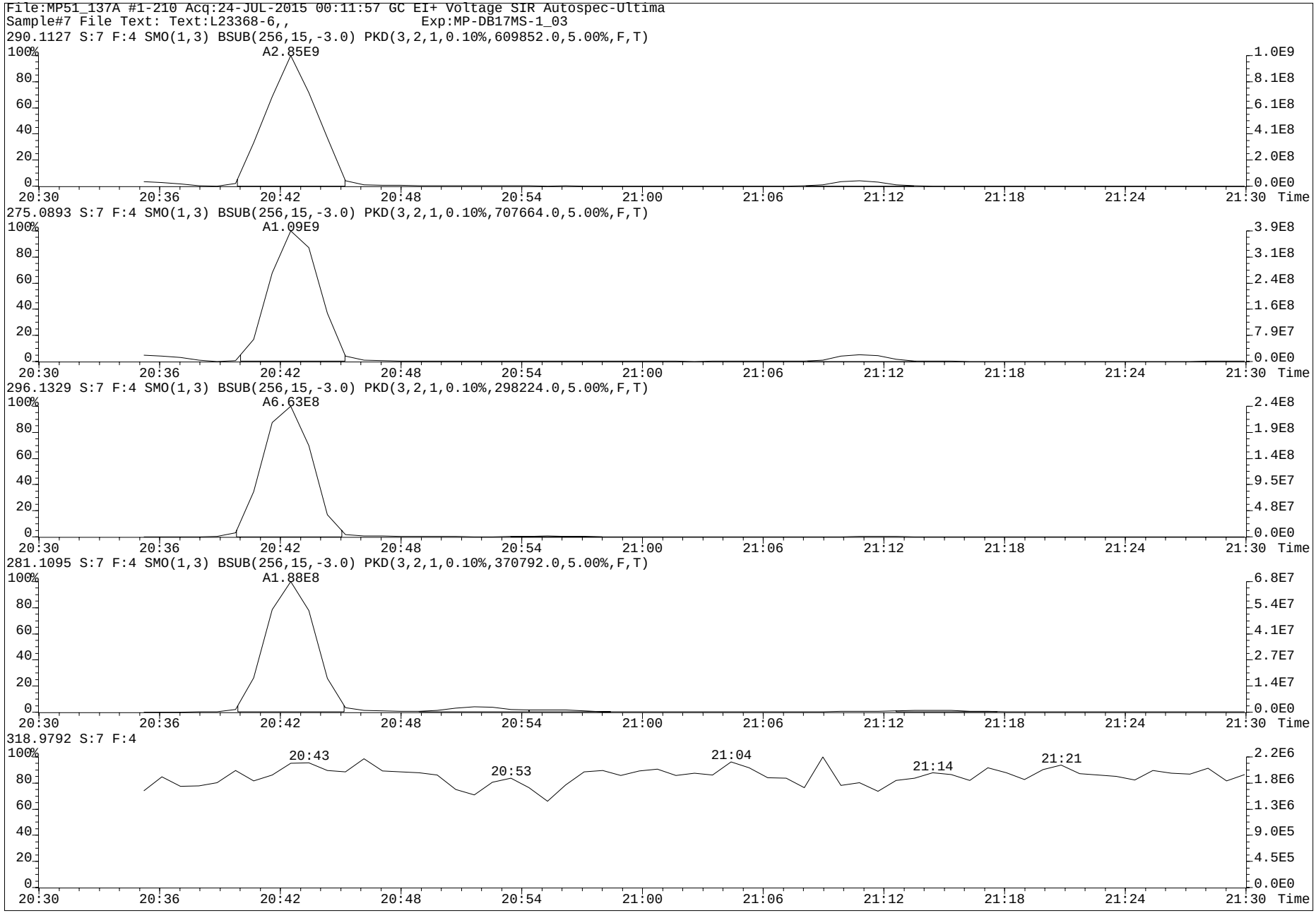
File:MP51_137A #1-210 Acq:24-JUL-2015 00:11:57 GC EI+ Voltage SIR Autospec-Ultima
Sample#7 File Text: Text:L23368-6,, Exp:MP-DB17MS-1_03
290.1127 S:7 F:4 SMO(1,3) BSUB(256,15,-3.0) PKD(3,2,1,0.10%,609852.0,5.00%,F,T)
A2.85E9
275.0893 S:7 F:4 SMO(1,3) BSUB(256,15,-3.0) PKD(3,2,1,0.10%,707664.0,5.00%,F,T)
A1.09E9
296.1329 S:7 F:4 SMO(1,3) BSUB(256,15,-3.0) PKD(3,2,1,0.10%,298224.0,5.00%,F,T)
A6.63E8
281.1095 S:7 F:4 SMO(1,3) BSUB(256,15,-3.0) PKD(3,2,1,0.10%,370792.0,5.00%,F,T)
A1.88E8
318.9792 S:7 F:4
20:43
20:53
21:04
21:14
21:21
Time

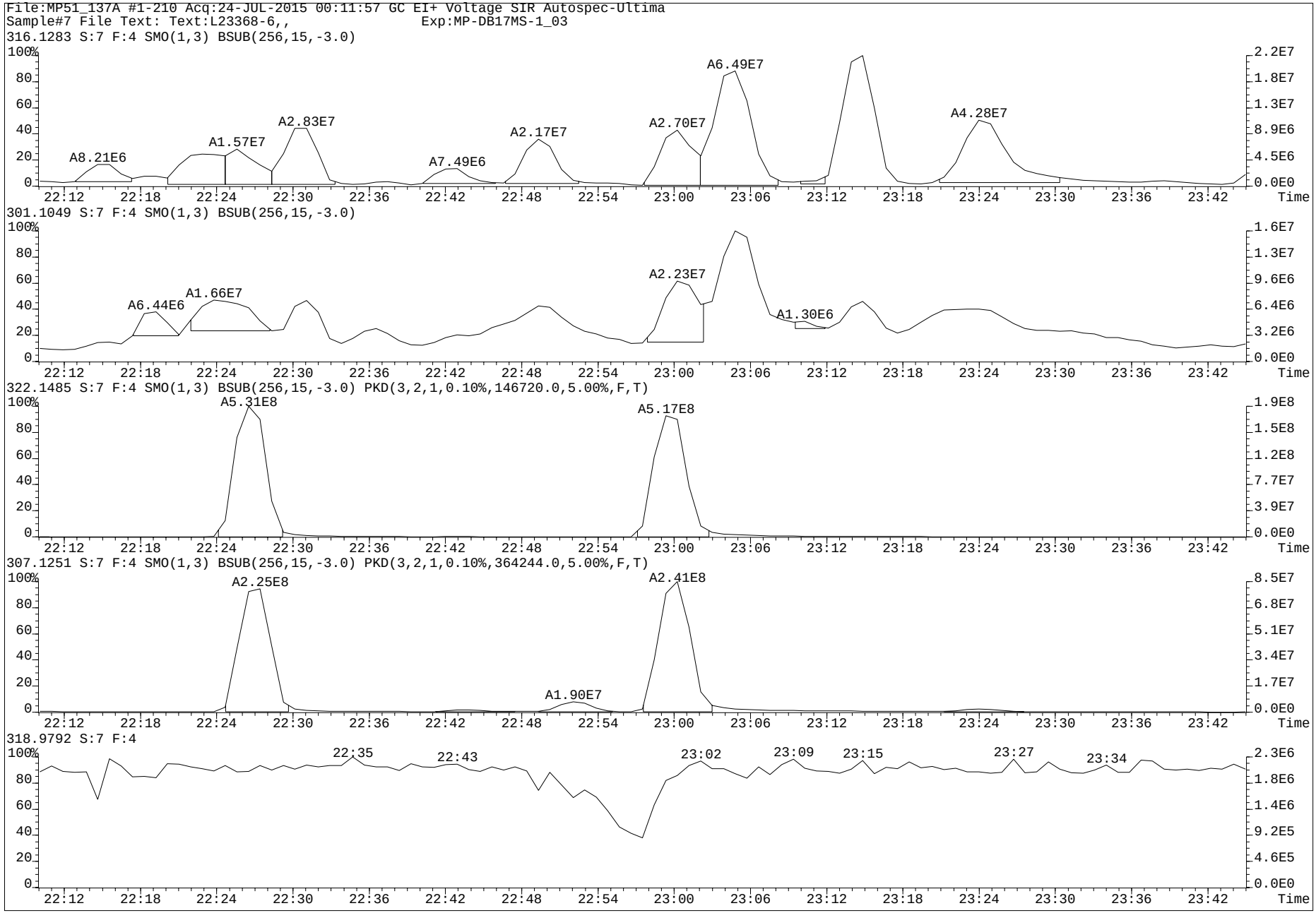
File:MP51_137A #1-210 Acq:24-JUL-2015 00:11:57 GC EI+ Voltage SIR Autospec-Ultima
Sample#7 File Text: Text:L23368-6,, Exp:MP-DB17MS-1_03
316.1283 S:7 F:4 SMO(1,3) BSUB(256,15,-3.0)
A8.21E6
A1.57E7
A2.83E7
A7.49E6
A2.17E7
A2.70E7
A6.49E7
A4.28E7
301.1049 S:7 F:4 SMO(1,3) BSUB(256,15,-3.0)
A6.44E6
A1.66E7
A2.23E7
A1.30E6
322.1485 S:7 F:4 SMO(1,3) BSUB(256,15,-3.0) PKD(3,2,1,0.10%,146720.0,5.00%,F,T)
A5.31E8
A5.17E8
307.1251 S:7 F:4 SMO(1,3) BSUB(256,15,-3.0) PKD(3,2,1,0.10%,364244.0,5.00%,F,T)
A2.25E8
A1.90E7
A2.41E8
318.9792 S:7 F:4
22:35
22:43
23:02
23:09
23:15
23:27
23:34
Time

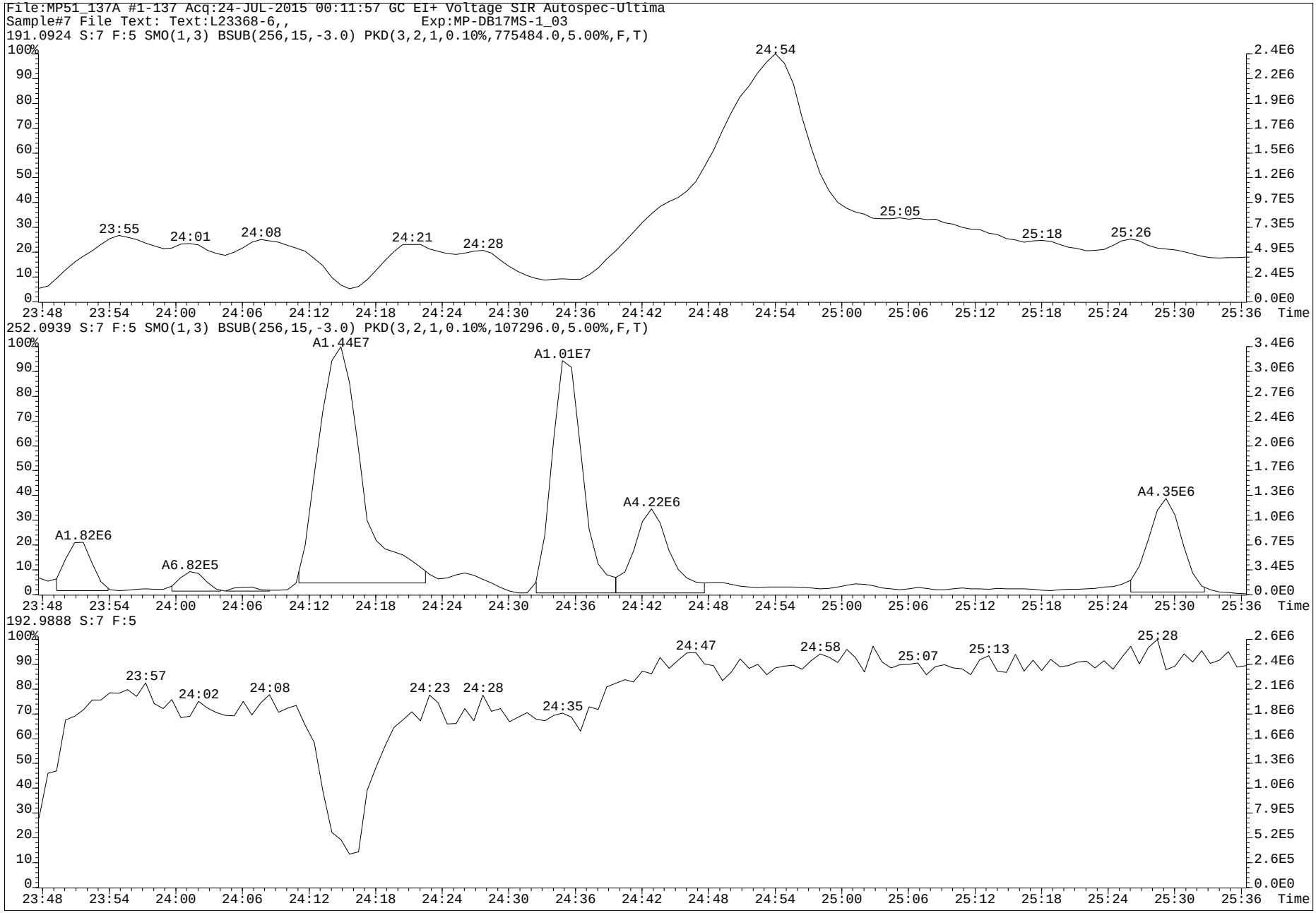
File:MP51_137A #1-137 Acq:24-JUL-2015 00:11:57 GC EI+ Voltage SIR Autospec-Ultima
Sample#7 File Text: Text:L23368-6,, Exp:MP-DB17MS-1_03
191.0924 S:7 F:5 SMO(1,3) BSUB(256,15,-3.0) PKD(3,2,1,0.10%,775484.0,5.00%,F,T)
24:54
23:55
24:01
24:08
24:21
24:28
25:05
25:18
25:26
252.0939 S:7 F:5 SMO(1,3) BSUB(256,15,-3.0) PKD(3,2,1,0.10%,107296.0,5.00%,F,T)
A1.44E7
A1.01E7
A4.22E6
A4.35E6
A1.82E6
A6.82E5
192.9888 S:7 F:5
23:57
24:02
24:08
24:23
24:28
24:35
24:47
24:58
25:07
25:13
25:28
Time

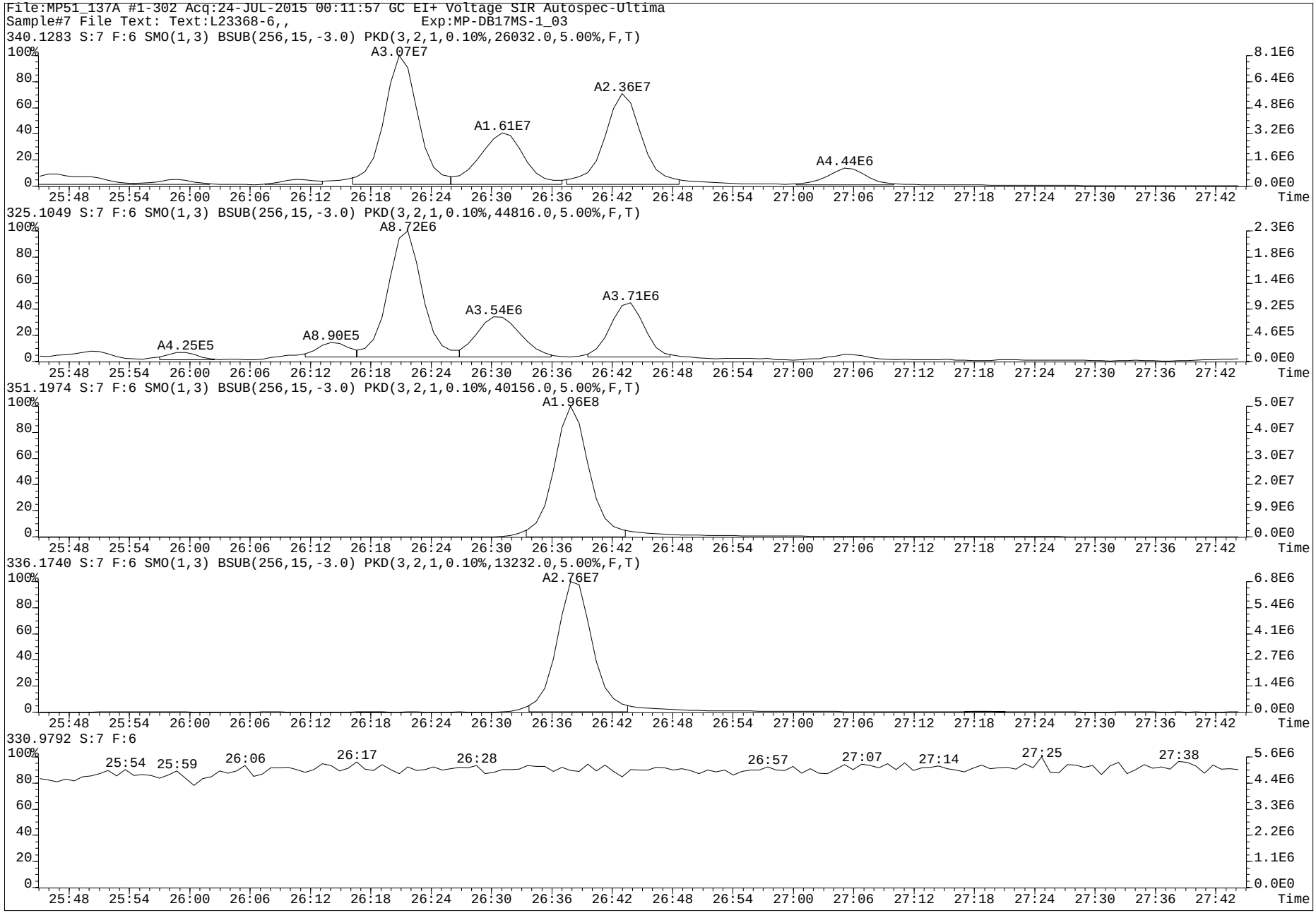
File:MP51_137A #1-302 Acq:24-JUL-2015 00:11:57 GC EI+ Voltage SIR Autospec-Ultima
Sample#7 File Text: Text:L23368-6,, Exp:MP-DB17MS-1_03
340.1283 S:7 F:6 SMO(1,3) BSUB(256,15,-3.0) PKD(3,2,1,0.10%,26032.0,5.00%,F,T)
A3.07E7
A2.36E7
A1.61E7
A4.44E6
325.1049 S:7 F:6 SMO(1,3) BSUB(256,15,-3.0) PKD(3,2,1,0.10%,44816.0,5.00%,F,T)
A8.72E6
A3.71E6
A3.54E6
A8.90E5
A4.25E5
351.1974 S:7 F:6 SMO(1,3) BSUB(256,15,-3.0) PKD(3,2,1,0.10%,40156.0,5.00%,F,T)
A1.96E8
336.1740 S:7 F:6 SMO(1,3) BSUB(256,15,-3.0) PKD(3,2,1,0.10%,13232.0,5.00%,F,T)
A2.76E7
330.9792 S:7 F:6
25:54
25:59
26:06
26:17
26:28
26:57
27:07
27:14
27:25
27:38
Time

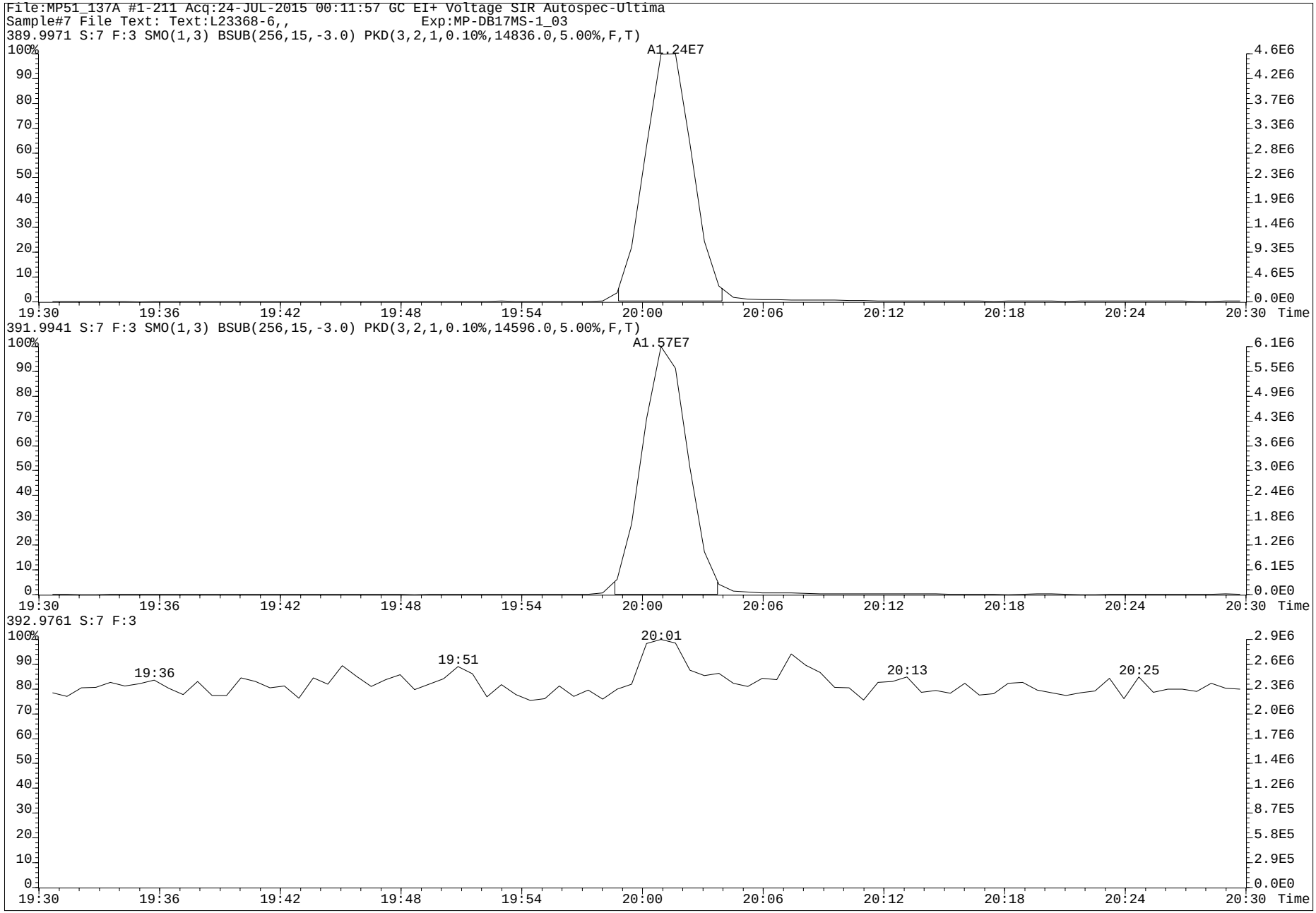
File:MP51_137A #1-211 Acq:24-JUL-2015 00:11:57 GC EI+ Voltage SIR Autospec-Ultima
Sample#7 File Text: Text:L23368-6,, Exp:MP-DB17MS-1_03
389.9971 S:7 F:3 SMO(1,3) BSUB(256,15,-3.0) PKD(3,2,1,0.10%,14836.0,5.00%,F,T)
A1.24E7
391.9941 S:7 F:3 SMO(1,3) BSUB(256,15,-3.0) PKD(3,2,1,0.10%,14596.0,5.00%,F,T)
A1.57E7
392.9761 S:7 F:3
19:36
19:51
20:01
20:13
20:25
Time

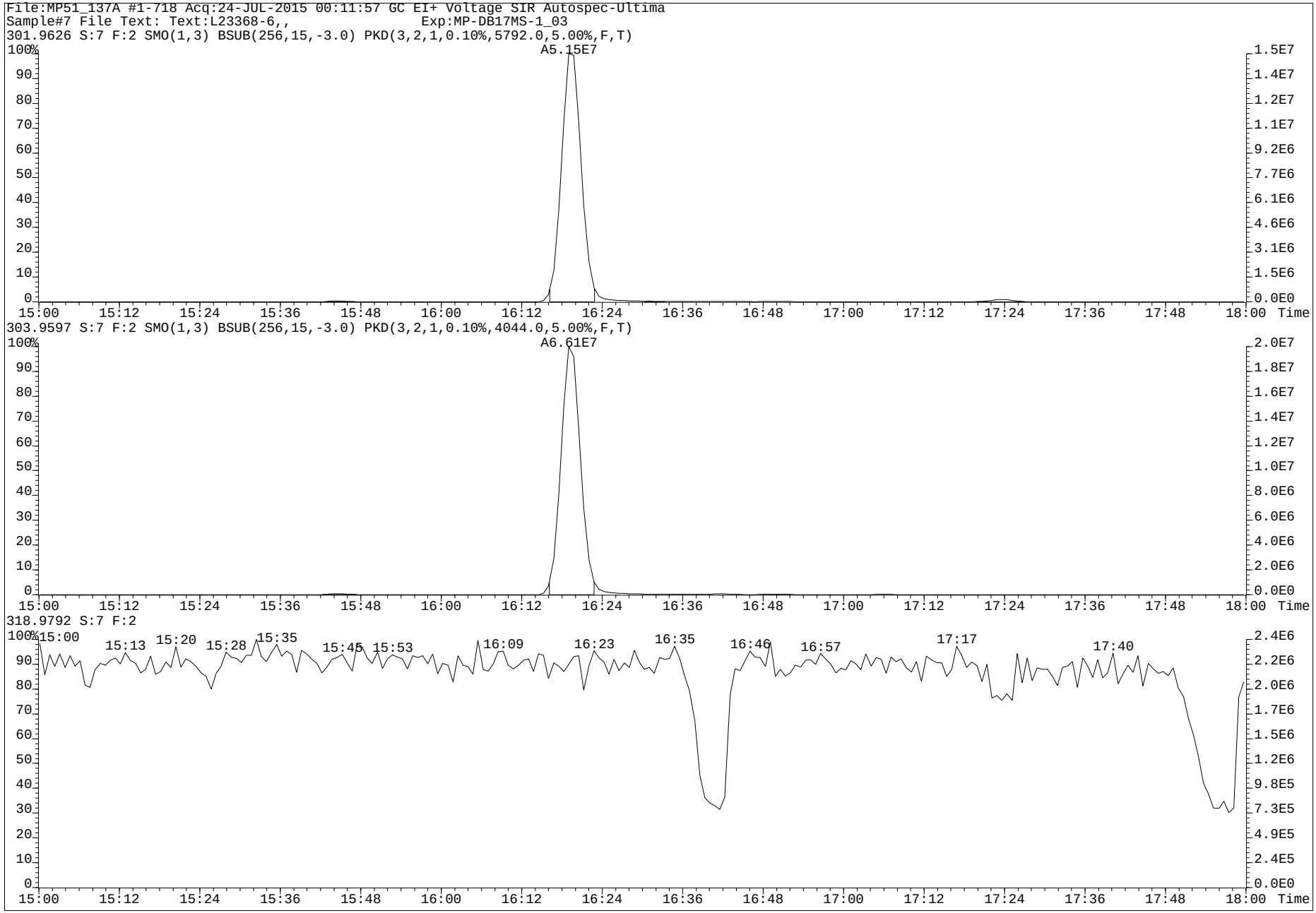
File:MP51_137A #1-718 Acq:24-JUL-2015 00:11:57 GC EI+ Voltage SIR Autospec-Ultima
Sample#7 File Text: Text:L23368-6,, Exp:MP-DB17MS-1_03
301.9626 S:7 F:2 SMO(1,3) BSUB(256,15,-3.0) PKD(3,2,1,0.10%,5792.0,5.00%,F,T)
A5.15E7
303.9597 S:7 F:2 SMO(1,3) BSUB(256,15,-3.0) PKD(3,2,1,0.10%,4044.0,5.00%,F,T)
A6.61E7
318.9792 S:7 F:2
15:00
15:13
15:20
15:28
15:35
15:45
15:53
16:09
16:23
16:35
16:46
16:57
17:17
17:40
15:00 15:12 15:24 15:36 15:48 16:00 16:12 16:24 16:36 16:48 17:00 17:12 17:24 17:36 17:48 18:00 Time

www.axysanalytical.com

Run #16 Filename MP51_137A S: 8 I: 1 Acquired: 24-JUL-15 00:46:03 Processed: 24-JUL-15 13:53:26
Run: mp51_137a-a Analyte: MP-DB17-S12 Cal: mp51_134-8a Results: mp51_137a-a Version: V3.6 6-JAN-2000 17:51:42
Sample text: L23368-7,, 3.838 Comments: 1,WG51889,2.0/200uL
sample size: ~~4.005000~~ Conc units: pg/mL total toxicity: 47889.» F1: 1.0000 F2: 1.0000

	Typ	Name	#Hom	Resp	RA		RT		Conc	Tox #1	DL	Rec	M?
1	Unk	1-OH-Naphthalene	1	1.08e+08	0.84	n	8:11		6114.420	611	404.9835	-	n
2	Unk	1-OH-Pyrene	1	6.88e+09	1.27	n	20:43		216401.176	21640	1728.6736	-	n
3	Unk	X 3-OH-Chrysene	1	1.12e+09	2.08	n	22:59	G	49400.298	4940	3067.6041	-	y
4	Unk	3-OH-Benz[a]anthracene	1	1.65e+08	2.12	n	23:10	G	3620.956	1810	1477.1437	-	y
5	Unk	7,8-OH-Benzo[a]pyrene-C	0	*	*	n	NotFnd		*	*	*	-	n
6	Unk	7,8-OH-Benzo[a]pyrene-T	0	*	*	n	NotFnd		*	*	*	-	n
7	Unk	7,8-OH-Benzo[a]pyrene-3	1	2.08e+08	3.69	n	26:16		*	*	*	-	n
8	Unk	9-OH-Benzo[a]pyrene	1	6.88e+08	6.64	n	26:36		66979.456	6698	232.3402	-	n
9	Unk	3-OH-Benzo[a]pyrene	1	1.41e+09	6.16	n	26:47		121891.422	12189	279.0041	OLR -	n
10	Unk	7,8-OH-Benzo[a]pyrene-4	1	2.13e+08	11.45	n	27:09		*	*	*	-	n
11	IS	13C6-1-OH-Naphthalene	1	1.83e+08	0.73	n	8:11		3351.729	-	216.4581	26.8	n
12	IS	13C6-1-OH-Pyrene	1	3.92e+08	4.10	n	20:43		5281.288	-	134.5704	42.3	n
13	IS	13C6-1-OH-BAA	1	5.83e+08	2.40	n	22:26		10132.416	-	373.8036	80.5	n
14	IS	X 13C6-3-OH-Chrysene	1	3.52e+08	2.36	n	23:00	G	5404.278	-	330.0599	42.9	n
15	IS	D11-3-OH-Benzo[a]pyrene	1	2.24e+08	7.27	n	26:42		7900.216	-	17.0830	63.6	n
16	IS	13C-CL4-OH-PCB-79	1	3.00e+07	0.78	y	20:02		2915.615	-	25.8974	116.8	n
17	IS	13C-CL4-PCB-79	0	*	*	n	NotFnd		*	-	*	Div0	n
18	RS	13C-CL4-PCB-81	1	1.22e+08	0.78	y	16:19		9.609	-	-	-	n
19	Tot	Fn1 Lock	-	-			-		-	-	-	-	n
20	Tot	Fn2 Lock	-	-			-		-	-	-	-	n
21	Tot	Fn3 Lock	-	-			-		-	-	-	-	n
22	Tot	Fn4 Lock	-	-			-		-	-	-	-	n
23	Tot	Fn4 Lock	-	-			-		-	-	-	-	n
24	Tot	Fn5 Lock	-	-			-		-	-	-	-	n
25	Tot	Fn6 Lock	-	-			-		-	-	-	-	n

Conc. 1 pg/mL
1.043

X Report from 'N' dilution.

PV AS 8-AUG-2015

SV by MW
10-Aug-2015

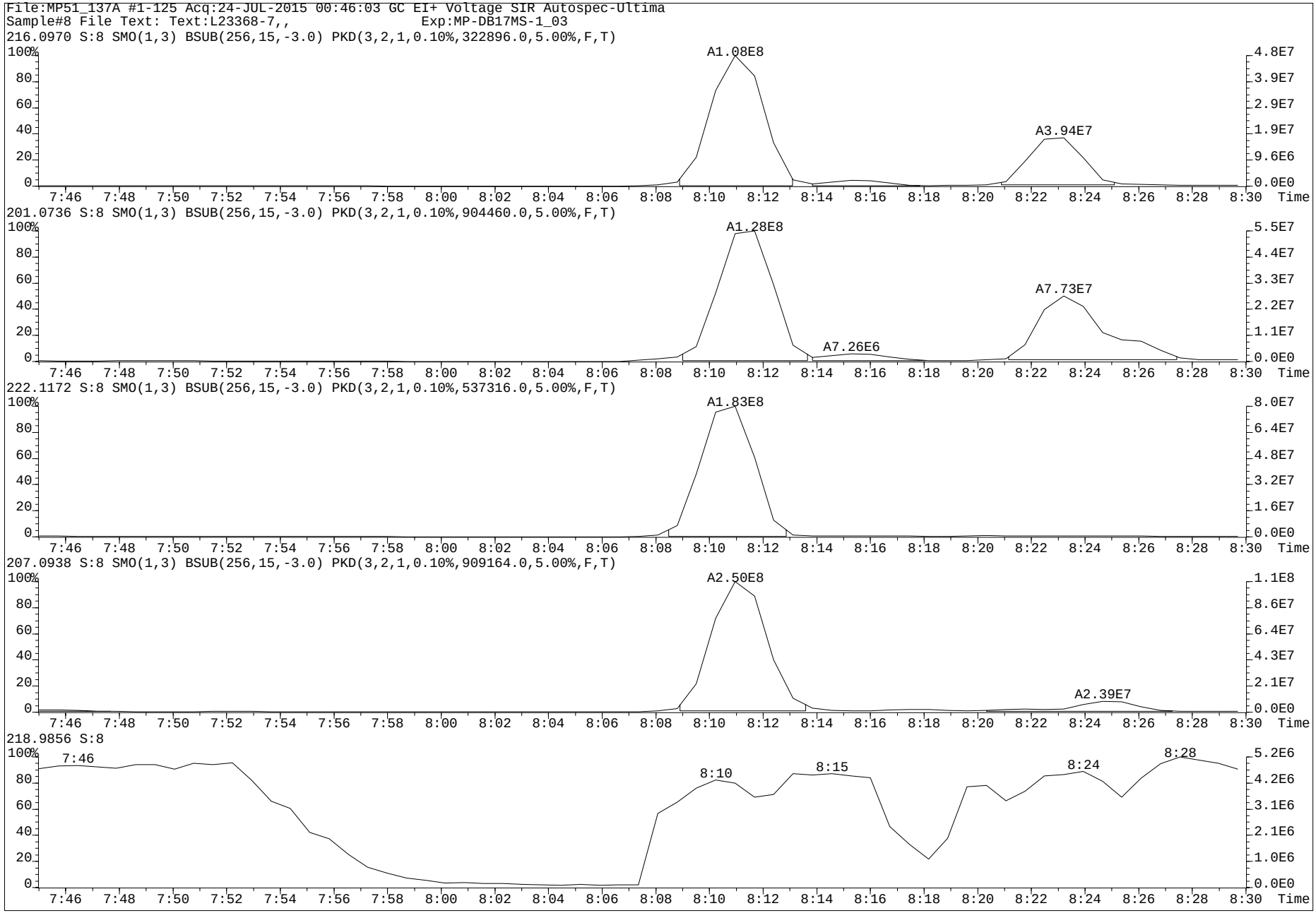
File:MP51_137A #1-125 Acq:24-JUL-2015 00:46:03 GC EI+ Voltage SIR Autospec-Ultima
Sample#8 File Text: Text:L23368-7,, Exp:MP-DB17MS-1_03
216.0970 S:8 SMO(1,3) BSUB(256,15,-3.0) PKD(3,2,1,0.10%,322896.0,5.00%,F,T)
A1.08E8
A3.94E7
201.0736 S:8 SMO(1,3) BSUB(256,15,-3.0) PKD(3,2,1,0.10%,904460.0,5.00%,F,T)
A1.28E8
A7.73E7
A7.26E6
222.1172 S:8 SMO(1,3) BSUB(256,15,-3.0) PKD(3,2,1,0.10%,537316.0,5.00%,F,T)
A1.83E8
207.0938 S:8 SMO(1,3) BSUB(256,15,-3.0) PKD(3,2,1,0.10%,909164.0,5.00%,F,T)
A2.50E8
A2.39E7
218.9856 S:8
7:46
8:10
8:15
8:24
8:28
Time

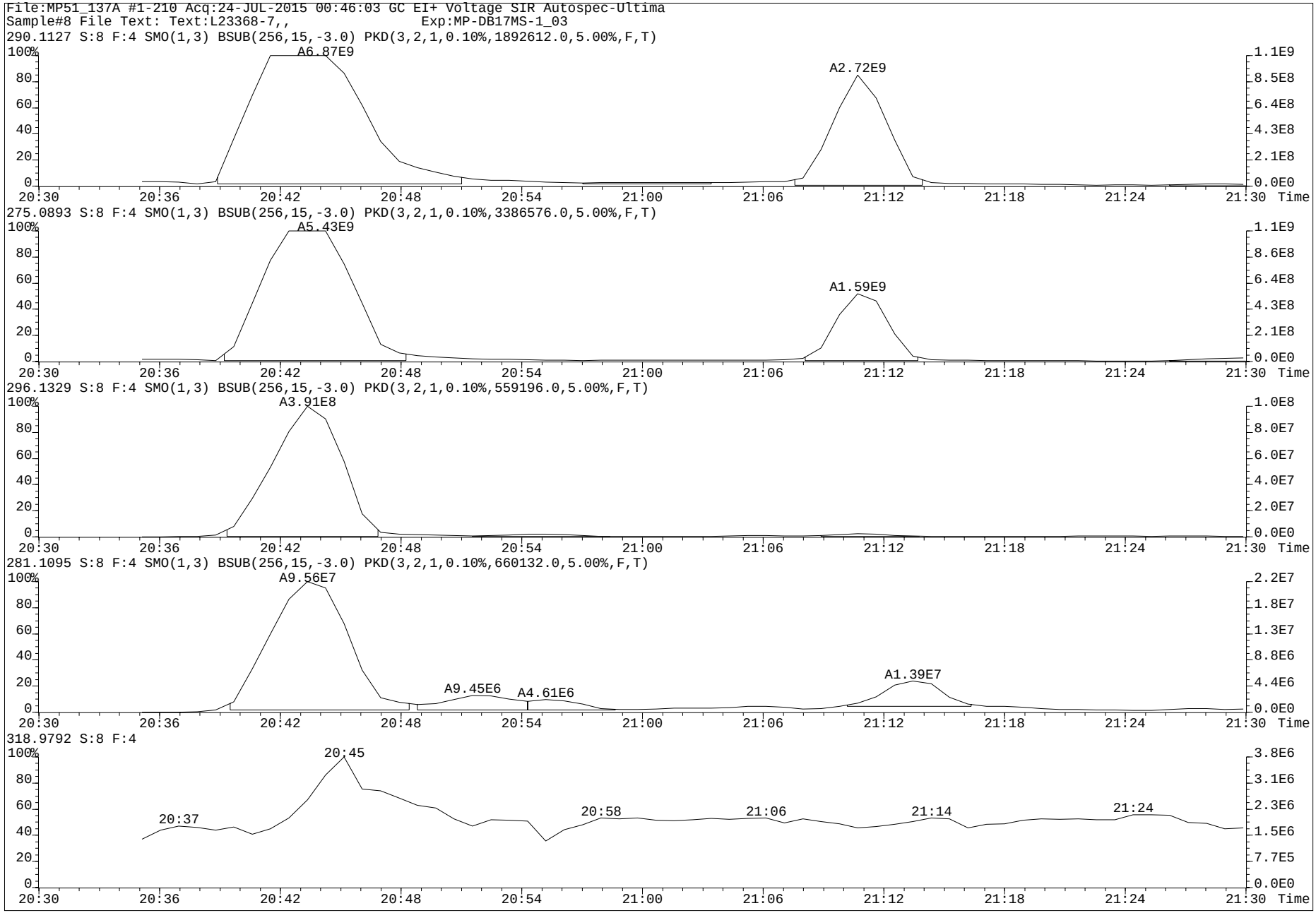
File:MP51_137A #1-210 Acq:24-JUL-2015 00:46:03 GC EI+ Voltage SIR Autospec-Ultima
Sample#8 File Text: Text:L23368-7,, Exp:MP-DB17MS-1_03
290.1127 S:8 F:4 SMO(1,3) BSUB(256,15,-3.0) PKD(3,2,1,0.10%,1892612.0,5.00%,F,T)
A6.87E9
A2.72E9
275.0893 S:8 F:4 SMO(1,3) BSUB(256,15,-3.0) PKD(3,2,1,0.10%,3386576.0,5.00%,F,T)
A5.43E9
A1.59E9
296.1329 S:8 F:4 SMO(1,3) BSUB(256,15,-3.0) PKD(3,2,1,0.10%,559196.0,5.00%,F,T)
A3.91E8
281.1095 S:8 F:4 SMO(1,3) BSUB(256,15,-3.0) PKD(3,2,1,0.10%,660132.0,5.00%,F,T)
A9.56E7
A9.45E6
A4.61E6
A1.39E7
318.9792 S:8 F:4
20:45
20:37
20:58
21:06
21:14
21:24
Time

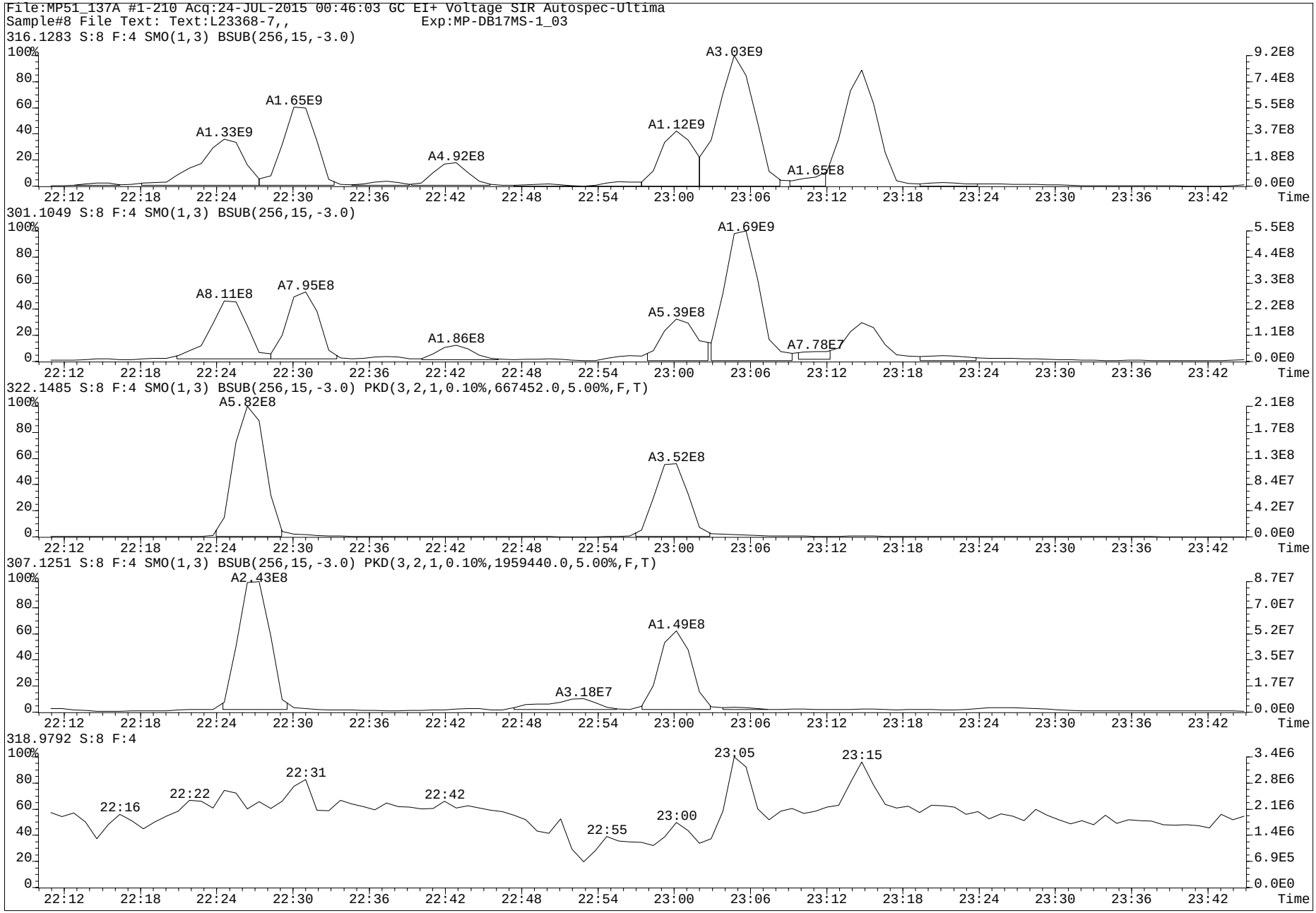
File:MP51_137A #1-210 Acq:24-JUL-2015 00:46:03 GC EI+ Voltage SIR Autospec-Ultima
Sample#8 File Text: Text:L23368-7,, Exp:MP-DB17MS-1_03
316.1283 S:8 F:4 SMO(1,3) BSUB(256,15,-3.0)
A1.33E9
A1.65E9
A4.92E8
A1.12E9
A3.03E9
A1.65E8
301.1049 S:8 F:4 SMO(1,3) BSUB(256,15,-3.0)
A8.11E8
A7.95E8
A1.86E8
A5.39E8
A1.69E9
A7.78E7
322.1485 S:8 F:4 SMO(1,3) BSUB(256,15,-3.0) PKD(3,2,1,0.10%,667452.0,5.00%,F,T)
A5.82E8
A3.52E8
307.1251 S:8 F:4 SMO(1,3) BSUB(256,15,-3.0) PKD(3,2,1,0.10%,1959440.0,5.00%,F,T)
A2.43E8
A3.18E7
A1.49E8
318.9792 S:8 F:4
22:16
22:22
22:31
22:42
22:55
23:00
23:05
23:15
Time

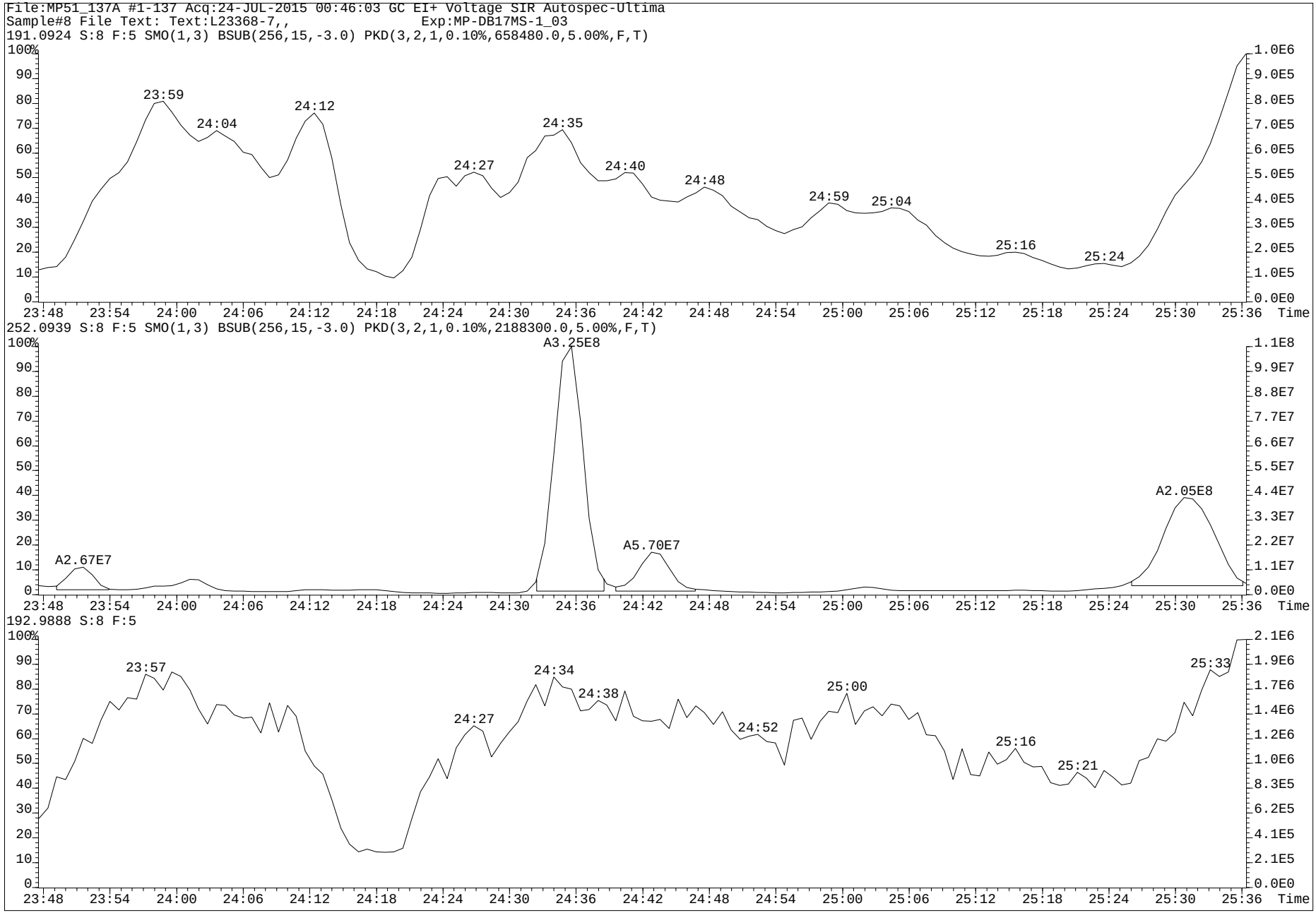
File:MP51_137A #1-137 Acq:24-JUL-2015 00:46:03 GC EI+ Voltage SIR Autospec-Ultima
Sample#8 File Text: Text:L23368-7,, Exp:MP-DB17MS-1_03
191.0924 S:8 F:5 SMO(1,3) BSUB(256,15,-3.0) PKD(3,2,1,0.10%,658480.0,5.00%,F,T)
23:59
24:04
24:12
24:27
24:35
24:40
24:48
24:59
25:04
25:16
25:24
252.0939 S:8 F:5 SMO(1,3) BSUB(256,15,-3.0) PKD(3,2,1,0.10%,2188300.0,5.00%,F,T)
A3.25E8
A2.67E7
A5.70E7
A2.05E8
192.9888 S:8 F:5
23:57
24:27
24:34
24:38
24:52
25:00
25:16
25:21
25:33
Time

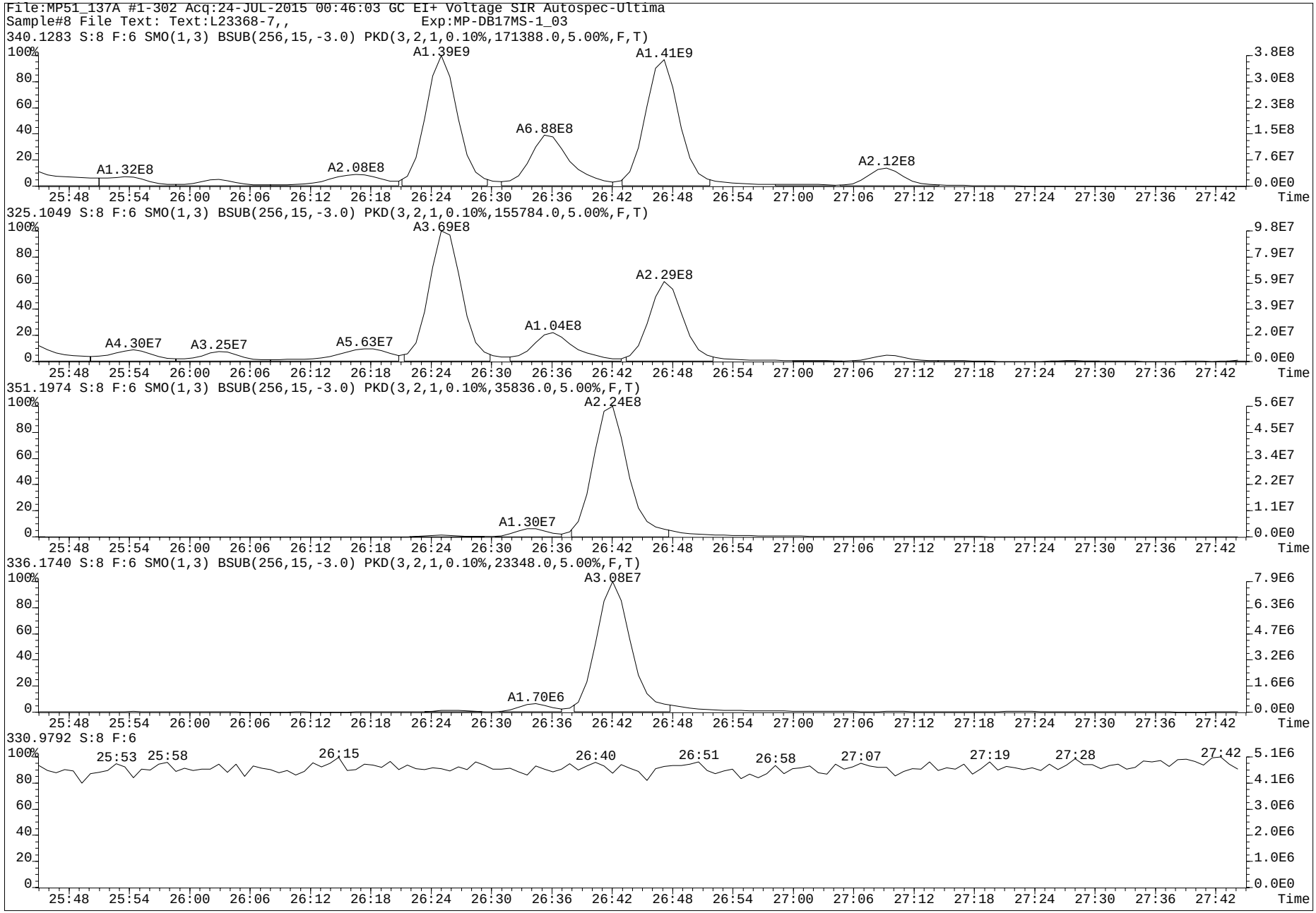
File:MP51_137A #1-302 Acq:24-JUL-2015 00:46:03 GC EI+ Voltage SIR Autospec-Ultima
Sample#8 File Text: Text:L23368-7,, Exp:MP-DB17MS-1_03
340.1283 S:8 F:6 SMO(1,3) BSUB(256,15,-3.0) PKD(3,2,1,0.10%,171388.0,5.00%,F,T)
A1.39E9
A1.41E9
A6.88E8
A1.32E8
A2.08E8
A2.12E8
325.1049 S:8 F:6 SMO(1,3) BSUB(256,15,-3.0) PKD(3,2,1,0.10%,155784.0,5.00%,F,T)
A3.69E8
A2.29E8
A1.04E8
A4.30E7
A3.25E7
A5.63E7
351.1974 S:8 F:6 SMO(1,3) BSUB(256,15,-3.0) PKD(3,2,1,0.10%,35836.0,5.00%,F,T)
A2.24E8
A1.30E7
336.1740 S:8 F:6 SMO(1,3) BSUB(256,15,-3.0) PKD(3,2,1,0.10%,23348.0,5.00%,F,T)
A3.08E7
A1.70E6
330.9792 S:8 F:6
25:53
25:58
26:15
26:40
26:51
26:58
27:07
27:19
27:28
27:42
Time

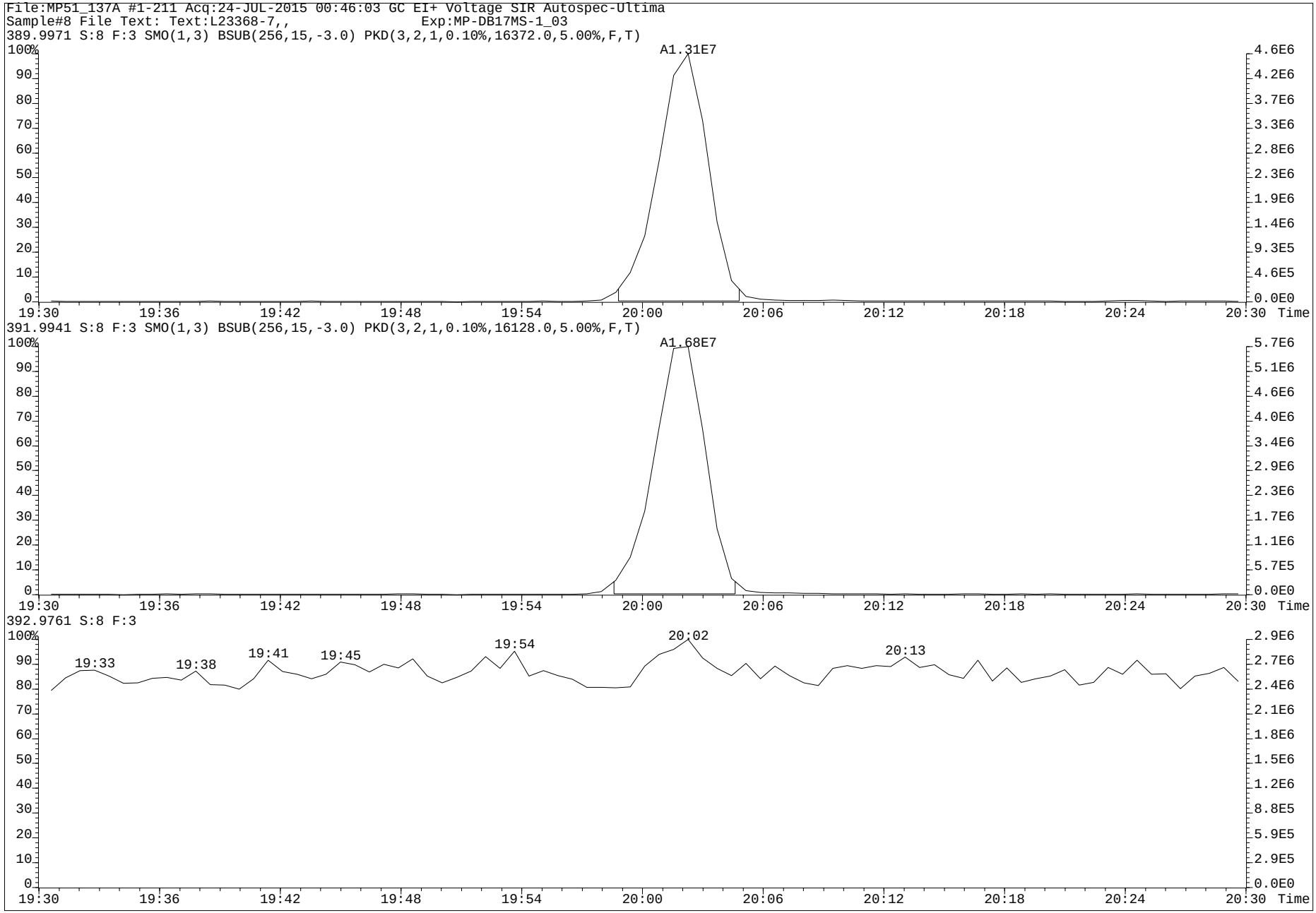
File:MP51_137A #1-211 Acq:24-JUL-2015 00:46:03 GC EI+ Voltage SIR Autospec-Ultima
Sample#8 File Text: Text:L23368-7,, Exp:MP-DB17MS-1_03
389.9971 S:8 F:3 SMO(1,3) BSUB(256,15,-3.0) PKD(3,2,1,0.10%,16372.0,5.00%,F,T)
A1.31E7
391.9941 S:8 F:3 SMO(1,3) BSUB(256,15,-3.0) PKD(3,2,1,0.10%,16128.0,5.00%,F,T)
A1.68E7
392.9761 S:8 F:3
19:33
19:38
19:41
19:45
19:54
20:02
20:13
Time

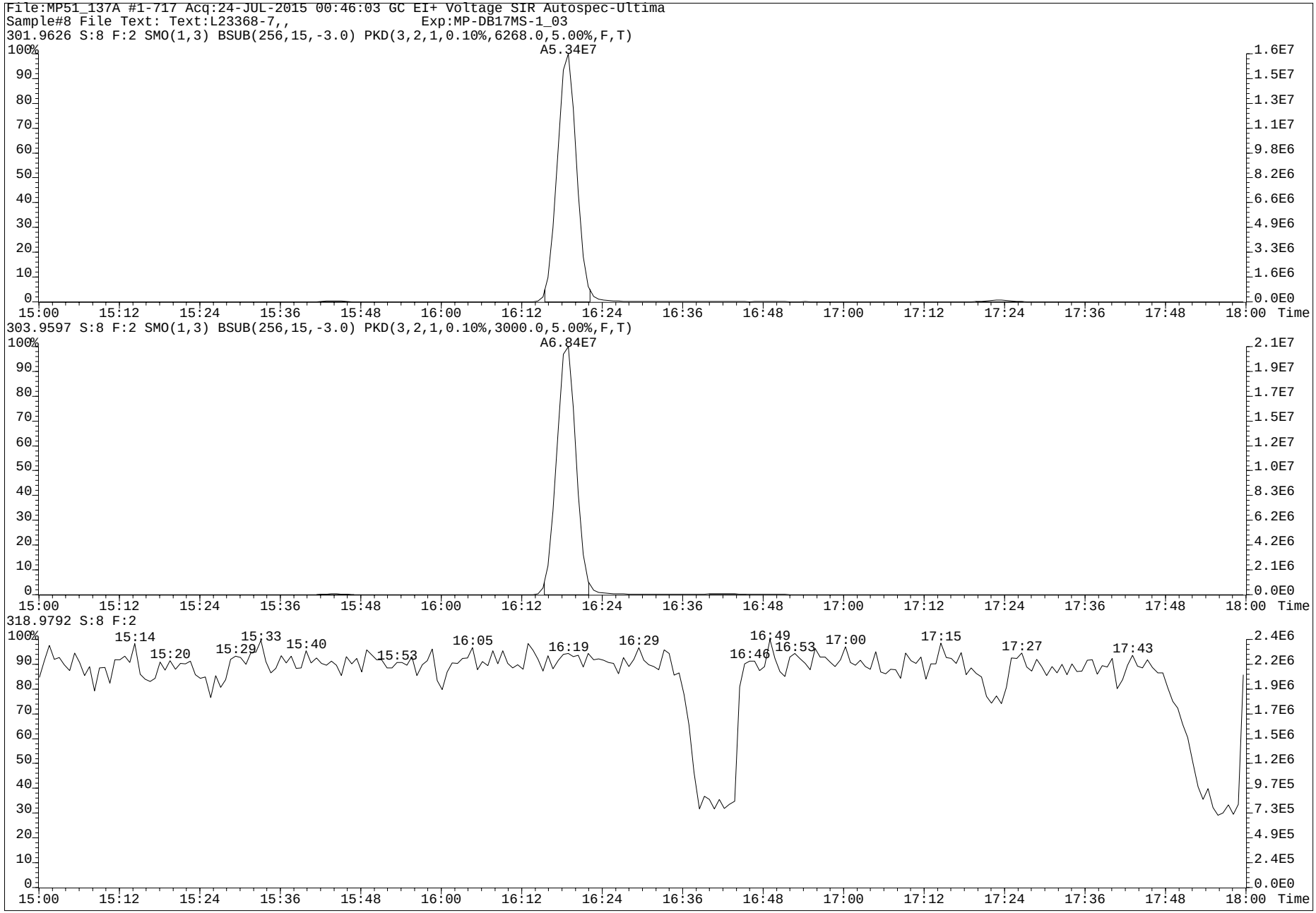
File:MP51_137A #1-717 Acq:24-JUL-2015 00:46:03 GC EI+ Voltage SIR Autospec-Ultima
Sample#8 File Text: Text:L23368-7,, Exp:MP-DB17MS-1_03
301.9626 S:8 F:2 SMO(1,3) BSUB(256,15,-3.0) PKD(3,2,1,0.10%,6268.0,5.00%,F,T)
A5.34E7
303.9597 S:8 F:2 SMO(1,3) BSUB(256,15,-3.0) PKD(3,2,1,0.10%,3000.0,5.00%,F,T)
A6.84E7
318.9792 S:8 F:2
15:14
15:20
15:29
15:33
15:40
15:53
16:05
16:19
16:29
16:46
16:49
16:53
17:00
17:15
17:27
17:43
15:00 15:12 15:24 15:36 15:48 16:00 16:12 16:24 16:36 16:48 17:00 17:12 17:24 17:36 17:48 18:00 Time

OPUSquan 7-AUG-2015 Page 5

Run #13 Filename MP51_141C S: 11 I: 1 Acquired: 6-AUG-15 00:03:32 Processed: 6-AUG-15 14:24:37
Run: mp51_141c-a Analyte: MP-DB17-S12 Cal: mp51_140j-8a Results: MP51_141C-C Version: V3.6 6-JAN-2000 17:51:42
Sample text: L23368-7,N, Comments: 20,WG51889,2.0/200uL
sample size: ~~4.005000~~ 3.838 conc units: pg/~~g~~ mL total toxicity: 168343» F1: 1.0000 F2: 1.0000

	Typ	Name	#Hom	Resp	RA		RT	Conc	Tox #1	DL	Rec	M?
1	Unk	1-OH-Naphthalene	1	6.80e+06	1.13	n	8:08	5908.428	591	260.0609	-	n
2	Unk	1-OH-Pyrene	1	2.81e+09	4.20	n	20:47	1460359.443	1460»	1215.9785	-	n
3	Unk	O 3-OH-Chrysene	1	8.19e+07	2.98	n	23:03	48695.196	4870	1871.8178	-	n
4	Unk	3-OH-Benz[a]anthracene	1	6.34e+06	3.20	n	23:13	3107.817	1554	1482.5897	-	y
5	Unk	7,8-OH-Benzo[a]pyrene-C	0	*	*	n	NotFnd	*	*	*	-	n
6	Unk	7,8-OH-Benzo[a]pyrene-T	0	*	*	n	NotFnd	*	*	*	-	n
7	Unk	7,8-OH-Benzo[a]pyrene-3	1	5.61e+06	5.03	n	26:12	*	*	*	-	n
8	Unk	9-OH-Benzo[a]pyrene	1	3.07e+07	8.59	n	26:32	29011.499	2901	130.9090	-	n
9	Unk	O 3-OH-Benzo[a]pyrene	1	6.88e+07	7.93	n	26:44	123921.291	12392	332.4324	-	n
10	Unk	7,8-OH-Benzo[a]pyrene-4	1	1.00e+07	12.48	n	27:06	*	*	*	-	n
11	IS	13C6-1-OH-Naphthalene	1	1.29e+07	0.95	n	8:08	10841.082	-	666.8618	86.8	n
12	IS	13C6-1-OH-Pyrene	1	2.52e+07	5.61	n	20:47	16027.864	-	391.2917	128.4	n
13	IS	13C6-1-OH-BAA	1	2.80e+07	3.34	n	22:30	11660.343	-	650.3175	92.7	n
14	IS	13C6-3-OH-Chrysene	1	2.84e+07	2.86	n	23:03	11584.936	-	637.2701	91.9	n
15	IS	D11-3-OH-Benzo[a]pyrene	1	1.18e+07	10.01	n	26:38	7879.171	-	79.2554	63.4	n
16	IS	13C-CL4-OH-PCB-79	1	6.02e+05	0.85	y	20:06	3633.518	-	890.1757	145.5	n
17	IS	13C-CL4-PCB-79	0	*	*	n	NotFnd	*	-	*	Div0	n
18	RS	13C-CL4-PCB-81	1	2.30e+06	0.77	y	16:25	0.460	-	-	-	n
19	Tot	Fn1 Lock	-	-			-	-	-	-	-	n
20	Tot	Fn2 Lock	-	-			-	-	-	-	-	n
21	Tot	Fn3 Lock	-	-			-	-	-	-	-	n
22	Tot	Fn4 Lock	-	-			-	-	-	-	-	n
23	Tot	Fn4 Lock	-	-			-	-	-	-	-	n
24	Tot	Fn5 Lock	-	-			-	-	-	-	-	n
25	Tot	Fn6 Lock	-	-			-	-	-	-	-	n

x Conc & DL
pg
1.043

O Report only

PV AS 8-AUG-2015

SV by MW
10-Aug-2010

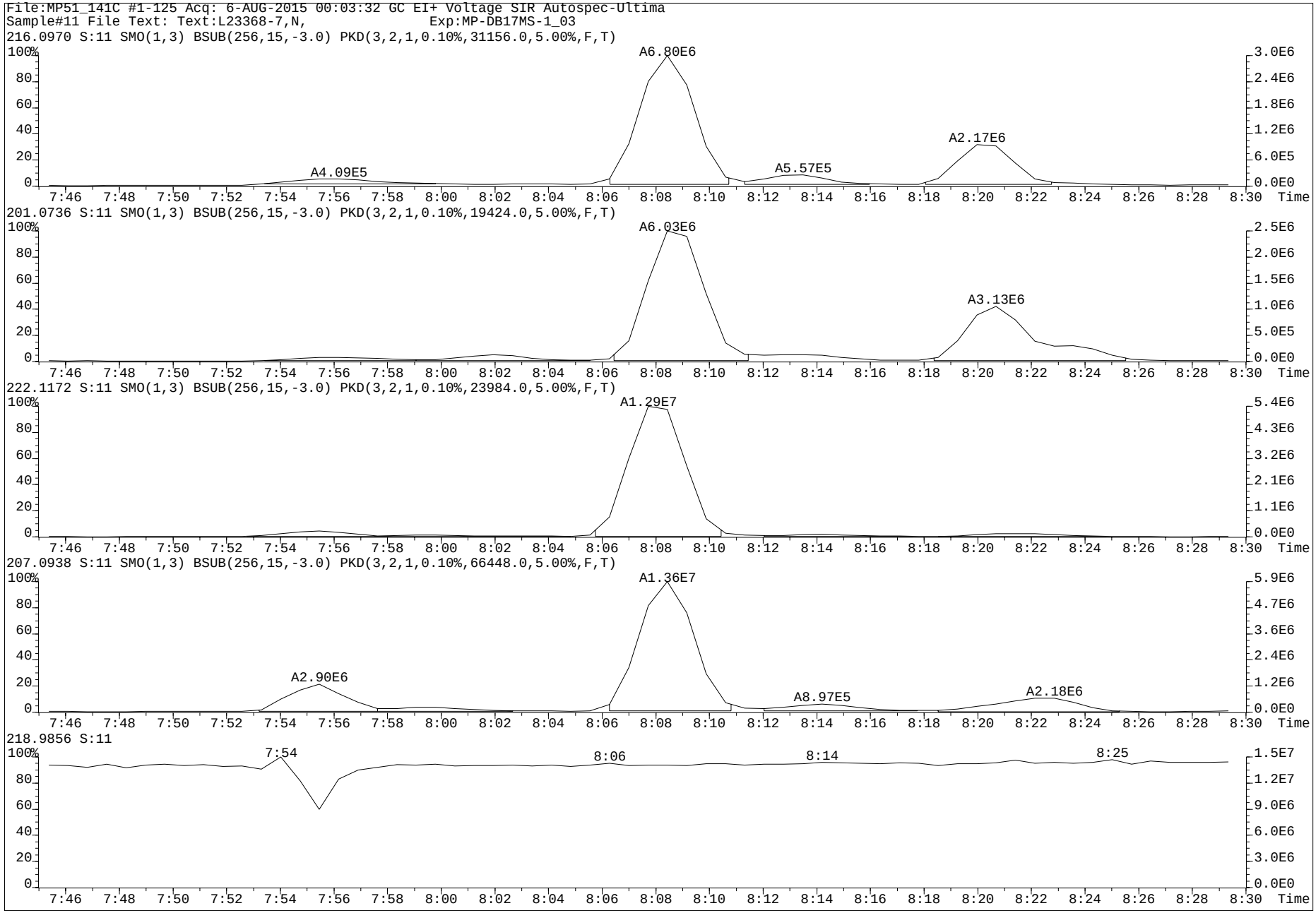
File:MP51_141C #1-125 Acq: 6-AUG-2015 00:03:32 GC EI+ Voltage SIR Autospec-Ultima
Sample#11 File Text: Text:L23368-7,N, Exp:MP-DB17MS-1_03
216.0970 S:11 SMO(1,3) BSUB(256,15,-3.0) PKD(3,2,1,0.10%,31156.0,5.00%,F,T)
A6.80E6
A4.09E5
A5.57E5
A2.17E6
201.0736 S:11 SMO(1,3) BSUB(256,15,-3.0) PKD(3,2,1,0.10%,19424.0,5.00%,F,T)
A6.03E6
A3.13E6
222.1172 S:11 SMO(1,3) BSUB(256,15,-3.0) PKD(3,2,1,0.10%,23984.0,5.00%,F,T)
A1.29E7
207.0938 S:11 SMO(1,3) BSUB(256,15,-3.0) PKD(3,2,1,0.10%,66448.0,5.00%,F,T)
A1.36E7
A2.90E6
A8.97E5
A2.18E6
218.9856 S:11
7:54
8:06
8:14
8:25
Time

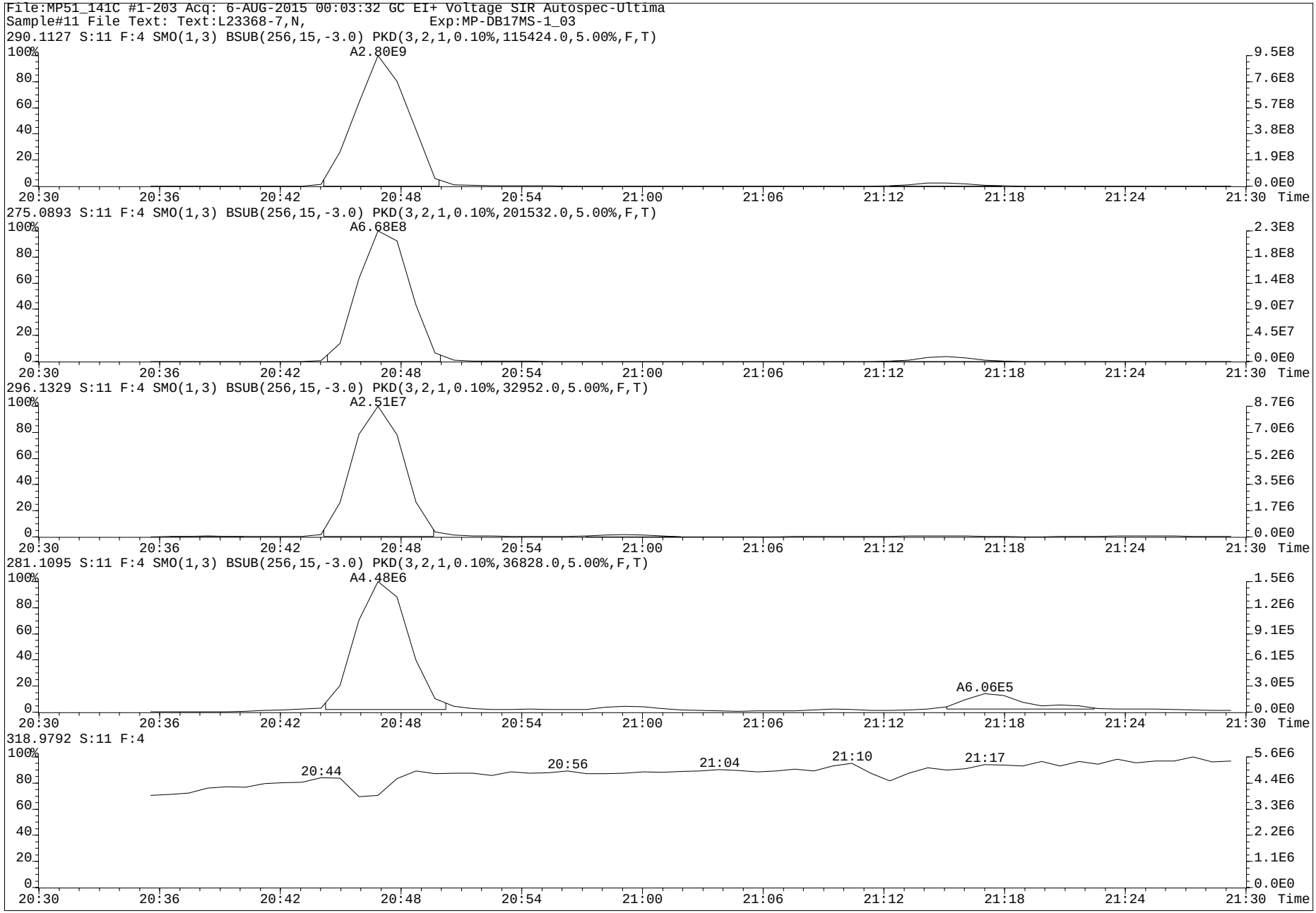
File:MP51_141C #1-203 Acq: 6-AUG-2015 00:03:32 GC EI+ Voltage SIR Autospec-Ultima
Sample#11 File Text: Text:L23368-7,N, Exp:MP-DB17MS-1_03
290.1127 S:11 F:4 SMO(1,3) BSUB(256,15,-3.0) PKD(3,2,1,0.10%,115424.0,5.00%,F,T)
A2.80E9
275.0893 S:11 F:4 SMO(1,3) BSUB(256,15,-3.0) PKD(3,2,1,0.10%,201532.0,5.00%,F,T)
A6.68E8
296.1329 S:11 F:4 SMO(1,3) BSUB(256,15,-3.0) PKD(3,2,1,0.10%,32952.0,5.00%,F,T)
A2.51E7
281.1095 S:11 F:4 SMO(1,3) BSUB(256,15,-3.0) PKD(3,2,1,0.10%,36828.0,5.00%,F,T)
A4.48E6
A6.06E5
318.9792 S:11 F:4
20:44
20:56
21:04
21:10
21:17
Time

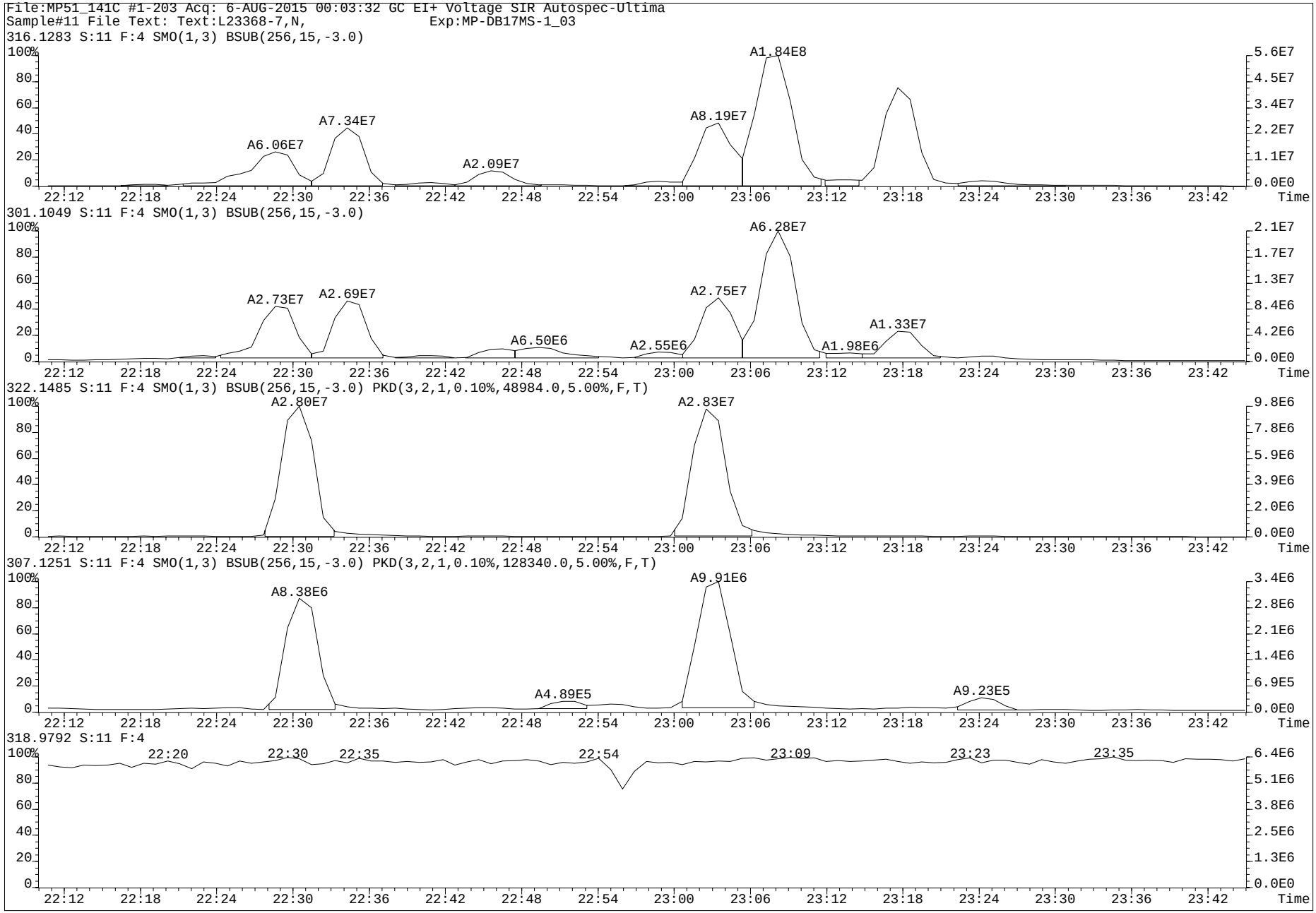
File:MP51_141C #1-203 Acq: 6-AUG-2015 00:03:32 GC EI+ Voltage SIR Autospec-Ultima
Sample#11 File Text: Text:L23368-7,N, Exp:MP-DB17MS-1_03
316.1283 S:11 F:4 SMO(1,3) BSUB(256,15,-3.0)
A6.06E7
A7.34E7
A2.09E7
A8.19E7
A1.84E8
301.1049 S:11 F:4 SMO(1,3) BSUB(256,15,-3.0)
A2.73E7
A2.69E7
A6.50E6
A2.55E6
A2.75E7
A6.28E7
A1.98E6
A1.33E7
322.1485 S:11 F:4 SMO(1,3) BSUB(256,15,-3.0) PKD(3,2,1,0.10%,48984.0,5.00%,F,T)
A2.80E7
A2.83E7
307.1251 S:11 F:4 SMO(1,3) BSUB(256,15,-3.0) PKD(3,2,1,0.10%,128340.0,5.00%,F,T)
A8.38E6
A4.89E5
A9.91E6
A9.23E5
318.9792 S:11 F:4
22:20
22:30
22:35
22:54
23:09
23:23
23:35
Time

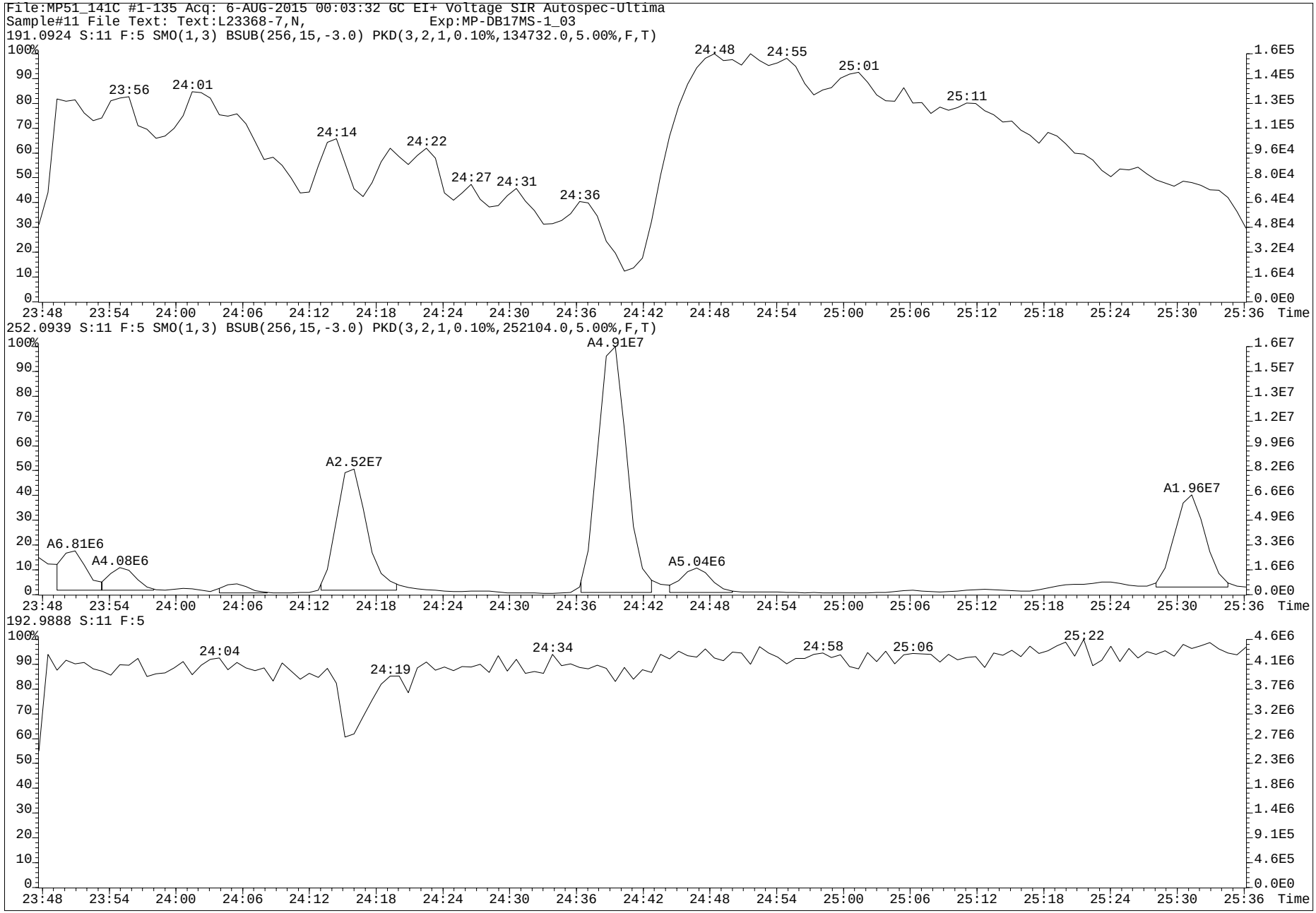
File:MP51_141C #1-135 Acq: 6-AUG-2015 00:03:32 GC EI+ Voltage SIR Autospec-Ultima
Sample#11 File Text: Text:L23368-7,N, Exp:MP-DB17MS-1_03
191.0924 S:11 F:5 SMO(1,3) BSUB(256,15,-3.0) PKD(3,2,1,0.10%,134732.0,5.00%,F,T)
23:56
24:01
24:14
24:22
24:27
24:31
24:36
24:48
24:55
25:01
25:11
252.0939 S:11 F:5 SMO(1,3) BSUB(256,15,-3.0) PKD(3,2,1,0.10%,252104.0,5.00%,F,T)
A6.81E6
A4.08E6
A2.52E7
A4.91E7
A5.04E6
A1.96E7
192.9888 S:11 F:5
24:04
24:19
24:34
24:58
25:06
25:22
Time

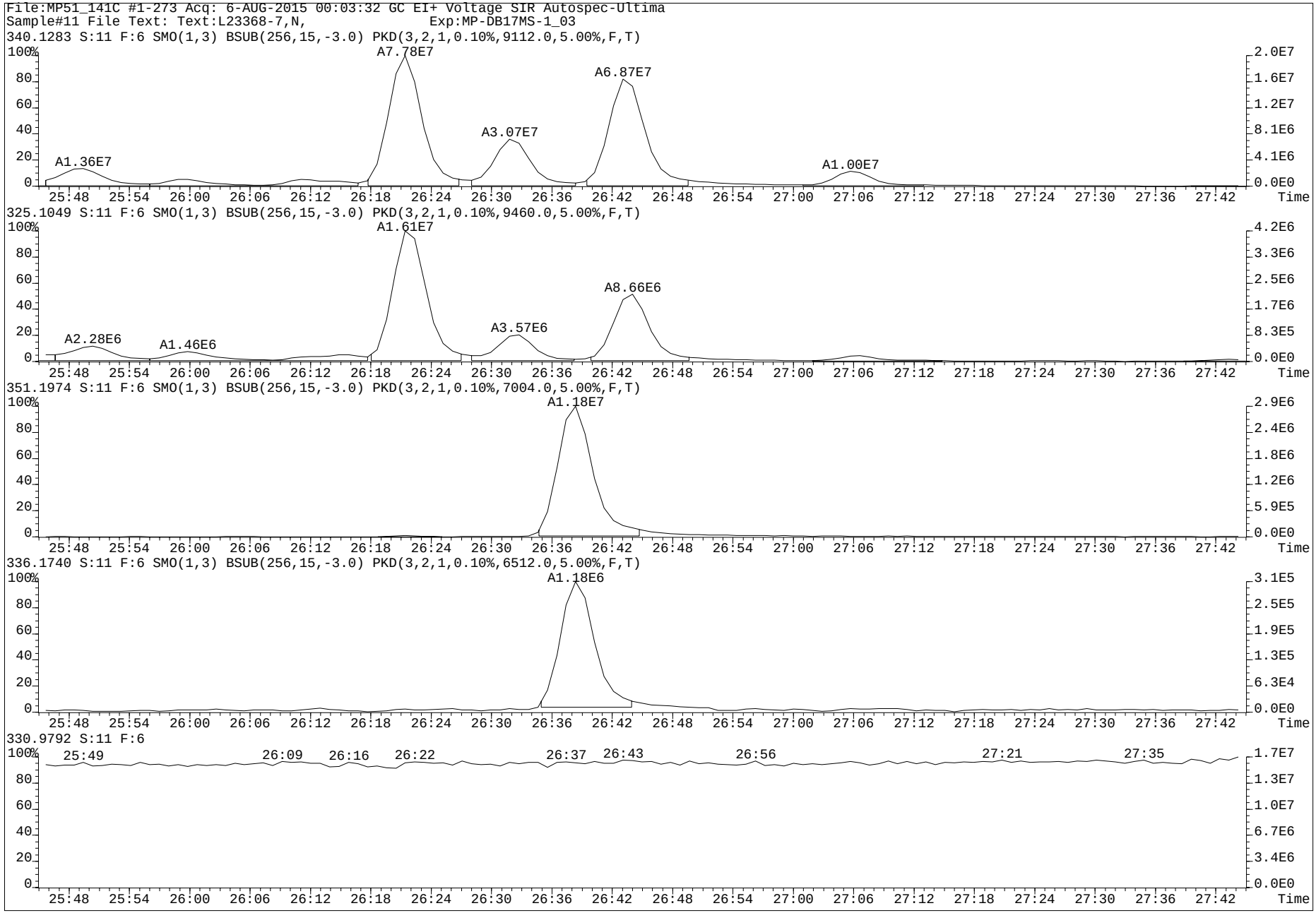
File:MP51_141C #1-273 Acq: 6-AUG-2015 00:03:32 GC EI+ Voltage SIR Autospec-Ultima
Sample#11 File Text: Text:L23368-7,N, Exp:MP-DB17MS-1_03
340.1283 S:11 F:6 SMO(1,3) BSUB(256,15,-3.0) PKD(3,2,1,0.10%,9112.0,5.00%,F,T)
A1.36E7
A7.78E7
A3.07E7
A6.87E7
A1.00E7
325.1049 S:11 F:6 SMO(1,3) BSUB(256,15,-3.0) PKD(3,2,1,0.10%,9460.0,5.00%,F,T)
A2.28E6
A1.46E6
A1.61E7
A3.57E6
A8.66E6
351.1974 S:11 F:6 SMO(1,3) BSUB(256,15,-3.0) PKD(3,2,1,0.10%,7004.0,5.00%,F,T)
A1.18E7
336.1740 S:11 F:6 SMO(1,3) BSUB(256,15,-3.0) PKD(3,2,1,0.10%,6512.0,5.00%,F,T)
A1.18E6
330.9792 S:11 F:6
25:49
26:09
26:16
26:22
26:37
26:43
26:56
27:21
27:35
Time

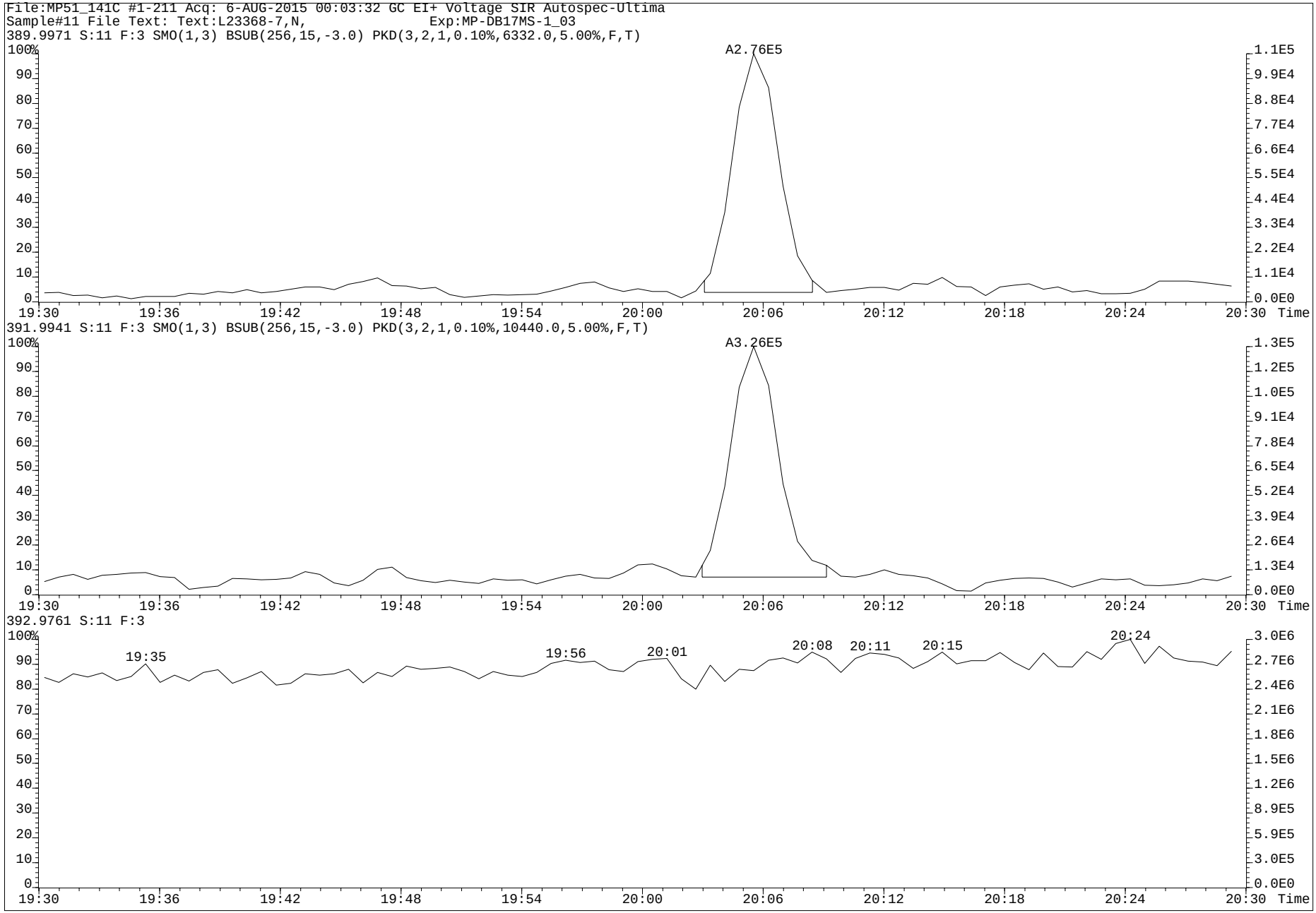
File:MP51_141C #1-211 Acq: 6-AUG-2015 00:03:32 GC EI+ Voltage SIR Autospec-Ultima
Sample#11 File Text: Text:L23368-7,N, Exp:MP-DB17MS-1_03
389.9971 S:11 F:3 SMO(1,3) BSUB(256,15,-3.0) PKD(3,2,1,0.10%,6332.0,5.00%,F,T)
A2.76E5
391.9941 S:11 F:3 SMO(1,3) BSUB(256,15,-3.0) PKD(3,2,1,0.10%,10440.0,5.00%,F,T)
A3.26E5
392.9761 S:11 F:3
19:35
19:56
20:01
20:08
20:11
20:15
20:24
Time

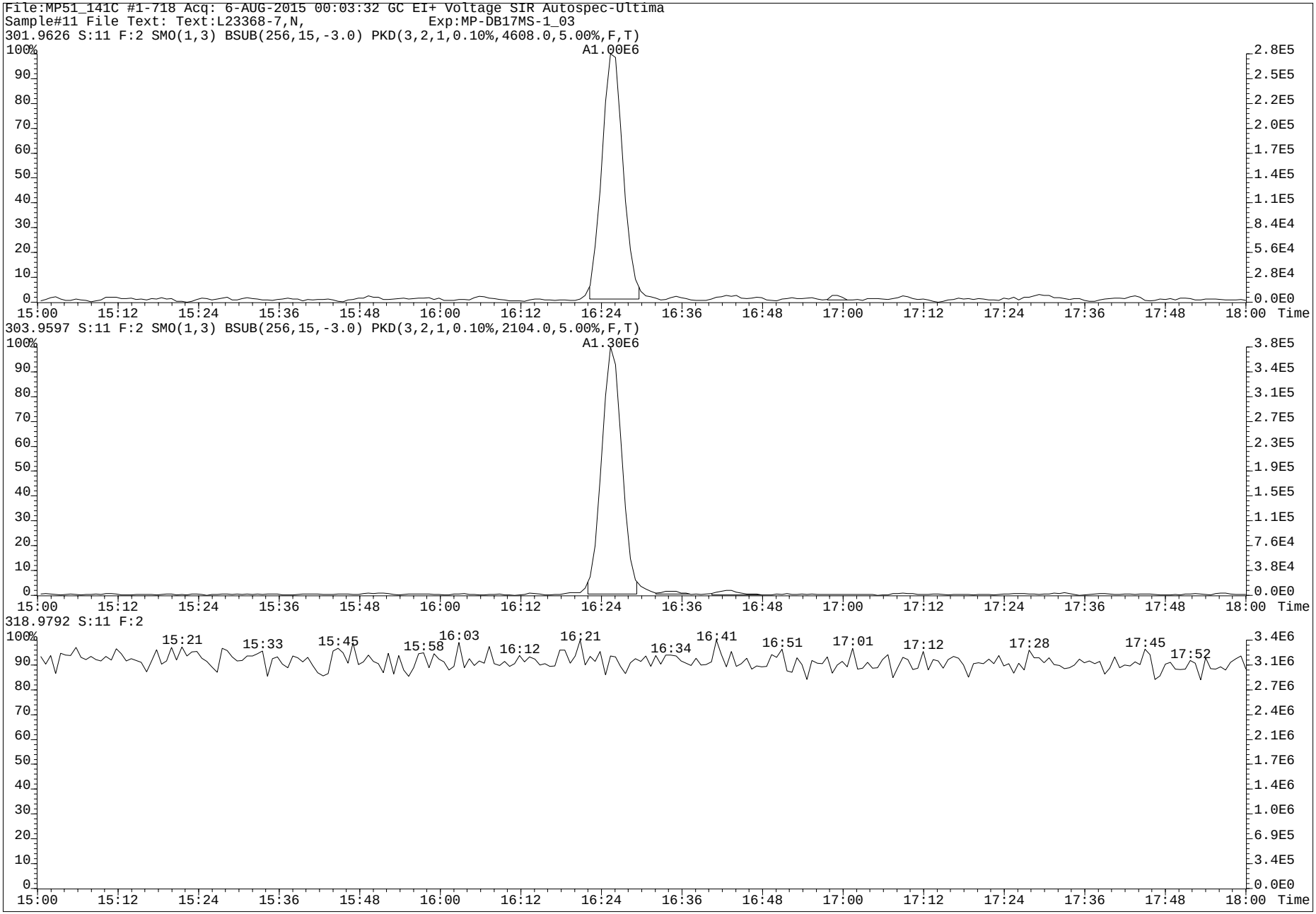
File:MP51_141C #1-718 Acq: 6-AUG-2015 00:03:32 GC EI+ Voltage SIR Autospec-Ultima
Sample#11 File Text: Text:L23368-7,N, Exp:MP-DB17MS-1_03
301.9626 S:11 F:2 SMO(1,3) BSUB(256,15,-3.0) PKD(3,2,1,0.10%,4608.0,5.00%,F,T)
A1.00E6
303.9597 S:11 F:2 SMO(1,3) BSUB(256,15,-3.0) PKD(3,2,1,0.10%,2104.0,5.00%,F,T)
A1.30E6
318.9792 S:11 F:2
15:21
15:33
15:45
15:58
16:03
16:12
16:21
16:34
16:41
16:51
17:01
17:12
17:28
17:45
17:52
Time

www.axysanalytical.com

Run #14 Filename MP51_142D S: 8 I: 1 Acquired: 8-AUG-15 00:54:02 Processed: 8-AUG-15 09:54:35
Run: mp51_142d-a Analyte: mp-db17-s12 Cal: mp51_140j-8a Results: mp51_142d-b Version: V3.6 6-JAN-2000 17:51:42
Sample text: L23368-8,NL, 3.827 Comments: 10,WG51889,2.0/200uL
sample size: ~~3.993000~~ conc units: pg/smC total toxicity: 94707.» F1: 1.0000 F2: 1.0000

	Typ	Name	#Hom	Resp	RA		RT	Conc	Tox #1	DL	Rec	M?
1	Unk	1-OH-Naphthalene	1	1.24e+07	1.19	n	8:09	4506.548	451	318.4022	-	n
2	Unk	1-OH-Pyrene	1	2.96e+09	2.66	n	20:47	807469.268	80747	1009.2134	-	n
3	Unk	3-OH-Chrysene	1	8.61e+07	2.44	n	23:02	28835.214	2884	1227.2321	-	y
4	Unk	3-OH-Benz[a]anthracene	1	7.68e+06	2.99	n	23:14	2159.440	1080	1010.9357	-	y
5	Unk	7,8-OH-Benzo[a]pyrene-C	0	*	*	n	NotFnd	*	*	*	-	n
6	Unk	7,8-OH-Benzo[a]pyrene-T	0	*	*	n	NotFnd	*	*	*	-	n
7	Unk	7,8-OH-Benzo[a]pyrene-3	0	*	*	n	NotFnd	*	*	*	-	n
8	Unk	9-OH-Benzo[a]pyrene	1	2.07e+07	7.78	n	26:32	10996.392	1100	100.6675	-	n
9	Unk	3-OH-Benzo[a]pyrene	1	4.14e+07	7.05	n	26:44	84467.602	8447	521.1314	-	n
10	Unk	7,8-OH-Benzo[a]pyrene-4	1	7.42e+06	12.37	n	27:06	*	*	*	-	n
11	IS	13C6-1-OH-Naphthalene	1	3.09e+07	0.95	n	8:09	9664.072	-	1166.6343	77.2	n
12	IS	13C6-1-OH-Pyrene	1	4.82e+07	4.56	n	20:47	11453.299	-	248.4707	91.5	n
13	IS	13C6-1-OH-BAA	1	4.89e+07	3.27	n	22:30	7595.523	-	262.0418	60.2	n
14	IS	13C6-3-OH-Chrysene	1	5.05e+07	2.79	n	23:03	7692.199	-	256.7844	60.8	n
15	IS	D11-3-OH-Benzo[a]pyrene	1	1.05e+07	9.11	n	26:38	2603.228	-	36.2928	20.9	n
16	IS	13C-CL4-OH-PCB-79	1	1.57e+06	0.75	y	20:05	3538.373	-	392.8111	141.3	n
17	IS	13C-CL4-PCB-79	0	*	*	n	NotFnd	*	-	*	Div0	n
18	RS	13C-CL4-PCB-81	1	6.19e+06	0.77	y	16:26	1.240	-	-	-	n
19	Tot	Fn1 Lock	-	-			-	-	-	-	-	n
20	Tot	Fn2 Lock	-	-			-	-	-	-	-	n
21	Tot	Fn3 Lock	-	-			-	-	-	-	-	n
22	Tot	Fn4 Lock	-	-			-	-	-	-	-	n
23	Tot	Fn4 Lock	-	-			-	-	-	-	-	n
24	Tot	Fn5 Lock	-	-			-	-	-	-	-	n
25	Tot	Fn6 Lock	-	-			-	-	-	-	-	n

x conc. & DL by 1.043

PV AS 8-AUG-2015

SU MW
12-Aug-2015

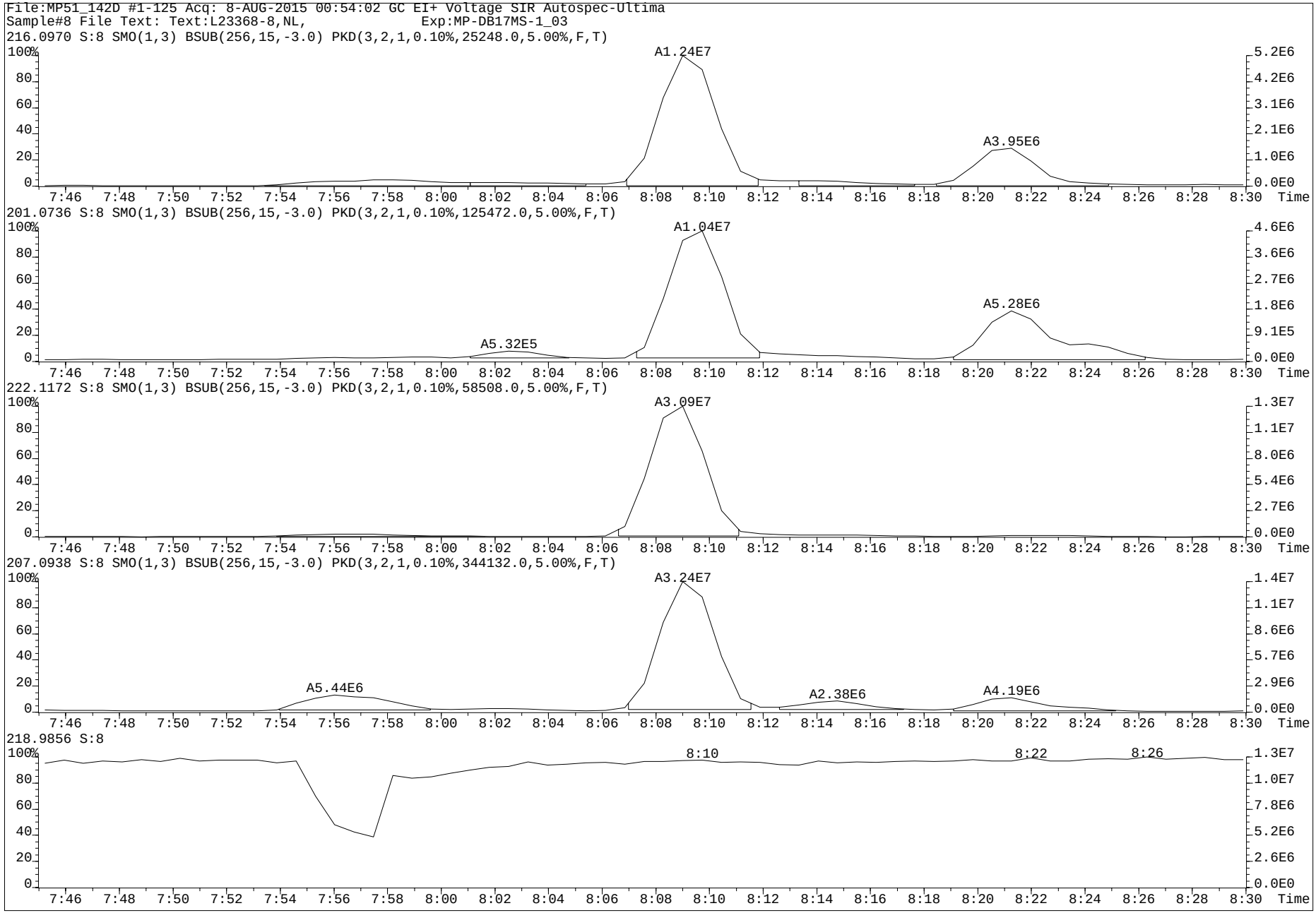
File:MP51_142D #1-125 Acq: 8-AUG-2015 00:54:02 GC EI+ Voltage SIR Autospec-Ultima
Sample#8 File Text: Text:L23368-8,NL, Exp:MP-DB17MS-1_03
216.0970 S:8 SMO(1,3) BSUB(256,15,-3.0) PKD(3,2,1,0.10%,25248.0,5.00%,F,T)
A1.24E7
A3.95E6
201.0736 S:8 SMO(1,3) BSUB(256,15,-3.0) PKD(3,2,1,0.10%,125472.0,5.00%,F,T)
A1.04E7
A5.28E6
A5.32E5
222.1172 S:8 SMO(1,3) BSUB(256,15,-3.0) PKD(3,2,1,0.10%,58508.0,5.00%,F,T)
A3.09E7
207.0938 S:8 SMO(1,3) BSUB(256,15,-3.0) PKD(3,2,1,0.10%,344132.0,5.00%,F,T)
A3.24E7
A5.44E6
A2.38E6
A4.19E6
218.9856 S:8
8:10
8:22
8:26
Time

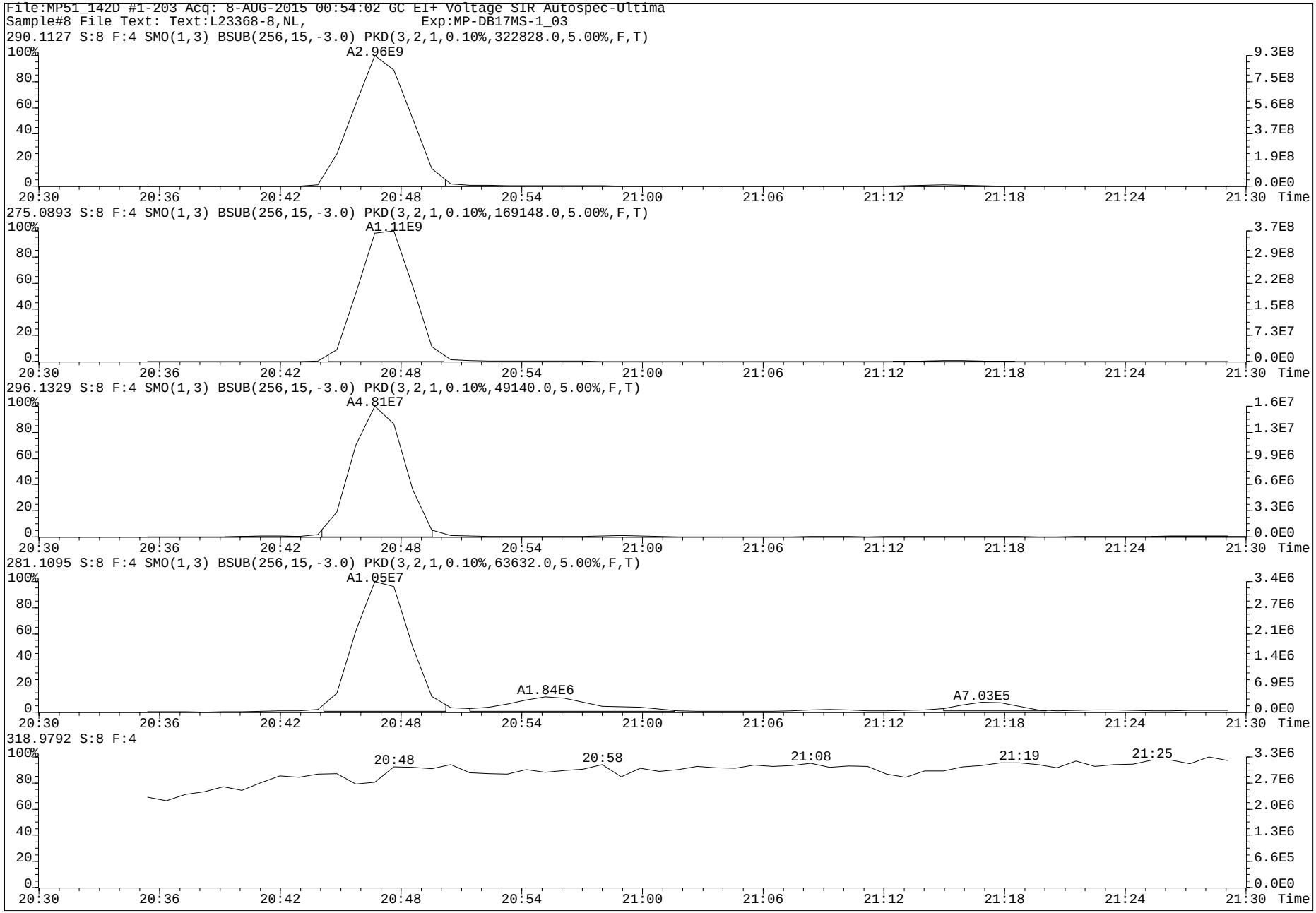
File:MP51_142D #1-203 Acq: 8-AUG-2015 00:54:02 GC EI+ Voltage SIR Autospec-Ultima
Sample#8 File Text: Text:L23368-8,NL, Exp:MP-DB17MS-1_03
290.1127 S:8 F:4 SMO(1,3) BSUB(256,15,-3.0) PKD(3,2,1,0.10%,322828.0,5.00%,F,T)
A2.96E9
275.0893 S:8 F:4 SMO(1,3) BSUB(256,15,-3.0) PKD(3,2,1,0.10%,169148.0,5.00%,F,T)
A1.11E9
296.1329 S:8 F:4 SMO(1,3) BSUB(256,15,-3.0) PKD(3,2,1,0.10%,49140.0,5.00%,F,T)
A4.81E7
281.1095 S:8 F:4 SMO(1,3) BSUB(256,15,-3.0) PKD(3,2,1,0.10%,63632.0,5.00%,F,T)
A1.05E7
A1.84E6
A7.03E5
318.9792 S:8 F:4
20:48
20:58
21:08
21:19
21:25
Time

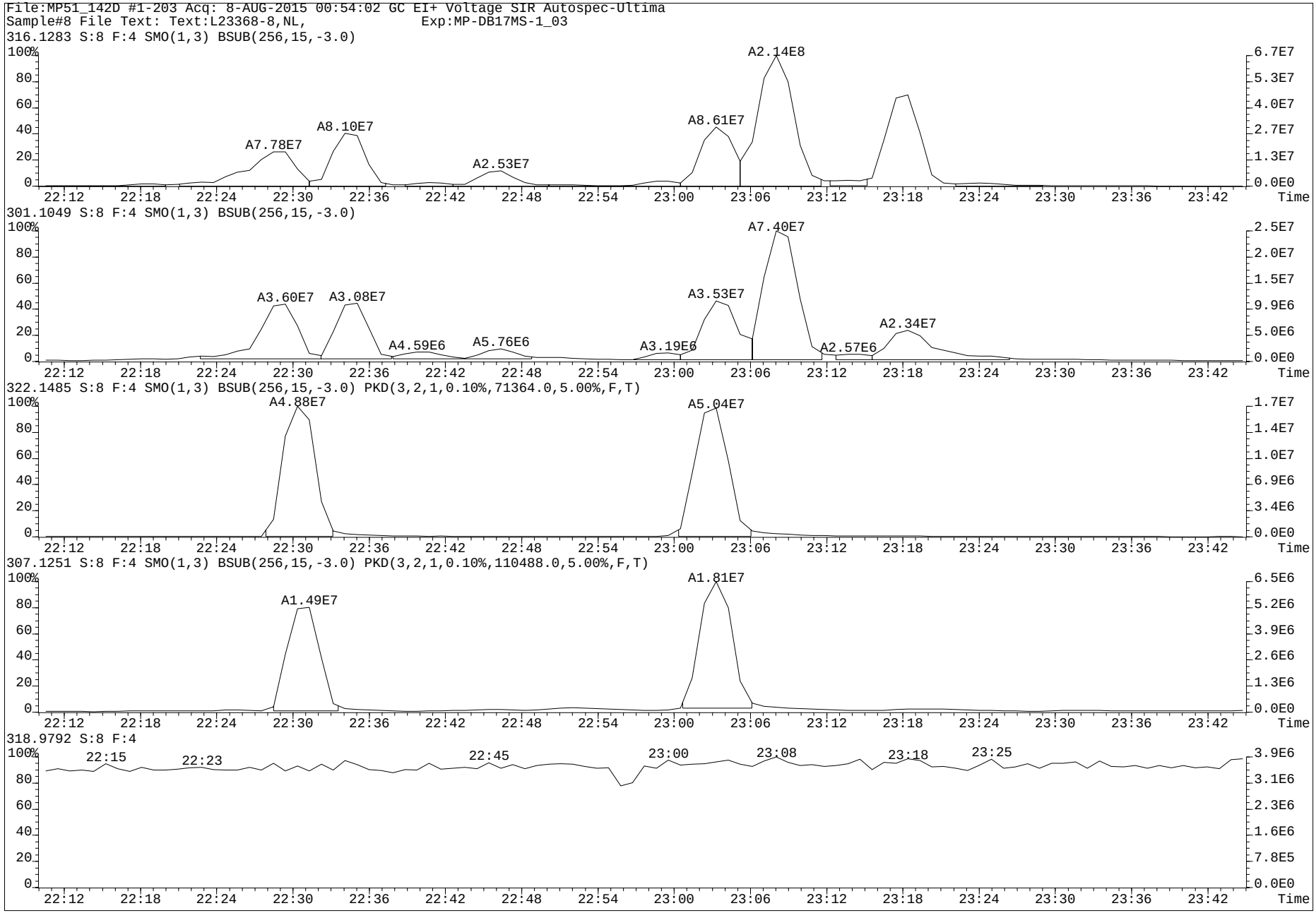
File:MP51_142D #1-203 Acq: 8-AUG-2015 00:54:02 GC EI+ Voltage SIR Autospec-Ultima
Sample#8 File Text: Text:L23368-8,NL, Exp:MP-DB17MS-1_03
316.1283 S:8 F:4 SMO(1,3) BSUB(256,15,-3.0)
A7.78E7
A8.10E7
A2.53E7
A8.61E7
A2.14E8
301.1049 S:8 F:4 SMO(1,3) BSUB(256,15,-3.0)
A3.60E7
A3.08E7
A4.59E6
A5.76E6
A3.19E6
A3.53E7
A7.40E7
A2.57E6
A2.34E7
322.1485 S:8 F:4 SMO(1,3) BSUB(256,15,-3.0) PKD(3,2,1,0.10%,71364.0,5.00%,F,T)
A4.88E7
A5.04E7
307.1251 S:8 F:4 SMO(1,3) BSUB(256,15,-3.0) PKD(3,2,1,0.10%,110488.0,5.00%,F,T)
A1.49E7
A1.81E7
318.9792 S:8 F:4
22:15
22:23
22:45
23:00
23:08
23:18
23:25
Time

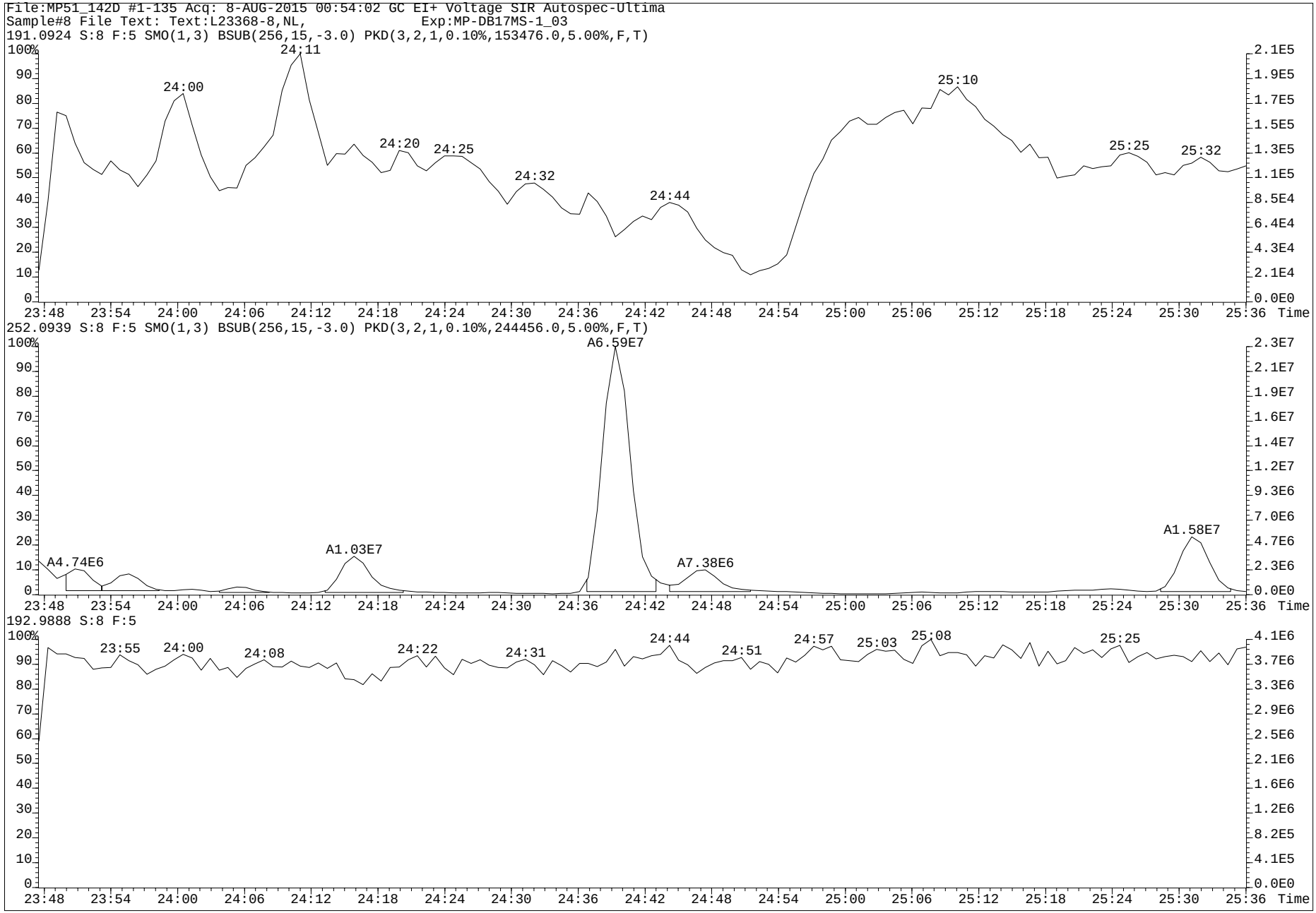
File:MP51_142D #1-135 Acq: 8-AUG-2015 00:54:02 GC EI+ Voltage SIR Autospec-Ultima
Sample#8 File Text: Text:L23368-8,NL, Exp:MP-DB17MS-1_03
191.0924 S:8 F:5 SMO(1,3) BSUB(256,15,-3.0) PKD(3,2,1,0.10%,153476.0,5.00%,F,T)
24:00
24:11
24:20
24:25
24:32
24:44
25:10
25:25
25:32
252.0939 S:8 F:5 SMO(1,3) BSUB(256,15,-3.0) PKD(3,2,1,0.10%,244456.0,5.00%,F,T)
A4.74E6
A1.03E7
A6.59E7
A7.38E6
A1.58E7
192.9888 S:8 F:5
23:55
24:00
24:08
24:22
24:31
24:44
24:51
24:57
25:03
25:08
25:25
Time

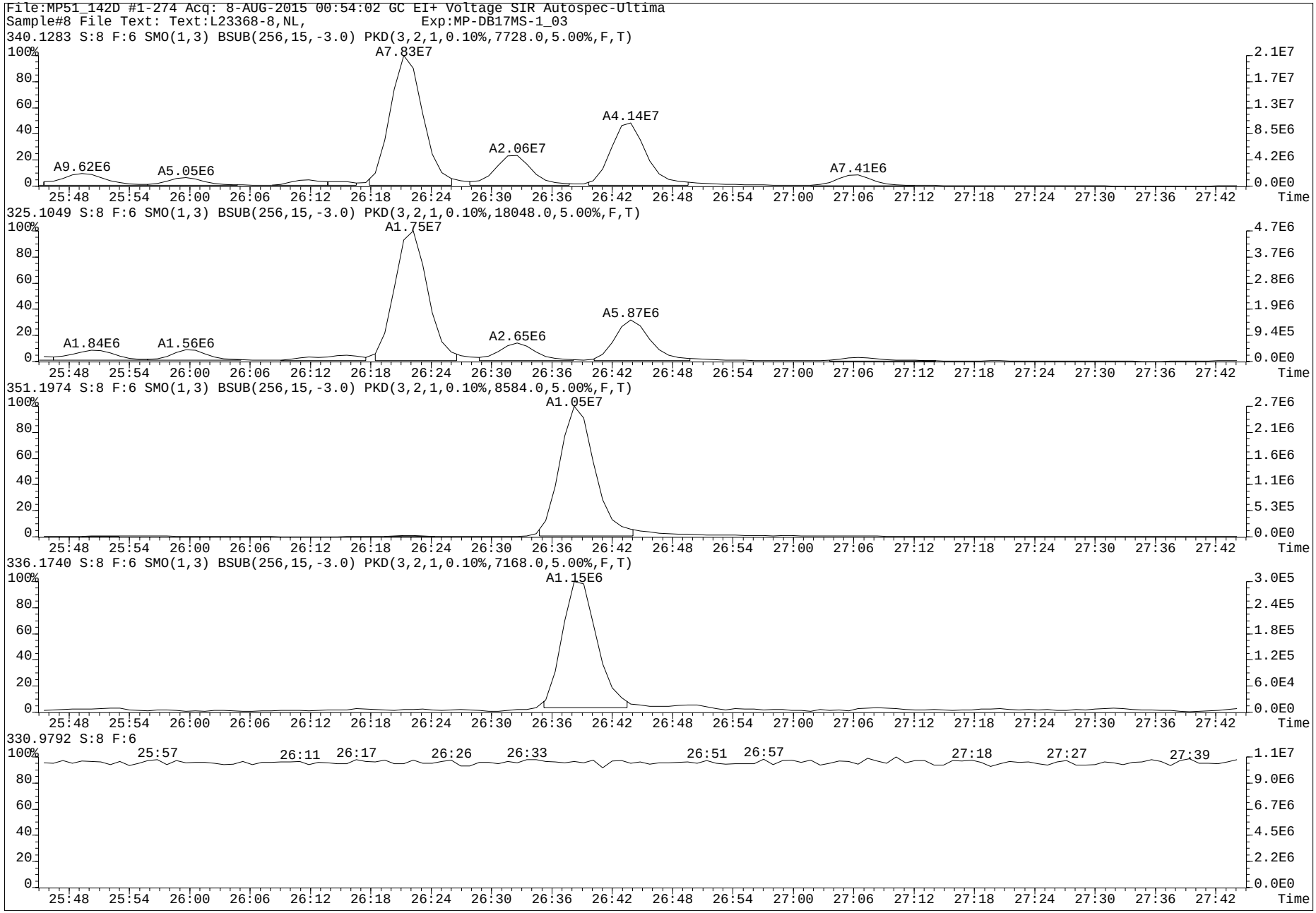
File:MP51_142D #1-274 Acq: 8-AUG-2015 00:54:02 GC EI+ Voltage SIR Autospec-Ultima
Sample#8 File Text: Text:L23368-8,NL, Exp:MP-DB17MS-1_03
340.1283 S:8 F:6 SMO(1,3) BSUB(256,15,-3.0) PKD(3,2,1,0.10%,7728.0,5.00%,F,T)
A7.83E7
A4.14E7
A2.06E7
A9.62E6
A5.05E6
A7.41E6
325.1049 S:8 F:6 SMO(1,3) BSUB(256,15,-3.0) PKD(3,2,1,0.10%,18048.0,5.00%,F,T)
A1.75E7
A5.87E6
A1.84E6
A1.56E6
A2.65E6
351.1974 S:8 F:6 SMO(1,3) BSUB(256,15,-3.0) PKD(3,2,1,0.10%,8584.0,5.00%,F,T)
A1.05E7
336.1740 S:8 F:6 SMO(1,3) BSUB(256,15,-3.0) PKD(3,2,1,0.10%,7168.0,5.00%,F,T)
A1.15E6
330.9792 S:8 F:6
25:57
26:11
26:17
26:26
26:33
26:51
26:57
27:18
27:27
27:39
Time

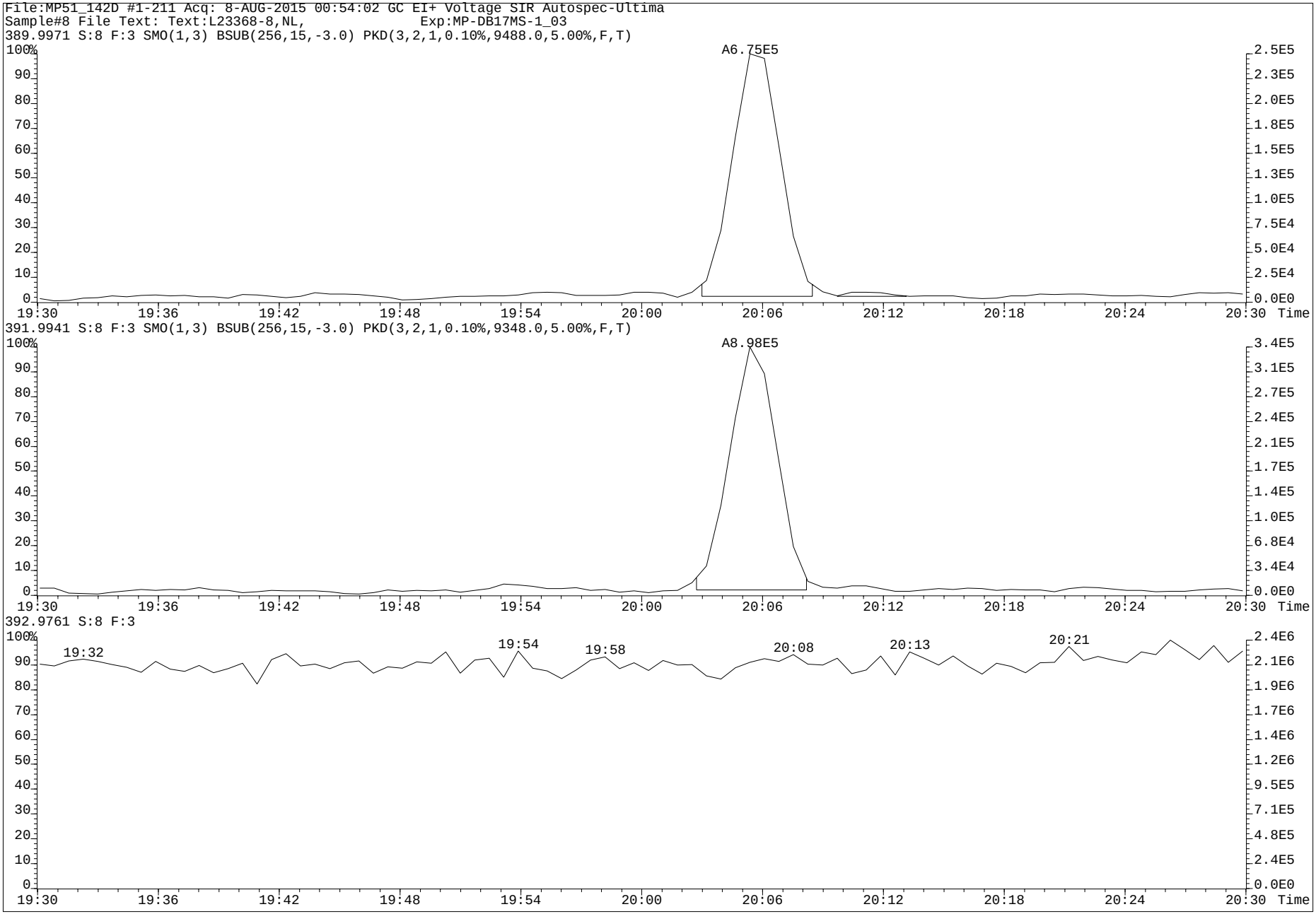
File:MP51_142D #1-211 Acq: 8-AUG-2015 00:54:02 GC EI+ Voltage SIR Autospec-Ultima
Sample#8 File Text: Text:L23368-8,NL, Exp:MP-DB17MS-1_03
389.9971 S:8 F:3 SMO(1,3) BSUB(256,15,-3.0) PKD(3,2,1,0.10%,9488.0,5.00%,F,T)
A6.75E5
391.9941 S:8 F:3 SMO(1,3) BSUB(256,15,-3.0) PKD(3,2,1,0.10%,9348.0,5.00%,F,T)
A8.98E5
392.9761 S:8 F:3
19:32
19:54
19:58
20:08
20:13
20:21
Time

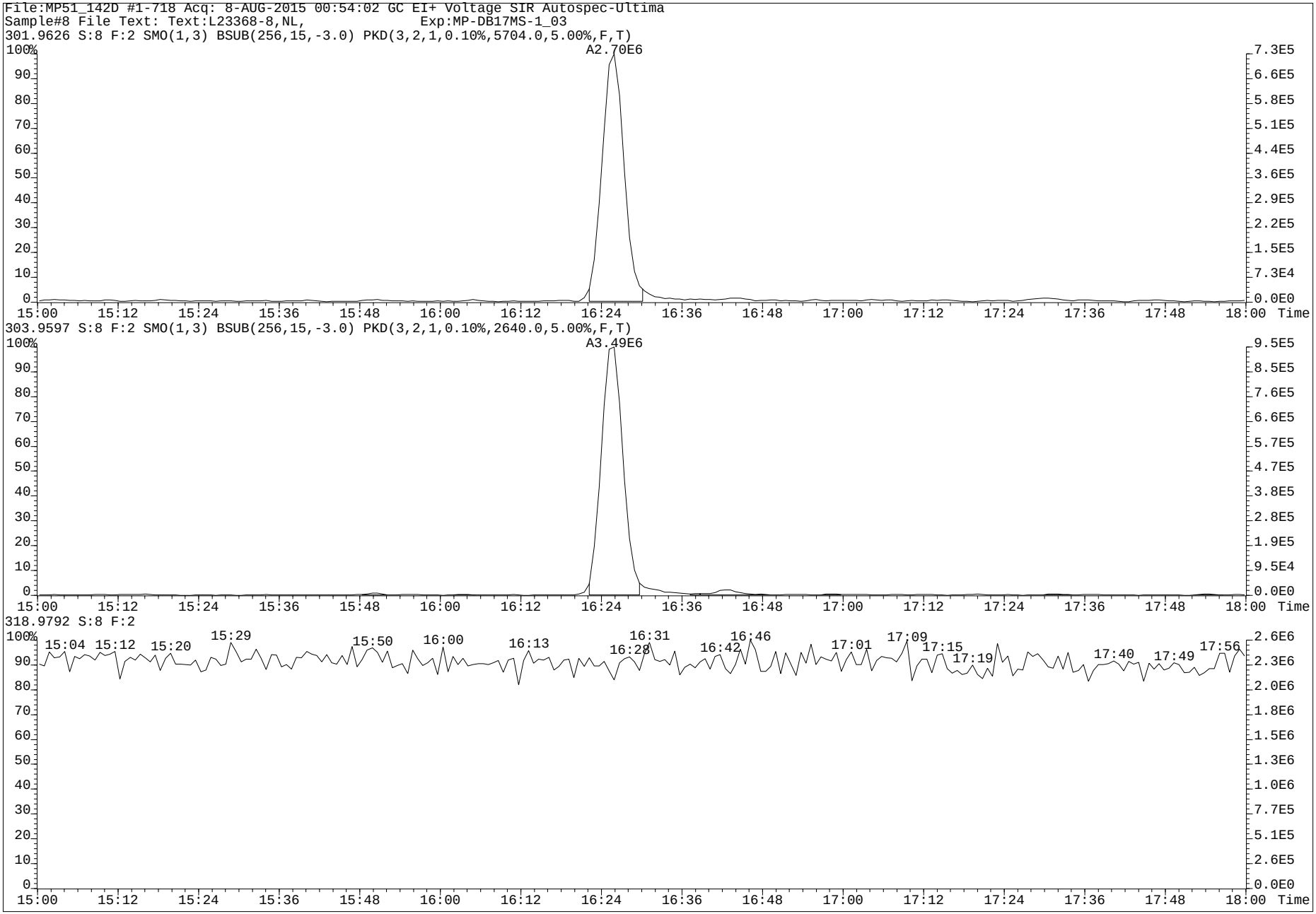
File:MP51_142D #1-718 Acq: 8-AUG-2015 00:54:02 GC EI+ Voltage SIR Autospec-Ultima
Sample#8 File Text: Text:L23368-8,NL, Exp:MP-DB17MS-1_03
301.9626 S:8 F:2 SMO(1,3) BSUB(256,15,-3.0) PKD(3,2,1,0.10%,5704.0,5.00%,F,T)
A2.70E6
303.9597 S:8 F:2 SMO(1,3) BSUB(256,15,-3.0) PKD(3,2,1,0.10%,2640.0,5.00%,F,T)
A3.49E6
318.9792 S:8 F:2
Time

www.axysanalytical.com

Run #18 Filename MP51_141C S: 23 I: 1 Acquired: 6-AUG-15 12:52:13 Processed: 6-AUG-15 14:24:47
Run: mp51_141c-a Analyte: MP-DB17-S12 Cal: mp51_140j-8a Results: MP51_141C-C Version: V3.6 6-JAN-2000 17:51:42
Sample text: L23368-9,N, 3.840 Comments: 10,WG51889,2.0/200uL
sample size: 4.007000 conc units: pg/µL total toxicity: 59461.» F1: 1.0000 F2: 1.0000

	Typ	Name	#Hom	Resp	RA		RT	Conc	Tox #1	DL	Rec	M?
1	Unk	1-OH-Naphthalene	1	9.89e+06	1.08	n	8:08	3090.996	309	347.6361	-	n
2	Unk	1-OH-Pyrene	1	2.17e+09	4.31	n	20:47	559851.637	55985	430.3609	-	n
3	Unk	3-OH-Chrysene	1	4.20e+07	2.79	n	23:03	10554.842	1055	1486.0545	-	n
4	Unk	3-OH-Benz[a]anthracene	1	1.18e+06	1.17	n	23:13	243.102	122	1154.0013	-	y
5	Unk	7,8-OH-Benzo[a]pyrene-C	0	*	*	n	NotFnd	*	*	*	-	n
6	Unk	7,8-OH-Benzo[a]pyrene-T	0	*	*	n	NotFnd	*	*	*	-	n
7	Unk	7,8-OH-Benzo[a]pyrene-3	0	*	*	n	NotFnd	*	*	*	-	n
8	Unk	9-OH-Benzo[a]pyrene	1	1.01e+07	9.15	n	26:32	4032.242	403	82.9934	-	n
9	Unk	3-OH-Benzo[a]pyrene	1	2.06e+07	8.35	n	26:43	15869.499	1587	216.2340	-	n
10	Unk	7,8-OH-Benzo[a]pyrene-4	1	2.86e+06	15.51	n	27:06	*	*	*	-	n
11	IS	13C6-1-OH-Naphthalene	1	3.59e+07	0.80	n	8:08	10776.464	-	602.5316	86.4	n
12	IS	13C6-1-OH-Pyrene	1	5.07e+07	4.98	n	20:47	11564.099	-	293.9364	92.7	n
13	IS	13C6-1-OH-BAA	1	6.65e+07	3.18	n	22:30	9927.258	-	274.2711	78.9	n
14	IS	13C6-3-OH-Chrysene	1	6.70e+07	2.81	n	23:03	9799.053	-	268.7684	77.8	n
15	IS	D11-3-OH-Benzo[a]pyrene	1	2.77e+07	9.19	n	26:38	6596.982	-	38.3837	53.1	n
16	IS	13C-CL4-OH-PCB-79	1	1.58e+06	0.73	y	20:06	3400.597	-	313.8555	136.3	n
17	IS	13C-CL4-PCB-79	1	9.24e+04	10.34	n	17:30	*	-	*	Div0	n
18	RS	13C-CL4-PCB-81	1	6.42e+06	0.77	y	16:25	1.283	-	-	-	n
19	Tot	Fn1 Lock	-	-			-	-	-	-	-	n
20	Tot	Fn2 Lock	-	-			-	-	-	-	-	n
21	Tot	Fn3 Lock	-	-			-	-	-	-	-	n
22	Tot	Fn4 Lock	-	-			-	-	-	-	-	n
23	Tot	Fn4 Lock	-	-			-	-	-	-	-	n
24	Tot	Fn5 Lock	-	-			-	-	-	-	-	n
25	Tot	Fn6 Lock	-	-			-	-	-	-	-	n

x conc & DL by 1.043

PV AS 8-AUG-2015

SV by MW 12-Aug-2015

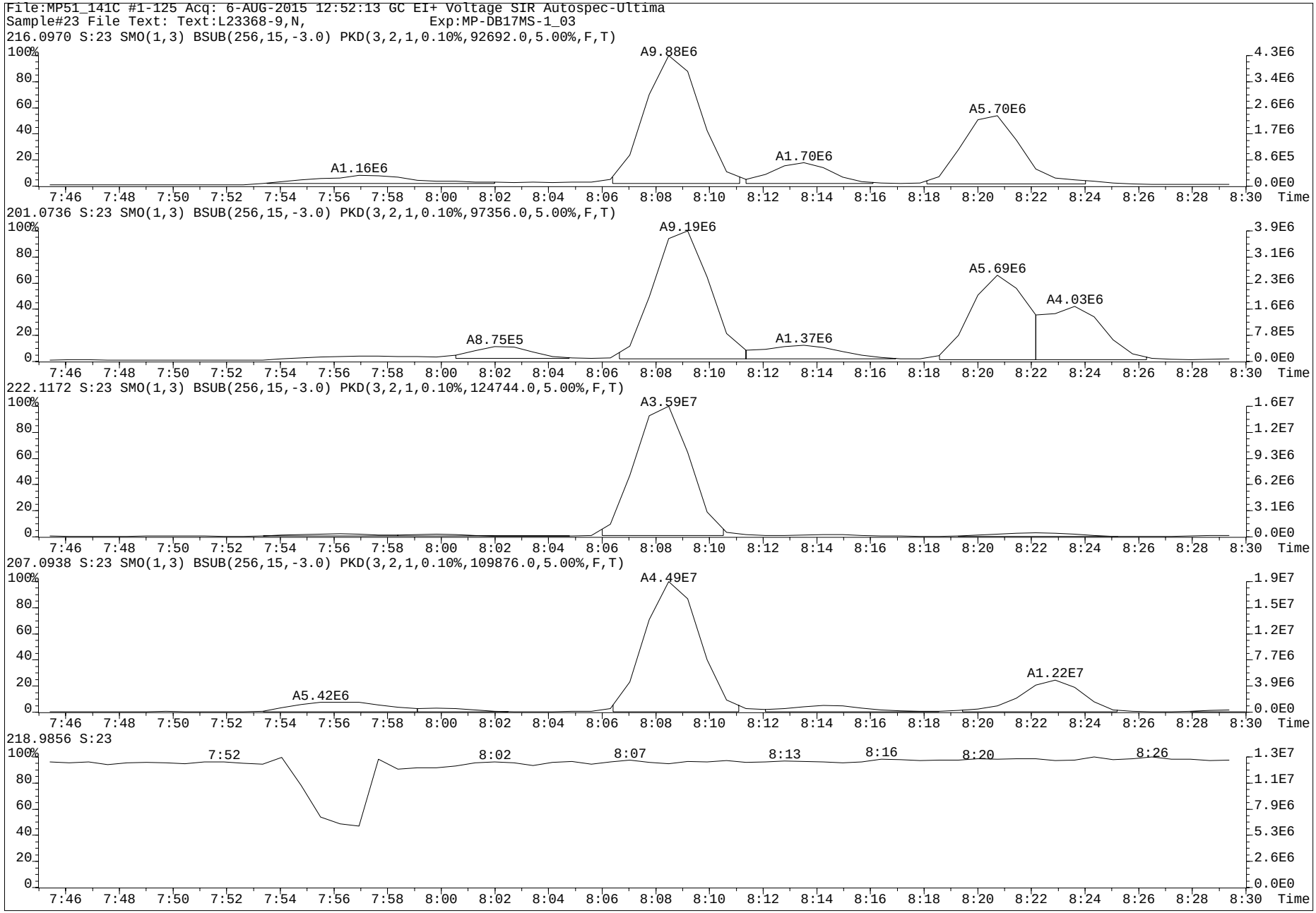
File:MP51_141C #1-125 Acq: 6-AUG-2015 12:52:13 GC EI+ Voltage SIR Autospec-Ultima
Sample#23 File Text: Text:L23368-9,N, Exp:MP-DB17MS-1_03
216.0970 S:23 SMO(1,3) BSUB(256,15,-3.0) PKD(3,2,1,0.10%,92692.0,5.00%,F,T)
A9.88E6
A5.70E6
A1.70E6
A1.16E6
201.0736 S:23 SMO(1,3) BSUB(256,15,-3.0) PKD(3,2,1,0.10%,97356.0,5.00%,F,T)
A9.19E6
A5.69E6
A4.03E6
A8.75E5
A1.37E6
222.1172 S:23 SMO(1,3) BSUB(256,15,-3.0) PKD(3,2,1,0.10%,124744.0,5.00%,F,T)
A3.59E7
207.0938 S:23 SMO(1,3) BSUB(256,15,-3.0) PKD(3,2,1,0.10%,109876.0,5.00%,F,T)
A4.49E7
A1.22E7
A5.42E6
218.9856 S:23
7:52
8:02
8:07
8:13
8:16
8:20
8:26
Time

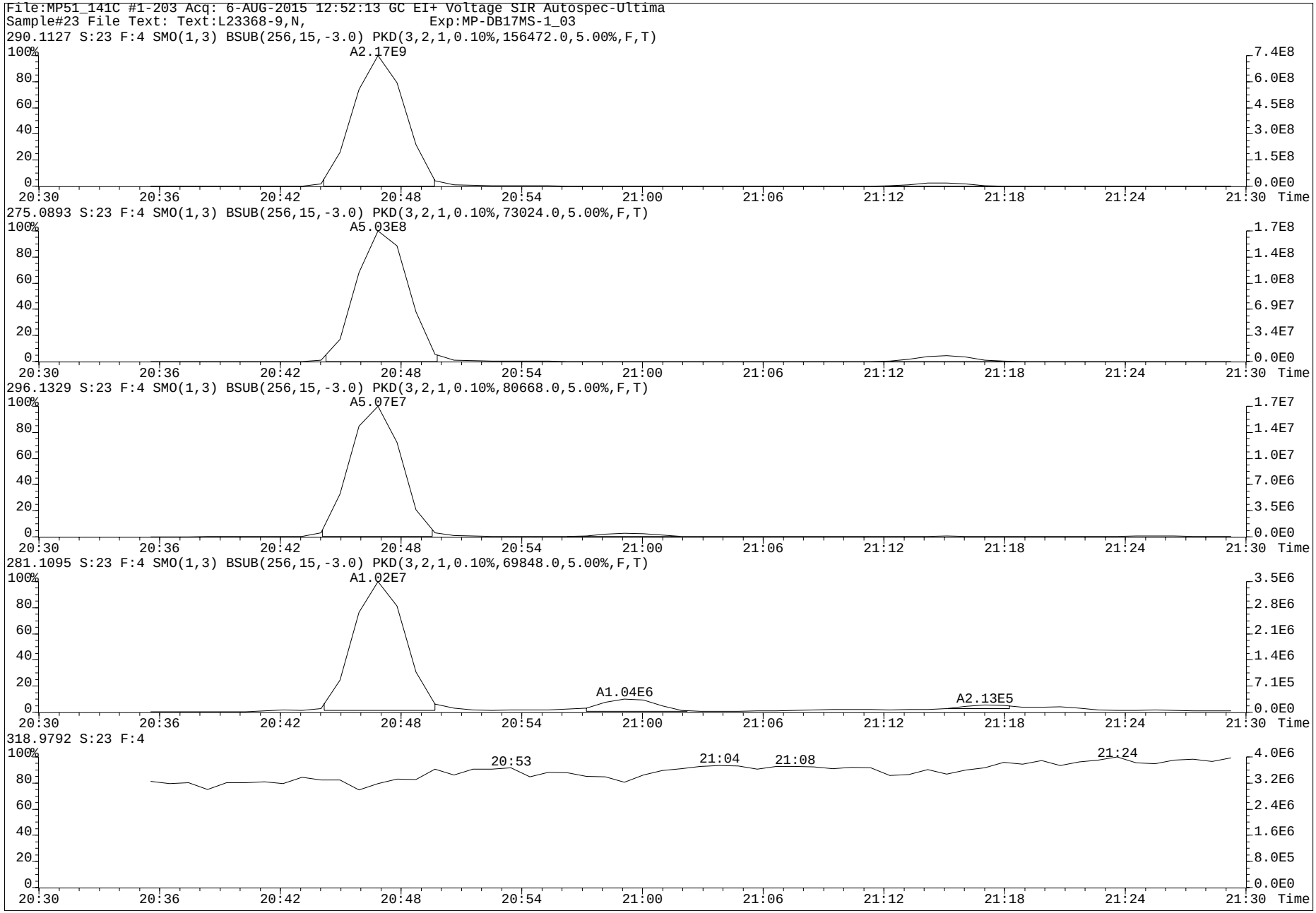
File:MP51_141C #1-203 Acq: 6-AUG-2015 12:52:13 GC EI+ Voltage SIR Autospec-Ultima
Sample#23 File Text: Text:L23368-9,N, Exp:MP-DB17MS-1_03
290.1127 S:23 F:4 SMO(1,3) BSUB(256,15,-3.0) PKD(3,2,1,0.10%,156472.0,5.00%,F,T)
A2.17E9
275.0893 S:23 F:4 SMO(1,3) BSUB(256,15,-3.0) PKD(3,2,1,0.10%,73024.0,5.00%,F,T)
A5.03E8
296.1329 S:23 F:4 SMO(1,3) BSUB(256,15,-3.0) PKD(3,2,1,0.10%,80668.0,5.00%,F,T)
A5.07E7
281.1095 S:23 F:4 SMO(1,3) BSUB(256,15,-3.0) PKD(3,2,1,0.10%,69848.0,5.00%,F,T)
A1.02E7
A1.04E6
A2.13E5
318.9792 S:23 F:4
20:53
21:04
21:08
21:24
Time

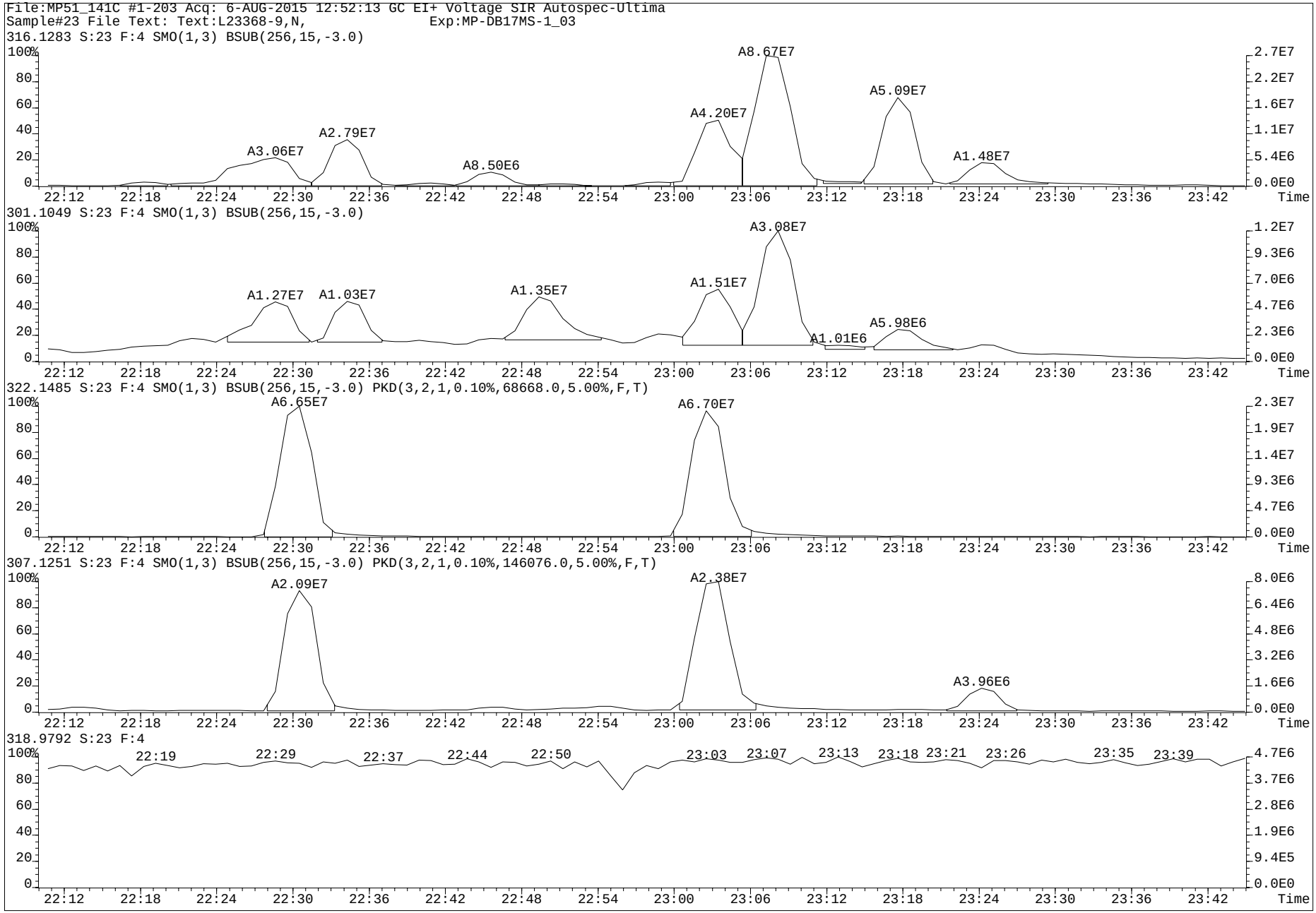
File:MP51_141C #1-203 Acq: 6-AUG-2015 12:52:13 GC EI+ Voltage SIR Autospec-Ultima
Sample#23 File Text: Text:L23368-9,N, Exp:MP-DB17MS-1_03
316.1283 S:23 F:4 SMO(1,3) BSUB(256,15,-3.0)
A3.06E7
A2.79E7
A8.50E6
A4.20E7
A8.67E7
A5.09E7
A1.48E7
301.1049 S:23 F:4 SMO(1,3) BSUB(256,15,-3.0)
A1.27E7
A1.03E7
A1.35E7
A1.51E7
A3.08E7
A1.01E6
A5.98E6
322.1485 S:23 F:4 SMO(1,3) BSUB(256,15,-3.0) PKD(3,2,1,0.10%,68668.0,5.00%,F,T)
A6.65E7
A6.70E7
307.1251 S:23 F:4 SMO(1,3) BSUB(256,15,-3.0) PKD(3,2,1,0.10%,146076.0,5.00%,F,T)
A2.09E7
A2.38E7
A3.96E6
318.9792 S:23 F:4
Time

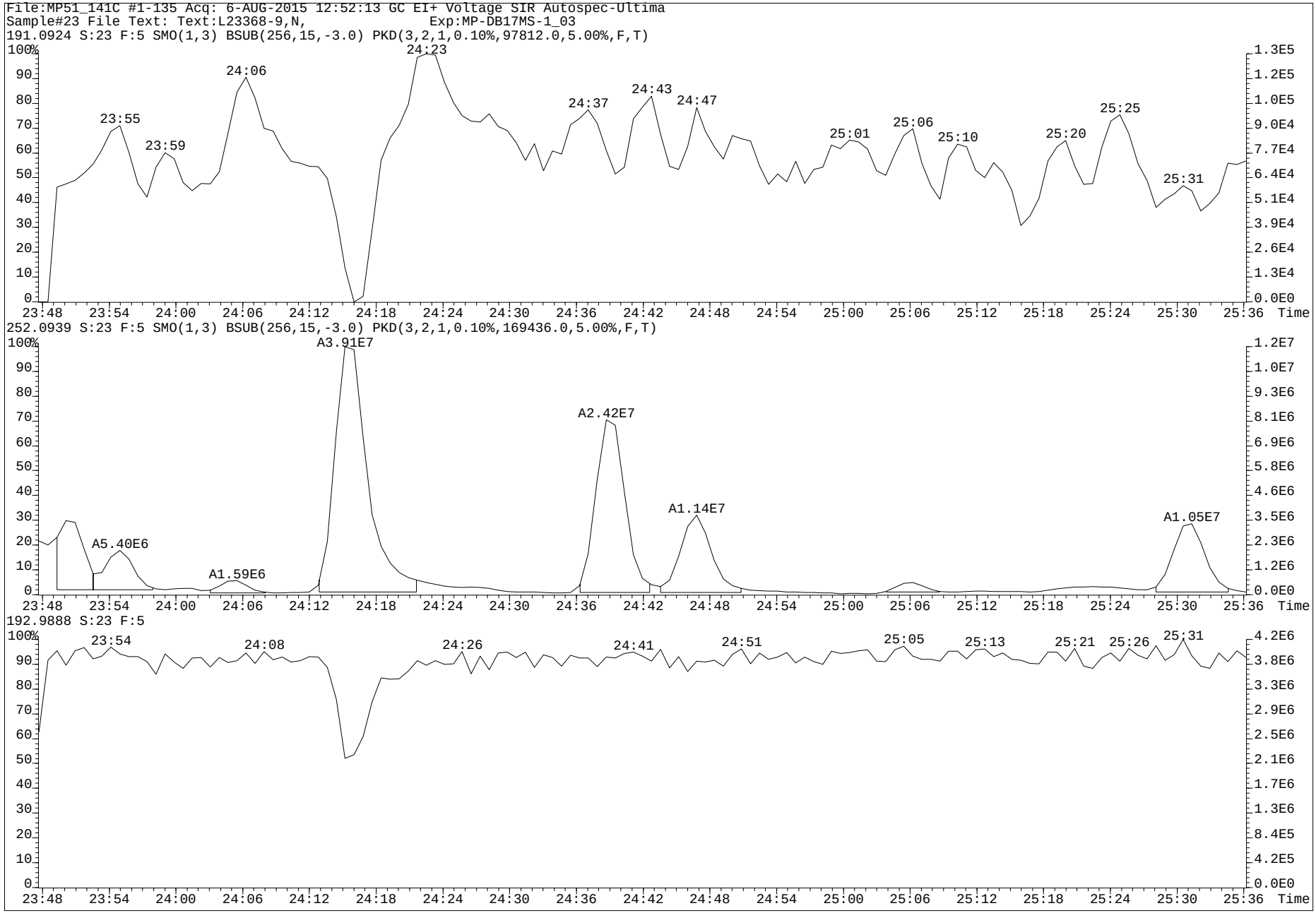
File:MP51_141C #1-135 Acq: 6-AUG-2015 12:52:13 GC EI+ Voltage SIR Autospec-Ultima
Sample#23 File Text: Text:L23368-9,N, Exp:MP-DB17MS-1_03
191.0924 S:23 F:5 SMO(1,3) BSUB(256,15,-3.0) PKD(3,2,1,0.10%,97812.0,5.00%,F,T)
23:55
23:59
24:06
24:23
24:37
24:43
24:47
25:01
25:06
25:10
25:20
25:25
25:31
252.0939 S:23 F:5 SMO(1,3) BSUB(256,15,-3.0) PKD(3,2,1,0.10%,169436.0,5.00%,F,T)
A5.40E6
A1.59E6
A3.91E7
A2.42E7
A1.14E7
A1.05E7
192.9888 S:23 F:5
23:54
24:08
24:26
24:41
24:51
25:05
25:13
25:21
25:26
25:31
Time

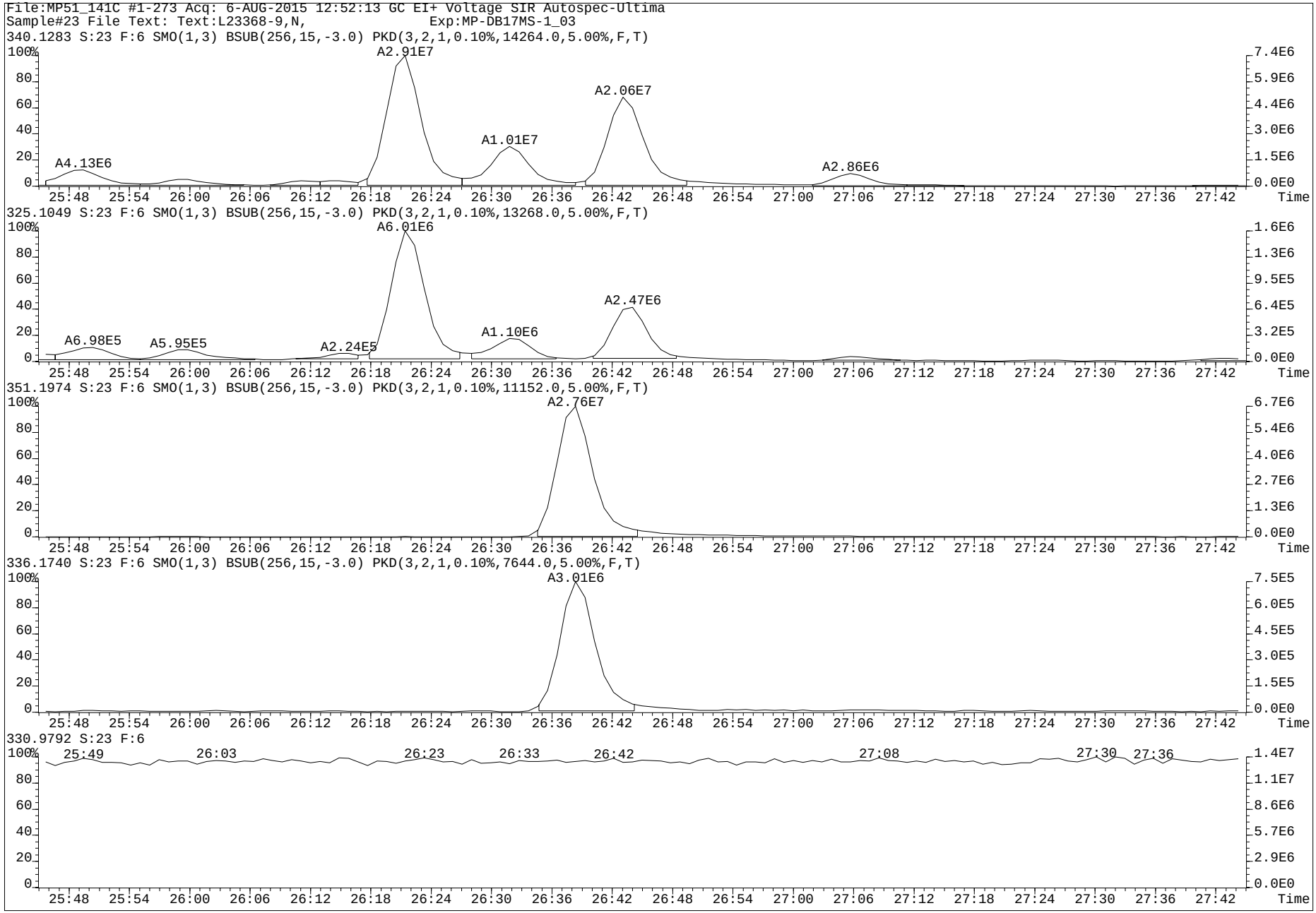
File:MP51_141C #1-273 Acq: 6-AUG-2015 12:52:13 GC EI+ Voltage SIR Autospec-Ultima
Sample#23 File Text: Text:L23368-9,N, Exp:MP-DB17MS-1_03
340.1283 S:23 F:6 SMO(1,3) BSUB(256,15,-3.0) PKD(3,2,1,0.10%,14264.0,5.00%,F,T)
A2.91E7
A2.06E7
A1.01E7
A4.13E6
A2.86E6
325.1049 S:23 F:6 SMO(1,3) BSUB(256,15,-3.0) PKD(3,2,1,0.10%,13268.0,5.00%,F,T)
A6.01E6
A2.47E6
A1.10E6
A6.98E5
A5.95E5
A2.24E5
351.1974 S:23 F:6 SMO(1,3) BSUB(256,15,-3.0) PKD(3,2,1,0.10%,11152.0,5.00%,F,T)
A2.76E7
336.1740 S:23 F:6 SMO(1,3) BSUB(256,15,-3.0) PKD(3,2,1,0.10%,7644.0,5.00%,F,T)
A3.01E6
330.9792 S:23 F:6
Time

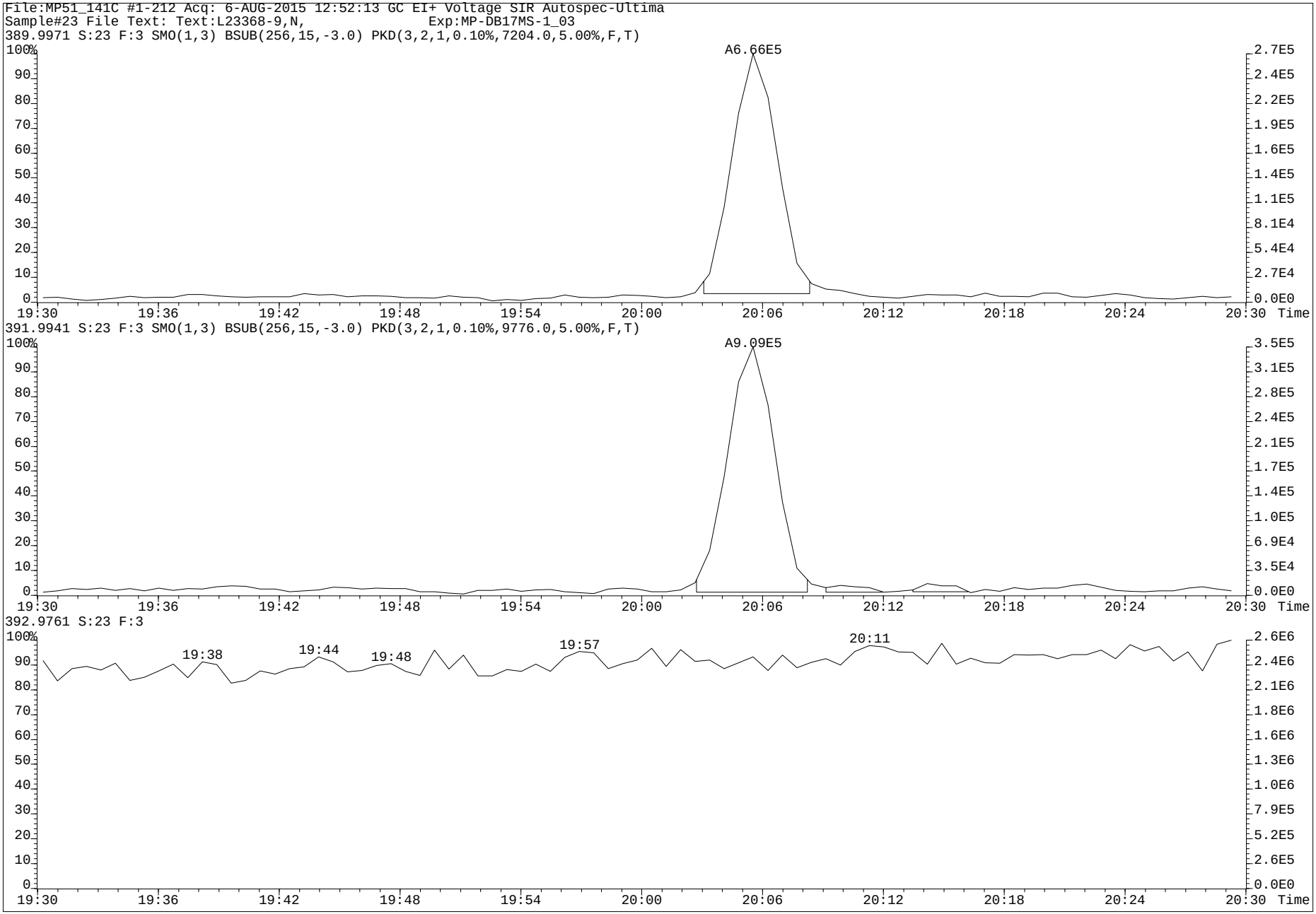
File:MP51_141C #1-212 Acq: 6-AUG-2015 12:52:13 GC EI+ Voltage SIR Autospec-Ultima
Sample#23 File Text: Text:L23368-9,N, Exp:MP-DB17MS-1_03
389.9971 S:23 F:3 SMO(1,3) BSUB(256,15,-3.0) PKD(3,2,1,0.10%,7204.0,5.00%,F,T)
A6.66E5
391.9941 S:23 F:3 SMO(1,3) BSUB(256,15,-3.0) PKD(3,2,1,0.10%,9776.0,5.00%,F,T)
A9.09E5
392.9761 S:23 F:3
19:38
19:44
19:48
19:57
20:11
19:30
19:36
19:42
19:48
19:54
20:00
20:06
20:12
20:18
20:24
20:30
Time

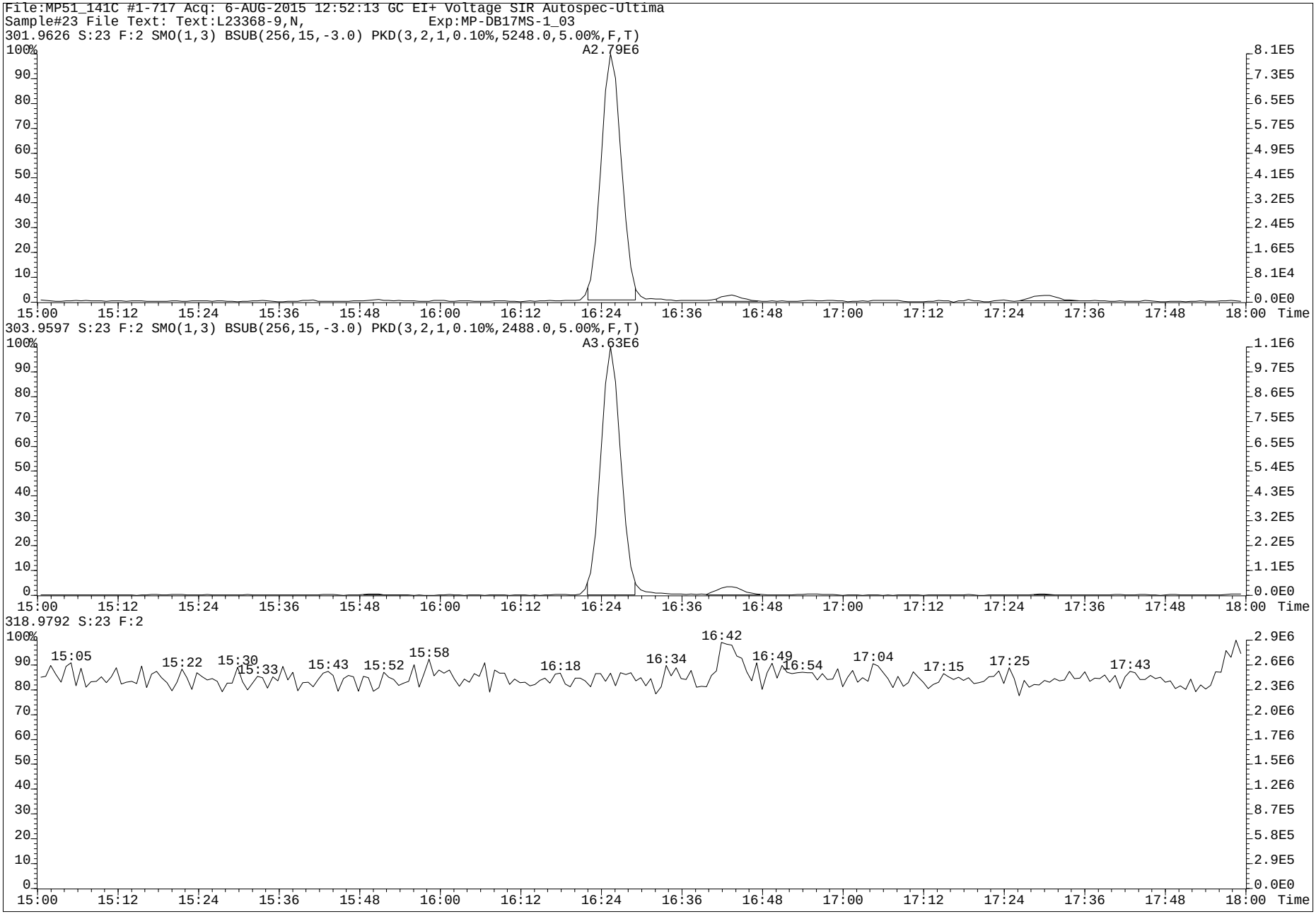
File:MP51_141C #1-717 Acq: 6-AUG-2015 12:52:13 GC EI+ Voltage SIR Autospec-Ultima
Sample#23 File Text: Text:L23368-9,N, Exp:MP-DB17MS-1_03
301.9626 S:23 F:2 SMO(1,3) BSUB(256,15,-3.0) PKD(3,2,1,0.10%,5248.0,5.00%,F,T)
A2.79E6
303.9597 S:23 F:2 SMO(1,3) BSUB(256,15,-3.0) PKD(3,2,1,0.10%,2488.0,5.00%,F,T)
A3.63E6
318.9792 S:23 F:2
15:05
15:22
15:30
15:33
15:43
15:52
15:58
16:18
16:34
16:42
16:49
16:54
17:04
17:15
17:25
17:43
Time

Run #17 Filename MP51_141C S: 22 I: 1 Acquired: 6-AUG-15 12:18:08 Processed: 6-AUG-15 14:24:46
Run: mp51_141c-a Analyte: MP-DB17-S12 Cal: mp51_140j-8a Results: MP51_141C-C Version: V3.6 6-JAN-2000 17:51:42
Sample text: L23368-10,N, 3.840 Comments: 10,WG51889,2.0/200uL
sample size: ~~4.007000~~ conc units: pg/~~g~~ mL total toxicity: 54146.» F1: 1.0000 F2: 1.0000

	Typ	Name	#Hom	Resp	RA		RT	Conc	Tox #1	DL	Rec	M?
1	Unk	1-OH-Naphthalene	1	7.21e+06	1.08	n	8:08	2473.409	247	194.3789	-	n
2	Unk	1-OH-Pyrene	1	1.86e+09	4.68	n	20:46	513352.752	51335	782.5464	-	n
3	Unk	3-OH-Chrysene	1	3.07e+07	2.40	n	23:02	7855.518	786	1397.5336	-	n
4	Unk	3-OH-Benz[a]anthracene	1	1.20e+06	2.99	n	23:11	262.346	131	1170.2257	-	y
5	Unk	7,8-OH-Benzo[a]pyrene-C	0	*	*	n	NotFnd	*	*	*	-	n
6	Unk	7,8-OH-Benzo[a]pyrene-T	0	*	*	n	NotFnd	*	*	*	-	n
7	Unk	7,8-OH-Benzo[a]pyrene-3	0	*	*	n	NotFnd	*	*	*	-	n
8	Unk	9-OH-Benzo[a]pyrene	1	9.11e+06	7.11	n	26:31	3706.271	371	76.0510	-	n
9	Unk	3-OH-Benzo[a]pyrene	1	1.81e+07	7.56	n	26:42	12763.300	1276	183.9366	-	n
10	Unk	7,8-OH-Benzo[a]pyrene-4	1	2.76e+06	18.41	n	27:05	*	*	*	-	n
11	IS	13C6-1-OH-Naphthalene	1	3.27e+07	0.88	n	8:07	12331.298	-	854.5208	98.8	n
12	IS	13C6-1-OH-Pyrene	1	4.75e+07	4.87	n	20:45	13619.539	-	393.5406	109.1	n
13	IS	13C6-1-OH-BAA	1	6.25e+07	3.17	n	22:29	11714.194	-	341.9657	93.1	n
14	IS	13C6-3-OH-Chrysene	1	6.58e+07	2.94	n	23:02	12093.473	-	335.1048	96.0	n
15	IS	D11-3-OH-Benzo[a]pyrene	1	3.01e+07	9.48	n	26:38	9035.378	-	55.5418	72.8	n
16	IS	13C-CL4-OH-PCB-79	1	1.34e+06	0.76	y	20:05	3623.313	-	517.4313	145.2	n
17	IS	13C-CL4-PCB-79	1	6.44e+04	9.84	n	17:29	*	-	*	Div0	n
18	RS	13C-CL4-PCB-81	1	5.11e+06	0.80	y	16:25	1.021	-	-	-	n
19	Tot	Fn1 Lock	-	-			-	-	-	-	-	n
20	Tot	Fn2 Lock	-	-			-	-	-	-	-	n
21	Tot	Fn3 Lock	-	-			-	-	-	-	-	n
22	Tot	Fn4 Lock	-	-			-	-	-	-	-	n
23	Tot	Fn4 Lock	-	-			-	-	-	-	-	n
24	Tot	Fn5 Lock	-	-			-	-	-	-	-	n
25	Tot	Fn6 Lock	-	-			-	-	-	-	-	n

x conc & DL
my
1.043

PV AS 8-AUG-2015

SV by MW
12-Aug-2015

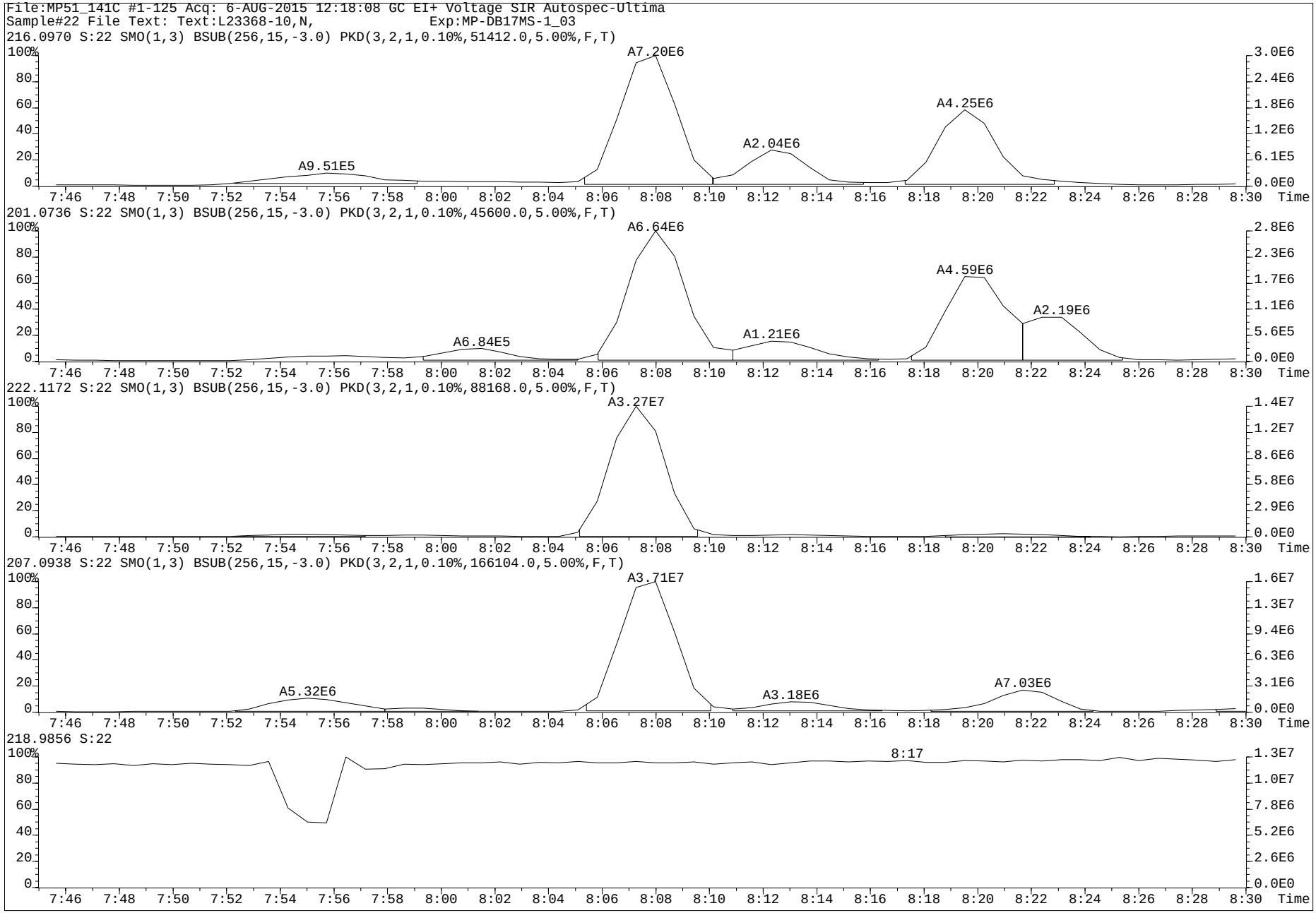
File:MP51_141C #1-125 Acq: 6-AUG-2015 12:18:08 GC EI+ Voltage SIR Autospec-Ultima
Sample#22 File Text: Text:L23368-10,N, Exp:MP-DB17MS-1_03
216.0970 S:22 SMO(1,3) BSUB(256,15,-3.0) PKD(3,2,1,0.10%,51412.0,5.00%,F,T)
A7.20E6
A4.25E6
A2.04E6
A9.51E5
201.0736 S:22 SMO(1,3) BSUB(256,15,-3.0) PKD(3,2,1,0.10%,45600.0,5.00%,F,T)
A6.64E6
A4.59E6
A2.19E6
A1.21E6
A6.84E5
222.1172 S:22 SMO(1,3) BSUB(256,15,-3.0) PKD(3,2,1,0.10%,88168.0,5.00%,F,T)
A3.27E7
207.0938 S:22 SMO(1,3) BSUB(256,15,-3.0) PKD(3,2,1,0.10%,166104.0,5.00%,F,T)
A3.71E7
A7.03E6
A5.32E6
A3.18E6
218.9856 S:22
8:17
Time

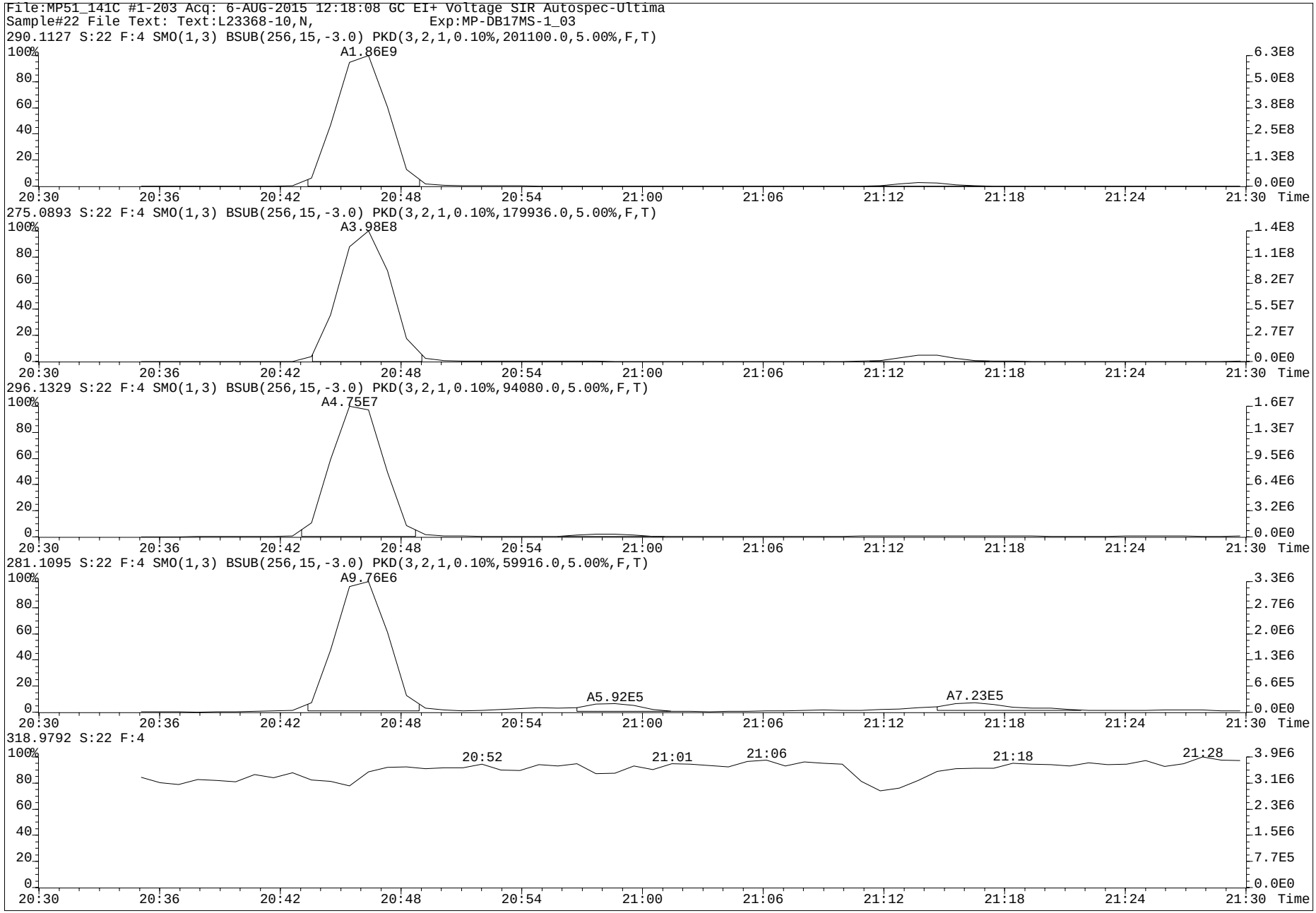
File:MP51_141C #1-203 Acq: 6-AUG-2015 12:18:08 GC EI+ Voltage SIR Autospec-Ultima
Sample#22 File Text: Text:L23368-10,N, Exp:MP-DB17MS-1_03
290.1127 S:22 F:4 SMO(1,3) BSUB(256,15,-3.0) PKD(3,2,1,0.10%,201100.0,5.00%,F,T)
A1.86E9
275.0893 S:22 F:4 SMO(1,3) BSUB(256,15,-3.0) PKD(3,2,1,0.10%,179936.0,5.00%,F,T)
A3.98E8
296.1329 S:22 F:4 SMO(1,3) BSUB(256,15,-3.0) PKD(3,2,1,0.10%,94080.0,5.00%,F,T)
A4.75E7
281.1095 S:22 F:4 SMO(1,3) BSUB(256,15,-3.0) PKD(3,2,1,0.10%,59916.0,5.00%,F,T)
A9.76E6
A5.92E5
A7.23E5
318.9792 S:22 F:4
20:52
21:01
21:06
21:18
21:28
Time

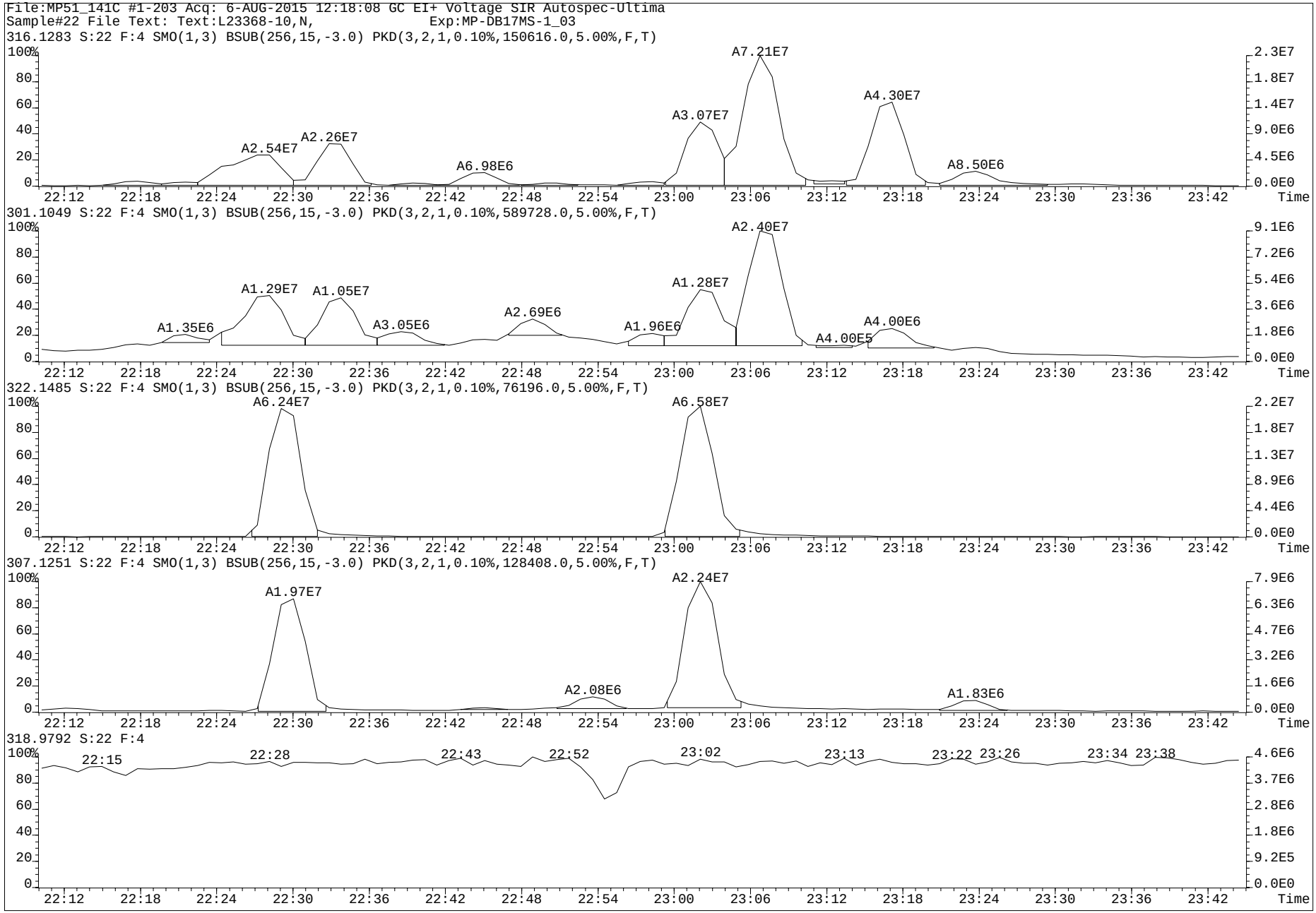
File:MP51_141C #1-203 Acq: 6-AUG-2015 12:18:08 GC EI+ Voltage SIR Autospec-Ultima
Sample#22 File Text: Text:L23368-10,N, Exp:MP-DB17MS-1_03
316.1283 S:22 F:4 SMO(1,3) BSUB(256,15,-3.0) PKD(3,2,1,0.10%,150616.0,5.00%,F,T)
A2.54E7
A2.26E7
A6.98E6
A3.07E7
A7.21E7
A4.30E7
A8.50E6
301.1049 S:22 F:4 SMO(1,3) BSUB(256,15,-3.0) PKD(3,2,1,0.10%,589728.0,5.00%,F,T)
A1.35E6
A1.29E7
A1.05E7
A3.05E6
A2.69E6
A1.96E6
A1.28E7
A2.40E7
A4.00E5
A4.00E6
322.1485 S:22 F:4 SMO(1,3) BSUB(256,15,-3.0) PKD(3,2,1,0.10%,76196.0,5.00%,F,T)
A6.24E7
A6.58E7
307.1251 S:22 F:4 SMO(1,3) BSUB(256,15,-3.0) PKD(3,2,1,0.10%,128408.0,5.00%,F,T)
A1.97E7
A2.08E6
A2.24E7
A1.83E6
318.9792 S:22 F:4
22:15
22:28
22:43
22:52
23:02
23:13
23:22 23:26
23:34 23:38
Time

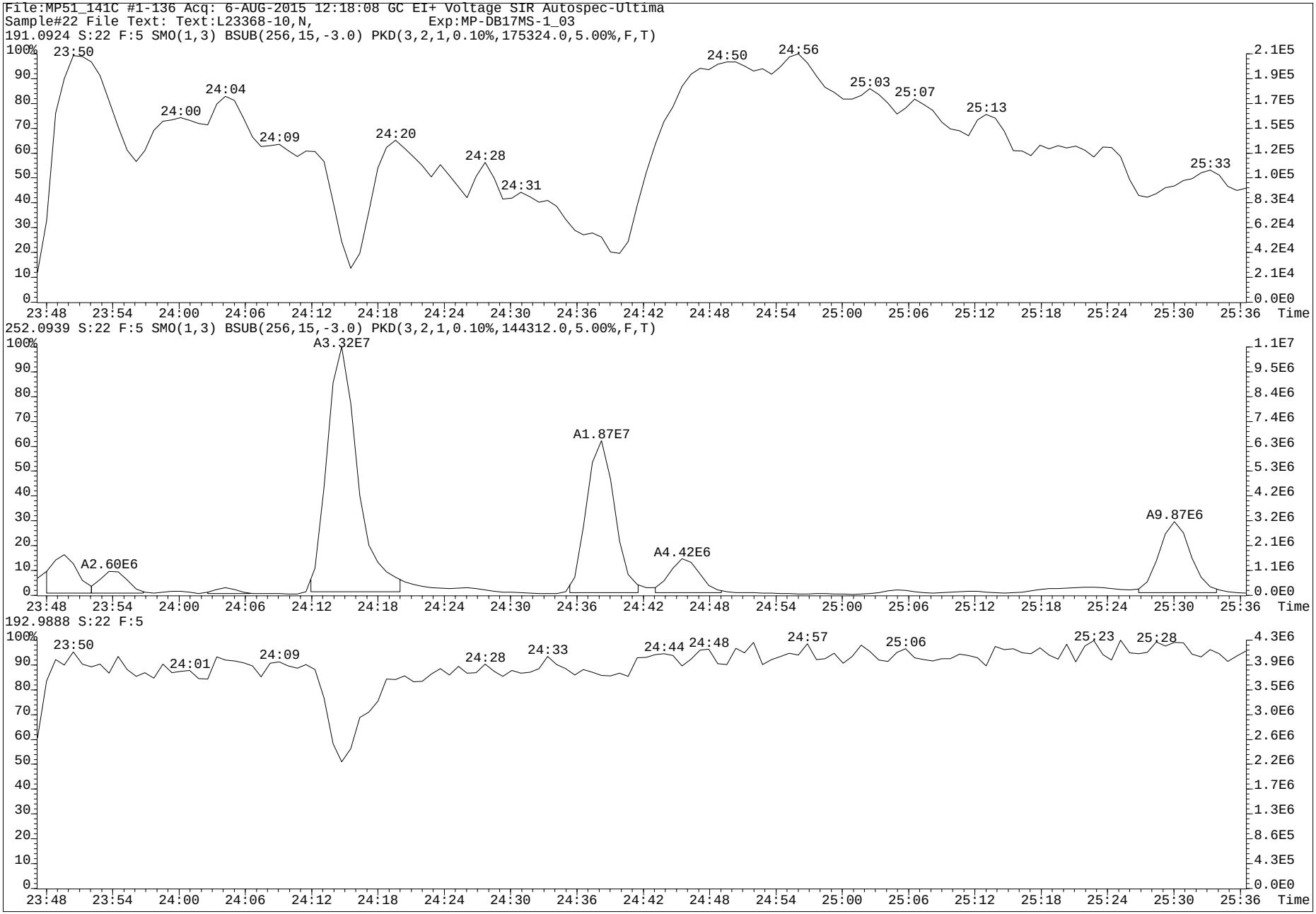
File:MP51_141C #1-136 Acq: 6-AUG-2015 12:18:08 GC EI+ Voltage SIR Autospec-Ultima
Sample#22 File Text: Text:L23368-10,N, Exp:MP-DB17MS-1_03
191.0924 S:22 F:5 SMO(1,3) BSUB(256,15,-3.0) PKD(3,2,1,0.10%,175324.0,5.00%,F,T)
23:50
24:00
24:04
24:09
24:20
24:28
24:31
24:50
24:56
25:03
25:07
25:13
25:33
252.0939 S:22 F:5 SMO(1,3) BSUB(256,15,-3.0) PKD(3,2,1,0.10%,144312.0,5.00%,F,T)
A3.32E7
A1.87E7
A2.60E6
A4.42E6
A9.87E6
192.9888 S:22 F:5
23:50
24:01
24:09
24:28
24:33
24:44
24:48
24:57
25:06
25:23
25:28
Time

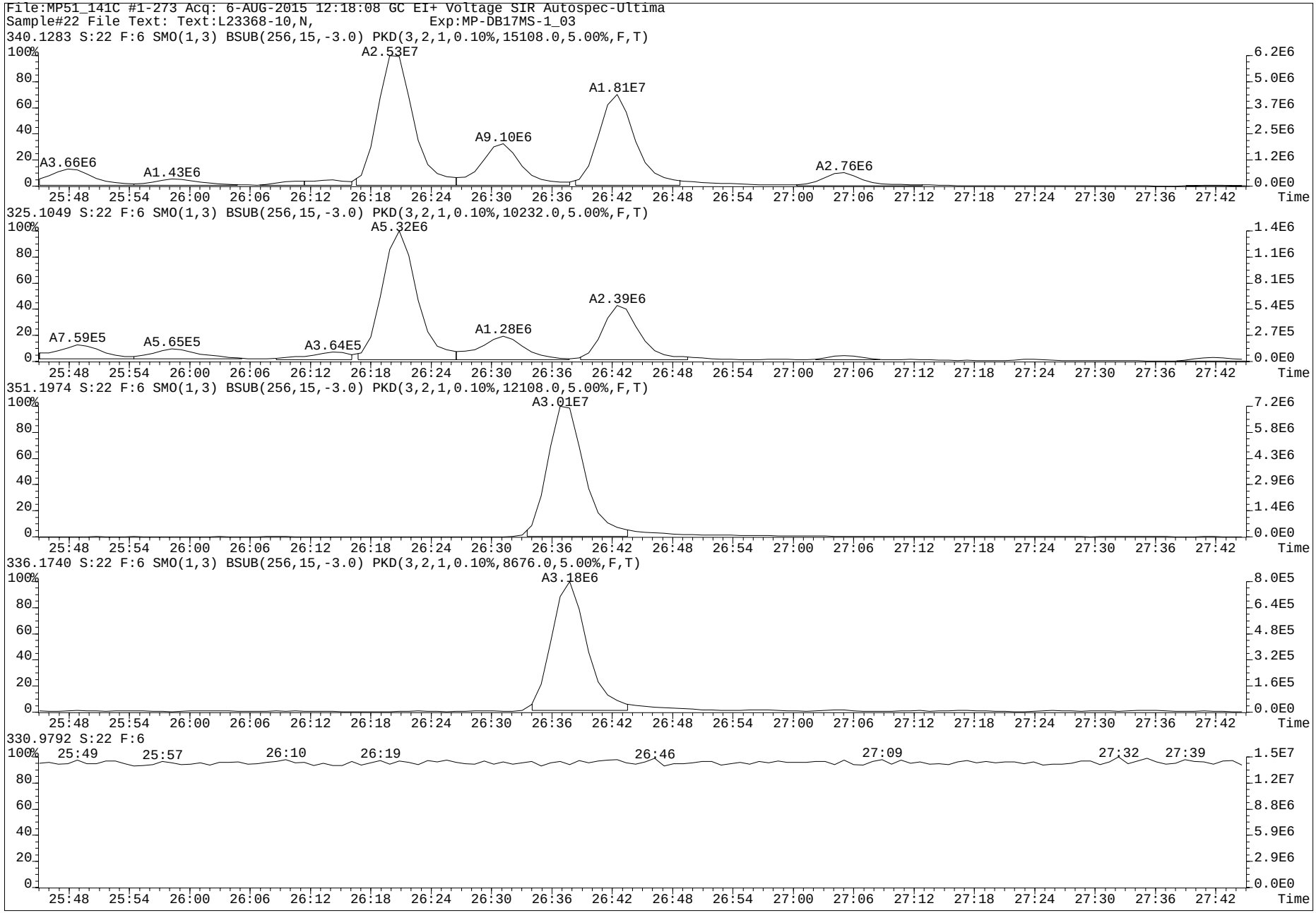
File:MP51_141C #1-273 Acq: 6-AUG-2015 12:18:08 GC EI+ Voltage SIR Autospec-Ultima
Sample#22 File Text: Text:L23368-10,N, Exp:MP-DB17MS-1_03
340.1283 S:22 F:6 SMO(1,3) BSUB(256,15,-3.0) PKD(3,2,1,0.10%,15108.0,5.00%,F,T)
A3.66E6
A1.43E6
A2.53E7
A9.10E6
A1.81E7
A2.76E6
325.1049 S:22 F:6 SMO(1,3) BSUB(256,15,-3.0) PKD(3,2,1,0.10%,10232.0,5.00%,F,T)
A7.59E5
A5.65E5
A3.64E5
A5.32E6
A1.28E6
A2.39E6
351.1974 S:22 F:6 SMO(1,3) BSUB(256,15,-3.0) PKD(3,2,1,0.10%,12108.0,5.00%,F,T)
A3.01E7
336.1740 S:22 F:6 SMO(1,3) BSUB(256,15,-3.0) PKD(3,2,1,0.10%,8676.0,5.00%,F,T)
A3.18E6
330.9792 S:22 F:6
25:49
25:57
26:10
26:19
26:46
27:09
27:32
27:39
Time

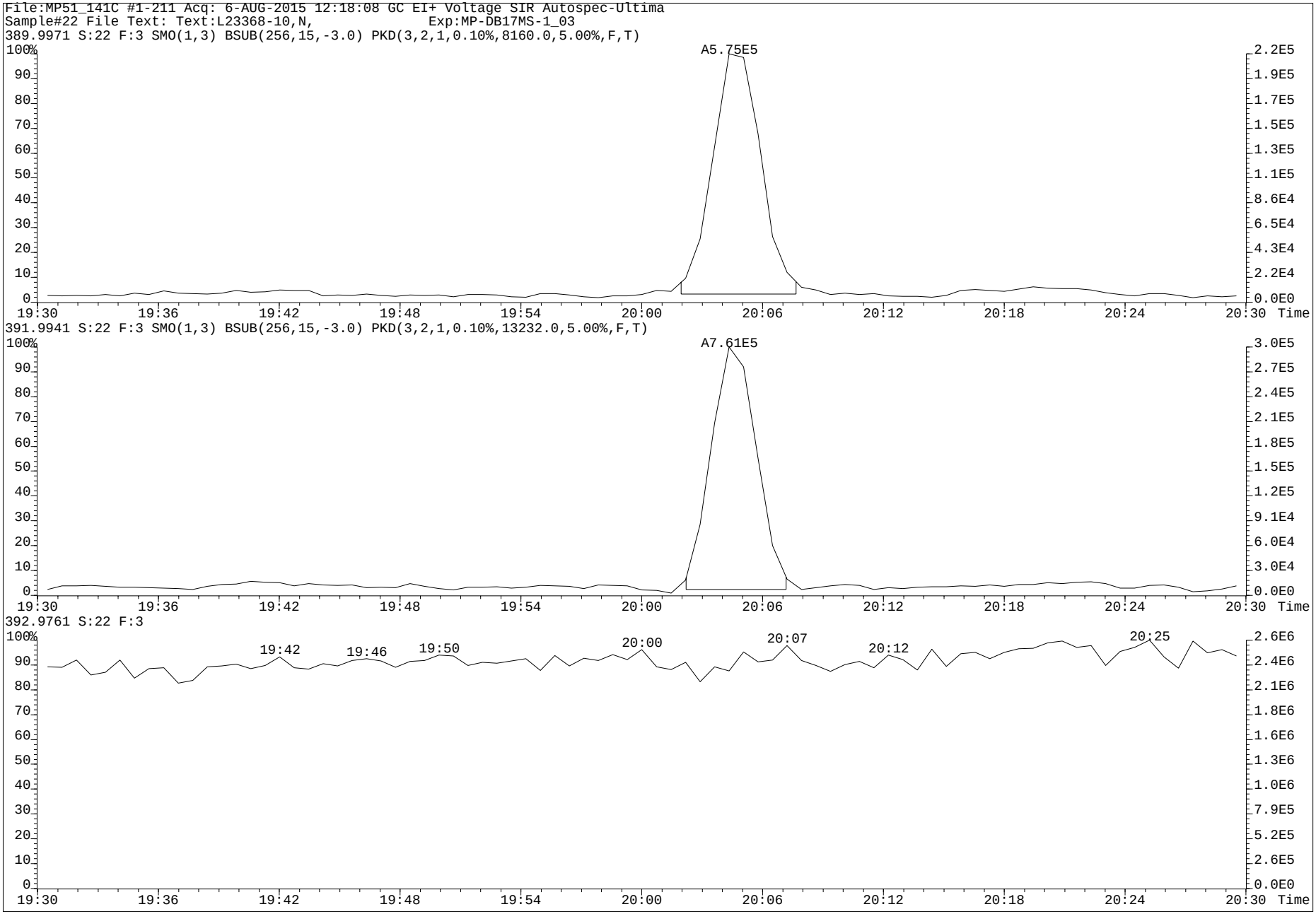
File:MP51_141C #1-211 Acq: 6-AUG-2015 12:18:08 GC EI+ Voltage SIR Autospec-Ultima
Sample#22 File Text: Text:L23368-10,N, Exp:MP-DB17MS-1_03
389.9971 S:22 F:3 SMO(1,3) BSUB(256,15,-3.0) PKD(3,2,1,0.10%,8160.0,5.00%,F,T)
A5.75E5
391.9941 S:22 F:3 SMO(1,3) BSUB(256,15,-3.0) PKD(3,2,1,0.10%,13232.0,5.00%,F,T)
A7.61E5
392.9761 S:22 F:3
19:42
19:46
19:50
20:00
20:07
20:12
20:25
Time

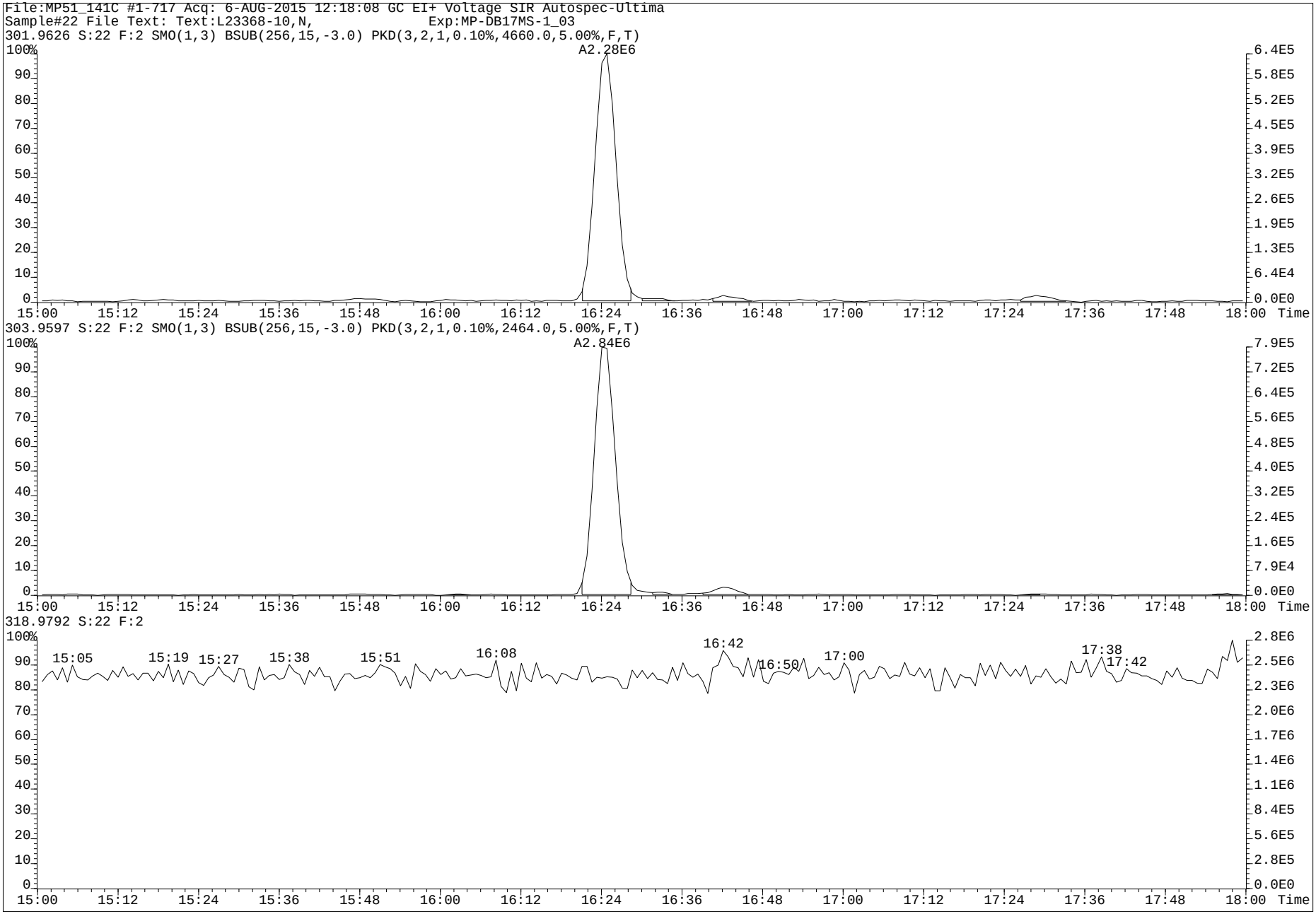
File:MP51_141C #1-717 Acq: 6-AUG-2015 12:18:08 GC EI+ Voltage SIR Autospec-Ultima
Sample#22 File Text: Text:L23368-10,N, Exp:MP-DB17MS-1_03
301.9626 S:22 F:2 SMO(1,3) BSUB(256,15,-3.0) PKD(3,2,1,0.10%,4660.0,5.00%,F,T)
A2.28E6
303.9597 S:22 F:2 SMO(1,3) BSUB(256,15,-3.0) PKD(3,2,1,0.10%,2464.0,5.00%,F,T)
A2.84E6
318.9792 S:22 F:2
15:05
15:19
15:27
15:38
15:51
16:08
16:42
16:50
17:00
17:38
17:42
Time

Run #16 Filename MP51_141C S: 21 I: 1 Acquired: 6-AUG-15 11:44:02 Processed: 6-AUG-15 14:24:45
Run: mp51_141c-a Analyte: MP-DB17-S12 Cal: mp51_140j-8a Results: MP51_141C-C Version: V3.6 6-JAN-2000 17:51:42
Sample text: L23368-11,N, 3.837 Comments: 10,WG51889,2.0/200uL
sample size: ~~4.004000~~ conc units: pg/~~g~~mL total toxicity: 1237.15 F1: 1.0000 F2: 1.0000

	Typ	Name	#Hom	Resp	RA		RT	Conc	Tox #1	DL	Rec	M?
1	Unk	1-OH-Naphthalene	1	3.88e+06	1.14	n	8:07	1488.289	149	305.2966	-	n
2	Unk	1-OH-Pyrene	1	2.55e+07	4.58	n	20:46	10473.317	1047	228.3298	-	n
3	Unk	3-OH-Chrysene	0	*	*	n	NotFnd	*	*	1253.5034	-	n
4	Unk	3-OH-Benz[a]anthracene	0	*	*	n	NotFnd	*	*	940.1801	-	n
5	Unk	7,8-OH-Benzo[a]pyrene-C	0	*	*	n	NotFnd	*	*	*	-	n
6	Unk	7,8-OH-Benzo[a]pyrene-T	0	*	*	n	NotFnd	*	*	*	-	n
7	Unk	7,8-OH-Benzo[a]pyrene-3	0	*	*	n	NotFnd	*	*	*	-	n
8	Unk	9-OH-Benzo[a]pyrene	1	5.60e+04	3.03	n	26:28	32.918	3	67.2997	-	y
9	Unk	3-OH-Benzo[a]pyrene	1	2.37e+05	10.28	n	26:42	✓ 376.936	38	256.7732	-	y
10	Unk	7,8-OH-Benzo[a]pyrene-4	0	*	*	n	NotFnd	*	*	*	-	n
11	IS	13C6-1-OH-Naphthalene	1	2.93e+07	0.89	n	8:07	9742.728	-	563.7760	78.0	n
12	IS	13C6-1-OH-Pyrene	1	3.19e+07	4.94	n	20:46	8060.096	-	126.3799	64.5	n
13	IS	13C6-1-OH-BAA	1	4.73e+07	3.23	n	22:29	7808.075	-	152.7399	62.0	n
14	IS	13C6-3-OH-Chrysene	1	4.56e+07	2.81	n	23:02	7389.594	-	149.6754	✓ 58.6	n
15	IS	D11-3-OH-Benzo[a]pyrene	1	1.34e+07	8.87	n	26:38	3542.841	-	34.9428	28.5	n
16	IS	13C-CL4-OH-PCB-79	1	1.30e+06	0.82	y	20:04	3100.089	-	414.2048	124.1	n
17	IS	13C-CL4-PCB-79	0	*	*	n	NotFnd	*	-	*	Div0	n
18	RS	13C-CL4-PCB-81	1	5.80e+06	0.76	y	16:24	1.160	-	-	-	n
19	Tot	Fn1 Lock	-	-			-	-	-	-	-	n
20	Tot	Fn2 Lock	-	-			-	-	-	-	-	n
21	Tot	Fn3 Lock	-	-			-	-	-	-	-	n
22	Tot	Fn4 Lock	-	-			-	-	-	-	-	n
23	Tot	Fn4 Lock	-	-			-	-	-	-	-	n
24	Tot	Fn5 Lock	-	-			-	-	-	-	-	n
25	Tot	Fn6 Lock	-	-			-	-	-	-	-	n

x conc ≥ DL
Hy
1.043

PV AS 8-AUG-2015

SU by MW
12-Aug-2015

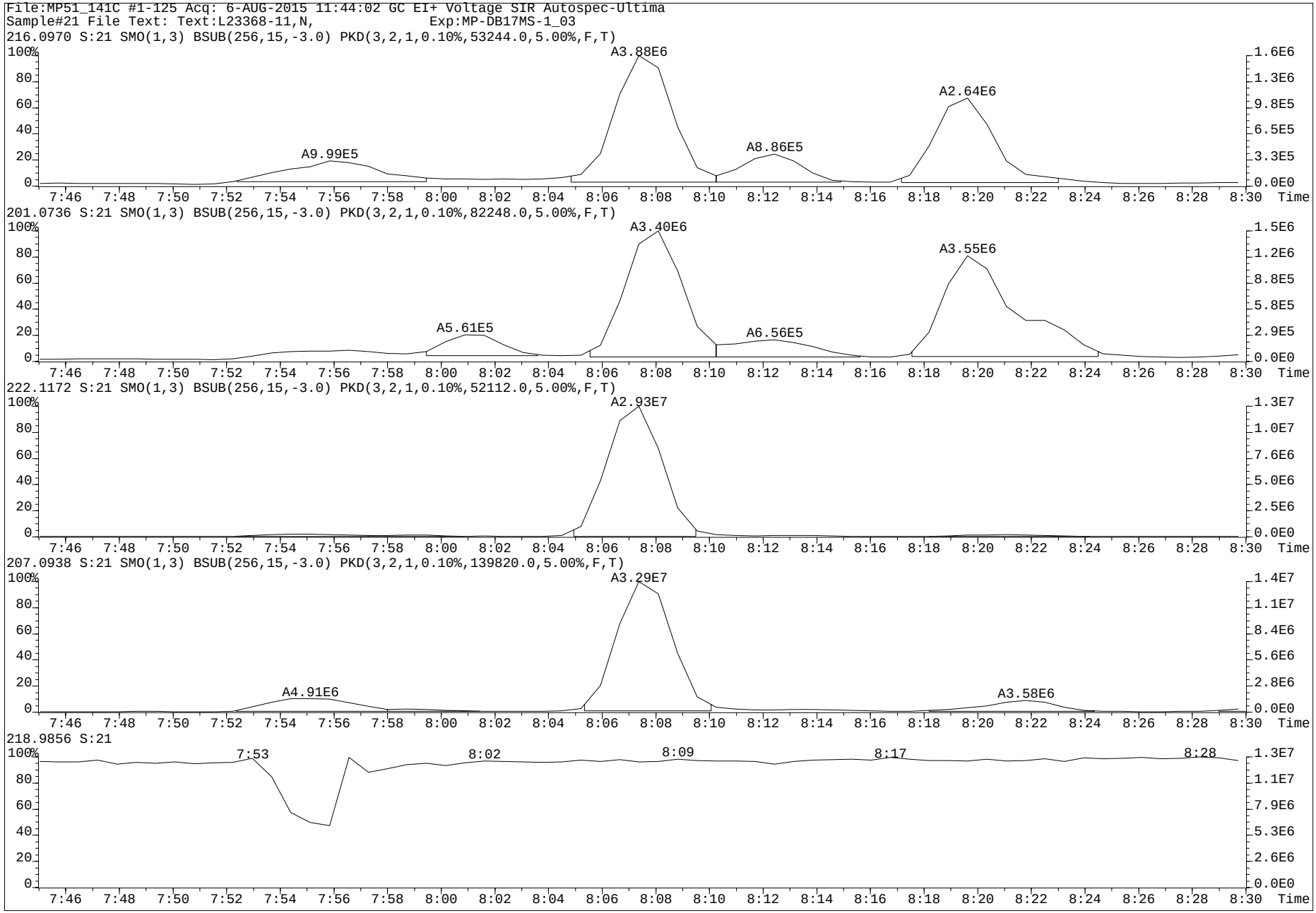
File:MP51_141C #1-125 Acq: 6-AUG-2015 11:44:02 GC EI+ Voltage SIR Autospec-Ultima
Sample#21 File Text: Text:L23368-11,N, Exp:MP-DB17MS-1_03
216.0970 S:21 SMO(1,3) BSUB(256,15,-3.0) PKD(3,2,1,0.10%,53244.0,5.00%,F,T)
A3.88E6
A2.64E6
A9.99E5
A8.86E5
201.0736 S:21 SMO(1,3) BSUB(256,15,-3.0) PKD(3,2,1,0.10%,82248.0,5.00%,F,T)
A3.40E6
A3.55E6
A5.61E5
A6.56E5
222.1172 S:21 SMO(1,3) BSUB(256,15,-3.0) PKD(3,2,1,0.10%,52112.0,5.00%,F,T)
A2.93E7
207.0938 S:21 SMO(1,3) BSUB(256,15,-3.0) PKD(3,2,1,0.10%,139820.0,5.00%,F,T)
A3.29E7
A4.91E6
A3.58E6
218.9856 S:21
7:53
8:02
8:09
8:17
8:28
Time

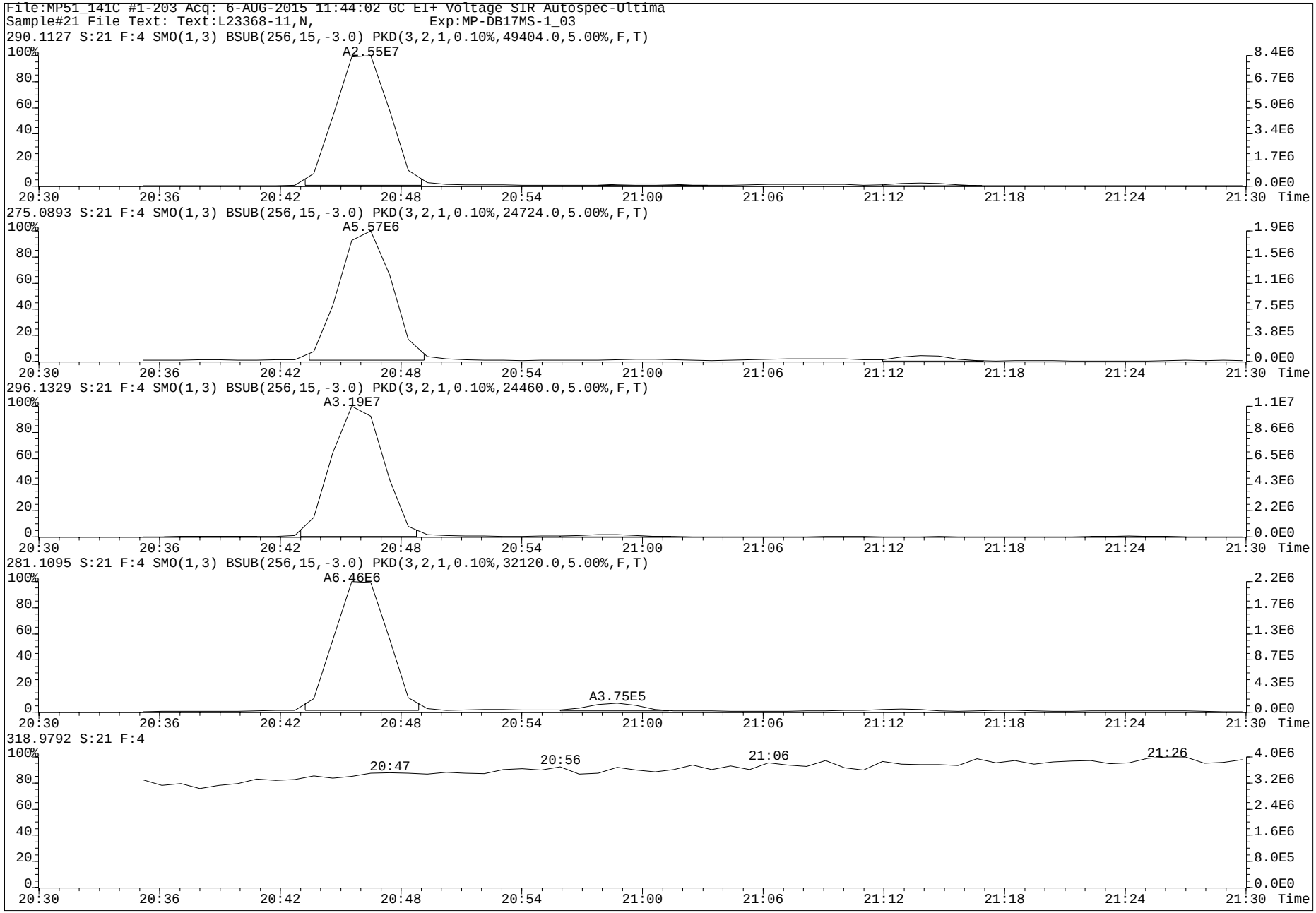
File:MP51_141C #1-203 Acq: 6-AUG-2015 11:44:02 GC EI+ Voltage SIR Autospec-Ultima
Sample#21 File Text: Text:L23368-11,N, Exp:MP-DB17MS-1_03
290.1127 S:21 F:4 SMO(1,3) BSUB(256,15,-3.0) PKD(3,2,1,0.10%,49404.0,5.00%,F,T)
A2.55E7
275.0893 S:21 F:4 SMO(1,3) BSUB(256,15,-3.0) PKD(3,2,1,0.10%,24724.0,5.00%,F,T)
A5.57E6
296.1329 S:21 F:4 SMO(1,3) BSUB(256,15,-3.0) PKD(3,2,1,0.10%,24460.0,5.00%,F,T)
A3.19E7
281.1095 S:21 F:4 SMO(1,3) BSUB(256,15,-3.0) PKD(3,2,1,0.10%,32120.0,5.00%,F,T)
A6.46E6
A3.75E5
318.9792 S:21 F:4
20:47
20:56
21:06
21:26
Time

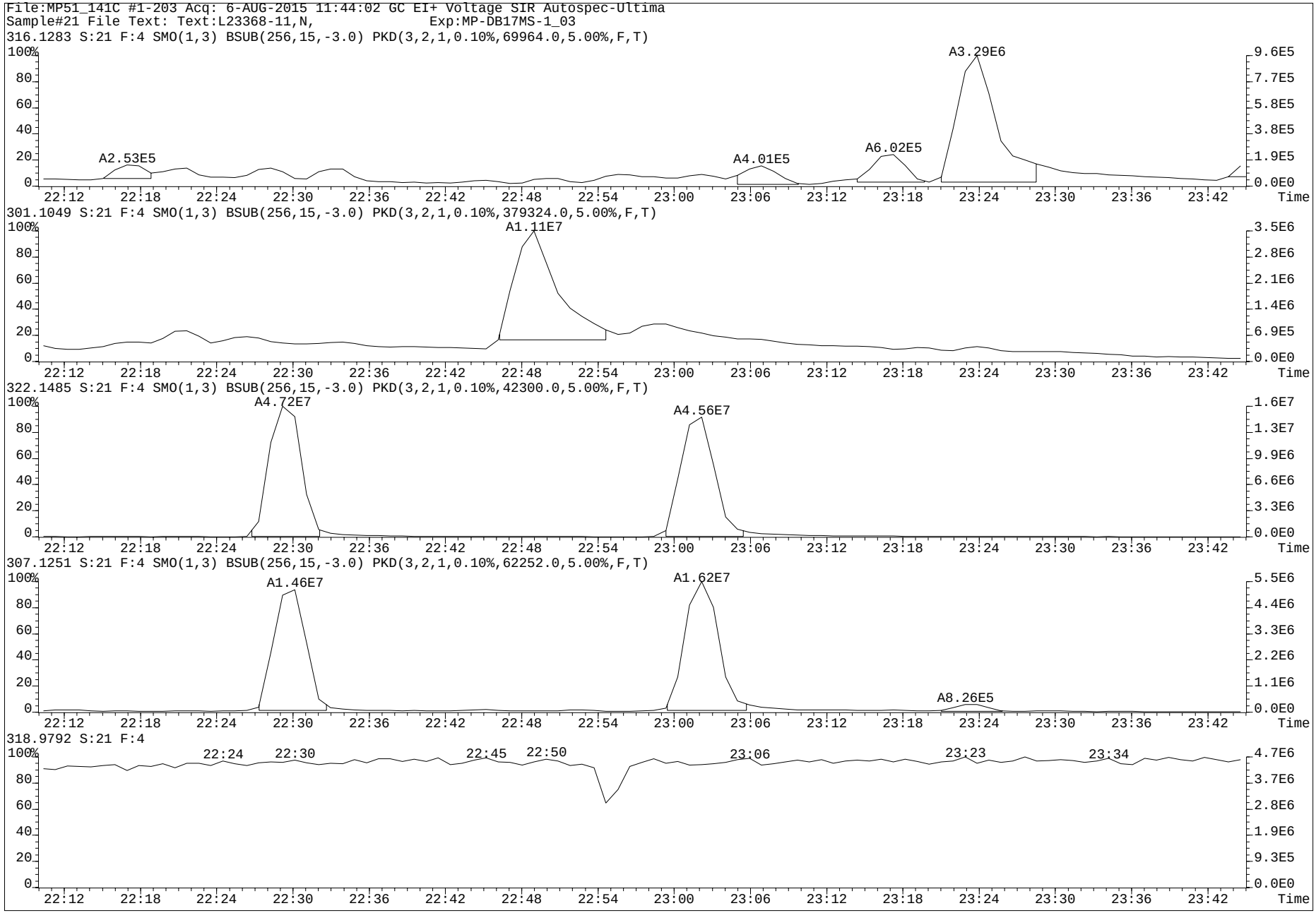
File:MP51_141C #1-203 Acq: 6-AUG-2015 11:44:02 GC EI+ Voltage SIR Autospec-Ultima
Sample#21 File Text: Text:L23368-11,N, Exp:MP-DB17MS-1_03
316.1283 S:21 F:4 SMO(1,3) BSUB(256,15,-3.0) PKD(3,2,1,0.10%,69964.0,5.00%,F,T)
A2.53E5
A4.01E5
A6.02E5
A3.29E6
301.1049 S:21 F:4 SMO(1,3) BSUB(256,15,-3.0) PKD(3,2,1,0.10%,379324.0,5.00%,F,T)
A1.11E7
322.1485 S:21 F:4 SMO(1,3) BSUB(256,15,-3.0) PKD(3,2,1,0.10%,42300.0,5.00%,F,T)
A4.72E7
A4.56E7
307.1251 S:21 F:4 SMO(1,3) BSUB(256,15,-3.0) PKD(3,2,1,0.10%,62252.0,5.00%,F,T)
A1.46E7
A1.62E7
A8.26E5
318.9792 S:21 F:4
22:24
22:30
22:45
22:50
23:06
23:23
23:34
Time

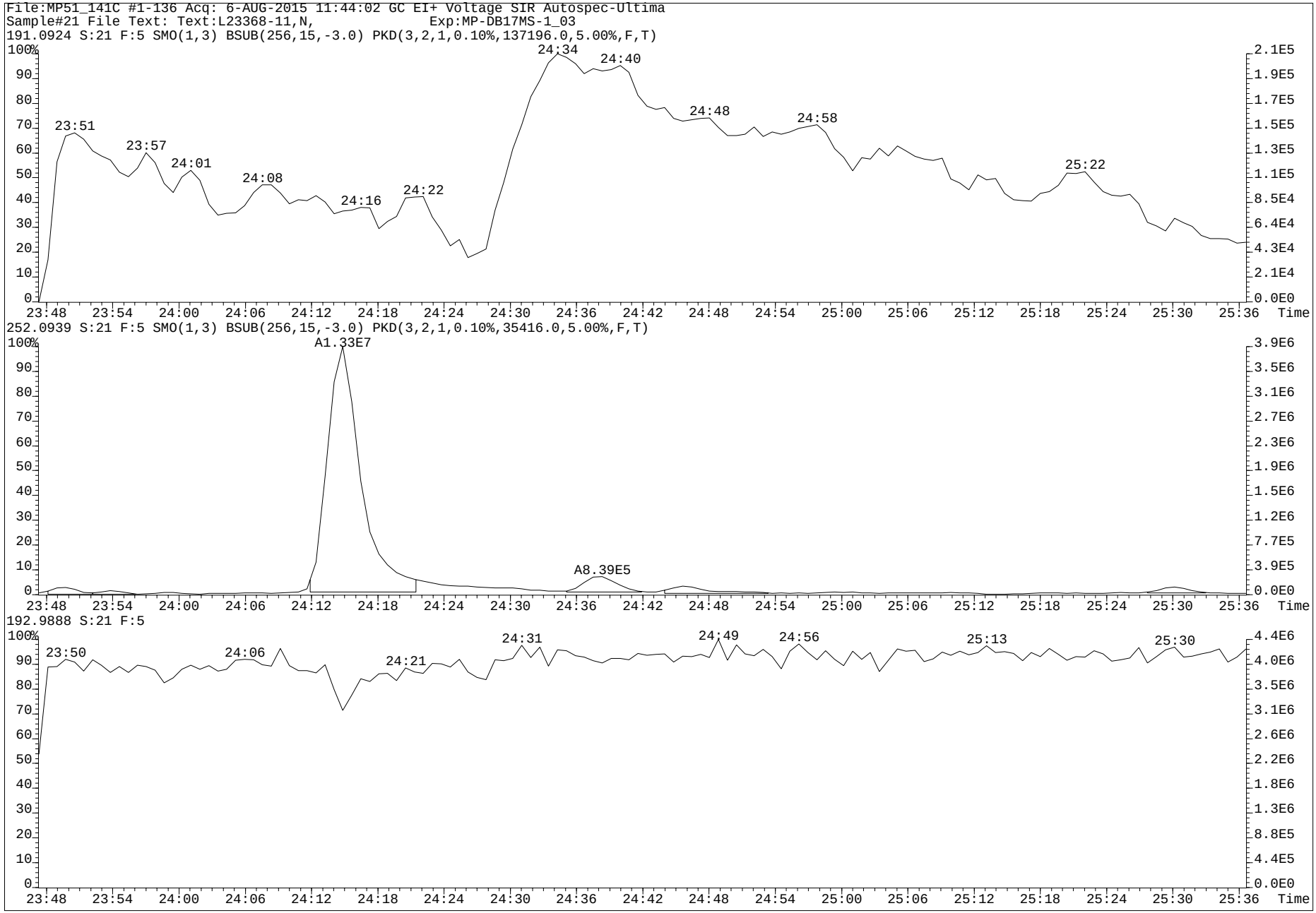
File:MP51_141C #1-136 Acq: 6-AUG-2015 11:44:02 GC EI+ Voltage SIR Autospec-Ultima
Sample#21 File Text: Text:L23368-11,N, Exp:MP-DB17MS-1_03
191.0924 S:21 F:5 SMO(1,3) BSUB(256,15,-3.0) PKD(3,2,1,0.10%,137196.0,5.00%,F,T)
23:51
23:57
24:01
24:08
24:16
24:22
24:34
24:40
24:48
24:58
25:22
252.0939 S:21 F:5 SMO(1,3) BSUB(256,15,-3.0) PKD(3,2,1,0.10%,35416.0,5.00%,F,T)
A1.33E7
A8.39E5
192.9888 S:21 F:5
23:50
24:06
24:21
24:31
24:49
24:56
25:13
25:30
Time

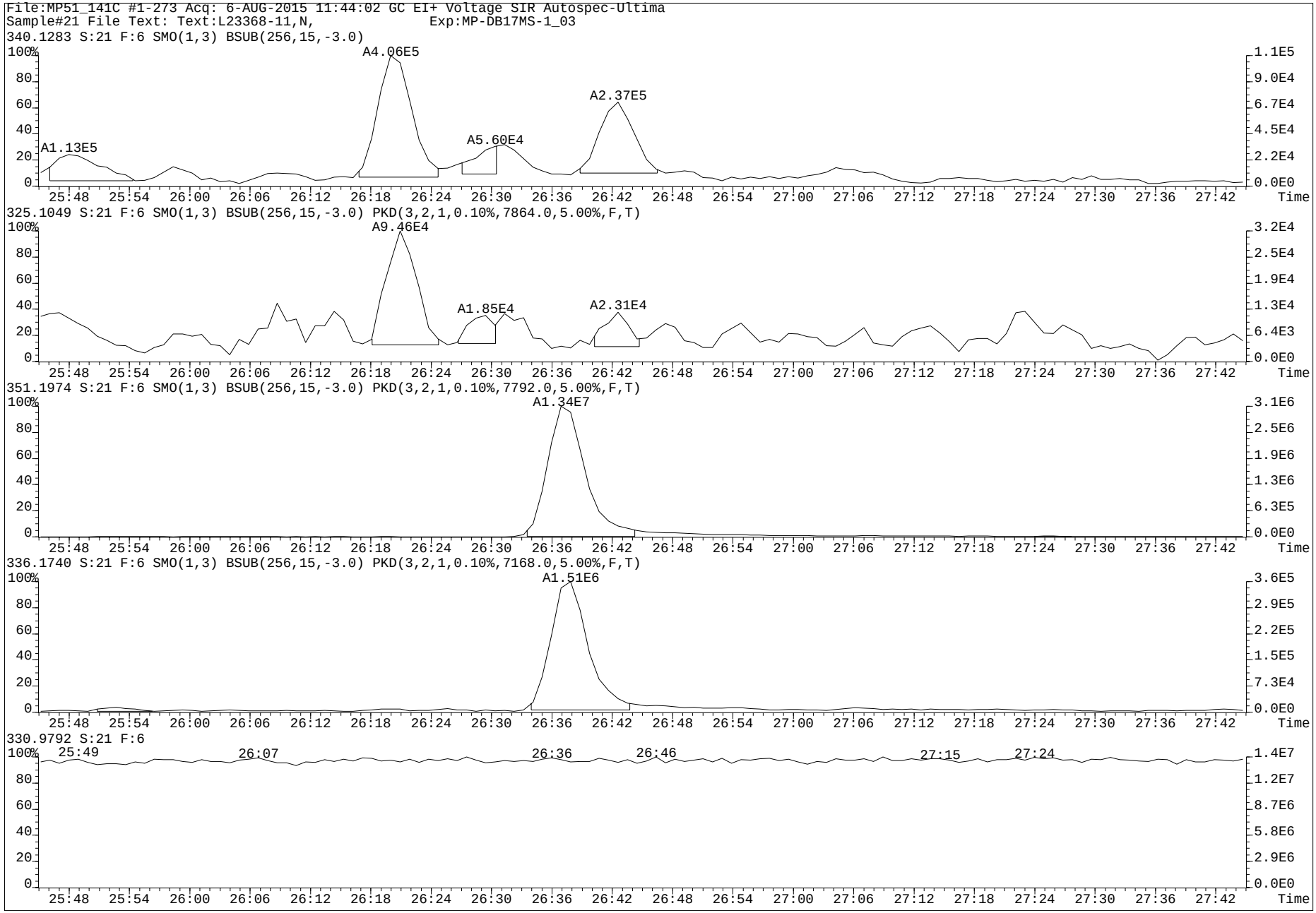
File:MP51_141C #1-273 Acq: 6-AUG-2015 11:44:02 GC EI+ Voltage SIR Autospec-Ultima
Sample#21 File Text: Text:L23368-11,N, Exp:MP-DB17MS-1_03
340.1283 S:21 F:6 SMO(1,3) BSUB(256,15,-3.0)
A4.06E5
A2.37E5
A5.60E4
A1.13E5
325.1049 S:21 F:6 SMO(1,3) BSUB(256,15,-3.0) PKD(3,2,1,0.10%,7864.0,5.00%,F,T)
A9.46E4
A1.85E4
A2.31E4
351.1974 S:21 F:6 SMO(1,3) BSUB(256,15,-3.0) PKD(3,2,1,0.10%,7792.0,5.00%,F,T)
A1.34E7
336.1740 S:21 F:6 SMO(1,3) BSUB(256,15,-3.0) PKD(3,2,1,0.10%,7168.0,5.00%,F,T)
A1.51E6
330.9792 S:21 F:6
25:49
26:07
26:36
26:46
27:15
27:24
Time

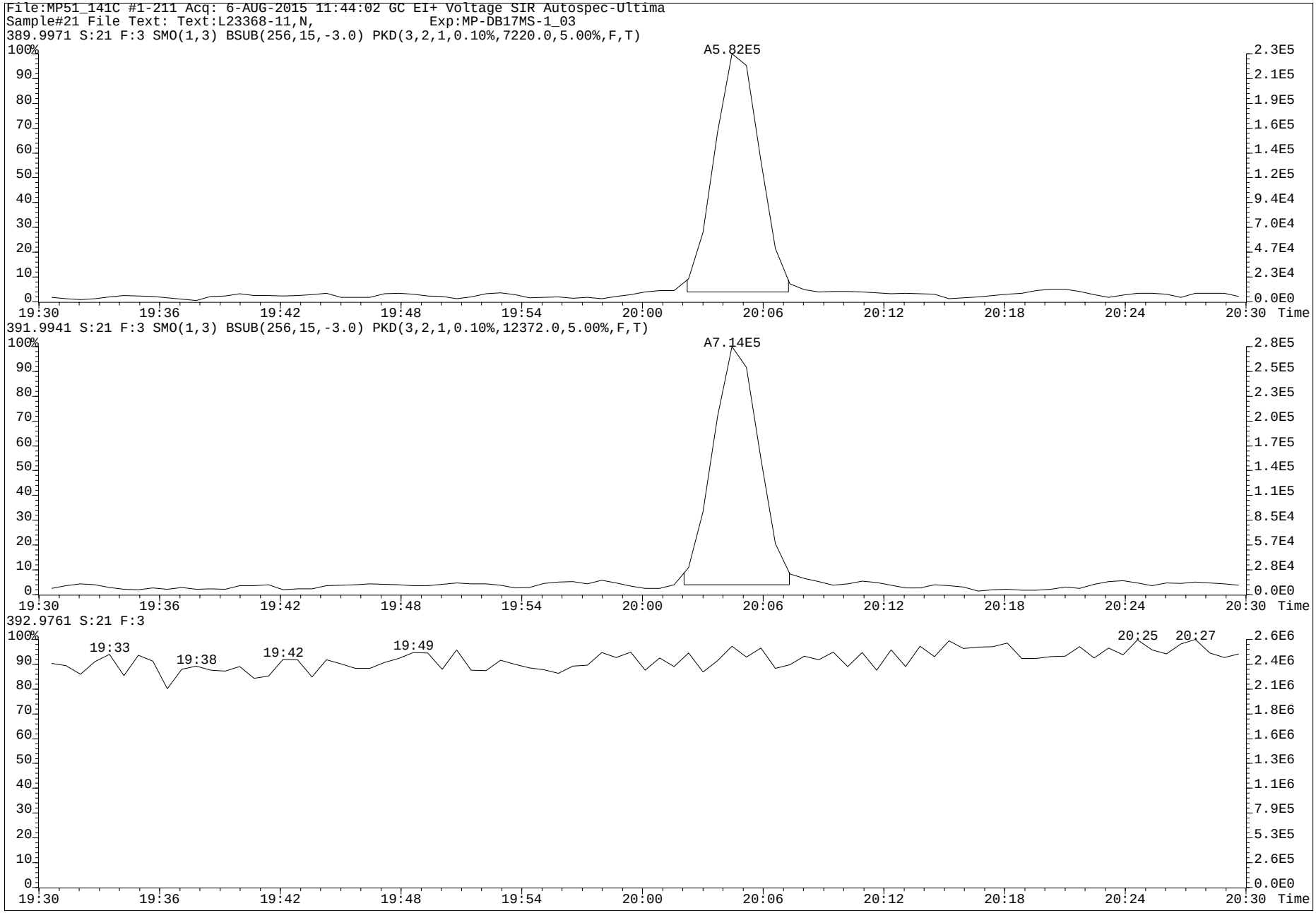
File:MP51_141C #1-211 Acq: 6-AUG-2015 11:44:02 GC EI+ Voltage SIR Autospec-Ultima
Sample#21 File Text: Text:L23368-11,N, Exp:MP-DB17MS-1_03
389.9971 S:21 F:3 SMO(1,3) BSUB(256,15,-3.0) PKD(3,2,1,0.10%,7220.0,5.00%,F,T)
A5.82E5
391.9941 S:21 F:3 SMO(1,3) BSUB(256,15,-3.0) PKD(3,2,1,0.10%,12372.0,5.00%,F,T)
A7.14E5
392.9761 S:21 F:3
19:33
19:38
19:42
19:49
20:25
20:27
Time

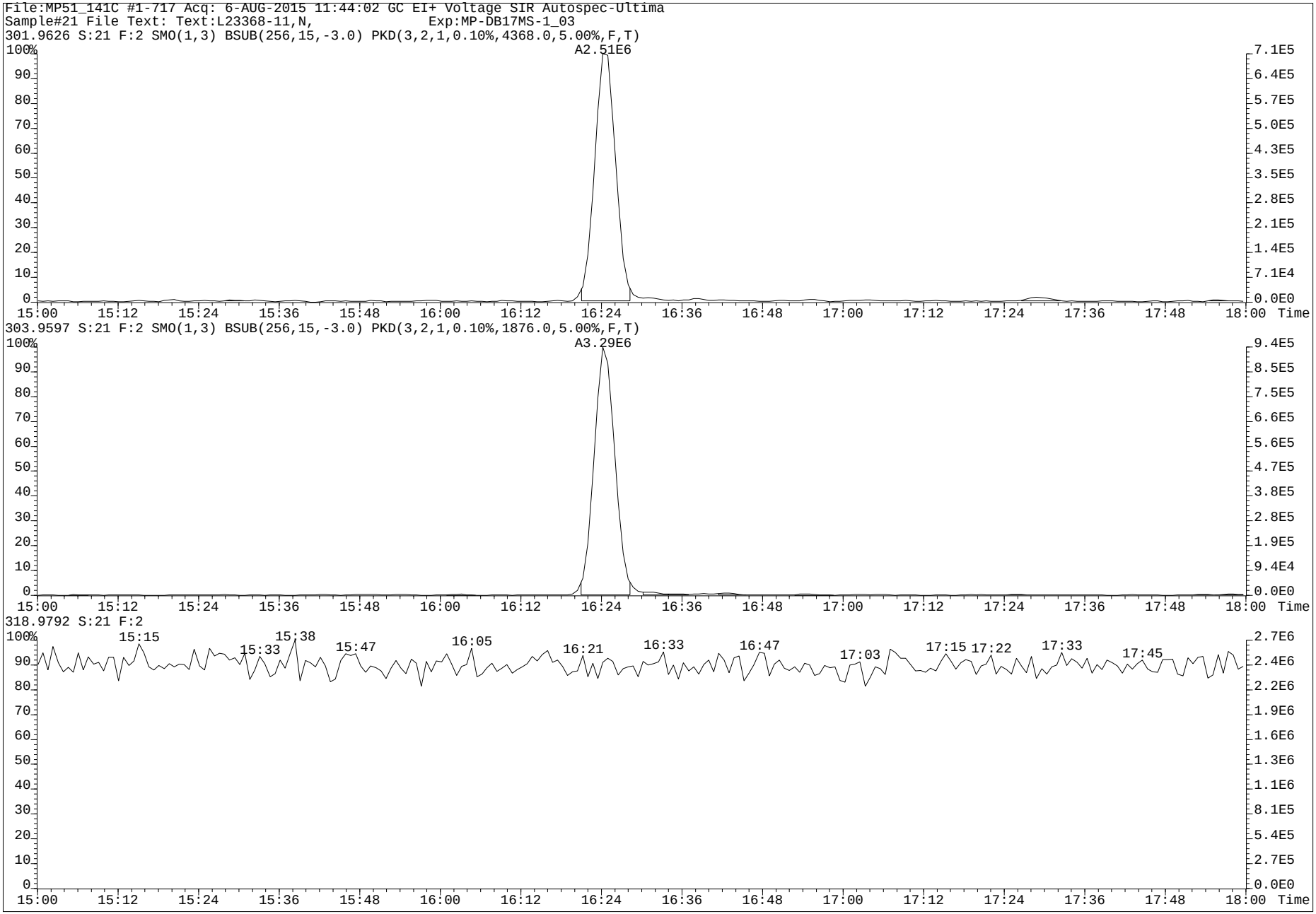
File:MP51_141C #1-717 Acq: 6-AUG-2015 11:44:02 GC EI+ Voltage SIR Autospec-Ultima
Sample#21 File Text: Text:L23368-11,N, Exp:MP-DB17MS-1_03
301.9626 S:21 F:2 SMO(1,3) BSUB(256,15,-3.0) PKD(3,2,1,0.10%,4368.0,5.00%,F,T)
A2.51E6
303.9597 S:21 F:2 SMO(1,3) BSUB(256,15,-3.0) PKD(3,2,1,0.10%,1876.0,5.00%,F,T)
A3.29E6
318.9792 S:21 F:2
15:15
15:33
15:38
15:47
16:05
16:21
16:33
16:47
17:03
17:15
17:22
17:33
17:45
Time

www.axysanalytical.com

Run #13 Filename MP51_142D S: 7 I: 1 Acquired: 8-AUG-15 00:19:51 Processed: 8-AUG-15 09:54:35
Run: mp51_142d-a Analyte: mp-db17-s12 Cal: mp51_140j-8a Results: mp51_142d-b Version: V3.6 6-JAN-2000 17:51:42
Sample text: L23368-12,NL, 3.836 Comments: 10,WG51889,2.0/200uL
sample size: ~~4.002000~~ conc units: pg/~~g~~mL total toxicity: 1102.54 F1: 1.0000 F2: 1.0000

	Typ	Name	#Hom	Resp	RA		RT	Conc	Tox #1	DL	Rec	M?
1	Unk	1-OH-Naphthalene	1	4.57e+06	0.96	n	8:09	1321.410	132	454.0469	-	n
2	Unk	1-OH-Pyrene	1	3.13e+07	4.39	n	20:46	9279.133	928	307.3818	-	n
3	Unk	3-OH-Chrysene	0	*	*	n	NotFnd	*	*	2050.5094	-	n
4	Unk	3-OH-Benz[a]anthracene	0	*	*	n	NotFnd	*	*	1608.7824	-	n
5	Unk	7,8-OH-Benzo[a]pyrene-C	0	*	*	n	NotFnd	*	*	*	-	n
6	Unk	7,8-OH-Benzo[a]pyrene-T	0	*	*	n	NotFnd	*	*	*	-	n
7	Unk	7,8-OH-Benzo[a]pyrene-3	0	*	*	n	NotFnd	*	*	*	-	n
8	Unk	9-OH-Benzo[a]pyrene	1	1.33e+05	3.26	n	26:27	58.650	6	57.9562	-	y
9	Unk	3-OH-Benzo[a]pyrene	1	2.35e+05	6.95	n	26:42	366.246	37	271.3506	-	y
10	Unk	7,8-OH-Benzo[a]pyrene-4	0	*	*	n	NotFnd	*	*	*	-	n
11	IS	13C6-1-OH-Naphthalene	1	3.89e+07	0.95	n	8:09	9911.367	-	622.9019	79.3	n
12	IS	13C6-1-OH-Pyrene	1	4.41e+07	4.62	n	20:46	8547.736	-	225.4013	68.4	n
13	IS	13C6-1-OH-BAA	1	6.01e+07	3.29	n	22:30	7615.300	-	174.8709	60.5	n
14	IS	13C6-3-OH-Chrysene	1	6.07e+07	2.80	n	23:02	7536.089	-	171.3624	59.7	n
15	IS	D11-3-OH-Benzo[a]pyrene	1	1.37e+07	9.29	n	26:38	2771.664	-	24.6979	22.3	n
16	IS	13C-CL4-OH-PCB-79	1	1.92e+06	0.70	y	20:05	3509.830	-	292.6344	140.5	n
17	IS	13C-CL4-PCB-79	0	*	*	n	NotFnd	*	-	*	Div0	n
18	RS	13C-CL4-PCB-81	1	7.58e+06	0.77	y	16:25	1.515	-	-	-	n
19	Tot	Fn1 Lock	-	-			-	-	-	-	-	n
20	Tot	Fn2 Lock	-	-			-	-	-	-	-	n
21	Tot	Fn3 Lock	-	-			-	-	-	-	-	n
22	Tot	Fn4 Lock	-	-			-	-	-	-	-	n
23	Tot	Fn4 Lock	-	-			-	-	-	-	-	n
24	Tot	Fn5 Lock	-	-			-	-	-	-	-	n
25	Tot	Fn6 Lock	-	-			-	-	-	-	-	n

x Conc. & DL by 1.043

PV AS 8-AUG-2015

EV by mw
12-Aug-2015

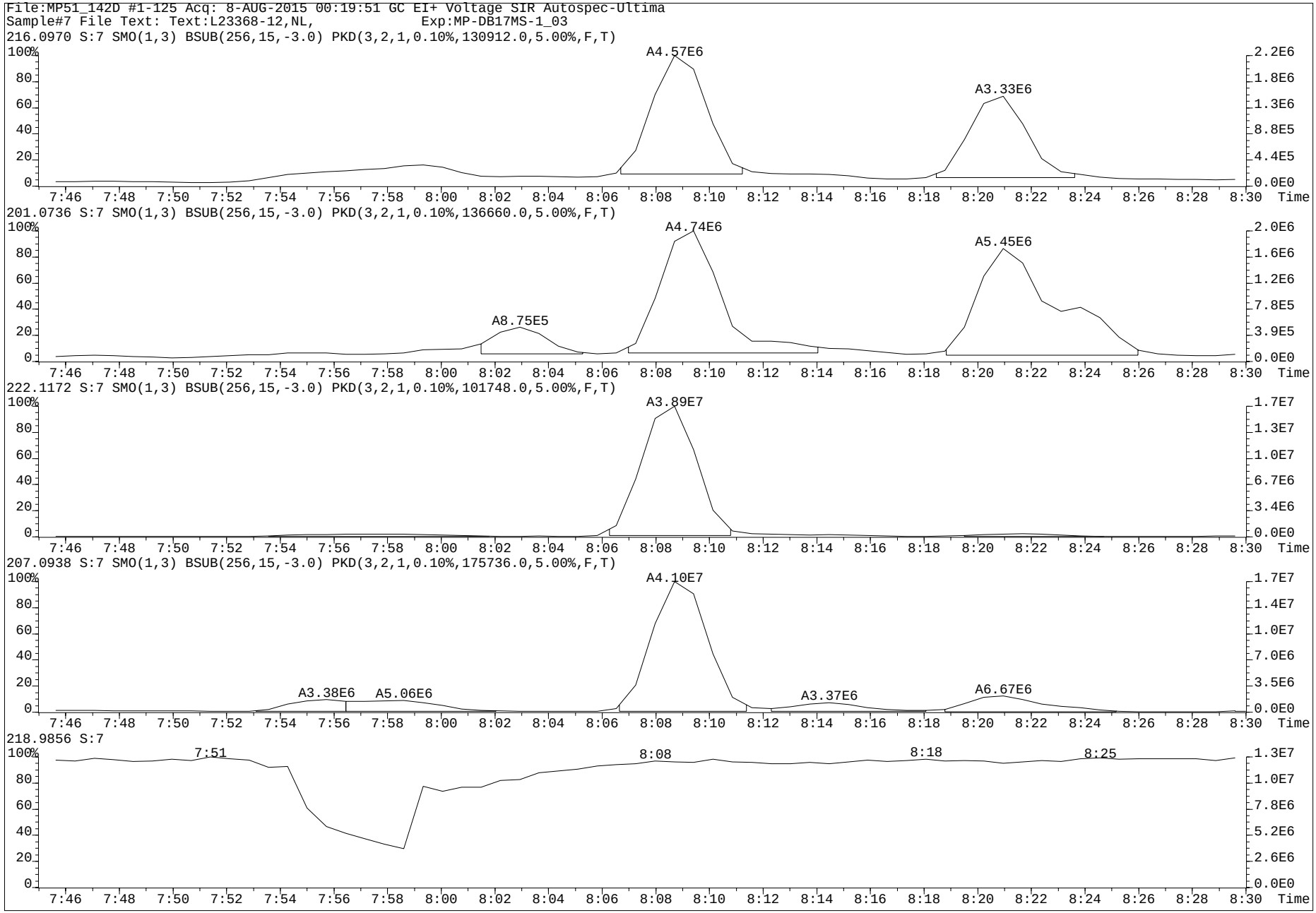
File:MP51_142D #1-125 Acq: 8-AUG-2015 00:19:51 GC EI+ Voltage SIR Autospec-Ultima
Sample#7 File Text: Text:L23368-12,NL, Exp:MP-DB17MS-1_03
216.0970 S:7 SMO(1,3) BSUB(256,15,-3.0) PKD(3,2,1,0.10%,130912.0,5.00%,F,T)
A4.57E6
A3.33E6
201.0736 S:7 SMO(1,3) BSUB(256,15,-3.0) PKD(3,2,1,0.10%,136660.0,5.00%,F,T)
A4.74E6
A5.45E6
A8.75E5
222.1172 S:7 SMO(1,3) BSUB(256,15,-3.0) PKD(3,2,1,0.10%,101748.0,5.00%,F,T)
A3.89E7
207.0938 S:7 SMO(1,3) BSUB(256,15,-3.0) PKD(3,2,1,0.10%,175736.0,5.00%,F,T)
A4.10E7
A3.38E6
A5.06E6
A3.37E6
A6.67E6
218.9856 S:7
7:51
8:08
8:18
8:25
Time

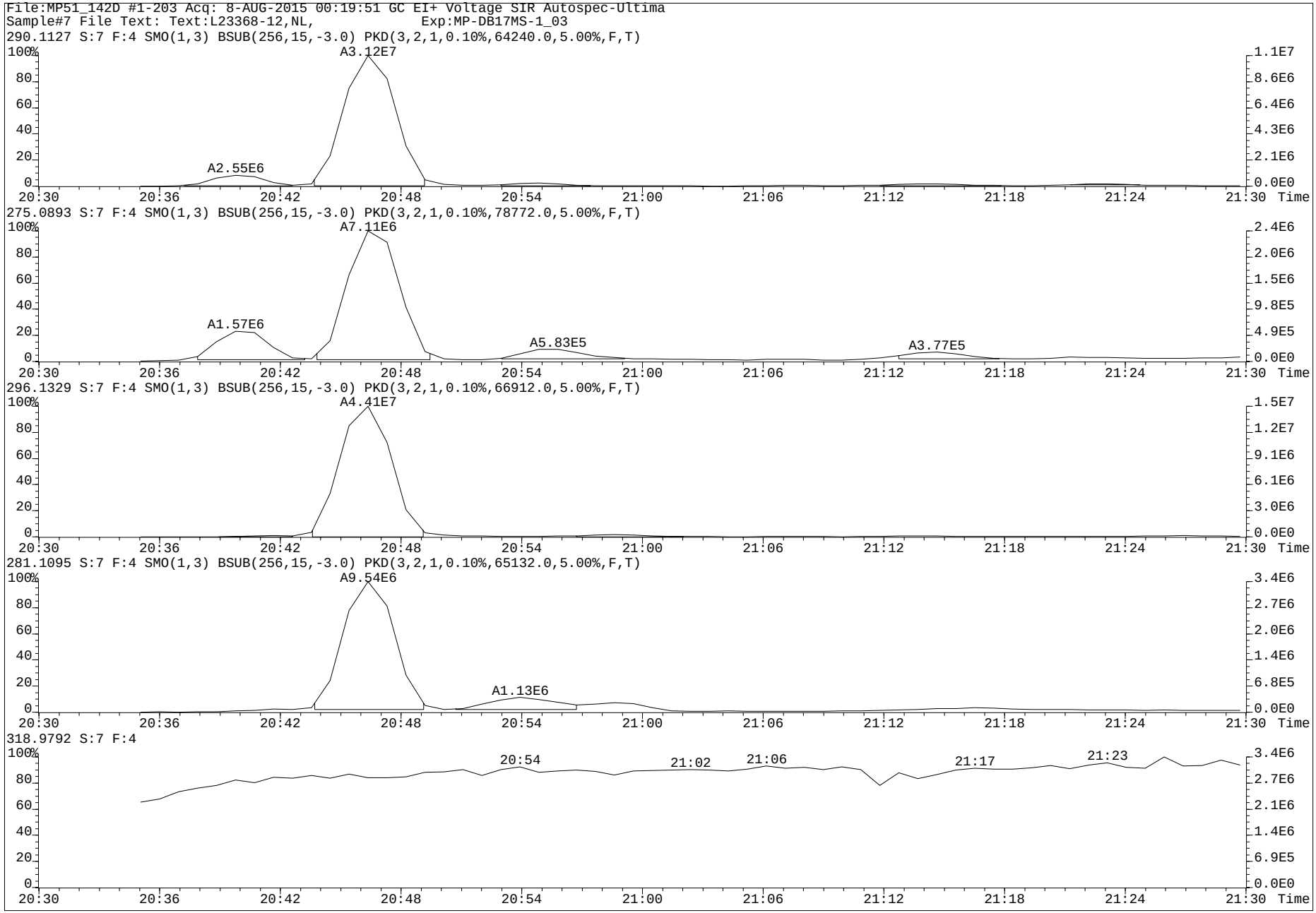
File:MP51_142D #1-203 Acq: 8-AUG-2015 00:19:51 GC EI+ Voltage SIR Autospec-Ultima
Sample#7 File Text: Text:L23368-12,NL, Exp:MP-DB17MS-1_03
290.1127 S:7 F:4 SMO(1,3) BSUB(256,15,-3.0) PKD(3,2,1,0.10%,64240.0,5.00%,F,T)
A3.12E7
A2.55E6
275.0893 S:7 F:4 SMO(1,3) BSUB(256,15,-3.0) PKD(3,2,1,0.10%,78772.0,5.00%,F,T)
A7.11E6
A1.57E6
A5.83E5
A3.77E5
296.1329 S:7 F:4 SMO(1,3) BSUB(256,15,-3.0) PKD(3,2,1,0.10%,66912.0,5.00%,F,T)
A4.41E7
281.1095 S:7 F:4 SMO(1,3) BSUB(256,15,-3.0) PKD(3,2,1,0.10%,65132.0,5.00%,F,T)
A9.54E6
A1.13E6
318.9792 S:7 F:4
20:54
21:02
21:06
21:17
21:23
Time

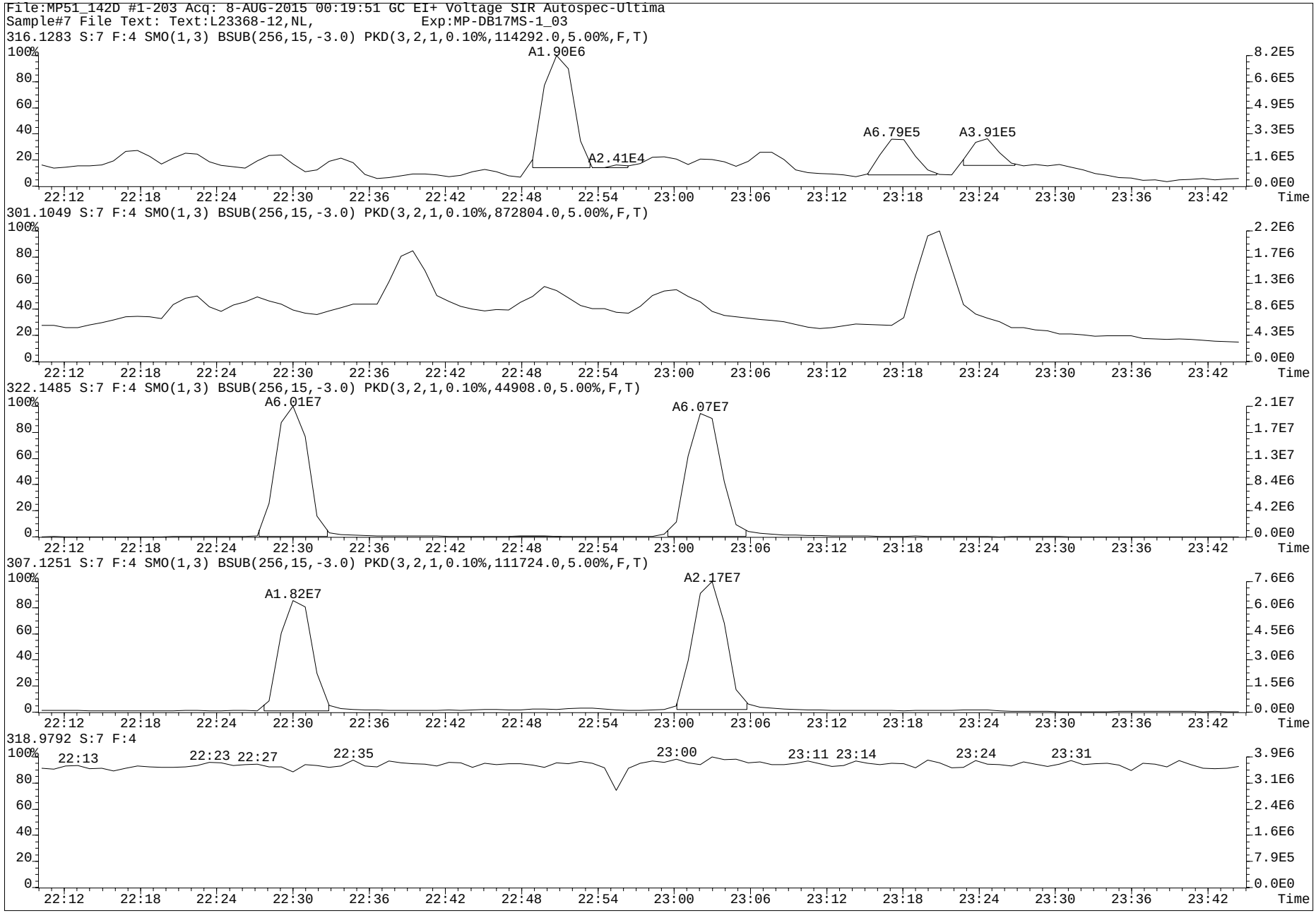
File:MP51_142D #1-203 Acq: 8-AUG-2015 00:19:51 GC EI+ Voltage SIR Autospec-Ultima
Sample#7 File Text: Text:L23368-12,NL, Exp:MP-DB17MS-1_03
316.1283 S:7 F:4 SMO(1,3) BSUB(256,15,-3.0) PKD(3,2,1,0.10%,114292.0,5.00%,F,T)
A1.90E6
A2.41E4
A6.79E5
A3.91E5
301.1049 S:7 F:4 SMO(1,3) BSUB(256,15,-3.0) PKD(3,2,1,0.10%,872804.0,5.00%,F,T)
322.1485 S:7 F:4 SMO(1,3) BSUB(256,15,-3.0) PKD(3,2,1,0.10%,44908.0,5.00%,F,T)
A6.01E7
A6.07E7
307.1251 S:7 F:4 SMO(1,3) BSUB(256,15,-3.0) PKD(3,2,1,0.10%,111724.0,5.00%,F,T)
A1.82E7
A2.17E7
318.9792 S:7 F:4
22:13
22:23 22:27
22:35
23:00
23:11 23:14
23:24
23:31
Time

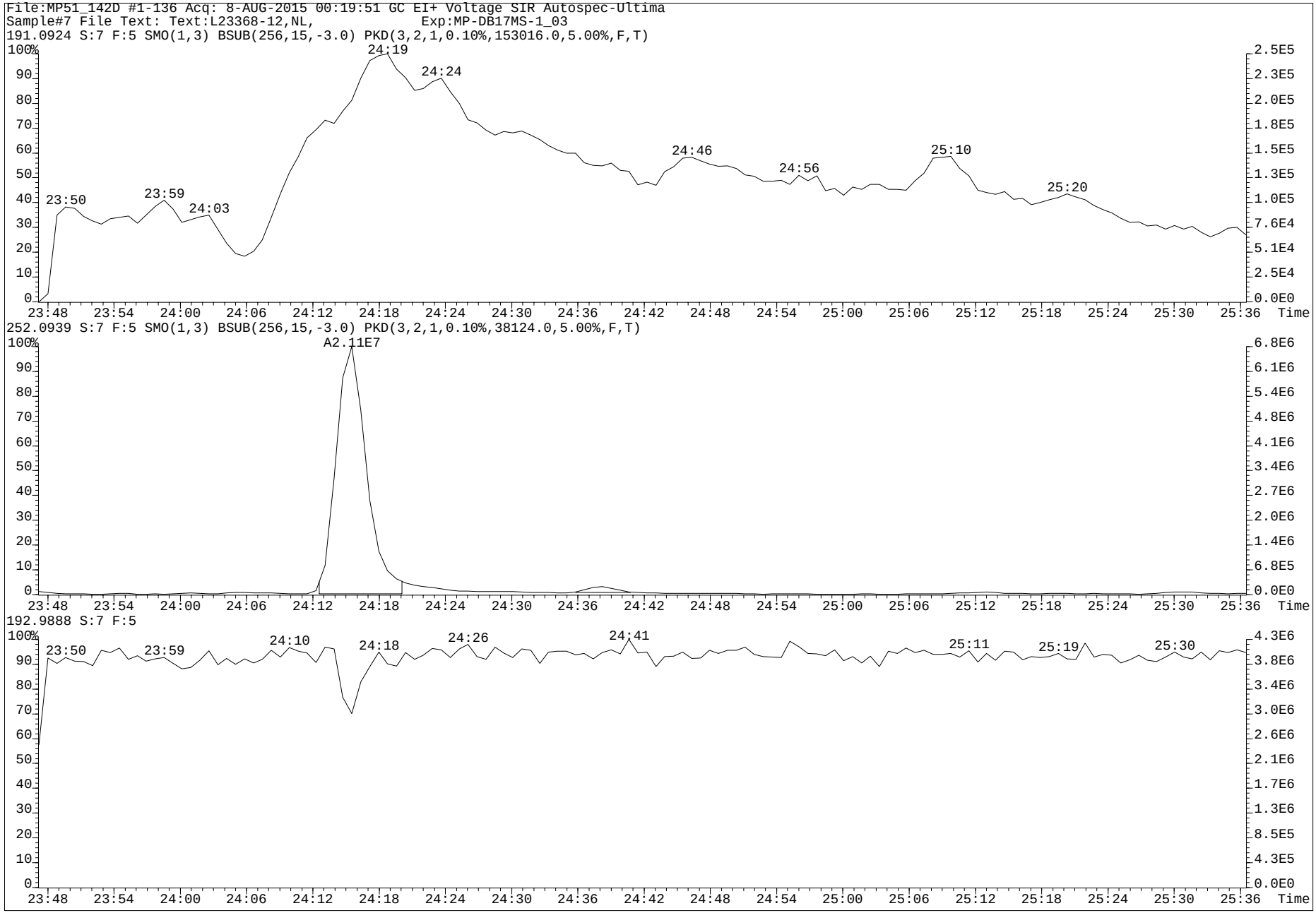
File:MP51_142D #1-136 Acq: 8-AUG-2015 00:19:51 GC EI+ Voltage SIR Autospec-Ultima
Sample#7 File Text: Text:L23368-12,NL, Exp:MP-DB17MS-1_03
191.0924 S:7 F:5 SMO(1,3) BSUB(256,15,-3.0) PKD(3,2,1,0.10%,153016.0,5.00%,F,T)
24:19
24:24
23:50
23:59
24:03
24:46
24:56
25:10
25:20
252.0939 S:7 F:5 SMO(1,3) BSUB(256,15,-3.0) PKD(3,2,1,0.10%,38124.0,5.00%,F,T)
A2.11E7
192.9888 S:7 F:5
23:50
23:59
24:10
24:18
24:26
24:41
25:11
25:19
25:30
Time

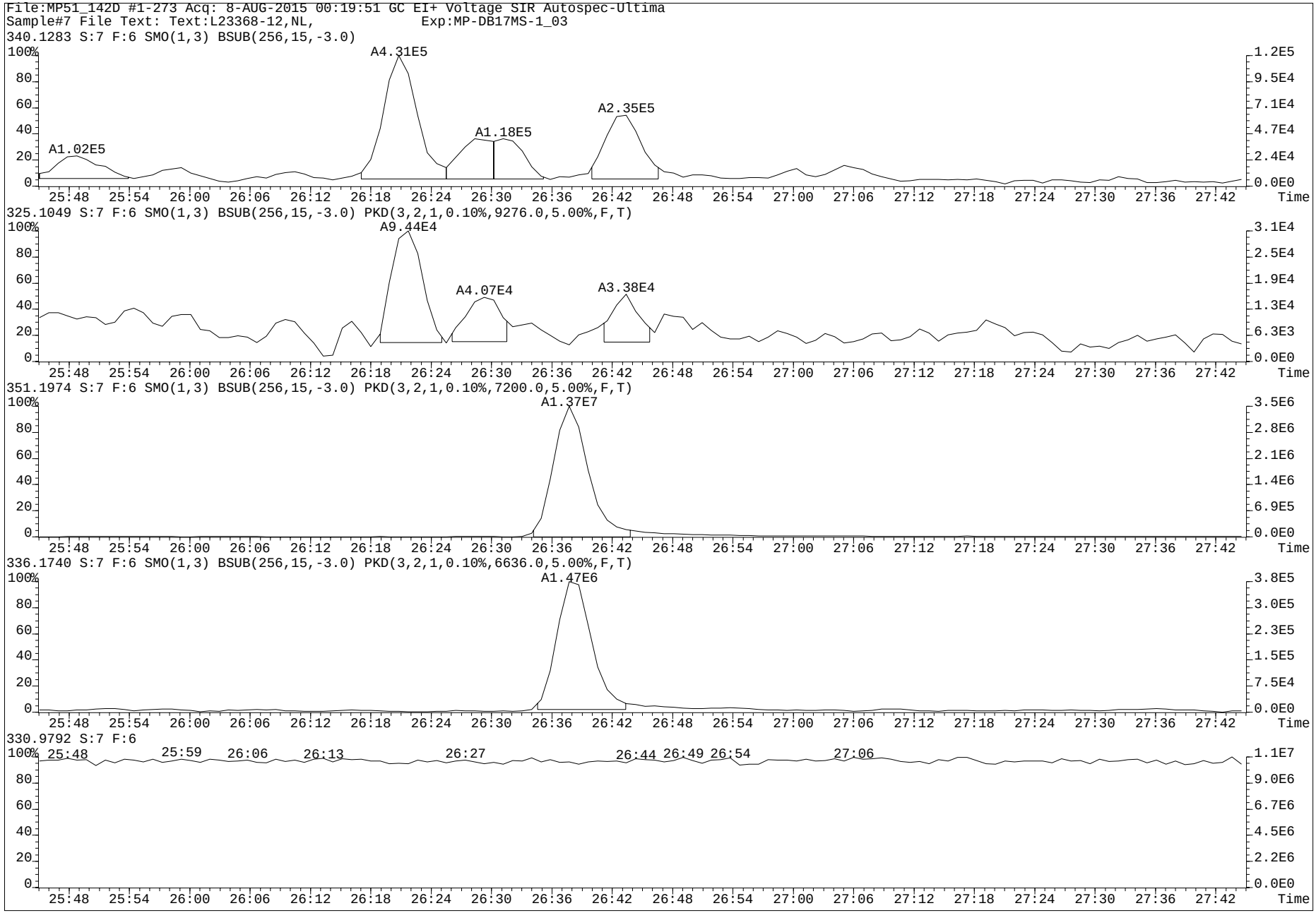
File:MP51_142D #1-273 Acq: 8-AUG-2015 00:19:51 GC EI+ Voltage SIR Autospec-Ultima
Sample#7 File Text: Text:L23368-12,NL, Exp:MP-DB17MS-1_03
340.1283 S:7 F:6 SMO(1,3) BSUB(256,15,-3.0)
A1.02E5
A4.31E5
A1.18E5
A2.35E5
325.1049 S:7 F:6 SMO(1,3) BSUB(256,15,-3.0) PKD(3,2,1,0.10%,9276.0,5.00%,F,T)
A9.44E4
A4.07E4
A3.38E4
351.1974 S:7 F:6 SMO(1,3) BSUB(256,15,-3.0) PKD(3,2,1,0.10%,7200.0,5.00%,F,T)
A1.37E7
336.1740 S:7 F:6 SMO(1,3) BSUB(256,15,-3.0) PKD(3,2,1,0.10%,6636.0,5.00%,F,T)
A1.47E6
330.9792 S:7 F:6
Time

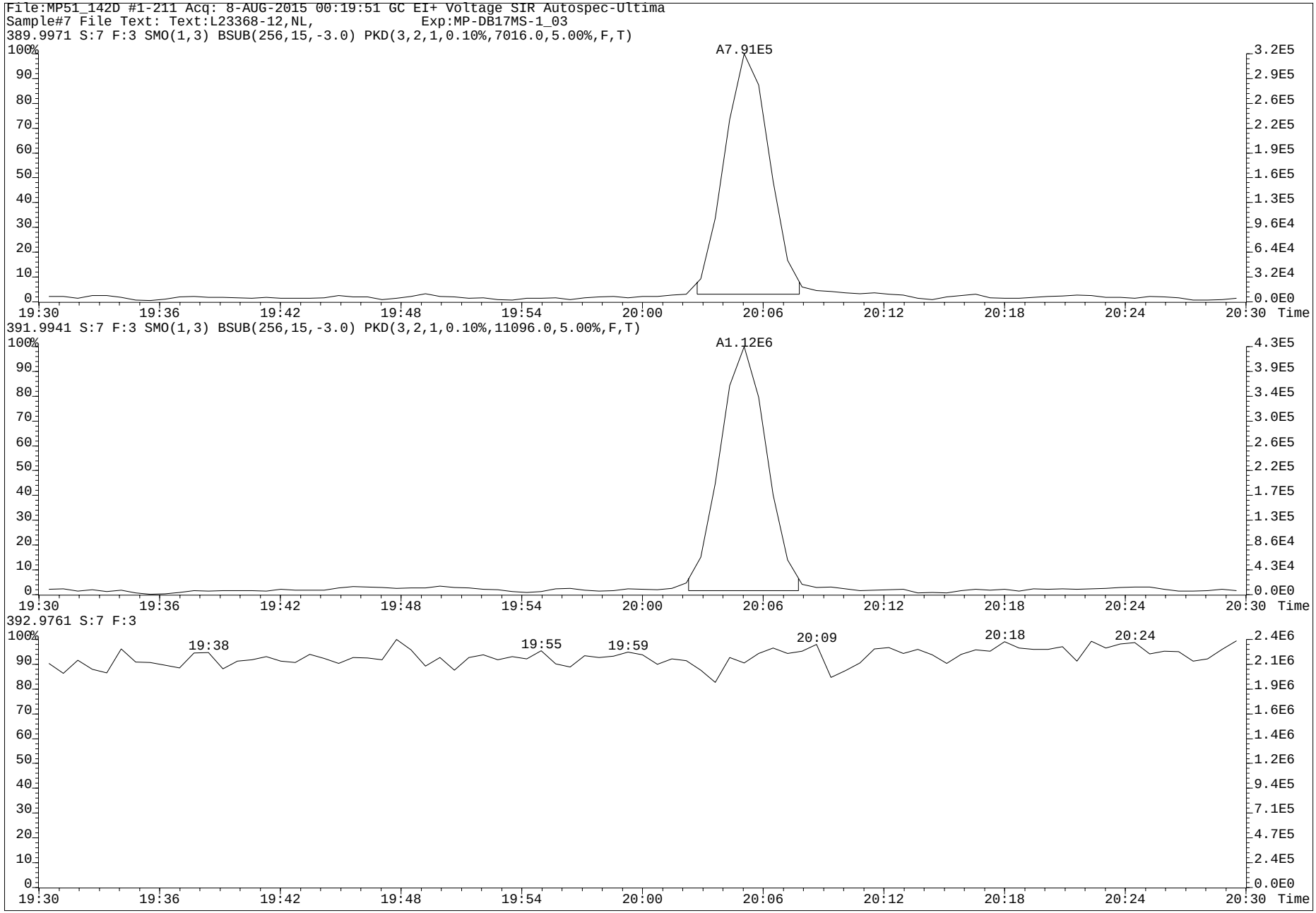
File:MP51_142D #1-211 Acq: 8-AUG-2015 00:19:51 GC EI+ Voltage SIR Autospec-Ultima
Sample#7 File Text: Text:L23368-12,NL, Exp:MP-DB17MS-1_03
389.9971 S:7 F:3 SMO(1,3) BSUB(256,15,-3.0) PKD(3,2,1,0.10%,7016.0,5.00%,F,T)
A7.91E5
391.9941 S:7 F:3 SMO(1,3) BSUB(256,15,-3.0) PKD(3,2,1,0.10%,11096.0,5.00%,F,T)
A1.12E6
392.9761 S:7 F:3
19:38
19:55
19:59
20:09
20:18
20:24
Time

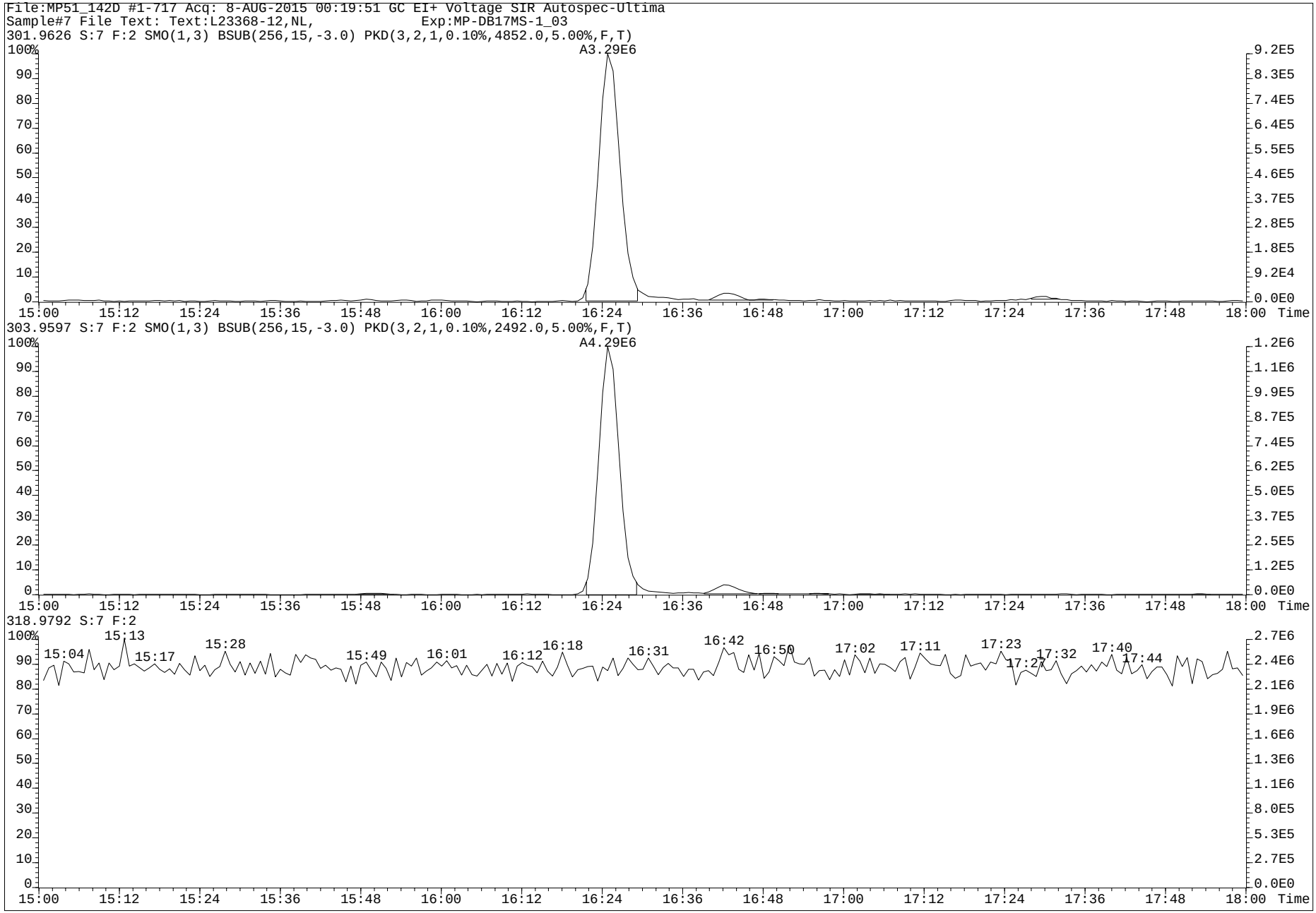
File:MP51_142D #1-717 Acq: 8-AUG-2015 00:19:51 GC EI+ Voltage SIR Autospec-Ultima
Sample#7 File Text: Text:L23368-12,NL, Exp:MP-DB17MS-1_03
301.9626 S:7 F:2 SMO(1,3) BSUB(256,15,-3.0) PKD(3,2,1,0.10%,4852.0,5.00%,F,T)
A3.29E6
303.9597 S:7 F:2 SMO(1,3) BSUB(256,15,-3.0) PKD(3,2,1,0.10%,2492.0,5.00%,F,T)
A4.29E6
318.9792 S:7 F:2
15:04
15:13
15:17
15:28
15:49
16:01
16:12
16:18
16:31
16:42
16:50
17:02
17:11
17:23
17:27
17:32
17:40
17:44
Time

Run #14 Filename MP51_141C S: 19 I: 1 Acquired: 6-AUG-15 10:35:44 Processed: 6-AUG-15 14:24:44
Run: mp51_141c-a Analyte: MP-DB17-S12 Cal: mp51_140j-8a Results: MP51_141C-C Version: V3.6 6-JAN-2000 17:51:42
Sample text: L23368-13,N, Comments: 10,WG51889,2.0/200uL
sample size: ~~3.994000~~ 3.839 conc units: pg/~~g~~ml total toxicity: 481.81 F1: 1.0000 F2: 1.0000

	Typ	Name	#Hom	Resp	RA		RT	Conc	Tox #1	DL	Rec	M?
1	Unk	1-OH-Naphthalene	1	4.72e+06	1.05	n	8:08	1749.283	175	307.6581	-	n
2	Unk	1-OH-Pyrene	1	6.65e+06	3.90	n	20:47	2838.748	284	429.6067	-	n
3	Unk	3-OH-Chrysene	0	*	*	n	NotFnd	*	*	1217.0842	-	n
4	Unk	3-OH-Benz[a]anthracene	0	*	*	n	NotFnd	*	*	962.6960	-	n
5	Unk	7,8-OH-Benzo[a]pyrene-C	0	*	*	n	NotFnd	*	*	*	-	n
6	Unk	7,8-OH-Benzo[a]pyrene-T	0	*	*	n	NotFnd	*	*	*	-	n
7	Unk	7,8-OH-Benzo[a]pyrene-3	0	*	*	n	NotFnd	*	*	*	-	n
8	Unk	9-OH-Benzo[a]pyrene	1	1.55e+05	4.11	n	26:29	81.774	8	70.7114	-	y
9	Unk	3-OH-Benzo[a]pyrene	1	1.37e+05	15.66	n	26:43	148.316	15	201.5756	-	y
10	Unk	7,8-OH-Benzo[a]pyrene-4	0	*	*	n	NotFnd	*	*	*	-	n
11	IS	13C6-1-OH-Naphthalene	1	3.04e+07	0.84	n	8:08	12445.212	-	1043.9815	99.4	n
12	IS	13C6-1-OH-Pyrene	1	3.08e+07	5.16	n	20:46	9580.817	-	329.3407	76.5	n
13	IS	13C6-1-OH-BAA	1	5.04e+07	3.18	n	22:30	10270.171	-	125.2525	81.4	n
14	IS	13C6-3-OH-Chrysene	1	5.10e+07	2.84	n	23:03	10186.837	-	122.7396	80.6	n
15	IS	D11-3-OH-Benzo[a]pyrene	1	1.98e+07	9.56	n	26:39	6442.191	-	35.0815	51.7	n
16	IS	13C-CL4-OH-PCB-79	1	9.85e+05	0.70	y	20:06	2902.674	-	462.6139	115.9	n
17	IS	13C-CL4-PCB-79	0	*	*	n	NotFnd	*	-	*	Div0	n
18	RS	13C-CL4-PCB-81	1	4.72e+06	0.77	y	16:25	0.945	-	-	-	n
19	Tot	Fn1 Lock	-	-			-	-	-	-	-	n
20	Tot	Fn2 Lock	-	-			-	-	-	-	-	n
21	Tot	Fn3 Lock	-	-			-	-	-	-	-	n
22	Tot	Fn4 Lock	-	-			-	-	-	-	-	n
23	Tot	Fn4 Lock	-	-			-	-	-	-	-	n
24	Tot	Fn5 Lock	-	-			-	-	-	-	-	n
25	Tot	Fn6 Lock	-	-			-	-	-	-	-	n

x conc. & DL by 1.043

PV AS 8-AUG-2015

SV by MW
12-Aug-2015

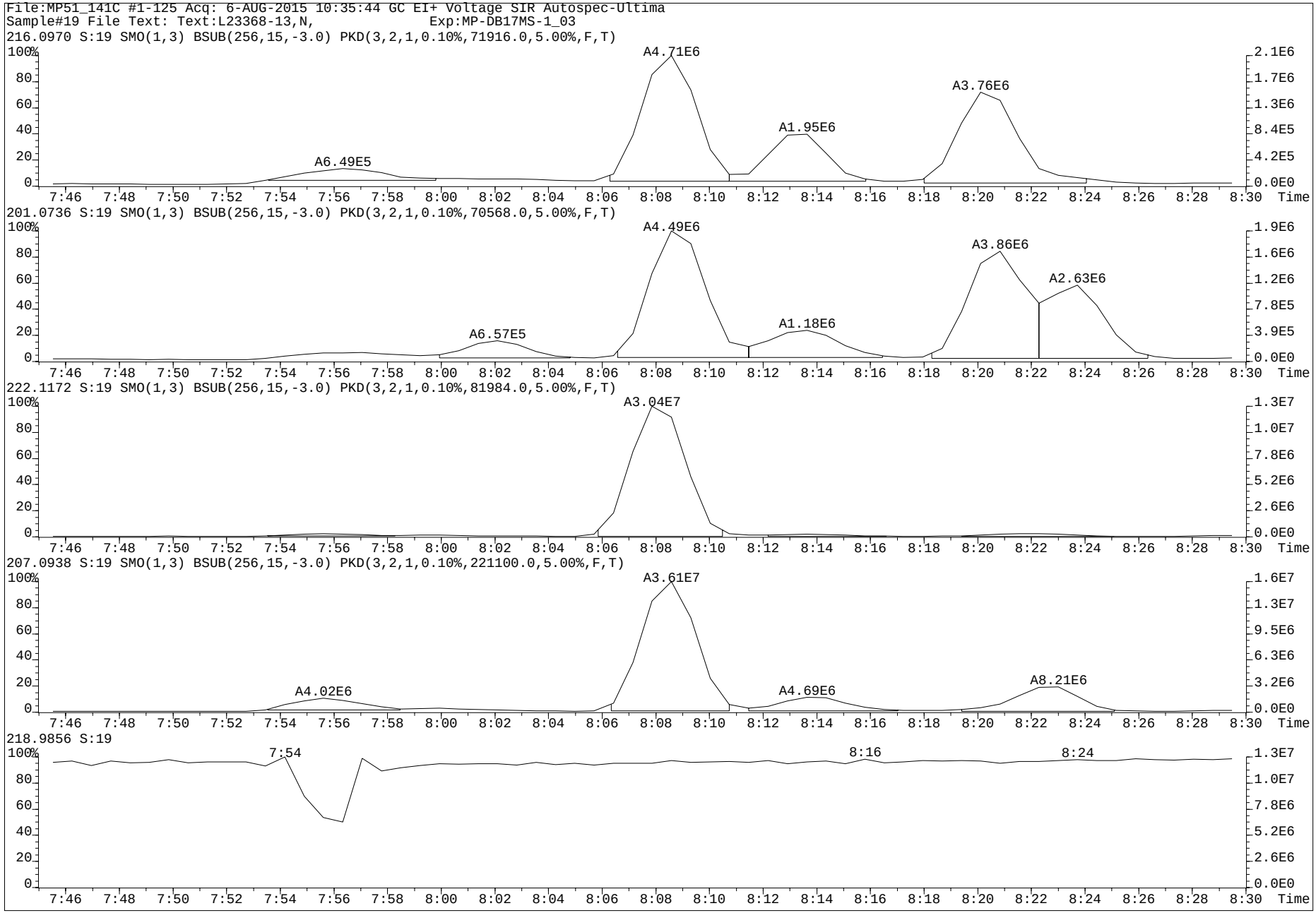
File:MP51_141C #1-125 Acq: 6-AUG-2015 10:35:44 GC EI+ Voltage SIR Autospec-Ultima
Sample#19 File Text: Text:L23368-13,N, Exp:MP-DB17MS-1_03
216.0970 S:19 SMO(1,3) BSUB(256,15,-3.0) PKD(3,2,1,0.10%,71916.0,5.00%,F,T)
A4.71E6
A3.76E6
A1.95E6
A6.49E5
201.0736 S:19 SMO(1,3) BSUB(256,15,-3.0) PKD(3,2,1,0.10%,70568.0,5.00%,F,T)
A4.49E6
A3.86E6
A2.63E6
A1.18E6
A6.57E5
222.1172 S:19 SMO(1,3) BSUB(256,15,-3.0) PKD(3,2,1,0.10%,81984.0,5.00%,F,T)
A3.04E7
207.0938 S:19 SMO(1,3) BSUB(256,15,-3.0) PKD(3,2,1,0.10%,221100.0,5.00%,F,T)
A3.61E7
A8.21E6
A4.69E6
A4.02E6
218.9856 S:19
7:54
8:16
8:24
Time

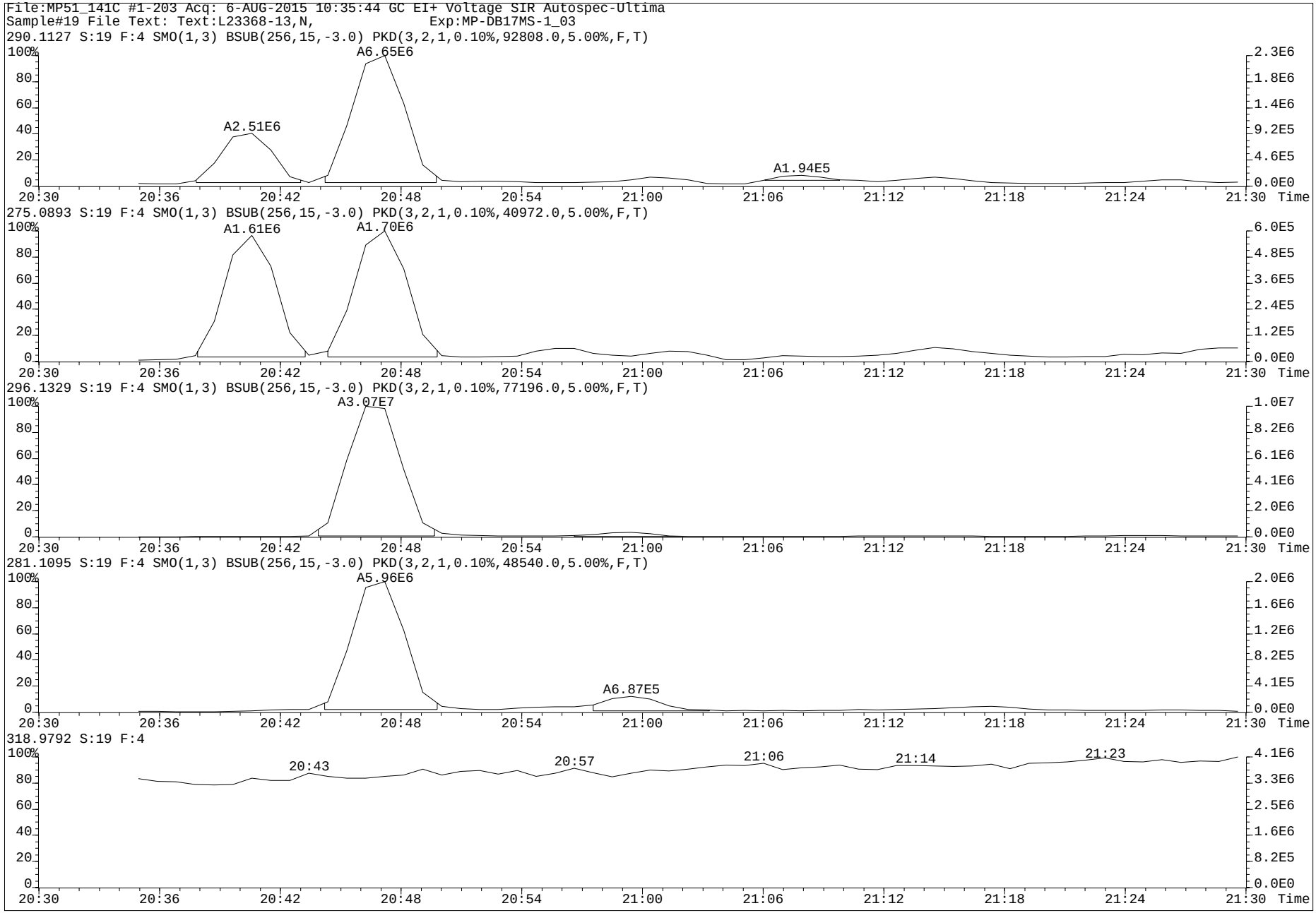
File:MP51_141C #1-203 Acq: 6-AUG-2015 10:35:44 GC EI+ Voltage SIR Autospec-Ultima
Sample#19 File Text: Text:L23368-13,N, Exp:MP-DB17MS-1_03
290.1127 S:19 F:4 SMO(1,3) BSUB(256,15,-3.0) PKD(3,2,1,0.10%,92808.0,5.00%,F,T)
A6.65E6
A2.51E6
A1.94E5
275.0893 S:19 F:4 SMO(1,3) BSUB(256,15,-3.0) PKD(3,2,1,0.10%,40972.0,5.00%,F,T)
A1.61E6
A1.70E6
296.1329 S:19 F:4 SMO(1,3) BSUB(256,15,-3.0) PKD(3,2,1,0.10%,77196.0,5.00%,F,T)
A3.07E7
281.1095 S:19 F:4 SMO(1,3) BSUB(256,15,-3.0) PKD(3,2,1,0.10%,48540.0,5.00%,F,T)
A5.96E6
A6.87E5
318.9792 S:19 F:4
20:43
20:57
21:06
21:14
21:23
Time

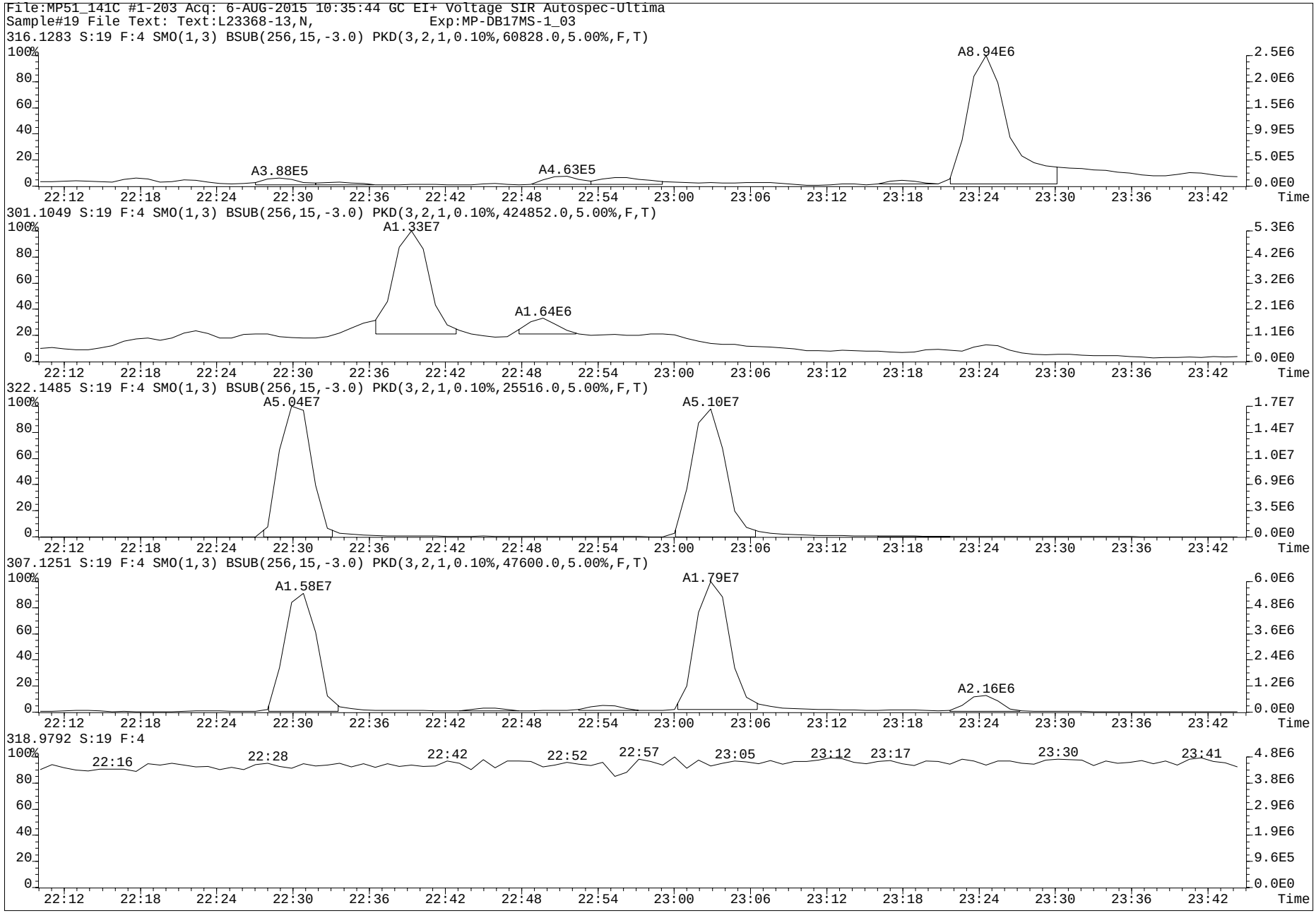
File:MP51_141C #1-203 Acq: 6-AUG-2015 10:35:44 GC EI+ Voltage SIR Autospec-Ultima
Sample#19 File Text: Text:L23368-13,N, Exp:MP-DB17MS-1_03
316.1283 S:19 F:4 SMO(1,3) BSUB(256,15,-3.0) PKD(3,2,1,0.10%,60828.0,5.00%,F,T)
A8.94E6
A3.88E5
A4.63E5
301.1049 S:19 F:4 SMO(1,3) BSUB(256,15,-3.0) PKD(3,2,1,0.10%,424852.0,5.00%,F,T)
A1.33E7
A1.64E6
322.1485 S:19 F:4 SMO(1,3) BSUB(256,15,-3.0) PKD(3,2,1,0.10%,25516.0,5.00%,F,T)
A5.04E7
A5.10E7
307.1251 S:19 F:4 SMO(1,3) BSUB(256,15,-3.0) PKD(3,2,1,0.10%,47600.0,5.00%,F,T)
A1.58E7
A1.79E7
A2.16E6
318.9792 S:19 F:4
22:16
22:28
22:42
22:52
22:57
23:05
23:12
23:17
23:30
23:41
Time

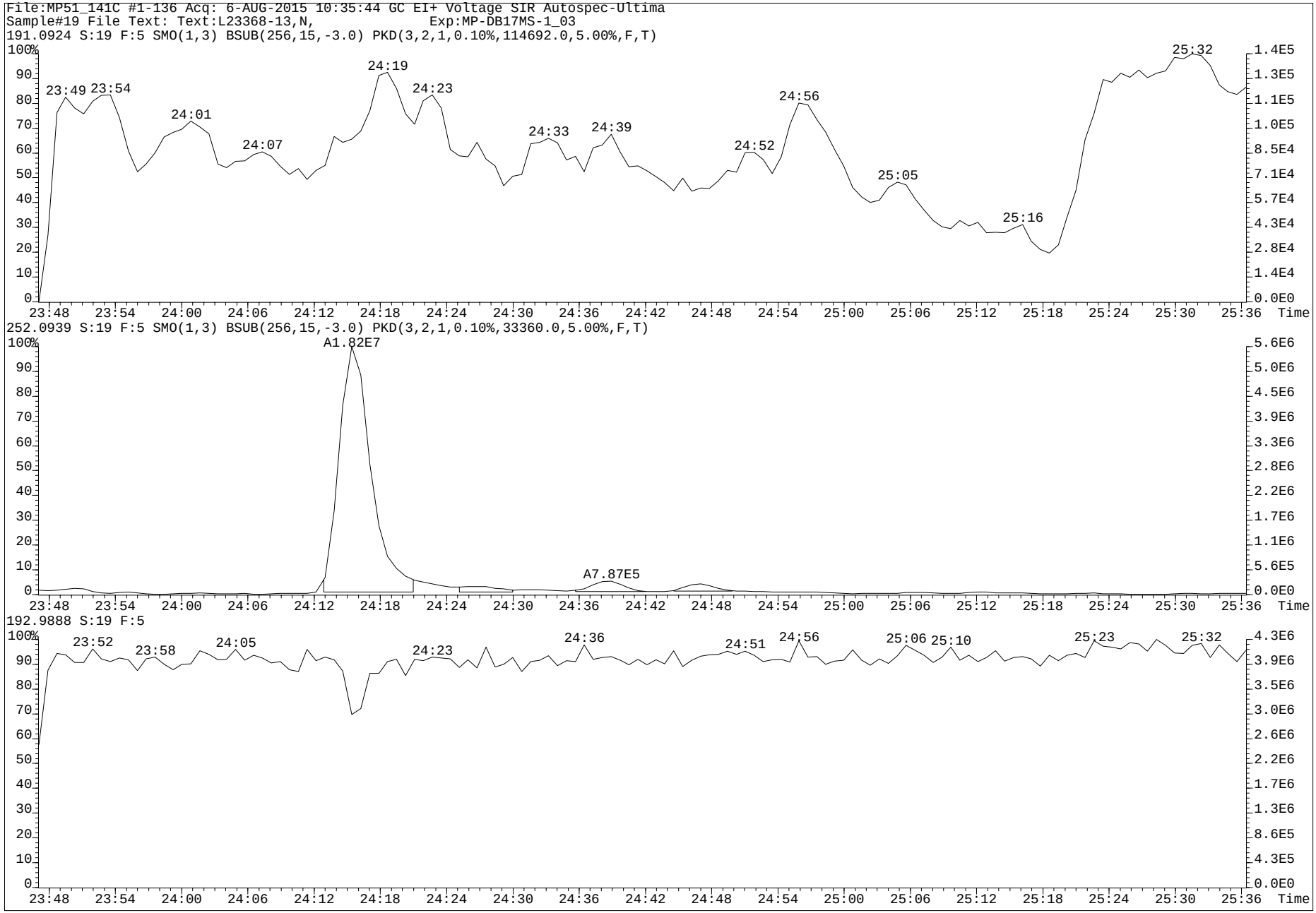
File:MP51_141C #1-136 Acq: 6-AUG-2015 10:35:44 GC EI+ Voltage SIR Autospec-Ultima
Sample#19 File Text: Text:L23368-13,N, Exp:MP-DB17MS-1_03
191.0924 S:19 F:5 SMO(1,3) BSUB(256,15,-3.0) PKD(3,2,1,0.10%,114692.0,5.00%,F,T)
23:49
23:54
24:01
24:07
24:19
24:23
24:33
24:39
24:52
24:56
25:05
25:16
25:32
252.0939 S:19 F:5 SMO(1,3) BSUB(256,15,-3.0) PKD(3,2,1,0.10%,33360.0,5.00%,F,T)
A1.82E7
A7.87E5
192.9888 S:19 F:5
23:52
23:58
24:05
24:23
24:36
24:51
24:56
25:06
25:10
25:23
25:32
Time

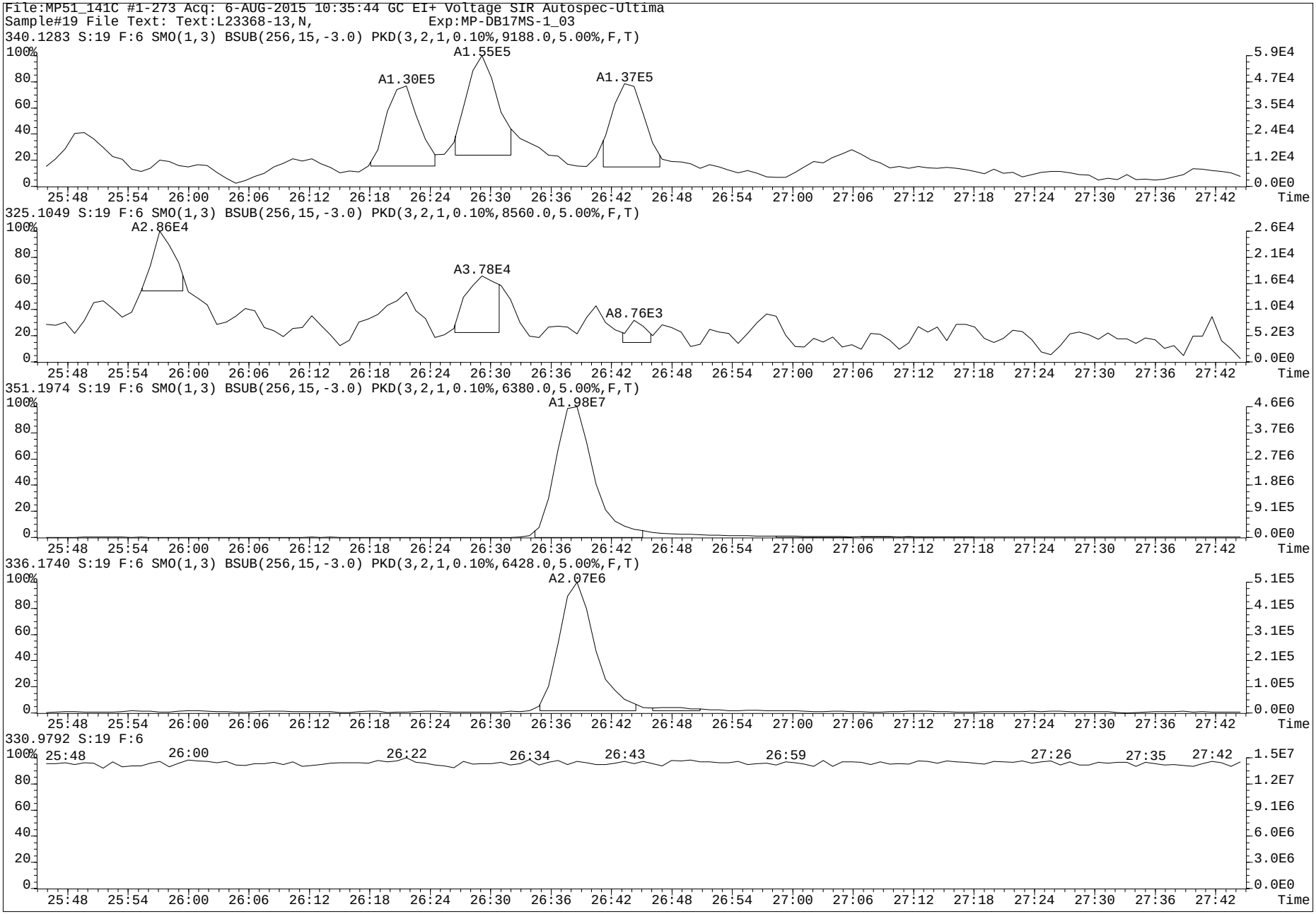
File:MP51_141C #1-273 Acq: 6-AUG-2015 10:35:44 GC EI+ Voltage SIR Autospec-Ultima
Sample#19 File Text: Text:L23368-13,N, Exp:MP-DB17MS-1_03
340.1283 S:19 F:6 SMO(1,3) BSUB(256,15,-3.0) PKD(3,2,1,0.10%,9188.0,5.00%,F,T)
A1.30E5
A1.55E5
A1.37E5
325.1049 S:19 F:6 SMO(1,3) BSUB(256,15,-3.0) PKD(3,2,1,0.10%,8560.0,5.00%,F,T)
A2.86E4
A3.78E4
A8.76E3
351.1974 S:19 F:6 SMO(1,3) BSUB(256,15,-3.0) PKD(3,2,1,0.10%,6380.0,5.00%,F,T)
A1.98E7
336.1740 S:19 F:6 SMO(1,3) BSUB(256,15,-3.0) PKD(3,2,1,0.10%,6428.0,5.00%,F,T)
A2.07E6
330.9792 S:19 F:6
25:48 26:00 26:22 26:34 26:43 26:59 27:26 27:35 27:42
Time

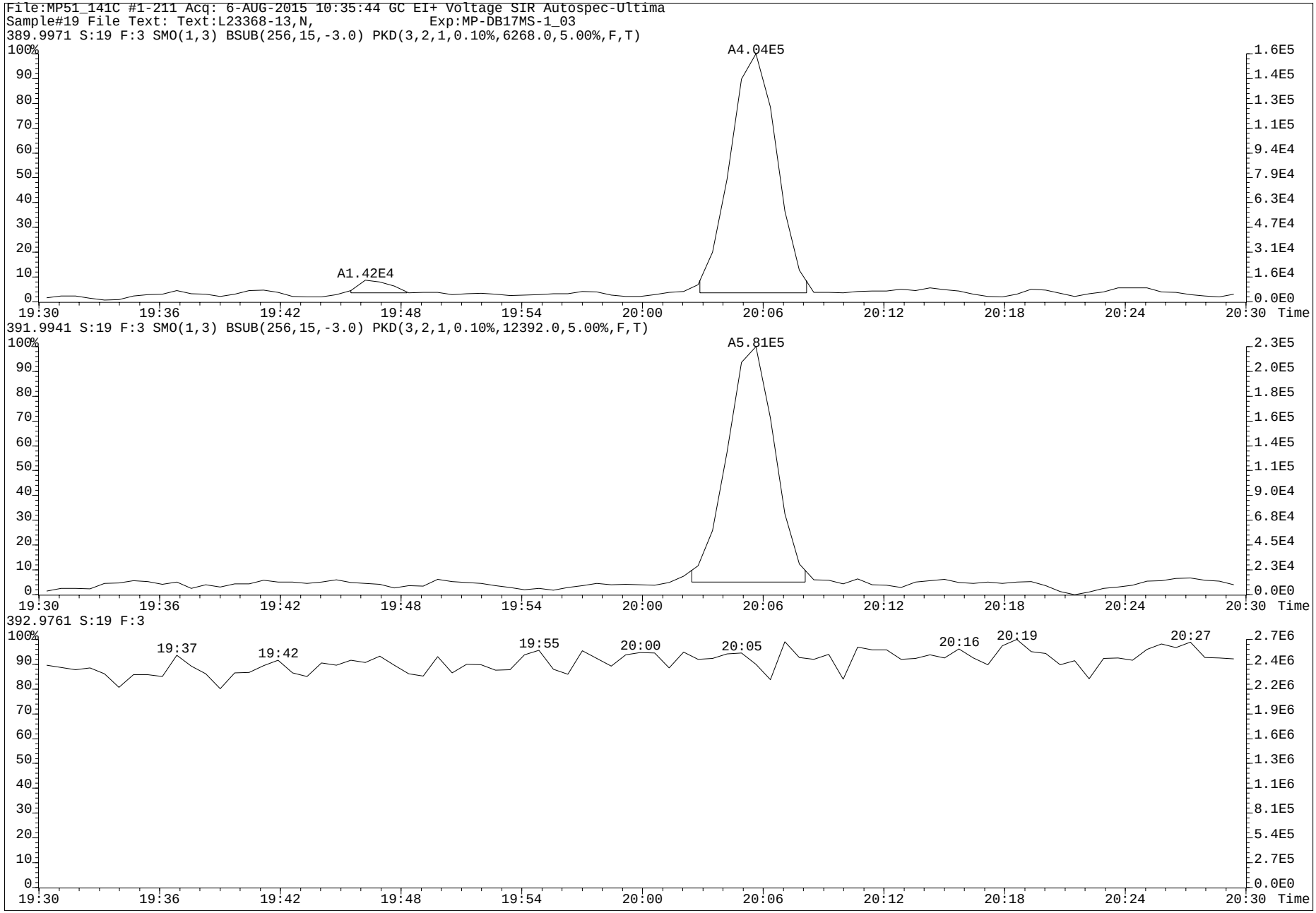
File:MP51_141C #1-211 Acq: 6-AUG-2015 10:35:44 GC EI+ Voltage SIR Autospec-Ultima
Sample#19 File Text: Text:L23368-13,N, Exp:MP-DB17MS-1_03
389.9971 S:19 F:3 SMO(1,3) BSUB(256,15,-3.0) PKD(3,2,1,0.10%,6268.0,5.00%,F,T)
A4.04E5
A1.42E4
391.9941 S:19 F:3 SMO(1,3) BSUB(256,15,-3.0) PKD(3,2,1,0.10%,12392.0,5.00%,F,T)
A5.81E5
392.9761 S:19 F:3
19:37
19:42
19:55
20:00
20:05
20:16
20:19
20:27
Time

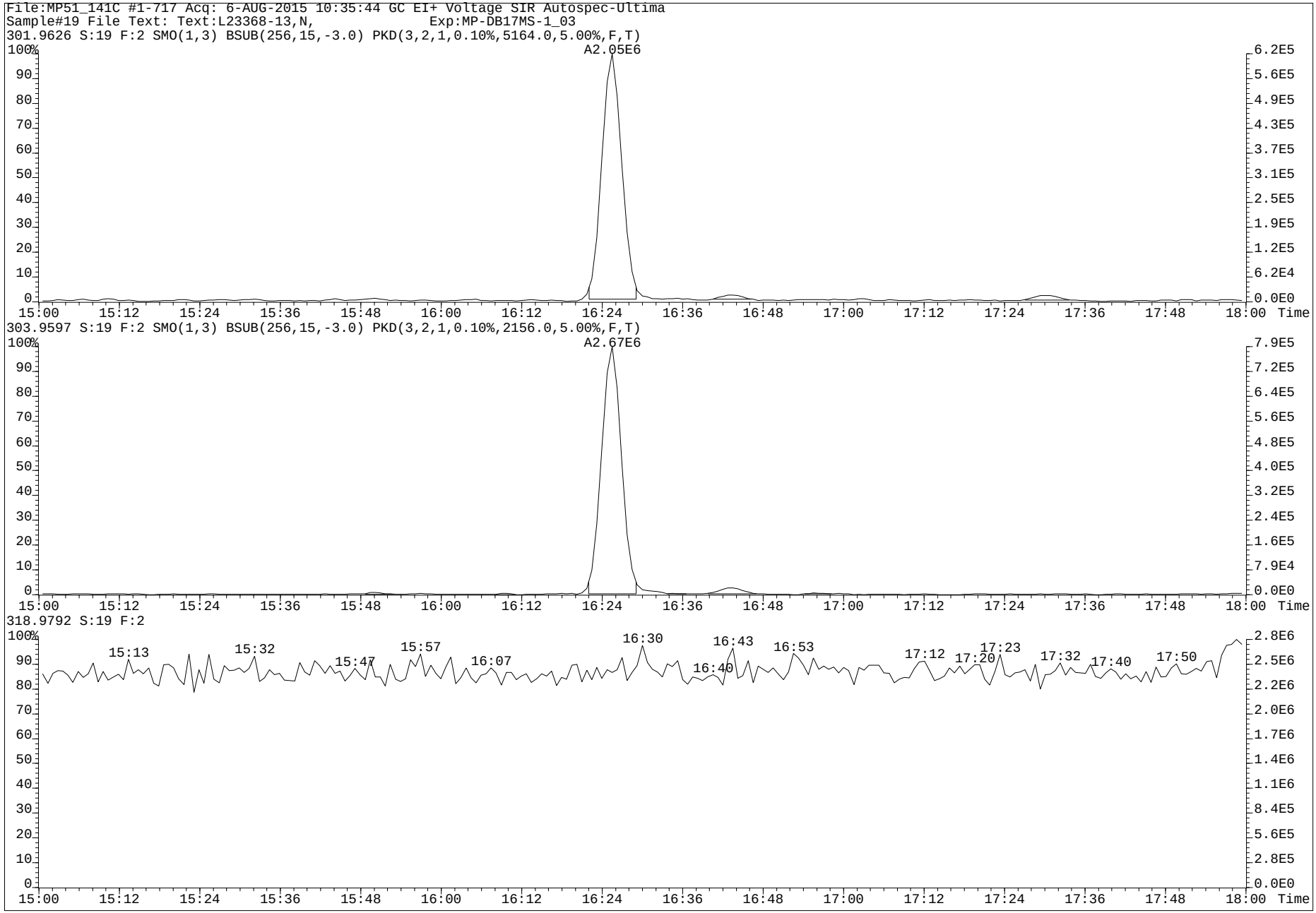
File:MP51_141C #1-717 Acq: 6-AUG-2015 10:35:44 GC EI+ Voltage SIR Autospec-Ultima
Sample#19 File Text: Text:L23368-13,N, Exp:MP-DB17MS-1_03
301.9626 S:19 F:2 SMO(1,3) BSUB(256,15,-3.0) PKD(3,2,1,0.10%,5164.0,5.00%,F,T)
A2.05E6
303.9597 S:19 F:2 SMO(1,3) BSUB(256,15,-3.0) PKD(3,2,1,0.10%,2156.0,5.00%,F,T)
A2.67E6
318.9792 S:19 F:2
15:13
15:32
15:47
15:57
16:07
16:30
16:40
16:43
16:53
17:12
17:20
17:23
17:32
17:40
17:50
Time

www.axysanalytical.com

Run #13 Filename MP51_141C S: 18 I: 1 Acquired: 6-AUG-15 10:01:35 Processed: 6-AUG-15 14:24:43
Run: mp51_141c-a Analyte: MP-DB17-S12 Cal: mp51_140j-8a Results: MP51_141C-C Version: V3.6 6-JAN-2000 17:51:42
Sample text: L23368-14,N, 3.539 Comments: 10,WG51889,2.0/200uL
sample size: 4.006000 conc units: pg/~~ng~~ total toxicity: 465.45 F1: 1.0000 F2: 1.0000

	Typ	Name	#Hom	Resp	RA		RT	Conc	Tox #1	DL	Rec	M?
1	Unk	1-OH-Naphthalene	1	4.16e+06	1.02	n	8:08	1436.401	144	206.4996	-	n
2	Unk	1-OH-Pyrene	1	8.21e+06	4.29	n	20:47	2754.420	275	197.5982	-	n
3	Unk	3-OH-Chrysene	0	*	*	n	NotFnd	*	*	371.6402 ✓	-	n
4	Unk	3-OH-Benz[a]anthracene	1	2.26e+05	0.17	n	23:18	51.925	26	291.7061	-	n
5	Unk	7,8-OH-Benzo[a]pyrene-C	0	*	*	n	NotFnd	*	*	*	-	n
6	Unk	7,8-OH-Benzo[a]pyrene-T	0	*	*	n	NotFnd	*	*	*	-	n
7	Unk	7,8-OH-Benzo[a]pyrene-3	0	*	*	n	NotFnd	*	*	*	-	n
8	Unk	9-OH-Benzo[a]pyrene	1	1.61e+05	3.23	n ✓	26:29	69.916	7	52.0804 ✓	-	y
9	Unk	3-OH-Benzo[a]pyrene	1	1.46e+05	7.19	n	26:43	134.139	13	151.7904	-	y
10	Unk	7,8-OH-Benzo[a]pyrene-4	0	*	*	n	NotFnd	*	*	*	-	n
11	IS	13C6-1-OH-Naphthalene	1	3.25e+07	0.89	n	8:08	10754.193	-	841.9168	86.2	n
12	IS	13C6-1-OH-Pyrene	1	3.90e+07	4.76	n	20:47	9818.156	-	207.5328	78.7	n
13	IS	13C6-1-OH-BAA	1	5.97e+07	3.23	n	22:30	9828.658	-	107.0631	78.1	n
14	IS	13C6-3-OH-Chrysene	1	6.18e+07	2.85	n	23:02	9969.809	-	104.9151 ✓	79.1	n
15	IS	D11-3-OH-Benzo[a]pyrene	1	2.31e+07	9.11	n	26:38	6085.272	-	36.7782	49.0	n
16	IS	13C-CL4-OH-PCB-79	1	1.44e+06	0.77	y	20:06	3427.753	-	357.1160	137.3	n
17	IS	13C-CL4-PCB-79	0	*	*	n	NotFnd	*	-	*	Div0	n
18	RS	13C-CL4-PCB-81	1	5.82e+06	0.80	y	16:25	1.163	-	-	-	n
19	Tot	Fn1 Lock	-	-			-	-	-	-	-	n
20	Tot	Fn2 Lock	-	-			-	-	-	-	-	n
21	Tot	Fn3 Lock	-	-			-	-	-	-	-	n
22	Tot	Fn4 Lock	-	-			-	-	-	-	-	n
23	Tot	Fn4 Lock	-	-			-	-	-	-	-	n
24	Tot	Fn5 Lock	-	-			-	-	-	-	-	n
25	Tot	Fn6 Lock	-	-			-	-	-	-	-	n

x conc. DL
ng
1.043

PV AS 8-AUG-2015

SV by MW
12-AUG-2015

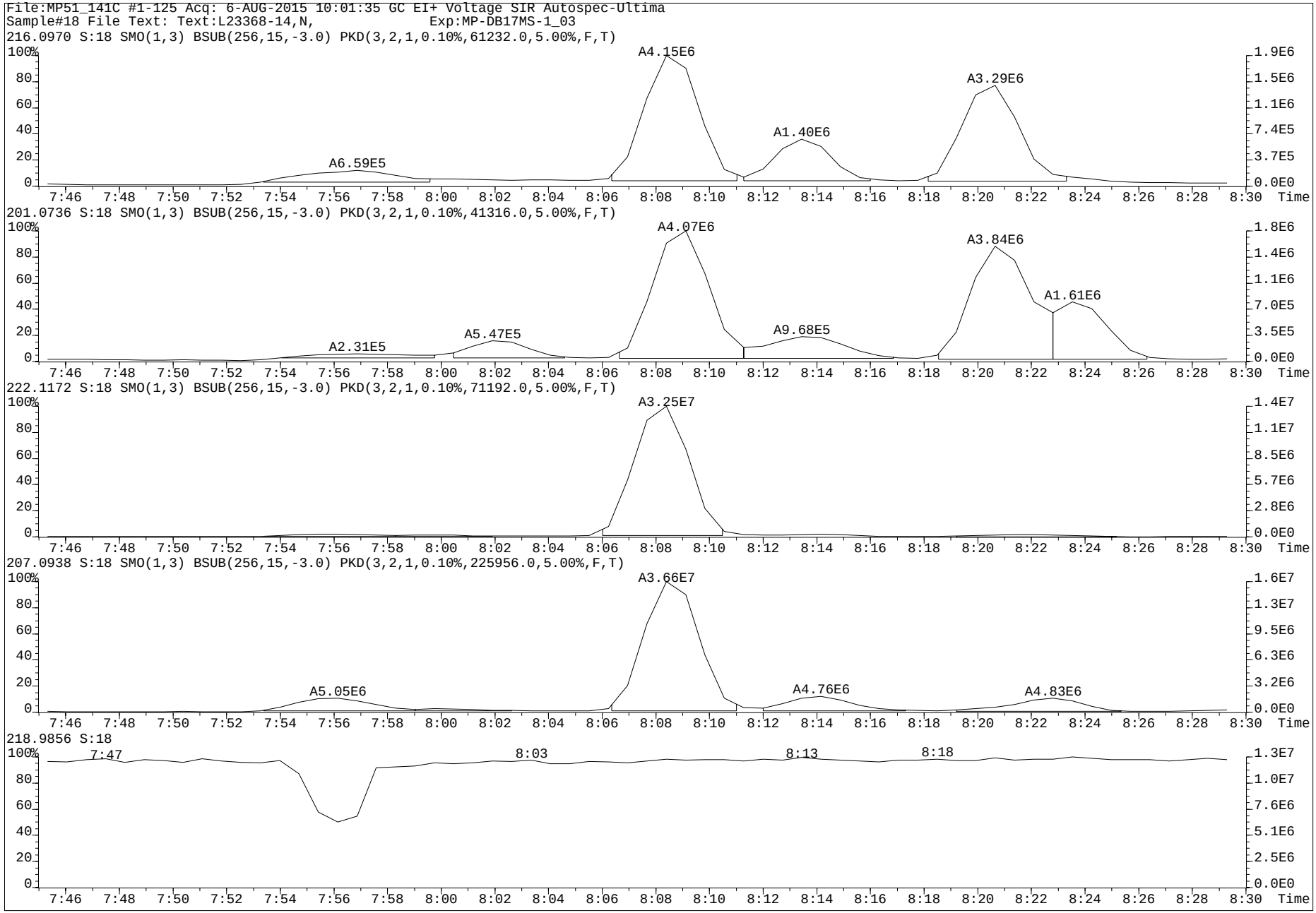
File:MP51_141C #1-125 Acq: 6-AUG-2015 10:01:35 GC EI+ Voltage SIR Autospec-Ultima
Sample#18 File Text: Text:L23368-14,N, Exp:MP-DB17MS-1_03
216.0970 S:18 SMO(1,3) BSUB(256,15,-3.0) PKD(3,2,1,0.10%,61232.0,5.00%,F,T)
A4.15E6
A3.29E6
A1.40E6
A6.59E5
201.0736 S:18 SMO(1,3) BSUB(256,15,-3.0) PKD(3,2,1,0.10%,41316.0,5.00%,F,T)
A4.07E6
A3.84E6
A1.61E6
A5.47E5
A9.68E5
A2.31E5
222.1172 S:18 SMO(1,3) BSUB(256,15,-3.0) PKD(3,2,1,0.10%,71192.0,5.00%,F,T)
A3.25E7
207.0938 S:18 SMO(1,3) BSUB(256,15,-3.0) PKD(3,2,1,0.10%,225956.0,5.00%,F,T)
A3.66E7
A5.05E6
A4.76E6
A4.83E6
218.9856 S:18
7:47
8:03
8:13
8:18
Time

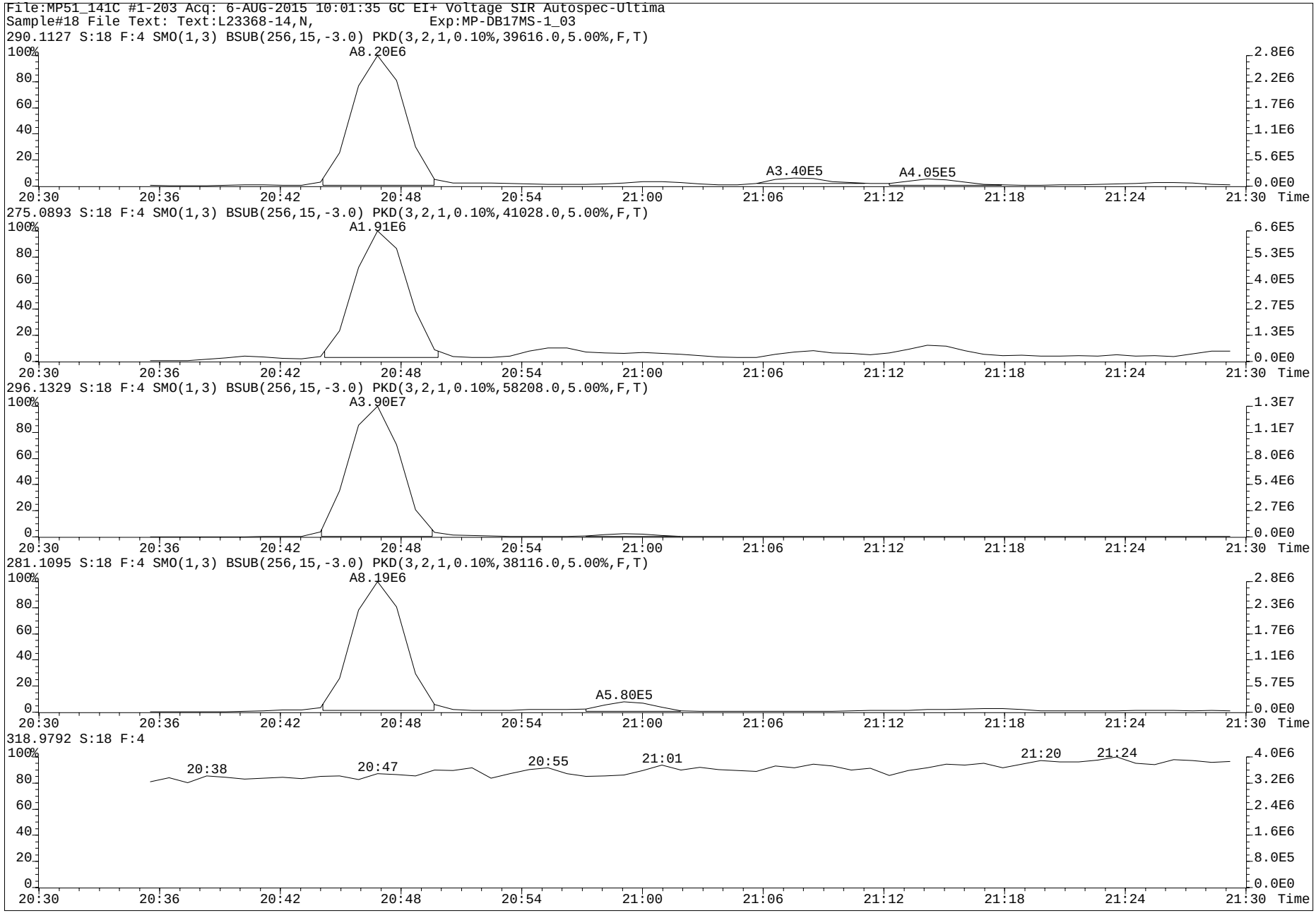
File:MP51_141C #1-203 Acq: 6-AUG-2015 10:01:35 GC EI+ Voltage SIR Autospec-Ultima
Sample#18 File Text: Text:L23368-14,N, Exp:MP-DB17MS-1_03
290.1127 S:18 F:4 SMO(1,3) BSUB(256,15,-3.0) PKD(3,2,1,0.10%,39616.0,5.00%,F,T)
A8.20E6
A3.40E5
A4.05E5
275.0893 S:18 F:4 SMO(1,3) BSUB(256,15,-3.0) PKD(3,2,1,0.10%,41028.0,5.00%,F,T)
A1.91E6
296.1329 S:18 F:4 SMO(1,3) BSUB(256,15,-3.0) PKD(3,2,1,0.10%,58208.0,5.00%,F,T)
A3.90E7
281.1095 S:18 F:4 SMO(1,3) BSUB(256,15,-3.0) PKD(3,2,1,0.10%,38116.0,5.00%,F,T)
A8.19E6
A5.80E5
318.9792 S:18 F:4
20:38
20:47
20:55
21:01
21:20
21:24
Time

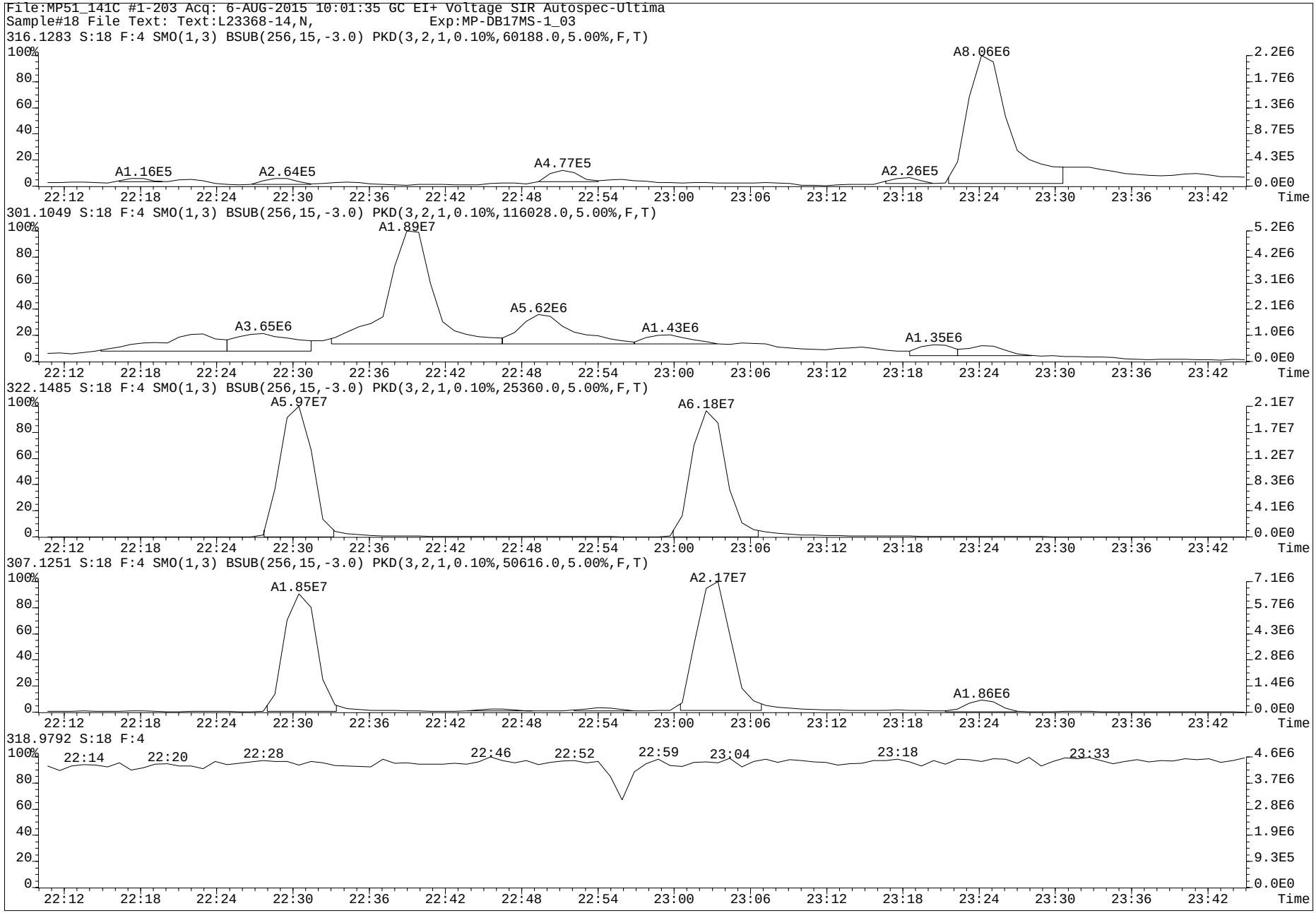
File:MP51_141C #1-203 Acq: 6-AUG-2015 10:01:35 GC EI+ Voltage SIR Autospec-Ultima
Sample#18 File Text: Text:L23368-14,N, Exp:MP-DB17MS-1_03
316.1283 S:18 F:4 SMO(1,3) BSUB(256,15,-3.0) PKD(3,2,1,0.10%,60188.0,5.00%,F,T)
A1.16E5
A2.64E5
A4.77E5
A2.26E5
A8.06E6
301.1049 S:18 F:4 SMO(1,3) BSUB(256,15,-3.0) PKD(3,2,1,0.10%,116028.0,5.00%,F,T)
A3.65E6
A1.89E7
A5.62E6
A1.43E6
A1.35E6
322.1485 S:18 F:4 SMO(1,3) BSUB(256,15,-3.0) PKD(3,2,1,0.10%,25360.0,5.00%,F,T)
A5.97E7
A6.18E7
307.1251 S:18 F:4 SMO(1,3) BSUB(256,15,-3.0) PKD(3,2,1,0.10%,50616.0,5.00%,F,T)
A1.85E7
A2.17E7
A1.86E6
318.9792 S:18 F:4
22:14
22:20
22:28
22:46
22:52
22:59
23:04
23:18
23:33
Time

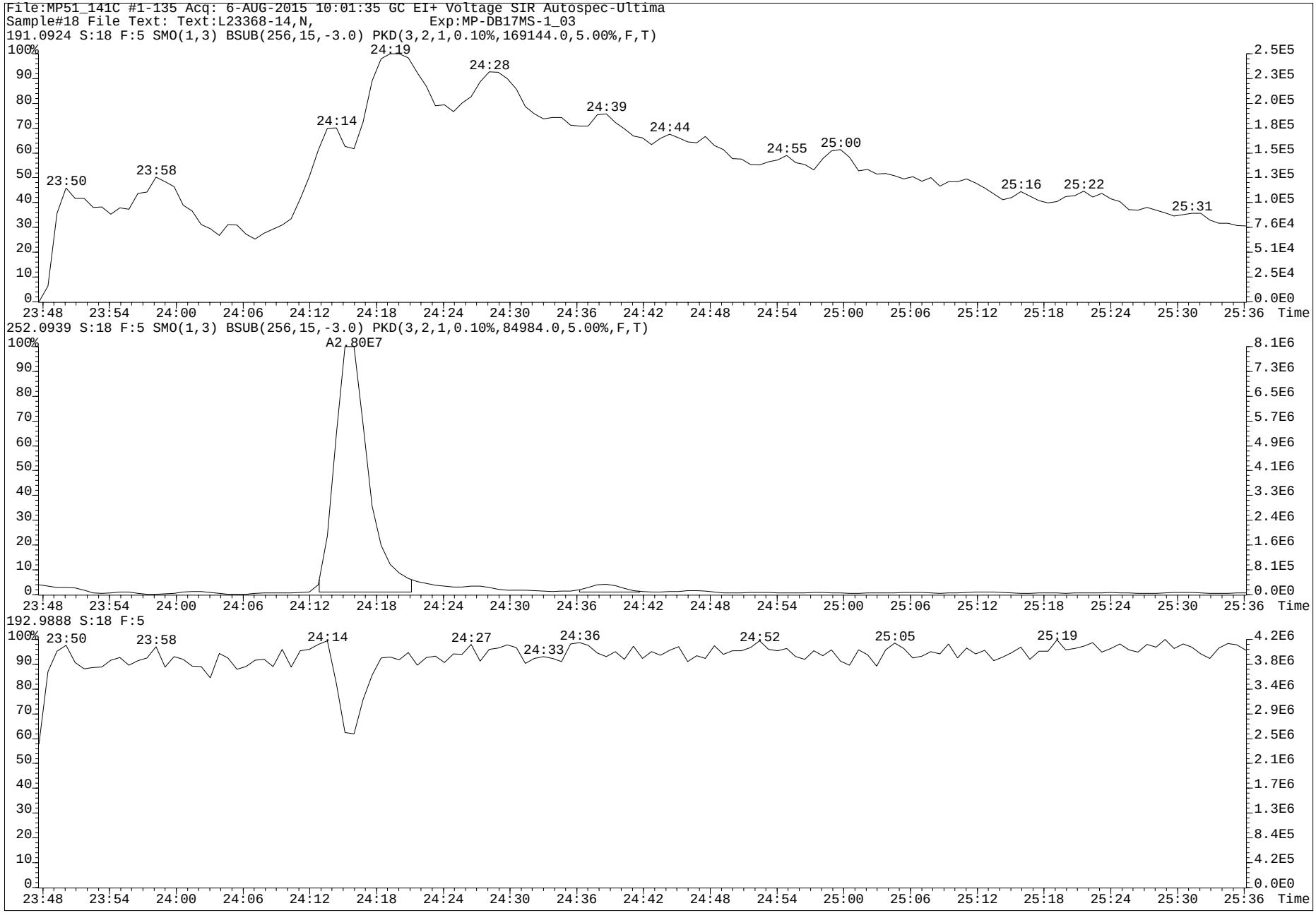
File:MP51_141C #1-135 Acq: 6-AUG-2015 10:01:35 GC EI+ Voltage SIR Autospec-Ultima
Sample#18 File Text: Text:L23368-14,N, Exp:MP-DB17MS-1_03
191.0924 S:18 F:5 SMO(1,3) BSUB(256,15,-3.0) PKD(3,2,1,0.10%,169144.0,5.00%,F,T)
23:50
23:58
24:14
24:19
24:28
24:39
24:44
24:55
25:00
25:16
25:22
25:31
252.0939 S:18 F:5 SMO(1,3) BSUB(256,15,-3.0) PKD(3,2,1,0.10%,84984.0,5.00%,F,T)
A2 80E7
192.9888 S:18 F:5
23:50
23:58
24:14
24:27
24:33
24:36
24:52
25:05
25:19
Time

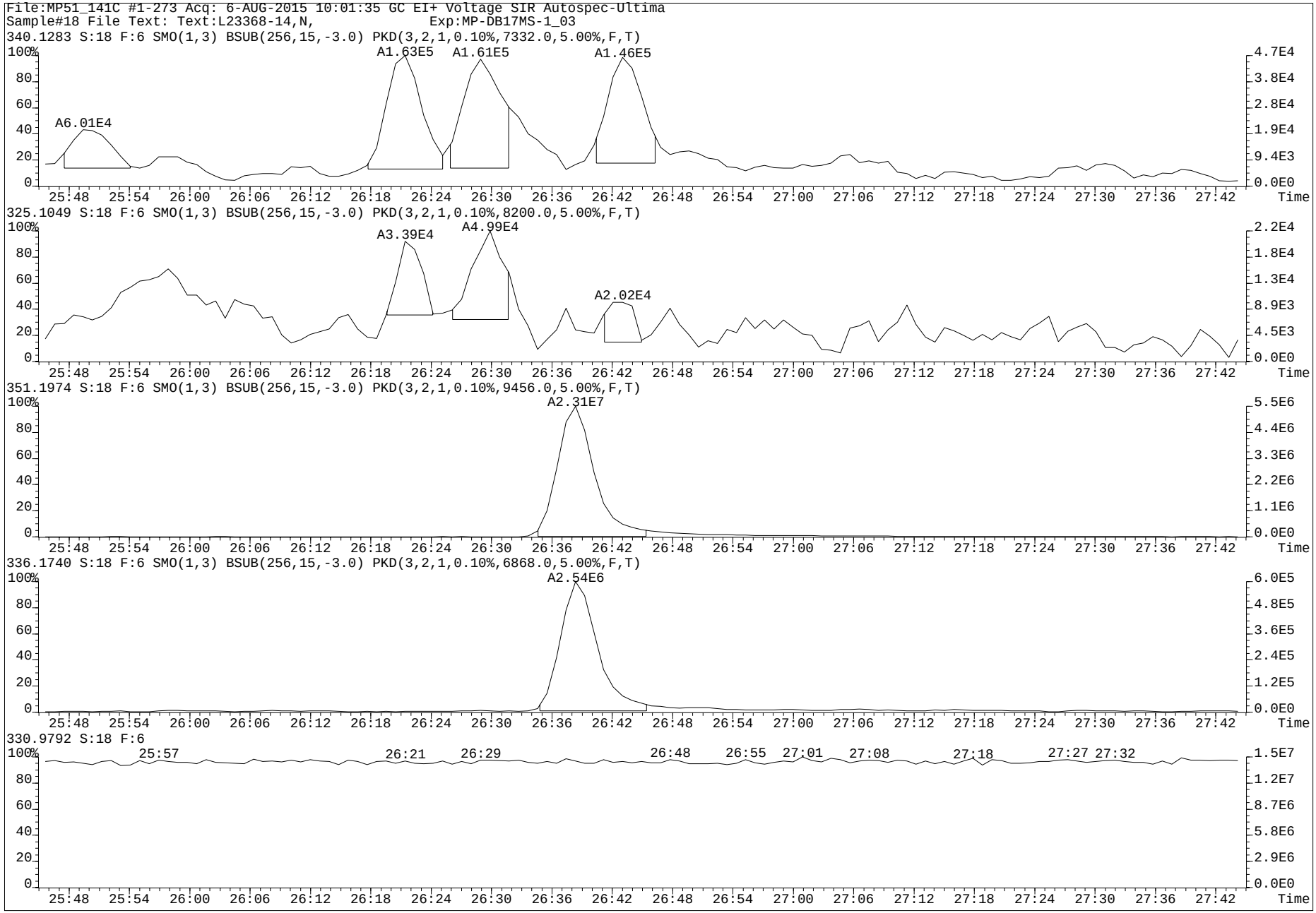
File:MP51_141C #1-273 Acq: 6-AUG-2015 10:01:35 GC EI+ Voltage SIR Autospec-Ultima
Sample#18 File Text: Text:L23368-14,N, Exp:MP-DB17MS-1_03
340.1283 S:18 F:6 SMO(1,3) BSUB(256,15,-3.0) PKD(3,2,1,0.10%,7332.0,5.00%,F,T)
A6.01E4
A1.63E5
A1.61E5
A1.46E5
325.1049 S:18 F:6 SMO(1,3) BSUB(256,15,-3.0) PKD(3,2,1,0.10%,8200.0,5.00%,F,T)
A3.39E4
A4.99E4
A2.02E4
351.1974 S:18 F:6 SMO(1,3) BSUB(256,15,-3.0) PKD(3,2,1,0.10%,9456.0,5.00%,F,T)
A2.31E7
336.1740 S:18 F:6 SMO(1,3) BSUB(256,15,-3.0) PKD(3,2,1,0.10%,6868.0,5.00%,F,T)
A2.54E6
330.9792 S:18 F:6
25:57
26:21
26:29
26:48
26:55
27:01
27:08
27:18
27:27
27:32
Time

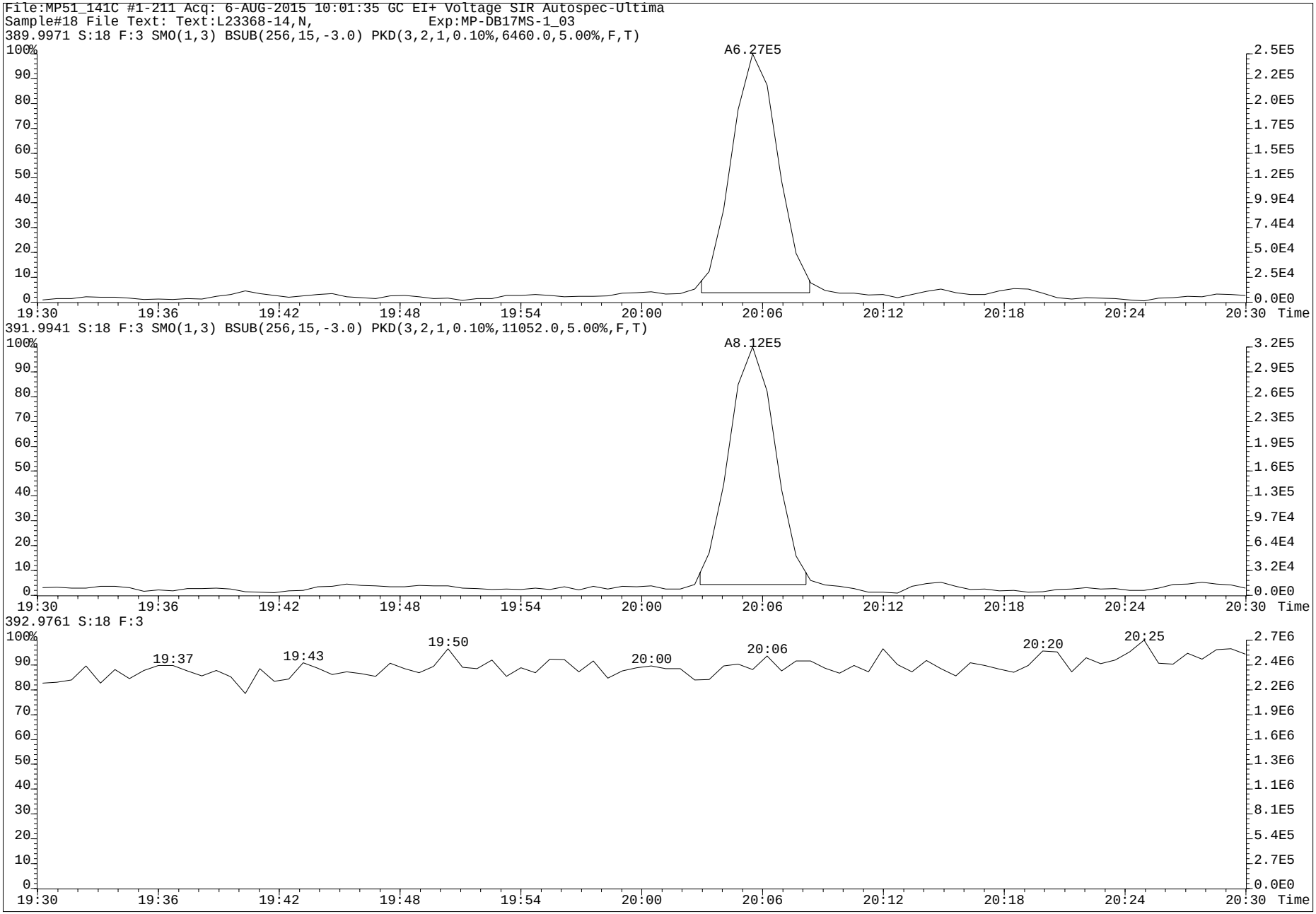
File:MP51_141C #1-211 Acq: 6-AUG-2015 10:01:35 GC EI+ Voltage SIR Autospec-Ultima
Sample#18 File Text: Text:L23368-14,N, Exp:MP-DB17MS-1_03
389.9971 S:18 F:3 SMO(1,3) BSUB(256,15,-3.0) PKD(3,2,1,0.10%,6460.0,5.00%,F,T)
A6.27E5
391.9941 S:18 F:3 SMO(1,3) BSUB(256,15,-3.0) PKD(3,2,1,0.10%,11052.0,5.00%,F,T)
A8.12E5
392.9761 S:18 F:3
19:37
19:43
19:50
20:00
20:06
20:20
20:25
Time

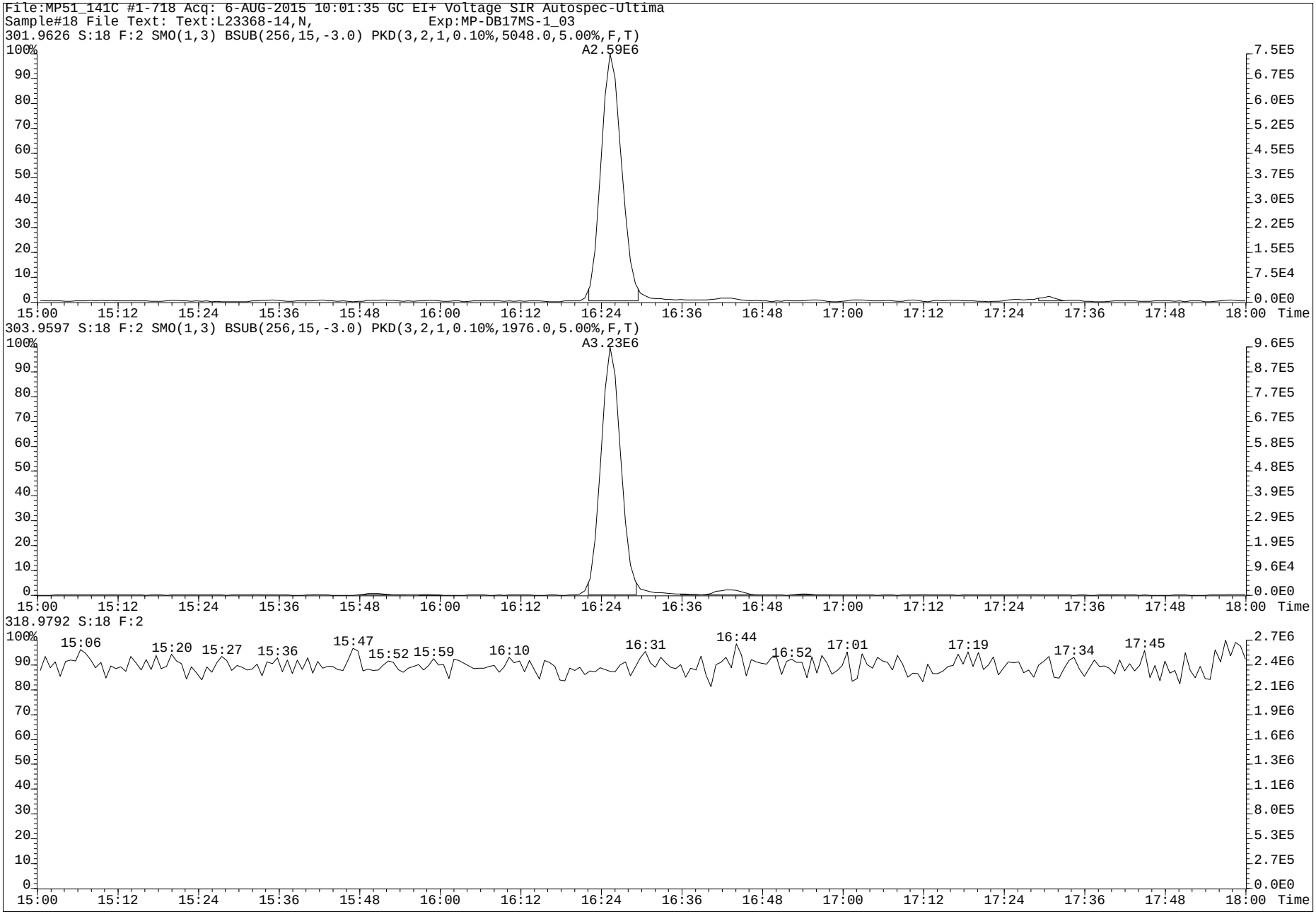
File:MP51_141C #1-718 Acq: 6-AUG-2015 10:01:35 GC EI+ Voltage SIR Autospec-Ultima
Sample#18 File Text: Text:L23368-14,N, Exp:MP-DB17MS-1_03
301.9626 S:18 F:2 SMO(1,3) BSUB(256,15,-3.0) PKD(3,2,1,0.10%,5048.0,5.00%,F,T)
A2.59E6
303.9597 S:18 F:2 SMO(1,3) BSUB(256,15,-3.0) PKD(3,2,1,0.10%,1976.0,5.00%,F,T)
A3.23E6
318.9792 S:18 F:2
15:06
15:20
15:27
15:36
15:47
15:52
15:59
16:10
16:31
16:44
16:52
17:01
17:19
17:34
17:45
Time

Run #13 Filename MP51_137A S: 22 I: 1 Acquired: 24-JUL-15 11:25:18 Processed: 24-JUL-15 13:53:37
Run: mp51_137a-a Analyte: MP-DB17-S12 Cal: mp51_134-8a Results: MP51_137A-B Version: V3.6 6-JAN-2000 17:51:42
Sample text: L23368-15,, 3.834 Comments: 1,WG51889,2.0/200uL
sample size: ~~4.000000~~ conc units: pg/~~g~~ µL total toxicity: 7768.78 F1: 1.0000 F2: 1.0000

	Typ	Name	#Hom	Resp	RA		RT	Conc	Tox #1	DL	Rec	M?
1	Unk	1-OH-Naphthalene	1	3.03e+07	0.82	n	8:11	1821.205	182	277.9392	-	n
2	Unk	1-OH-Pyrene	1	3.44e+09	1.47	n	20:42	65656.611	6566	195.4294	-	n
3	Unk	3-OH-Chrysene	1	5.95e+07	2.03	n	23:00	2405.344	241	1361.6527	-	y
4	Unk	3-OH-Benz[a]anthracene	1	4.67e+06	0.90	n ✓	23:10	119.683	60	839.5752	-	y
5	Unk	7,8-OH-Benzo[a]pyrene-C	0	*	*	n	NotFnd	*	*	*	-	n
6	Unk	7,8-OH-Benzo[a]pyrene-T	0	*	*	n	NotFnd	*	*	*	-	n
7	Unk	7,8-OH-Benzo[a]pyrene-3	0	*	*	n	NotFnd	*	*	*	-	n
8	Unk	9-OH-Benzo[a]pyrene	1	2.45e+07	4.36	n	26:31	2192.863	219	38.8795	-	n
9	Unk	3-OH-Benzo[a]pyrene	1	4.63e+07	6.54	n	26:42	5013.361	501	67.0637	-	n
10	Unk	7,8-OH-Benzo[a]pyrene-4	1	6.56e+06	18.69	n	27:05	*	*	*	-	n
11	IS	13C6-1-OH-Naphthalene	1	1.74e+08	0.72	n	8:11	3725.167	-	165.6966	29.8	n
12	IS	13C6-1-OH-Pyrene	1	6.46e+08	3.57	n	20:42	10226.312	-	73.6310	81.8	n
13	IS	13C6-1-OH-BAA	1	5.00e+08	2.30	n	22:26	10202.620	-	172.5311	81.0	n
14	IS	13C6-3-OH-Chrysene	1	3.83e+08	2.13	n	22:59	6906.791	-	152.3409	✓ 54.7	n
15	IS	D11-3-OH-Benzo[a]pyrene	1	1.79e+08	7.37	n	26:37	7404.249	-	20.6714	59.5	n
16	IS	13C-CL4-OH-PCB-79	1	2.59e+07	0.78	y	20:01	2957.864	-	26.4835	118.3	n
17	IS	13C-CL4-PCB-79	0	*	*	n	NotFnd	*	-	*	Div0	n
18	RS	13C-CL4-PCB-81	1	1.04e+08	0.79	y	16:19	8.204	-	-	-	n
19	Tot	Fn1 Lock	-	-			-	-	-	-	-	n
20	Tot	Fn2 Lock	-	-			-	-	-	-	-	n
21	Tot	Fn3 Lock	-	-			-	-	-	-	-	n
22	Tot	Fn4 Lock	-	-			-	-	-	-	-	n
23	Tot	Fn4 Lock	-	-			-	-	-	-	-	n
24	Tot	Fn5 Lock	-	-			-	-	-	-	-	n
25	Tot	Fn6 Lock	-	-			-	-	-	-	-	n

x cont. ΔDL
my
1.043

PV AS 8-AUG-2015

SV by MW
11-Aug-2015

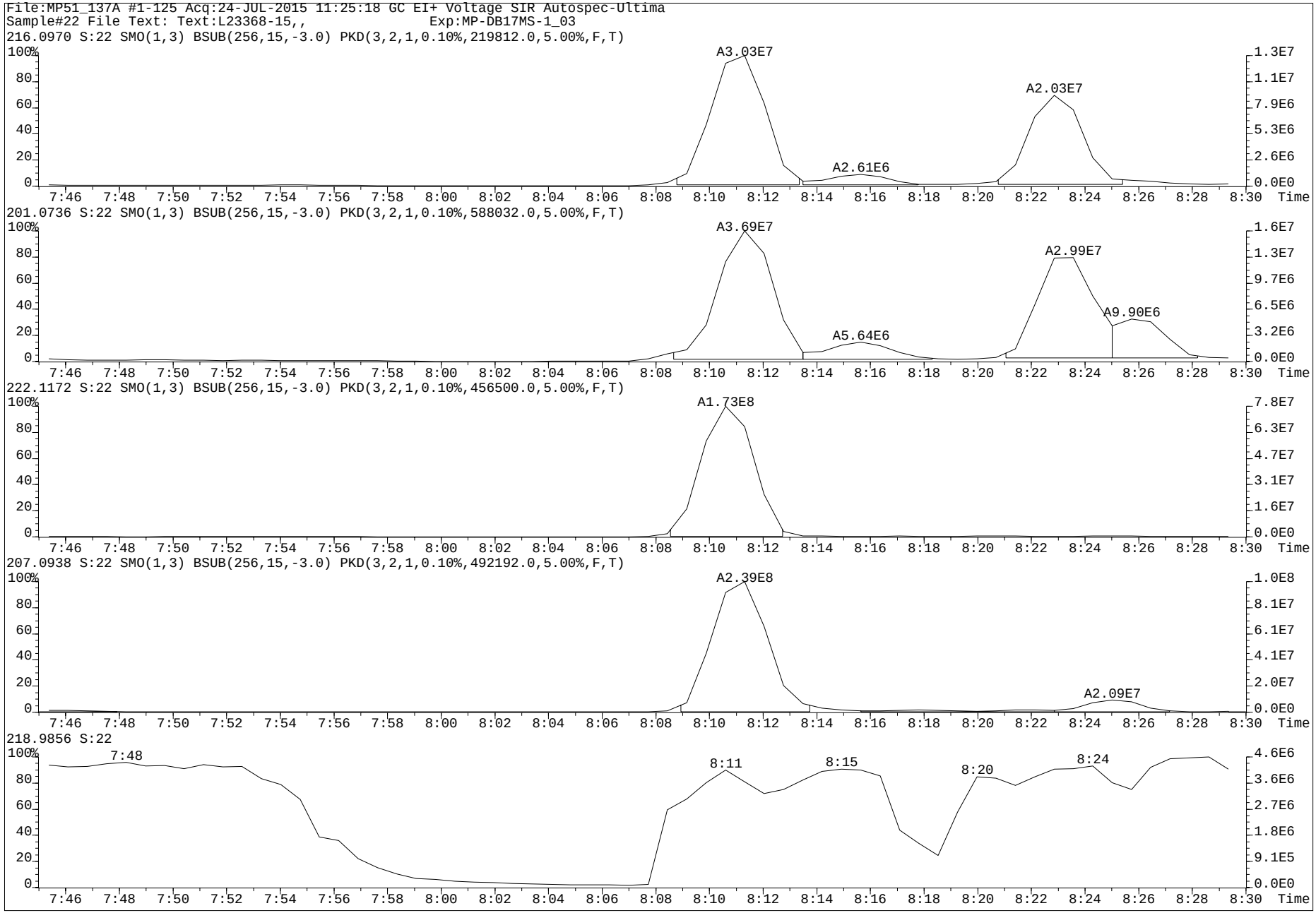
File:MP51_137A #1-125 Acq:24-JUL-2015 11:25:18 GC EI+ Voltage SIR Autospec-Ultima
Sample#22 File Text: Text:L23368-15,, Exp:MP-DB17MS-1_03
216.0970 S:22 SMO(1,3) BSUB(256,15,-3.0) PKD(3,2,1,0.10%,219812.0,5.00%,F,T)
A3.03E7
A2.03E7
A2.61E6
201.0736 S:22 SMO(1,3) BSUB(256,15,-3.0) PKD(3,2,1,0.10%,588032.0,5.00%,F,T)
A3.69E7
A2.99E7
A9.90E6
A5.64E6
222.1172 S:22 SMO(1,3) BSUB(256,15,-3.0) PKD(3,2,1,0.10%,456500.0,5.00%,F,T)
A1.73E8
207.0938 S:22 SMO(1,3) BSUB(256,15,-3.0) PKD(3,2,1,0.10%,492192.0,5.00%,F,T)
A2.39E8
A2.09E7
218.9856 S:22
7:48
8:11
8:15
8:20
8:24
Time

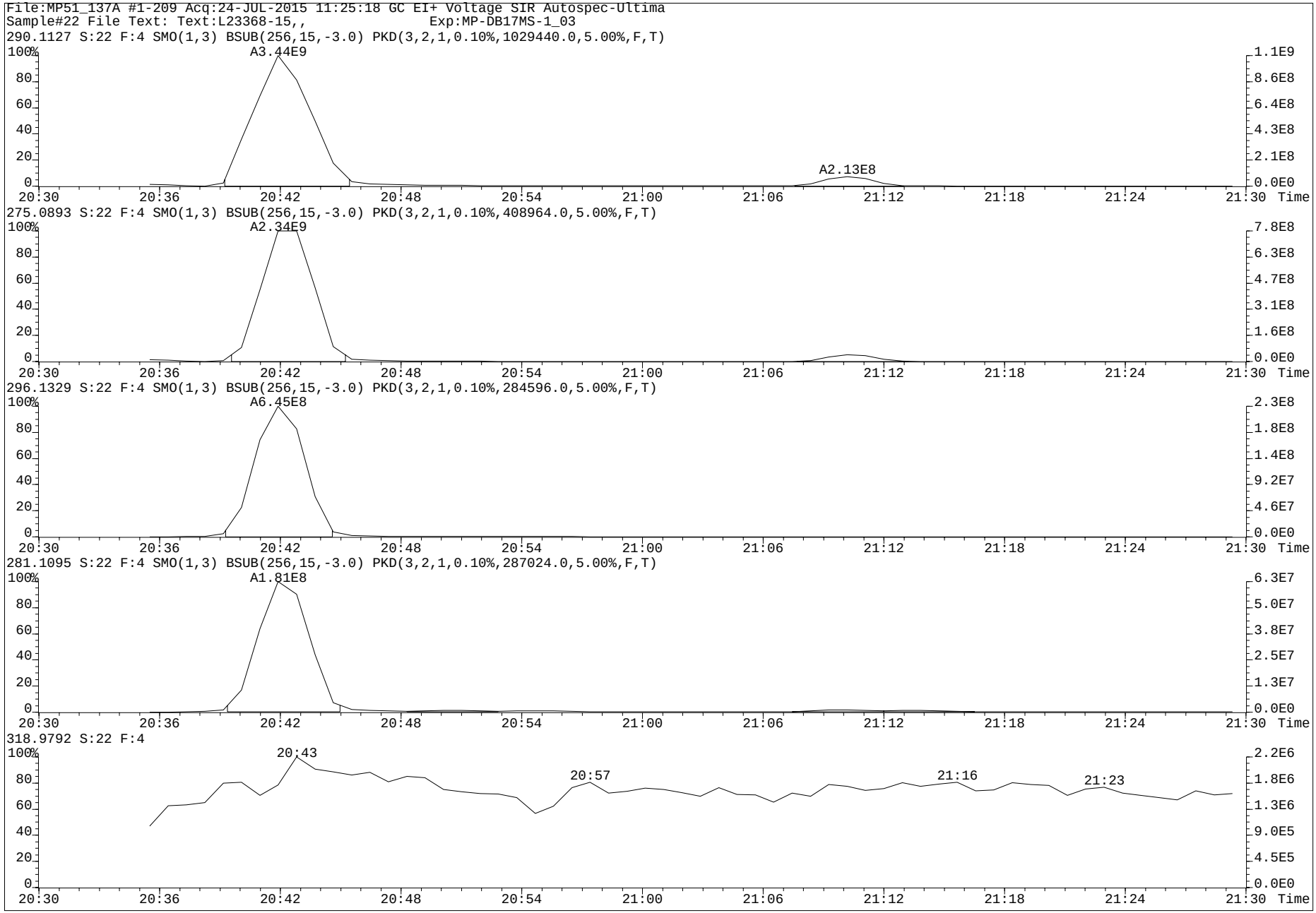
File:MP51_137A #1-209 Acq:24-JUL-2015 11:25:18 GC EI+ Voltage SIR Autospec-Ultima
Sample#22 File Text: Text:L23368-15,, Exp:MP-DB17MS-1_03
290.1127 S:22 F:4 SMO(1,3) BSUB(256,15,-3.0) PKD(3,2,1,0.10%,1029440.0,5.00%,F,T)
A3.44E9
A2.13E8
275.0893 S:22 F:4 SMO(1,3) BSUB(256,15,-3.0) PKD(3,2,1,0.10%,408964.0,5.00%,F,T)
A2.34E9
296.1329 S:22 F:4 SMO(1,3) BSUB(256,15,-3.0) PKD(3,2,1,0.10%,284596.0,5.00%,F,T)
A6.45E8
281.1095 S:22 F:4 SMO(1,3) BSUB(256,15,-3.0) PKD(3,2,1,0.10%,287024.0,5.00%,F,T)
A1.81E8
318.9792 S:22 F:4
20:43
20:57
21:16
21:23
20:30 20:36 20:42 20:48 20:54 21:00 21:06 21:12 21:18 21:24 21:30 Time

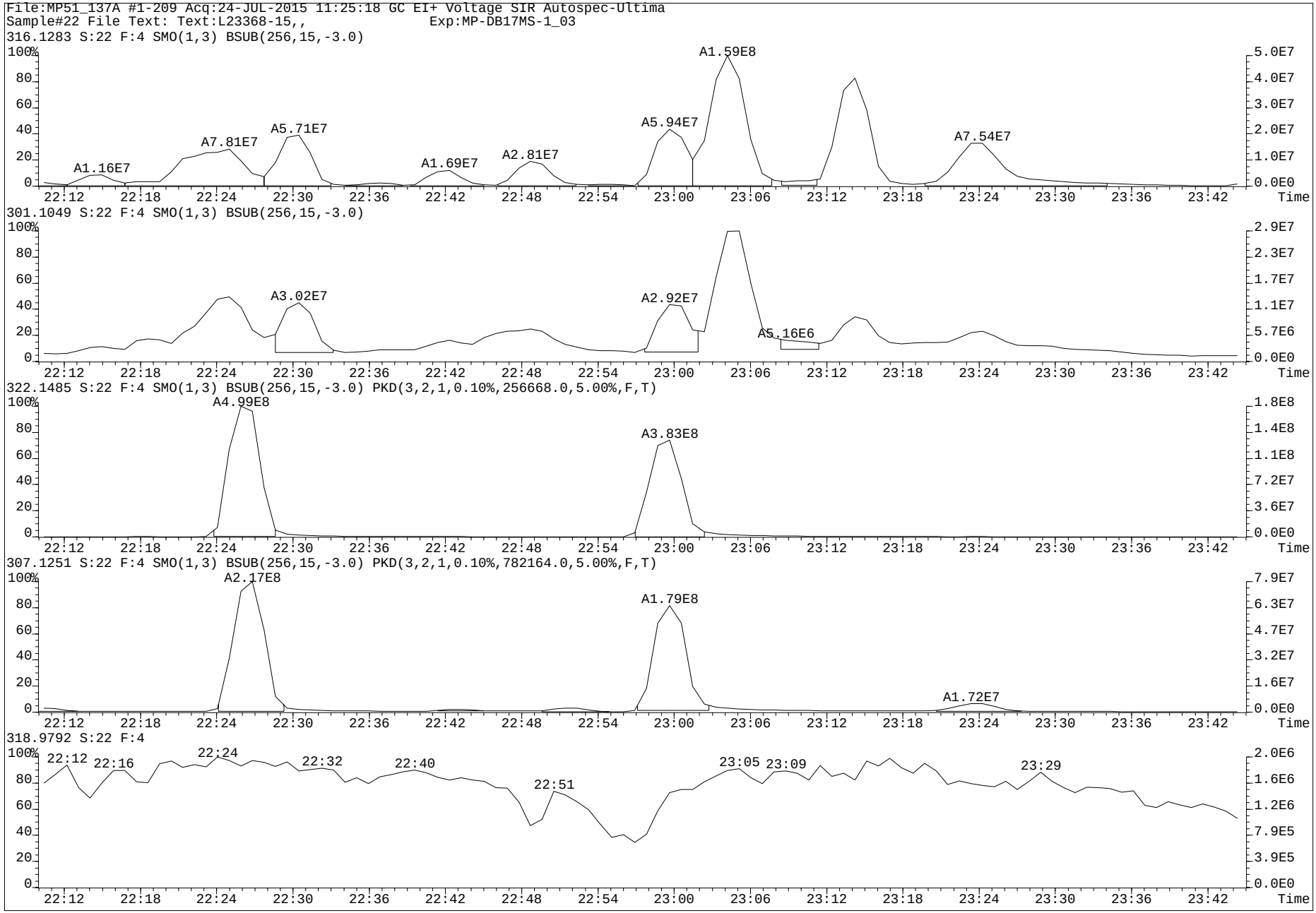
File:MP51_137A #1-209 Acq:24-JUL-2015 11:25:18 GC EI+ Voltage SIR Autospec-Ultima
Sample#22 File Text: Text:L23368-15,, Exp:MP-DB17MS-1_03
316.1283 S:22 F:4 SMO(1,3) BSUB(256,15,-3.0)
A1.16E7
A7.81E7
A5.71E7
A1.69E7
A2.81E7
A5.94E7
A1.59E8
A7.54E7
301.1049 S:22 F:4 SMO(1,3) BSUB(256,15,-3.0)
A3.02E7
A2.92E7
A5.16E6
322.1485 S:22 F:4 SMO(1,3) BSUB(256,15,-3.0) PKD(3,2,1,0.10%,256668.0,5.00%,F,T)
A4.99E8
A3.83E8
307.1251 S:22 F:4 SMO(1,3) BSUB(256,15,-3.0) PKD(3,2,1,0.10%,782164.0,5.00%,F,T)
A2.17E8
A1.79E8
A1.72E7
318.9792 S:22 F:4
22:12
22:16
22:24
22:32
22:40
22:51
23:05
23:09
23:29
Time

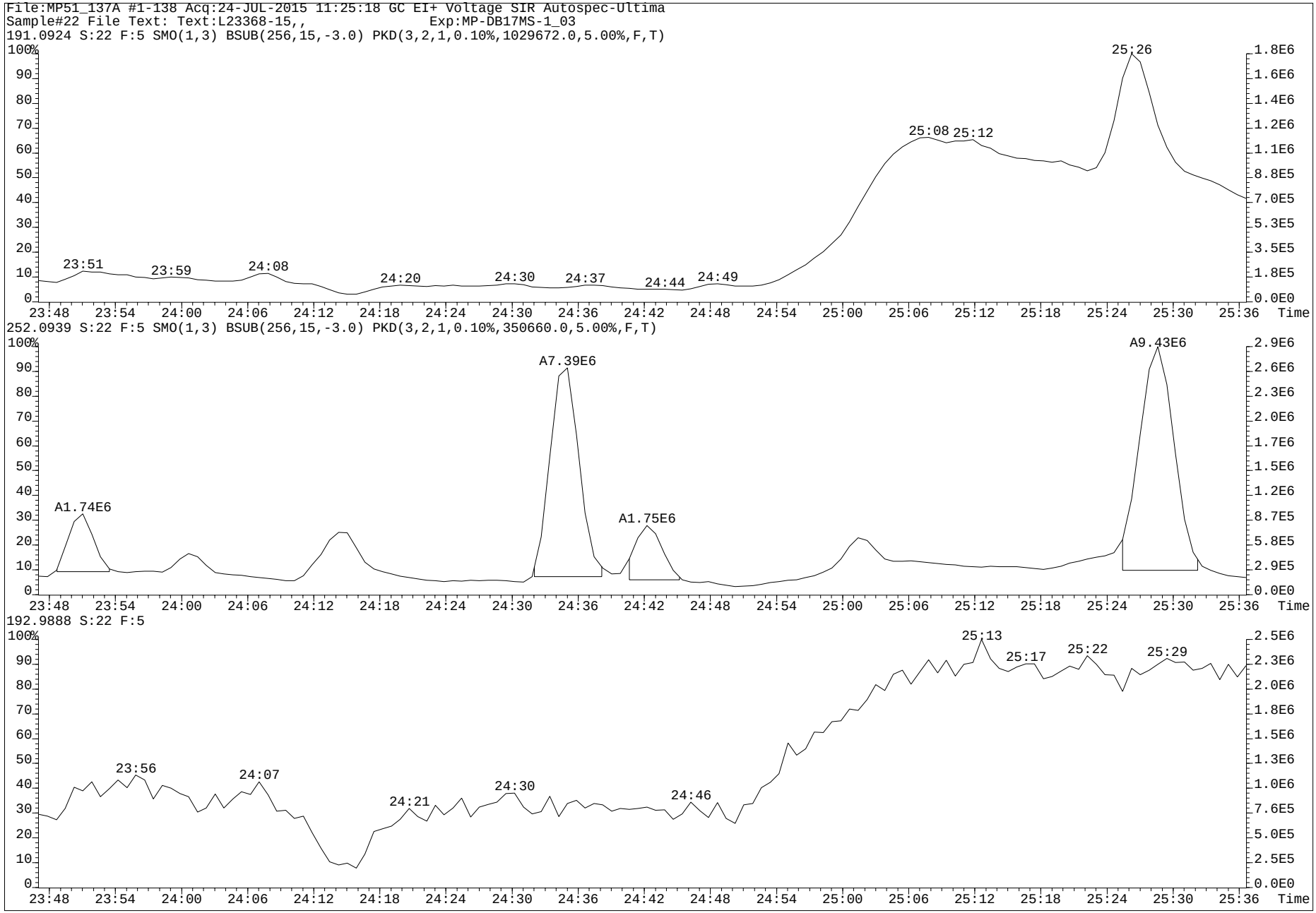
File:MP51_137A #1-138 Acq:24-JUL-2015 11:25:18 GC EI+ Voltage SIR Autospec-Ultima
Sample#22 File Text: Text:L23368-15,, Exp:MP-DB17MS-1_03
191.0924 S:22 F:5 SMO(1,3) BSUB(256,15,-3.0) PKD(3,2,1,0.10%,1029672.0,5.00%,F,T)
23:51
23:59
24:08
24:20
24:30
24:37
24:44
24:49
25:08
25:12
25:26
252.0939 S:22 F:5 SMO(1,3) BSUB(256,15,-3.0) PKD(3,2,1,0.10%,350660.0,5.00%,F,T)
A1.74E6
A7.39E6
A1.75E6
A9.43E6
192.9888 S:22 F:5
23:56
24:07
24:21
24:30
24:46
25:13
25:17
25:22
25:29
Time

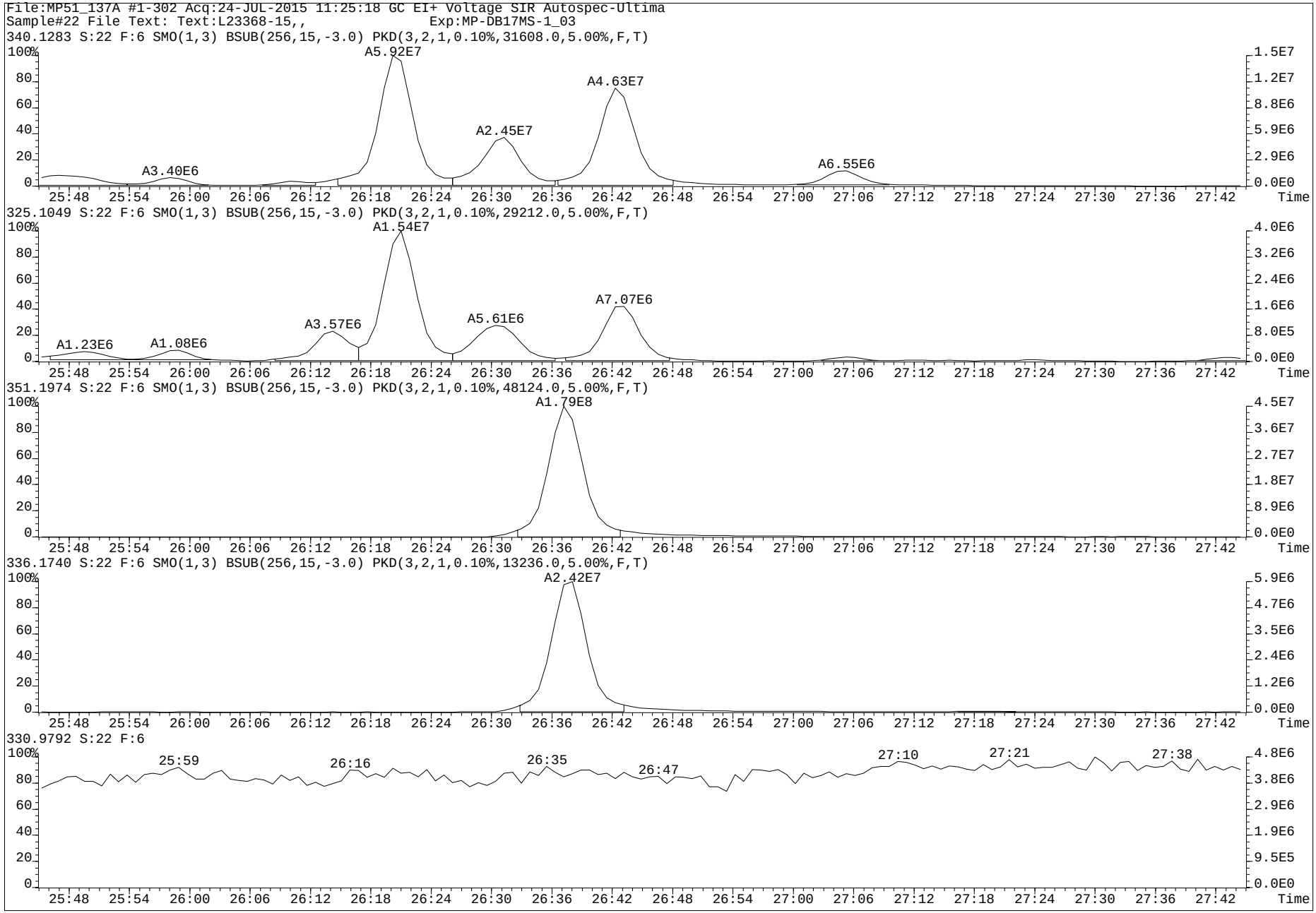
File:MP51_137A #1-302 Acq:24-JUL-2015 11:25:18 GC EI+ Voltage SIR Autospec-Ultima
Sample#22 File Text: Text:L23368-15,, Exp:MP-DB17MS-1_03
340.1283 S:22 F:6 SMO(1,3) BSUB(256,15,-3.0) PKD(3,2,1,0.10%,31608.0,5.00%,F,T)
A5.92E7
A4.63E7
A2.45E7
A3.40E6
A6.55E6
325.1049 S:22 F:6 SMO(1,3) BSUB(256,15,-3.0) PKD(3,2,1,0.10%,29212.0,5.00%,F,T)
A1.54E7
A7.07E6
A3.57E6
A5.61E6
A1.23E6
A1.08E6
351.1974 S:22 F:6 SMO(1,3) BSUB(256,15,-3.0) PKD(3,2,1,0.10%,48124.0,5.00%,F,T)
A1.79E8
336.1740 S:22 F:6 SMO(1,3) BSUB(256,15,-3.0) PKD(3,2,1,0.10%,13236.0,5.00%,F,T)
A2.42E7
330.9792 S:22 F:6
25:59
26:16
26:35
26:47
27:10
27:21
27:38
Time

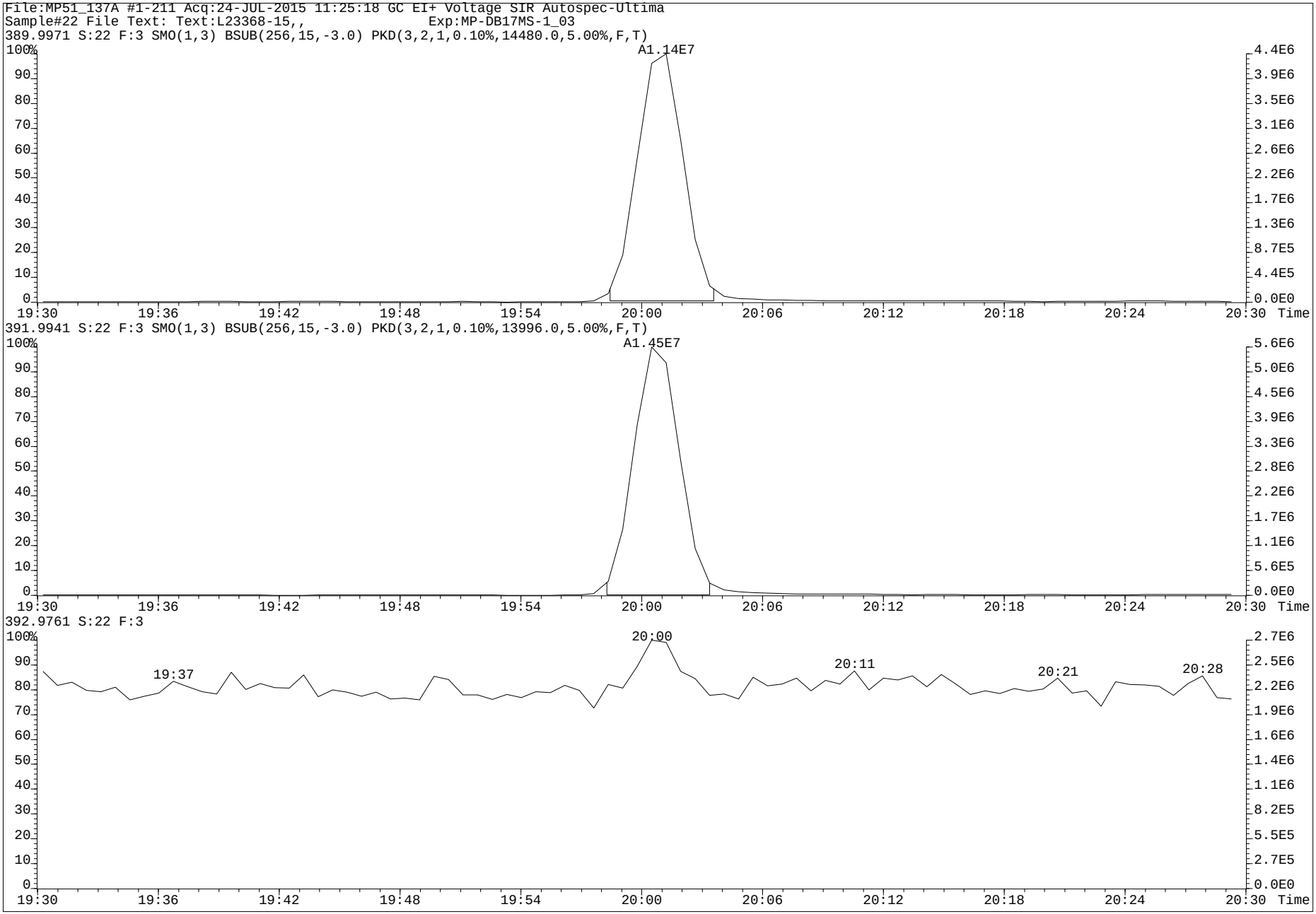
File:MP51_137A #1-211 Acq:24-JUL-2015 11:25:18 GC EI+ Voltage SIR Autospec-Ultima
Sample#22 File Text: Text:L23368-15,, Exp:MP-DB17MS-1_03
389.9971 S:22 F:3 SMO(1,3) BSUB(256,15,-3.0) PKD(3,2,1,0.10%,14480.0,5.00%,F,T)
A1.14E7
391.9941 S:22 F:3 SMO(1,3) BSUB(256,15,-3.0) PKD(3,2,1,0.10%,13996.0,5.00%,F,T)
A1.45E7
392.9761 S:22 F:3
19:37
20:00
20:11
20:21
20:28
Time

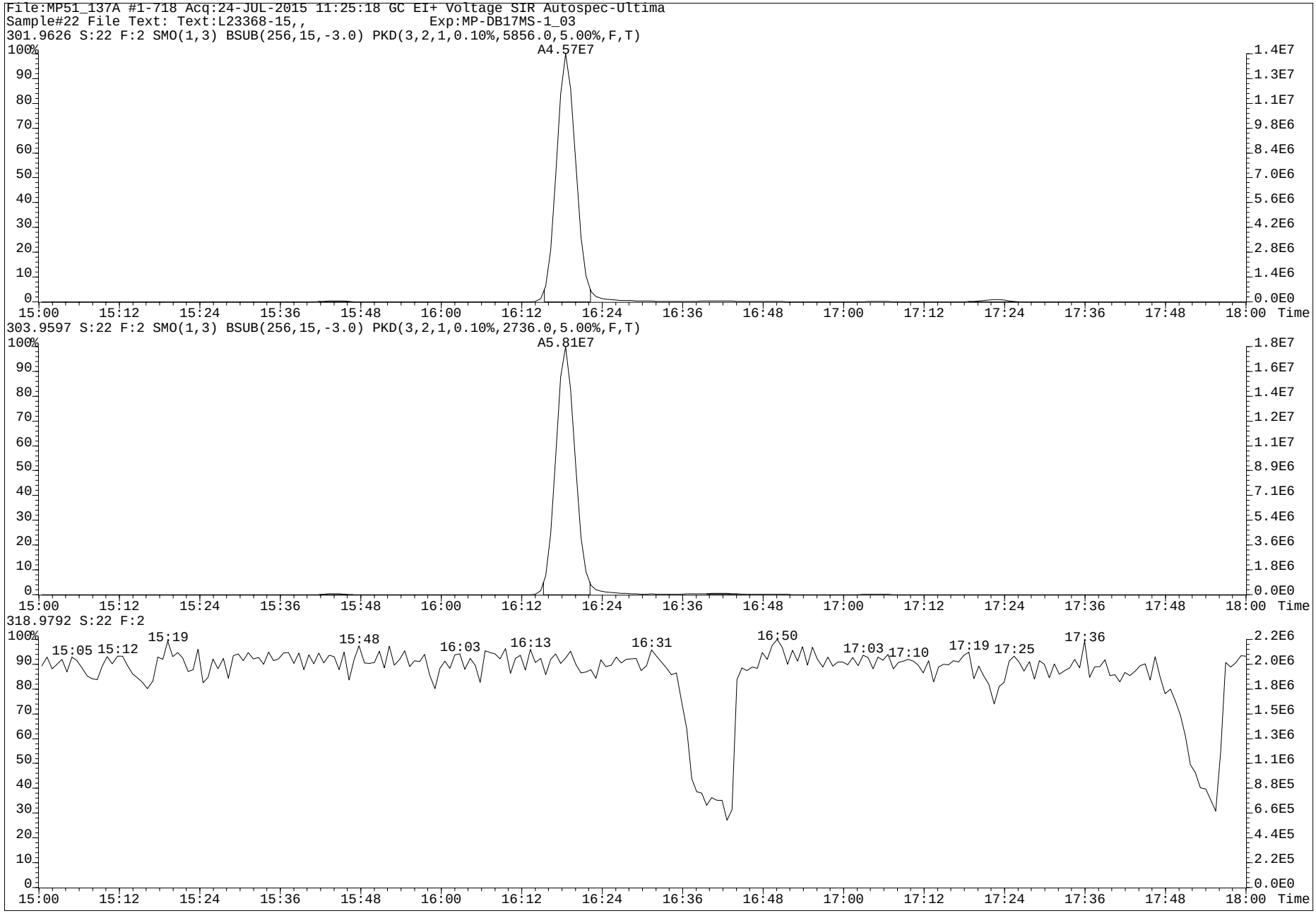
File:MP51_137A #1-718 Acq:24-JUL-2015 11:25:18 GC EI+ Voltage SIR Autospec-Ultima
Sample#22 File Text: Text:L23368-15,, Exp:MP-DB17MS-1_03
301.9626 S:22 F:2 SMO(1,3) BSUB(256,15,-3.0) PKD(3,2,1,0.10%,5856.0,5.00%,F,T)
A4.57E7
303.9597 S:22 F:2 SMO(1,3) BSUB(256,15,-3.0) PKD(3,2,1,0.10%,2736.0,5.00%,F,T)
A5.81E7
318.9792 S:22 F:2
15:05 15:12 15:19 15:48 16:03 16:13 16:31 16:50 17:03 17:10 17:19 17:25 17:36
Time

www.axysanalytical.com

Run #14 Filename MP51_137A S: 23 I: 1 Acquired: 24-JUL-15 11:59:25 Processed: 24-JUL-15 13:53:37
Run: mp51_137a-a Analyte: MP-DB17-S12 Cal: mp51_134-8a Results: MP51_137A-B Version: V3.6 6-JAN-2000 17:51:42
Sample text: L23368-16,, 3.842 Comments: 1,WG51889,2.0/200uL
sample size: ~~4.009000~~ conc units: pg/~~ul~~ total toxicity: 6959.81 F1: 1.0000 F2: 1.0000

	Typ	Name	#Hom	Resp	RA		RT	Conc	Tox #1	DL	Rec	M?
1	Unk	1-OH-Naphthalene	1	2.26e+07	0.85	n	8:11	1346.841	135	329.7299	-	n
2	Unk	1-OH-Pyrene	1	3.09e+09	1.76	n	20:41	61033.411	6103	192.0454	-	n
3	Unk	3-OH-Chrysene	1	4.18e+07	1.66	n	22:59	1606.387	161	621.9753	-	n
4	Unk	3-OH-Benz[a]anthracene	1	2.49e+06	0.78	n	23:09	67.685	34	423.1024	-	y
5	Unk	7,8-OH-Benzo[a]pyrene-C	0	*	*	n	NotFnd	*	*	*	-	n
6	Unk	7,8-OH-Benzo[a]pyrene-T	0	*	*	n	NotFnd	*	*	*	-	n
7	Unk	7,8-OH-Benzo[a]pyrene-3	0	*	*	n	NotFnd	*	*	*	-	n
8	Unk	9-OH-Benzo[a]pyrene	1	1.97e+07	5.06	n	26:30	1678.061	168	41.0296	-	n
9	Unk	3-OH-Benzo[a]pyrene	1	3.56e+07	6.40	n	26:42	3594.959	359	65.6743	-	n
10	Unk	7,8-OH-Benzo[a]pyrene-4	1	5.40e+06	13.38	n	27:05	*	*	*	-	n
11	IS	13C6-1-OH-Naphthalene	1	1.74e+08	0.76	n	8:11	3817.869	-	60.8240	30.6	n
12	IS	13C6-1-OH-Pyrene	1	6.23e+08	3.49	n	20:41	10057.686	-	47.1898	80.6	n
13	IS	13C6-1-OH-BAA	1	4.71e+08	2.33	n	22:26	9795.553	-	108.5532	77.9	n
14	IS	13C6-3-OH-Chrysene	1	4.02e+08	2.17	n	22:59	7385.993	-	95.8500	58.6	n
15	IS	D11-3-OH-Benzo[a]pyrene	1	1.91e+08	7.25	n	26:37	8080.828	-	17.7723	65.1	n
16	IS	13C-CL4-OH-PCB-79	1	2.53e+07	0.78	y	20:00	2953.899	-	27.8635	118.4	n
17	IS	13C-CL4-PCB-79	0	*	*	n	NotFnd	*	-	*	Div0	n
18	RS	13C-CL4-PCB-81	1	1.02e+08	0.78	y	16:18	8.010	-	-	-	n
19	Tot	Fn1 Lock	-	-			-	-	-	-	-	n
20	Tot	Fn2 Lock	-	-			-	-	-	-	-	n
21	Tot	Fn3 Lock	-	-			-	-	-	-	-	n
22	Tot	Fn4 Lock	-	-			-	-	-	-	-	n
23	Tot	Fn4 Lock	-	-			-	-	-	-	-	n
24	Tot	Fn5 Lock	-	-			-	-	-	-	-	n
25	Tot	Fn6 Lock	-	-			-	-	-	-	-	n

x conc. + DC
by
1.043

PV AS 8-AUG-2015

SV by MW
11-Aug-2015

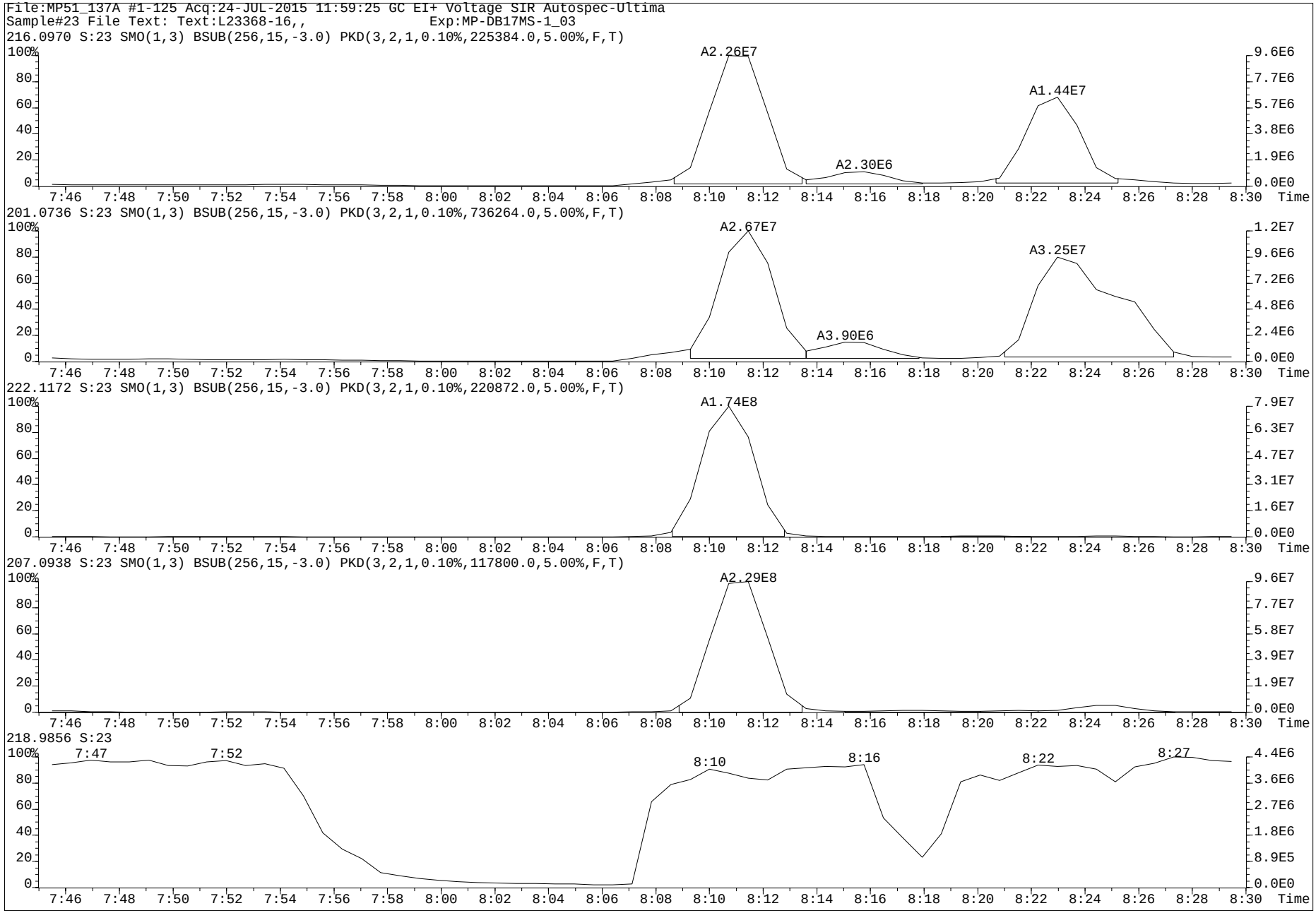
File:MP51_137A #1-125 Acq:24-JUL-2015 11:59:25 GC EI+ Voltage SIR Autospec-Ultima
Sample#23 File Text: Text:L23368-16,, Exp:MP-DB17MS-1_03
216.0970 S:23 SMO(1,3) BSUB(256,15,-3.0) PKD(3,2,1,0.10%,225384.0,5.00%,F,T)
A2.26E7
A1.44E7
A2.30E6
201.0736 S:23 SMO(1,3) BSUB(256,15,-3.0) PKD(3,2,1,0.10%,736264.0,5.00%,F,T)
A2.67E7
A3.25E7
A3.90E6
222.1172 S:23 SMO(1,3) BSUB(256,15,-3.0) PKD(3,2,1,0.10%,220872.0,5.00%,F,T)
A1.74E8
207.0938 S:23 SMO(1,3) BSUB(256,15,-3.0) PKD(3,2,1,0.10%,117800.0,5.00%,F,T)
A2.29E8
218.9856 S:23
7:47
7:52
8:10
8:16
8:22
8:27
Time

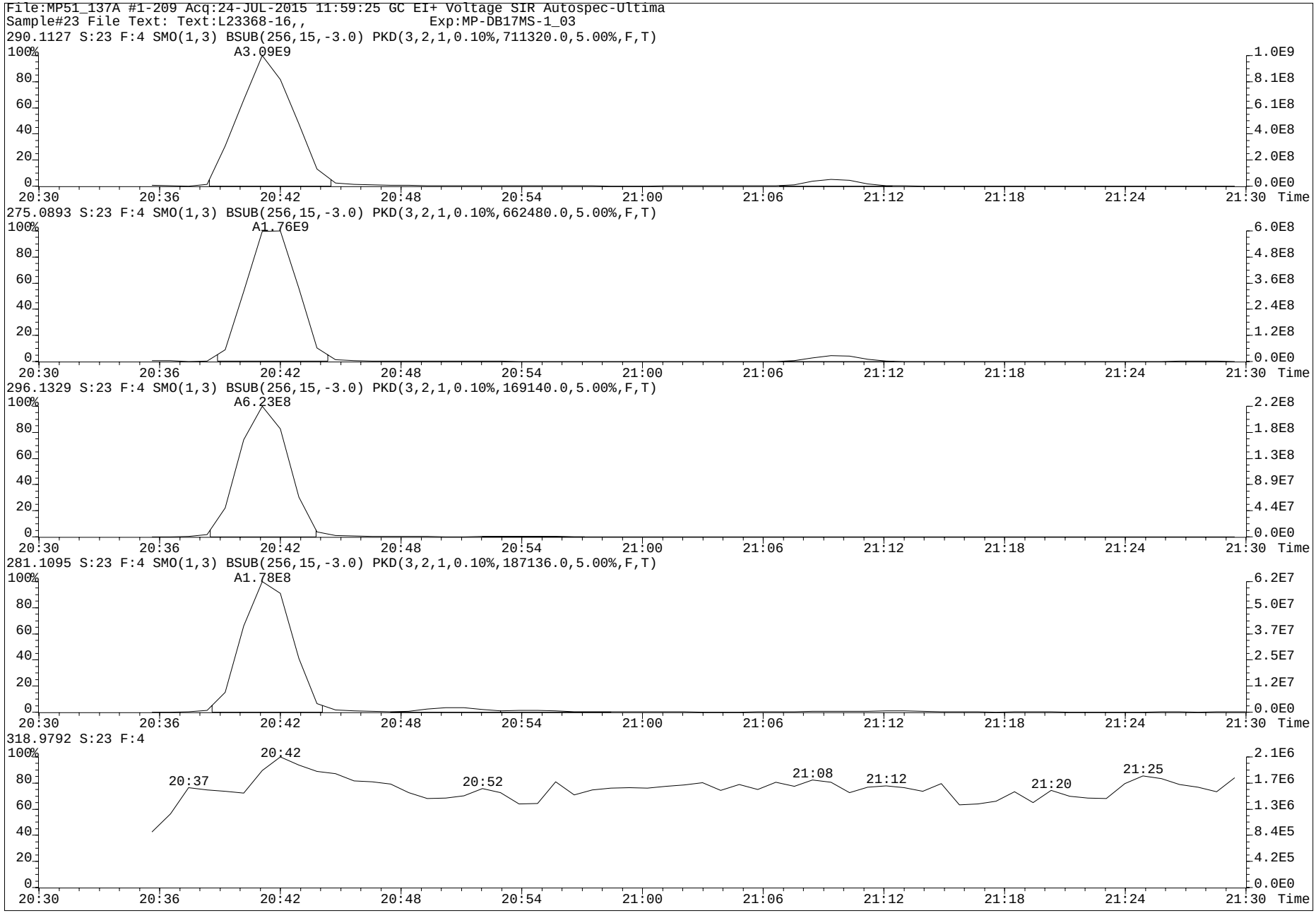
File:MP51_137A #1-209 Acq:24-JUL-2015 11:59:25 GC EI+ Voltage SIR Autospec-Ultima
Sample#23 File Text: Text:L23368-16,, Exp:MP-DB17MS-1_03
290.1127 S:23 F:4 SMO(1,3) BSUB(256,15,-3.0) PKD(3,2,1,0.10%,711320.0,5.00%,F,T)
A3.09E9
275.0893 S:23 F:4 SMO(1,3) BSUB(256,15,-3.0) PKD(3,2,1,0.10%,662480.0,5.00%,F,T)
A1.76E9
296.1329 S:23 F:4 SMO(1,3) BSUB(256,15,-3.0) PKD(3,2,1,0.10%,169140.0,5.00%,F,T)
A6.23E8
281.1095 S:23 F:4 SMO(1,3) BSUB(256,15,-3.0) PKD(3,2,1,0.10%,187136.0,5.00%,F,T)
A1.78E8
318.9792 S:23 F:4
20:37
20:42
20:52
21:08
21:12
21:20
21:25
Time

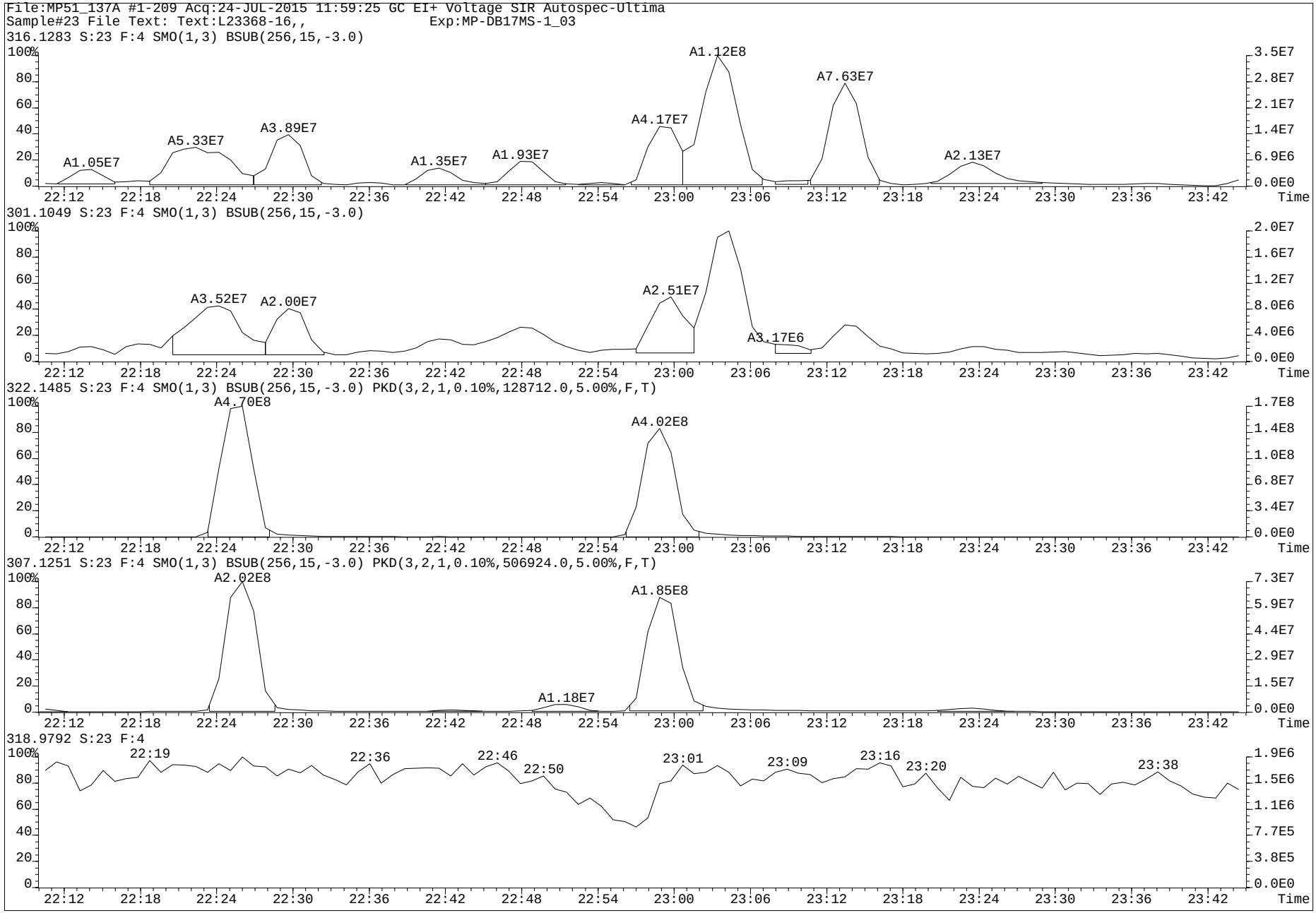
File:MP51_137A #1-209 Acq:24-JUL-2015 11:59:25 GC EI+ Voltage SIR Autospec-Ultima
Sample#23 File Text: Text:L23368-16,, Exp:MP-DB17MS-1_03
316.1283 S:23 F:4 SMO(1,3) BSUB(256,15,-3.0)
A1.05E7
A5.33E7
A3.89E7
A1.35E7
A1.93E7
A4.17E7
A1.12E8
A7.63E7
A2.13E7
301.1049 S:23 F:4 SMO(1,3) BSUB(256,15,-3.0)
A3.52E7
A2.00E7
A2.51E7
A3.17E6
322.1485 S:23 F:4 SMO(1,3) BSUB(256,15,-3.0) PKD(3,2,1,0.10%,128712.0,5.00%,F,T)
A4.70E8
A4.02E8
307.1251 S:23 F:4 SMO(1,3) BSUB(256,15,-3.0) PKD(3,2,1,0.10%,506924.0,5.00%,F,T)
A2.02E8
A1.85E8
A1.18E7
318.9792 S:23 F:4
22:19
22:36
22:46
22:50
23:01
23:09
23:16
23:20
23:38
Time

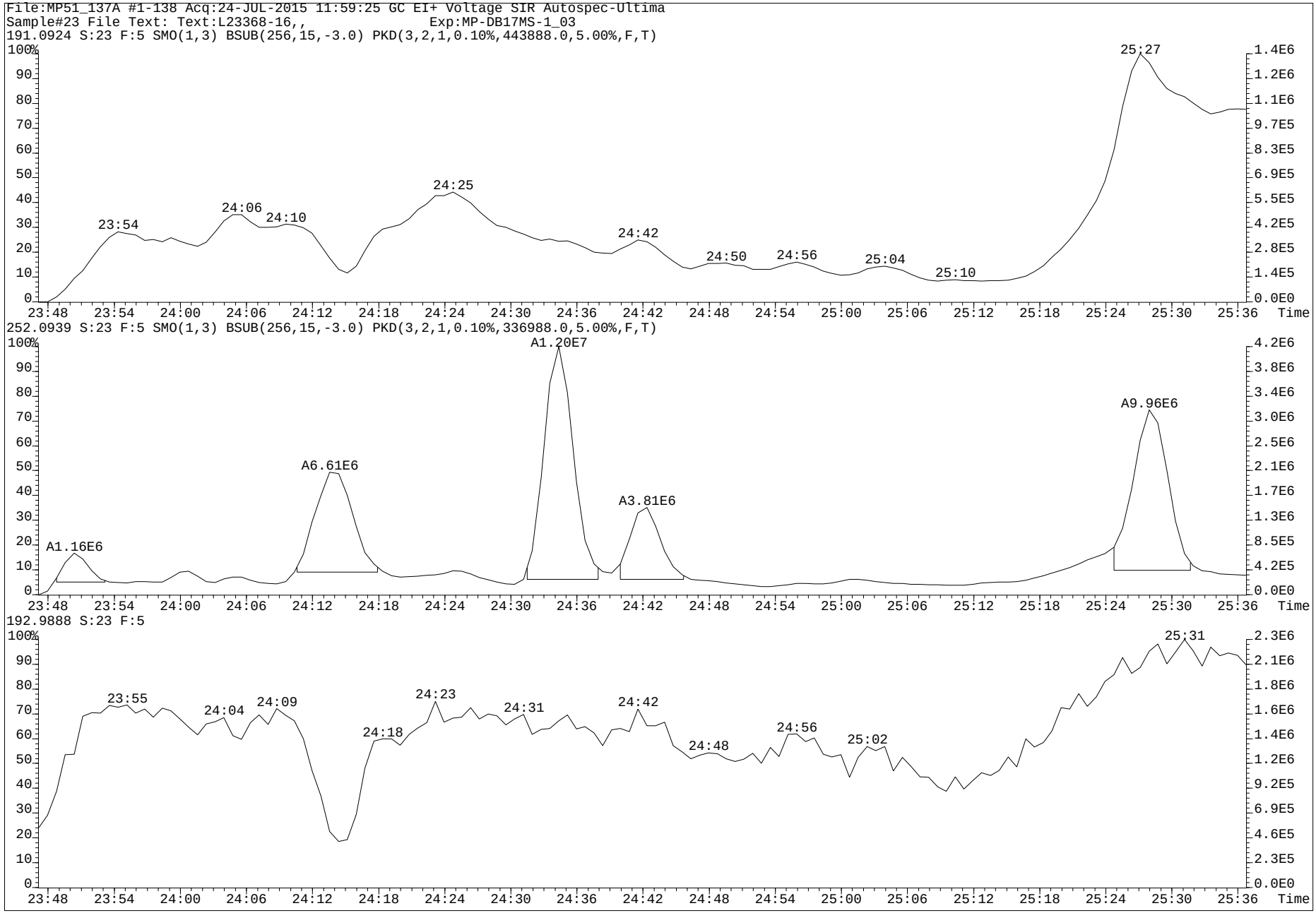
File:MP51_137A #1-138 Acq:24-JUL-2015 11:59:25 GC EI+ Voltage SIR Autospec-Ultima
Sample#23 File Text: Text:L23368-16,, Exp:MP-DB17MS-1_03
191.0924 S:23 F:5 SMO(1,3) BSUB(256,15,-3.0) PKD(3,2,1,0.10%,443888.0,5.00%,F,T)
23:54
24:06
24:10
24:25
24:42
24:50
24:56
25:04
25:10
25:27
252.0939 S:23 F:5 SMO(1,3) BSUB(256,15,-3.0) PKD(3,2,1,0.10%,336988.0,5.00%,F,T)
A1.16E6
A6.61E6
A1.20E7
A3.81E6
A9.96E6
192.9888 S:23 F:5
23:55
24:04
24:09
24:18
24:23
24:31
24:42
24:48
24:56
25:02
25:31
Time

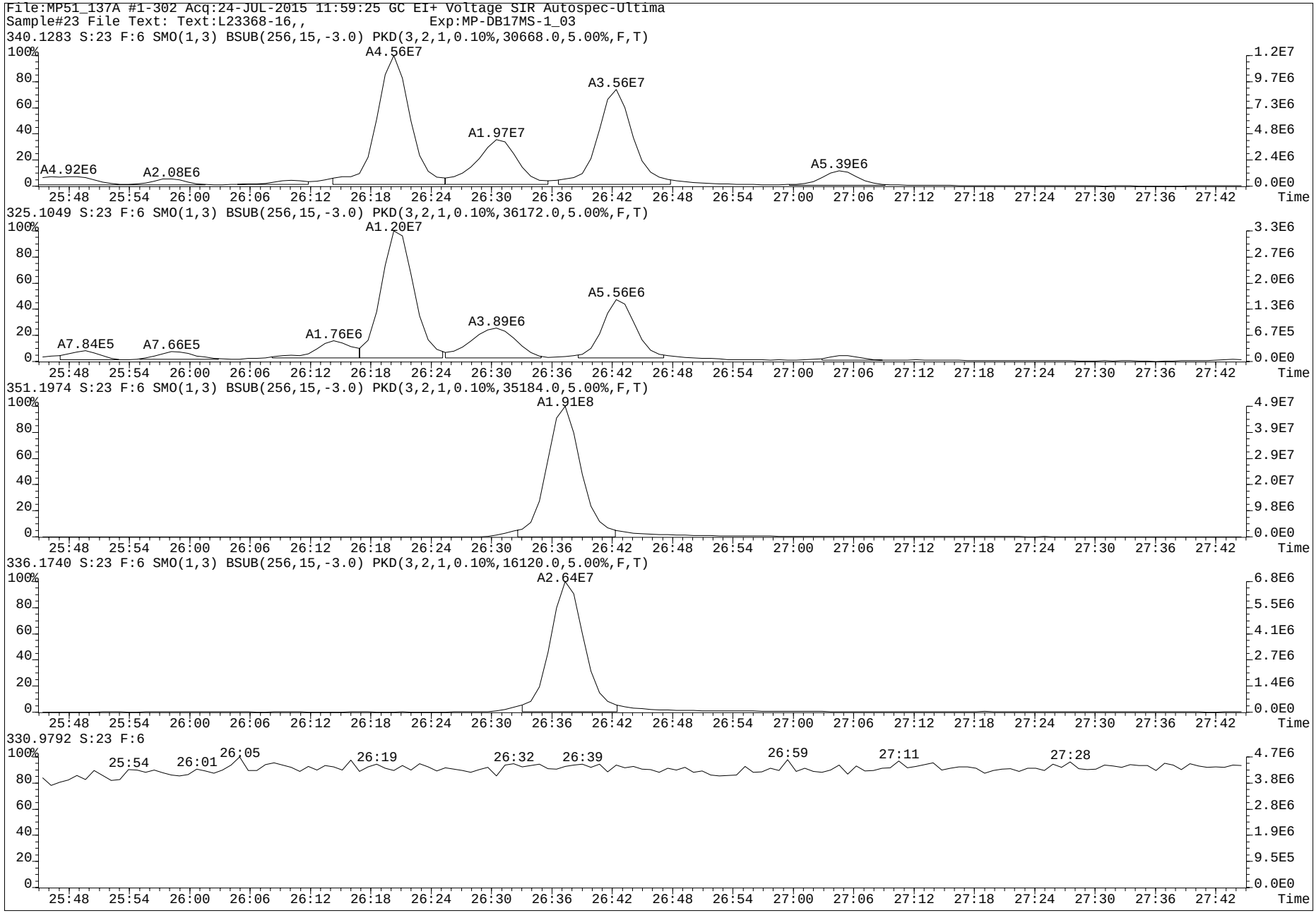
File:MP51_137A #1-302 Acq:24-JUL-2015 11:59:25 GC EI+ Voltage SIR Autospec-Ultima
Sample#23 File Text: Text:L23368-16,, Exp:MP-DB17MS-1_03
340.1283 S:23 F:6 SMO(1,3) BSUB(256,15,-3.0) PKD(3,2,1,0.10%,30668.0,5.00%,F,T)
A4.56E7
A3.56E7
A1.97E7
A4.92E6
A2.08E6
A5.39E6
325.1049 S:23 F:6 SMO(1,3) BSUB(256,15,-3.0) PKD(3,2,1,0.10%,36172.0,5.00%,F,T)
A1.20E7
A5.56E6
A3.89E6
A1.76E6
A7.84E5
A7.66E5
351.1974 S:23 F:6 SMO(1,3) BSUB(256,15,-3.0) PKD(3,2,1,0.10%,35184.0,5.00%,F,T)
A1.91E8
336.1740 S:23 F:6 SMO(1,3) BSUB(256,15,-3.0) PKD(3,2,1,0.10%,16120.0,5.00%,F,T)
A2.64E7
330.9792 S:23 F:6
25:54
26:01
26:05
26:19
26:32
26:39
26:59
27:11
27:28
Time

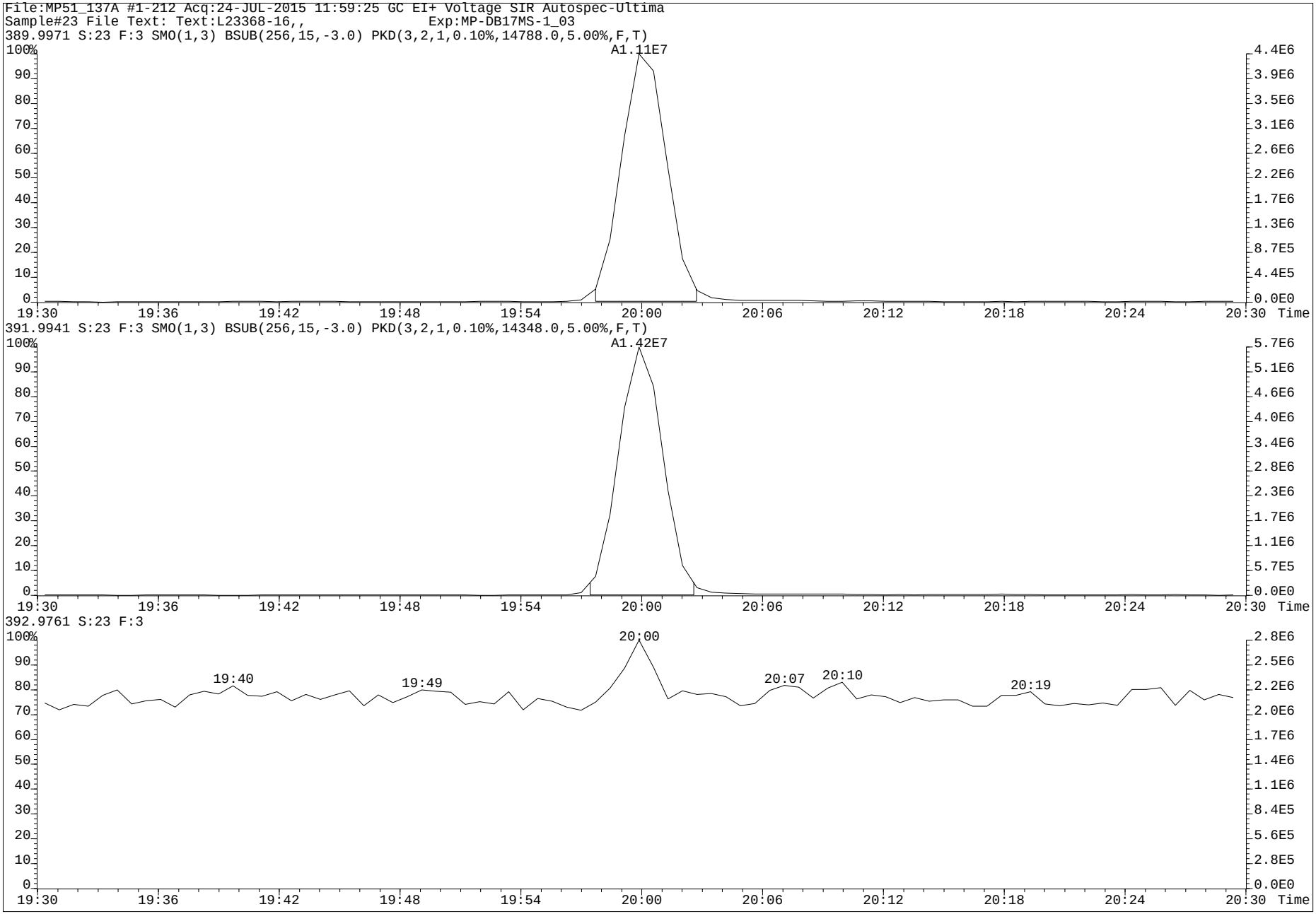
File:MP51_137A #1-212 Acq:24-JUL-2015 11:59:25 GC EI+ Voltage SIR Autospec-Ultima
Sample#23 File Text: Text:L23368-16,, Exp:MP-DB17MS-1_03
389.9971 S:23 F:3 SMO(1,3) BSUB(256,15,-3.0) PKD(3,2,1,0.10%,14788.0,5.00%,F,T)
A1.11E7
391.9941 S:23 F:3 SMO(1,3) BSUB(256,15,-3.0) PKD(3,2,1,0.10%,14348.0,5.00%,F,T)
A1.42E7
392.9761 S:23 F:3
20:00
19:40
19:49
20:07
20:10
20:19
Time

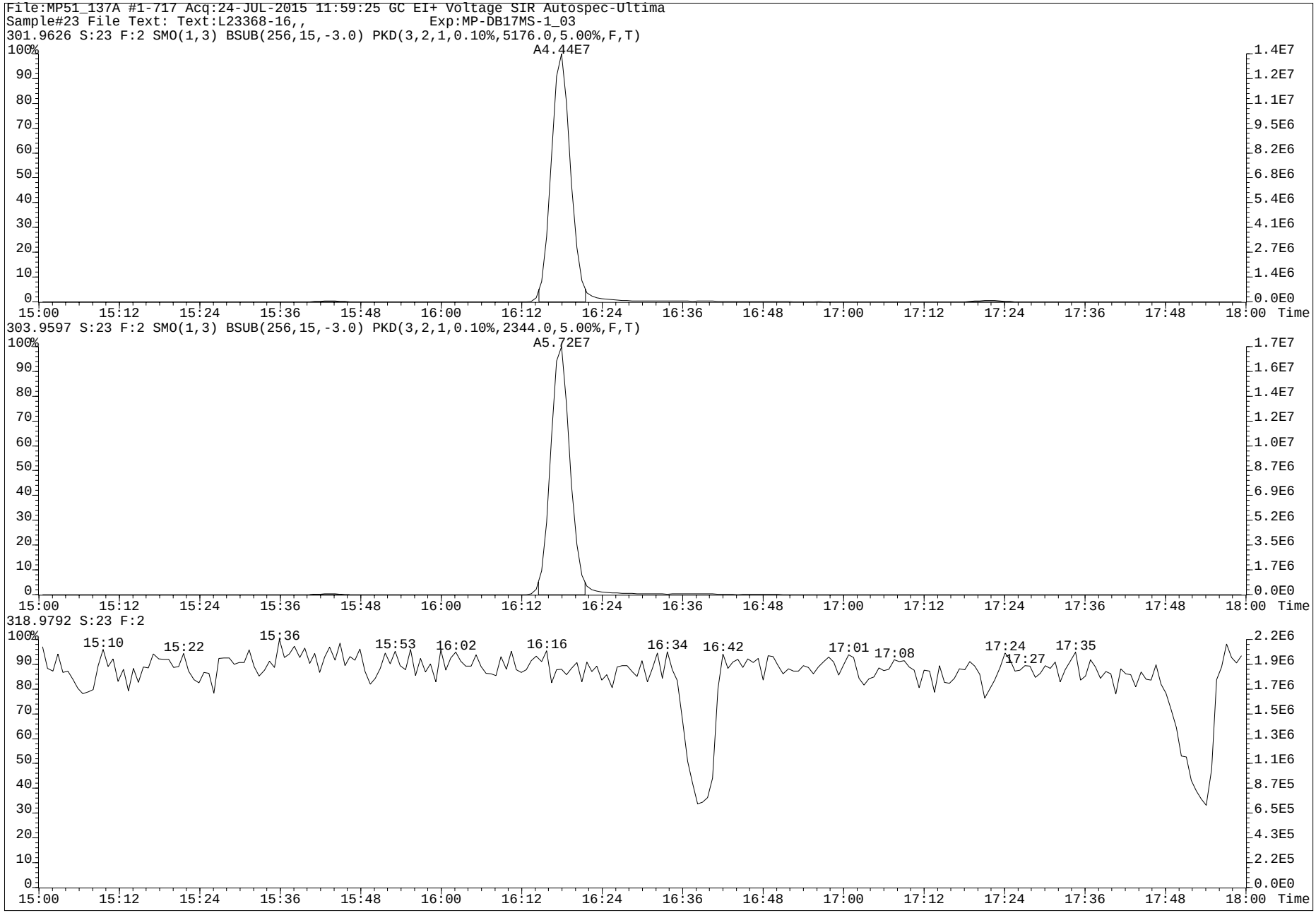
File:MP51_137A #1-717 Acq:24-JUL-2015 11:59:25 GC EI+ Voltage SIR Autospec-Ultima
Sample#23 File Text: Text:L23368-16,, Exp:MP-DB17MS-1_03
301.9626 S:23 F:2 SMO(1,3) BSUB(256,15,-3.0) PKD(3,2,1,0.10%,5176.0,5.00%,F,T)
A4.44E7
303.9597 S:23 F:2 SMO(1,3) BSUB(256,15,-3.0) PKD(3,2,1,0.10%,2344.0,5.00%,F,T)
A5.72E7
318.9792 S:23 F:2
15:10
15:22
15:36
15:53
16:02
16:16
16:34
16:42
17:01
17:08
17:24
17:27
17:35
Time

www.axysanalytical.com

Run #15 Filename MP51_137A S: 24 I: 1 Acquired: 24-JUL-15 12:33:26 Processed: 24-JUL-15 13:53:38
Run: mp51_137a-a Analyte: MP-DB17-S12 Cal: mp51_134-8a Results: MP51_137A-B Version: V3.6 6-JAN-2000 17:51:42
Sample text: L23368-17,, 3.857 Comments: 1,WG51889,2.0/200uL
sample size: ~~4.004000~~ conc units: pg/~~g~~mL total toxicity: 108787» F1: 1.0000 F2: 1.0000

	Typ	Name	#Hom	Resp	RA		RT	Conc	Tox #1	DL	Rec	M?
1	Unk	1-OH-Naphthalene	1	2.58e+08	0.85	n	8:11	15775.765	1578	393.2109	-	n
2	Unk	1-OH-Pyrene	1	8.86e+09	1.16	n	20:44	292620.348	29262	3817.5081	-	y
3	Unk	3-OH-Chrysene	1	2.25e+09	2.36	n	23:00	90570.198	9057	6021.0490	-	y
4	Unk	3-OH-Benz[a]anthracene	1	3.52e+08	1.91	n	23:11	9359.360	4680	3769.7808	-	y
5	Unk	7,8-OH-Benzo[a]pyrene-C	0	*	*	n	NotFnd	*	*	*	-	n
6	Unk	7,8-OH-Benzo[a]pyrene-T	0	*	*	n	NotFnd	*	*	*	-	n
7	Unk	7,8-OH-Benzo[a]pyrene-3	1	6.42e+08	4.59	n	26:15	*	*	*	-	n
8	Unk	9-OH-Benzo[a]pyrene	1	2.42e+09	6.55	n	26:36	216251.842	21625	902.8283	-	n
9	Unk	o 3-OH-Benzo[a]pyrene	1	4.39e+09	5.26	n	26:47	425861.926	42586	1420.0727	OLR	n
10	Unk	7,8-OH-Benzo[a]pyrene-4	1	8.37e+08	9.96	n	27:09	*	*	*	-	n
11	IS	13C6-1-OH-Naphthalene	1	1.70e+08	0.73	n	8:10	3361.879	-	295.6591	26.9	n
12	IS	13C6-1-OH-Pyrene	1	3.73e+08	3.59	n	20:44	5429.912	-	176.8882	43.5	n
13	IS	13C6-1-OH-BAA	1	4.81e+08	2.51	n	22:27	9031.798	-	724.8474	71.8	n
14	IS	13C6-3-OH-Chrysene	1	3.84e+08	2.32	n	23:00	6361.336	-	640.0234	50.4	n
15	IS	o D11-3-OH-Benzo[a]pyrene	1	1.99e+08	7.25	n	26:42	7590.245	-	14.0098	61.1	n
16	IS	13C-CL4-OH-PCB-79	1	2.97e+07	0.79	y	20:04	3120.472	-	32.7736	124.9	n
17	IS	13C-CL4-PCB-79	0	*	*	n	NotFnd	*	-	*	Div0	n
18	RS	13C-CL4-PCB-81	1	1.13e+08	0.78	y	16:18	8.906	-	-	-	n
19	Tot	Fn1 Lock	-	-			-	-	-	-	-	n
20	Tot	Fn2 Lock	-	-			-	-	-	-	-	n
21	Tot	Fn3 Lock	-	-			-	-	-	-	-	n
22	Tot	Fn4 Lock	-	-			-	-	-	-	-	n
23	Tot	Fn4 Lock	-	-			-	-	-	-	-	n
24	Tot	Fn5 Lock	-	-			-	-	-	-	-	n
25	Tot	Fn6 Lock	-	-			-	-	-	-	-	n

x calc. LDL by 1.043

o Report from 'x' dilution.

PV AS 8-AUG-2015

SV by MW 11-Aug-2015

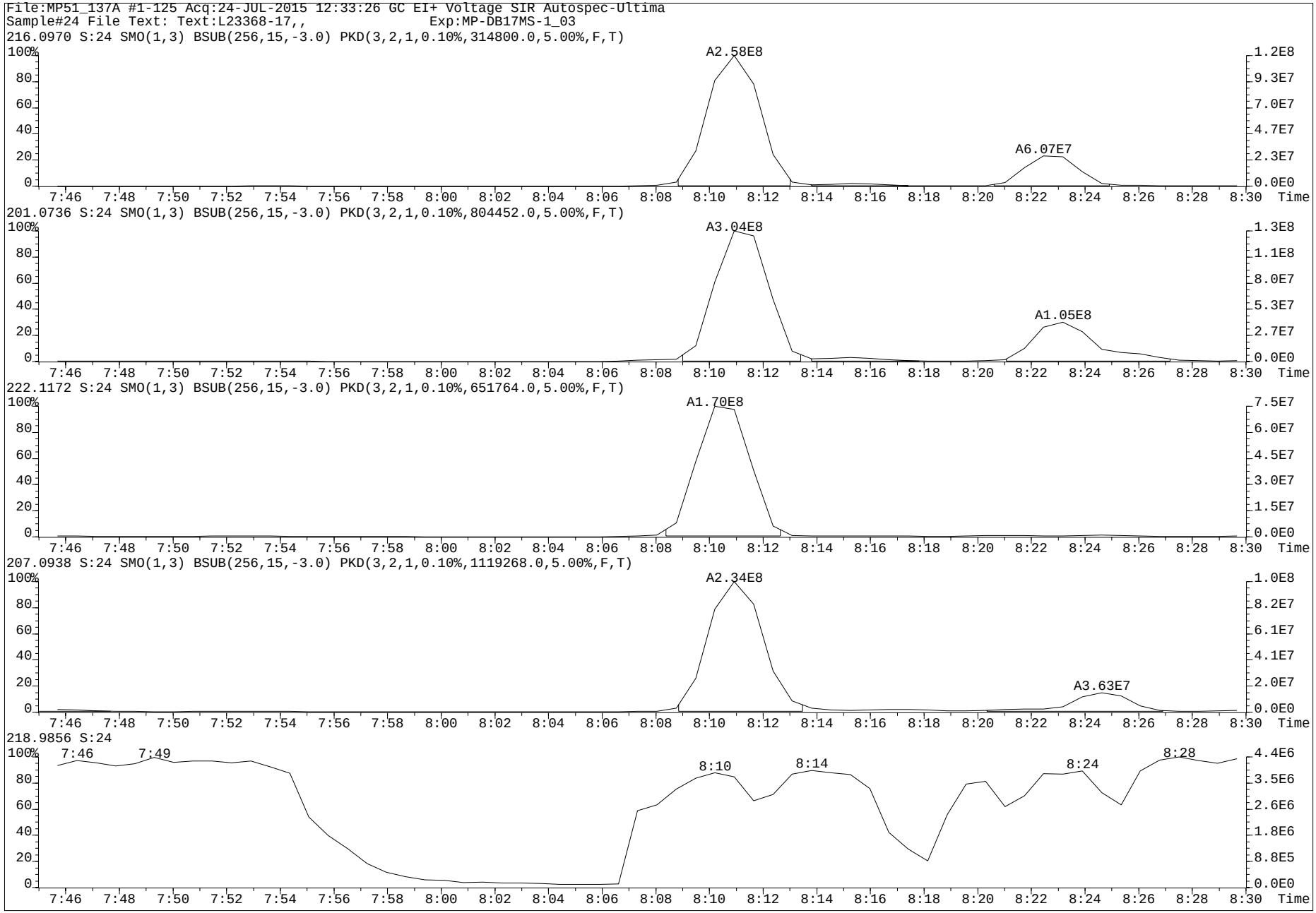
File:MP51_137A #1-125 Acq:24-JUL-2015 12:33:26 GC EI+ Voltage SIR Autospec-Ultima
Sample#24 File Text: Text:L23368-17,, Exp:MP-DB17MS-1_03
216.0970 S:24 SMO(1,3) BSUB(256,15,-3.0) PKD(3,2,1,0.10%,314800.0,5.00%,F,T)
A2.58E8
A6.07E7
201.0736 S:24 SMO(1,3) BSUB(256,15,-3.0) PKD(3,2,1,0.10%,804452.0,5.00%,F,T)
A3.04E8
A1.05E8
222.1172 S:24 SMO(1,3) BSUB(256,15,-3.0) PKD(3,2,1,0.10%,651764.0,5.00%,F,T)
A1.70E8
207.0938 S:24 SMO(1,3) BSUB(256,15,-3.0) PKD(3,2,1,0.10%,1119268.0,5.00%,F,T)
A2.34E8
A3.63E7
218.9856 S:24
7:46
7:49
8:10
8:14
8:24
8:28
Time

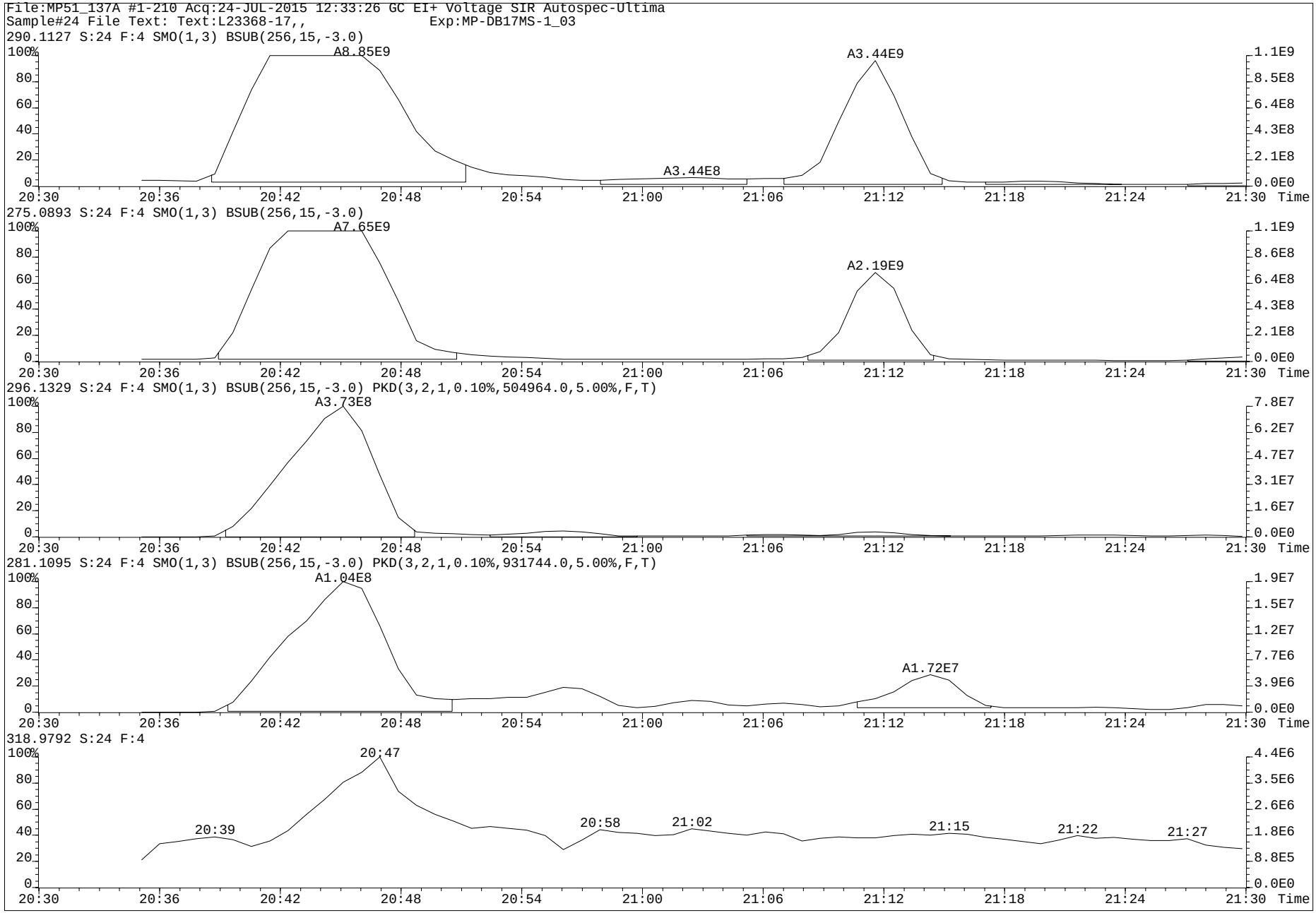
File:MP51_137A #1-210 Acq:24-JUL-2015 12:33:26 GC EI+ Voltage SIR Autospec-Ultima
Sample#24 File Text: Text:L23368-17,, Exp:MP-DB17MS-1_03
290.1127 S:24 F:4 SMO(1,3) BSUB(256,15,-3.0)
A8.85E9
A3.44E8
A3.44E9
275.0893 S:24 F:4 SMO(1,3) BSUB(256,15,-3.0)
A7.65E9
A2.19E9
296.1329 S:24 F:4 SMO(1,3) BSUB(256,15,-3.0) PKD(3,2,1,0.10%,504964.0,5.00%,F,T)
A3.73E8
281.1095 S:24 F:4 SMO(1,3) BSUB(256,15,-3.0) PKD(3,2,1,0.10%,931744.0,5.00%,F,T)
A1.04E8
A1.72E7
318.9792 S:24 F:4
20:47
20:39
20:58
21:02
21:15
21:22
21:27
Time

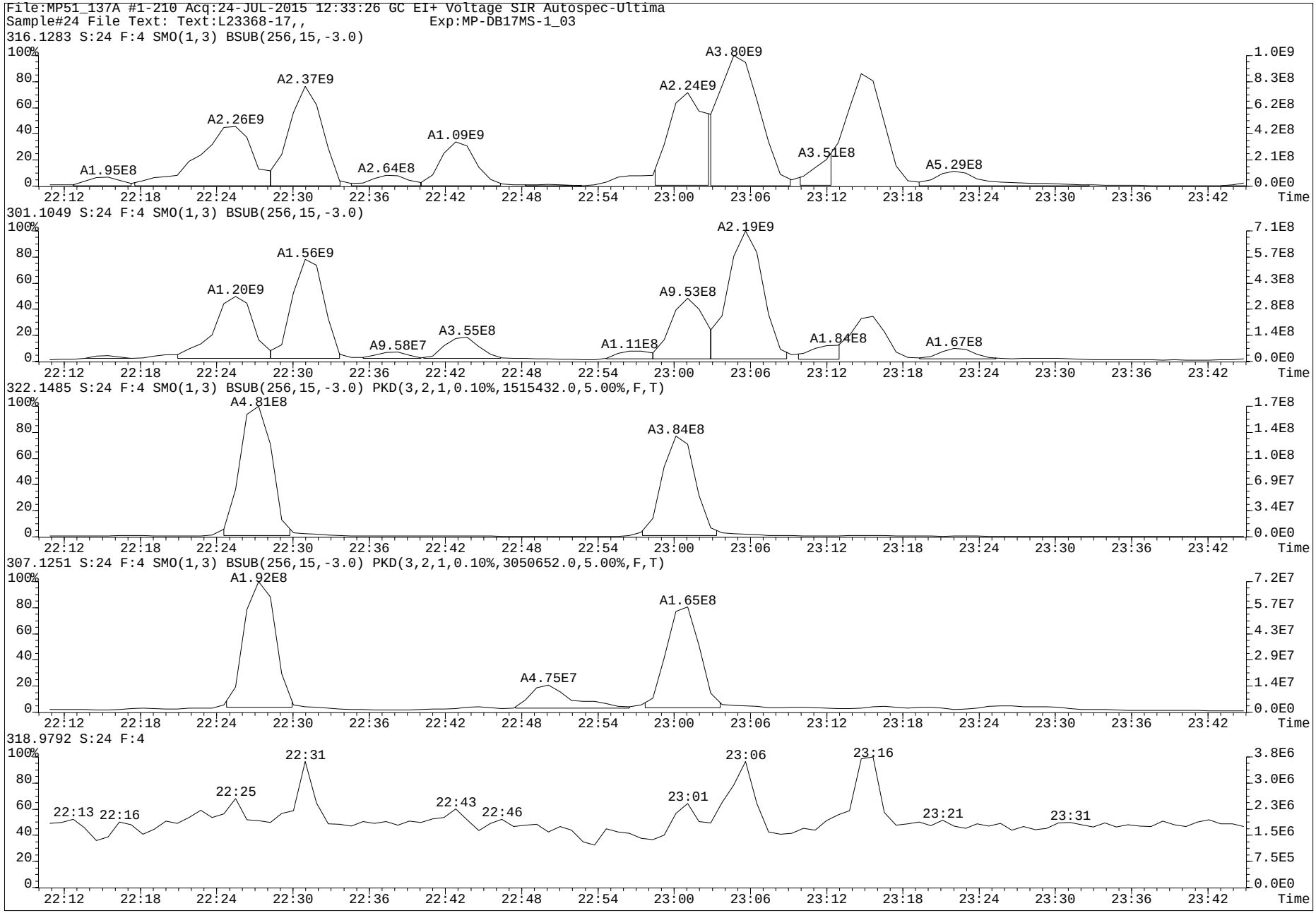
File:MP51_137A #1-210 Acq:24-JUL-2015 12:33:26 GC EI+ Voltage SIR Autospec-Ultima
Sample#24 File Text: Text:L23368-17,, Exp:MP-DB17MS-1_03
316.1283 S:24 F:4 SMO(1,3) BSUB(256,15,-3.0)
A1.95E8
A2.26E9
A2.37E9
A2.64E8
A1.09E9
A2.24E9
A3.80E9
A3.51E8
A5.29E8
301.1049 S:24 F:4 SMO(1,3) BSUB(256,15,-3.0)
A1.20E9
A1.56E9
A9.58E7
A3.55E8
A1.11E8
A9.53E8
A2.19E9
A1.84E8
A1.67E8
322.1485 S:24 F:4 SMO(1,3) BSUB(256,15,-3.0) PKD(3,2,1,0.10%,1515432.0,5.00%,F,T)
A4.81E8
A3.84E8
307.1251 S:24 F:4 SMO(1,3) BSUB(256,15,-3.0) PKD(3,2,1,0.10%,3050652.0,5.00%,F,T)
A1.92E8
A4.75E7
A1.65E8
318.9792 S:24 F:4
22:13
22:16
22:25
22:31
22:43
22:46
23:01
23:06
23:16
23:21
23:31
Time

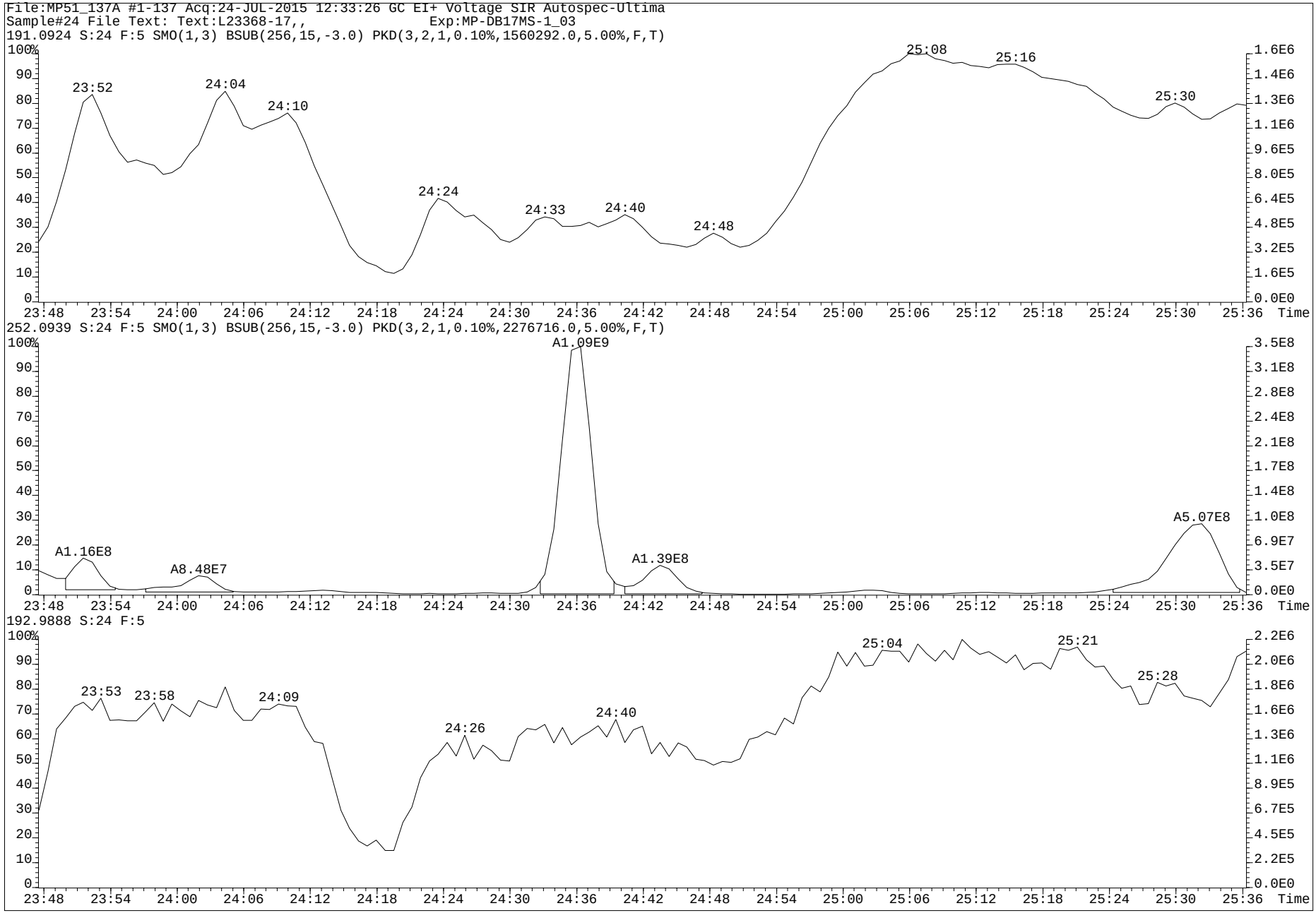
File:MP51_137A #1-137 Acq:24-JUL-2015 12:33:26 GC EI+ Voltage SIR Autospec-Ultima
Sample#24 File Text: Text:L23368-17,, Exp:MP-DB17MS-1_03
191.0924 S:24 F:5 SMO(1,3) BSUB(256,15,-3.0) PKD(3,2,1,0.10%,1560292.0,5.00%,F,T)
23:52
24:04
24:10
24:24
24:33
24:40
24:48
25:08
25:16
25:30
252.0939 S:24 F:5 SMO(1,3) BSUB(256,15,-3.0) PKD(3,2,1,0.10%,2276716.0,5.00%,F,T)
A1.09E9
A1.16E8
A8.48E7
A1.39E8
A5.07E8
192.9888 S:24 F:5
23:53
23:58
24:09
24:26
24:40
25:04
25:21
25:28
Time

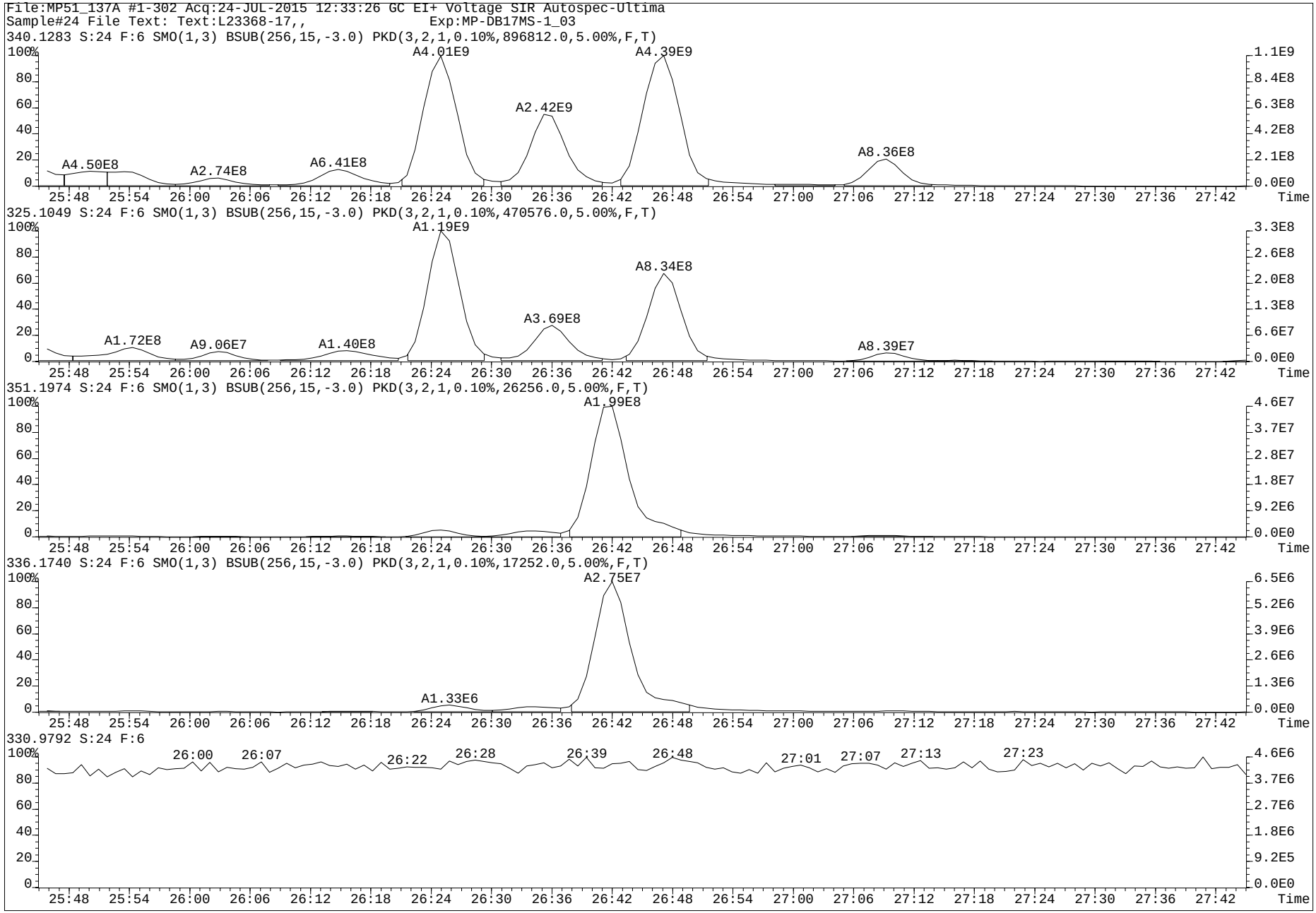
File:MP51_137A #1-302 Acq:24-JUL-2015 12:33:26 GC EI+ Voltage SIR Autospec-Ultima
Sample#24 File Text: Text:L23368-17,, Exp:MP-DB17MS-1_03
340.1283 S:24 F:6 SMO(1,3) BSUB(256,15,-3.0) PKD(3,2,1,0.10%,896812.0,5.00%,F,T)
A4.01E9
A4.39E9
A2.42E9
A8.36E8
A4.50E8
A2.74E8
A6.41E8
325.1049 S:24 F:6 SMO(1,3) BSUB(256,15,-3.0) PKD(3,2,1,0.10%,470576.0,5.00%,F,T)
A1.19E9
A8.34E8
A3.69E8
A1.72E8
A9.06E7
A1.40E8
A8.39E7
351.1974 S:24 F:6 SMO(1,3) BSUB(256,15,-3.0) PKD(3,2,1,0.10%,26256.0,5.00%,F,T)
A1.99E8
336.1740 S:24 F:6 SMO(1,3) BSUB(256,15,-3.0) PKD(3,2,1,0.10%,17252.0,5.00%,F,T)
A2.75E7
A1.33E6
330.9792 S:24 F:6
26:00
26:07
26:22
26:28
26:39
26:48
27:01
27:07
27:13
27:23
Time

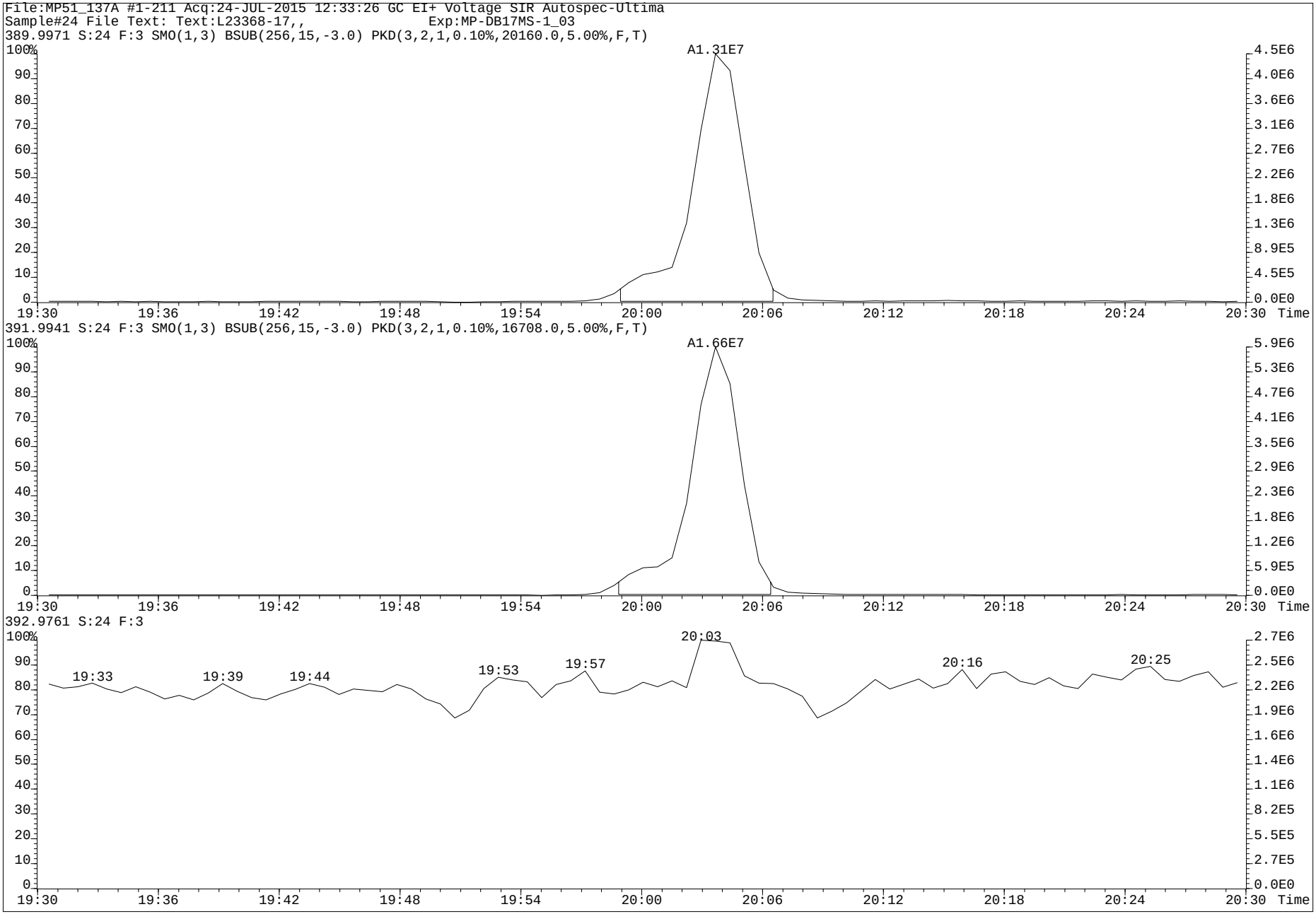
File:MP51_137A #1-211 Acq:24-JUL-2015 12:33:26 GC EI+ Voltage SIR Autospec-Ultima
Sample#24 File Text: Text:L23368-17,, Exp:MP-DB17MS-1_03
389.9971 S:24 F:3 SMO(1,3) BSUB(256,15,-3.0) PKD(3,2,1,0.10%,20160.0,5.00%,F,T)
A1.31E7
391.9941 S:24 F:3 SMO(1,3) BSUB(256,15,-3.0) PKD(3,2,1,0.10%,16708.0,5.00%,F,T)
A1.66E7
392.9761 S:24 F:3
19:33
19:39
19:44
19:53
19:57
20:03
20:16
20:25
Time

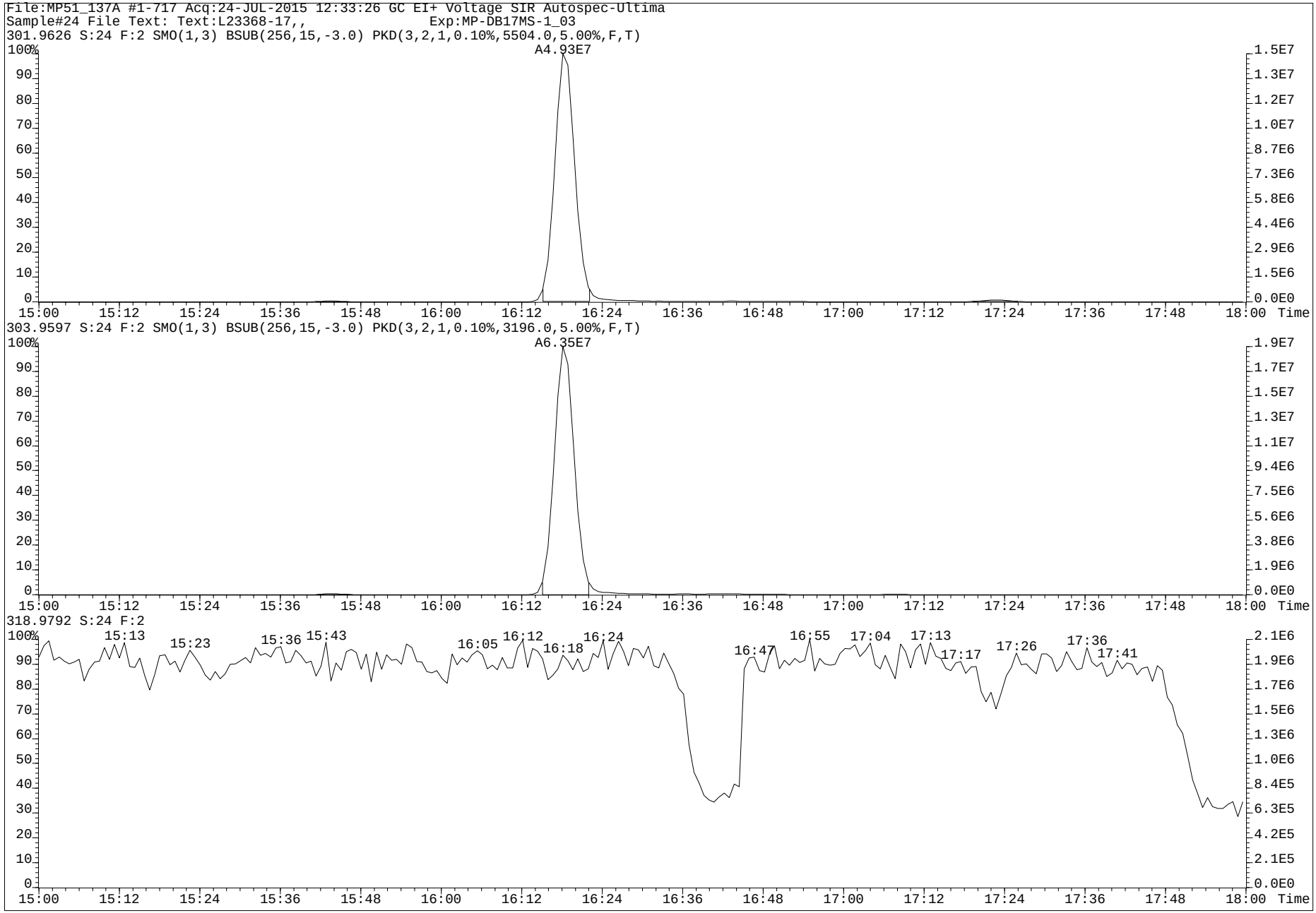
File:MP51_137A #1-717 Acq:24-JUL-2015 12:33:26 GC EI+ Voltage SIR Autospec-Ultima
Sample#24 File Text: Text:L23368-17,, Exp:MP-DB17MS-1_03
301.9626 S:24 F:2 SMO(1,3) BSUB(256,15,-3.0) PKD(3,2,1,0.10%,5504.0,5.00%,F,T)
A4.93E7
303.9597 S:24 F:2 SMO(1,3) BSUB(256,15,-3.0) PKD(3,2,1,0.10%,3196.0,5.00%,F,T)
A6.35E7
318.9792 S:24 F:2
15:13
15:23
15:36
15:43
16:05
16:12
16:18
16:24
16:47
16:55
17:04
17:13
17:17
17:26
17:36
17:41
Time

www.axysanalytical.com

Run #14 Filename MP51_141C S: 12 I: 1 Acquired: 6-AUG-15 00:37:36 Processed: 6-AUG-15 14:24:38
Run: mp51_141c-a Analyte: MP-DB17-S12 Cal: mp51_140j-8a Results: MP51_141C-C Version: V3.6 6-JAN-2000 17:51:42
Sample text: L23368-17,N, 3.837 Comments: 40,WG51889,2.0/400uL
sample size: 4.004000 conc units: pg/g total toxicity: 334226» F1: 1.0000 F2: 1.0000

	Typ	Name	#Hom	Resp	RA		RT	Conc	Tox #1	DL	Rec	M?
1	Unk	1-OH-Naphthalene	1	9.27e+06	1.17	n	8:08	15613.318	1561	507.7405	-	n
2	Unk	1-OH-Pyrene	1	2.63e+09	4.41	n	20:47	2596354.639	2596»	5223.0788	-	n
3	Unk	3-OH-Chrysene	1	4.78e+07	2.54	n	23:03	83685.815	8369	2372.7663	-	n
4	Unk	3-OH-Benz[a]anthracene	1	7.84e+06	3.21	n	23:13	9004.821	4502	1527.6315	-	y
5	Unk	7,8-OH-Benzo[a]pyrene-C	0	*	*	n	NotFnd	*	*	*	-	n
6	Unk	7,8-OH-Benzo[a]pyrene-T	0	*	*	n	NotFnd	*	*	*	-	n
7	Unk	7,8-OH-Benzo[a]pyrene-3	1	7.98e+06	6.31	n	26:11	*	*	*	-	n
8	Unk	9-OH-Benzo[a]pyrene	1	3.20e+07	8.79	n	26:32	89045.747	8905	1425.6859	-	n
9	Unk	X 3-OH-Benzo[a]pyrene	1	6.99e+07	7.79	n	26:43	512543.048	51254	5319.3704	-	n
10	Unk	7,8-OH-Benzo[a]pyrene-4	1	1.02e+07	14.72	n	27:06	*	*	*	-	n
11	IS	13C6-1-OH-Naphthalene	1	6.67e+06	1.04	n	8:08	11154.930	-	679.8893	89.3	n
12	IS	13C6-1-OH-Pyrene	1	1.32e+07	5.36	n	20:47	16839.298	-	477.5488	134.8	n
13	IS	13C6-1-OH-BAA	1	1.19e+07	3.51	n	22:30	9921.564	-	702.0340	78.8	n
14	IS	13C6-3-OH-Chrysene	1	9.63e+06	3.06	n	23:03	7842.856	-	687.9490	✓ 62.2	n
15	IS	X D11-3-OH-Benzo[a]pyrene	1	2.91e+06	8.84	n	26:39	3862.879	-	129.0092	31.1	n
16	IS	13C-CL4-OH-PCB-79	1	6.32e+04	0.77	y	20:05	760.076	-	1909.6099	30.4	y
17	IS	13C-CL4-PCB-79	0	*	*	n	NotFnd	*	-	*	Div0	n
18	RS	13C-CL4-PCB-81	1	1.15e+06	0.79	y	16:25	0.230	-	-	-	n
19	Tot	Fn1 Lock	-	-			-	-	-	-	-	n
20	Tot	Fn2 Lock	-	-			-	-	-	-	-	n
21	Tot	Fn3 Lock	-	-			-	-	-	-	-	n
22	Tot	Fn4 Lock	-	-			-	-	-	-	-	n
23	Tot	Fn4 Lock	-	-			-	-	-	-	-	n
24	Tot	Fn5 Lock	-	-			-	-	-	-	-	n
25	Tot	Fn6 Lock	-	-			-	-	-	-	-	n

X Conc. & RL by 1.043

X Report only.

PV AS 8-AUG-2015

SV by MW
11-Aug-2015

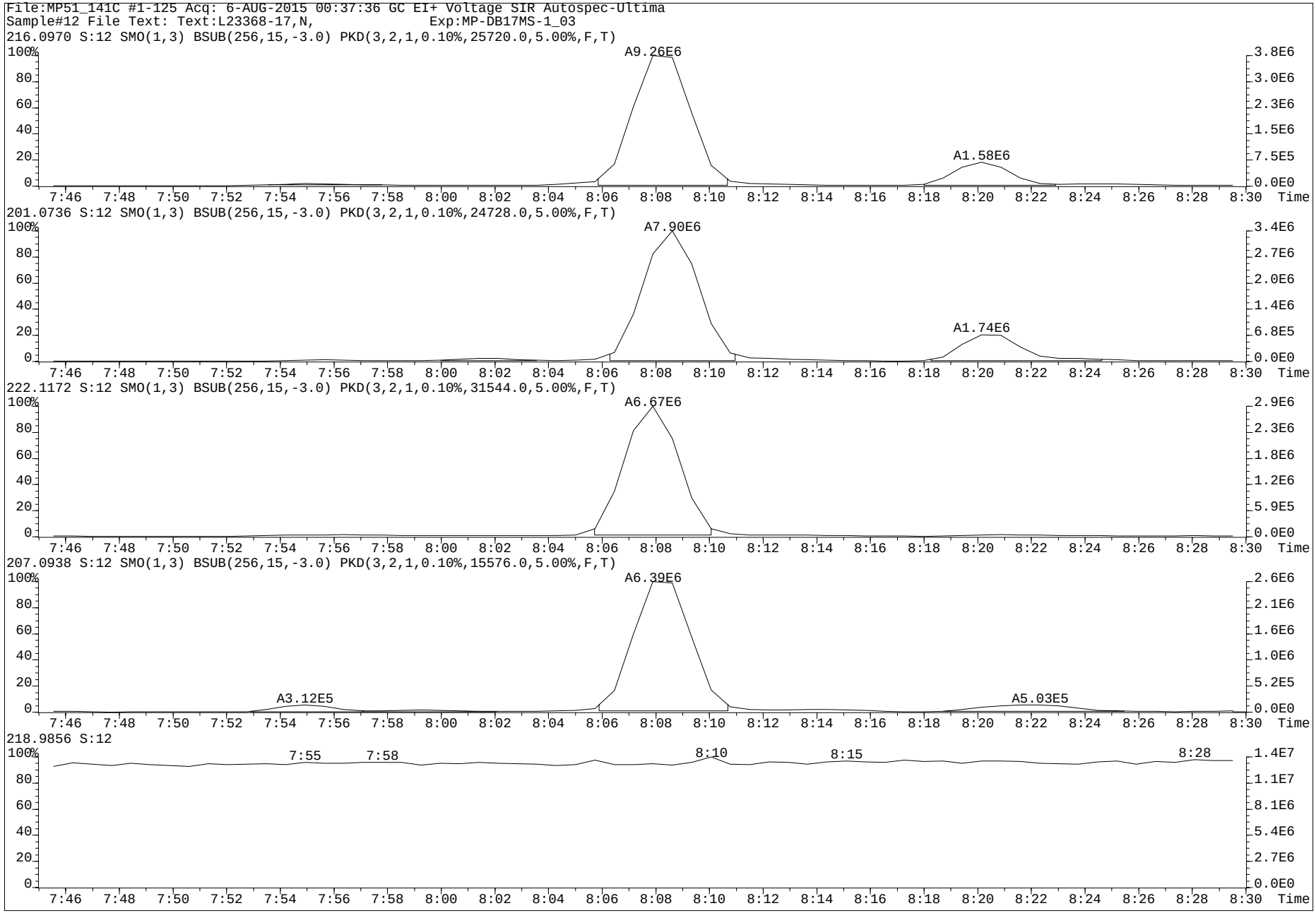
File:MP51_141C #1-125 Acq: 6-AUG-2015 00:37:36 GC EI+ Voltage SIR Autospec-Ultima
Sample#12 File Text: Text:L23368-17,N, Exp:MP-DB17MS-1_03
216.0970 S:12 SMO(1,3) BSUB(256,15,-3.0) PKD(3,2,1,0.10%,25720.0,5.00%,F,T)
A9.26E6
A1.58E6
201.0736 S:12 SMO(1,3) BSUB(256,15,-3.0) PKD(3,2,1,0.10%,24728.0,5.00%,F,T)
A7.90E6
A1.74E6
222.1172 S:12 SMO(1,3) BSUB(256,15,-3.0) PKD(3,2,1,0.10%,31544.0,5.00%,F,T)
A6.67E6
207.0938 S:12 SMO(1,3) BSUB(256,15,-3.0) PKD(3,2,1,0.10%,15576.0,5.00%,F,T)
A6.39E6
A3.12E5
A5.03E5
218.9856 S:12
7:55
7:58
8:10
8:15
8:28
Time

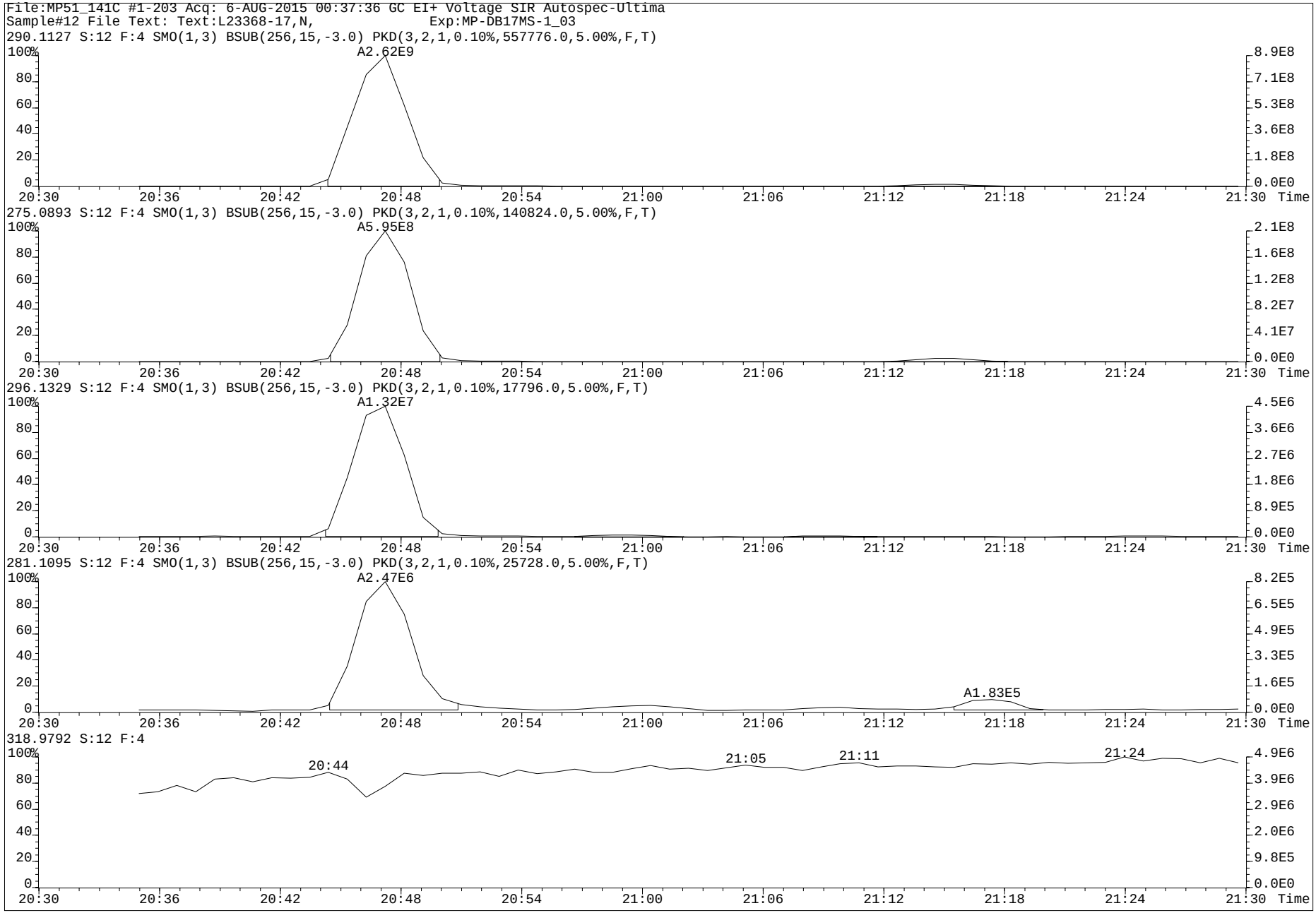
File:MP51_141C #1-203 Acq: 6-AUG-2015 00:37:36 GC EI+ Voltage SIR Autospec-Ultima
Sample#12 File Text: Text:L23368-17,N, Exp:MP-DB17MS-1_03
290.1127 S:12 F:4 SMO(1,3) BSUB(256,15,-3.0) PKD(3,2,1,0.10%,557776.0,5.00%,F,T)
A2.62E9
275.0893 S:12 F:4 SMO(1,3) BSUB(256,15,-3.0) PKD(3,2,1,0.10%,140824.0,5.00%,F,T)
A5.95E8
296.1329 S:12 F:4 SMO(1,3) BSUB(256,15,-3.0) PKD(3,2,1,0.10%,17796.0,5.00%,F,T)
A1.32E7
281.1095 S:12 F:4 SMO(1,3) BSUB(256,15,-3.0) PKD(3,2,1,0.10%,25728.0,5.00%,F,T)
A2.47E6
A1.83E5
318.9792 S:12 F:4
20:44
21:05
21:11
21:24
Time

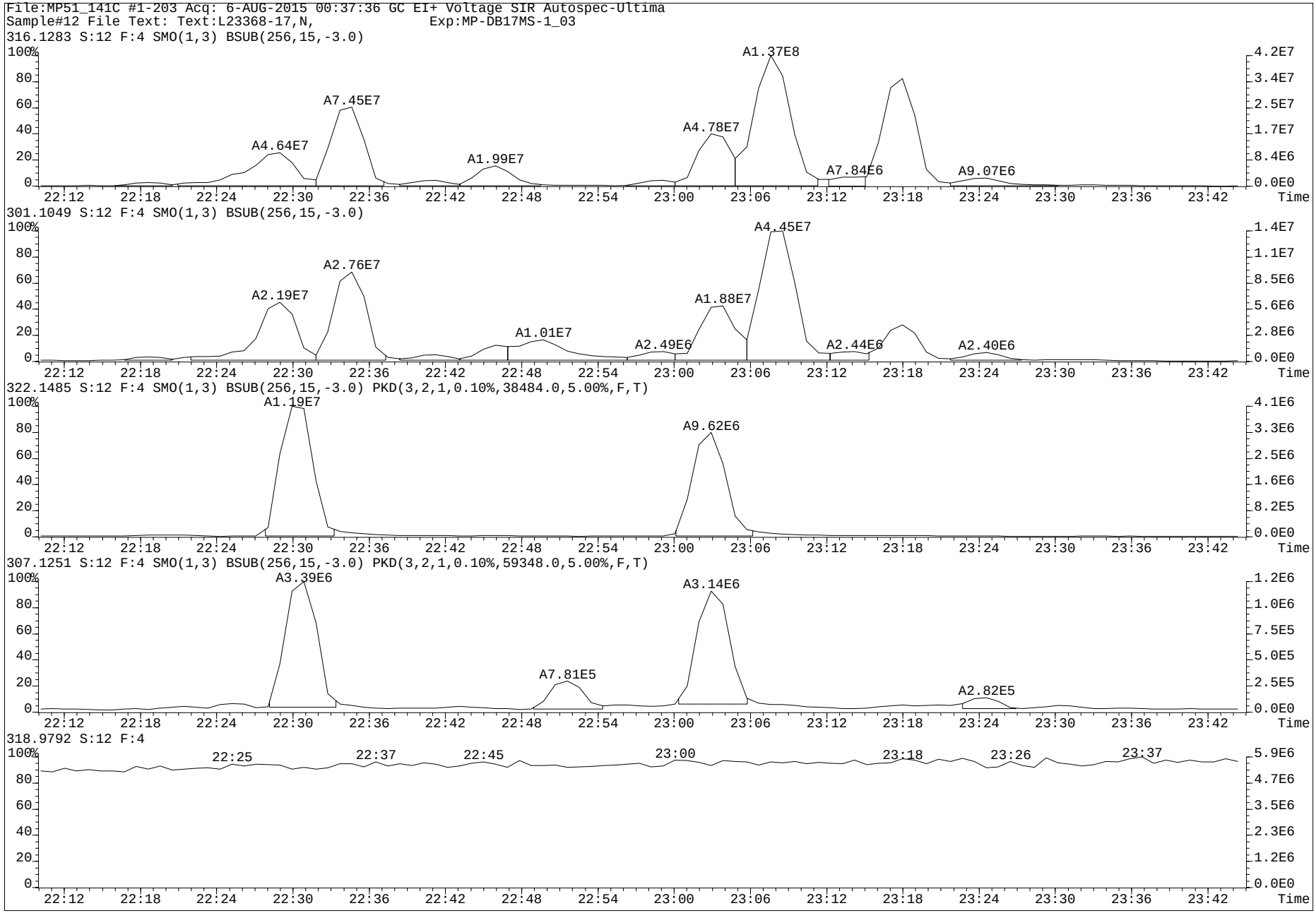
File:MP51_141C #1-203 Acq: 6-AUG-2015 00:37:36 GC EI+ Voltage SIR Autospec-Ultima
Sample#12 File Text: Text:L23368-17,N, Exp:MP-DB17MS-1_03
316.1283 S:12 F:4 SMO(1,3) BSUB(256,15,-3.0)
A4.64E7
A7.45E7
A1.99E7
A4.78E7
A1.37E8
A7.84E6
A9.07E6
301.1049 S:12 F:4 SMO(1,3) BSUB(256,15,-3.0)
A2.19E7
A2.76E7
A1.01E7
A2.49E6
A1.88E7
A4.45E7
A2.44E6
A2.40E6
322.1485 S:12 F:4 SMO(1,3) BSUB(256,15,-3.0) PKD(3,2,1,0.10%,38484.0,5.00%,F,T)
A1.19E7
A9.62E6
307.1251 S:12 F:4 SMO(1,3) BSUB(256,15,-3.0) PKD(3,2,1,0.10%,59348.0,5.00%,F,T)
A3.39E6
A7.81E5
A3.14E6
A2.82E5
318.9792 S:12 F:4
22:25
22:37
22:45
23:00
23:18
23:26
23:37
Time

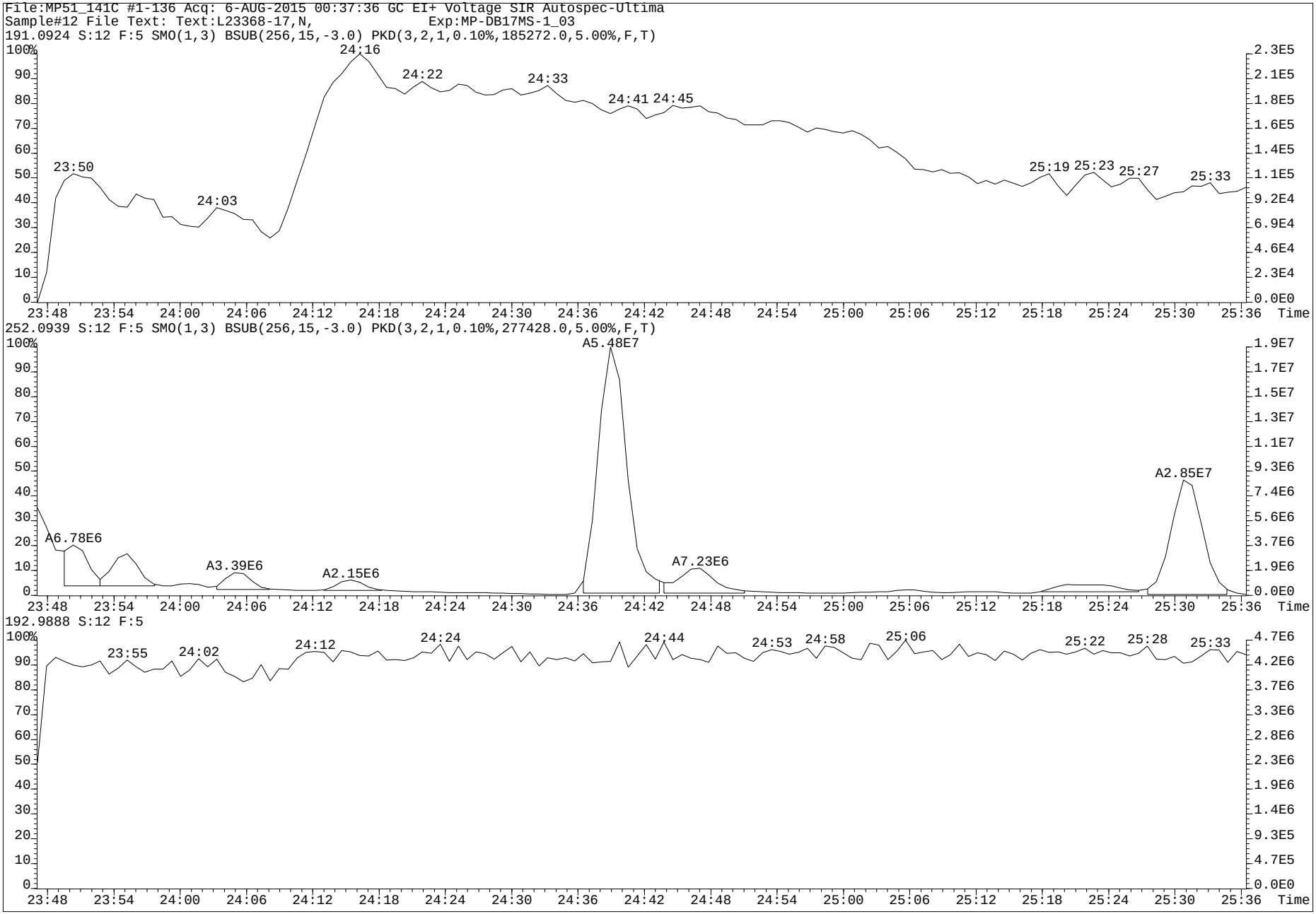
File:MP51_141C #1-136 Acq: 6-AUG-2015 00:37:36 GC EI+ Voltage SIR Autospec-Ultima
Sample#12 File Text: Text:L23368-17,N, Exp:MP-DB17MS-1_03
191.0924 S:12 F:5 SMO(1,3) BSUB(256,15,-3.0) PKD(3,2,1,0.10%,185272.0,5.00%,F,T)
23:50
24:03
24:16
24:22
24:33
24:41
24:45
25:19
25:23
25:27
25:33
252.0939 S:12 F:5 SMO(1,3) BSUB(256,15,-3.0) PKD(3,2,1,0.10%,277428.0,5.00%,F,T)
A6.78E6
A3.39E6
A2.15E6
A5.48E7
A7.23E6
A2.85E7
192.9888 S:12 F:5
23:55
24:02
24:12
24:24
24:44
24:53
24:58
25:06
25:22
25:28
25:33
Time

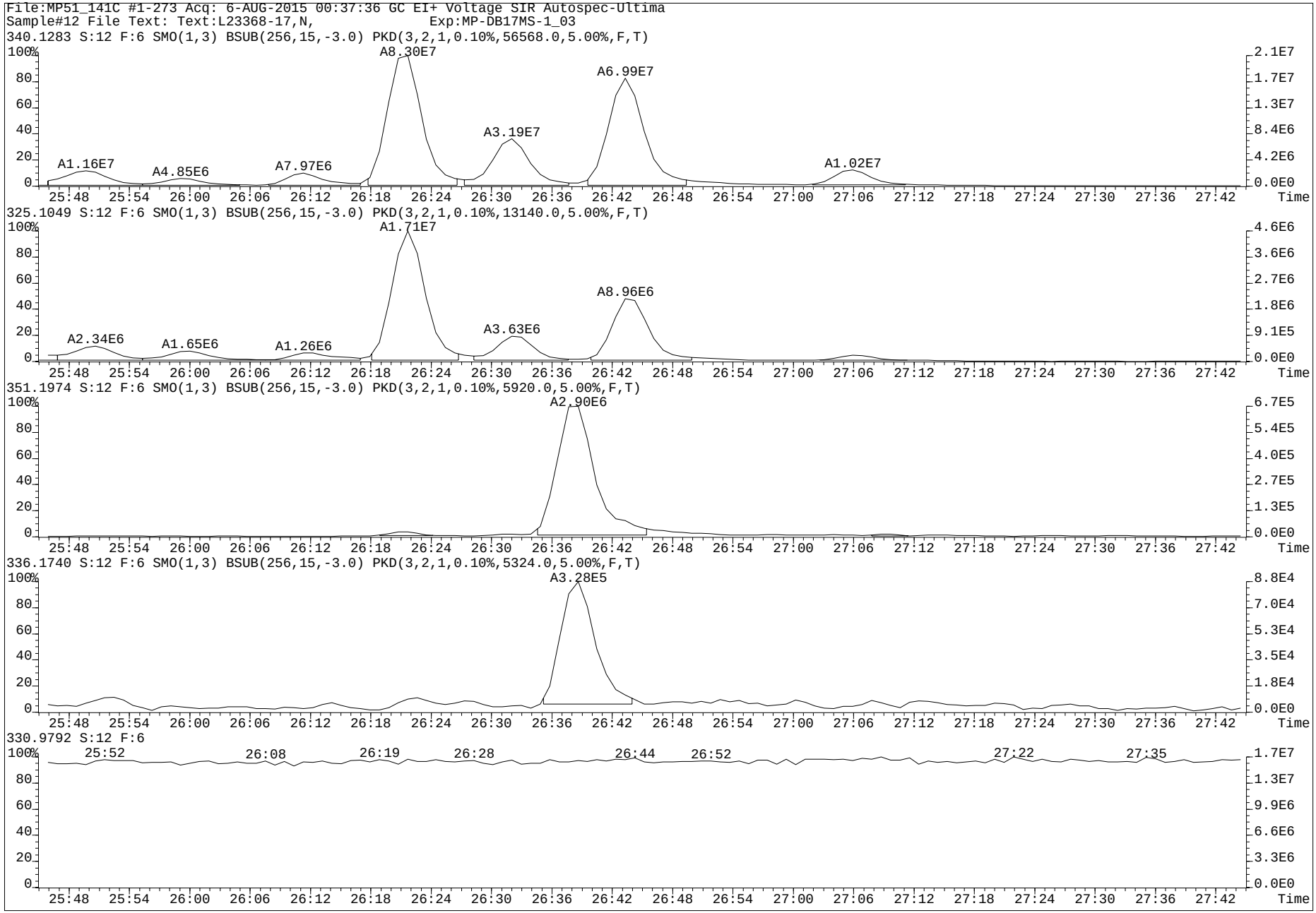
File:MP51_141C #1-273 Acq: 6-AUG-2015 00:37:36 GC EI+ Voltage SIR Autospec-Ultima
Sample#12 File Text: Text:L23368-17,N, Exp:MP-DB17MS-1_03
340.1283 S:12 F:6 SMO(1,3) BSUB(256,15,-3.0) PKD(3,2,1,0.10%,56568.0,5.00%,F,T)
A1.16E7
A4.85E6
A7.97E6
A8.30E7
A3.19E7
A6.99E7
A1.02E7
325.1049 S:12 F:6 SMO(1,3) BSUB(256,15,-3.0) PKD(3,2,1,0.10%,13140.0,5.00%,F,T)
A2.34E6
A1.65E6
A1.26E6
A1.71E7
A3.63E6
A8.96E6
351.1974 S:12 F:6 SMO(1,3) BSUB(256,15,-3.0) PKD(3,2,1,0.10%,5920.0,5.00%,F,T)
A2.90E6
336.1740 S:12 F:6 SMO(1,3) BSUB(256,15,-3.0) PKD(3,2,1,0.10%,5324.0,5.00%,F,T)
A3.28E5
330.9792 S:12 F:6
25:52
26:08
26:19
26:28
26:44
26:52
27:22
27:35
Time

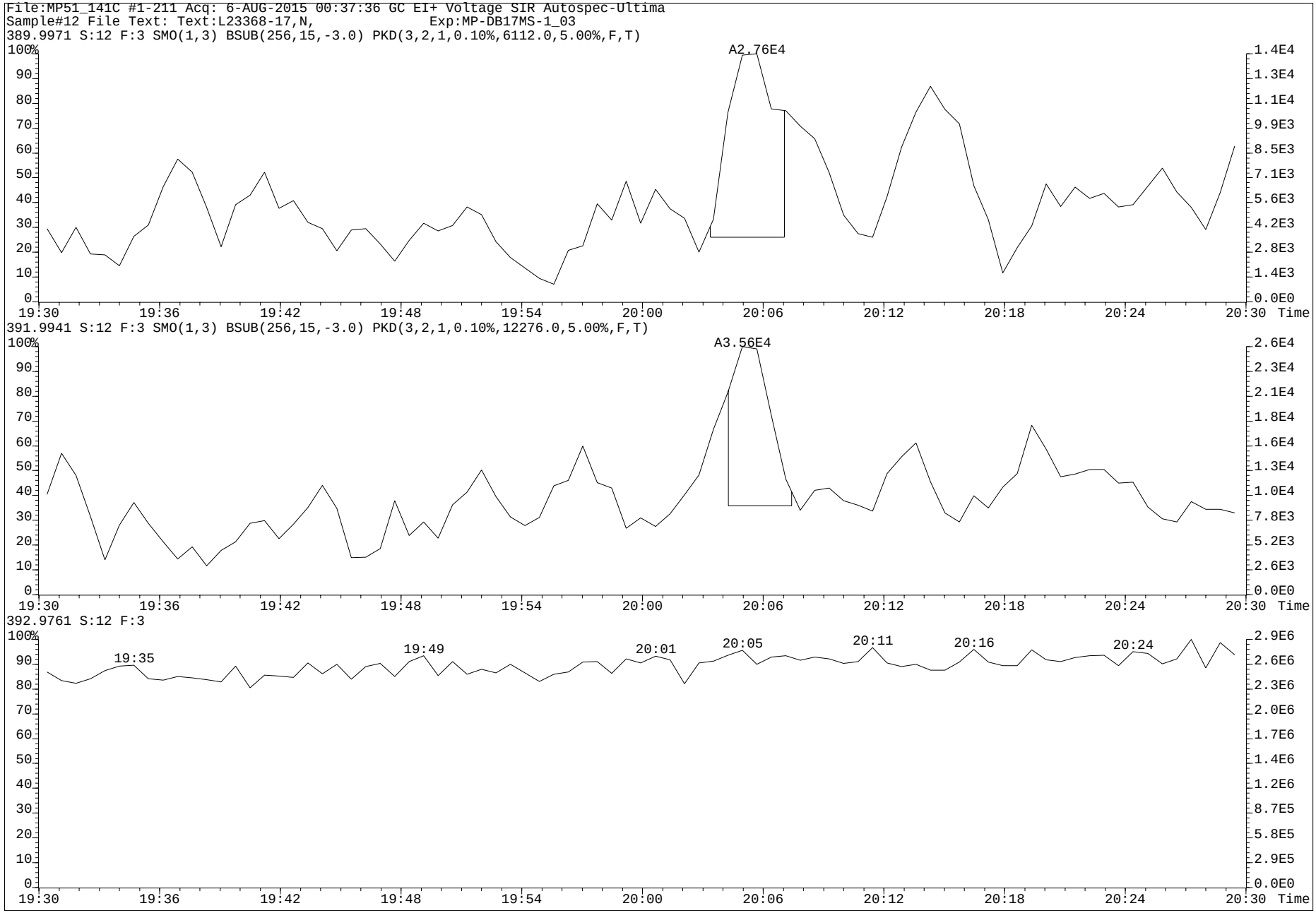
File:MP51_141C #1-211 Acq: 6-AUG-2015 00:37:36 GC EI+ Voltage SIR Autospec-Ultima
Sample#12 File Text: Text:L23368-17,N, Exp:MP-DB17MS-1_03
389.9971 S:12 F:3 SMO(1,3) BSUB(256,15,-3.0) PKD(3,2,1,0.10%,6112.0,5.00%,F,T)
A2.76E4
391.9941 S:12 F:3 SMO(1,3) BSUB(256,15,-3.0) PKD(3,2,1,0.10%,12276.0,5.00%,F,T)
A3.56E4
392.9761 S:12 F:3
19:35
19:49
20:01
20:05
20:11
20:16
20:24
19:30 19:36 19:42 19:48 19:54 20:00 20:06 20:12 20:18 20:24 20:30 Time

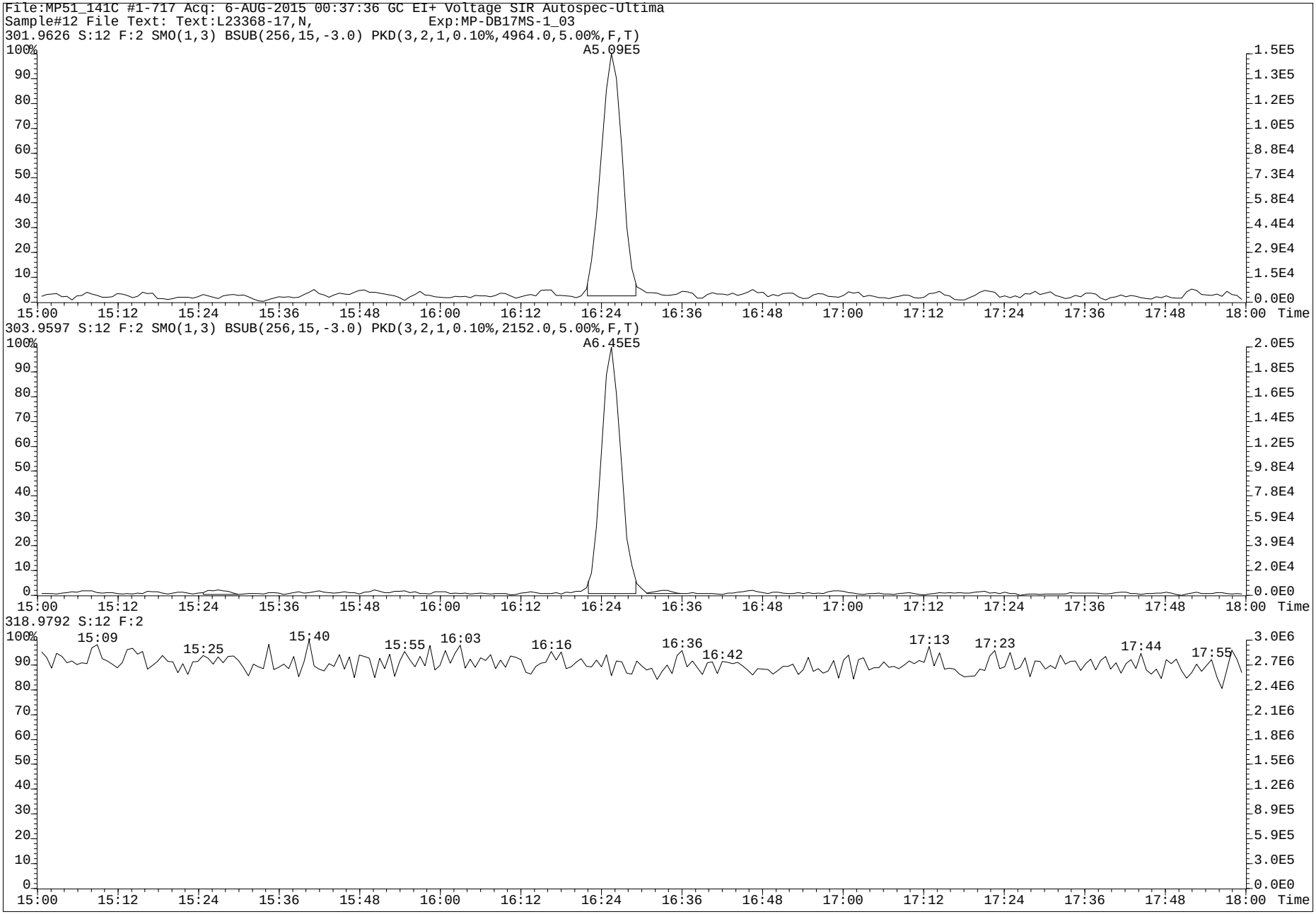
File:MP51_141C #1-717 Acq: 6-AUG-2015 00:37:36 GC EI+ Voltage SIR Autospec-Ultima
Sample#12 File Text: Text:L23368-17,N, Exp:MP-DB17MS-1_03
301.9626 S:12 F:2 SMO(1,3) BSUB(256,15,-3.0) PKD(3,2,1,0.10%,4964.0,5.00%,F,T)
A5.09E5
303.9597 S:12 F:2 SMO(1,3) BSUB(256,15,-3.0) PKD(3,2,1,0.10%,2152.0,5.00%,F,T)
A6.45E5
318.9792 S:12 F:2
15:09
15:25
15:40
15:55
16:03
16:16
16:36
16:42
17:13
17:23
17:44
17:55
Time

Run #16 Filename MP51_137A S: 25 I: 1 Acquired: 24-JUL-15 13:07:32 Processed: 24-JUL-15 13:53:39
Run: mp51_137a-a Analyte: MP-DB17-S12 Cal: mp51_134-8a Results: MP51_137A-B Version: V3.6 6-JAN-2000 17:51:42
Sample text: L23368-18,, Comments: 1,WG51889,2.0/200uL
sample size: ~~4.008000~~ 3.841 conc units: pg/~~g~~ mL total toxicity: 115598» F1: 1.0000 F2: 1.0000

	Typ	Name	#Hom	Resp	RA		RT	Conc	Tox #1	DL	Rec	M?
1	Unk	1-OH-Naphthalene	1	2.43e+08	0.87	n	8:12	15337.202	1534	444.2676	-	n
2	Unk	1-OH-Pyrene	1	9.36e+09	1.18	n	20:44	325511.085	32551	9833.1258	-	n
3	Unk	3-OH-Chrysene	1	2.27e+09	2.36	n	23:00	95263.769	9526	8763.9831	-	y
4	Unk	3-OH-Benz[a]anthracene	1	3.80e+08	2.02	n	23:11	9678.610	4839	5007.4726	-	y
5	Unk	7,8-OH-Benzo[a]pyrene-C	0	*	*	n	NotFnd	*	*	*	-	n
6	Unk	7,8-OH-Benzo[a]pyrene-T	0	*	*	n	NotFnd	*	*	*	-	n
7	Unk	7,8-OH-Benzo[a]pyrene-3	1	7.19e+08	4.46	n	26:16	*	*	*	-	n
8	Unk	9-OH-Benzo[a]pyrene	1	2.84e+09	6.88	n	26:37	263650.216	26365	503.4685	OLR -	n
9	Unk	3-OH-Benzo[a]pyrene	1	4.74e+09	4.93	n	26:49	407827.629	40783	647.4590	OLR -	n
10	Unk	7,8-OH-Benzo[a]pyrene-4	1	9.84e+08	9.94	n	27:11	*	*	*	-	n
11	IS	13C6-1-OH-Naphthalene	1	1.65e+08	0.72	n	8:11	3083.756	-	218.3423	24.7	n
12	IS	13C6-1-OH-Pyrene	1	3.54e+08	3.37	n	20:44	4880.571	-	185.5570	39.1	n
13	IS	13C6-1-OH-BAA	1	5.03e+08	2.55	n	22:27	8933.530	-	854.8075	71.0	n
14	IS	13C6-3-OH-Chrysene	1	3.68e+08	2.41	n	23:00	5782.310	-	754.7751	45.9	n
15	IS	D11-3-OH-Benzo[a]pyrene	1	2.25e+08	7.29	n	26:44	8100.553	-	12.5046	65.3	n
16	IS	13C-CL4-OH-PCB-79	1	3.11e+07	0.79	y	20:04	3091.076	-	27.5574	123.9	n
17	IS	13C-CL4-PCB-79	0	*	*	n	NotFnd	*	-	*	Div0	n
18	RS	13C-CL4-PCB-81	1	1.19e+08	0.78	y	16:18	9.384	-	-	-	n
19	Tot	Fn1 Lock	-	-			-	-	-	-	-	n
20	Tot	Fn2 Lock	-	-			-	-	-	-	-	n
21	Tot	Fn3 Lock	-	-			-	-	-	-	-	n
22	Tot	Fn4 Lock	-	-			-	-	-	-	-	n
23	Tot	Fn4 Lock	-	-			-	-	-	-	-	n
24	Tot	Fn5 Lock	-	-			-	-	-	-	-	n
25	Tot	Fn6 Lock	-	-			-	-	-	-	-	n

X Conc to DL by 1.043

PV AS 8-AUG-2015

SV by MW
11-Aug-2015

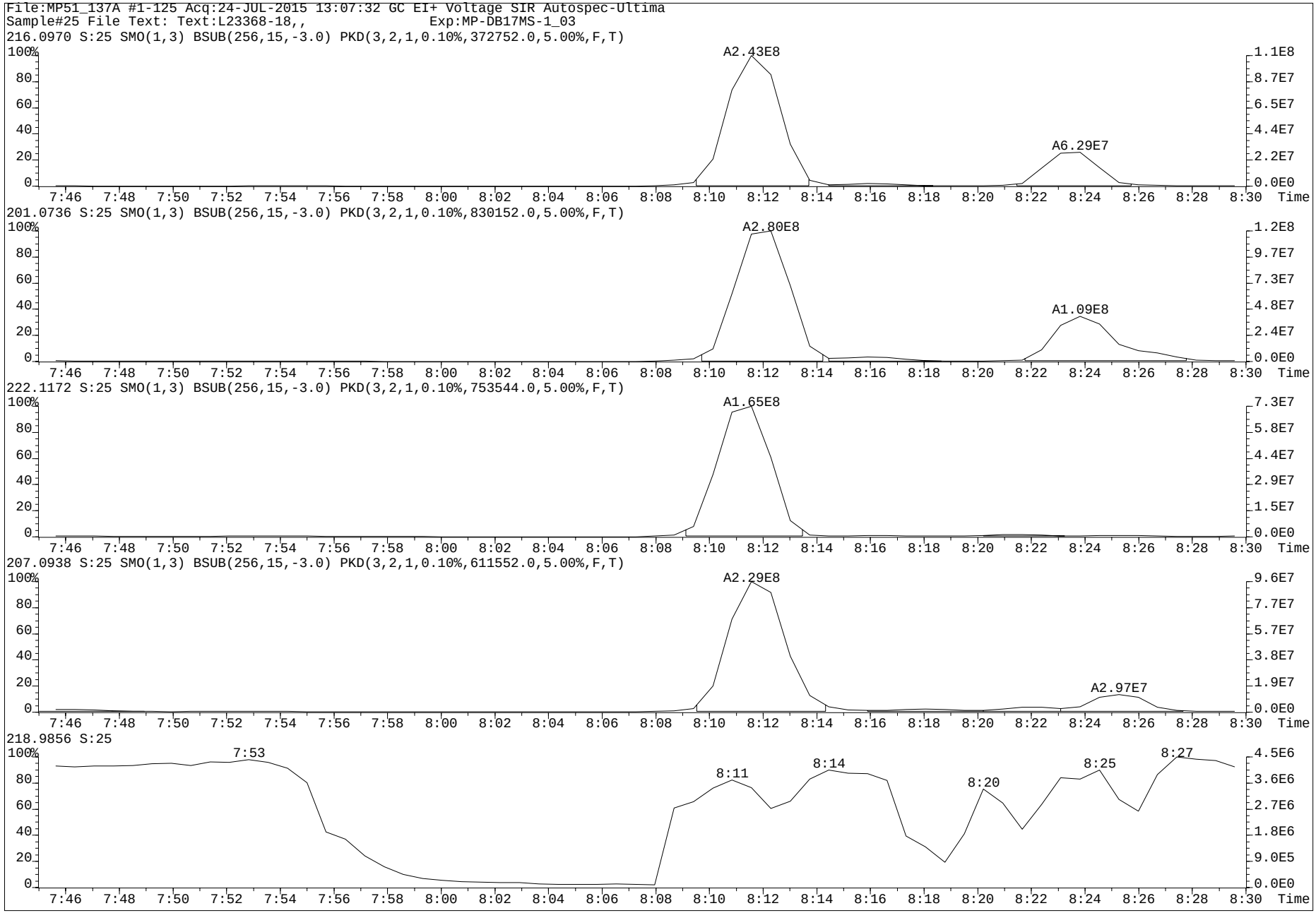
File:MP51_137A #1-125 Acq:24-JUL-2015 13:07:32 GC EI+ Voltage SIR Autospec-Ultima
Sample#25 File Text: Text:L23368-18,, Exp:MP-DB17MS-1_03
216.0970 S:25 SMO(1,3) BSUB(256,15,-3.0) PKD(3,2,1,0.10%,372752.0,5.00%,F,T)
A2.43E8
A6.29E7
201.0736 S:25 SMO(1,3) BSUB(256,15,-3.0) PKD(3,2,1,0.10%,830152.0,5.00%,F,T)
A2.80E8
A1.09E8
222.1172 S:25 SMO(1,3) BSUB(256,15,-3.0) PKD(3,2,1,0.10%,753544.0,5.00%,F,T)
A1.65E8
207.0938 S:25 SMO(1,3) BSUB(256,15,-3.0) PKD(3,2,1,0.10%,611552.0,5.00%,F,T)
A2.29E8
A2.97E7
218.9856 S:25
7:53
8:11
8:14
8:20
8:25
8:27
Time

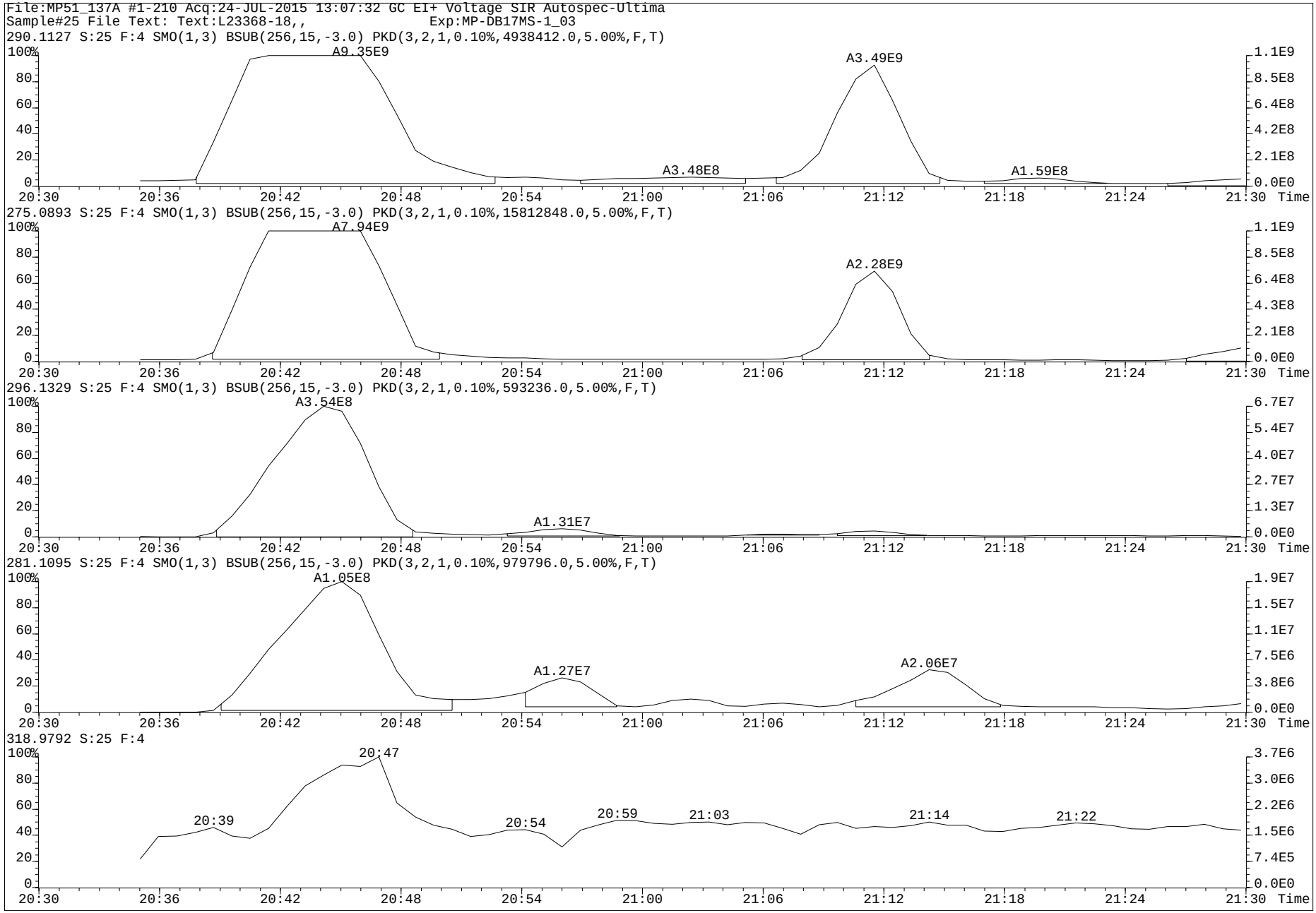
File:MP51_137A #1-210 Acq:24-JUL-2015 13:07:32 GC EI+ Voltage SIR Autospec-Ultima
Sample#25 File Text: Text:L23368-18,, Exp:MP-DB17MS-1_03
290.1127 S:25 F:4 SMO(1,3) BSUB(256,15,-3.0) PKD(3,2,1,0.10%,4938412.0,5.00%,F,T)
A9.35E9
A3.49E9
A3.48E8
A1.59E8
275.0893 S:25 F:4 SMO(1,3) BSUB(256,15,-3.0) PKD(3,2,1,0.10%,15812848.0,5.00%,F,T)
A7.94E9
A2.28E9
296.1329 S:25 F:4 SMO(1,3) BSUB(256,15,-3.0) PKD(3,2,1,0.10%,593236.0,5.00%,F,T)
A3.54E8
A1.31E7
281.1095 S:25 F:4 SMO(1,3) BSUB(256,15,-3.0) PKD(3,2,1,0.10%,979796.0,5.00%,F,T)
A1.05E8
A1.27E7
A2.06E7
318.9792 S:25 F:4
20:47
20:39
20:54
20:59
21:03
21:14
21:22
Time

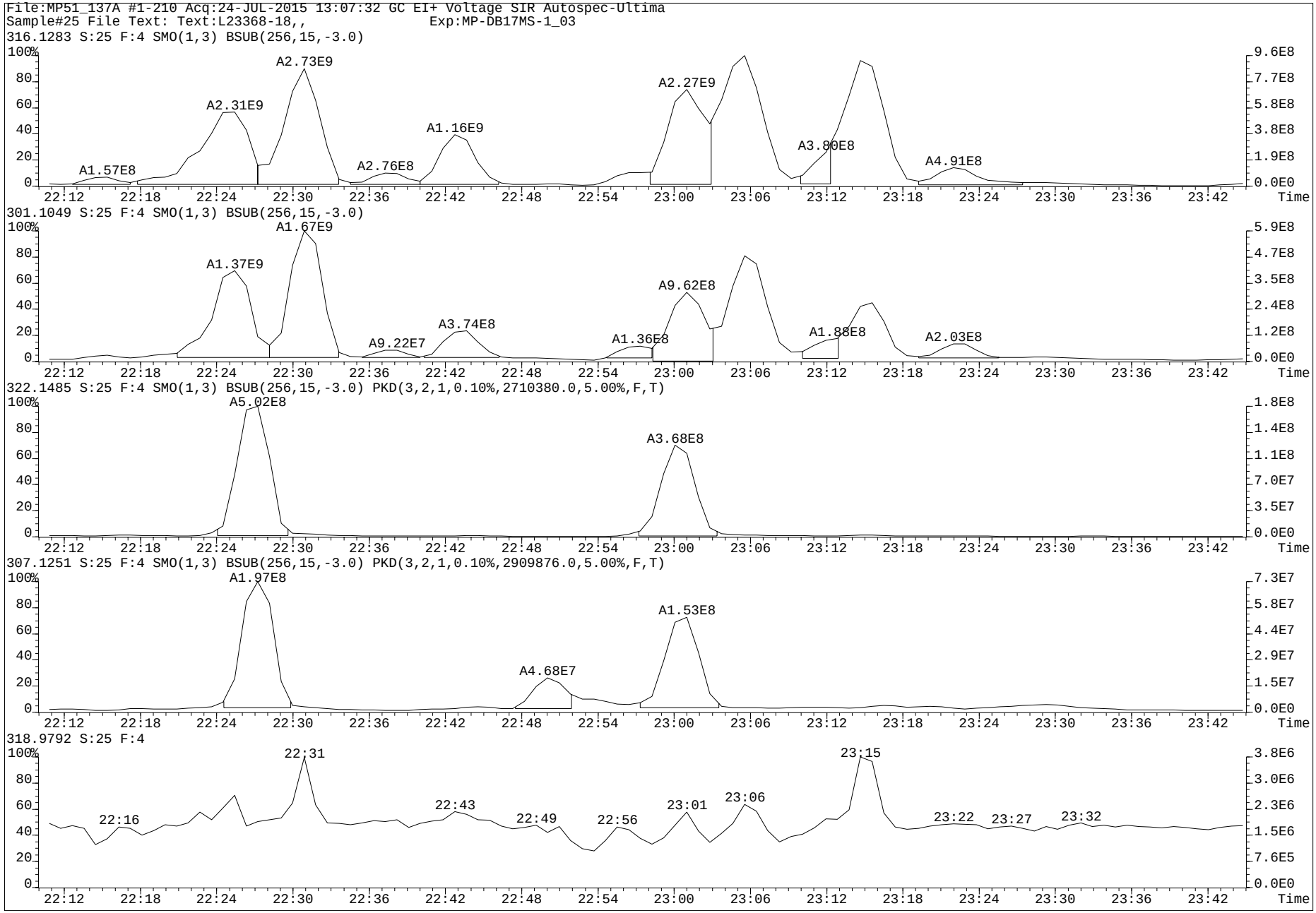
File:MP51_137A #1-210 Acq:24-JUL-2015 13:07:32 GC EI+ Voltage SIR Autospec-Ultima
Sample#25 File Text: Text:L23368-18,, Exp:MP-DB17MS-1_03
316.1283 S:25 F:4 SMO(1,3) BSUB(256,15,-3.0)
A1.57E8
A2.31E9
A2.73E9
A2.76E8
A1.16E9
A2.27E9
A3.80E8
A4.91E8
301.1049 S:25 F:4 SMO(1,3) BSUB(256,15,-3.0)
A1.37E9
A1.67E9
A9.22E7
A3.74E8
A1.36E8
A9.62E8
A1.88E8
A2.03E8
322.1485 S:25 F:4 SMO(1,3) BSUB(256,15,-3.0) PKD(3,2,1,0.10%,2710380.0,5.00%,F,T)
A5.02E8
A3.68E8
307.1251 S:25 F:4 SMO(1,3) BSUB(256,15,-3.0) PKD(3,2,1,0.10%,2909876.0,5.00%,F,T)
A1.97E8
A4.68E7
A1.53E8
318.9792 S:25 F:4
22:16
22:31
22:43
22:49
22:56
23:01
23:06
23:15
23:22
23:27
23:32
Time

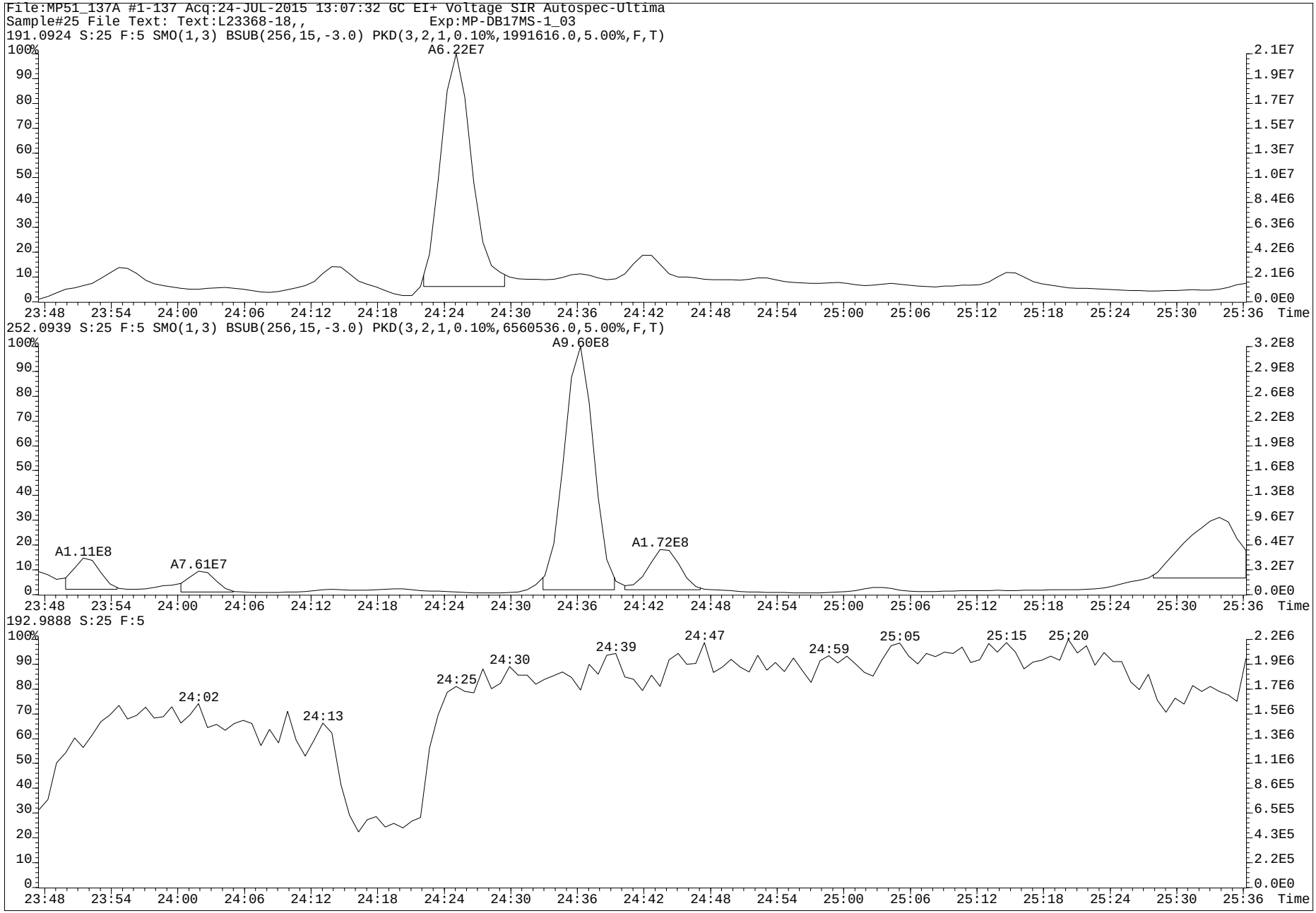
File:MP51_137A #1-137 Acq:24-JUL-2015 13:07:32 GC EI+ Voltage SIR Autospec-Ultima
Sample#25 File Text: Text:L23368-18,, Exp:MP-DB17MS-1_03
191.0924 S:25 F:5 SMO(1,3) BSUB(256,15,-3.0) PKD(3,2,1,0.10%,1991616.0,5.00%,F,T)
A6.22E7
252.0939 S:25 F:5 SMO(1,3) BSUB(256,15,-3.0) PKD(3,2,1,0.10%,6560536.0,5.00%,F,T)
A9.60E8
A1.11E8
A7.61E7
A1.72E8
192.9888 S:25 F:5
24:02
24:13
24:25
24:30
24:39
24:47
24:59
25:05
25:15
25:20
Time

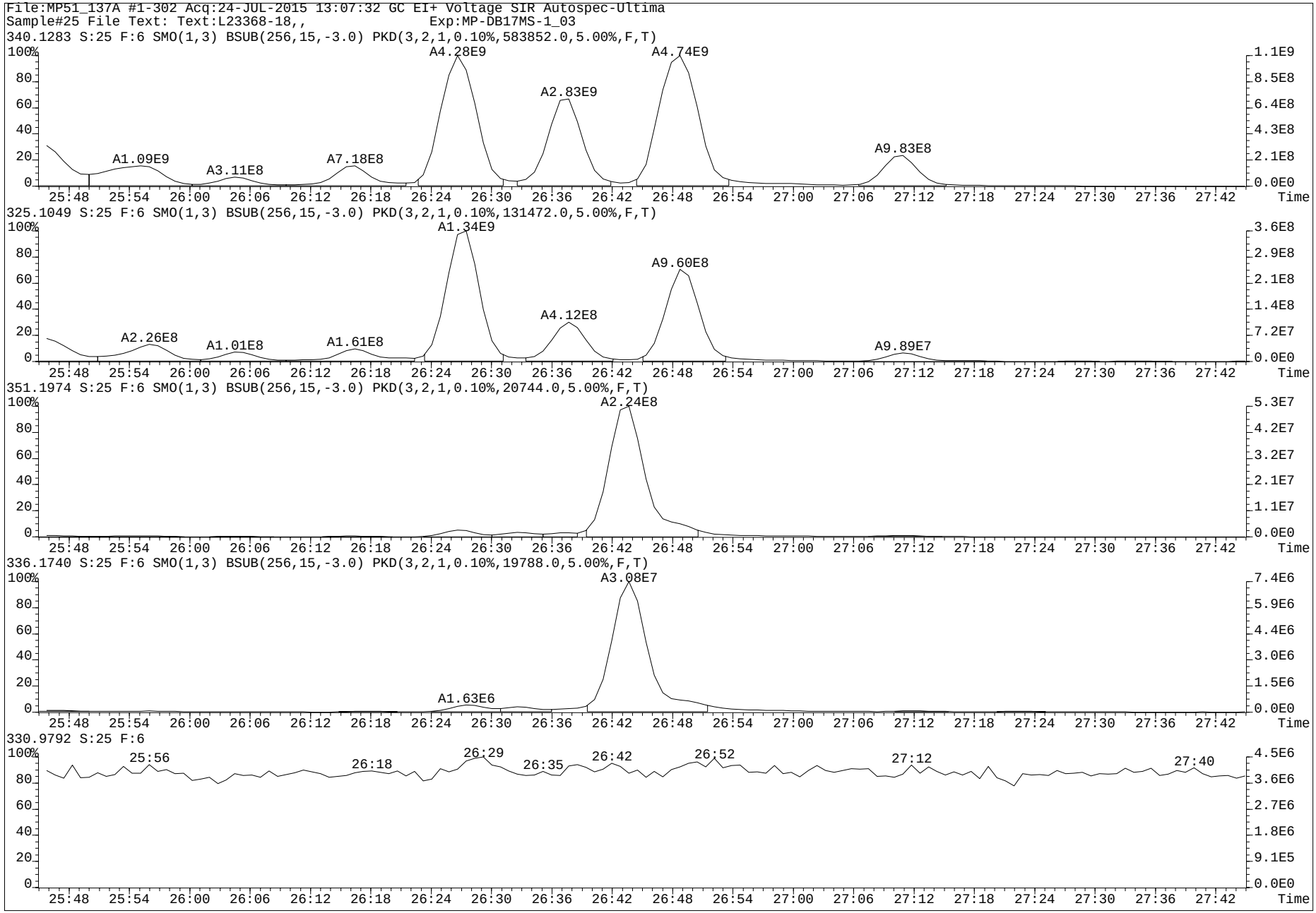
File:MP51_137A #1-302 Acq:24-JUL-2015 13:07:32 GC EI+ Voltage SIR Autospec-Ultima
Sample#25 File Text: Text:L23368-18,, Exp:MP-DB17MS-1_03
340.1283 S:25 F:6 SMO(1,3) BSUB(256,15,-3.0) PKD(3,2,1,0.10%,583852.0,5.00%,F,T)
A4.28E9
A4.74E9
A2.83E9
A1.09E9
A3.11E8
A7.18E8
A9.83E8
325.1049 S:25 F:6 SMO(1,3) BSUB(256,15,-3.0) PKD(3,2,1,0.10%,131472.0,5.00%,F,T)
A1.34E9
A9.60E8
A4.12E8
A2.26E8
A1.01E8
A1.61E8
A9.89E7
351.1974 S:25 F:6 SMO(1,3) BSUB(256,15,-3.0) PKD(3,2,1,0.10%,20744.0,5.00%,F,T)
A2.24E8
336.1740 S:25 F:6 SMO(1,3) BSUB(256,15,-3.0) PKD(3,2,1,0.10%,19788.0,5.00%,F,T)
A3.08E7
A1.63E6
330.9792 S:25 F:6
25:56
26:18
26:29
26:35
26:42
26:52
27:12
27:40
Time

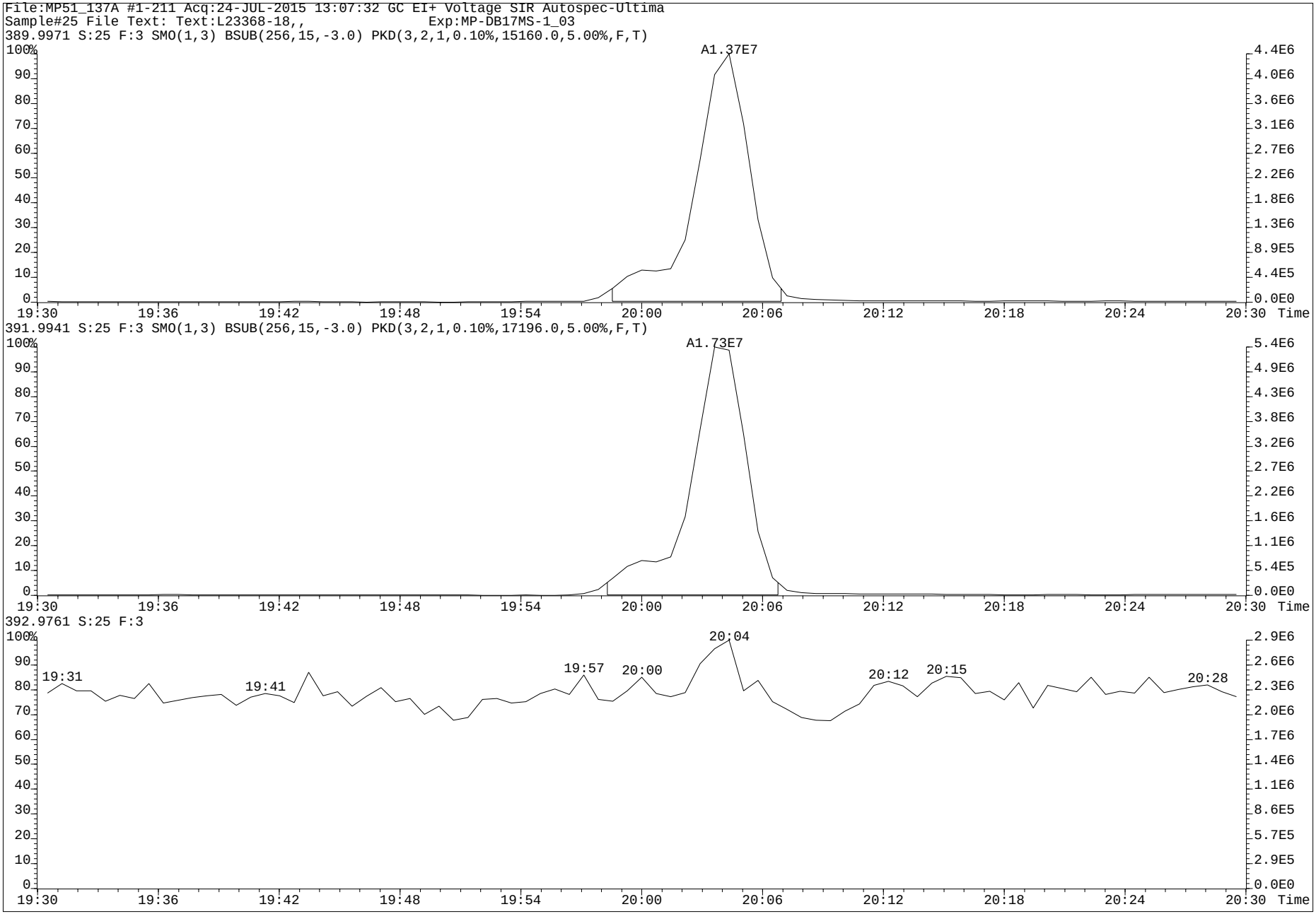
File:MP51_137A #1-211 Acq:24-JUL-2015 13:07:32 GC EI+ Voltage SIR Autospec-Ultima
Sample#25 File Text: Text:L23368-18,, Exp:MP-DB17MS-1_03
389.9971 S:25 F:3 SMO(1,3) BSUB(256,15,-3.0) PKD(3,2,1,0.10%,15160.0,5.00%,F,T)
A1.37E7
391.9941 S:25 F:3 SMO(1,3) BSUB(256,15,-3.0) PKD(3,2,1,0.10%,17196.0,5.00%,F,T)
A1.73E7
392.9761 S:25 F:3
19:31
19:41
19:57
20:00
20:04
20:12
20:15
20:28
Time

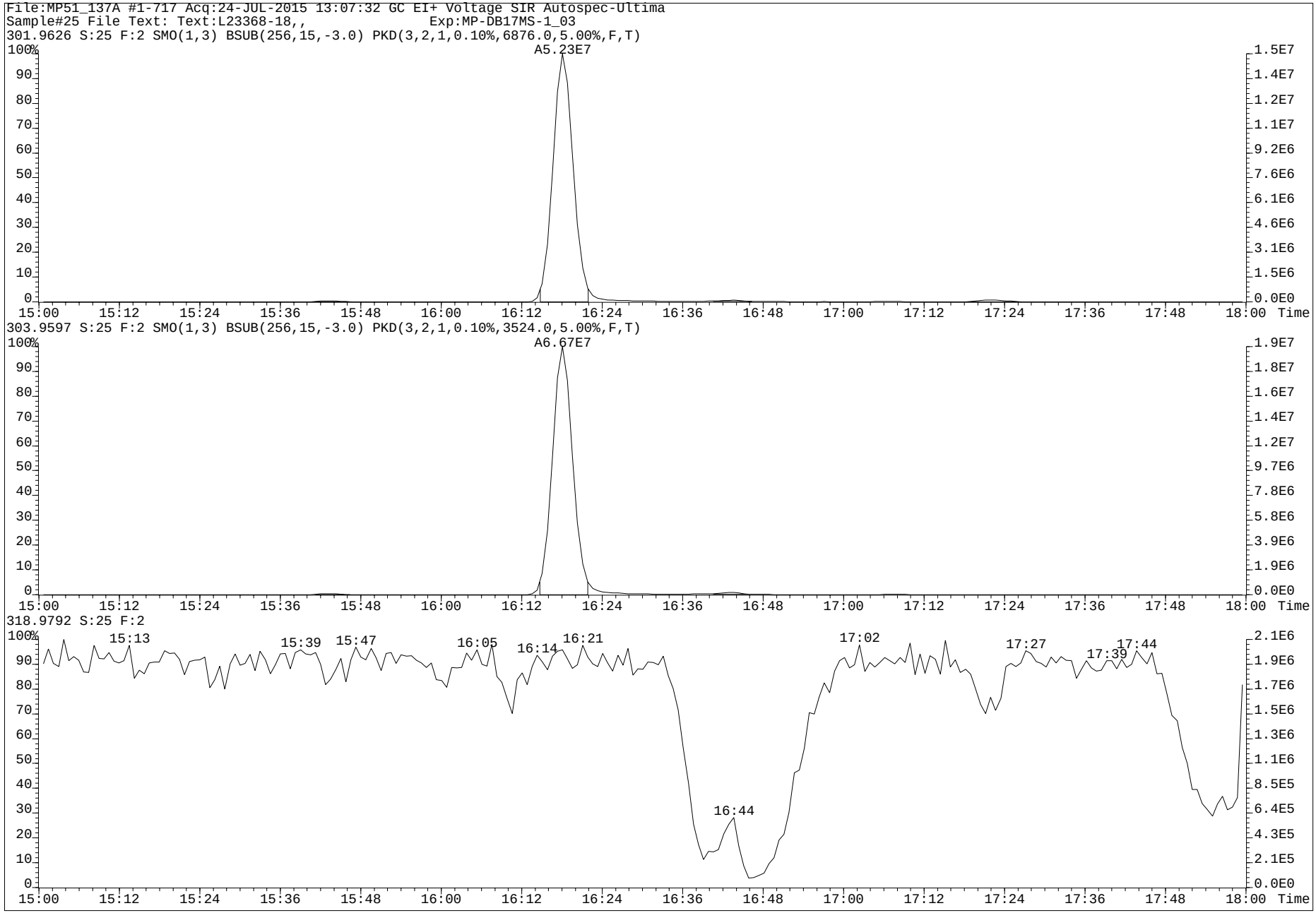
File:MP51_137A #1-717 Acq:24-JUL-2015 13:07:32 GC EI+ Voltage SIR Autospec-Ultima
Sample#25 File Text: Text:L23368-18,, Exp:MP-DB17MS-1_03
301.9626 S:25 F:2 SMO(1,3) BSUB(256,15,-3.0) PKD(3,2,1,0.10%,6876.0,5.00%,F,T)
A5.23E7
303.9597 S:25 F:2 SMO(1,3) BSUB(256,15,-3.0) PKD(3,2,1,0.10%,3524.0,5.00%,F,T)
A6.67E7
318.9792 S:25 F:2
15:13
15:39
15:47
16:05
16:14
16:21
16:44
17:02
17:27
17:39
17:44
Time

www.axysanalytical.com

Run #15 Filename MP51_141C S: 13 I: 1 Acquired: 6-AUG-15 01:11:47 Processed: 6-AUG-15 14:24:39
Run: mp51_141c-a Analyte: MP-DB17-S12 Cal: mp51_140j-8a Results: MP51_141C-C Version: V3.6 6-JAN-2000 17:51:42
Sample text: L23368-18,N, 3.841 Comments: 40,WG51889,2.0/400uL
sample size: 4.000000 conc units: pg/gm total toxicity: 332867» F1: 1.0000 F2: 1.0000

	Typ	Name	#Hom	Resp	RA		RT	Conc	Tox #1	DL	Rec	M?
1	Unk	1-OH-Naphthalene	1	9.33e+06	1.15	n	8:07	15728.837	1573	550.7751	-	n
2	Unk	1-OH-Pyrene	1	2.92e+09	4.05	n	20:46	2551240.082	2551»	5081.2810	-	n
3	Unk	3-OH-Chrysene	1	6.09e+07	2.73	n	23:02	88429.735	8843	2414.7360	-	y
4	Unk	3-OH-Benz[a]anthracene	1	8.67e+06	2.53	n	23:12	9074.641	4537	1677.0533	-	y
5	Unk	7,8-OH-Benzo[a]pyrene-C	0	*	*	n	NotFnd	*	*	*	-	n
6	Unk	7,8-OH-Benzo[a]pyrene-T	0	*	*	n	NotFnd	*	*	*	-	n
7	Unk	7,8-OH-Benzo[a]pyrene-3	1	9.83e+06	6.26	n	26:11	*	*	*	-	n
8	Unk	o 9-OH-Benzo[a]pyrene	1	4.42e+07	8.53	n	26:31	102118.721	10212	1400.8274	-	n
9	Unk	o 3-OH-Benzo[a]pyrene	1	9.72e+07	7.76	n	26:42	525782.935	52578	4659.9974	-	n
10	Unk	7,8-OH-Benzo[a]pyrene-4	1	1.42e+07	14.05	n	27:05	*	*	*	-	n
11	IS	13C6-1-OH-Naphthalene	1	6.66e+06	0.98	n	8:07	10949.948	-	733.2156	87.8	n
12	IS	13C6-1-OH-Pyrene	1	1.50e+07	5.40	n	20:46	18712.934	-	531.4734	150.0	n
13	IS	13C6-1-OH-BAA	1	1.31e+07	3.43	n	22:30	10700.939	-	586.5925	85.1	n
14	IS	o 13C6-3-OH-Chrysene	1	1.16e+07	2.94	n	23:02	9294.179	-	574.8237	✓ 73.8	n
15	IS	o D11-3-OH-Benzo[a]pyrene	1	3.93e+06	9.56	n	26:38	5142.243	-	139.1397	41.4	n
16	IS	13C-CL4-OH-PCB-79	1	5.04e+04	0.96	n	20:05	596.399	-	1796.5157	23.9	y
17	IS	13C-CL4-PCB-79	0	*	*	n	NotFnd	*	-	*	Div0	n
18	RS	13C-CL4-PCB-81	1	1.17e+06	0.72	y	16:25	0.234	-	-	-	n
19	Tot	Fn1 Lock	-	-			-	-	-	-	-	n
20	Tot	Fn2 Lock	-	-			-	-	-	-	-	n
21	Tot	Fn3 Lock	-	-			-	-	-	-	-	n
22	Tot	Fn4 Lock	-	-			-	-	-	-	-	n
23	Tot	Fn4 Lock	-	-			-	-	-	-	-	n
24	Tot	Fn5 Lock	-	-			-	-	-	-	-	n
25	Tot	Fn6 Lock	-	-			-	-	-	-	-	n

x conc & DL by 1.043

o Report only

PV AS 8-AUG-2015

SU for MW
11-Aug-2015

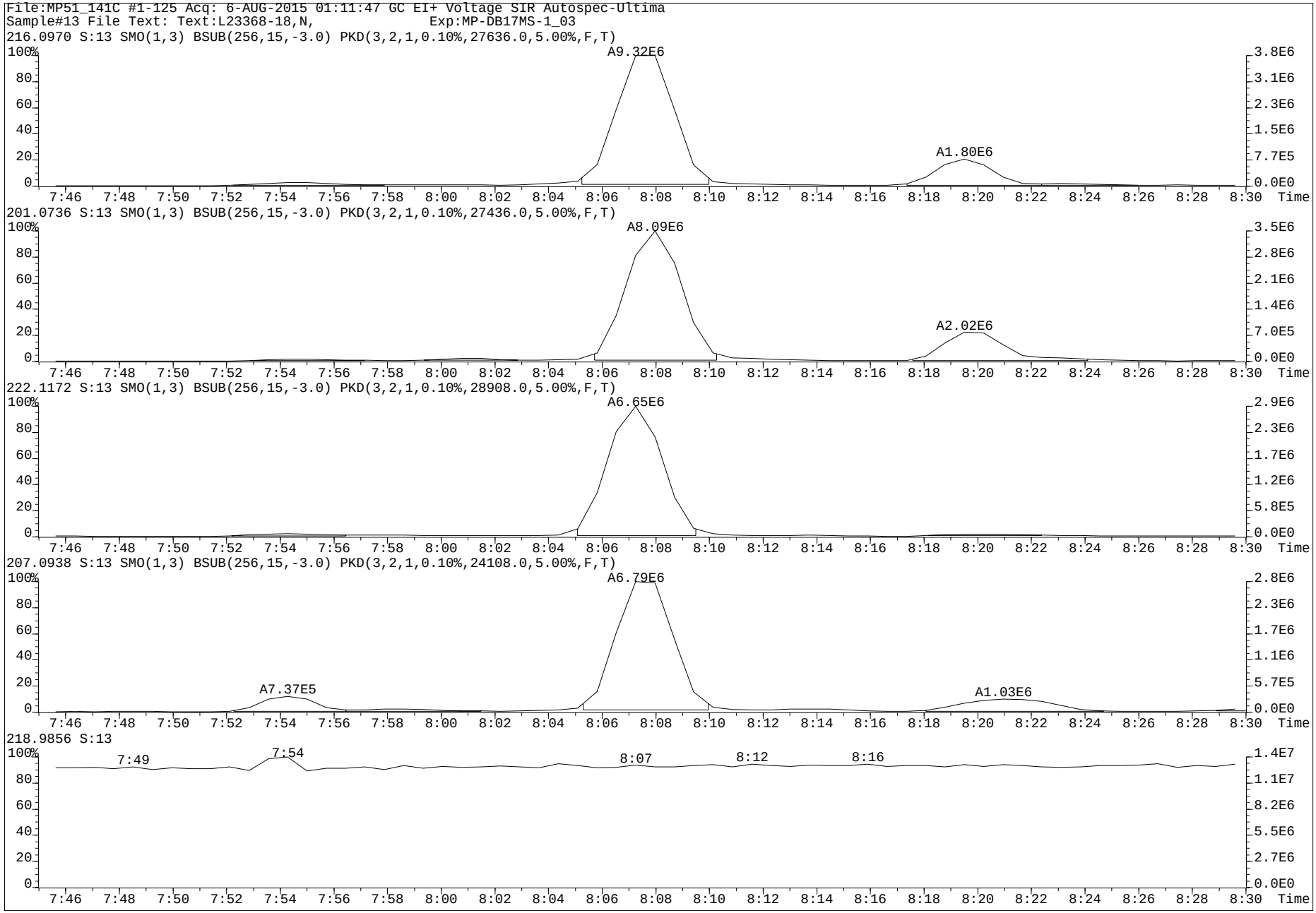
File:MP51_141C #1-125 Acq: 6-AUG-2015 01:11:47 GC EI+ Voltage SIR Autospec-Ultima
Sample#13 File Text: Text:L23368-18,N, Exp:MP-DB17MS-1_03
216.0970 S:13 SMO(1,3) BSUB(256,15,-3.0) PKD(3,2,1,0.10%,27636.0,5.00%,F,T)
A9.32E6
A1.80E6
201.0736 S:13 SMO(1,3) BSUB(256,15,-3.0) PKD(3,2,1,0.10%,27436.0,5.00%,F,T)
A8.09E6
A2.02E6
222.1172 S:13 SMO(1,3) BSUB(256,15,-3.0) PKD(3,2,1,0.10%,28908.0,5.00%,F,T)
A6.65E6
207.0938 S:13 SMO(1,3) BSUB(256,15,-3.0) PKD(3,2,1,0.10%,24108.0,5.00%,F,T)
A6.79E6
A7.37E5
A1.03E6
218.9856 S:13
7:49
7:54
8:07
8:12
8:16
Time

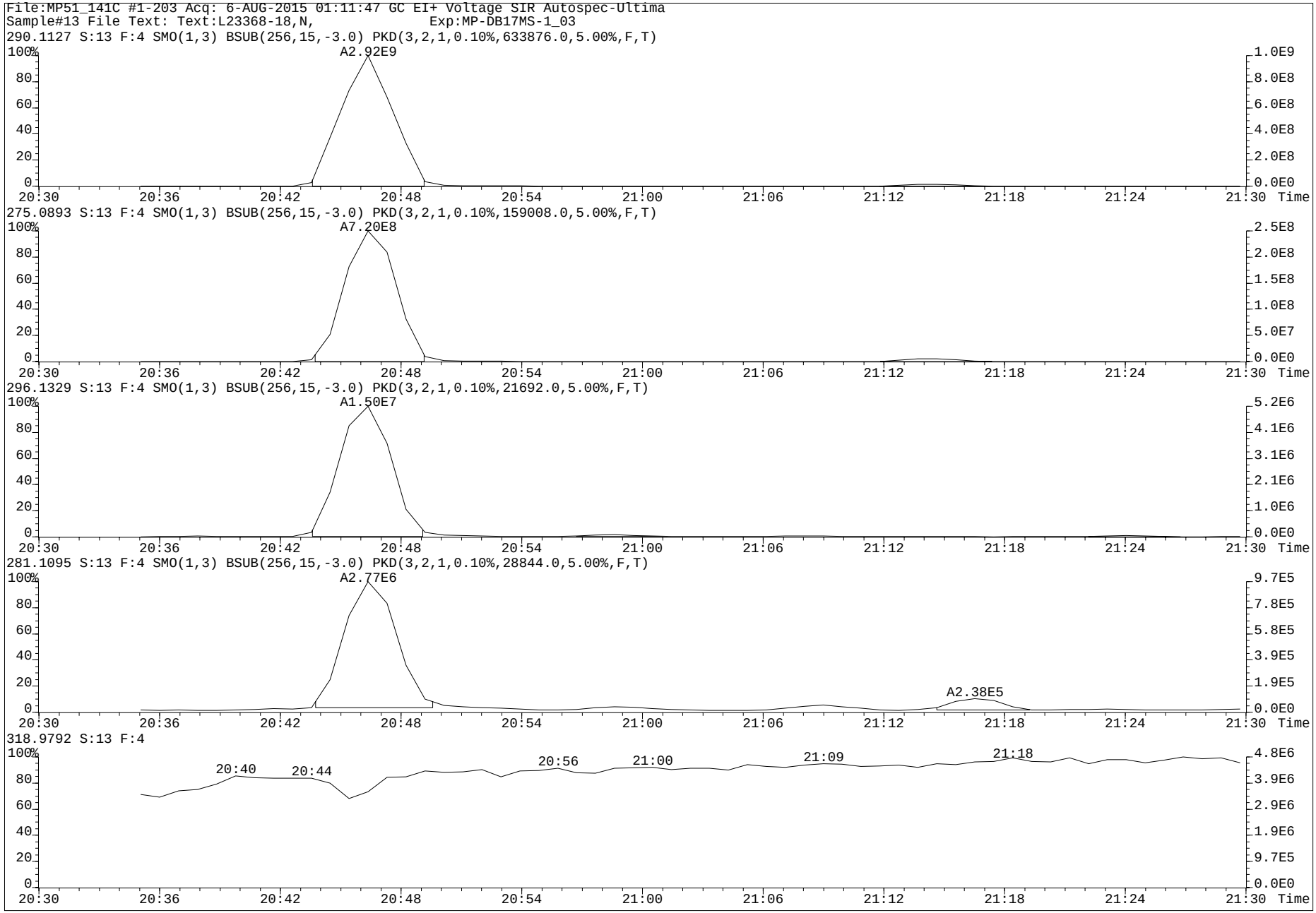
File:MP51_141C #1-203 Acq: 6-AUG-2015 01:11:47 GC EI+ Voltage SIR Autospec-Ultima
Sample#13 File Text: Text:L23368-18,N, Exp:MP-DB17MS-1_03
290.1127 S:13 F:4 SMO(1,3) BSUB(256,15,-3.0) PKD(3,2,1,0.10%,633876.0,5.00%,F,T)
A2.92E9
275.0893 S:13 F:4 SMO(1,3) BSUB(256,15,-3.0) PKD(3,2,1,0.10%,159008.0,5.00%,F,T)
A7.20E8
296.1329 S:13 F:4 SMO(1,3) BSUB(256,15,-3.0) PKD(3,2,1,0.10%,21692.0,5.00%,F,T)
A1.50E7
281.1095 S:13 F:4 SMO(1,3) BSUB(256,15,-3.0) PKD(3,2,1,0.10%,28844.0,5.00%,F,T)
A2.77E6
A2.38E5
318.9792 S:13 F:4
20:40
20:44
20:56
21:00
21:09
21:18
Time

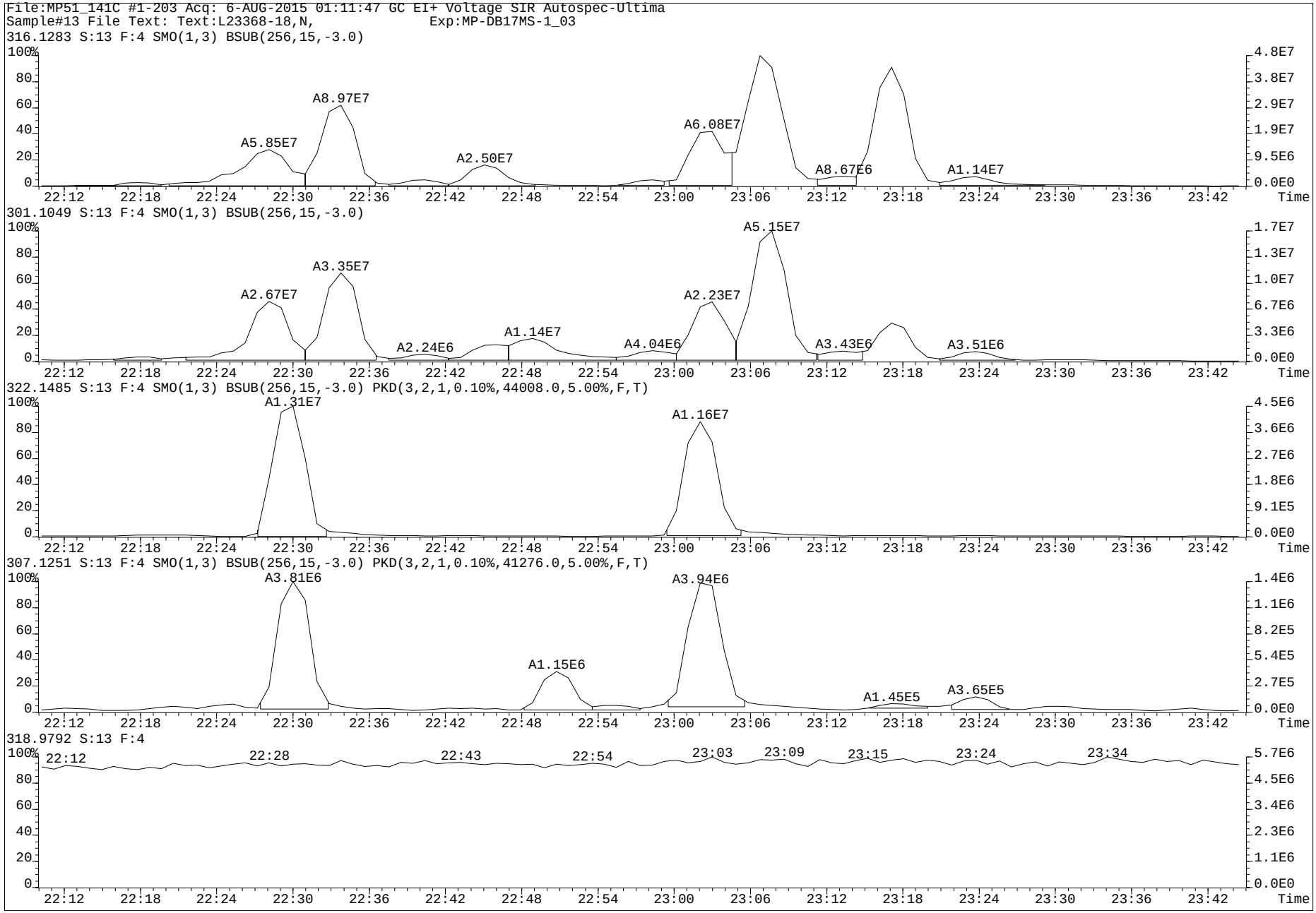
File:MP51_141C #1-203 Acq: 6-AUG-2015 01:11:47 GC EI+ Voltage SIR Autospec-Ultima
Sample#13 File Text: Text:L23368-18,N, Exp:MP-DB17MS-1_03
316.1283 S:13 F:4 SMO(1,3) BSUB(256,15,-3.0)
A5.85E7
A8.97E7
A2.50E7
A6.08E7
A8.67E6
A1.14E7
301.1049 S:13 F:4 SMO(1,3) BSUB(256,15,-3.0)
A2.67E7
A3.35E7
A2.24E6
A1.14E7
A4.04E6
A2.23E7
A5.15E7
A3.43E6
A3.51E6
322.1485 S:13 F:4 SMO(1,3) BSUB(256,15,-3.0) PKD(3,2,1,0.10%,44008.0,5.00%,F,T)
A1.31E7
A1.16E7
307.1251 S:13 F:4 SMO(1,3) BSUB(256,15,-3.0) PKD(3,2,1,0.10%,41276.0,5.00%,F,T)
A3.81E6
A1.15E6
A3.94E6
A1.45E5
A3.65E5
318.9792 S:13 F:4
22:12
22:28
22:43
22:54
23:03
23:09
23:15
23:24
23:34
Time

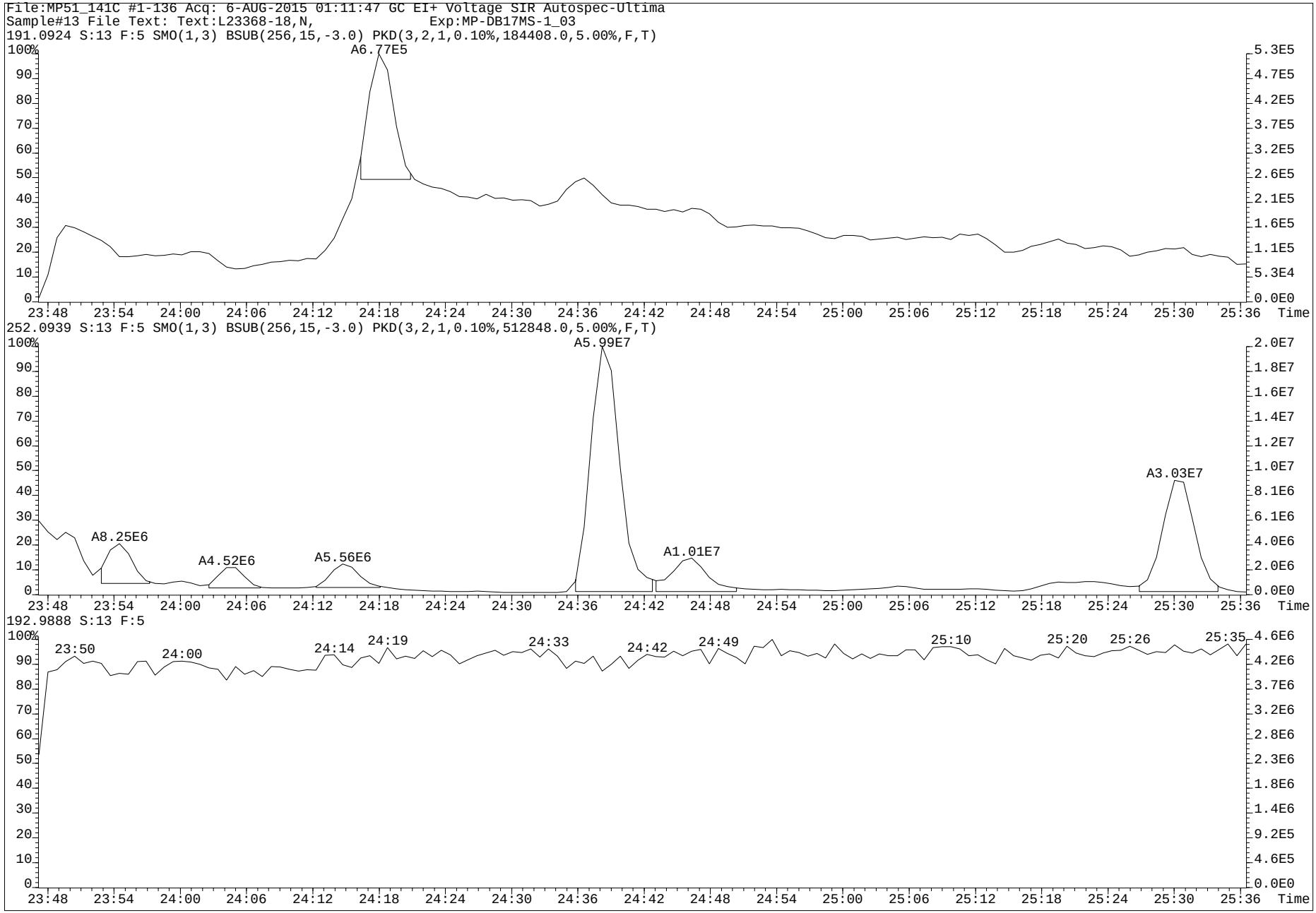
File:MP51_141C #1-136 Acq: 6-AUG-2015 01:11:47 GC EI+ Voltage SIR Autospec-Ultima
Sample#13 File Text: Text:L23368-18,N, Exp:MP-DB17MS-1_03
191.0924 S:13 F:5 SMO(1,3) BSUB(256,15,-3.0) PKD(3,2,1,0.10%,184408.0,5.00%,F,T)
A6.77E5
252.0939 S:13 F:5 SMO(1,3) BSUB(256,15,-3.0) PKD(3,2,1,0.10%,512848.0,5.00%,F,T)
A5.99E7
A3.03E7
A8.25E6
A4.52E6
A5.56E6
A1.01E7
192.9888 S:13 F:5
23:50
24:00
24:14
24:19
24:33
24:42
24:49
25:10
25:20
25:26
25:35
Time

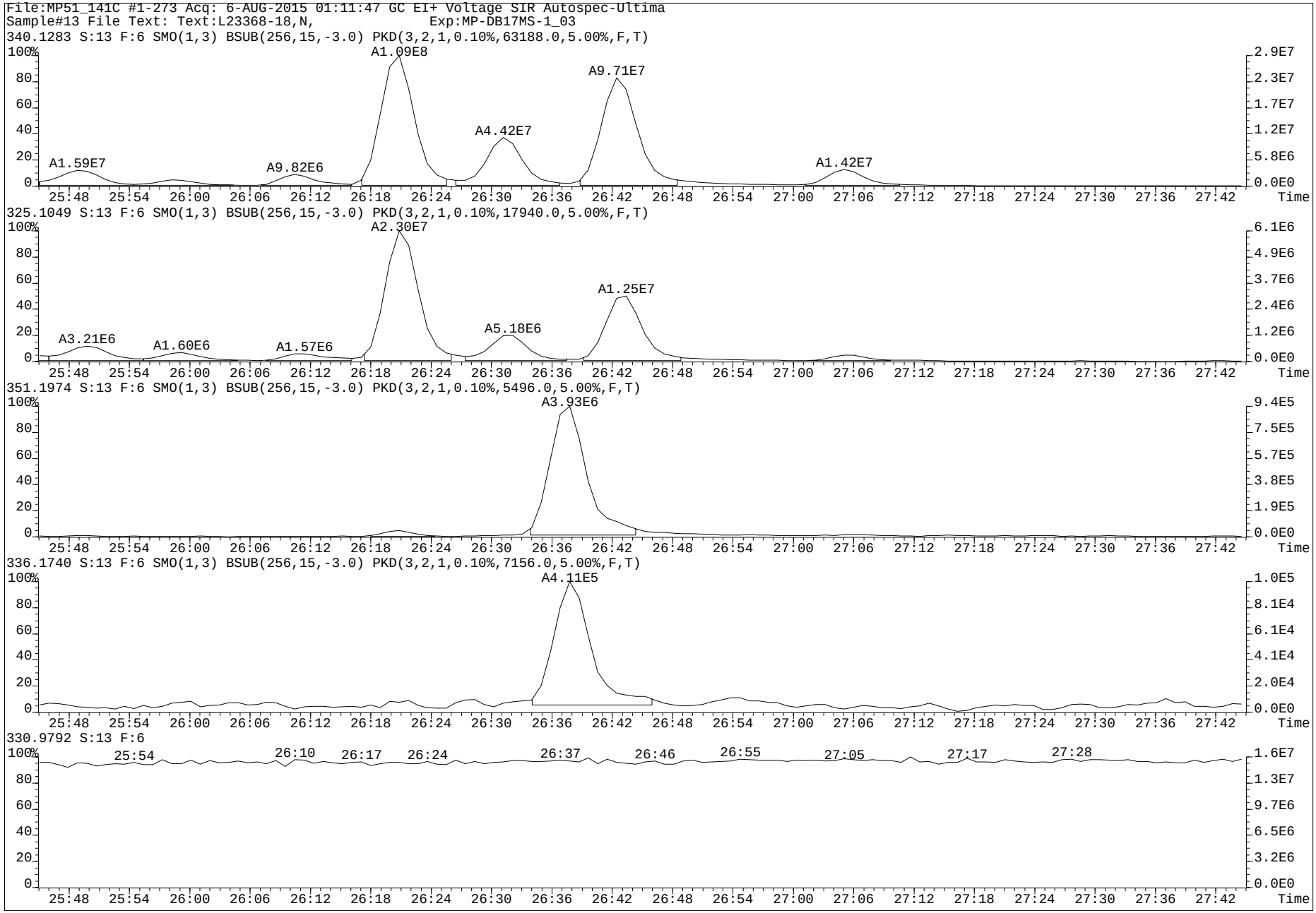
File:MP51_141C #1-273 Acq: 6-AUG-2015 01:11:47 GC EI+ Voltage SIR Autospec-Ultima
Sample#13 File Text: Text:L23368-18,N, Exp:MP-DB17MS-1_03
340.1283 S:13 F:6 SMO(1,3) BSUB(256,15,-3.0) PKD(3,2,1,0.10%,63188.0,5.00%,F,T)
A1.09E8
A9.71E7
A4.42E7
A1.59E7
A9.82E6
A1.42E7
325.1049 S:13 F:6 SMO(1,3) BSUB(256,15,-3.0) PKD(3,2,1,0.10%,17940.0,5.00%,F,T)
A2.30E7
A1.25E7
A5.18E6
A3.21E6
A1.60E6
A1.57E6
351.1974 S:13 F:6 SMO(1,3) BSUB(256,15,-3.0) PKD(3,2,1,0.10%,5496.0,5.00%,F,T)
A3.93E6
336.1740 S:13 F:6 SMO(1,3) BSUB(256,15,-3.0) PKD(3,2,1,0.10%,7156.0,5.00%,F,T)
A4.11E5
330.9792 S:13 F:6
25:54
26:10
26:17
26:24
26:37
26:46
26:55
27:05
27:17
27:28
Time

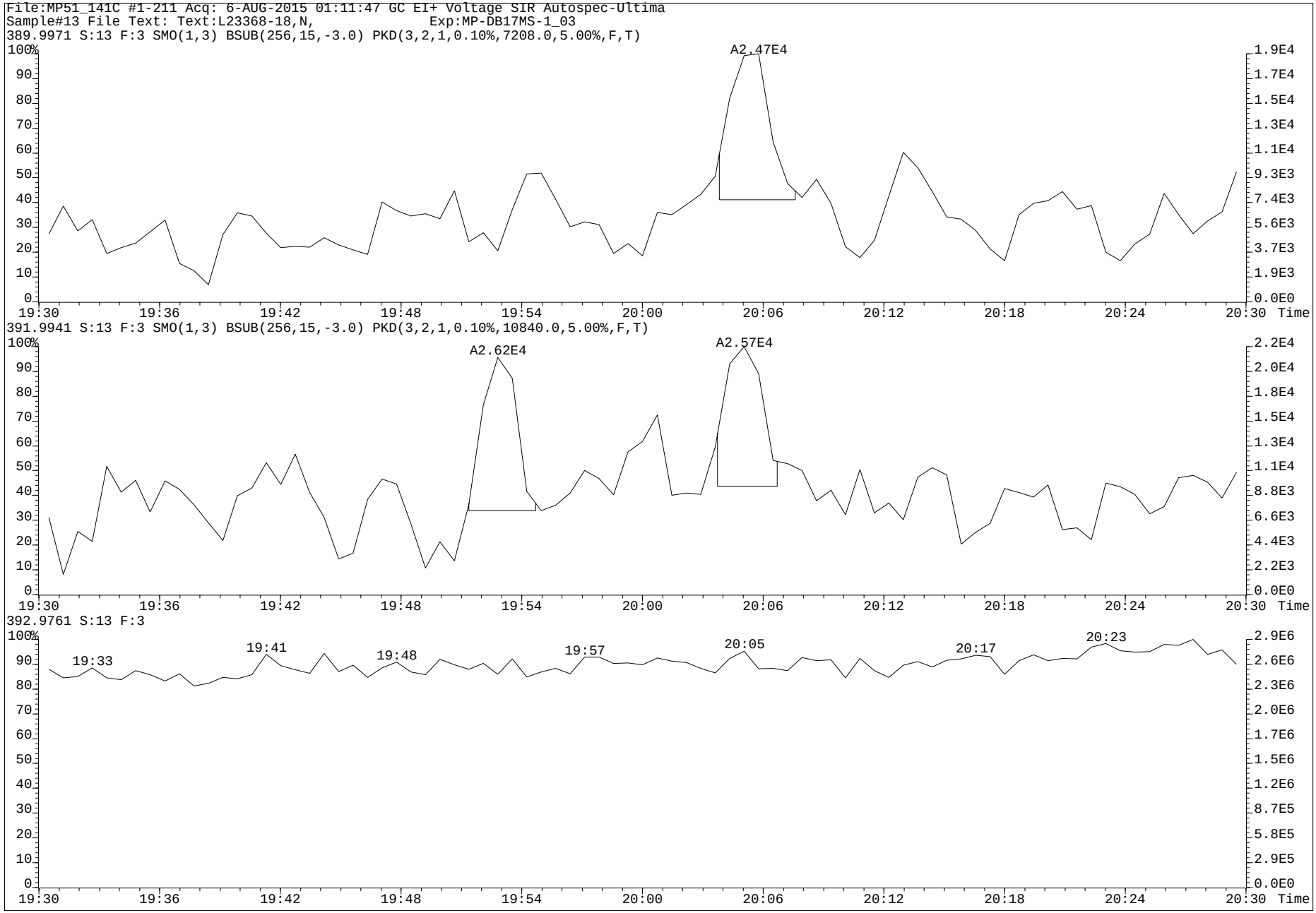
File:MP51_141C #1-211 Acq: 6-AUG-2015 01:11:47 GC EI+ Voltage SIR Autospec-Ultima
Sample#13 File Text: Text:L23368-18,N, Exp:MP-DB17MS-1_03
389.9971 S:13 F:3 SMO(1,3) BSUB(256,15,-3.0) PKD(3,2,1,0.10%,7208.0,5.00%,F,T)
A2.47E4
391.9941 S:13 F:3 SMO(1,3) BSUB(256,15,-3.0) PKD(3,2,1,0.10%,10840.0,5.00%,F,T)
A2.62E4
A2.57E4
392.9761 S:13 F:3
19:33
19:41
19:48
19:57
20:05
20:17
20:23
19:30
19:36
19:42
19:48
19:54
20:00
20:06
20:12
20:18
20:24
20:30
Time

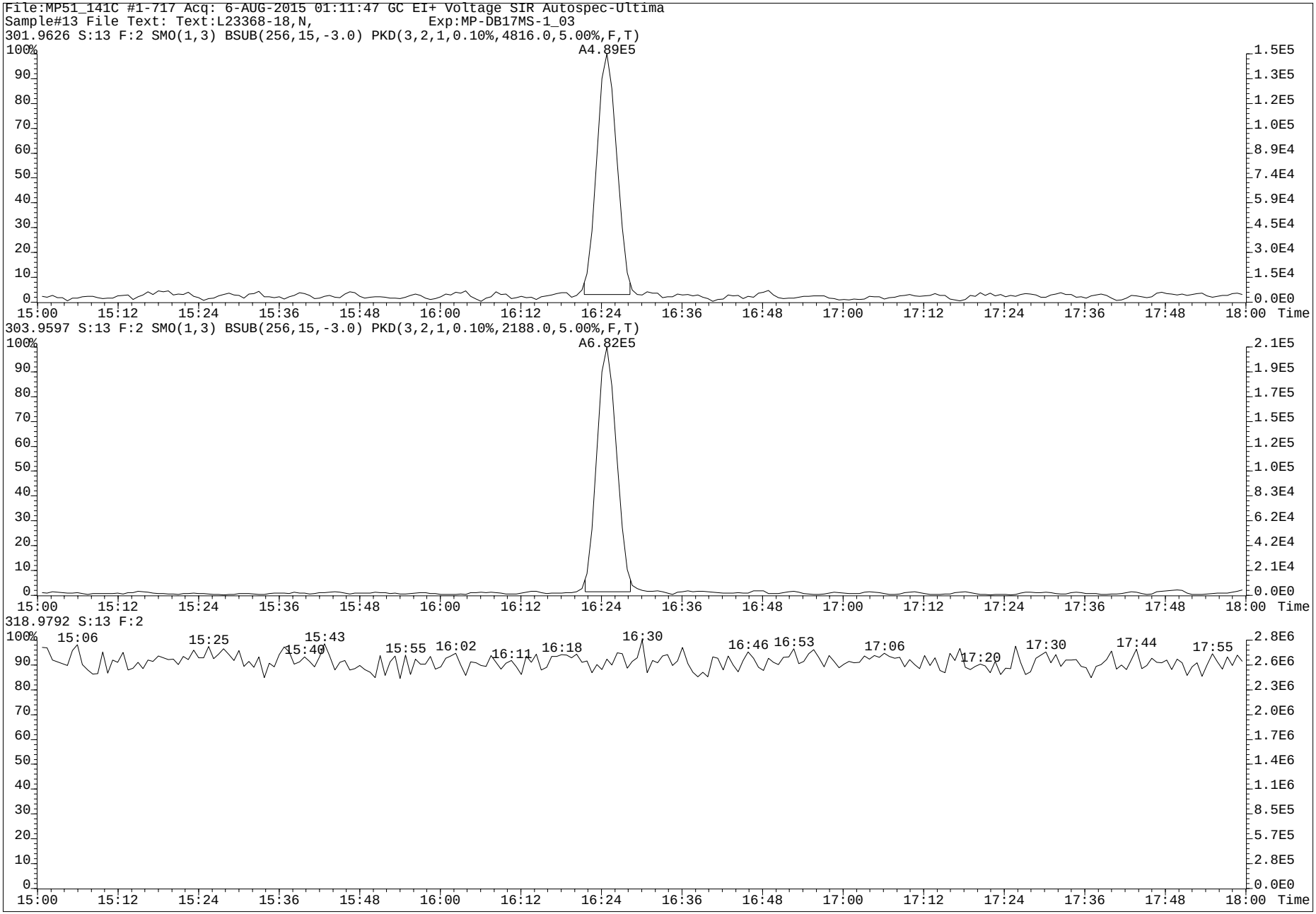
File:MP51_141C #1-717 Acq: 6-AUG-2015 01:11:47 GC EI+ Voltage SIR Autospec-Ultima
Sample#13 File Text: Text:L23368-18,N, Exp:MP-DB17MS-1_03
301.9626 S:13 F:2 SMO(1,3) BSUB(256,15,-3.0) PKD(3,2,1,0.10%,4816.0,5.00%,F,T)
A4.89E5
303.9597 S:13 F:2 SMO(1,3) BSUB(256,15,-3.0) PKD(3,2,1,0.10%,2188.0,5.00%,F,T)
A6.82E5
318.9792 S:13 F:2
15:06 15:25 15:40 15:43 15:55 16:02 16:11 16:18 16:30 16:46 16:53 17:06 17:20 17:30 17:44 17:55
15:00 15:12 15:24 15:36 15:48 16:00 16:12 16:24 16:36 16:48 17:00 17:12 17:24 17:36 17:48 18:00 Time

www.axysanalytical.com

Run #17 Filename MP51_137A S: 26 I: 1 Acquired: 24-JUL-15 13:41:39 Processed: 24-JUL-15 15:10:07
Run: mp51_137a-a Analyte: MP-DB17-S12 Cal: mp51_134-8a Results: MP51_137A-B Version: V3.6 6-JAN-2000 17:51:42
Sample text: L23368-19,, 3.837 Comments: 1,WG51889,2.0/200uL
sample size: 4.004000 conc units: pg/µm³ total toxicity: 16893.» F1: 1.0000 F2: 1.0000

	Typ	Name	#Hom	Resp	RA		RT	Conc	Tox #1	DL	Rec	M?
1	Unk	1-OH-Naphthalene	1	4.59e+07	0.82	n	8:12	2656.099	266	304.5298	-	n
2	Unk	1-OH-Pyrene	1	4.99e+09	1.27	n	20:41	127684.493	12768	822.3273	-	n
3	Unk	3-OH-Chrysene	1	2.75e+08	1.93	n	22:59	9676.188	968	1409.6366	-	y
4	Unk	3-OH-Benz[a]anthracene	1	2.40e+07	1.60	n	23:10	590.367	295	919.6448	-	y
5	Unk	7,8-OH-Benzo[a]pyrene-C	0	*	*	n	NotFnd	*	*	*	-	n
6	Unk	7,8-OH-Benzo[a]pyrene-T	0	*	*	n	NotFnd	*	*	*	-	n
7	Unk	7,8-OH-Benzo[a]pyrene-3	1	2.78e+07	3.12	n	26:14	*	*	*	-	n
8	Unk	9-OH-Benzo[a]pyrene	1	8.24e+07	5.91	n	26:33	6420.672	642	648.7138	-	y
9	Unk	3-OH-Benzo[a]pyrene	1	1.97e+08	5.81	n	26:44	19545.128	1955	1054.6609	-	n
10	Unk	7,8-OH-Benzo[a]pyrene-4	1	2.74e+07	12.06	n	27:07	*	*	*	-	n
11	IS	13C6-1-OH-Naphthalene	1	1.80e+08	0.75	n	8:11	3717.227	-	84.5125	29.8	n
12	IS	13C6-1-OH-Pyrene	1	4.82e+08	3.39	n	20:41	7343.157	-	50.3313	58.8	n
13	IS	13C6-1-OH-BAA	1	5.20e+08	2.46	n	22:25	10211.465	-	113.8069	81.1	n
14	IS	13C6-3-OH-Chrysene	1	4.40e+08	2.26	n	22:59	7625.303	-	100.4888	60.5	n
15	IS	D11-3-OH-Benzo[a]pyrene	1	1.95e+08	7.24	n	26:39	7769.432	-	14.7068	62.5	n
16	IS	13C-CL4-OH-PCB-79	1	3.12e+07	0.78	y	20:01	3436.823	-	31.2532	137.6	n
17	IS	13C-CL4-PCB-79	0	*	*	n	NotFnd	*	-	*	Div0	n
18	RS	13C-CL4-PCB-81	1	1.08e+08	0.79	y	16:17	8.508	-	-	-	n
19	Tot	Fn1 Lock	-	-			-	-	-	-	-	n
20	Tot	Fn2 Lock	-	-			-	-	-	-	-	n
21	Tot	Fn3 Lock	-	-			-	-	-	-	-	n
22	Tot	Fn4 Lock	-	-			-	-	-	-	-	n
23	Tot	Fn4 Lock	-	-			-	-	-	-	-	n
24	Tot	Fn5 Lock	-	-			-	-	-	-	-	n
25	Tot	Fn6 Lock	-	-			-	-	-	-	-	n

× conc. DNL by 1.043

PV AS 8-AUG-2015

SV by MW
11-Aug-2015

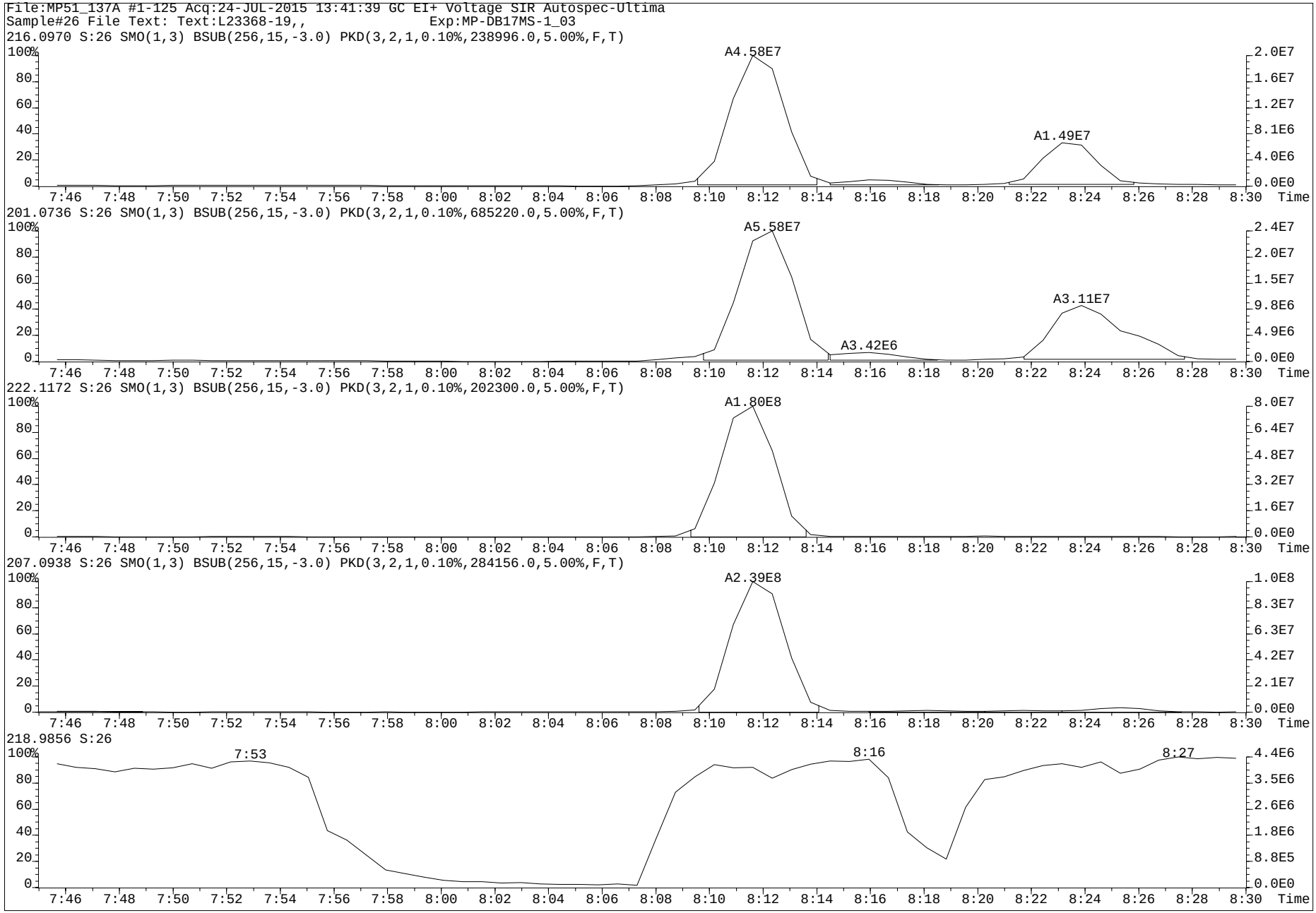
File:MP51_137A #1-125 Acq:24-JUL-2015 13:41:39 GC EI+ Voltage SIR Autospec-Ultima
Sample#26 File Text: Text:L23368-19,, Exp:MP-DB17MS-1_03
216.0970 S:26 SMO(1,3) BSUB(256,15,-3.0) PKD(3,2,1,0.10%,238996.0,5.00%,F,T)
A4.58E7
A1.49E7
201.0736 S:26 SMO(1,3) BSUB(256,15,-3.0) PKD(3,2,1,0.10%,685220.0,5.00%,F,T)
A5.58E7
A3.11E7
A3.42E6
222.1172 S:26 SMO(1,3) BSUB(256,15,-3.0) PKD(3,2,1,0.10%,202300.0,5.00%,F,T)
A1.80E8
207.0938 S:26 SMO(1,3) BSUB(256,15,-3.0) PKD(3,2,1,0.10%,284156.0,5.00%,F,T)
A2.39E8
218.9856 S:26
7:53
8:16
8:27
Time

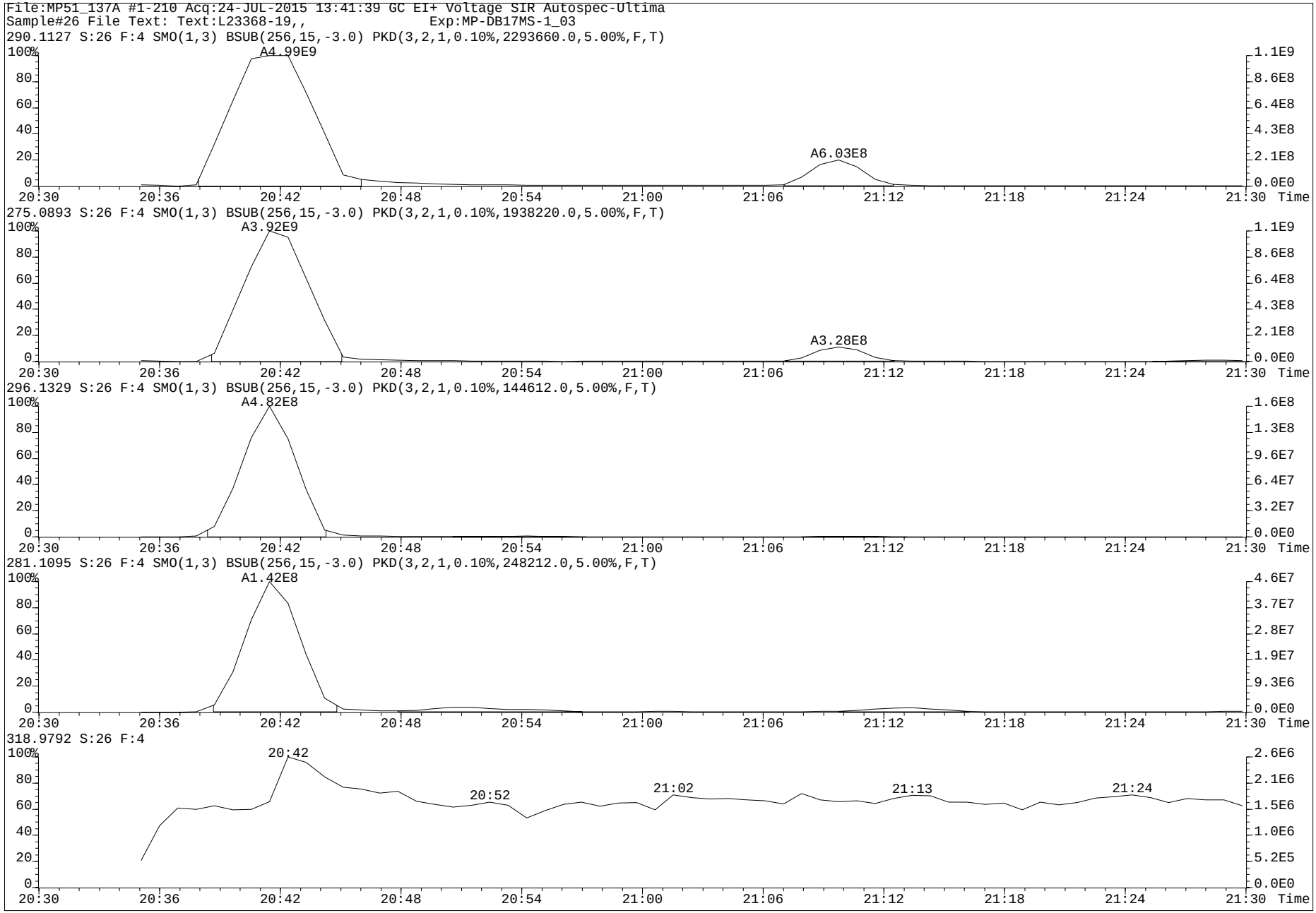
File:MP51_137A #1-210 Acq:24-JUL-2015 13:41:39 GC EI+ Voltage SIR Autospec-Ultima
Sample#26 File Text: Text:L23368-19,, Exp:MP-DB17MS-1_03
290.1127 S:26 F:4 SMO(1,3) BSUB(256,15,-3.0) PKD(3,2,1,0.10%,2293660.0,5.00%,F,T)
A4.99E9
A6.03E8
275.0893 S:26 F:4 SMO(1,3) BSUB(256,15,-3.0) PKD(3,2,1,0.10%,1938220.0,5.00%,F,T)
A3.92E9
A3.28E8
296.1329 S:26 F:4 SMO(1,3) BSUB(256,15,-3.0) PKD(3,2,1,0.10%,144612.0,5.00%,F,T)
A4.82E8
281.1095 S:26 F:4 SMO(1,3) BSUB(256,15,-3.0) PKD(3,2,1,0.10%,248212.0,5.00%,F,T)
A1.42E8
318.9792 S:26 F:4
20:42
20:52
21:02
21:13
21:24
Time

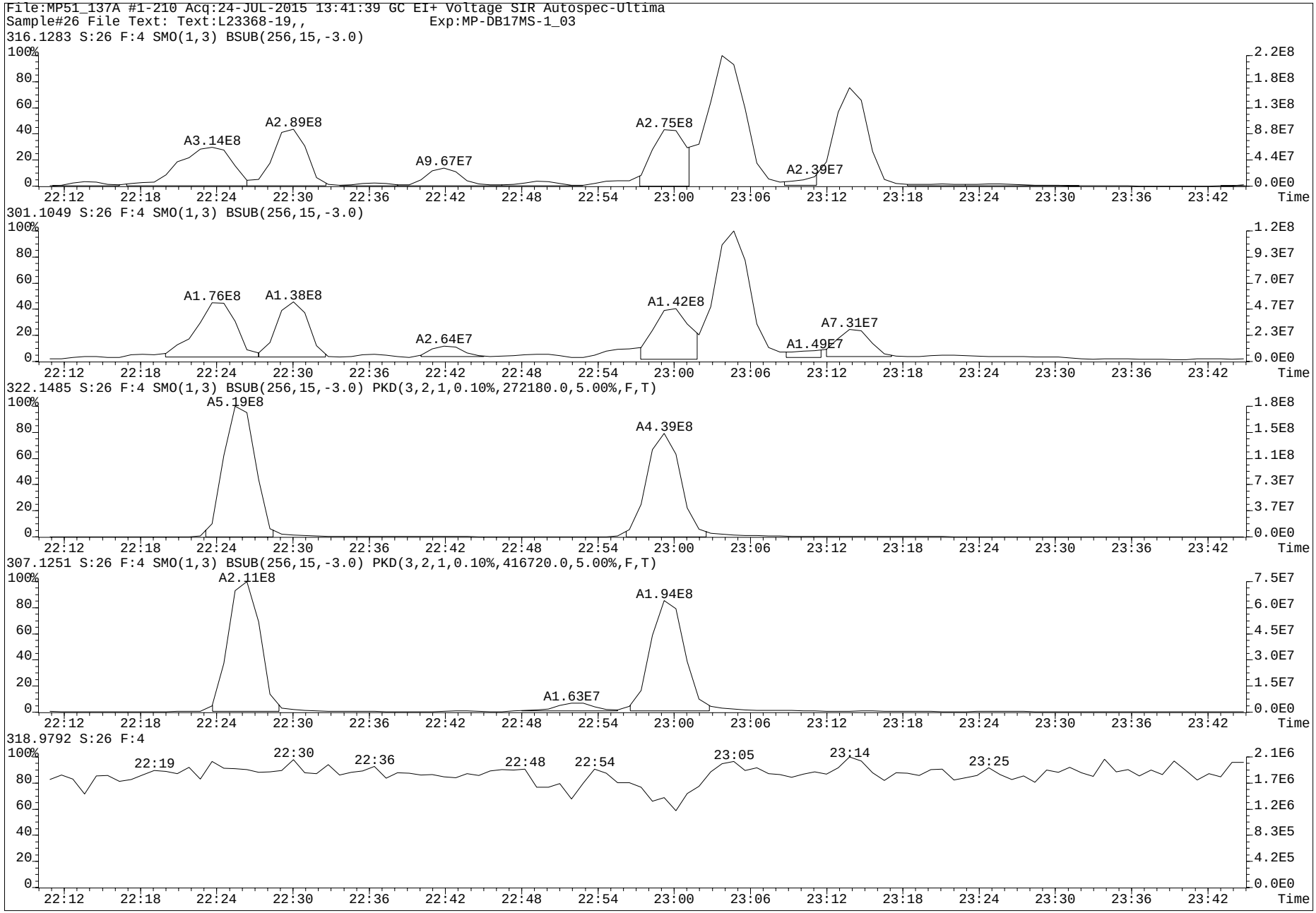
File:MP51_137A #1-210 Acq:24-JUL-2015 13:41:39 GC EI+ Voltage SIR Autospec-Ultima
Sample#26 File Text: Text:L23368-19,, Exp:MP-DB17MS-1_03
316.1283 S:26 F:4 SMO(1,3) BSUB(256,15,-3.0)
A3.14E8
A2.89E8
A9.67E7
A2.75E8
A2.39E7
301.1049 S:26 F:4 SMO(1,3) BSUB(256,15,-3.0)
A1.76E8
A1.38E8
A2.64E7
A1.42E8
A1.49E7
A7.31E7
322.1485 S:26 F:4 SMO(1,3) BSUB(256,15,-3.0) PKD(3,2,1,0.10%,272180.0,5.00%,F,T)
A5.19E8
A4.39E8
307.1251 S:26 F:4 SMO(1,3) BSUB(256,15,-3.0) PKD(3,2,1,0.10%,416720.0,5.00%,F,T)
A2.11E8
A1.63E7
A1.94E8
318.9792 S:26 F:4
22:19
22:30
22:36
22:48
22:54
23:05
23:14
23:25
Time

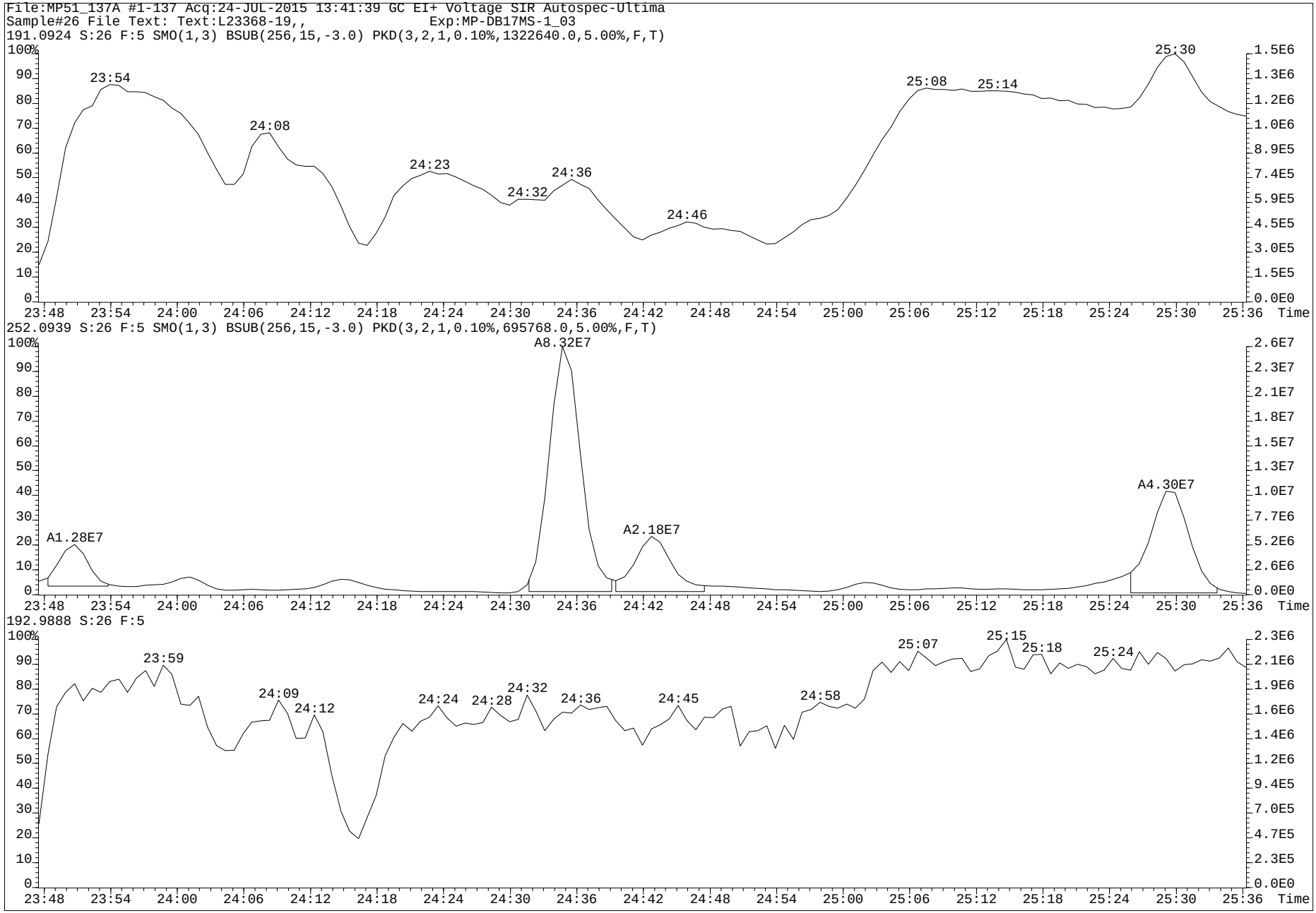
File:MP51_137A #1-137 Acq:24-JUL-2015 13:41:39 GC EI+ Voltage SIR Autospec-Ultima
Sample#26 File Text: Text:L23368-19,, Exp:MP-DB17MS-1_03
191.0924 S:26 F:5 SMO(1,3) BSUB(256,15,-3.0) PKD(3,2,1,0.10%,1322640.0,5.00%,F,T)
23:54
24:08
24:23
24:32
24:36
24:46
25:08
25:14
25:30
252.0939 S:26 F:5 SMO(1,3) BSUB(256,15,-3.0) PKD(3,2,1,0.10%,695768.0,5.00%,F,T)
A1.28E7
A8.32E7
A2.18E7
A4.30E7
192.9888 S:26 F:5
23:59
24:09
24:12
24:24
24:28
24:32
24:36
24:45
24:58
25:07
25:15
25:18
25:24
Time

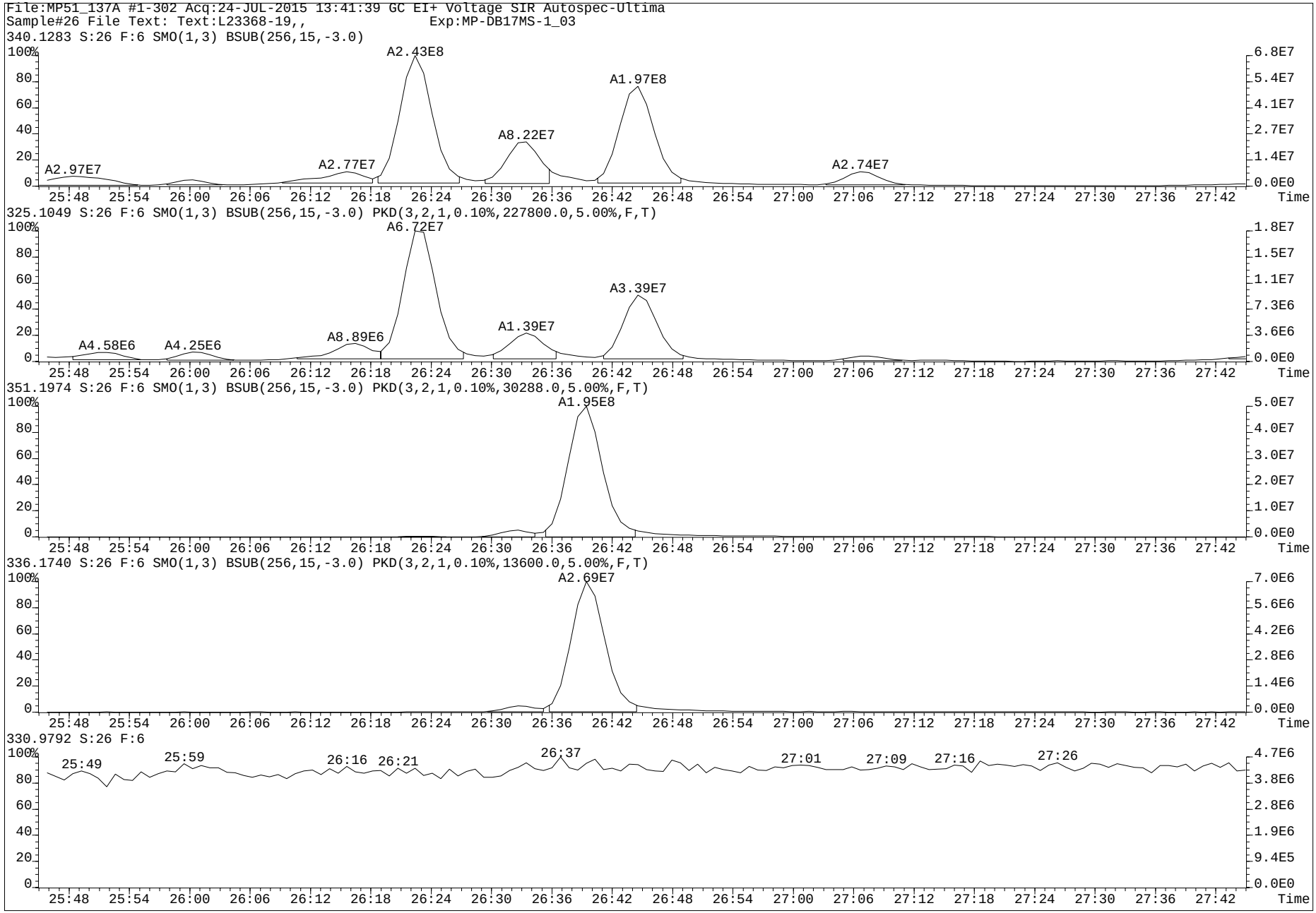
File:MP51_137A #1-302 Acq:24-JUL-2015 13:41:39 GC EI+ Voltage SIR Autospec-Ultima
Sample#26 File Text: Text:L23368-19,, Exp:MP-DB17MS-1_03
340.1283 S:26 F:6 SMO(1,3) BSUB(256,15,-3.0)
A2.43E8
A1.97E8
A8.22E7
A2.77E7
A2.97E7
A2.74E7
325.1049 S:26 F:6 SMO(1,3) BSUB(256,15,-3.0) PKD(3,2,1,0.10%,227800.0,5.00%,F,T)
A6.72E7
A3.39E7
A1.39E7
A8.89E6
A4.58E6
A4.25E6
351.1974 S:26 F:6 SMO(1,3) BSUB(256,15,-3.0) PKD(3,2,1,0.10%,30288.0,5.00%,F,T)
A1.95E8
336.1740 S:26 F:6 SMO(1,3) BSUB(256,15,-3.0) PKD(3,2,1,0.10%,13600.0,5.00%,F,T)
A2.69E7
330.9792 S:26 F:6
25:49
25:59
26:16
26:21
26:37
27:01
27:09
27:16
27:26
Time

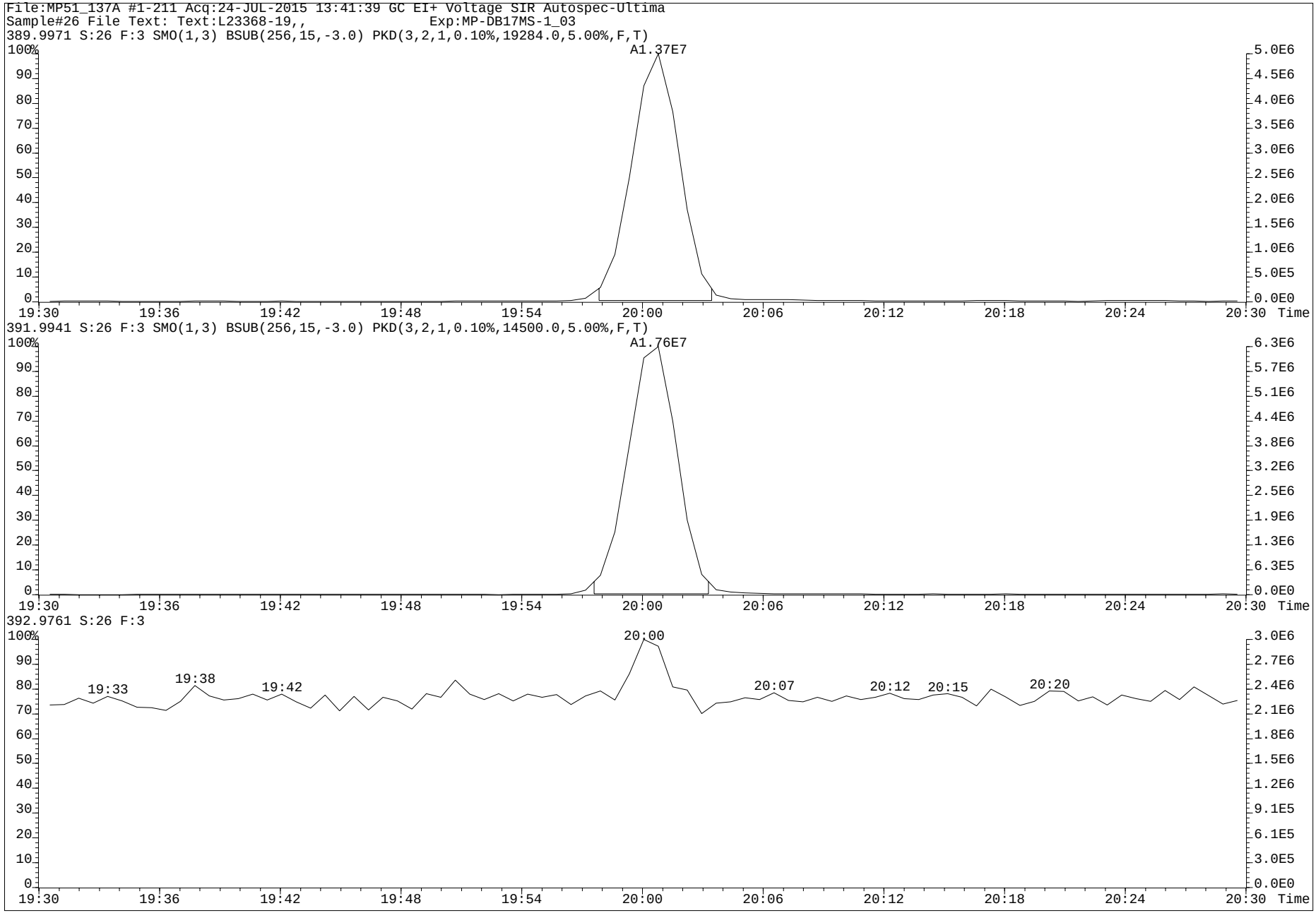
File:MP51_137A #1-211 Acq:24-JUL-2015 13:41:39 GC EI+ Voltage SIR Autospec-Ultima
Sample#26 File Text: Text:L23368-19,, Exp:MP-DB17MS-1_03
389.9971 S:26 F:3 SMO(1,3) BSUB(256,15,-3.0) PKD(3,2,1,0.10%,19284.0,5.00%,F,T)
A1.37E7
391.9941 S:26 F:3 SMO(1,3) BSUB(256,15,-3.0) PKD(3,2,1,0.10%,14500.0,5.00%,F,T)
A1.76E7
392.9761 S:26 F:3
19:33
19:38
19:42
20:00
20:07
20:12
20:15
20:20
Time

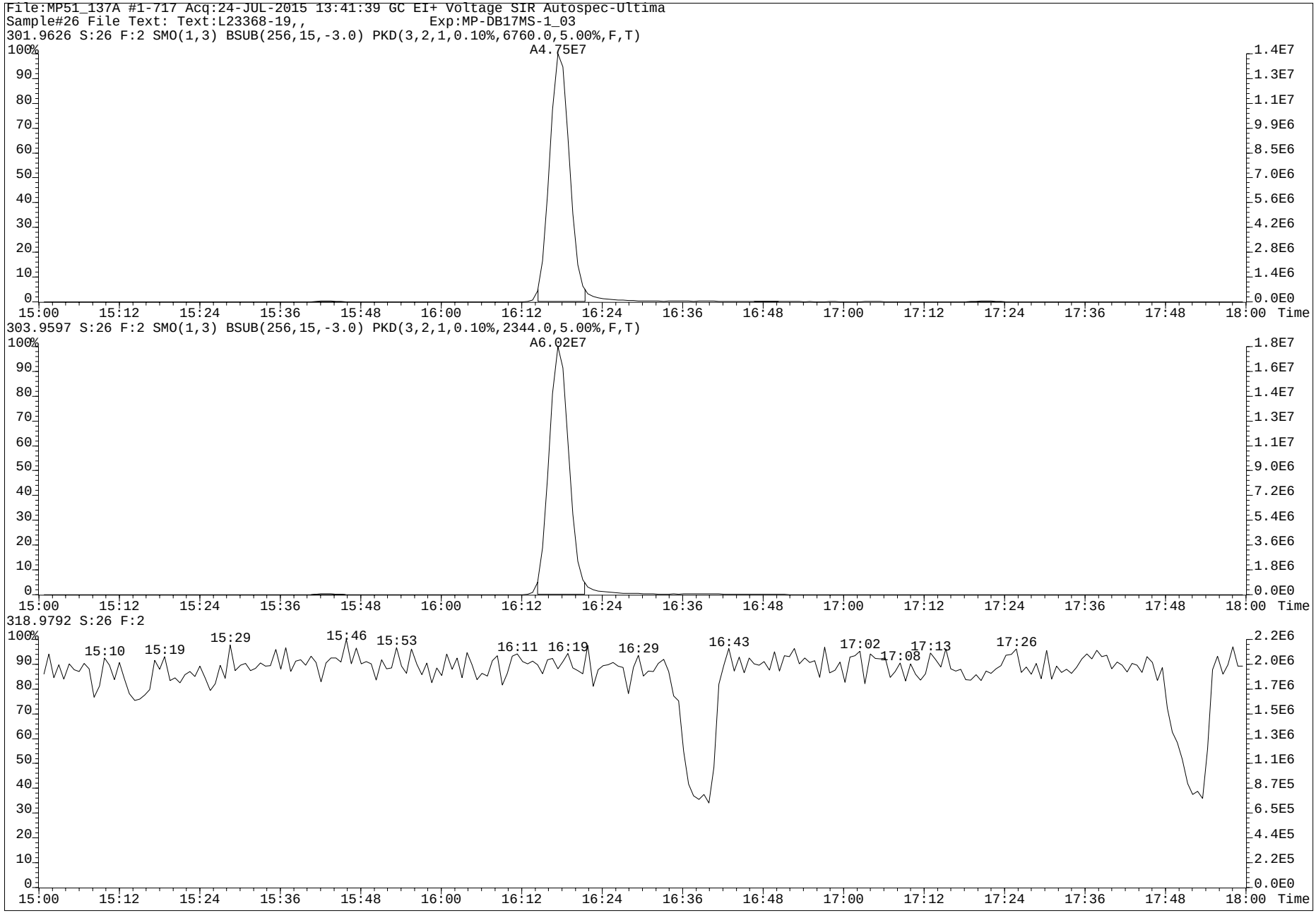
File:MP51_137A #1-717 Acq:24-JUL-2015 13:41:39 GC EI+ Voltage SIR Autospec-Ultima
Sample#26 File Text: Text:L23368-19,, Exp:MP-DB17MS-1_03
301.9626 S:26 F:2 SMO(1,3) BSUB(256,15,-3.0) PKD(3,2,1,0.10%,6760.0,5.00%,F,T)
A4.75E7
303.9597 S:26 F:2 SMO(1,3) BSUB(256,15,-3.0) PKD(3,2,1,0.10%,2344.0,5.00%,F,T)
A6.02E7
318.9792 S:26 F:2
15:10
15:19
15:29
15:46
15:53
16:11
16:19
16:29
16:43
17:02
17:08
17:13
17:26
Time

www.axysanalytical.com

Run #18 Filename MP51_137A S: 27 I: 1 Acquired: 24-JUL-15 14:15:45 Processed: 24-JUL-15 15:10:11
Run: mp51_137a-a Analyte: MP-DB17-S12 Cal: mp51_134-8a Results: MP51_137A-B Version: V3.6 6-JAN-2000 17:51:42
Sample text: L23368-20,, 3.841 Comments: 1,WG51889,2.0/200uL
sample size: ~~4.008000~~ conc units: pg/g total toxicity: 29703.» F1: 1.0000 F2: 1.0000

	Typ	Name	#Hom	Resp	RA		RT	Conc	Tox #1	DL	Rec	M?
1	Unk	1-OH-Naphthalene	1	7.52e+07	0.84	n	8:11	4544.855	454	374.5626	-	n
2	Unk	1-OH-Pyrene	1	6.34e+09	1.22	n	20:43	180259.826	18026	632.3587	-	n
3	Unk	3-OH-Chrysene	1	7.68e+08	2.21	n	23:00	27620.474	2762	3146.3142	-	y
4	Unk	3-OH-Benz[a]anthracene	1	7.65e+07	2.14	n	23:11	1842.676	921	1979.2528	-	y
5	Unk	7,8-OH-Benzo[a]pyrene-C	0	*	*	n	NotFnd	*	*	*	-	n
6	Unk	7,8-OH-Benzo[a]pyrene-T	0	*	*	n	NotFnd	*	*	*	-	n
7	Unk	7,8-OH-Benzo[a]pyrene-3	1	6.81e+07	3.47	n	26:15	*	*	*	-	n
8	Unk	9-OH-Benzo[a]pyrene	1	2.47e+08	6.18	n	26:35	19646.316	1965	140.6514	-	y
9	Unk	3-OH-Benzo[a]pyrene	1	6.41e+08	5.65	n	26:46	55747.945	5575	193.1907	OLR -	n
10	Unk	7,8-OH-Benzo[a]pyrene-4	1	8.81e+07	10.51	n	27:08	*	*	*	-	n
11	IS	13C6-1-OH-Naphthalene	1	1.72e+08	0.73	n	8:11	4001.764	-	231.2579	32.1	n
12	IS	13C6-1-OH-Pyrene	1	4.33e+08	3.65	n	20:43	7421.724	-	112.0368	59.5	n
13	IS	13C6-1-OH-BAA	1	5.31e+08	2.42	n	22:27	11740.978	-	259.5095	93.4	n
14	IS	13C6-3-OH-Chrysene	1	4.30e+08	2.29	n	23:00	8391.999	-	229.1409	✓ 66.6	n
15	IS	D11-3-OH-Benzo[a]pyrene	1	2.22e+08	7.31	n	26:41	9960.850	-	14.9183	80.2	n
16	IS	13C-CL4-OH-PCB-79	1	2.49e+07	0.80	y	20:02	3084.409	-	32.8889	123.6	n
17	IS	13C-CL4-PCB-79	0	*	*	n	NotFnd	*	-	*	Div0	n
18	RS	13C-CL4-PCB-81	1	9.57e+07	0.78	y	16:18	7.548	-	-	-	n
19	Tot	Fn1 Lock	-	-			-	-	-	-	-	n
20	Tot	Fn2 Lock	-	-			-	-	-	-	-	n
21	Tot	Fn3 Lock	-	-			-	-	-	-	-	n
22	Tot	Fn4 Lock	-	-			-	-	-	-	-	n
23	Tot	Fn4 Lock	-	-			-	-	-	-	-	n
24	Tot	Fn5 Lock	-	-			-	-	-	-	-	n
25	Tot	Fn6 Lock	-	-			-	-	-	-	-	n

+ conc. + DC by 1.043

Report all from this run.

PV AS 8-AUG-2015

SV by MW 11-Aug-2015

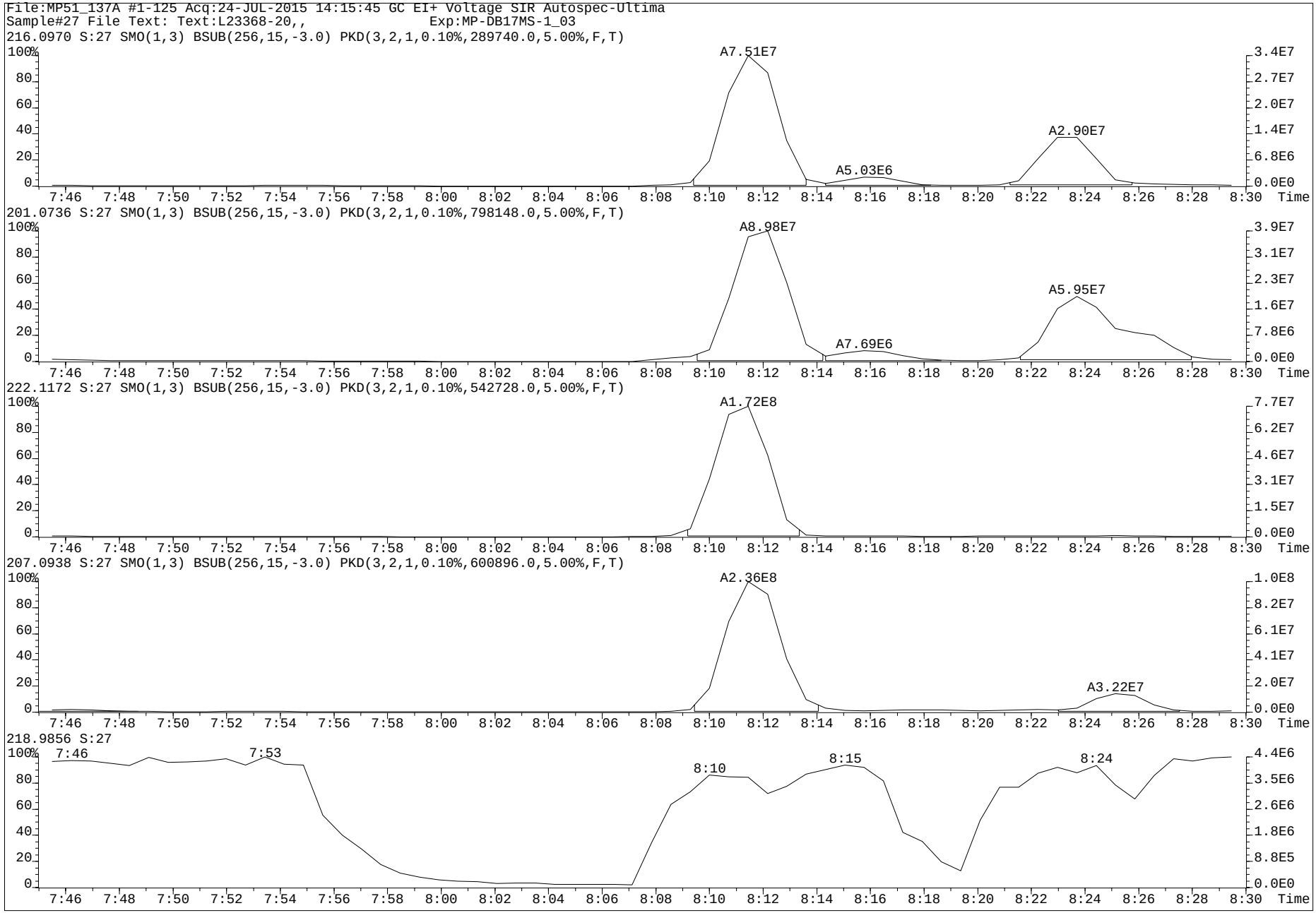
File:MP51_137A #1-125 Acq:24-JUL-2015 14:15:45 GC EI+ Voltage SIR Autospec-Ultima
Sample#27 File Text: Text:L23368-20,, Exp:MP-DB17MS-1_03
216.0970 S:27 SMO(1,3) BSUB(256,15,-3.0) PKD(3,2,1,0.10%,289740.0,5.00%,F,T)
A7.51E7
A2.90E7
A5.03E6
201.0736 S:27 SMO(1,3) BSUB(256,15,-3.0) PKD(3,2,1,0.10%,798148.0,5.00%,F,T)
A8.98E7
A5.95E7
A7.69E6
222.1172 S:27 SMO(1,3) BSUB(256,15,-3.0) PKD(3,2,1,0.10%,542728.0,5.00%,F,T)
A1.72E8
207.0938 S:27 SMO(1,3) BSUB(256,15,-3.0) PKD(3,2,1,0.10%,600896.0,5.00%,F,T)
A2.36E8
A3.22E7
218.9856 S:27
7:46
7:53
8:10
8:15
8:24
Time

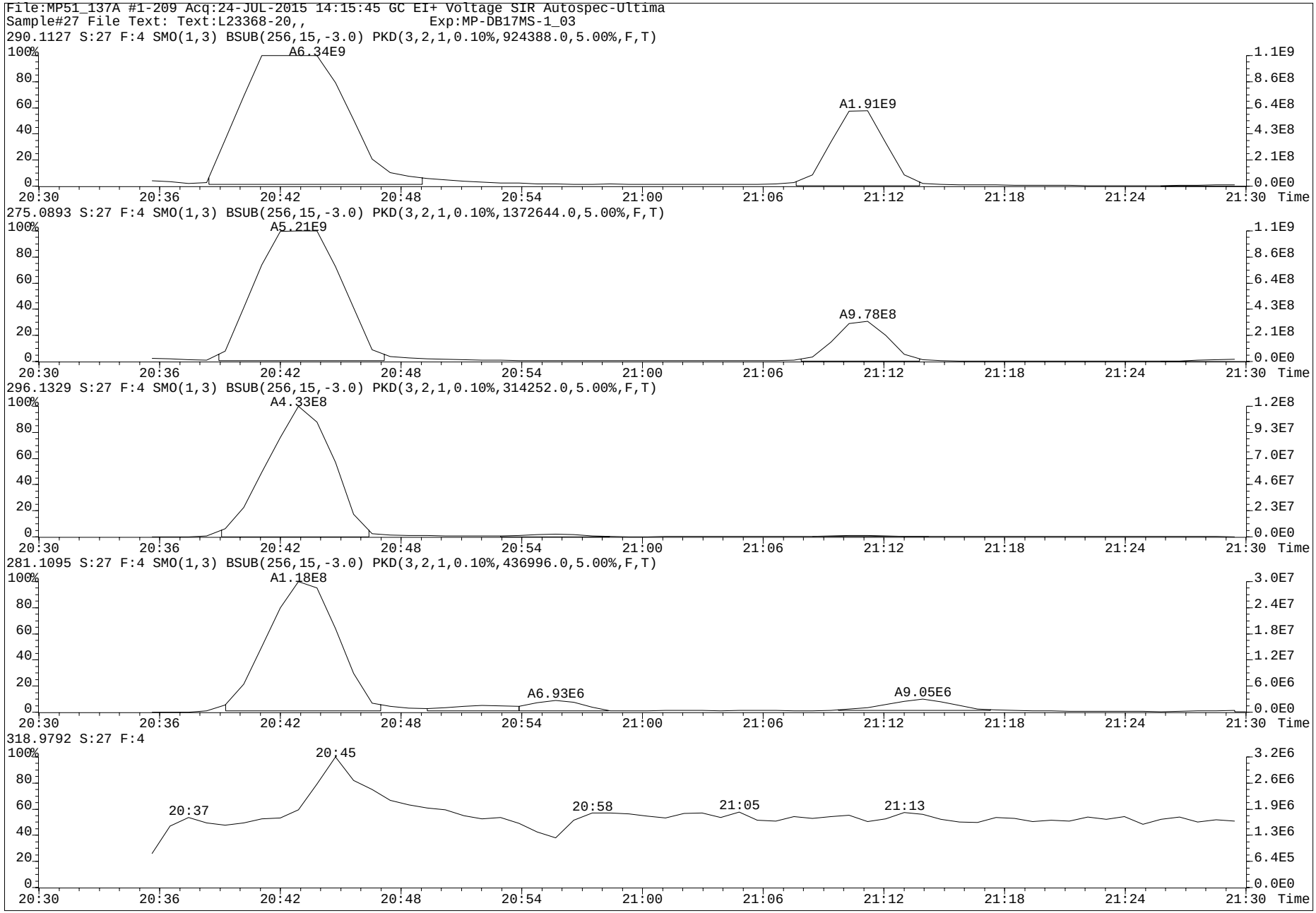
File:MP51_137A #1-209 Acq:24-JUL-2015 14:15:45 GC EI+ Voltage SIR Autospec-Ultima
Sample#27 File Text: Text:L23368-20,, Exp:MP-DB17MS-1_03
290.1127 S:27 F:4 SMO(1,3) BSUB(256,15,-3.0) PKD(3,2,1,0.10%,924388.0,5.00%,F,T)
A6.34E9
A1.91E9
275.0893 S:27 F:4 SMO(1,3) BSUB(256,15,-3.0) PKD(3,2,1,0.10%,1372644.0,5.00%,F,T)
A5.21E9
A9.78E8
296.1329 S:27 F:4 SMO(1,3) BSUB(256,15,-3.0) PKD(3,2,1,0.10%,314252.0,5.00%,F,T)
A4.33E8
281.1095 S:27 F:4 SMO(1,3) BSUB(256,15,-3.0) PKD(3,2,1,0.10%,436996.0,5.00%,F,T)
A1.18E8
A6.93E6
A9.05E6
318.9792 S:27 F:4
20:45
20:37
20:58
21:05
21:13
Time

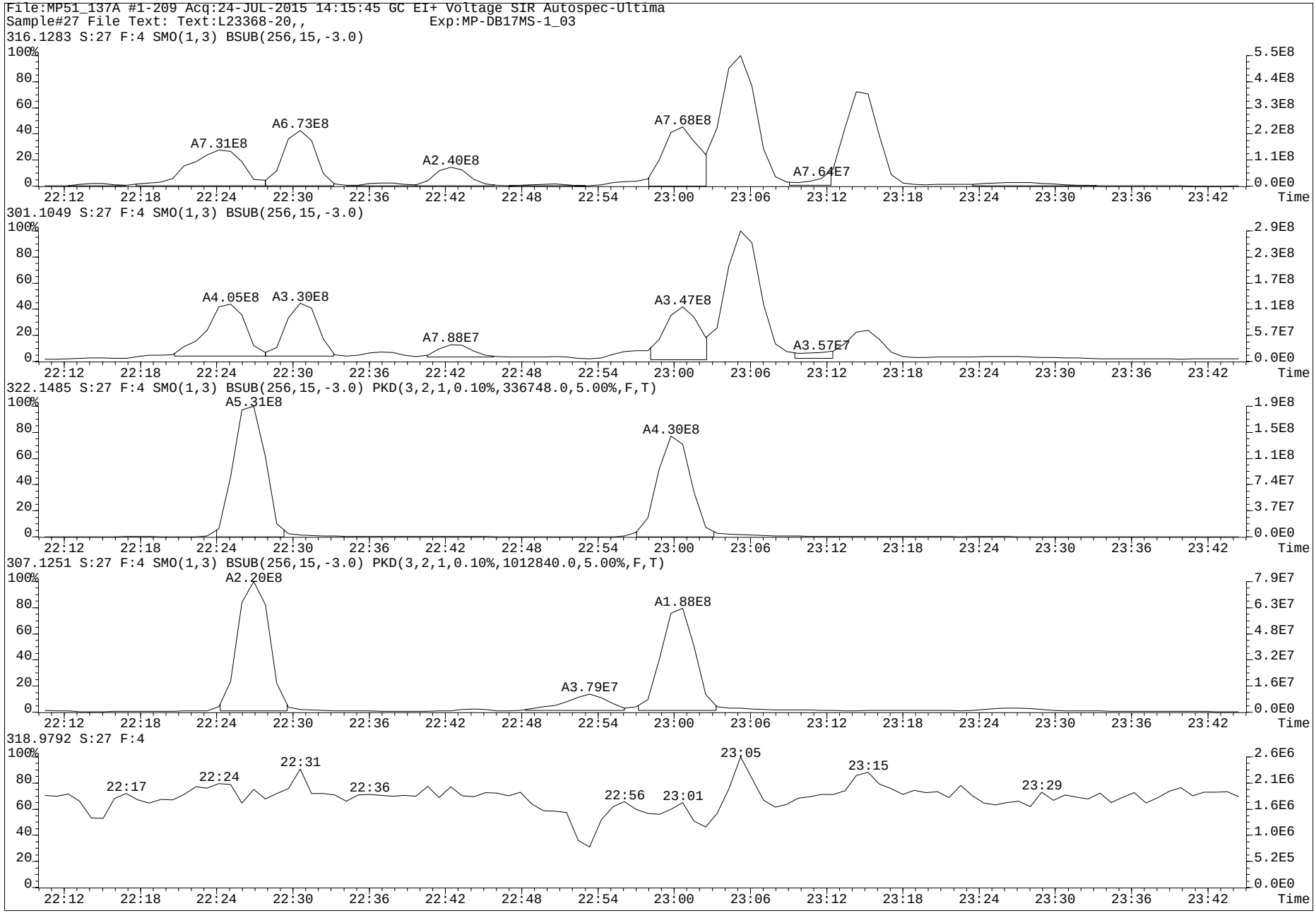
File:MP51_137A #1-209 Acq:24-JUL-2015 14:15:45 GC EI+ Voltage SIR Autospec-Ultima
Sample#27 File Text: Text:L23368-20,, Exp:MP-DB17MS-1_03
316.1283 S:27 F:4 SMO(1,3) BSUB(256,15,-3.0)
A7.31E8
A6.73E8
A2.40E8
A7.68E8
A7.64E7
301.1049 S:27 F:4 SMO(1,3) BSUB(256,15,-3.0)
A4.05E8
A3.30E8
A7.88E7
A3.47E8
A3.57E7
322.1485 S:27 F:4 SMO(1,3) BSUB(256,15,-3.0) PKD(3,2,1,0.10%,336748.0,5.00%,F,T)
A5.31E8
A4.30E8
307.1251 S:27 F:4 SMO(1,3) BSUB(256,15,-3.0) PKD(3,2,1,0.10%,1012840.0,5.00%,F,T)
A2.20E8
A3.79E7
A1.88E8
318.9792 S:27 F:4
22:17
22:24
22:31
22:36
22:56
23:01
23:05
23:15
23:29
Time

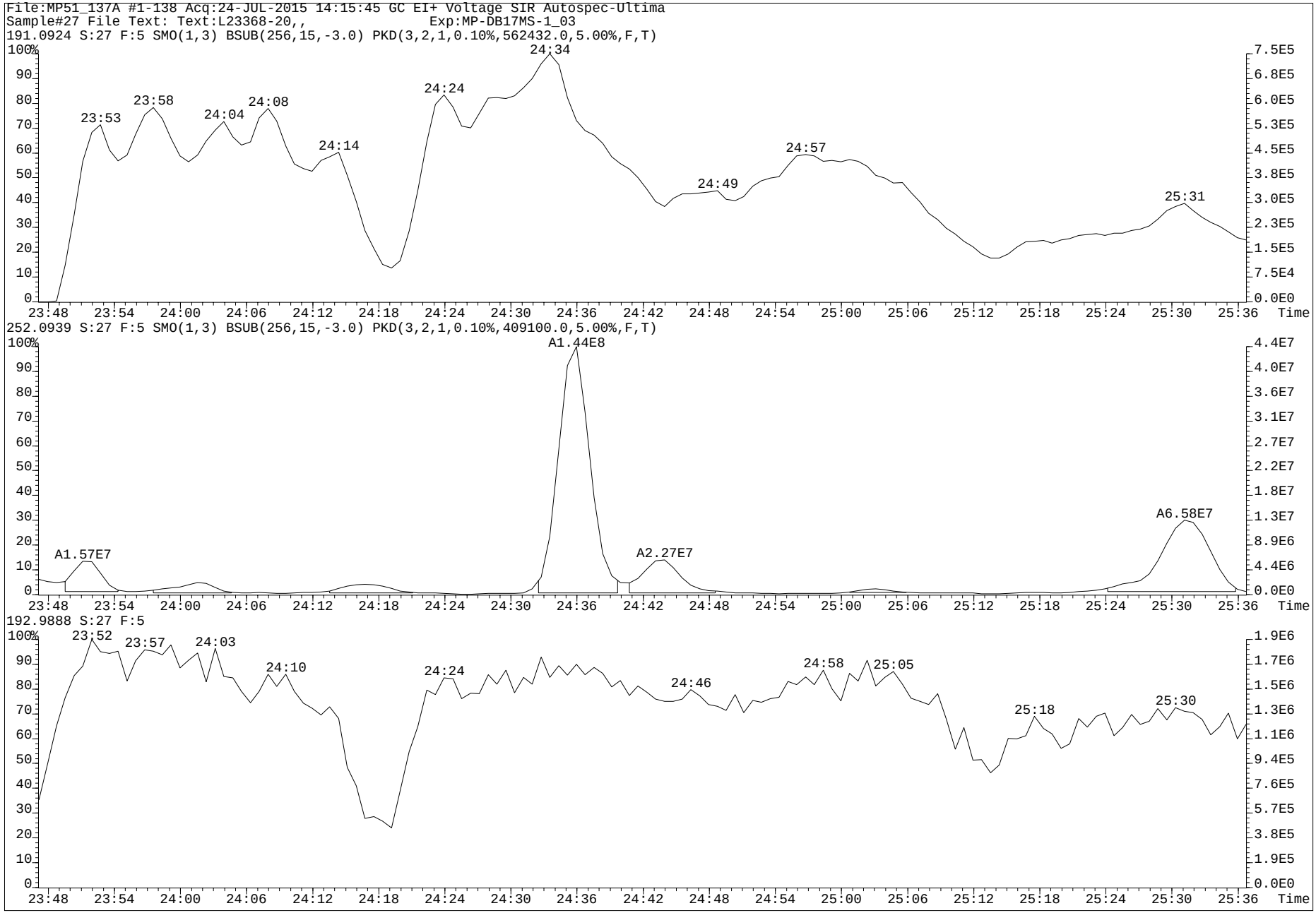
File:MP51_137A #1-138 Acq:24-JUL-2015 14:15:45 GC EI+ Voltage SIR Autospec-Ultima
Sample#27 File Text: Text:L23368-20,, Exp:MP-DB17MS-1_03
191.0924 S:27 F:5 SMO(1,3) BSUB(256,15,-3.0) PKD(3,2,1,0.10%,562432.0,5.00%,F,T)
23:53
23:58
24:04
24:08
24:14
24:24
24:34
24:49
24:57
25:31
252.0939 S:27 F:5 SMO(1,3) BSUB(256,15,-3.0) PKD(3,2,1,0.10%,409100.0,5.00%,F,T)
A1.57E7
A1.44E8
A2.27E7
A6.58E7
192.9888 S:27 F:5
23:52
23:57
24:03
24:10
24:24
24:46
24:58
25:05
25:18
25:30
Time

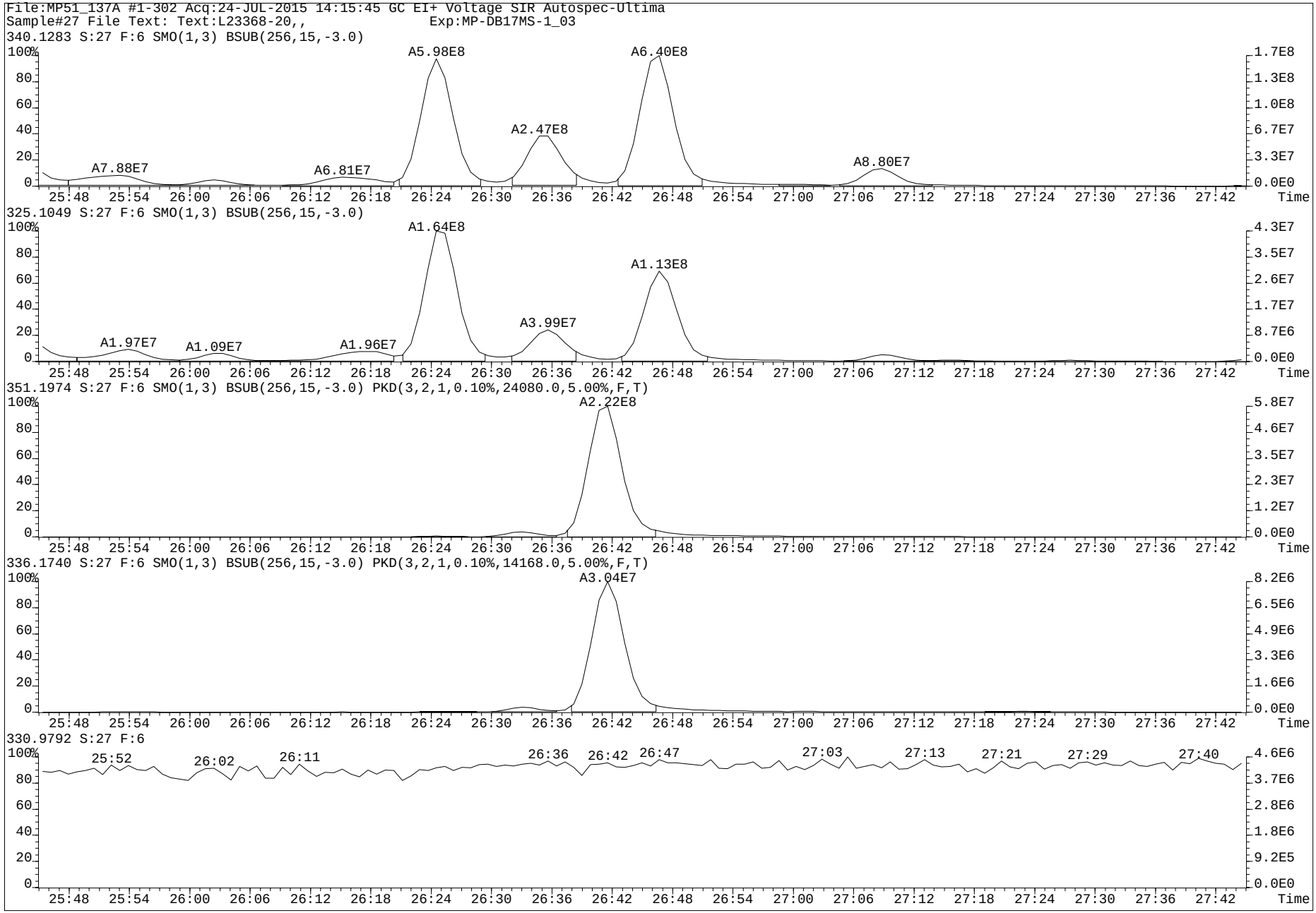
File:MP51_137A #1-302 Acq:24-JUL-2015 14:15:45 GC EI+ Voltage SIR Autospec-Ultima
Sample#27 File Text: Text:L23368-20,, Exp:MP-DB17MS-1_03
340.1283 S:27 F:6 SMO(1,3) BSUB(256,15,-3.0)
A5.98E8
A6.40E8
A2.47E8
A7.88E7
A6.81E7
A8.80E7
325.1049 S:27 F:6 SMO(1,3) BSUB(256,15,-3.0)
A1.64E8
A1.13E8
A3.99E7
A1.97E7
A1.09E7
A1.96E7
351.1974 S:27 F:6 SMO(1,3) BSUB(256,15,-3.0) PKD(3,2,1,0.10%,24080.0,5.00%,F,T)
A2.22E8
336.1740 S:27 F:6 SMO(1,3) BSUB(256,15,-3.0) PKD(3,2,1,0.10%,14168.0,5.00%,F,T)
A3.04E7
330.9792 S:27 F:6
25:52
26:02
26:11
26:36
26:42
26:47
27:03
27:13
27:21
27:29
27:40
Time

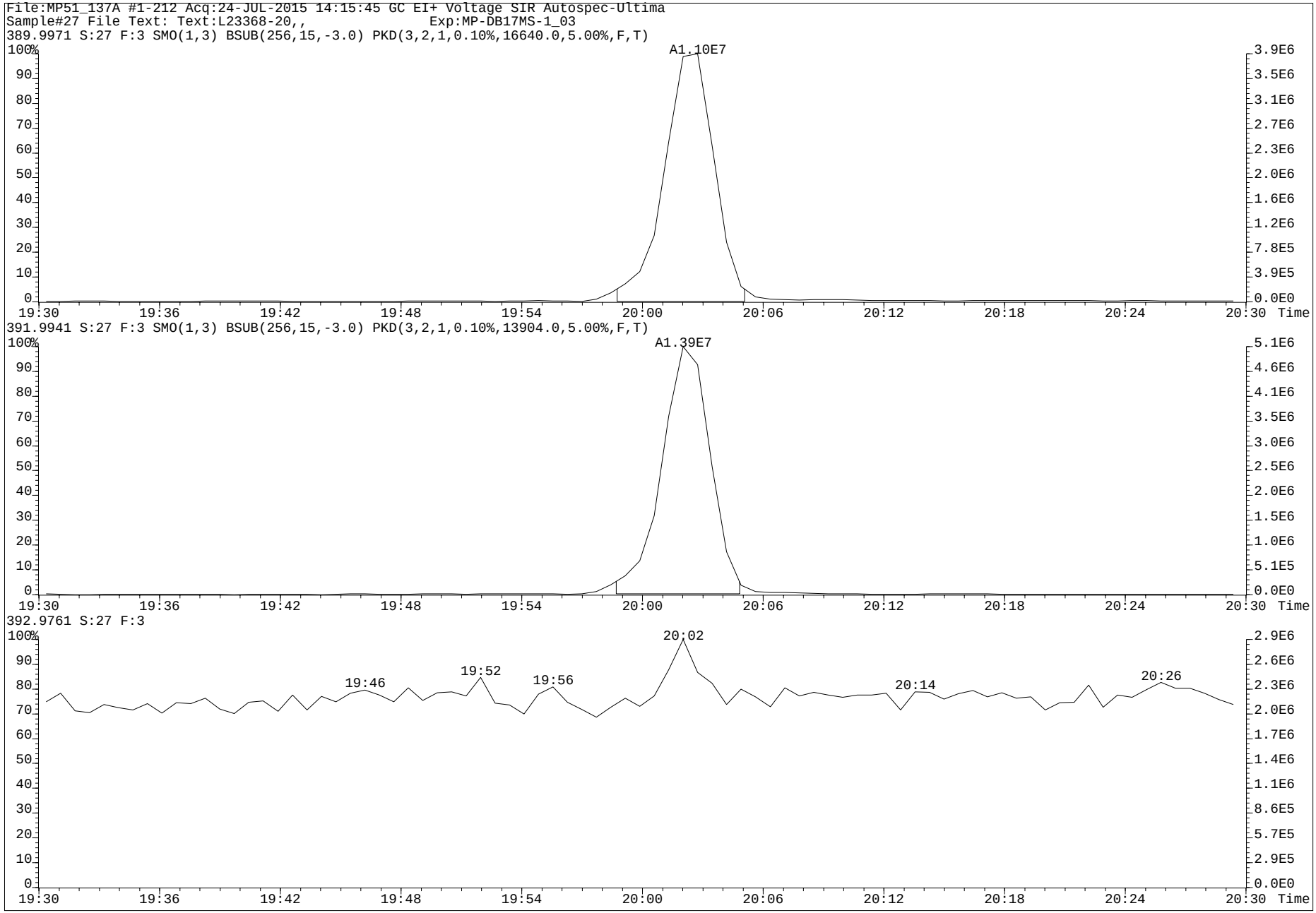
File:MP51_137A #1-212 Acq:24-JUL-2015 14:15:45 GC EI+ Voltage SIR Autospec-Ultima
Sample#27 File Text: Text:L23368-20,, Exp:MP-DB17MS-1_03
389.9971 S:27 F:3 SMO(1,3) BSUB(256,15,-3.0) PKD(3,2,1,0.10%,16640.0,5.00%,F,T)
A1.10E7
391.9941 S:27 F:3 SMO(1,3) BSUB(256,15,-3.0) PKD(3,2,1,0.10%,13904.0,5.00%,F,T)
A1.39E7
392.9761 S:27 F:3
19:46
19:52
19:56
20:02
20:14
20:26
Time

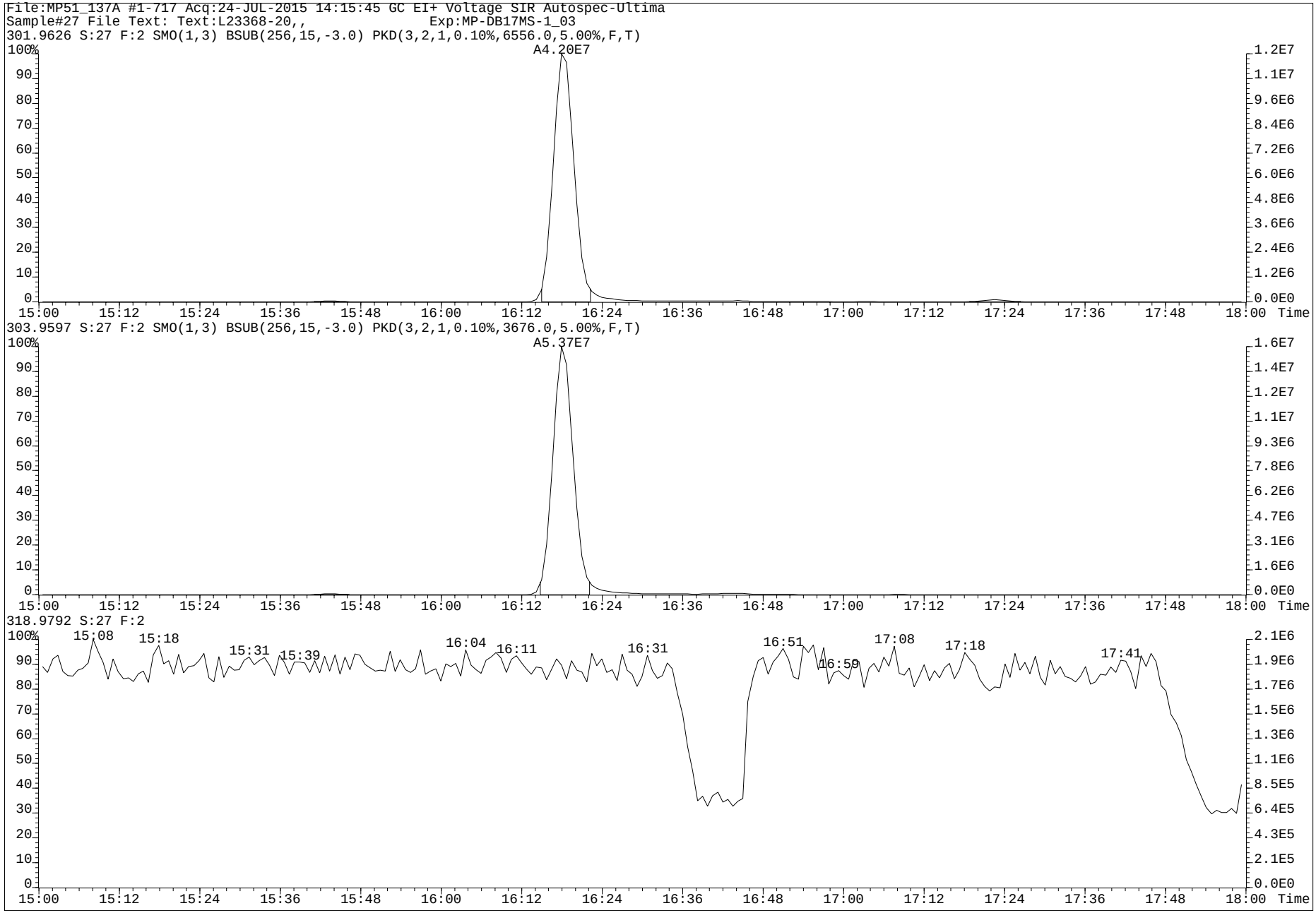
File:MP51_137A #1-717 Acq:24-JUL-2015 14:15:45 GC EI+ Voltage SIR Autospec-Ultima
Sample#27 File Text: Text:L23368-20,, Exp:MP-DB17MS-1_03
301.9626 S:27 F:2 SMO(1,3) BSUB(256,15,-3.0) PKD(3,2,1,0.10%,6556.0,5.00%,F,T)
A4.20E7
303.9597 S:27 F:2 SMO(1,3) BSUB(256,15,-3.0) PKD(3,2,1,0.10%,3676.0,5.00%,F,T)
A5.37E7
318.9792 S:27 F:2
15:08
15:18
15:31
15:39
16:04
16:11
16:31
16:51
16:59
17:08
17:18
17:41
Time

www.axysanalytical.com

Run #12 Filename MP51_138C S: 12 I: 1 Acquired: 28-JUL-15 17:31:55 Processed: 29-JUL-15 10:12:38
Run: MP51_138C-A Analyte: MP-DB17-S12 Cal: mp51_138c-8a Results: mp51_138c-a Version: V3.6 6-JAN-2000 17:51:42
Sample text: L23368-21,W, 3.82g Comments: 2,WG51889,2.0/400uL
sample size: ~~3.993000~~ conc units: pg/~~g~~ml total toxicity: 2359.48 F1: 1.0000 F2: 1.0000

	Typ	Name	#Hom	Resp	RA		RT	Conc	Tox #1	DL	Rec	M?
1	Unk	1-OH-Naphthalene	1	2.18e+07	0.97	n	8:09	1491.732	149	232.7574	-	n
2	Unk	1-OH-Pyrene	1	4.90e+08	4.54	n	20:42	19802.228	1980	335.4474	-	n
3	Unk	3-OH-Chrysene	1	1.07e+07	0.12	n	22:58	458.944	46	596.8684	-	n
4	Unk	3-OH-Benz[a]anthracene	0	*	*	n	NotFnd	*	*	465.6093	-	n
5	Unk	7,8-OH-Benzo[a]pyrene-C	0	*	*	n	NotFnd	*	*	*	-	n
6	Unk	7,8-OH-Benzo[a]pyrene-T	0	*	*	n	NotFnd	*	*	*	-	n
7	Unk	7,8-OH-Benzo[a]pyrene-3	0	*	*	n	NotFnd	*	*	*	-	n
8	Unk	9-OH-Benzo[a]pyrene	1	1.33e+07	2.87	n	26:29	889.841	89	69.2613	-	n
9	Unk	3-OH-Benzo[a]pyrene	1	8.05e+06	6.95	n	26:41	952.015	95	157.2883	-	n
10	Unk	7,8-OH-Benzo[a]pyrene-4	1	1.23e+06	5.85	n	27:04	*	*	*	-	n
11	IS	13C6-1-OH-Naphthalene	1	1.63e+08	0.84	n	8:08	9513.631	-	709.2739	76.0	n
12	IS	13C6-1-OH-Pyrene	1	3.12e+08	3.85	n	20:42	13088.764	-	293.7938	104.5	n
13	IS	13C6-1-OH-BAA	1	3.47e+08	2.67	n	22:26	13931.472	-	389.7776	110.4	n
14	IS	13C6-3-OH-Chrysene	1	3.66e+08	2.67	n	22:59	13870.691	-	367.8328	109.7	n
15	IS	D11-3-OH-Benzo[a]pyrene	1	1.71e+08	10.16	n	26:36	11224.970	-	23.6425	90.1	n
16	IS	13C-CL4-OH-PCB-79	1	1.15e+07	0.78	y	20:01	2763.053	-	96.3691	110.3	n
17	IS	13C-CL4-PCB-79	0	*	*	n	NotFnd	*	-	*	Div0	n
18	RS	13C-CL4-PCB-81	1	4.40e+07	0.79	y	16:19	5.079	-	-	-	n
19	Tot	Fn1 Lock	-	-			-	-	-	-	-	n
20	Tot	Fn2 Lock	-	-			-	-	-	-	-	n
21	Tot	Fn3 Lock	-	-			-	-	-	-	-	n
22	Tot	Fn4 Lock	-	-			-	-	-	-	-	n
23	Tot	Fn4 Lock	-	-			-	-	-	-	-	n
24	Tot	Fn5 Lock	-	-			-	-	-	-	-	n
25	Tot	Fn6 Lock	-	-			-	-	-	-	-	n

x conc. LDC
Avg
1.043

PV AS 8-AUG-2015

SV Avg MW
11-Aug-2011

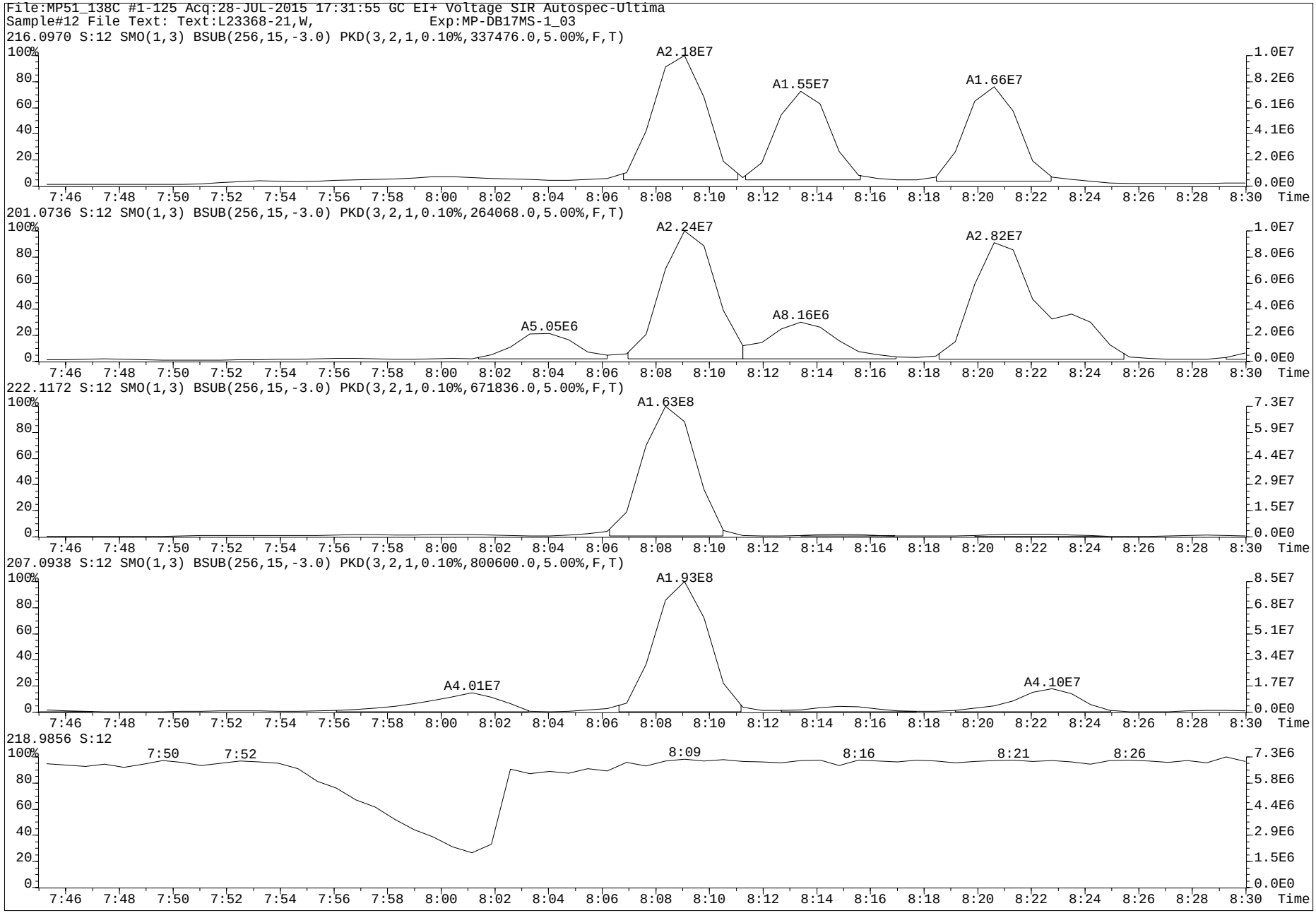
File:MP51_138C #1-125 Acq:28-JUL-2015 17:31:55 GC EI+ Voltage SIR Autospec-Ultima
Sample#12 File Text: Text:L23368-21,W, Exp:MP-DB17MS-1_03
216.0970 S:12 SMO(1,3) BSUB(256,15,-3.0) PKD(3,2,1,0.10%,337476.0,5.00%,F,T)
A2.18E7
A1.55E7
A1.66E7
201.0736 S:12 SMO(1,3) BSUB(256,15,-3.0) PKD(3,2,1,0.10%,264068.0,5.00%,F,T)
A2.24E7
A2.82E7
A5.05E6
A8.16E6
222.1172 S:12 SMO(1,3) BSUB(256,15,-3.0) PKD(3,2,1,0.10%,671836.0,5.00%,F,T)
A1.63E8
207.0938 S:12 SMO(1,3) BSUB(256,15,-3.0) PKD(3,2,1,0.10%,800600.0,5.00%,F,T)
A1.93E8
A4.01E7
A4.10E7
218.9856 S:12
7:50
7:52
8:09
8:16
8:21
8:26
Time

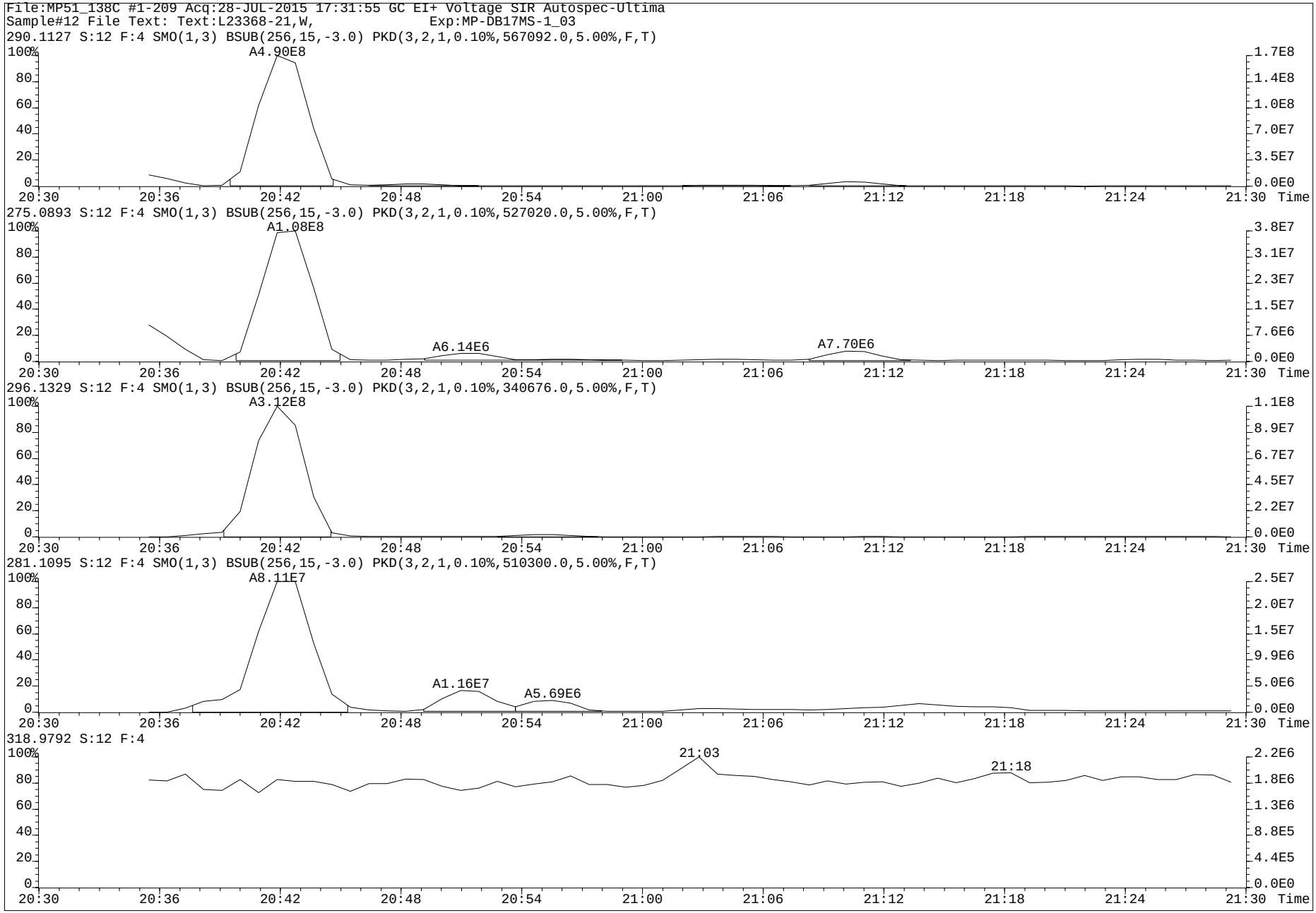
File:MP51_138C #1-209 Acq:28-JUL-2015 17:31:55 GC EI+ Voltage SIR Autospec-Ultima
Sample#12 File Text: Text:L23368-21,W, Exp:MP-DB17MS-1_03
290.1127 S:12 F:4 SMO(1,3) BSUB(256,15,-3.0) PKD(3,2,1,0.10%,567092.0,5.00%,F,T)
A4.90E8
275.0893 S:12 F:4 SMO(1,3) BSUB(256,15,-3.0) PKD(3,2,1,0.10%,527020.0,5.00%,F,T)
A1.08E8
A6.14E6
A7.70E6
296.1329 S:12 F:4 SMO(1,3) BSUB(256,15,-3.0) PKD(3,2,1,0.10%,340676.0,5.00%,F,T)
A3.12E8
281.1095 S:12 F:4 SMO(1,3) BSUB(256,15,-3.0) PKD(3,2,1,0.10%,510300.0,5.00%,F,T)
A8.11E7
A1.16E7
A5.69E6
318.9792 S:12 F:4
21:03
21:18
Time

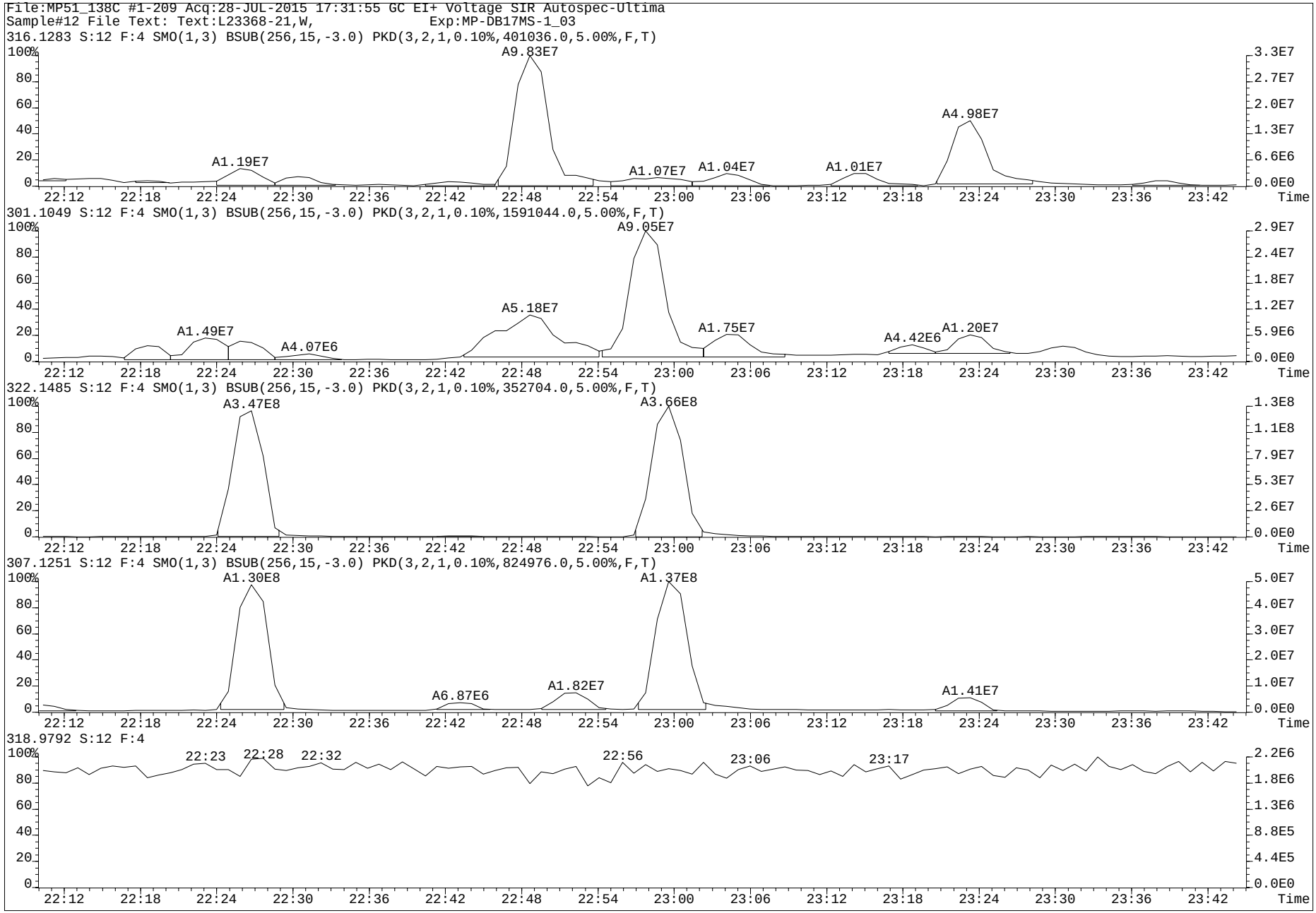
File:MP51_138C #1-209 Acq:28-JUL-2015 17:31:55 GC EI+ Voltage SIR Autospec-Ultima
Sample#12 File Text: Text:L23368-21,W, Exp:MP-DB17MS-1_03
316.1283 S:12 F:4 SMO(1,3) BSUB(256,15,-3.0) PKD(3,2,1,0.10%,401036.0,5.00%,F,T)
A9.83E7
A1.19E7
A1.07E7
A1.04E7
A1.01E7
A4.98E7
301.1049 S:12 F:4 SMO(1,3) BSUB(256,15,-3.0) PKD(3,2,1,0.10%,1591044.0,5.00%,F,T)
A9.05E7
A5.18E7
A1.49E7
A4.07E6
A1.75E7
A4.42E6
A1.20E7
322.1485 S:12 F:4 SMO(1,3) BSUB(256,15,-3.0) PKD(3,2,1,0.10%,352704.0,5.00%,F,T)
A3.47E8
A3.66E8
307.1251 S:12 F:4 SMO(1,3) BSUB(256,15,-3.0) PKD(3,2,1,0.10%,824976.0,5.00%,F,T)
A1.30E8
A1.37E8
A6.87E6
A1.82E7
A1.41E7
318.9792 S:12 F:4
22:23
22:28
22:32
22:56
23:06
23:17
Time

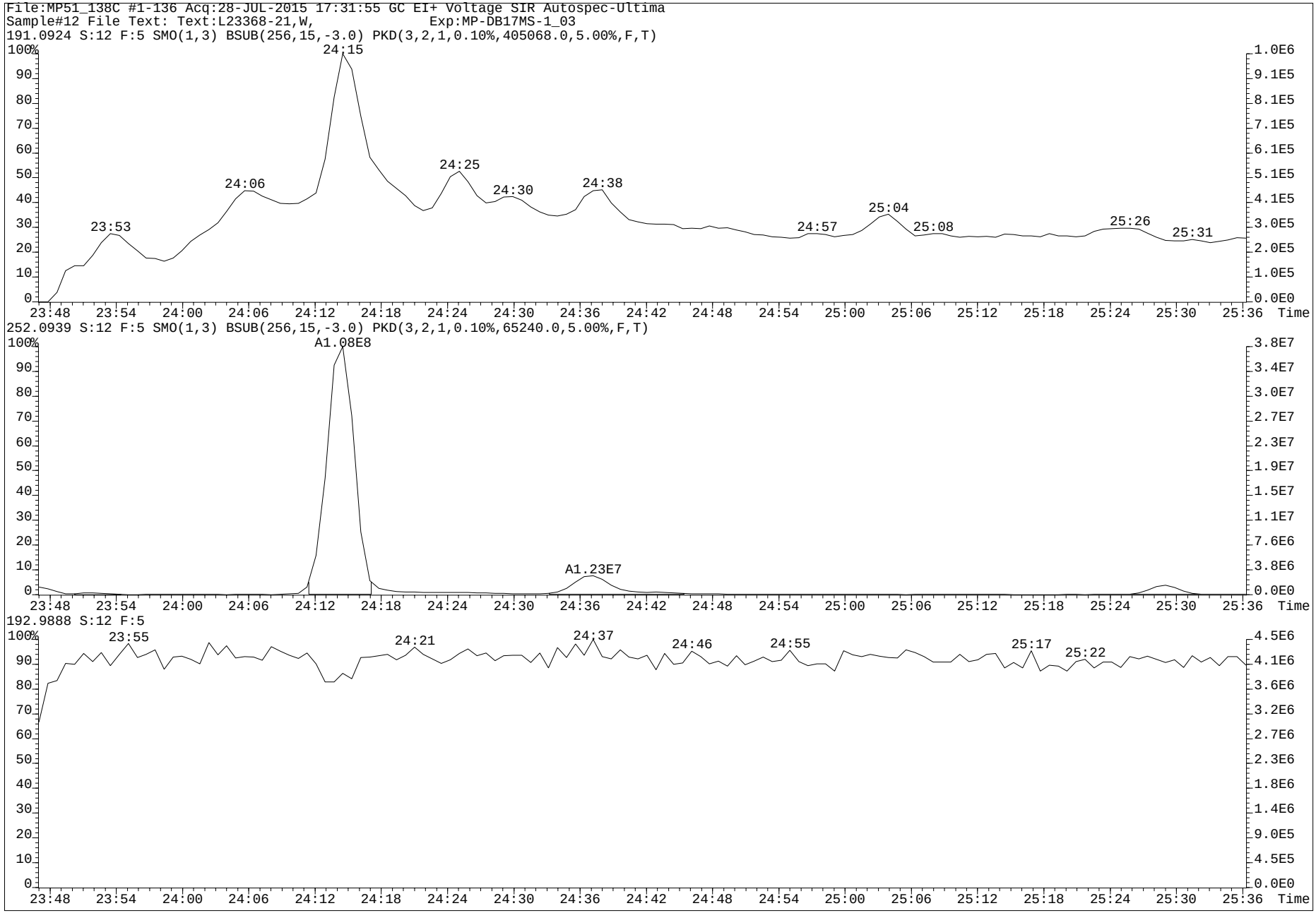
File:MP51_138C #1-136 Acq:28-JUL-2015 17:31:55 GC EI+ Voltage SIR Autospec-Ultima
Sample#12 File Text: Text:L23368-21,W, Exp:MP-DB17MS-1_03
191.0924 S:12 F:5 SMO(1,3) BSUB(256,15,-3.0) PKD(3,2,1,0.10%,405068.0,5.00%,F,T)
24:15
24:06
24:25
24:30
24:38
23:53
24:57
25:04
25:08
25:26
25:31
252.0939 S:12 F:5 SMO(1,3) BSUB(256,15,-3.0) PKD(3,2,1,0.10%,65240.0,5.00%,F,T)
A1.08E8
A1.23E7
192.9888 S:12 F:5
23:55
24:21
24:37
24:46
24:55
25:17
25:22
Time

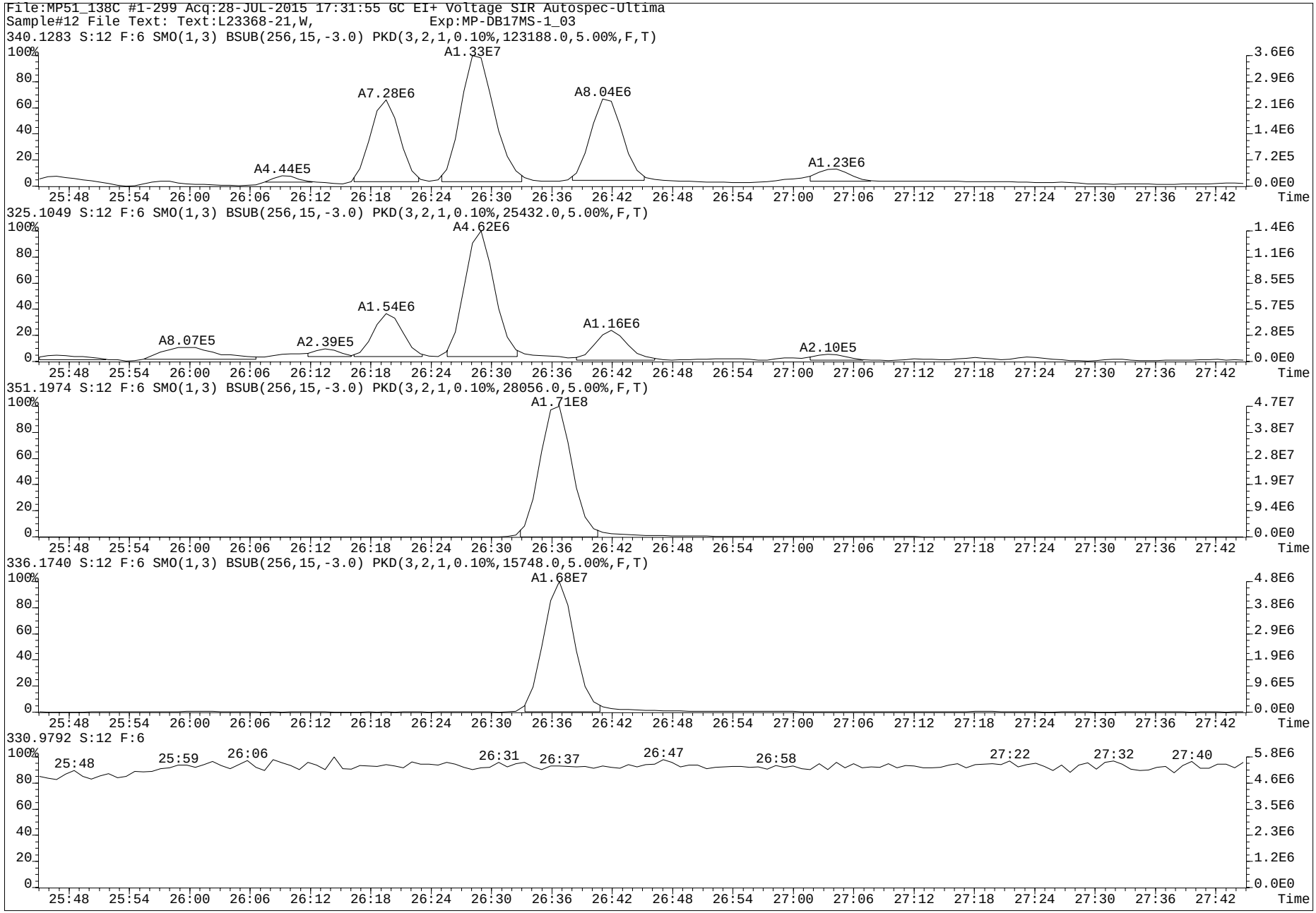
File:MP51_138C #1-299 Acq:28-JUL-2015 17:31:55 GC EI+ Voltage SIR Autospec-Ultima
Sample#12 File Text: Text:L23368-21,W, Exp:MP-DB17MS-1_03
340.1283 S:12 F:6 SMO(1,3) BSUB(256,15,-3.0) PKD(3,2,1,0.10%,123188.0,5.00%,F,T)
A1.33E7
A7.28E6
A8.04E6
A4.44E5
A1.23E6
325.1049 S:12 F:6 SMO(1,3) BSUB(256,15,-3.0) PKD(3,2,1,0.10%,25432.0,5.00%,F,T)
A4.62E6
A1.54E6
A1.16E6
A8.07E5
A2.39E5
A2.10E5
351.1974 S:12 F:6 SMO(1,3) BSUB(256,15,-3.0) PKD(3,2,1,0.10%,28056.0,5.00%,F,T)
A1.71E8
336.1740 S:12 F:6 SMO(1,3) BSUB(256,15,-3.0) PKD(3,2,1,0.10%,15748.0,5.00%,F,T)
A1.68E7
330.9792 S:12 F:6
25:48
25:59
26:06
26:31
26:37
26:47
26:58
27:22
27:32
27:40
Time

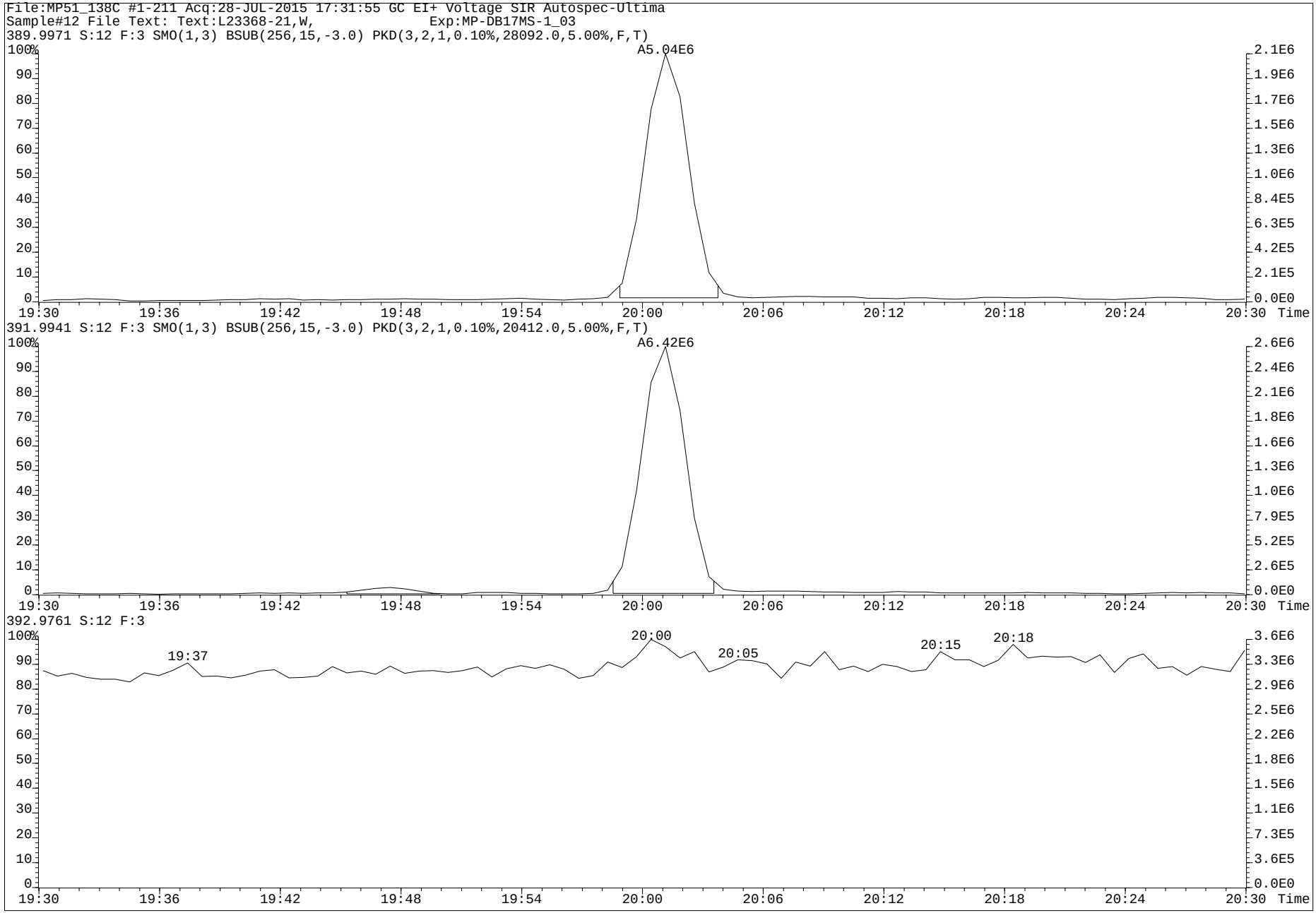
File:MP51_138C #1-211 Acq:28-JUL-2015 17:31:55 GC EI+ Voltage SIR Autospec-Ultima
Sample#12 File Text: Text:L23368-21,W, Exp:MP-DB17MS-1_03
389.9971 S:12 F:3 SMO(1,3) BSUB(256,15,-3.0) PKD(3,2,1,0.10%,28092.0,5.00%,F,T)
A5.04E6
391.9941 S:12 F:3 SMO(1,3) BSUB(256,15,-3.0) PKD(3,2,1,0.10%,20412.0,5.00%,F,T)
A6.42E6
392.9761 S:12 F:3
19:37
20:00
20:05
20:15
20:18
Time

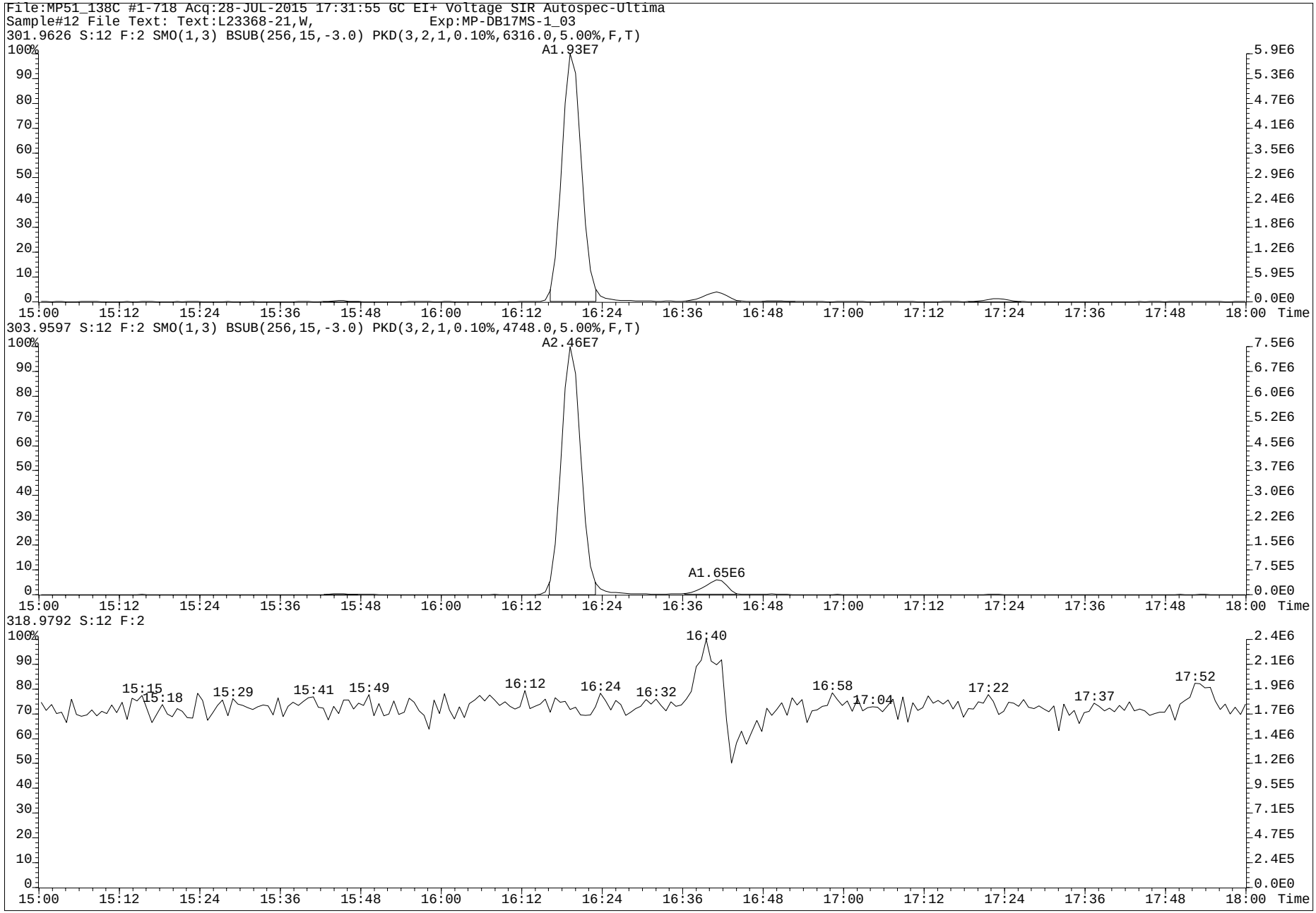
File:MP51_138C #1-718 Acq:28-JUL-2015 17:31:55 GC EI+ Voltage SIR Autospec-Ultima
Sample#12 File Text: Text:L23368-21,W, Exp:MP-DB17MS-1_03
301.9626 S:12 F:2 SMO(1,3) BSUB(256,15,-3.0) PKD(3,2,1,0.10%,6316.0,5.00%,F,T)
A1.93E7
303.9597 S:12 F:2 SMO(1,3) BSUB(256,15,-3.0) PKD(3,2,1,0.10%,4748.0,5.00%,F,T)
A2.46E7
A1.65E6
318.9792 S:12 F:2
15:15
15:18
15:29
15:41
15:49
16:12
16:24
16:32
16:40
16:58
17:04
17:22
17:37
17:52
Time

Run #20 Filename MP51_137A S: 29 I: 1 Acquired: 24-JUL-15 15:23:57 Processed: 24-JUL-15 16:10:00
Run: mp51_137a-a Analyte: MP-DB17-S12 Cal: mp51_134-8a Results: MP51_137A-B Version: V3.6 6-JAN-2000 17:51:42
Sample text: L23368-22,, Comments: 1,WG51889,2.0/200uL
sample size: ~~3.995000~~ 3.829 conc units: pg/~~g~~ mL total toxicity: 2320.85 F1: 1.0000 F2: 1.0000

	Typ	Name	#Hom	Resp	RA		RT	Conc	Tox #1	DL	Rec	M?
1	Unk	1-OH-Naphthalene	1	2.89e+07	0.82	n	8:11	1718.879	172	344.5159	-	n
2	Unk	1-OH-Pyrene	1	1.10e+09	3.33	n	20:42	20336.400	2034	169.0676	-	n
3	Unk	3-OH-Chrysene	1	2.67e+06	0.28	n	23:00	90.731	9	2228.4094 ok.	-	y
4	Unk	3-OH-Benz[a]anthracene	0	*	*	n	NotFnd	*	*	1489.8936	-	n
5	Unk	7,8-OH-Benzo[a]pyrene-C	0	*	*	n	NotFnd	*	*	*	-	n
6	Unk	7,8-OH-Benzo[a]pyrene-T	0	*	*	n	NotFnd	*	*	*	-	n
7	Unk	7,8-OH-Benzo[a]pyrene-3	1	1.17e+06	2.38	n	26:16	*	*	*	-	n
8	Unk	9-OH-Benzo[a]pyrene	1	3.33e+06	2.73	n ✓	26:33	250.924	25	59.2487	-	y
9	Unk	3-OH-Benzo[a]pyrene	1	8.87e+06	6.44	n	26:47	811.530	81	86.8609	-	n
10	Unk	7,8-OH-Benzo[a]pyrene-4	0	*	*	n	NotFnd	*	*	*	-	n
11	IS	13C6-1-OH-Naphthalene	1	1.75e+08	0.73	n	8:11	3575.017	-	199.5240	28.6	n
12	IS	13C6-1-OH-Pyrene	1	6.70e+08	3.17	n	20:42	10083.090	-	122.6309	80.6	n
13	IS	13C6-1-OH-BAA	1	5.16e+08	2.31	n	22:26	10002.517	-	183.3361	79.3	n
14	IS	13C6-3-OH-Chrysene	1	4.56e+08	2.19	n	23:00	7814.719	-	161.8816 ✓	61.8	n
15	IS	D11-3-OH-Benzo[a]pyrene	1	2.12e+08	7.26	n	26:43	8340.872	-	14.9042	67.0	n
16	IS	13C-CL4-OH-PCB-79	1	2.89e+07	0.79	y	20:02	3143.894	-	31.1526	125.6	n
17	IS	13C-CL4-PCB-79	0	*	*	n	NotFnd	*	-	*	Div0	n
18	RS	13C-CL4-PCB-81	1	1.09e+08	0.79	y	16:18	8.652	-	-	-	n
19	Tot	Fn1 Lock	-	-			-	-	-	-	-	n
20	Tot	Fn2 Lock	-	-			-	-	-	-	-	n
21	Tot	Fn3 Lock	-	-			-	-	-	-	-	n
22	Tot	Fn4 Lock	-	-			-	-	-	-	-	n
23	Tot	Fn4 Lock	-	-			-	-	-	-	-	n
24	Tot	Fn5 Lock	-	-			-	-	-	-	-	n
25	Tot	Fn6 Lock	-	-			-	-	-	-	-	n

x conc. & DL
by
1.043

PV AS 8-AUG-2015

SV by MW
11-Aug-2015

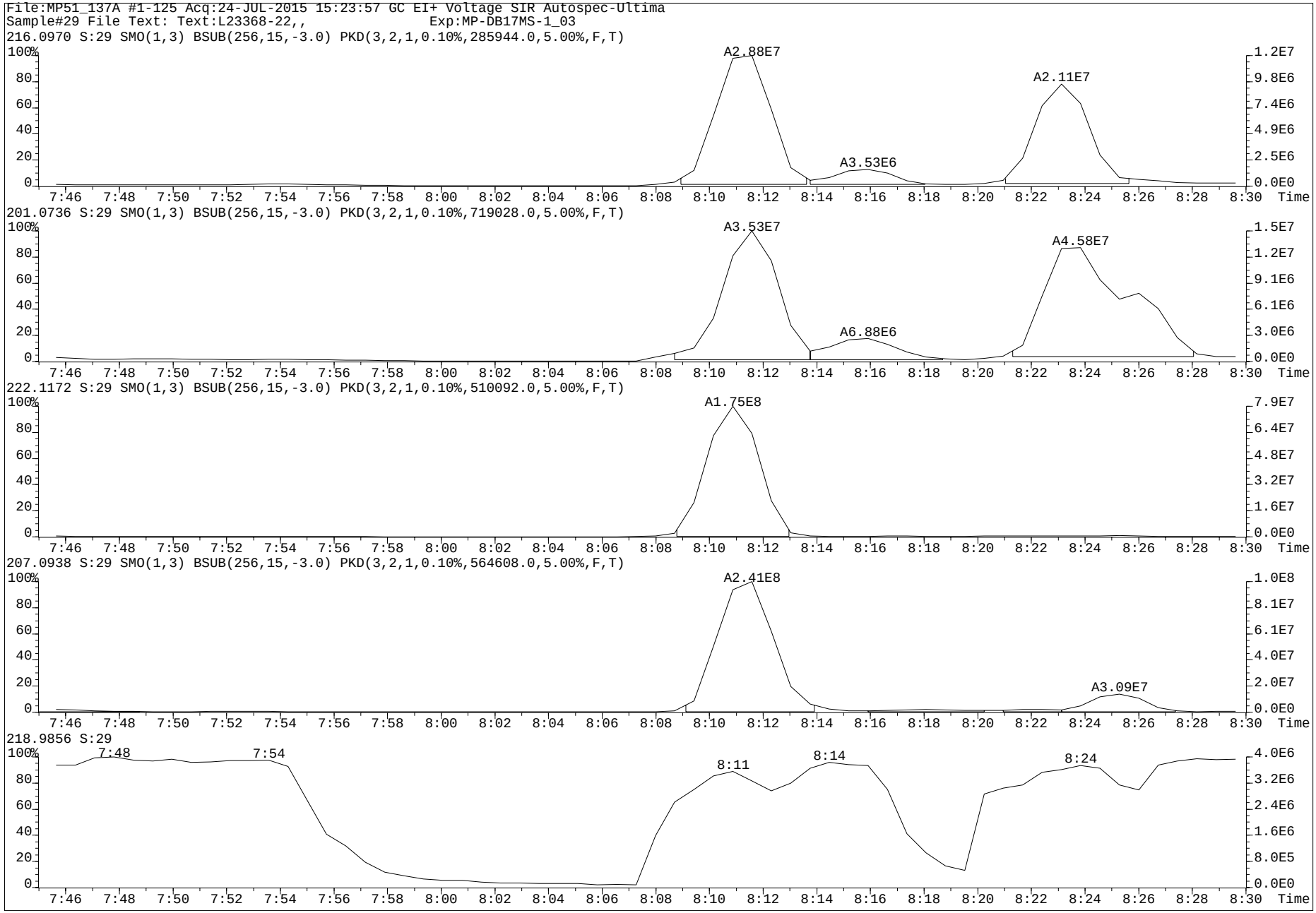
File:MP51_137A #1-125 Acq:24-JUL-2015 15:23:57 GC EI+ Voltage SIR Autospec-Ultima
Sample#29 File Text: Text:L23368-22,, Exp:MP-DB17MS-1_03
216.0970 S:29 SMO(1,3) BSUB(256,15,-3.0) PKD(3,2,1,0.10%,285944.0,5.00%,F,T)
A2.88E7
A2.11E7
A3.53E6
201.0736 S:29 SMO(1,3) BSUB(256,15,-3.0) PKD(3,2,1,0.10%,719028.0,5.00%,F,T)
A3.53E7
A4.58E7
A6.88E6
222.1172 S:29 SMO(1,3) BSUB(256,15,-3.0) PKD(3,2,1,0.10%,510092.0,5.00%,F,T)
A1.75E8
207.0938 S:29 SMO(1,3) BSUB(256,15,-3.0) PKD(3,2,1,0.10%,564608.0,5.00%,F,T)
A2.41E8
A3.09E7
218.9856 S:29
7:48
7:54
8:11
8:14
8:24
Time

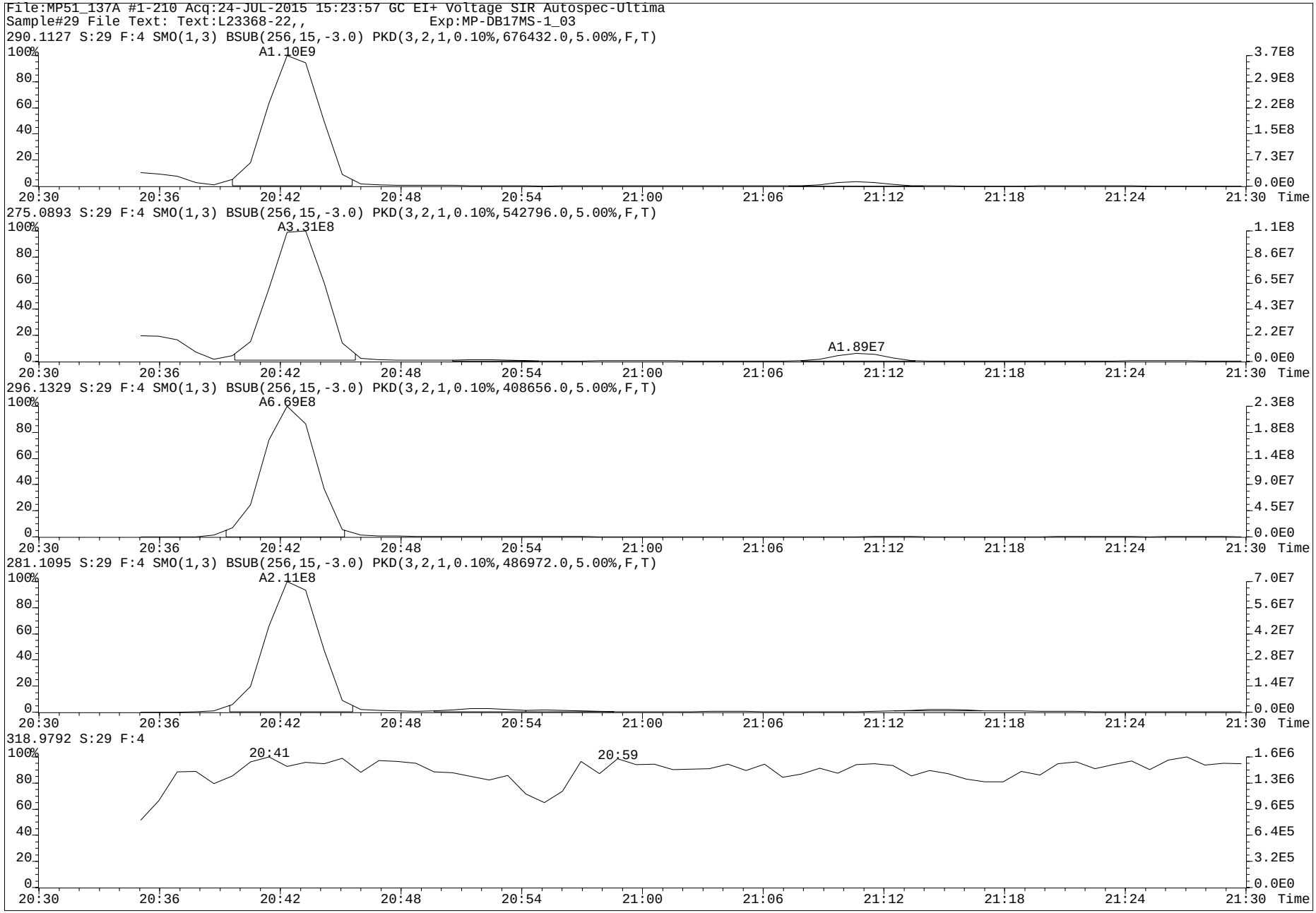
File:MP51_137A #1-210 Acq:24-JUL-2015 15:23:57 GC EI+ Voltage SIR Autospec-Ultima
Sample#29 File Text: Text:L23368-22,, Exp:MP-DB17MS-1_03
290.1127 S:29 F:4 SMO(1,3) BSUB(256,15,-3.0) PKD(3,2,1,0.10%,676432.0,5.00%,F,T)
A1.10E9
275.0893 S:29 F:4 SMO(1,3) BSUB(256,15,-3.0) PKD(3,2,1,0.10%,542796.0,5.00%,F,T)
A3.31E8
A1.89E7
296.1329 S:29 F:4 SMO(1,3) BSUB(256,15,-3.0) PKD(3,2,1,0.10%,408656.0,5.00%,F,T)
A6.69E8
281.1095 S:29 F:4 SMO(1,3) BSUB(256,15,-3.0) PKD(3,2,1,0.10%,486972.0,5.00%,F,T)
A2.11E8
318.9792 S:29 F:4
20:41
20:59
Time

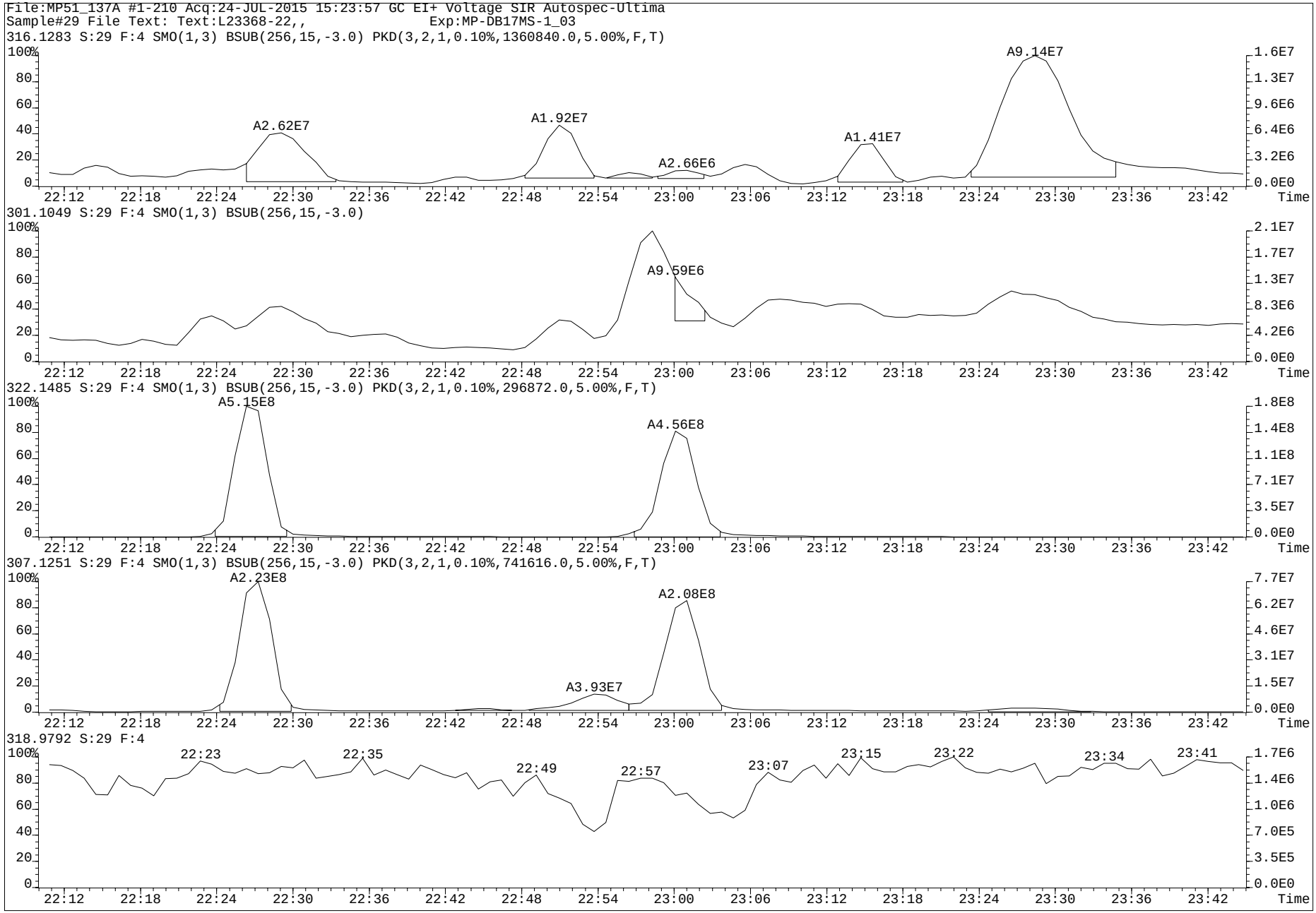
File:MP51_137A #1-210 Acq:24-JUL-2015 15:23:57 GC EI+ Voltage SIR Autospec-Ultima
Sample#29 File Text: Text:L23368-22,, Exp:MP-DB17MS-1_03
316.1283 S:29 F:4 SMO(1,3) BSUB(256,15,-3.0) PKD(3,2,1,0.10%,1360840.0,5.00%,F,T)
A2.62E7
A1.92E7
A2.66E6
A1.41E7
A9.14E7
301.1049 S:29 F:4 SMO(1,3) BSUB(256,15,-3.0)
A9.59E6
322.1485 S:29 F:4 SMO(1,3) BSUB(256,15,-3.0) PKD(3,2,1,0.10%,296872.0,5.00%,F,T)
A5.15E8
A4.56E8
307.1251 S:29 F:4 SMO(1,3) BSUB(256,15,-3.0) PKD(3,2,1,0.10%,741616.0,5.00%,F,T)
A2.23E8
A3.93E7
A2.08E8
318.9792 S:29 F:4
22:23
22:35
22:49
22:57
23:07
23:15
23:22
23:34
23:41
Time

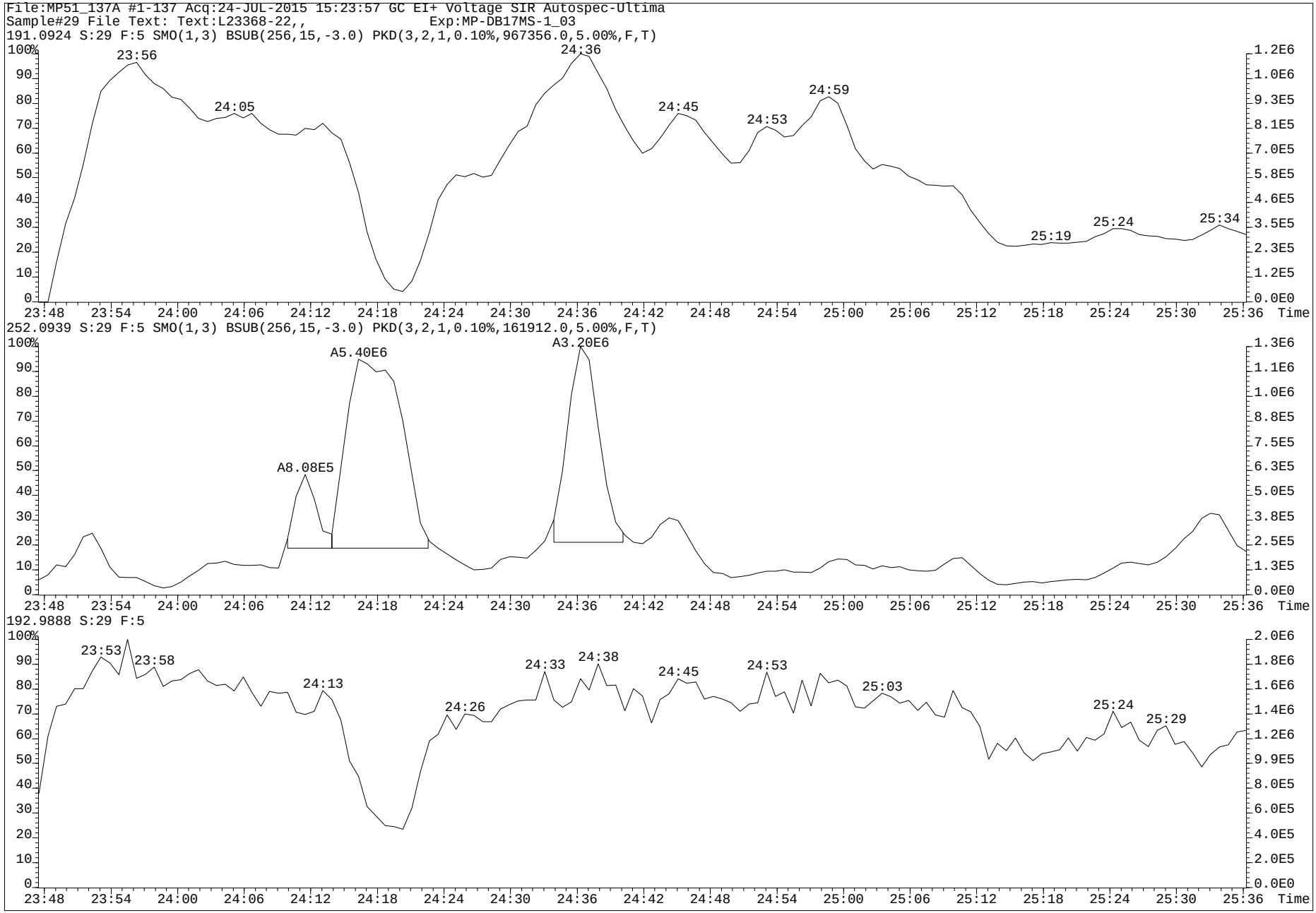
File:MP51_137A #1-137 Acq:24-JUL-2015 15:23:57 GC EI+ Voltage SIR Autospec-Ultima
Sample#29 File Text: Text:L23368-22,, Exp:MP-DB17MS-1_03
191.0924 S:29 F:5 SMO(1,3) BSUB(256,15,-3.0) PKD(3,2,1,0.10%,967356.0,5.00%,F,T)
23:56
24:05
24:36
24:45
24:53
24:59
25:19
25:24
25:34
252.0939 S:29 F:5 SMO(1,3) BSUB(256,15,-3.0) PKD(3,2,1,0.10%,161912.0,5.00%,F,T)
A8.08E5
A5.40E6
A3.20E6
192.9888 S:29 F:5
23:53
23:58
24:13
24:26
24:33
24:38
24:45
24:53
25:03
25:24
25:29
Time

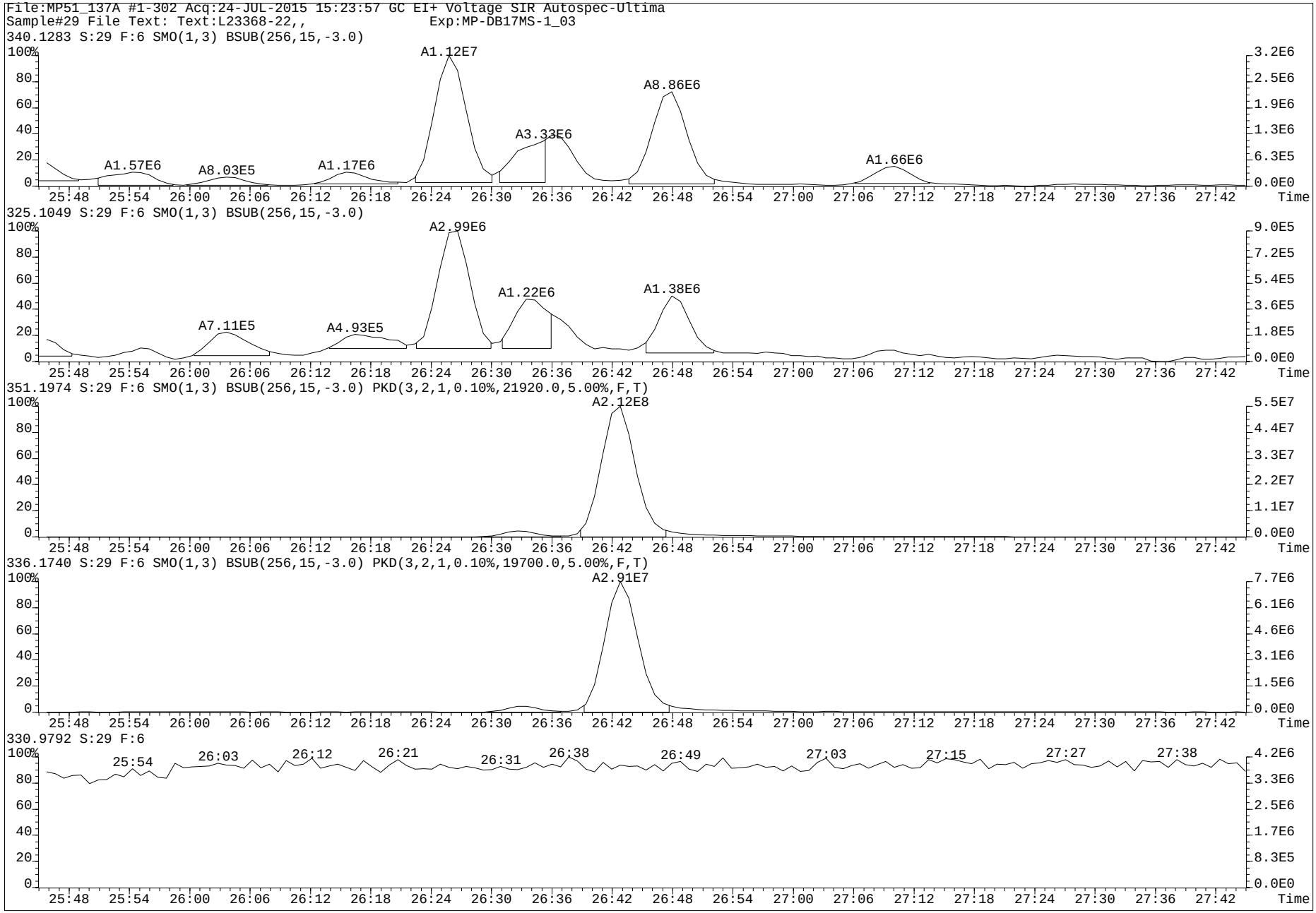
File:MP51_137A #1-302 Acq:24-JUL-2015 15:23:57 GC EI+ Voltage SIR Autospec-Ultima
Sample#29 File Text: Text:L23368-22,, Exp:MP-DB17MS-1_03
340.1283 S:29 F:6 SMO(1,3) BSUB(256,15,-3.0)
A1.57E6
A8.03E5
A1.17E6
A1.12E7
A3.33E6
A8.86E6
A1.66E6
325.1049 S:29 F:6 SMO(1,3) BSUB(256,15,-3.0)
A7.11E5
A4.93E5
A2.99E6
A1.22E6
A1.38E6
351.1974 S:29 F:6 SMO(1,3) BSUB(256,15,-3.0) PKD(3,2,1,0.10%,21920.0,5.00%,F,T)
A2.12E8
336.1740 S:29 F:6 SMO(1,3) BSUB(256,15,-3.0) PKD(3,2,1,0.10%,19700.0,5.00%,F,T)
A2.91E7
330.9792 S:29 F:6
25:54
26:03
26:12
26:21
26:31
26:38
26:49
27:03
27:15
27:27
27:38
Time

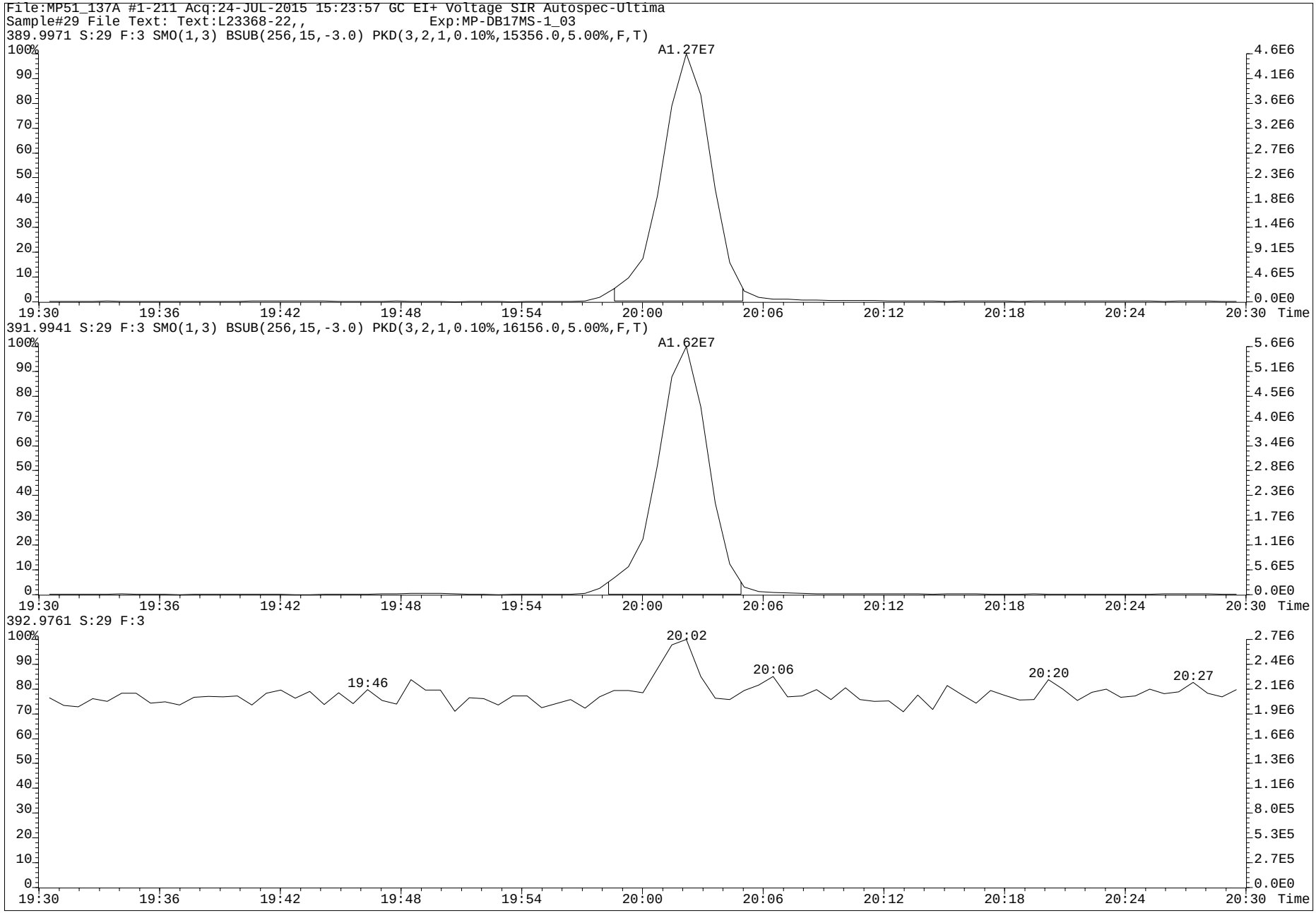
File:MP51_137A #1-211 Acq:24-JUL-2015 15:23:57 GC EI+ Voltage SIR Autospec-Ultima
Sample#29 File Text: Text:L23368-22,, Exp:MP-DB17MS-1_03
389.9971 S:29 F:3 SMO(1,3) BSUB(256,15,-3.0) PKD(3,2,1,0.10%,15356.0,5.00%,F,T)
A1.27E7
391.9941 S:29 F:3 SMO(1,3) BSUB(256,15,-3.0) PKD(3,2,1,0.10%,16156.0,5.00%,F,T)
A1.62E7
392.9761 S:29 F:3
19:46
20:02
20:06
20:20
20:27
Time

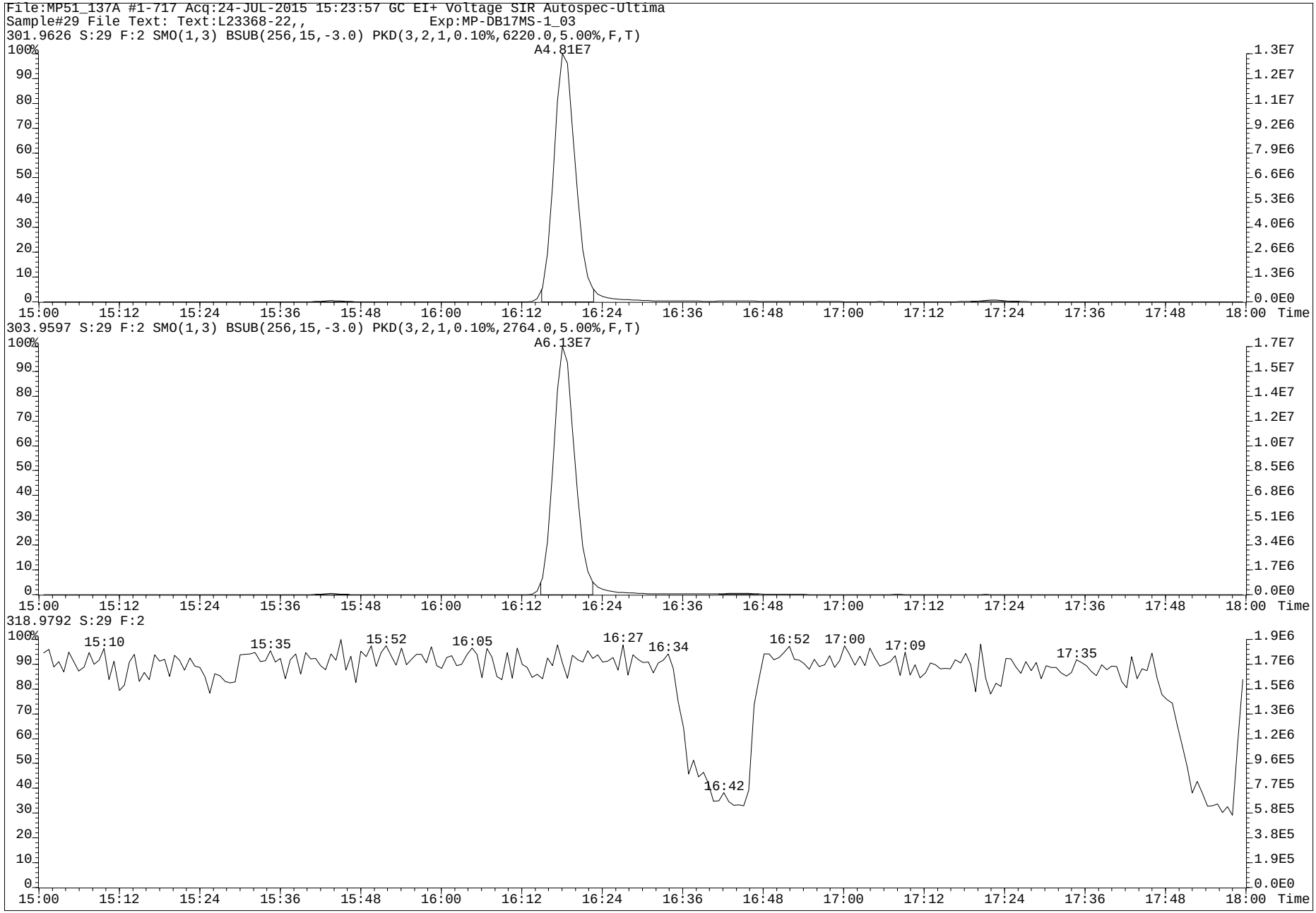
File:MP51_137A #1-717 Acq:24-JUL-2015 15:23:57 GC EI+ Voltage SIR Autospec-Ultima
Sample#29 File Text: Text:L23368-22,, Exp:MP-DB17MS-1_03
301.9626 S:29 F:2 SMO(1,3) BSUB(256,15,-3.0) PKD(3,2,1,0.10%,6220.0,5.00%,F,T)
A4.81E7
303.9597 S:29 F:2 SMO(1,3) BSUB(256,15,-3.0) PKD(3,2,1,0.10%,2764.0,5.00%,F,T)
A6.13E7
318.9792 S:29 F:2
15:10
15:35
15:52
16:05
16:27
16:34
16:42
16:52
17:00
17:09
17:35
Time

www.axysanalytical.com

Run #21 Filename MP51_137A S: 30 I: 1 Acquired: 24-JUL-15 15:58:03 Processed: 24-JUL-15 16:33:00
Run: mp51_137a-a Analyte: MP-DB17-S12 Cal: mp51_134-8a Results: MP51_137A-B Version: V3.6 6-JAN-2000 17:51:42
Sample text: L23368-23,, 3.827 Comments: 1,WG51889,2.0/200uL
sample size: ~~3.903000~~ conc units: pg/gm total toxicity: 681.95 F1: 1.0000 F2: 1.0000

	Typ	Name	#Hom	Resp	RA		RT	Conc	Tox #1	DL	Rec	M?
1	Unk	1-OH-Naphthalene	1	2.80e+07	0.84	n	8:12	1718.082	172	479.9693	-	n
2	Unk	1-OH-Pyrene	1	2.48e+08	3.21	n	20:42	4474.566	447	177.2319	-	n
3	Unk	3-OH-Chrysene	0	*	*	n	NotFnd	*	*	1788.6076	-	n
4	Unk	3-OH-Benz[a]anthracene	0	*	*	n	NotFnd	*	*	1142.2088	-	n
5	Unk	7,8-OH-Benzo[a]pyrene-C	0	*	*	n	NotFnd	*	*	*	-	n
6	Unk	7,8-OH-Benzo[a]pyrene-T	0	*	*	n	NotFnd	*	*	*	-	n
7	Unk	7,8-OH-Benzo[a]pyrene-3	0	*	*	n	NotFnd	*	*	*	-	n
8	Unk	9-OH-Benzo[a]pyrene	1	7.46e+06	2.39	n	26:34	626.891	63	117.9735	-	y
9	Unk	3-OH-Benzo[a]pyrene	0	*	*	n	NotFnd	*	*	155.3632	-	n
10	Unk	7,8-OH-Benzo[a]pyrene-4	0	*	*	n	NotFnd	*	*	*	-	n
11	IS	13C6-1-OH-Naphthalene	1	1.70e+08	0.71	n	8:12	3784.692	-	170.2951	30.2	n
12	IS	13C6-1-OH-Pyrene	1	6.86e+08	3.23	n	20:42	11244.041	-	137.5731	89.8	n
13	IS	13C6-1-OH-BAA	1	4.99e+08	2.27	n	22:26	10542.437	-	274.9455	83.5	n
14	IS	13C6-3-OH-Chrysene	1	4.09e+08	2.20	n	23:00	7630.294	-	242.7705	60.3	n
15	IS	D11-3-OH-Benzo[a]pyrene	1	2.17e+08	7.37	n	26:44	9287.997	-	14.8902	74.5	n
16	IS	13C-CL4-OH-PCB-79	1	2.68e+07	0.78	y	20:02	3175.008	-	36.4961	126.8	n
17	IS	13C-CL4-PCB-79	0	*	*	n	NotFnd	*	-	*	Div0	n
18	RS	13C-CL4-PCB-81	1	1.00e+08	0.79	y	16:18	7.950	-	-	-	n
19	Tot	Fn1 Lock	-	-			-	-	-	-	-	n
20	Tot	Fn2 Lock	-	-			-	-	-	-	-	n
21	Tot	Fn3 Lock	-	-			-	-	-	-	-	n
22	Tot	Fn4 Lock	-	-			-	-	-	-	-	n
23	Tot	Fn4 Lock	-	-			-	-	-	-	-	n
24	Tot	Fn5 Lock	-	-			-	-	-	-	-	n
25	Tot	Fn6 Lock	-	-			-	-	-	-	-	n

x conc. 1.02
1.043

PV AS 8-AUG-2015

SV MW
11-Aug-2015

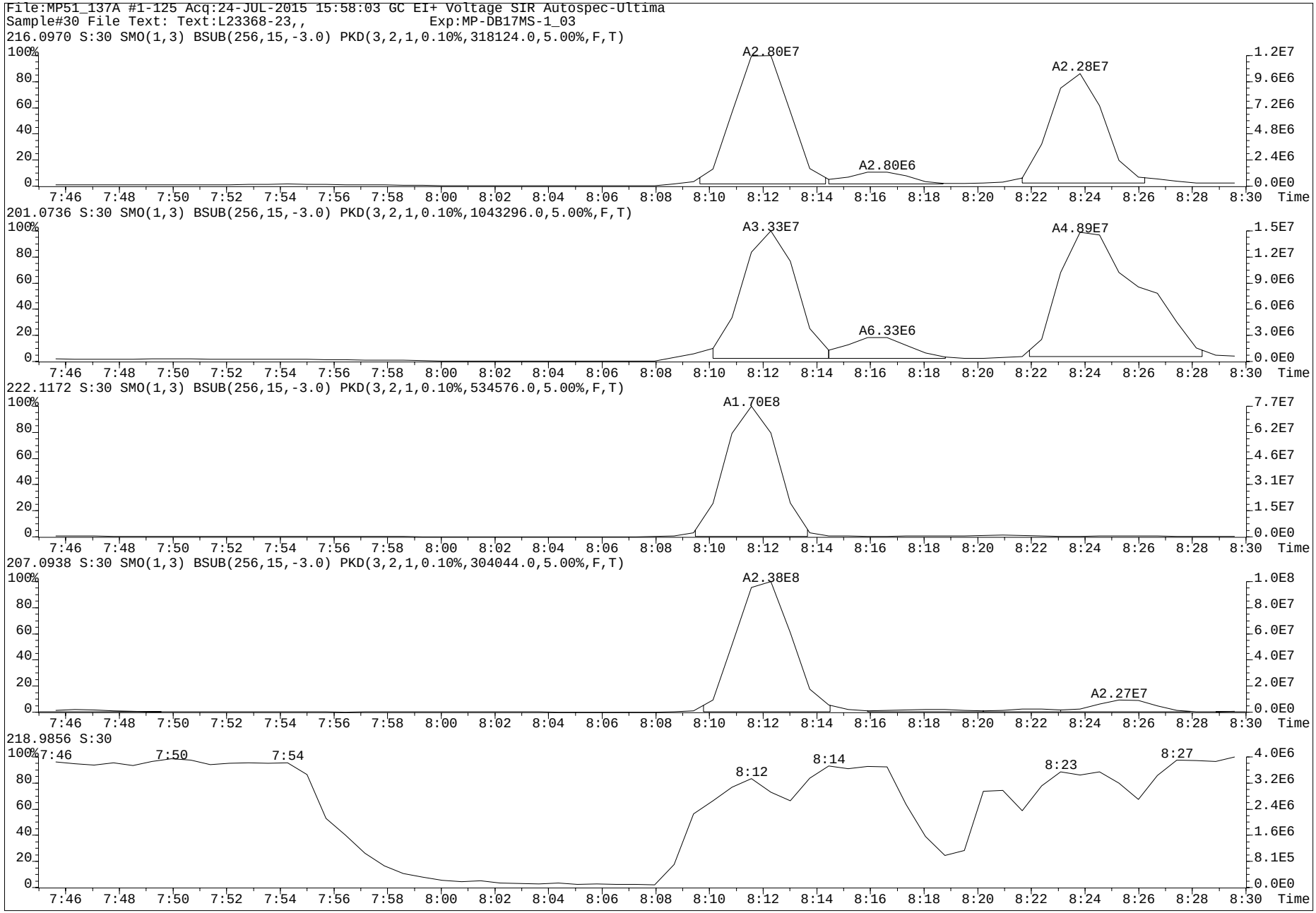
File:MP51_137A #1-125 Acq:24-JUL-2015 15:58:03 GC EI+ Voltage SIR Autospec-Ultima
Sample#30 File Text: Text:L23368-23,, Exp:MP-DB17MS-1_03
216.0970 S:30 SMO(1,3) BSUB(256,15,-3.0) PKD(3,2,1,0.10%,318124.0,5.00%,F,T)
A2.80E7
A2.28E7
A2.80E6
201.0736 S:30 SMO(1,3) BSUB(256,15,-3.0) PKD(3,2,1,0.10%,1043296.0,5.00%,F,T)
A3.33E7
A4.89E7
A6.33E6
222.1172 S:30 SMO(1,3) BSUB(256,15,-3.0) PKD(3,2,1,0.10%,534576.0,5.00%,F,T)
A1.70E8
207.0938 S:30 SMO(1,3) BSUB(256,15,-3.0) PKD(3,2,1,0.10%,304044.0,5.00%,F,T)
A2.38E8
A2.27E7
218.9856 S:30
7:46
7:50
7:54
8:12
8:14
8:23
8:27
Time

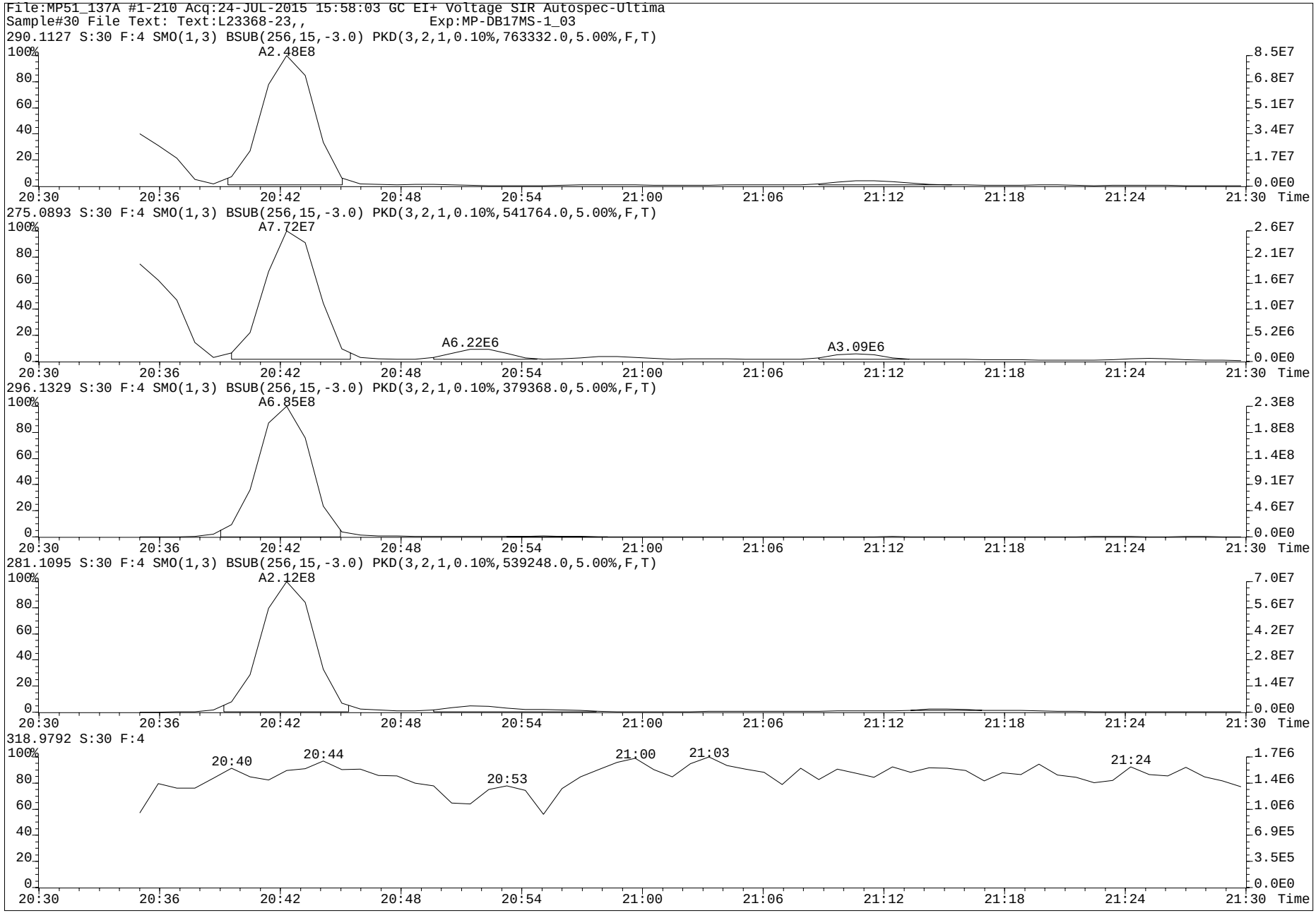
File:MP51_137A #1-210 Acq:24-JUL-2015 15:58:03 GC EI+ Voltage SIR Autospec-Ultima
Sample#30 File Text: Text:L23368-23,, Exp:MP-DB17MS-1_03
290.1127 S:30 F:4 SMO(1,3) BSUB(256,15,-3.0) PKD(3,2,1,0.10%,763332.0,5.00%,F,T)
A2.48E8
275.0893 S:30 F:4 SMO(1,3) BSUB(256,15,-3.0) PKD(3,2,1,0.10%,541764.0,5.00%,F,T)
A7.72E7
A6.22E6
A3.09E6
296.1329 S:30 F:4 SMO(1,3) BSUB(256,15,-3.0) PKD(3,2,1,0.10%,379368.0,5.00%,F,T)
A6.85E8
281.1095 S:30 F:4 SMO(1,3) BSUB(256,15,-3.0) PKD(3,2,1,0.10%,539248.0,5.00%,F,T)
A2.12E8
318.9792 S:30 F:4
20:40
20:44
20:53
21:00
21:03
21:24
Time

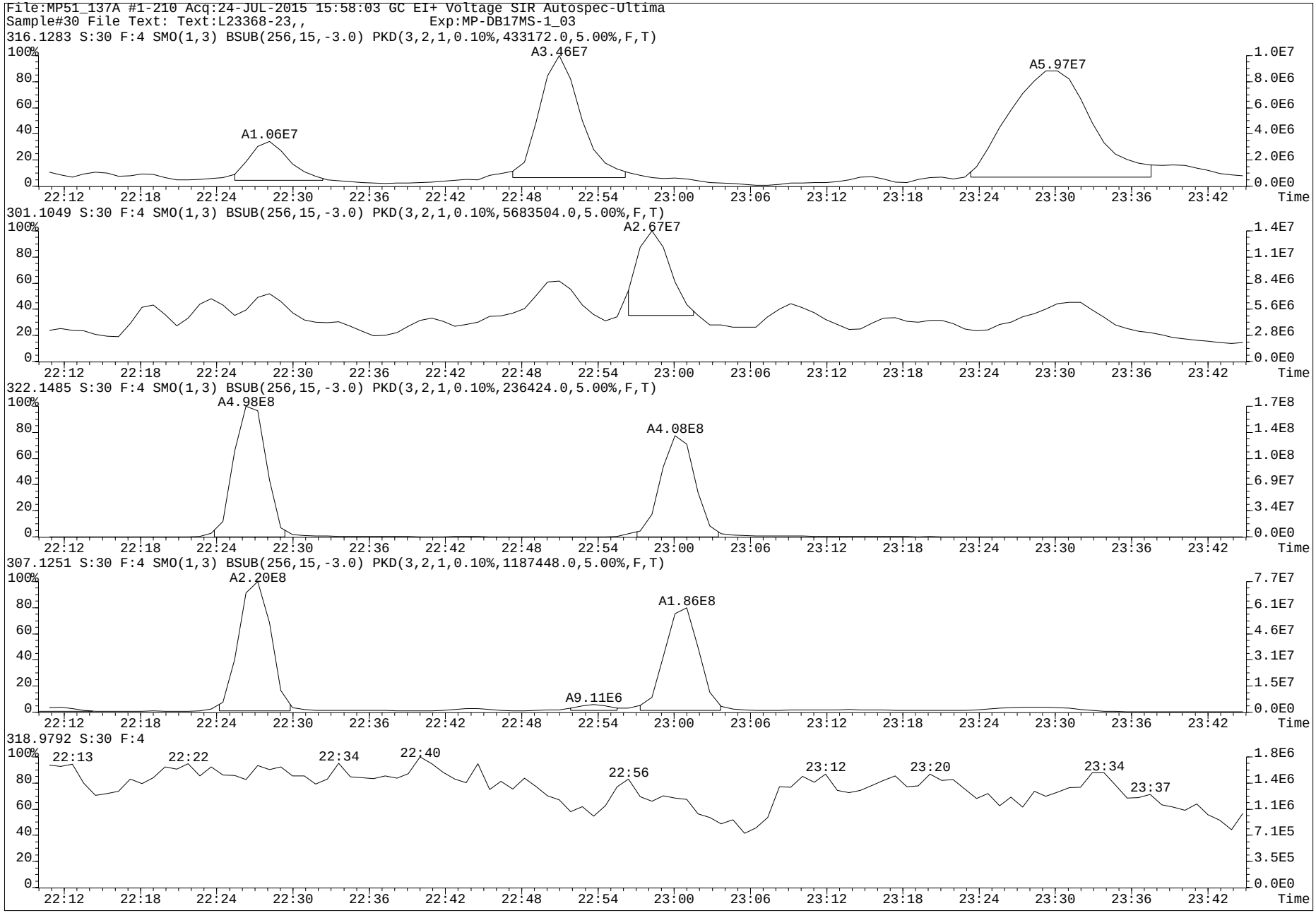
File:MP51_137A #1-210 Acq:24-JUL-2015 15:58:03 GC EI+ Voltage SIR Autospec-Ultima
Sample#30 File Text: Text:L23368-23,, Exp:MP-DB17MS-1_03
316.1283 S:30 F:4 SMO(1,3) BSUB(256,15,-3.0) PKD(3,2,1,0.10%,433172.0,5.00%,F,T)
A1.06E7
A3.46E7
A5.97E7
301.1049 S:30 F:4 SMO(1,3) BSUB(256,15,-3.0) PKD(3,2,1,0.10%,5683504.0,5.00%,F,T)
A2.67E7
322.1485 S:30 F:4 SMO(1,3) BSUB(256,15,-3.0) PKD(3,2,1,0.10%,236424.0,5.00%,F,T)
A4.98E8
A4.08E8
307.1251 S:30 F:4 SMO(1,3) BSUB(256,15,-3.0) PKD(3,2,1,0.10%,1187448.0,5.00%,F,T)
A2.20E8
A1.86E8
A9.11E6
318.9792 S:30 F:4
22:13
22:22
22:34
22:40
22:56
23:12
23:20
23:34
23:37
Time

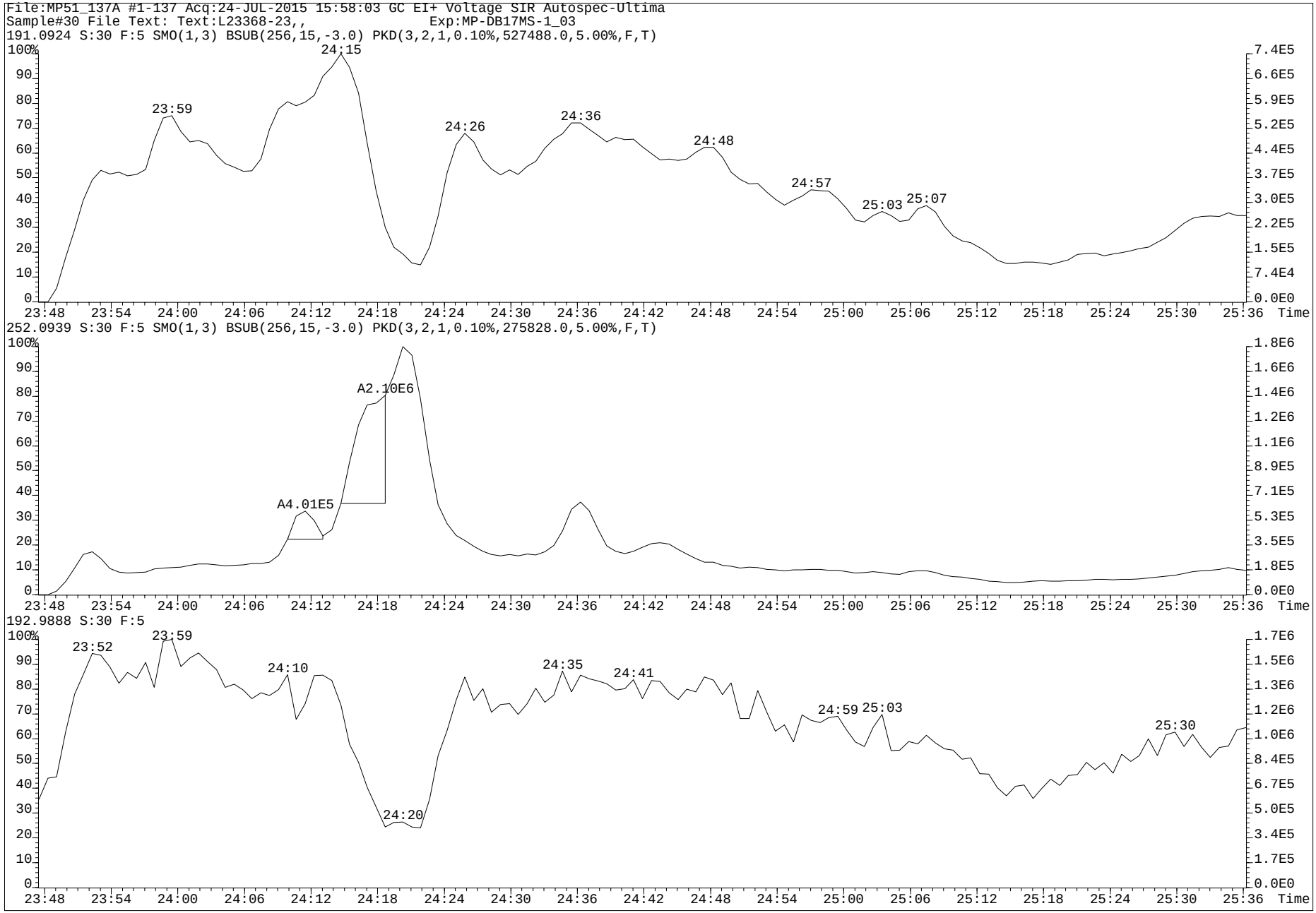
File:MP51_137A #1-137 Acq:24-JUL-2015 15:58:03 GC EI+ Voltage SIR Autospec-Ultima
Sample#30 File Text: Text:L23368-23,, Exp:MP-DB17MS-1_03
191.0924 S:30 F:5 SMO(1,3) BSUB(256,15,-3.0) PKD(3,2,1,0.10%,527488.0,5.00%,F,T)
23:59
24:15
24:26
24:36
24:48
24:57
25:03
25:07
252.0939 S:30 F:5 SMO(1,3) BSUB(256,15,-3.0) PKD(3,2,1,0.10%,275828.0,5.00%,F,T)
A2.10E6
A4.01E5
192.9888 S:30 F:5
23:52
23:59
24:10
24:20
24:35
24:41
24:59
25:03
25:30
Time

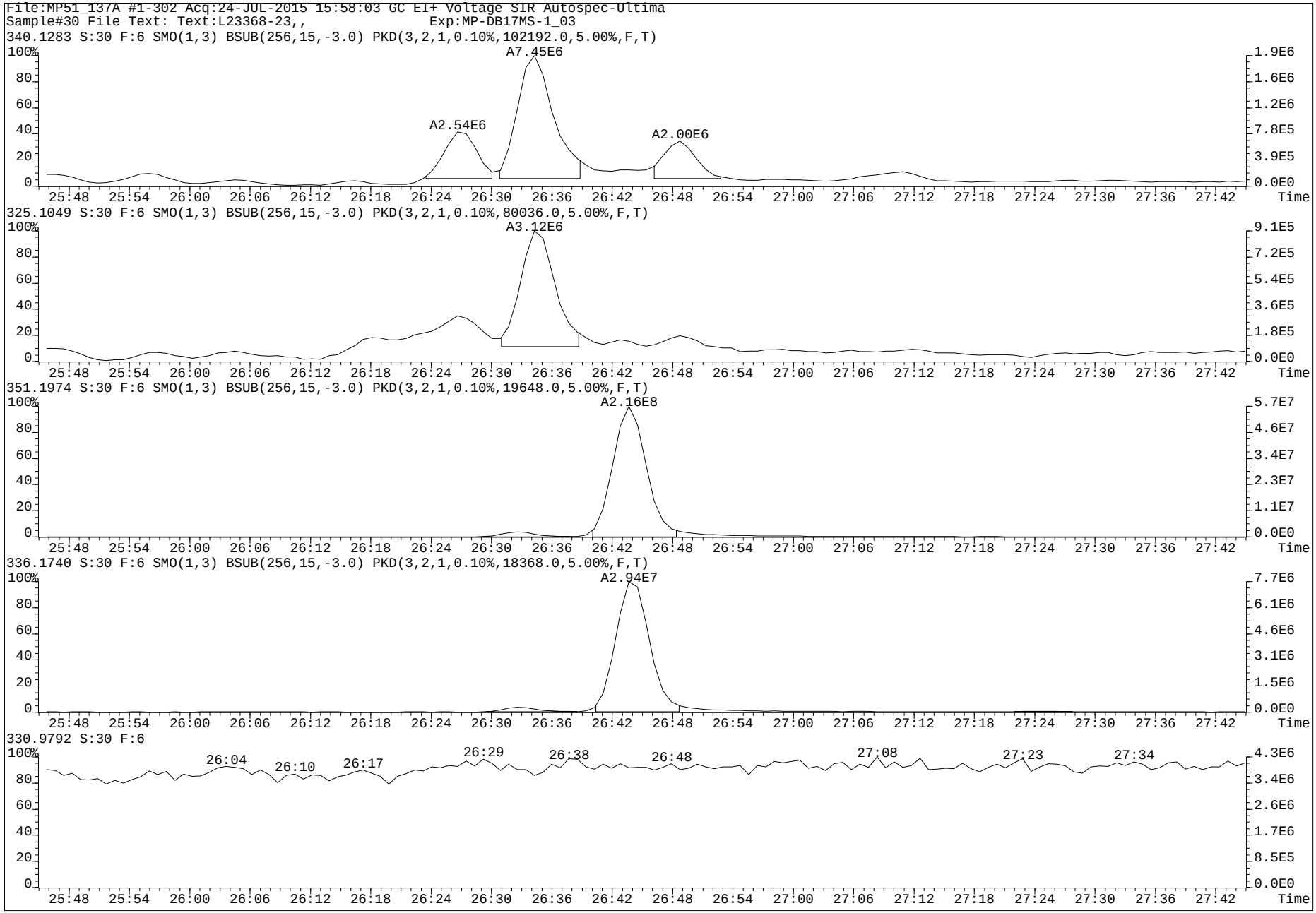
File:MP51_137A #1-302 Acq:24-JUL-2015 15:58:03 GC EI+ Voltage SIR Autospec-Ultima
Sample#30 File Text: Text:L23368-23,, Exp:MP-DB17MS-1_03
340.1283 S:30 F:6 SMO(1,3) BSUB(256,15,-3.0) PKD(3,2,1,0.10%,102192.0,5.00%,F,T)
A7.45E6
A2.54E6
A2.00E6
325.1049 S:30 F:6 SMO(1,3) BSUB(256,15,-3.0) PKD(3,2,1,0.10%,80036.0,5.00%,F,T)
A3.12E6
351.1974 S:30 F:6 SMO(1,3) BSUB(256,15,-3.0) PKD(3,2,1,0.10%,19648.0,5.00%,F,T)
A2.16E8
336.1740 S:30 F:6 SMO(1,3) BSUB(256,15,-3.0) PKD(3,2,1,0.10%,18368.0,5.00%,F,T)
A2.94E7
330.9792 S:30 F:6
26:04
26:10
26:17
26:29
26:38
26:48
27:08
27:23
27:34
Time

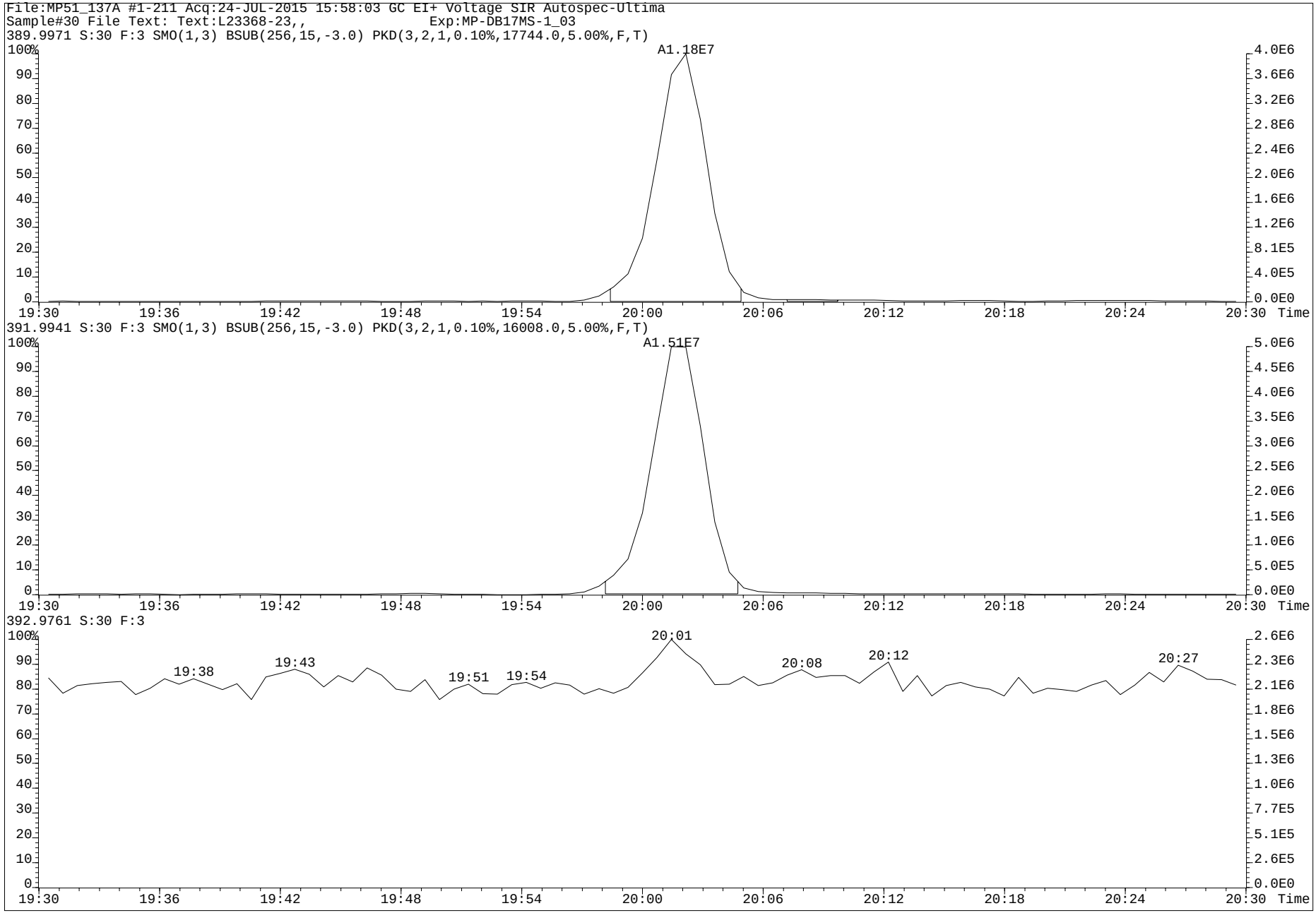
File:MP51_137A #1-211 Acq:24-JUL-2015 15:58:03 GC EI+ Voltage SIR Autospec-Ultima
Sample#30 File Text: Text:L23368-23,, Exp:MP-DB17MS-1_03
389.9971 S:30 F:3 SMO(1,3) BSUB(256,15,-3.0) PKD(3,2,1,0.10%,17744.0,5.00%,F,T)
A1.18E7
391.9941 S:30 F:3 SMO(1,3) BSUB(256,15,-3.0) PKD(3,2,1,0.10%,16008.0,5.00%,F,T)
A1.51E7
392.9761 S:30 F:3
19:38
19:43
19:51
19:54
20:01
20:08
20:12
20:27
Time

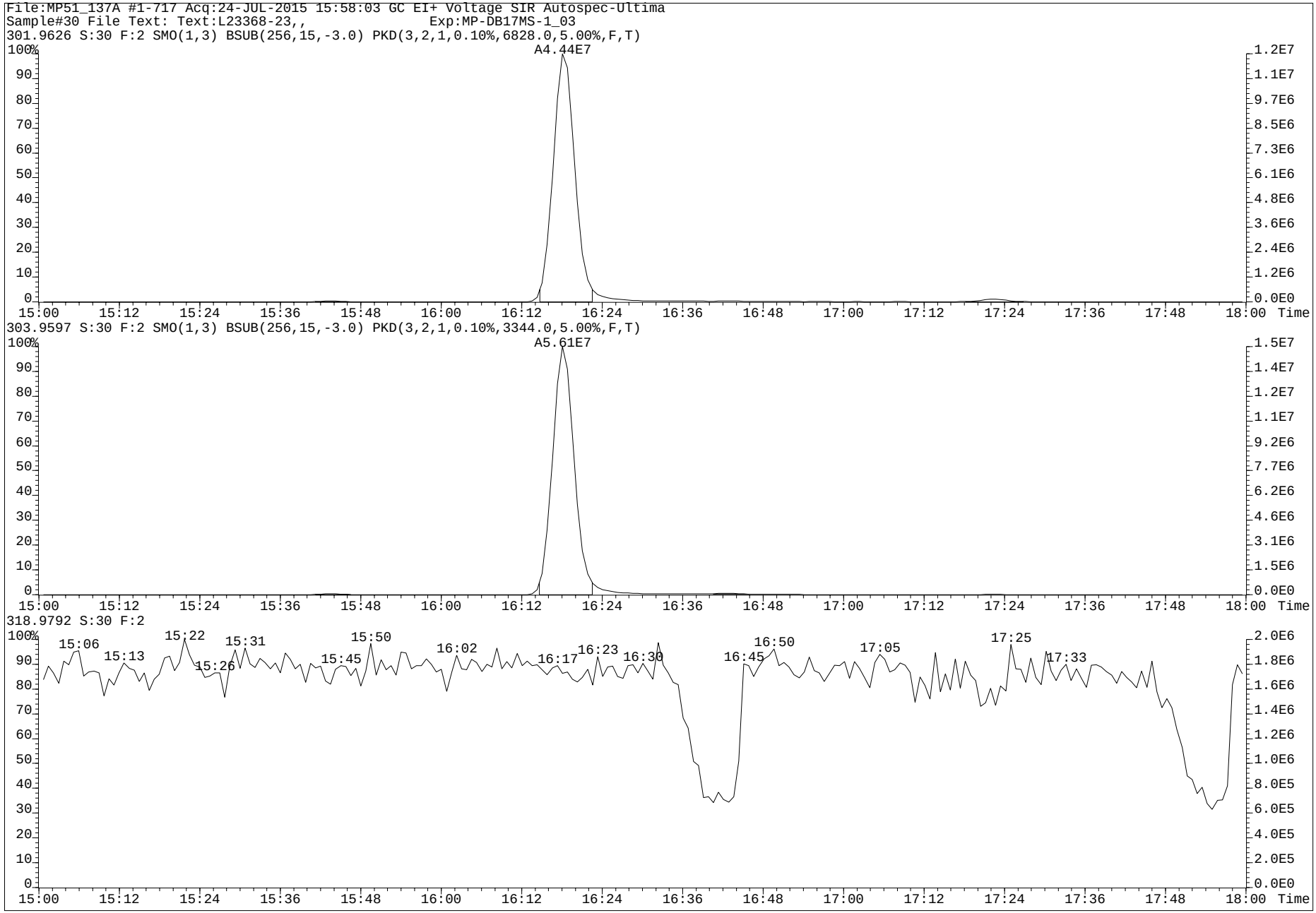
File:MP51_137A #1-717 Acq:24-JUL-2015 15:58:03 GC EI+ Voltage SIR Autospec-Ultima
Sample#30 File Text: Text:L23368-23,, Exp:MP-DB17MS-1_03
301.9626 S:30 F:2 SMO(1,3) BSUB(256,15,-3.0) PKD(3,2,1,0.10%,6828.0,5.00%,F,T)
A4.44E7
303.9597 S:30 F:2 SMO(1,3) BSUB(256,15,-3.0) PKD(3,2,1,0.10%,3344.0,5.00%,F,T)
A5.61E7
318.9792 S:30 F:2
15:06
15:13
15:22
15:26
15:31
15:45
15:50
16:02
16:17
16:23
16:30
16:45
16:50
17:05
17:25
17:33
Time

Run #22 Filename MP51_137A S: 31 I: 1 Acquired: 24-JUL-15 16:32:08 Processed: 24-JUL-15 17:02:09
Run: mp51_137a-a Analyte: MP-DB17-S12 Cal: mp51_134-8a Results: MP51_137A-B Version: V3.6 6-JAN-2000 17:51:42
Sample text: L23368-24,, 3.836 Comments: 1,WG51889,2.0/200uL
sample size: ~~4.003000~~ conc units: pg/~~g~~ mL total toxicity: 562.07 F1: 1.0000 F2: 1.0000

	Typ	Name	#Hom	Resp	RA		RT	Conc	Tox #1	DL	Rec	M?
1	Unk	1-OH-Naphthalene	1	2.61e+07	0.83	n	8:13	1422.311	142	321.8486	-	n
2	Unk	1-OH-Pyrene	1	1.97e+08	3.25	n	20:43	3656.854	366	207.9814	-	n
3	Unk	3-OH-Chrysene	0	*	*	n	NotFnd	*	*	1586.0287	-	n
4	Unk	3-OH-Benz[a]anthracene	0	*	*	n	NotFnd	*	*	1071.5747	-	n
5	Unk	7,8-OH-Benzo[a]pyrene-C	0	*	*	n	NotFnd	*	*	*	-	n
6	Unk	7,8-OH-Benzo[a]pyrene-T	0	*	*	n	NotFnd	*	*	*	-	n
7	Unk	7,8-OH-Benzo[a]pyrene-3	0	*	*	n	NotFnd	*	*	*	-	n
8	Unk	9-OH-Benzo[a]pyrene	1	5.48e+06	1.97	n ✓	26:35	393.768	39	85.4721	-	y
9	Unk	3-OH-Benzo[a]pyrene	1	1.69e+06	5.64	n	26:49	147.726	15	127.1830	-	y
10	Unk	7,8-OH-Benzo[a]pyrene-4	0	*	*	n	NotFnd	*	*	*	-	n
11	IS	13C6-1-OH-Naphthalene	1	1.91e+08	0.75	n	8:12	4525.341	-	187.9257	36.2	n
12	IS	13C6-1-OH-Pyrene	1	6.65e+08	3.25	n	20:43	11619.777	-	154.3804	93.0	n
13	IS	13C6-1-OH-BAA	1	5.35e+08	2.25	n	22:28	12039.234	-	229.4067	95.6	n
14	IS	13C6-3-OH-Chrysene	1	4.78e+08	2.21	n	23:01	9493.869	-	202.5608	✓ 75.3	n
15	IS	D11-3-OH-Benzo[a]pyrene	1	2.22e+08	7.34	n	26:44	10121.501	-	20.1662	81.4	n
16	IS	13C-CL4-OH-PCB-79	1	2.64e+07	0.79	y	20:03	3323.598	-	30.4362	133.0	n
17	IS	13C-CL4-PCB-79	0	*	*	n	NotFnd	*	-	*	Div0	n
18	RS	13C-CL4-PCB-81	1	9.41e+07	0.78	y	16:19	7.426	-	-	-	n
19	Tot	Fn1 Lock	-	-			-	-	-	-	-	n
20	Tot	Fn2 Lock	-	-			-	-	-	-	-	n
21	Tot	Fn3 Lock	-	-			-	-	-	-	-	n
22	Tot	Fn4 Lock	-	-			-	-	-	-	-	n
23	Tot	Fn4 Lock	-	-			-	-	-	-	-	n
24	Tot	Fn5 Lock	-	-			-	-	-	-	-	n
25	Tot	Fn6 Lock	-	-			-	-	-	-	-	n

x conc. & DL by 1.043

PV AS 8-AUG-2015

~~SV~~ SV by MW 11-Aug-2015

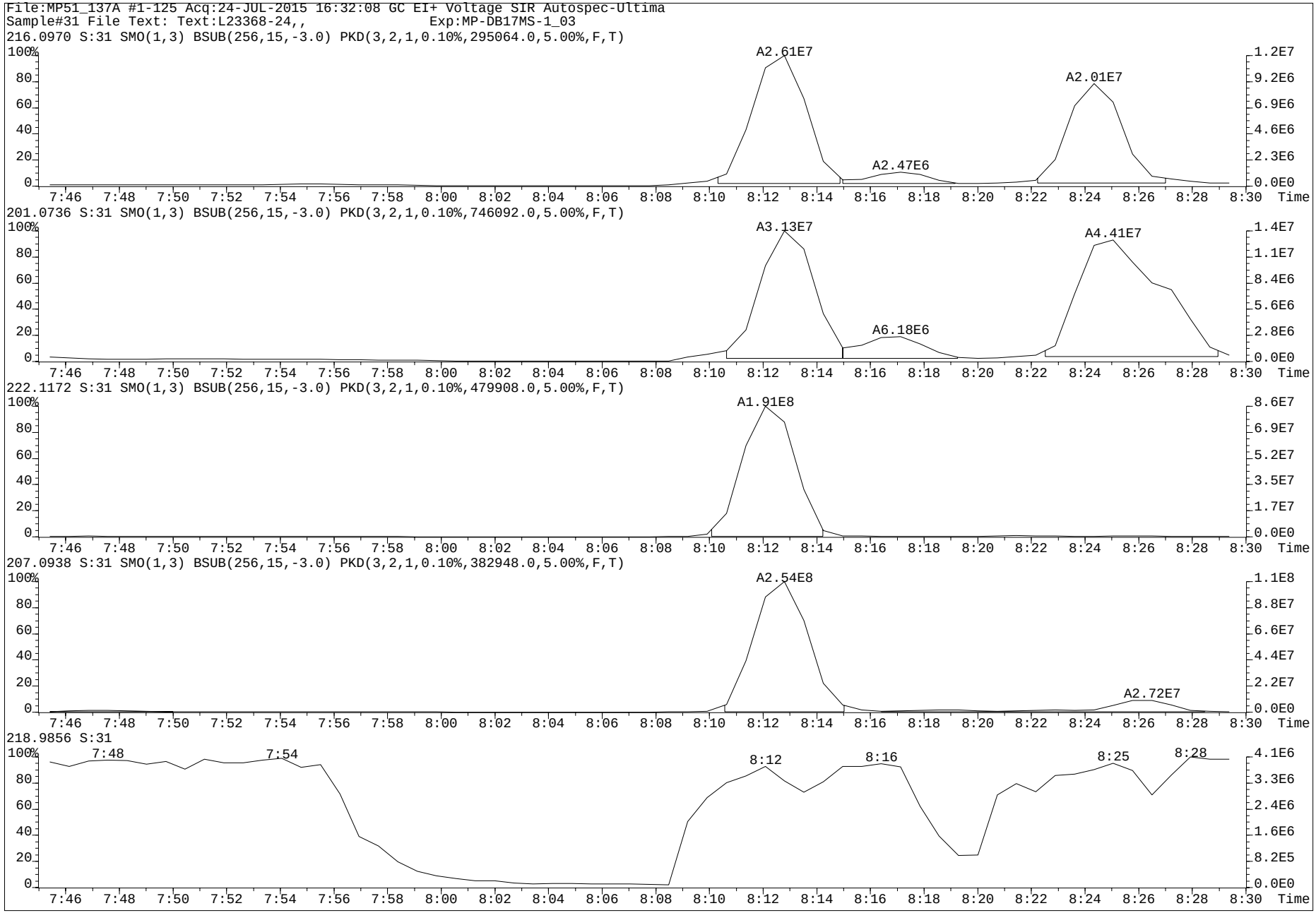
File:MP51_137A #1-125 Acq:24-JUL-2015 16:32:08 GC EI+ Voltage SIR Autospec-Ultima
Sample#31 File Text: Text:L23368-24,, Exp:MP-DB17MS-1_03
216.0970 S:31 SMO(1,3) BSUB(256,15,-3.0) PKD(3,2,1,0.10%,295064.0,5.00%,F,T)
A2.61E7
A2.01E7
A2.47E6
201.0736 S:31 SMO(1,3) BSUB(256,15,-3.0) PKD(3,2,1,0.10%,746092.0,5.00%,F,T)
A3.13E7
A4.41E7
A6.18E6
222.1172 S:31 SMO(1,3) BSUB(256,15,-3.0) PKD(3,2,1,0.10%,479908.0,5.00%,F,T)
A1.91E8
207.0938 S:31 SMO(1,3) BSUB(256,15,-3.0) PKD(3,2,1,0.10%,382948.0,5.00%,F,T)
A2.54E8
A2.72E7
218.9856 S:31
7:48
7:54
8:12
8:16
8:25
8:28
Time

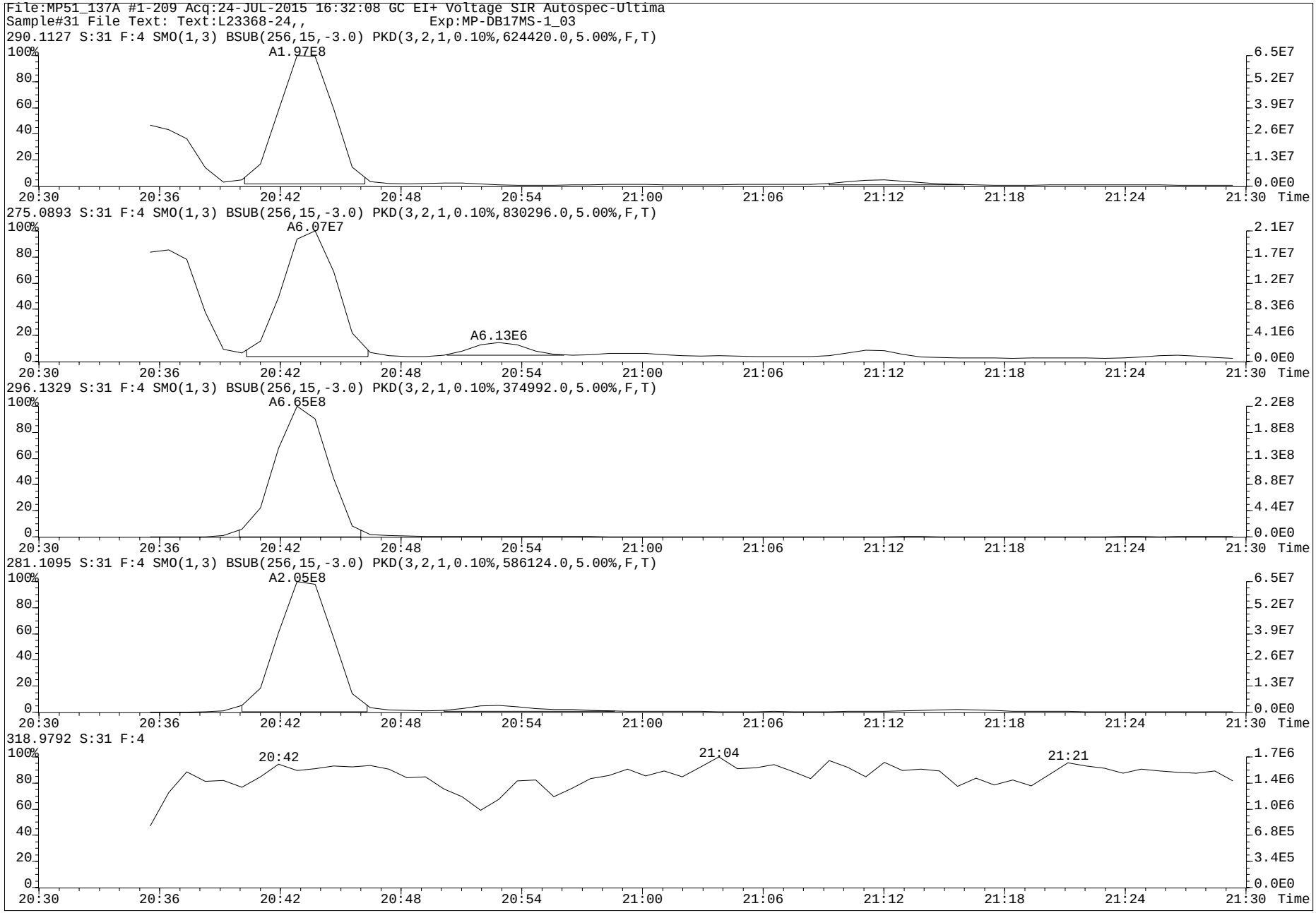
File:MP51_137A #1-209 Acq:24-JUL-2015 16:32:08 GC EI+ Voltage SIR Autospec-Ultima
Sample#31 File Text: Text:L23368-24,, Exp:MP-DB17MS-1_03
290.1127 S:31 F:4 SMO(1,3) BSUB(256,15,-3.0) PKD(3,2,1,0.10%,624420.0,5.00%,F,T)
A1.97E8
275.0893 S:31 F:4 SMO(1,3) BSUB(256,15,-3.0) PKD(3,2,1,0.10%,830296.0,5.00%,F,T)
A6.07E7
A6.13E6
296.1329 S:31 F:4 SMO(1,3) BSUB(256,15,-3.0) PKD(3,2,1,0.10%,374992.0,5.00%,F,T)
A6.65E8
281.1095 S:31 F:4 SMO(1,3) BSUB(256,15,-3.0) PKD(3,2,1,0.10%,586124.0,5.00%,F,T)
A2.05E8
318.9792 S:31 F:4
20:42
21:04
21:21
Time

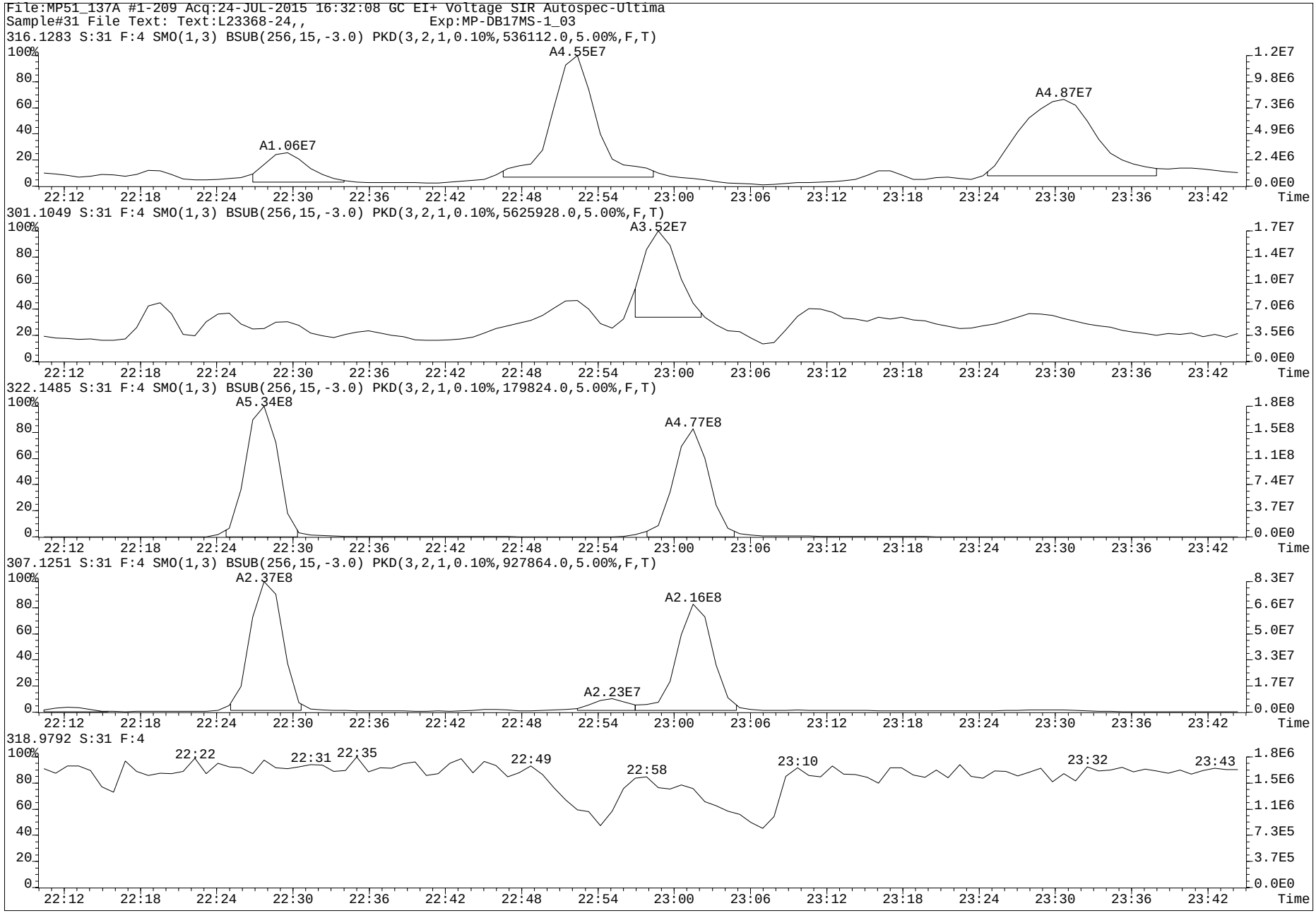
File:MP51_137A #1-209 Acq:24-JUL-2015 16:32:08 GC EI+ Voltage SIR Autospec-Ultima
Sample#31 File Text: Text:L23368-24,, Exp:MP-DB17MS-1_03
316.1283 S:31 F:4 SMO(1,3) BSUB(256,15,-3.0) PKD(3,2,1,0.10%,536112.0,5.00%,F,T)
A1.06E7
A4.55E7
A4.87E7
301.1049 S:31 F:4 SMO(1,3) BSUB(256,15,-3.0) PKD(3,2,1,0.10%,5625928.0,5.00%,F,T)
A3.52E7
322.1485 S:31 F:4 SMO(1,3) BSUB(256,15,-3.0) PKD(3,2,1,0.10%,179824.0,5.00%,F,T)
A5.34E8
A4.77E8
307.1251 S:31 F:4 SMO(1,3) BSUB(256,15,-3.0) PKD(3,2,1,0.10%,927864.0,5.00%,F,T)
A2.37E8
A2.16E8
A2.23E7
318.9792 S:31 F:4
22:22
22:31
22:35
22:49
22:58
23:10
23:32
23:43
Time

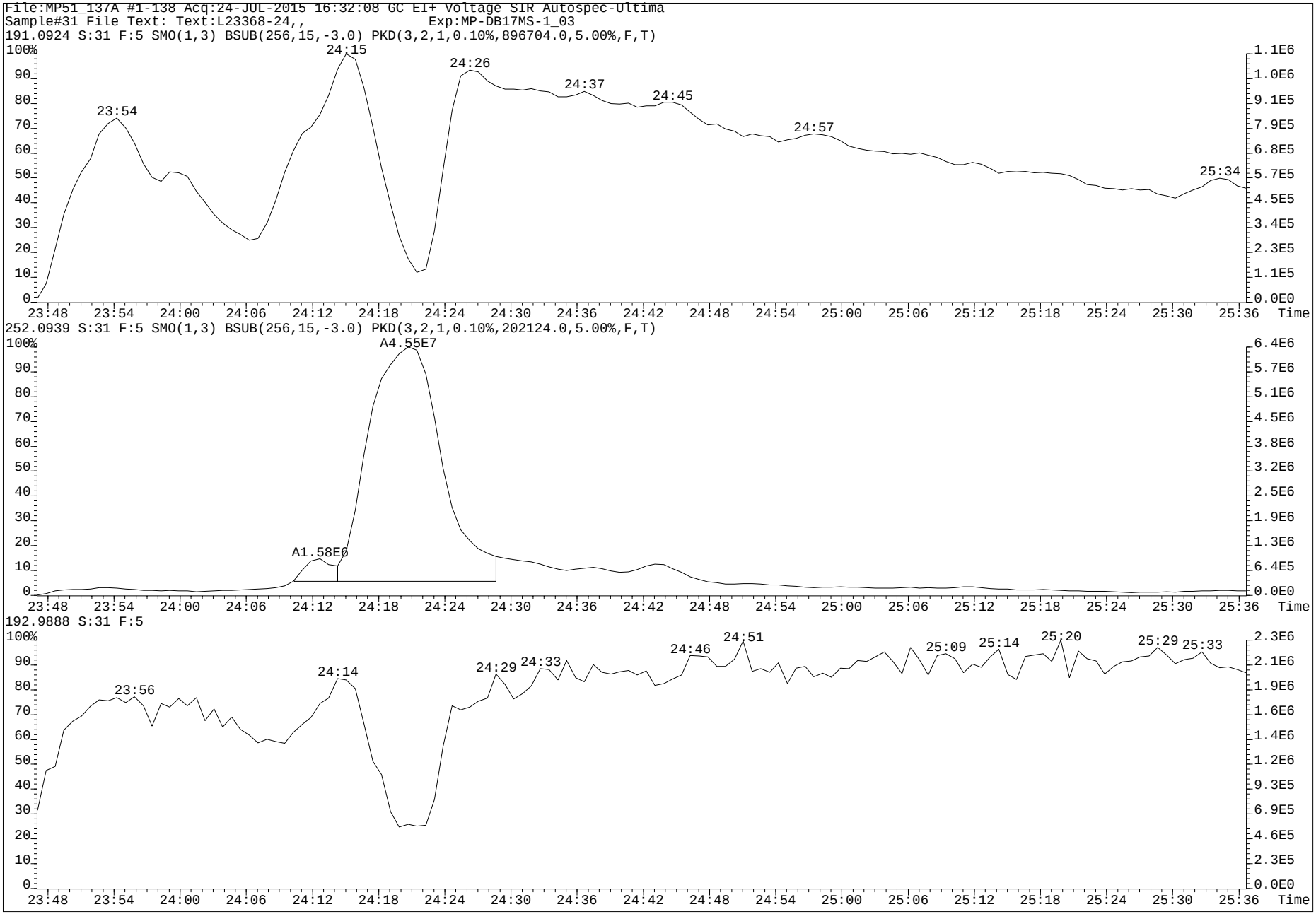
File:MP51_137A #1-138 Acq:24-JUL-2015 16:32:08 GC EI+ Voltage SIR Autospec-Ultima
Sample#31 File Text: Text:L23368-24,, Exp:MP-DB17MS-1_03
191.0924 S:31 F:5 SMO(1,3) BSUB(256,15,-3.0) PKD(3,2,1,0.10%,896704.0,5.00%,F,T)
23:54
24:15
24:26
24:37
24:45
24:57
25:34
252.0939 S:31 F:5 SMO(1,3) BSUB(256,15,-3.0) PKD(3,2,1,0.10%,202124.0,5.00%,F,T)
A4.55E7
A1.58E6
192.9888 S:31 F:5
23:56
24:14
24:29
24:33
24:46
24:51
25:09
25:14
25:20
25:29
25:33
Time

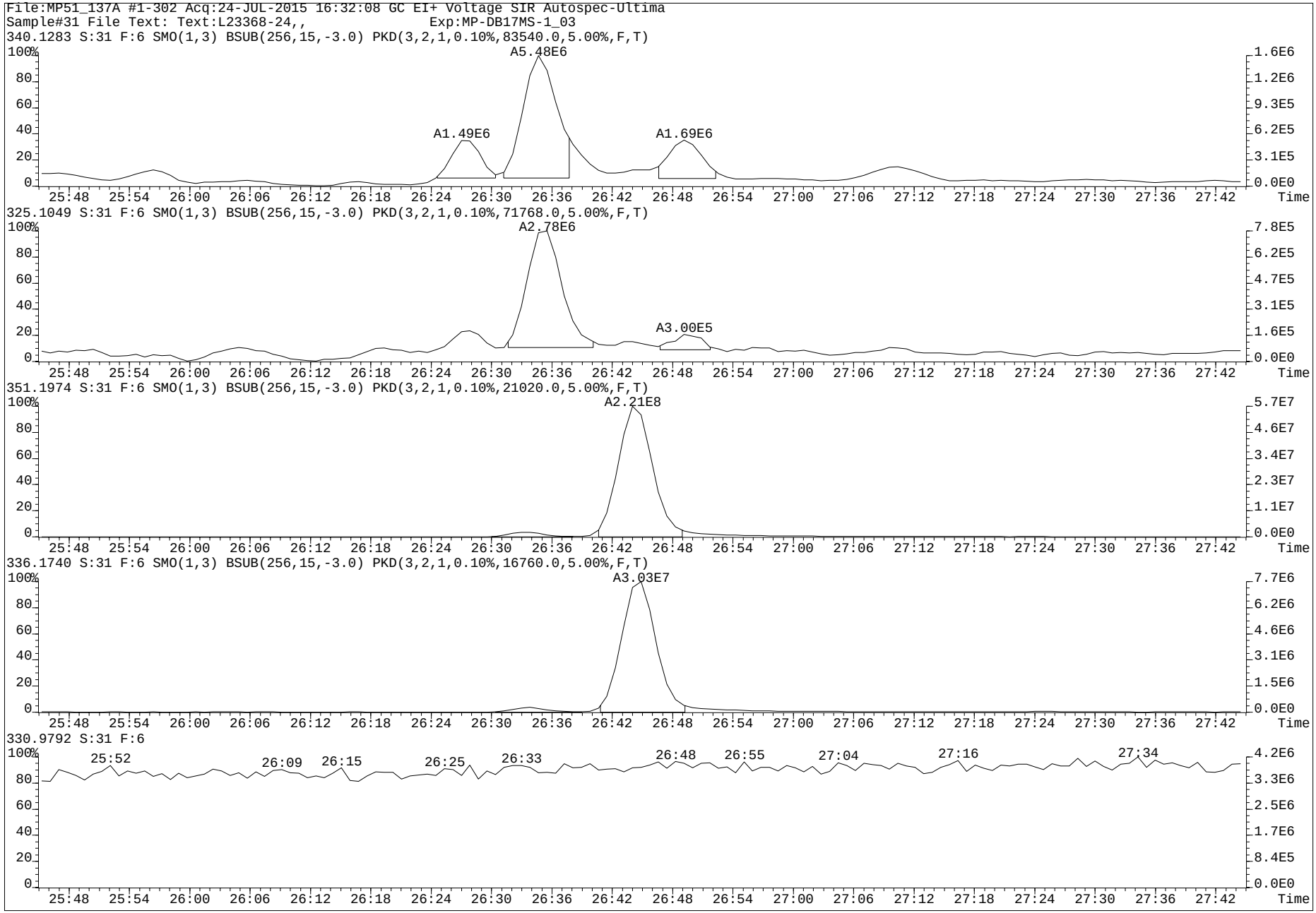
File:MP51_137A #1-302 Acq:24-JUL-2015 16:32:08 GC EI+ Voltage SIR Autospec-Ultima
Sample#31 File Text: Text:L23368-24,, Exp:MP-DB17MS-1_03
340.1283 S:31 F:6 SMO(1,3) BSUB(256,15,-3.0) PKD(3,2,1,0.10%,83540.0,5.00%,F,T)
A5.48E6
A1.49E6
A1.69E6
325.1049 S:31 F:6 SMO(1,3) BSUB(256,15,-3.0) PKD(3,2,1,0.10%,71768.0,5.00%,F,T)
A2.78E6
A3.00E5
351.1974 S:31 F:6 SMO(1,3) BSUB(256,15,-3.0) PKD(3,2,1,0.10%,21020.0,5.00%,F,T)
A2.21E8
336.1740 S:31 F:6 SMO(1,3) BSUB(256,15,-3.0) PKD(3,2,1,0.10%,16760.0,5.00%,F,T)
A3.03E7
330.9792 S:31 F:6
25:52
26:09
26:15
26:25
26:33
26:48
26:55
27:04
27:16
27:34
Time

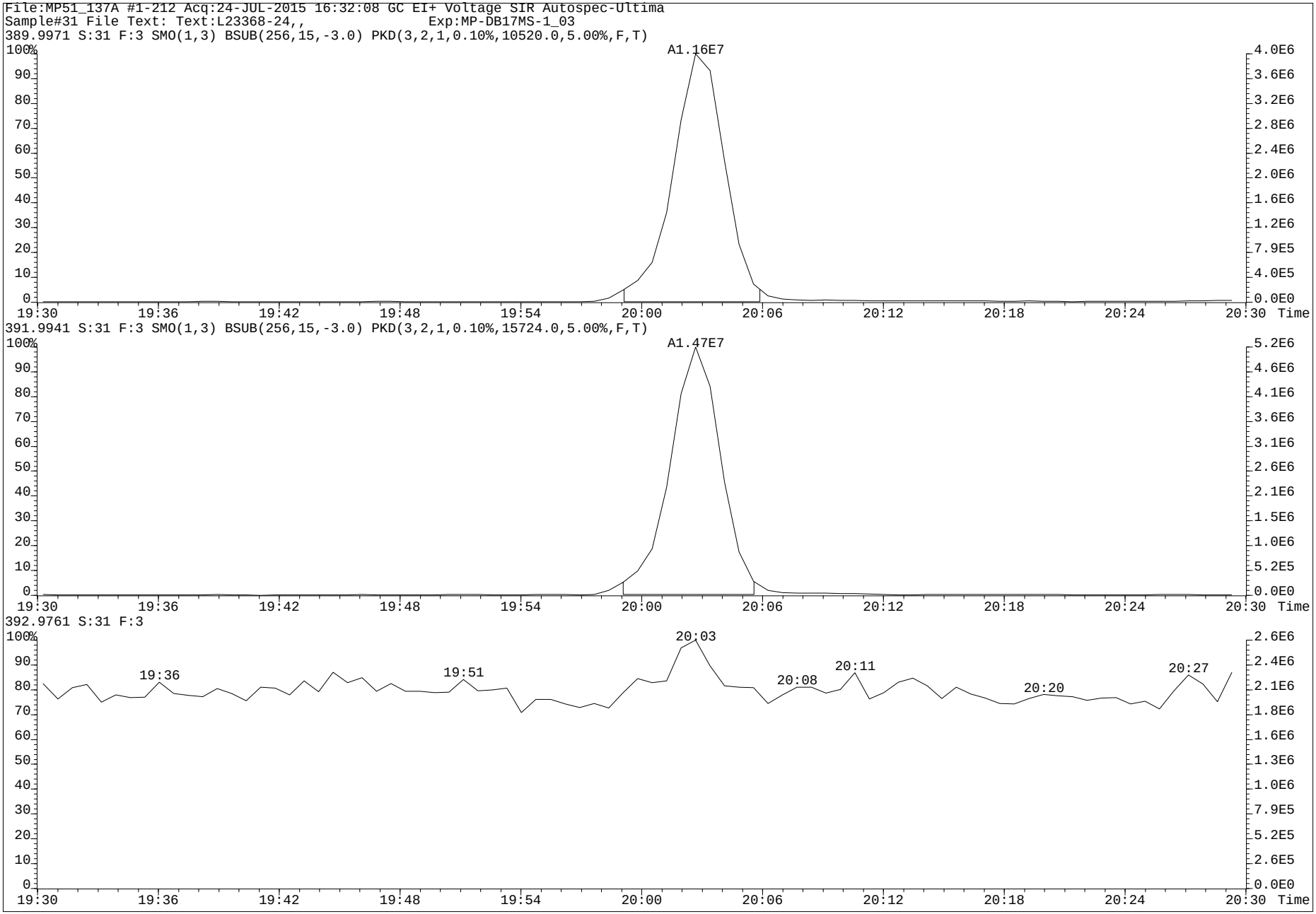
File:MP51_137A #1-212 Acq:24-JUL-2015 16:32:08 GC EI+ Voltage SIR Autospec-Ultima
Sample#31 File Text: Text:L23368-24,, Exp:MP-DB17MS-1_03
389.9971 S:31 F:3 SMO(1,3) BSUB(256,15,-3.0) PKD(3,2,1,0.10%,10520.0,5.00%,F,T)
A1.16E7
391.9941 S:31 F:3 SMO(1,3) BSUB(256,15,-3.0) PKD(3,2,1,0.10%,15724.0,5.00%,F,T)
A1.47E7
392.9761 S:31 F:3
19:36
19:51
20:03
20:08
20:11
20:20
20:27
Time

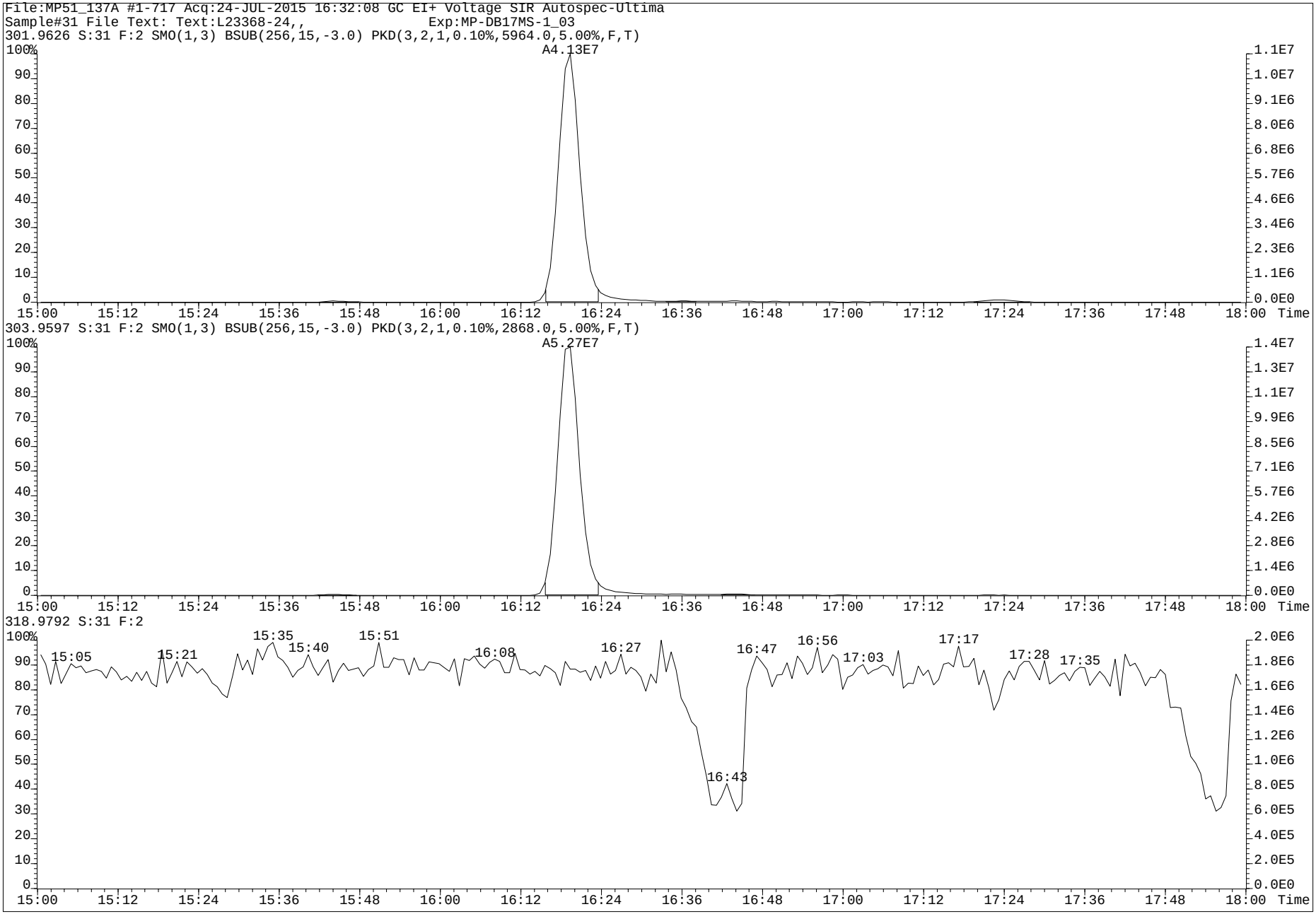
File:MP51_137A #1-717 Acq:24-JUL-2015 16:32:08 GC EI+ Voltage SIR Autospec-Ultima
Sample#31 File Text: Text:L23368-24,, Exp:MP-DB17MS-1_03
301.9626 S:31 F:2 SMO(1,3) BSUB(256,15,-3.0) PKD(3,2,1,0.10%,5964.0,5.00%,F,T)
A4.13E7
303.9597 S:31 F:2 SMO(1,3) BSUB(256,15,-3.0) PKD(3,2,1,0.10%,2868.0,5.00%,F,T)
A5.27E7
318.9792 S:31 F:2
15:05
15:21
15:35
15:40
15:51
16:08
16:27
16:43
16:47
16:56
17:03
17:17
17:28
17:35
Time

www.axysanalytical.com

Run #14 Filename MP51_137A S: 6 I: 1 Acquired: 23-JUL-15 23:37:51 Processed: 24-JUL-15 13:53:25
Run: mp51_137a-a Analyte: MP-DB17-S12 Cal: mp51_134-8a Results: mp51_137a-a Version: V3.6 6-JAN-2000 17:51:42
Sample text: WG51889-101,,BLK Comments: 1,WG51889,2.0/200uL
sample size: 4.000000 conc units: pg/g/mL total toxicity: 1623.33 F1: 1.0000 F2: 1.0000

	Typ	Name	#Hom	Resp	RA		RT	Conc	Tox #1	DL	Rec	M?
1	Unk	1-OH-Naphthalene	1	8.62e+07	0.77	n	8:12	4379.641	438	43.1042	-	n
2	Unk	1-OH-Pyrene	1	5.95e+08	3.98	n	20:42	11853.691	1185	13.0190	-	n
3	Unk	3-OH-Chrysene	0	*	*	n	NotFnd	*	*	13.1751	-	n
4	Unk	3-OH-Benz[a]anthracene	0	*	*	n	NotFnd	*	*	10.0924	-	n
5	Unk	7,8-OH-Benzo[a]pyrene-C	0	*	*	n	NotFnd	*	*	*	-	n
6	Unk	7,8-OH-Benzo[a]pyrene-T	0	*	*	n	NotFnd	*	*	*	-	n
7	Unk	7,8-OH-Benzo[a]pyrene-3	0	*	*	n	NotFnd	*	*	*	-	n
8	Unk	9-OH-Benzo[a]pyrene	0	*	*	n	NotFnd	*	*	7.9064	-	n
9	Unk	3-OH-Benzo[a]pyrene	0	*	*	n	NotFnd	*	*	22.9984	-	n
10	Unk	7,8-OH-Benzo[a]pyrene-4	0	*	*	n	NotFnd	*	*	*	-	n
11	IS	13C6-1-OH-Naphthalene	1	2.05e+08	0.75	n	8:11	5081.427	-	9.0650	40.7	n
12	IS	13C6-1-OH-Pyrene	1	6.19e+08	3.74	n	20:41	11313.057	-	7.4321	90.5	n
13	IS	13C6-1-OH-BAA	1	5.28e+08	2.47	n	22:26	12432.928	-	3.4140	98.7	n
14	IS	13C6-3-OH-Chrysene	1	5.12e+08	2.08	n	22:59	10645.289	-	3.0145	84.3	n
15	IS	D11-3-OH-Benzo[a]pyrene	1	1.36e+08	7.06	n	26:35	6495.862	-	10.7663	52.2	n
16	IS	13C-CL4-OH-PCB-79	1	1.96e+07	0.77	y	20:00	2584.898	-	25.3725	103.4	n
17	IS	13C-CL4-PCB-79	0	*	*	n	NotFnd	*	-	*	Div0	n
18	RS	13C-CL4-PCB-81	1	9.00e+07	0.78	y	16:18	7.108	-	-	-	n
19	Tot	Fn1 Lock	-	-			-	-	-	-	-	n
20	Tot	Fn2 Lock	-	-			-	-	-	-	-	n
21	Tot	Fn3 Lock	-	-			-	-	-	-	-	n
22	Tot	Fn4 Lock	-	-			-	-	-	-	-	n
23	Tot	Fn4 Lock	-	-			-	-	-	-	-	n
24	Tot	Fn5 Lock	-	-			-	-	-	-	-	n
25	Tot	Fn6 Lock	-	-			-	-	-	-	-	n

PV AS 8-AUG-2015

SV by MW
10-Aug-2015

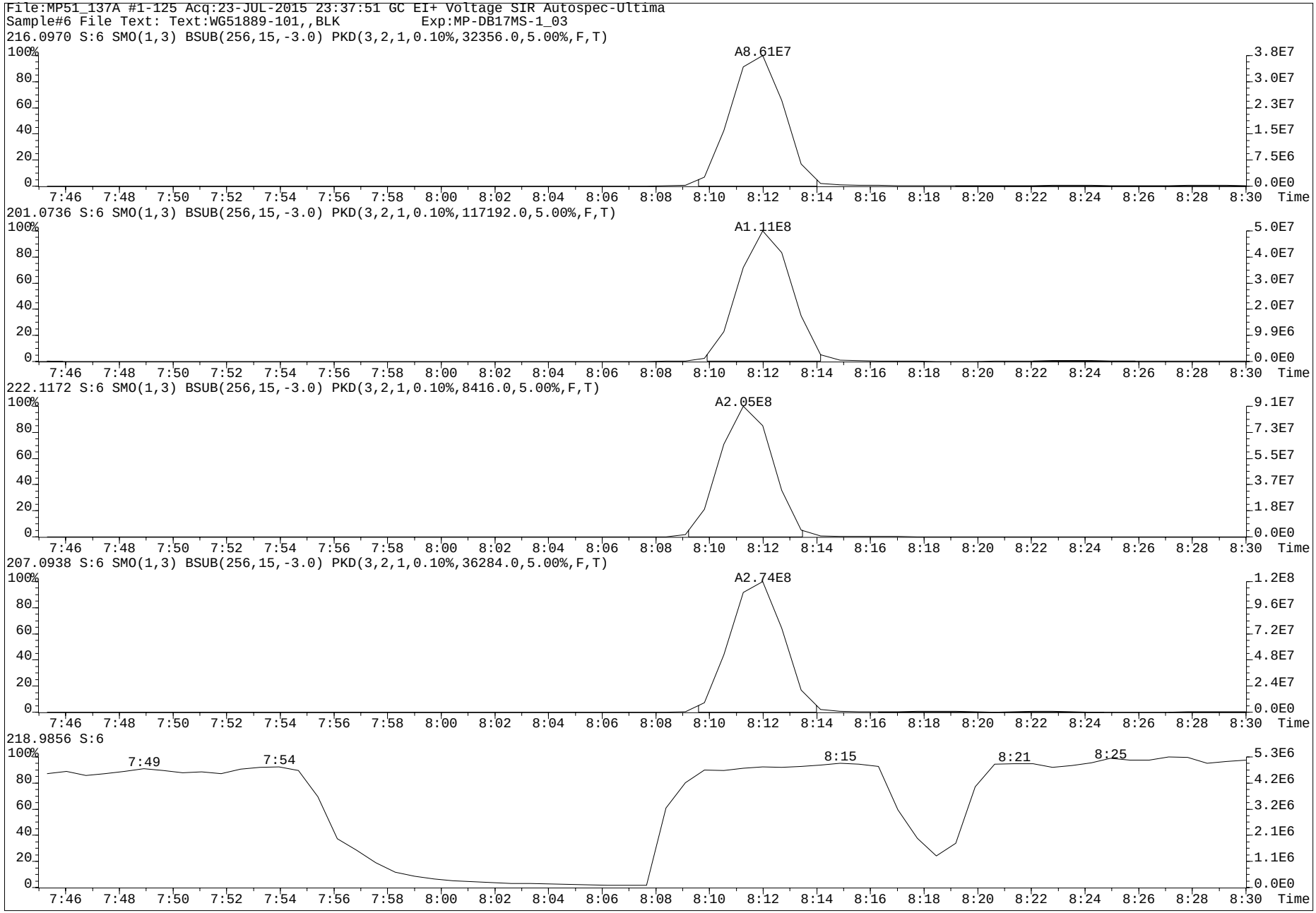
File:MP51_137A #1-125 Acq:23-JUL-2015 23:37:51 GC EI+ Voltage SIR Autospec-Ultima
Sample#6 File Text: Text:WG51889-101,,BLK Exp:MP-DB17MS-1_03
216.0970 S:6 SMO(1,3) BSUB(256,15,-3.0) PKD(3,2,1,0.10%,32356.0,5.00%,F,T)
A8.61E7
201.0736 S:6 SMO(1,3) BSUB(256,15,-3.0) PKD(3,2,1,0.10%,117192.0,5.00%,F,T)
A1.11E8
222.1172 S:6 SMO(1,3) BSUB(256,15,-3.0) PKD(3,2,1,0.10%,8416.0,5.00%,F,T)
A2.05E8
207.0938 S:6 SMO(1,3) BSUB(256,15,-3.0) PKD(3,2,1,0.10%,36284.0,5.00%,F,T)
A2.74E8
218.9856 S:6
7:49
7:54
8:15
8:21
8:25
Time

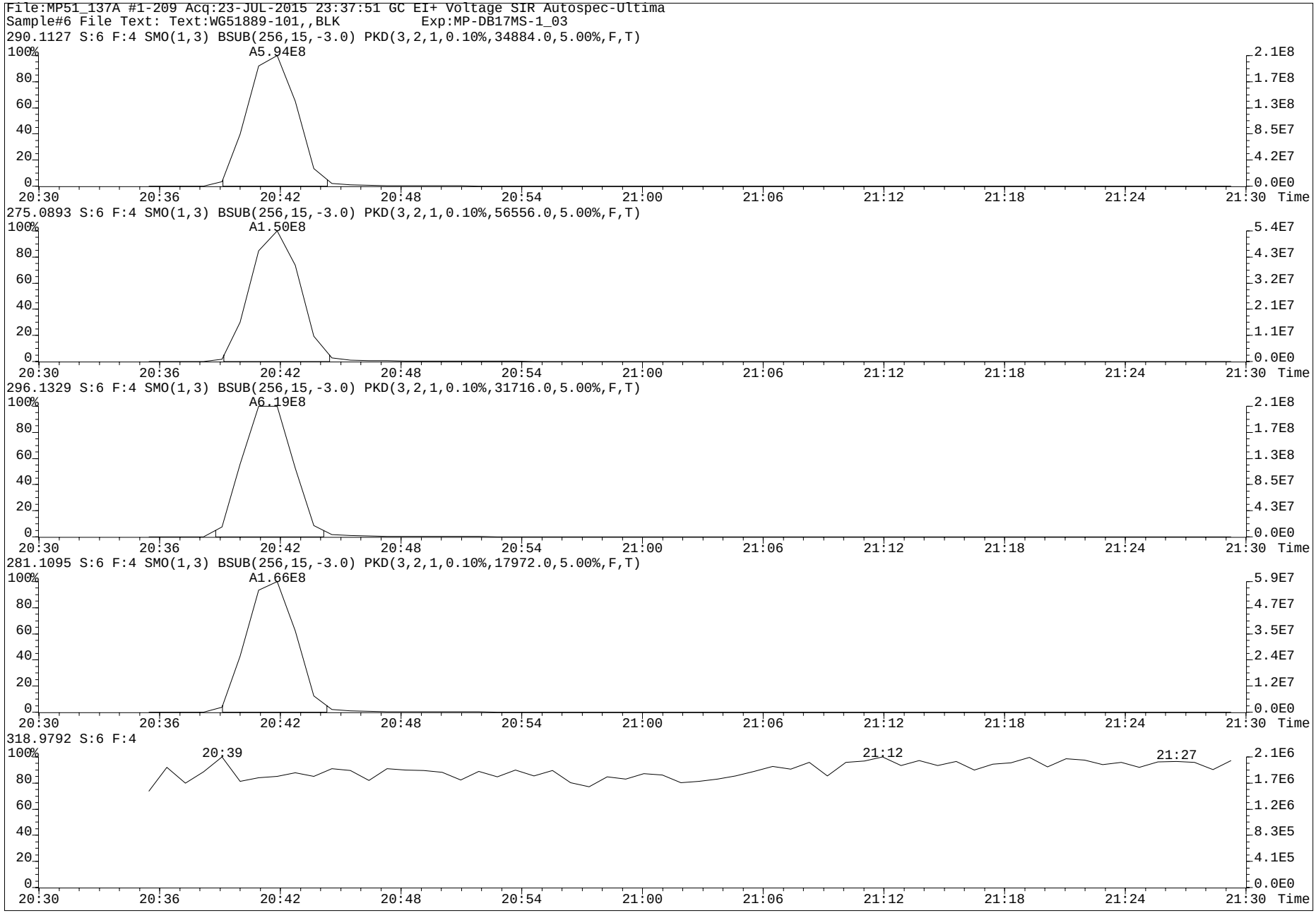
File:MP51_137A #1-209 Acq:23-JUL-2015 23:37:51 GC EI+ Voltage SIR Autospec-Ultima
Sample#6 File Text: Text:WG51889-101,,BLK Exp:MP-DB17MS-1_03
290.1127 S:6 F:4 SMO(1,3) BSUB(256,15,-3.0) PKD(3,2,1,0.10%,34884.0,5.00%,F,T)
A5.94E8
275.0893 S:6 F:4 SMO(1,3) BSUB(256,15,-3.0) PKD(3,2,1,0.10%,56556.0,5.00%,F,T)
A1.50E8
296.1329 S:6 F:4 SMO(1,3) BSUB(256,15,-3.0) PKD(3,2,1,0.10%,31716.0,5.00%,F,T)
A6.19E8
281.1095 S:6 F:4 SMO(1,3) BSUB(256,15,-3.0) PKD(3,2,1,0.10%,17972.0,5.00%,F,T)
A1.66E8
318.9792 S:6 F:4
20:39
21:12
21:27
Time

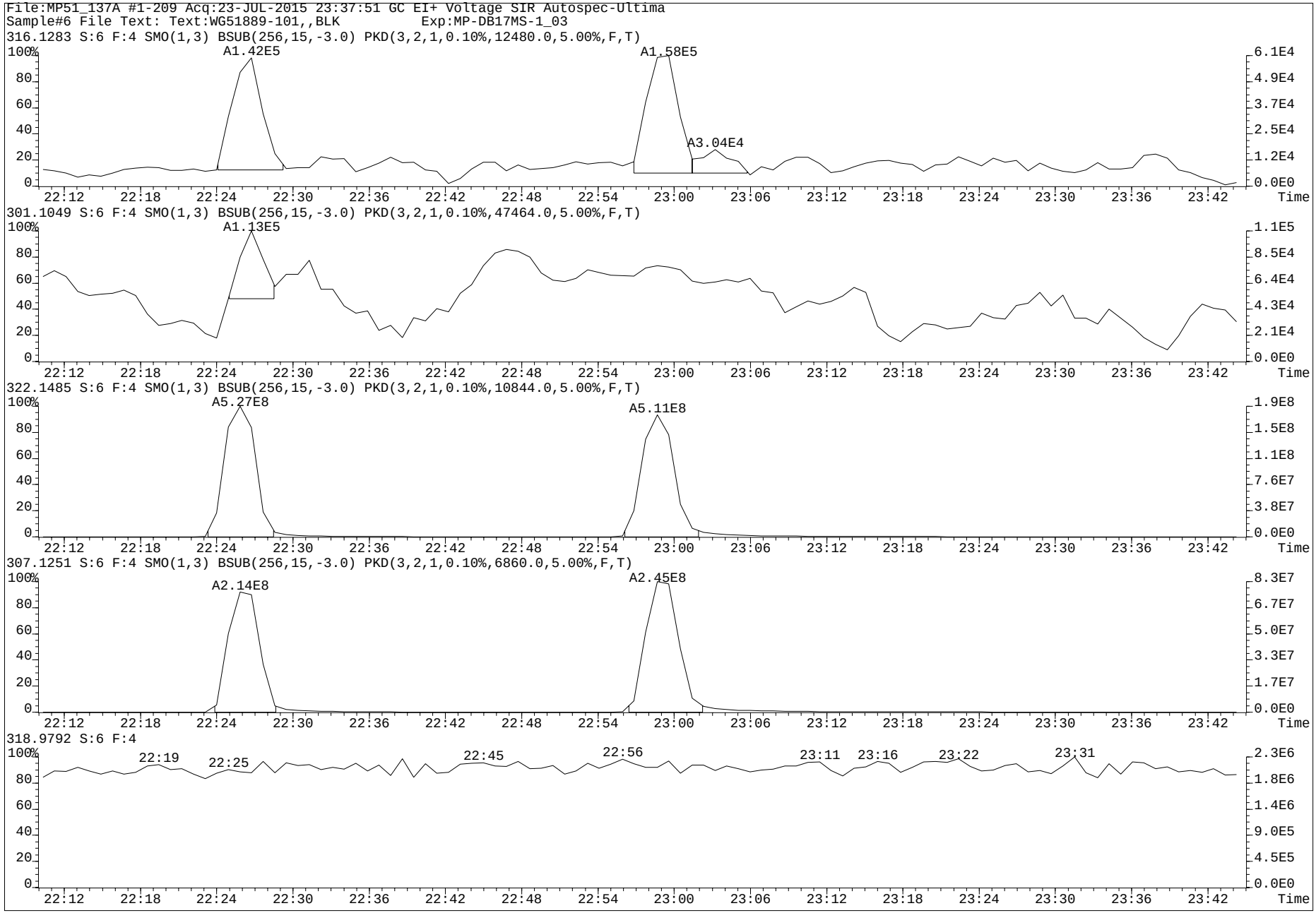
File:MP51_137A #1-209 Acq:23-JUL-2015 23:37:51 GC EI+ Voltage SIR Autospec-Ultima
Sample#6 File Text: Text:WG51889-101,,BLK Exp:MP-DB17MS-1_03
316.1283 S:6 F:4 SMO(1,3) BSUB(256,15,-3.0) PKD(3,2,1,0.10%,12480.0,5.00%,F,T)
A1.42E5
A1.58E5
A3.04E4
301.1049 S:6 F:4 SMO(1,3) BSUB(256,15,-3.0) PKD(3,2,1,0.10%,47464.0,5.00%,F,T)
A1.13E5
322.1485 S:6 F:4 SMO(1,3) BSUB(256,15,-3.0) PKD(3,2,1,0.10%,10844.0,5.00%,F,T)
A5.27E8
A5.11E8
307.1251 S:6 F:4 SMO(1,3) BSUB(256,15,-3.0) PKD(3,2,1,0.10%,6860.0,5.00%,F,T)
A2.14E8
A2.45E8
318.9792 S:6 F:4
22:19
22:25
22:45
22:56
23:11
23:16
23:22
23:31
Time

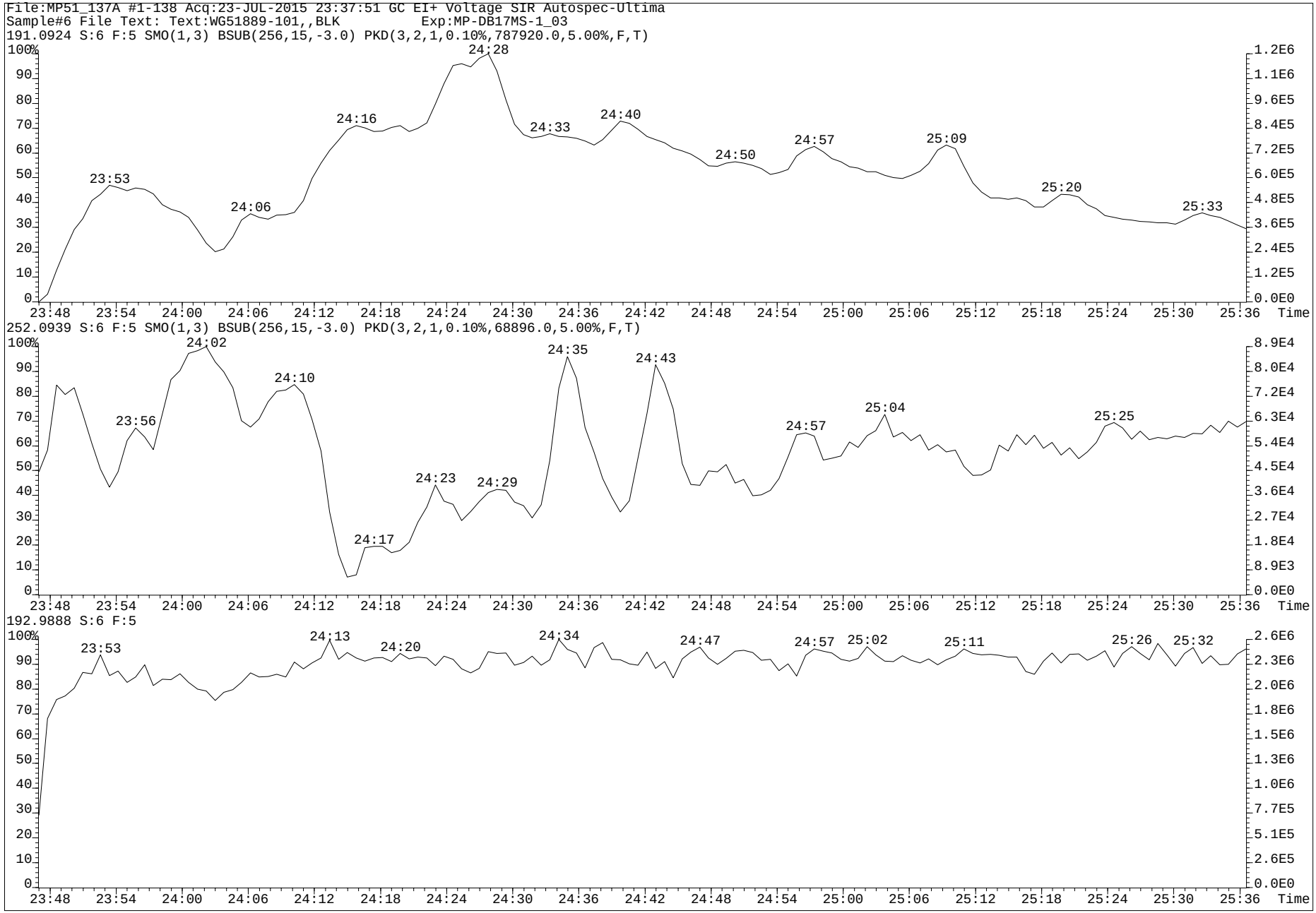
File:MP51_137A #1-138 Acq:23-JUL-2015 23:37:51 GC EI+ Voltage SIR Autospec-Ultima
Sample#6 File Text: Text:WG51889-101,,BLK Exp:MP-DB17MS-1_03
191.0924 S:6 F:5 SMO(1,3) BSUB(256,15,-3.0) PKD(3,2,1,0.10%,787920.0,5.00%,F,T)
23:53
24:06
24:16
24:28
24:33
24:40
24:50
24:57
25:09
25:20
25:33
252.0939 S:6 F:5 SMO(1,3) BSUB(256,15,-3.0) PKD(3,2,1,0.10%,68896.0,5.00%,F,T)
23:56
24:02
24:10
24:17
24:23
24:29
24:35
24:43
24:57
25:04
25:25
192.9888 S:6 F:5
23:53
24:13
24:20
24:34
24:47
24:57
25:02
25:11
25:26
25:32
Time

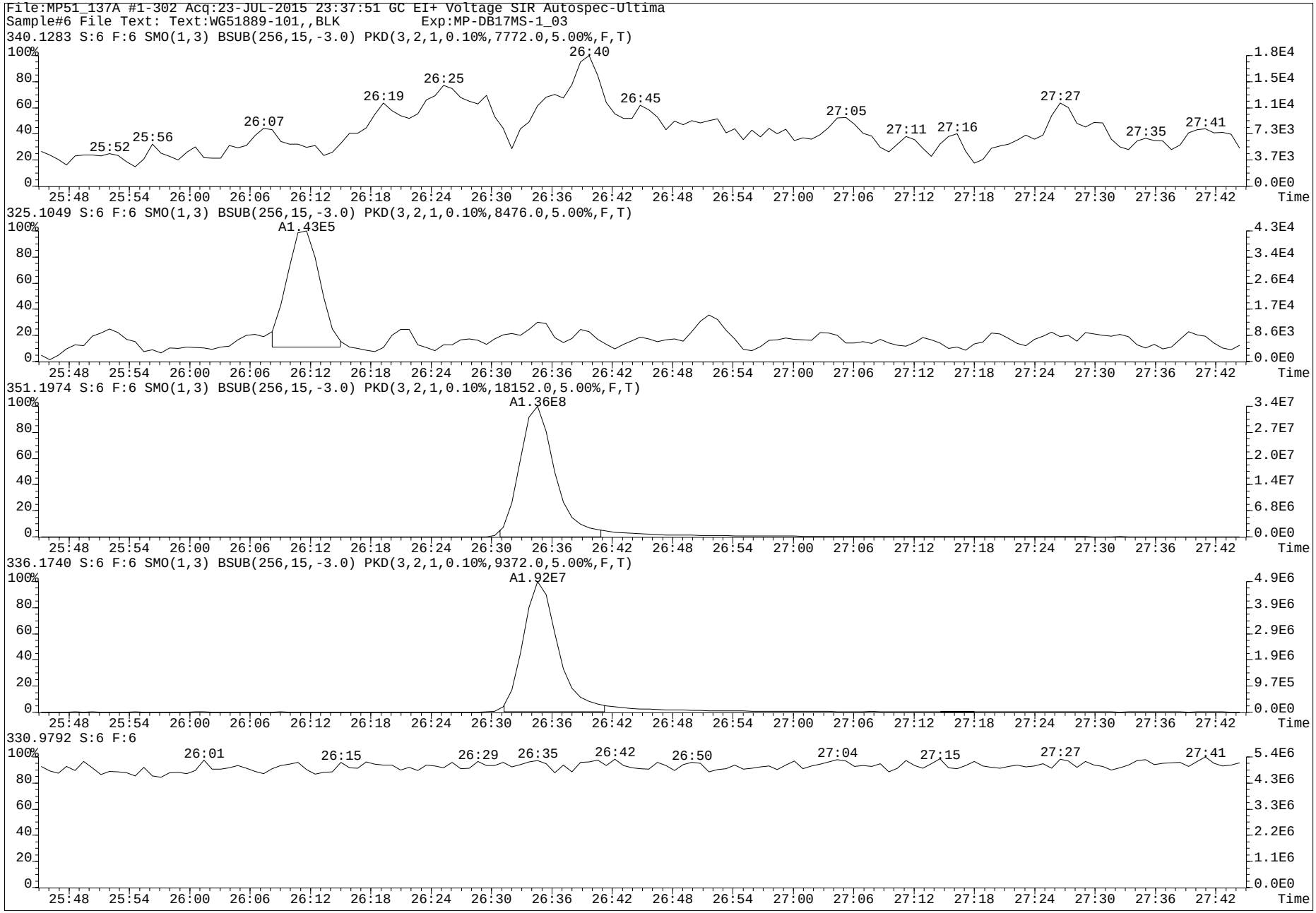
File:MP51_137A #1-302 Acq:23-JUL-2015 23:37:51 GC EI+ Voltage SIR Autospec-Ultima
Sample#6 File Text: Text:WG51889-101,,BLK Exp:MP-DB17MS-1_03
340.1283 S:6 F:6 SMO(1,3) BSUB(256,15,-3.0) PKD(3,2,1,0.10%,7772.0,5.00%,F,T)
25:52
25:56
26:07
26:19
26:25
26:40
26:45
27:05
27:11
27:16
27:27
27:35
27:41
325.1049 S:6 F:6 SMO(1,3) BSUB(256,15,-3.0) PKD(3,2,1,0.10%,8476.0,5.00%,F,T)
A1.43E5
351.1974 S:6 F:6 SMO(1,3) BSUB(256,15,-3.0) PKD(3,2,1,0.10%,18152.0,5.00%,F,T)
A1.36E8
336.1740 S:6 F:6 SMO(1,3) BSUB(256,15,-3.0) PKD(3,2,1,0.10%,9372.0,5.00%,F,T)
A1.92E7
330.9792 S:6 F:6
26:01
26:15
26:29
26:35
26:42
26:50
27:04
27:15
27:27
27:41
Time

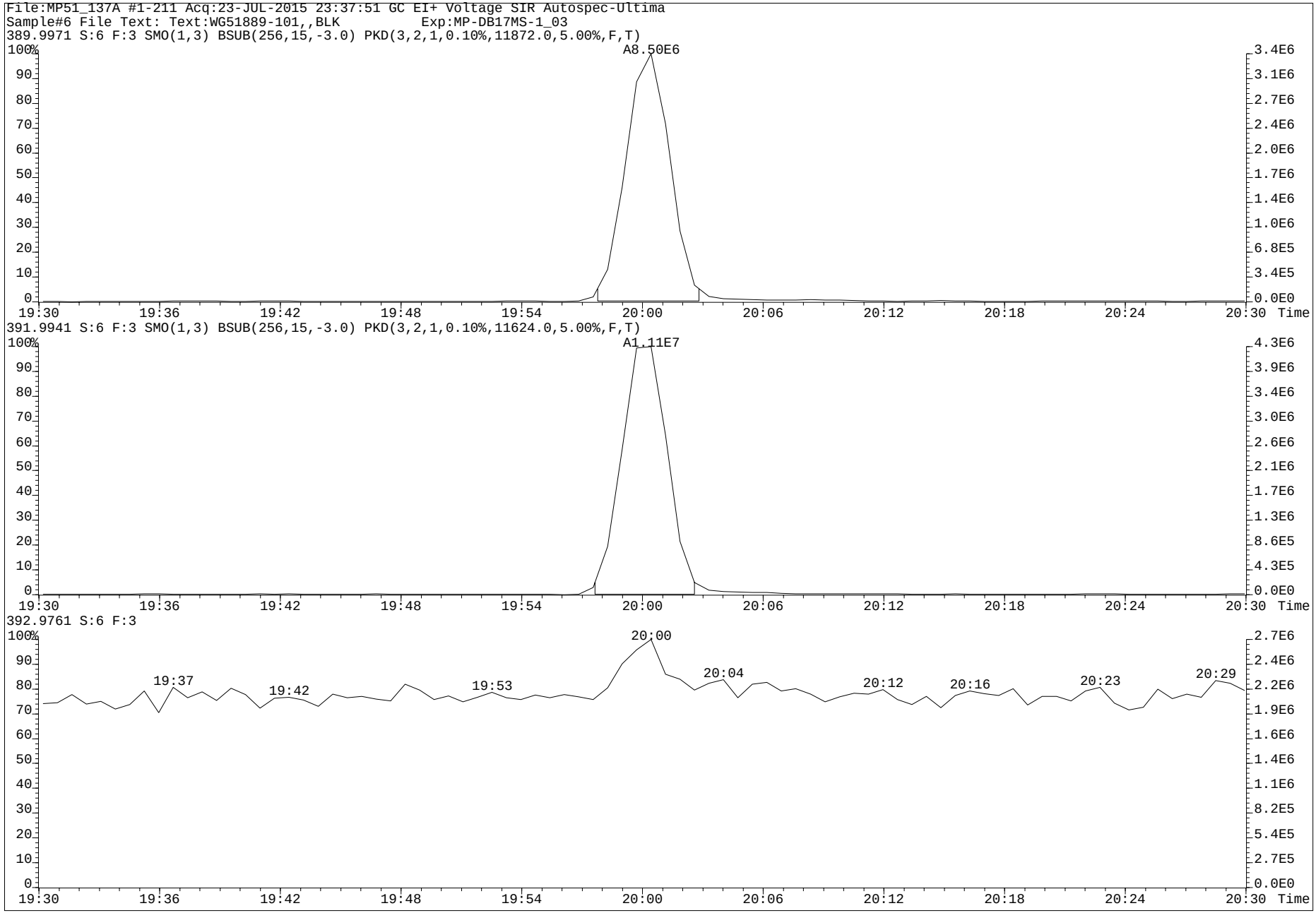
File:MP51_137A #1-211 Acq:23-JUL-2015 23:37:51 GC EI+ Voltage SIR Autospec-Ultima
Sample#6 File Text: Text:WG51889-101,,BLK Exp:MP-DB17MS-1_03
389.9971 S:6 F:3 SMO(1,3) BSUB(256,15,-3.0) PKD(3,2,1,0.10%,11872.0,5.00%,F,T)
A8.50E6
391.9941 S:6 F:3 SMO(1,3) BSUB(256,15,-3.0) PKD(3,2,1,0.10%,11624.0,5.00%,F,T)
A1.11E7
392.9761 S:6 F:3
19:37
19:42
19:53
20:00
20:04
20:12
20:16
20:23
20:29
19:30 19:36 19:42 19:48 19:54 20:00 20:06 20:12 20:18 20:24 20:30 Time

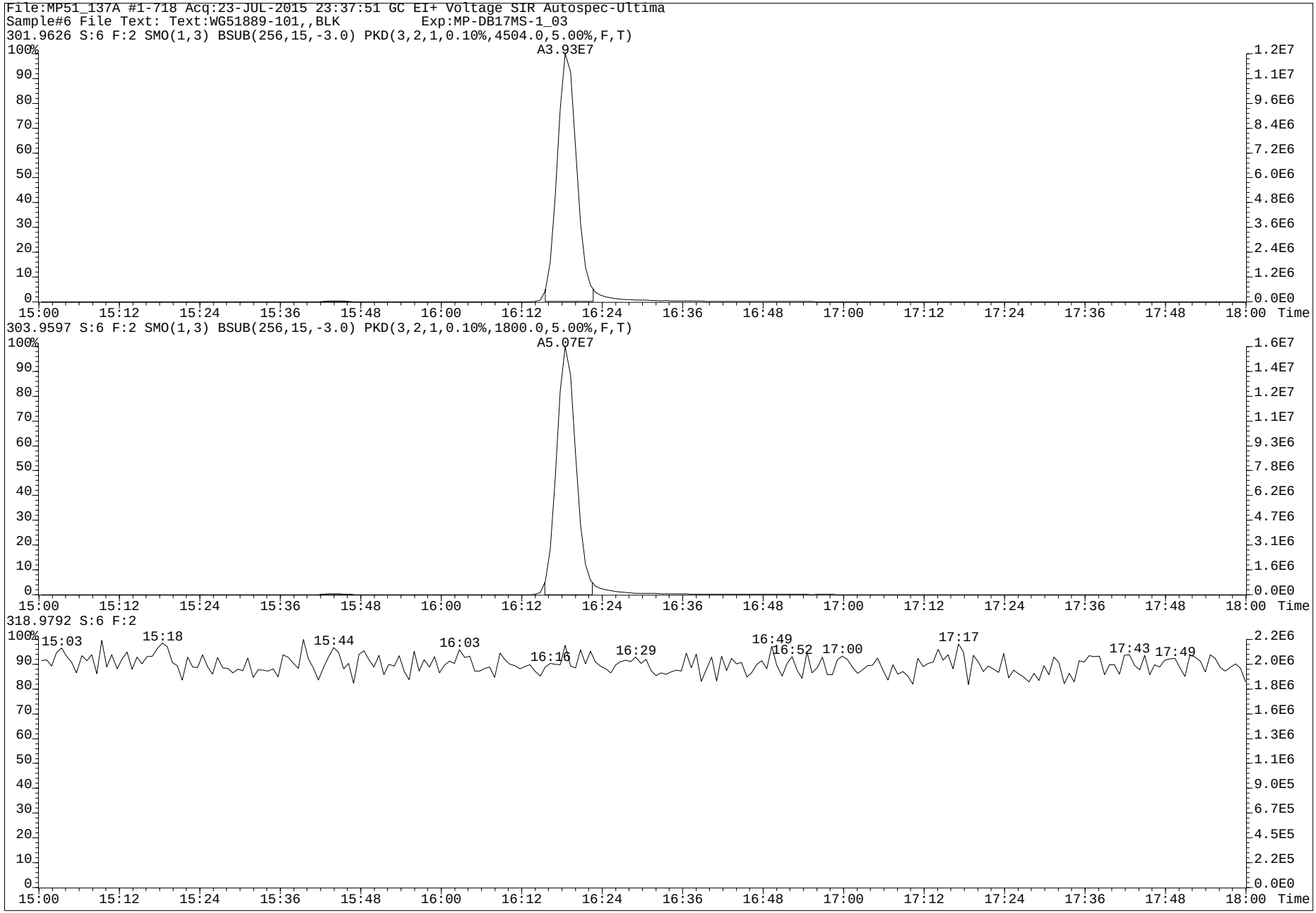
File:MP51_137A #1-718 Acq:23-JUL-2015 23:37:51 GC EI+ Voltage SIR Autospec-Ultima
Sample#6 File Text: Text:WG51889-101,,BLK Exp:MP-DB17MS-1_03
301.9626 S:6 F:2 SMO(1,3) BSUB(256,15,-3.0) PKD(3,2,1,0.10%,4504.0,5.00%,F,T)
A3.93E7
303.9597 S:6 F:2 SMO(1,3) BSUB(256,15,-3.0) PKD(3,2,1,0.10%,1800.0,5.00%,F,T)
A5.07E7
318.9792 S:6 F:2
15:03
15:18
15:44
16:03
16:16
16:29
16:49
16:52
17:00
17:17
17:43
17:49
Time

www.axysanalytical.com

Run #11 Filename MP51_137A S: 3 I: 1 Acquired: 23-JUL-15 21:55:30 Processed: 24-JUL-15 13:53:22
Run: mp51_137a-a Analyte: MP-DB17-S12 Cal: mp51_134-8a Results: mp51_137a-a Version: V3.6 6-JAN-2000 17:51:42
Sample text: WG51889-102,,SPM Comments: 1,WG51889,2.0/200uL
sample size: 0.100000 conc units: ng/mL total toxicity: 146484» F1: 1.0000 F2: 1.0000

	Typ	Name	#Hom	Resp	RA		RT	Conc	Tox #1	DL	Rec	M?
1	Unk	1-OH-Naphthalene	1	1.17e+08	0.79	n	8:13	202567.229	20257	8850.4849	-	n
2	Unk	1-OH-Pyrene	1	6.22e+08	3.73	n	20:42	480824.799	48082	719.9281	-	n
3	Unk	3-OH-Chrysene	1	8.97e+07	2.06	n	22:59	96013.976	9601	1932.2358	-	n
4	Unk	3-OH-Benz[a]anthracene	1	1.07e+08	2.12	n	23:10	94612.568	47306	1542.5001	-	n
5	Unk	7,8-OH-Benzo[a]pyrene-C	0	*	*	n	NotFnd	*	*	*	-	n
6	Unk	7,8-OH-Benzo[a]pyrene-T	0	*	*	n	NotFnd	*	*	*	-	n
7	Unk	7,8-OH-Benzo[a]pyrene-3	0	*	*	n	NotFnd	*	*	*	-	n
8	Unk	9-OH-Benzo[a]pyrene	1	4.15e+07	8.07	n	26:25	98441.516	9844	679.2226	-	n
9	Unk	3-OH-Benzo[a]pyrene	1	2.88e+07	6.23	n	26:40	113930.638	11393	1571.6960	-	y
10	Unk	7,8-OH-Benzo[a]pyrene-4	0	*	*	n	NotFnd	*	*	*	-	n
11	IS	13C6-1-OH-Naphthalene	1	2.40e+08	0.75	n	8:12	183837.848	-	6955.1469	36.8	n
12	IS	13C6-1-OH-Pyrene	1	6.38e+08	3.54	n	20:42	360781.956	-	962.8930	72.2	n
13	IS	13C6-1-OH-BAA	1	5.80e+08	2.41	n	22:26	422340.335	-	1341.9601	83.8	n
14	IS	13C6-3-OH-Chrysene	1	5.79e+08	2.02	n	22:59	372563.091	-	1184.9196	73.8	n
15	IS	D11-3-OH-Benzo[a]pyrene	1	1.96e+08	7.13	n	26:35	289796.049	-	673.0437	58.3	n
16	IS	13C-CL4-OH-PCB-79	1	2.85e+07	0.80	y	20:01	116382.477	-	1088.4549	116.4	n
17	IS	13C-CL4-PCB-79	0	*	*	n	NotFnd	*	-	*	Div0	n
18	RS	13C-CL4-PCB-81	1	1.16e+08	0.78	y	16:19	367.638	-	-	-	n
19	Tot	Fn1 Lock	-	-			-	-	-	-	-	n
20	Tot	Fn2 Lock	-	-			-	-	-	-	-	n
21	Tot	Fn3 Lock	-	-			-	-	-	-	-	n
22	Tot	Fn4 Lock	-	-			-	-	-	-	-	n
23	Tot	Fn4 Lock	-	-			-	-	-	-	-	n
24	Tot	Fn5 Lock	-	-			-	-	-	-	-	n
25	Tot	Fn6 Lock	-	-			-	-	-	-	-	n

PV AS 8-AUG-2015

SV by MW
10-Aug-2015

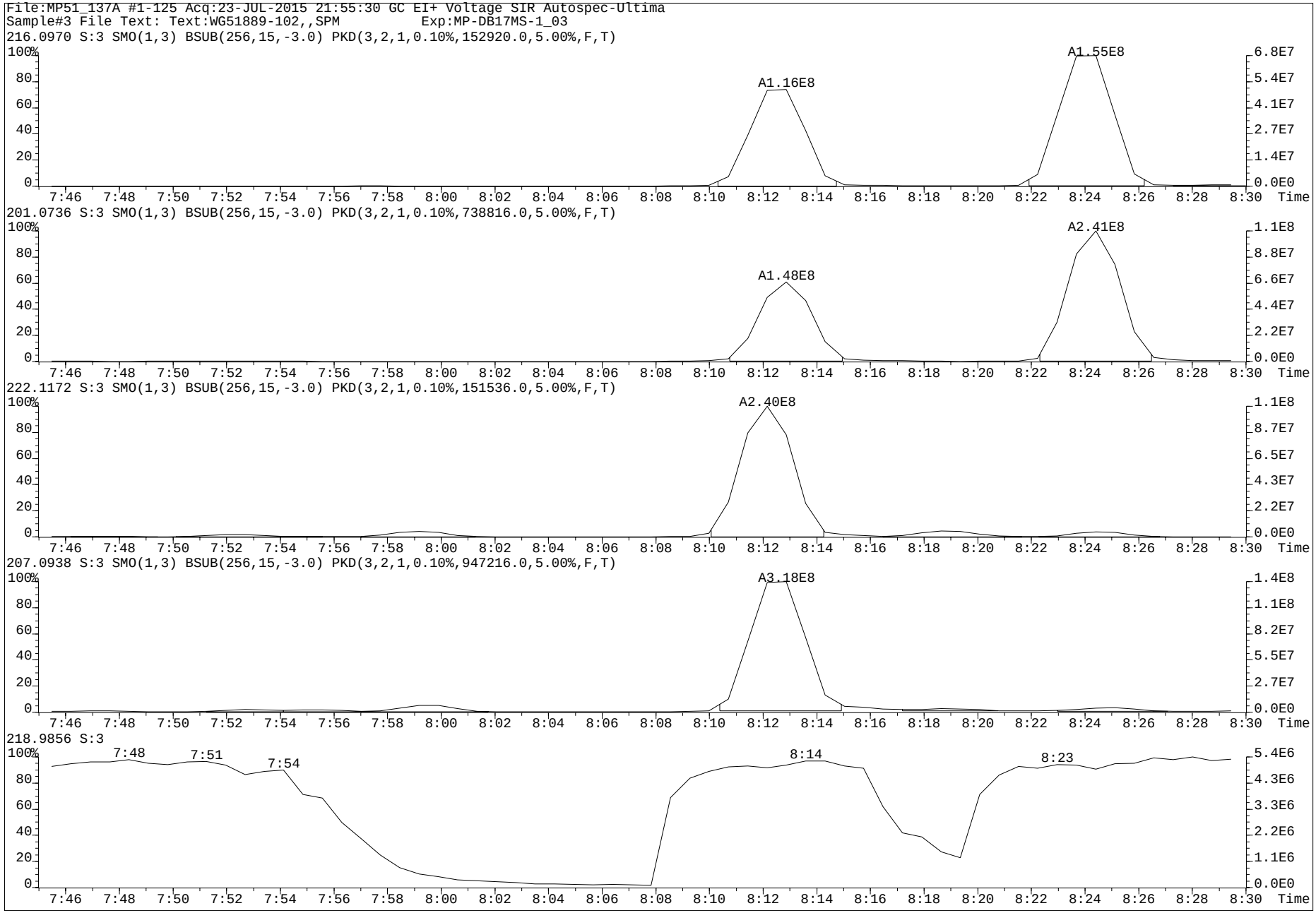
File:MP51_137A #1-125 Acq:23-JUL-2015 21:55:30 GC EI+ Voltage SIR Autospec-Ultima
Sample#3 File Text: Text:WG51889-102,,SPM Exp:MP-DB17MS-1_03
216.0970 S:3 SMO(1,3) BSUB(256,15,-3.0) PKD(3,2,1,0.10%,152920.0,5.00%,F,T)
A1.16E8
A1.55E8
201.0736 S:3 SMO(1,3) BSUB(256,15,-3.0) PKD(3,2,1,0.10%,738816.0,5.00%,F,T)
A1.48E8
A2.41E8
222.1172 S:3 SMO(1,3) BSUB(256,15,-3.0) PKD(3,2,1,0.10%,151536.0,5.00%,F,T)
A2.40E8
207.0938 S:3 SMO(1,3) BSUB(256,15,-3.0) PKD(3,2,1,0.10%,947216.0,5.00%,F,T)
A3.18E8
218.9856 S:3
7:48
7:51
7:54
8:14
8:23
Time

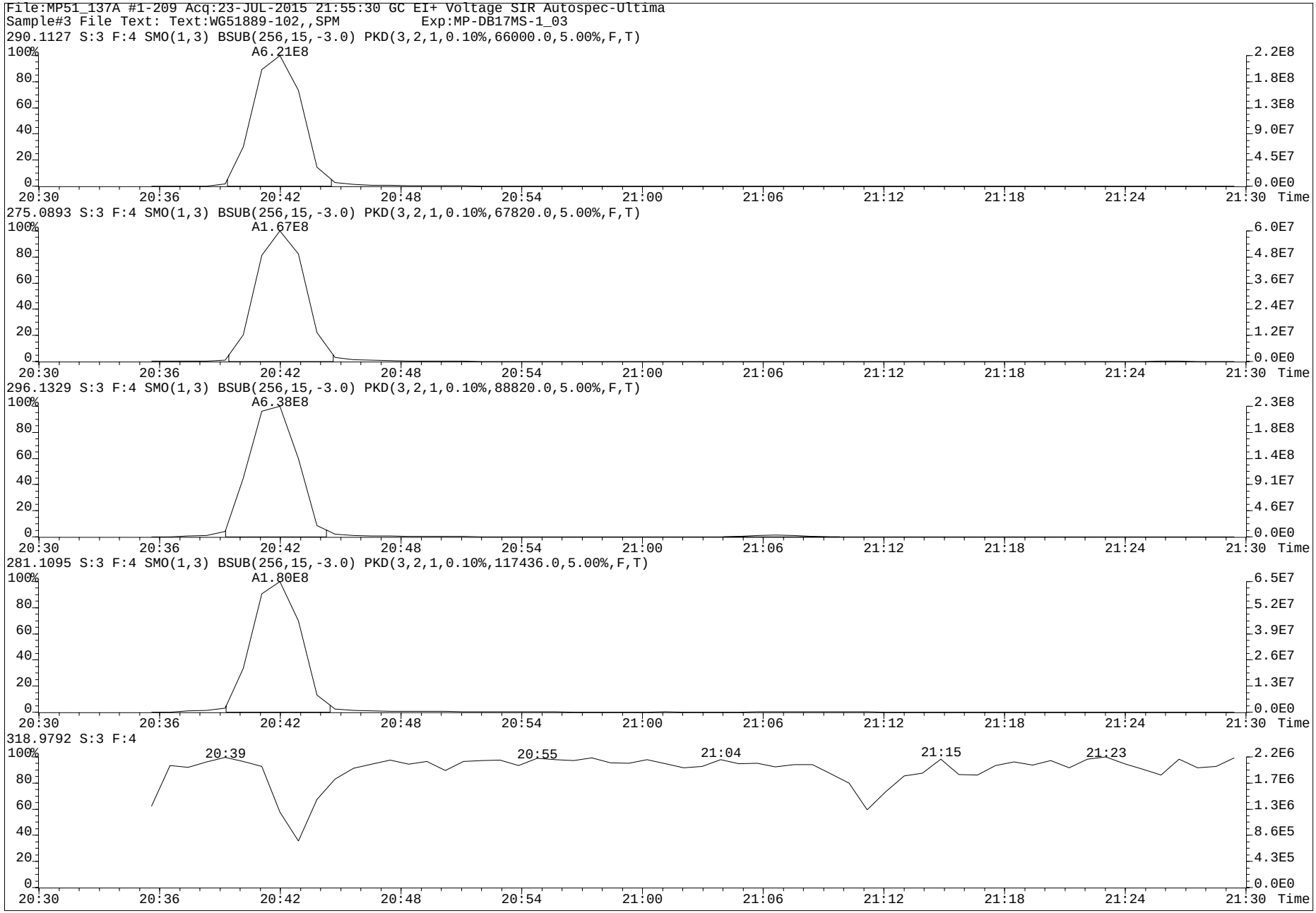
File:MP51_137A #1-209 Acq:23-JUL-2015 21:55:30 GC EI+ Voltage SIR Autospec-Ultima
Sample#3 File Text: Text:WG51889-102,,SPM Exp:MP-DB17MS-1_03
290.1127 S:3 F:4 SMO(1,3) BSUB(256,15,-3.0) PKD(3,2,1,0.10%,66000.0,5.00%,F,T)
A6.21E8
275.0893 S:3 F:4 SMO(1,3) BSUB(256,15,-3.0) PKD(3,2,1,0.10%,67820.0,5.00%,F,T)
A1.67E8
296.1329 S:3 F:4 SMO(1,3) BSUB(256,15,-3.0) PKD(3,2,1,0.10%,88820.0,5.00%,F,T)
A6.38E8
281.1095 S:3 F:4 SMO(1,3) BSUB(256,15,-3.0) PKD(3,2,1,0.10%,117436.0,5.00%,F,T)
A1.80E8
318.9792 S:3 F:4
20:39
20:55
21:04
21:15
21:23
Time

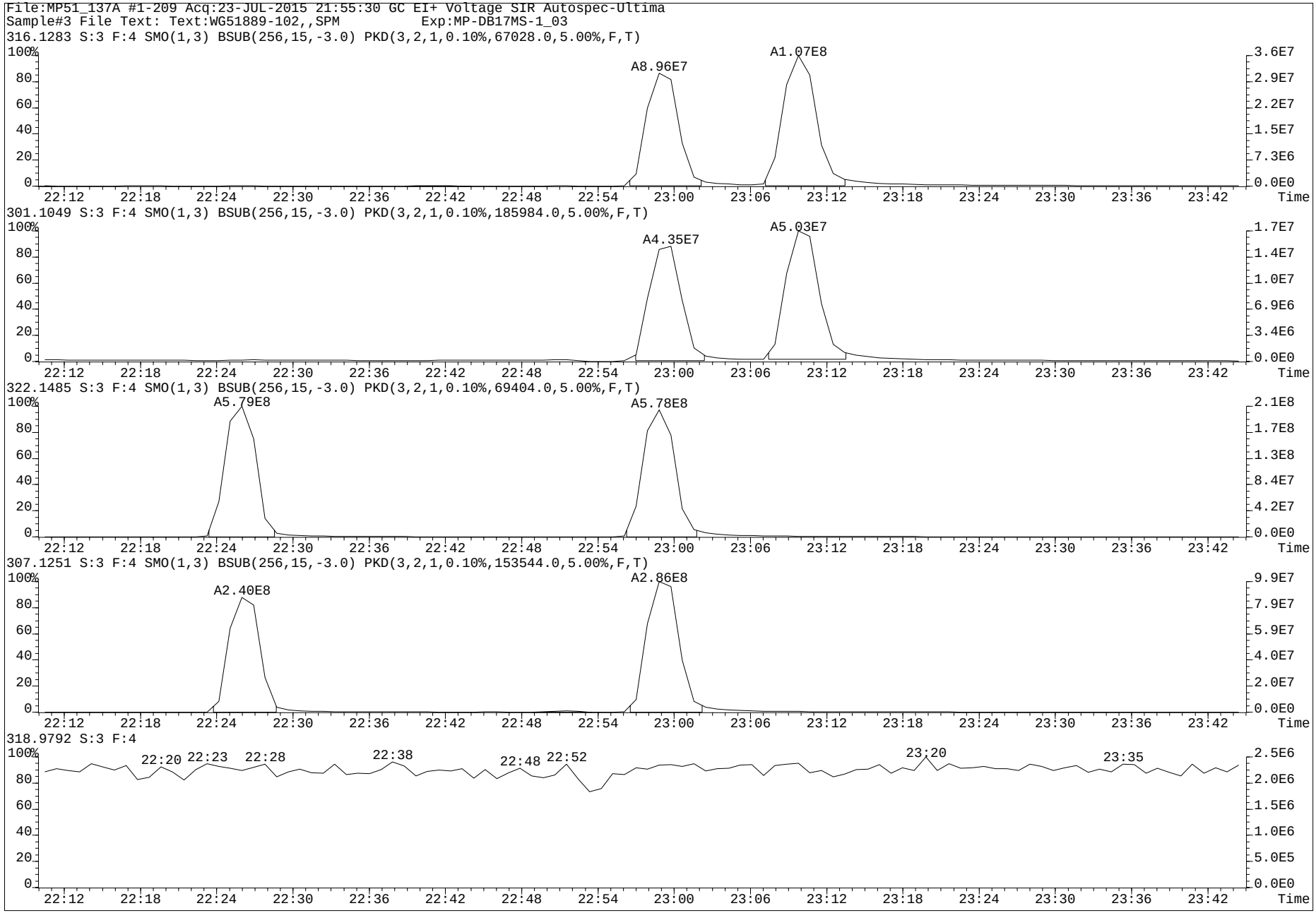
File:MP51_137A #1-209 Acq:23-JUL-2015 21:55:30 GC EI+ Voltage SIR Autospec-Ultima
Sample#3 File Text: Text:WG51889-102,,SPM Exp:MP-DB17MS-1_03
316.1283 S:3 F:4 SMO(1,3) BSUB(256,15,-3.0) PKD(3,2,1,0.10%,67028.0,5.00%,F,T)
A8.96E7
A1.07E8
301.1049 S:3 F:4 SMO(1,3) BSUB(256,15,-3.0) PKD(3,2,1,0.10%,185984.0,5.00%,F,T)
A4.35E7
A5.03E7
322.1485 S:3 F:4 SMO(1,3) BSUB(256,15,-3.0) PKD(3,2,1,0.10%,69404.0,5.00%,F,T)
A5.79E8
A5.78E8
307.1251 S:3 F:4 SMO(1,3) BSUB(256,15,-3.0) PKD(3,2,1,0.10%,153544.0,5.00%,F,T)
A2.40E8
A2.86E8
318.9792 S:3 F:4
22:20
22:23
22:28
22:38
22:48
22:52
23:20
23:35
Time

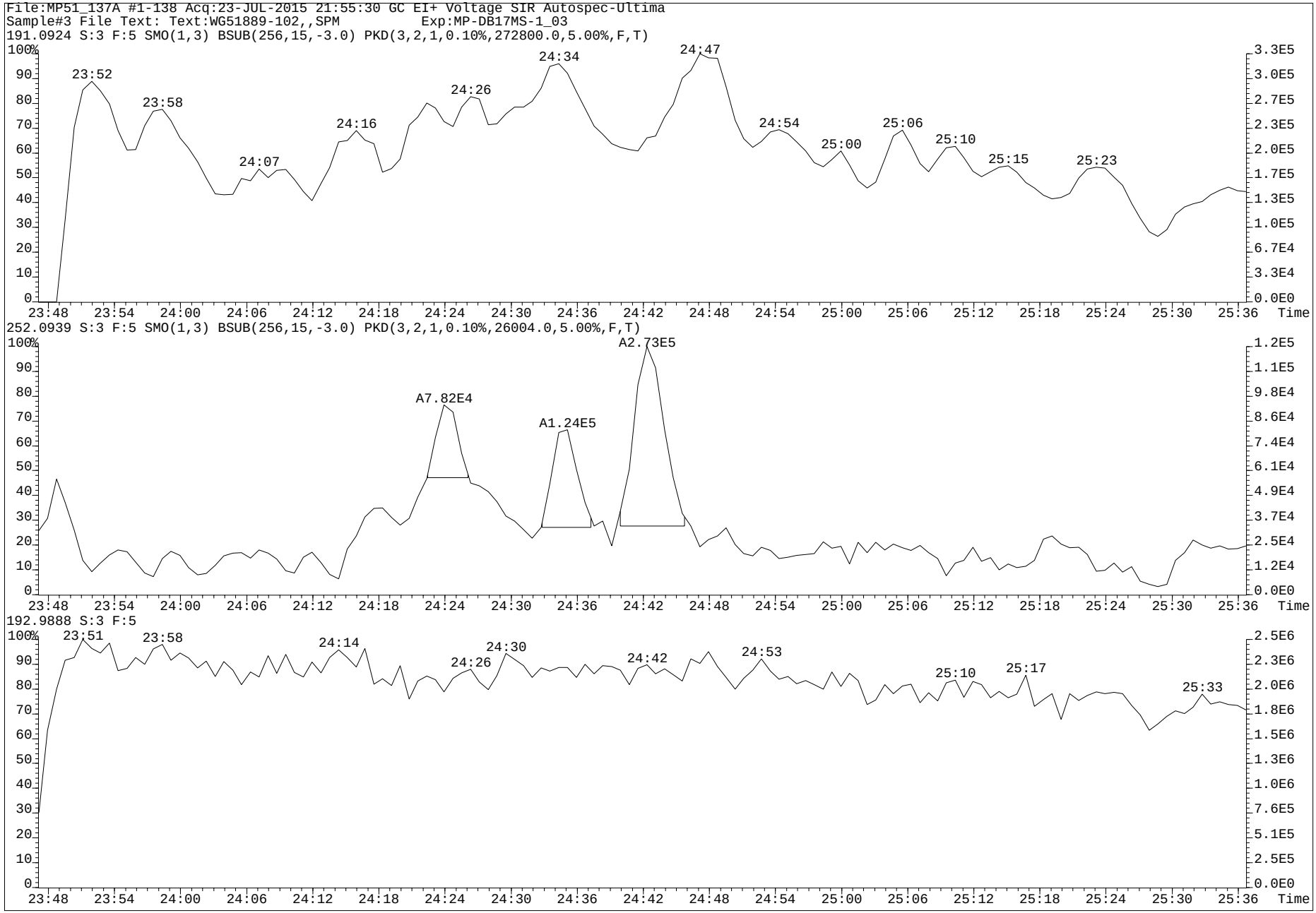
File:MP51_137A #1-138 Acq:23-JUL-2015 21:55:30 GC EI+ Voltage SIR Autospec-Ultima
Sample#3 File Text: Text:WG51889-102,,SPM Exp:MP-DB17MS-1_03
191.0924 S:3 F:5 SMO(1,3) BSUB(256,15,-3.0) PKD(3,2,1,0.10%,272800.0,5.00%,F,T)
23:52
23:58
24:07
24:16
24:26
24:34
24:47
24:54
25:00
25:06
25:10
25:15
25:23
252.0939 S:3 F:5 SMO(1,3) BSUB(256,15,-3.0) PKD(3,2,1,0.10%,26004.0,5.00%,F,T)
A7.82E4
A1.24E5
A2.73E5
192.9888 S:3 F:5
23:51
23:58
24:14
24:26
24:30
24:42
24:53
25:10
25:17
25:33
Time

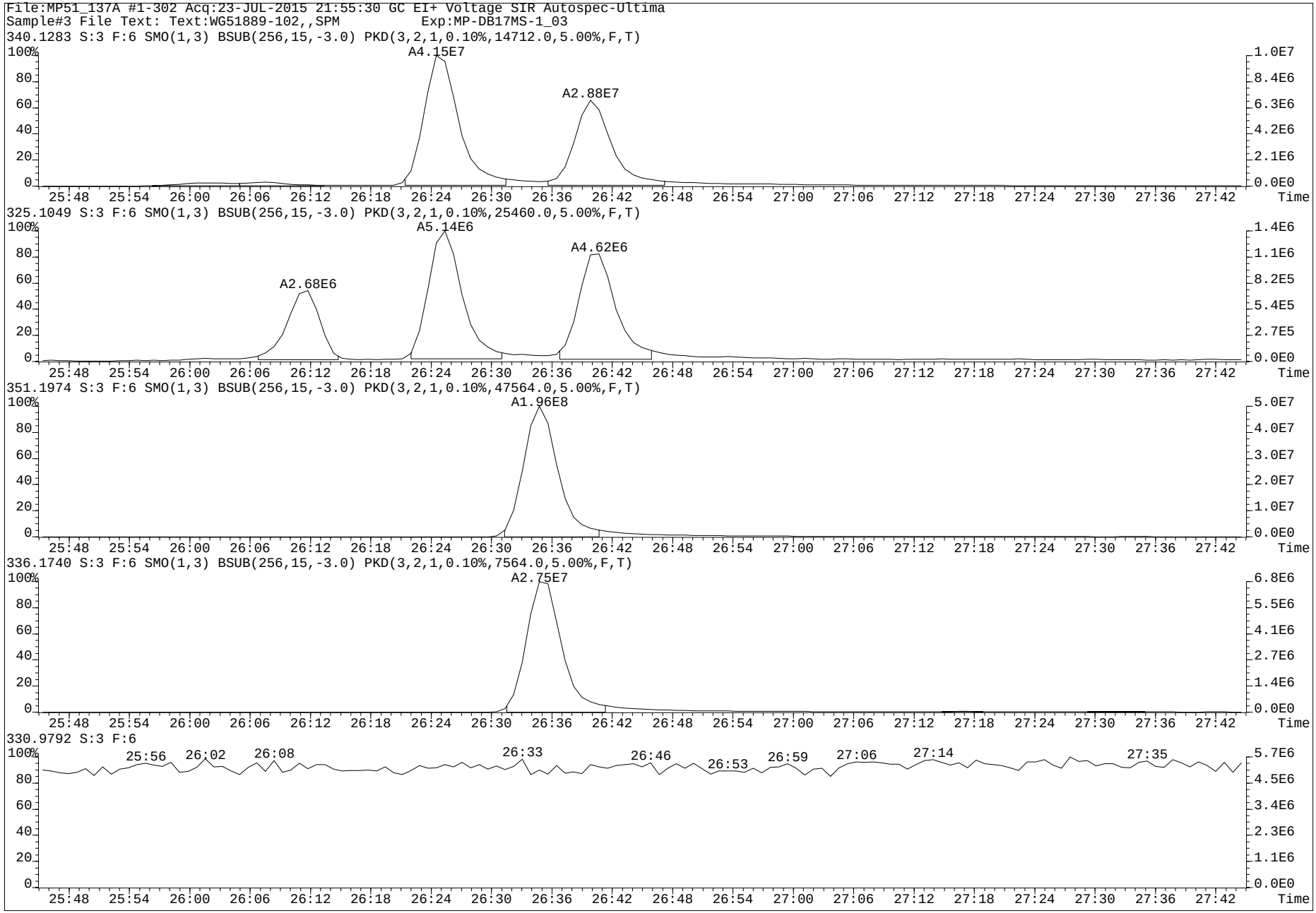
File:MP51_137A #1-302 Acq:23-JUL-2015 21:55:30 GC EI+ Voltage SIR Autospec-Ultima
Sample#3 File Text: Text:WG51889-102,,SPM Exp:MP-DB17MS-1_03
340.1283 S:3 F:6 SMO(1,3) BSUB(256,15,-3.0) PKD(3,2,1,0.10%,14712.0,5.00%,F,T)
A4.15E7
A2.88E7
325.1049 S:3 F:6 SMO(1,3) BSUB(256,15,-3.0) PKD(3,2,1,0.10%,25460.0,5.00%,F,T)
A5.14E6
A4.62E6
A2.68E6
351.1974 S:3 F:6 SMO(1,3) BSUB(256,15,-3.0) PKD(3,2,1,0.10%,47564.0,5.00%,F,T)
A1.96E8
336.1740 S:3 F:6 SMO(1,3) BSUB(256,15,-3.0) PKD(3,2,1,0.10%,7564.0,5.00%,F,T)
A2.75E7
330.9792 S:3 F:6
25:56
26:02
26:08
26:33
26:46
26:53
26:59
27:06
27:14
27:35
Time

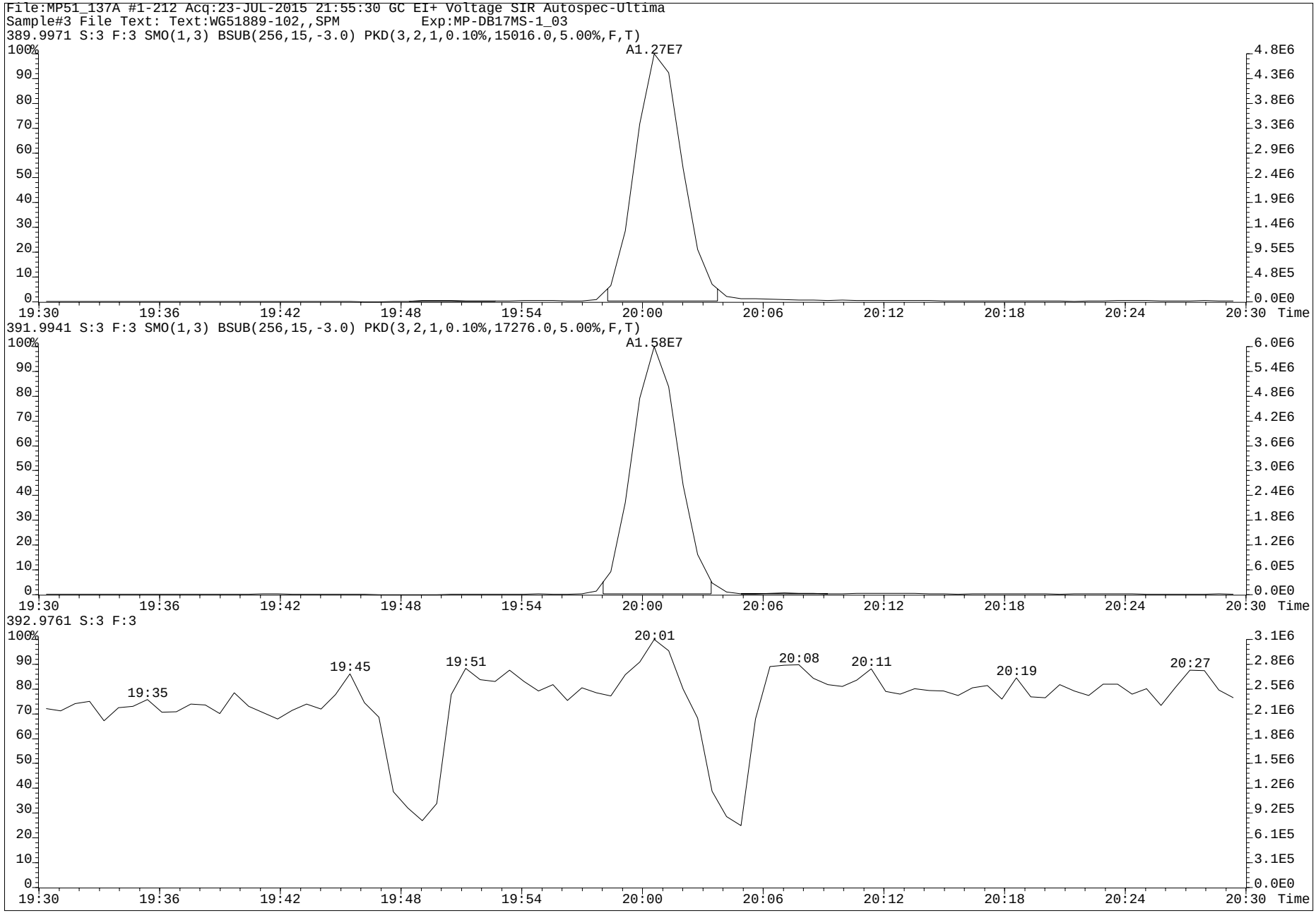
File:MP51_137A #1-212 Acq:23-JUL-2015 21:55:30 GC EI+ Voltage SIR Autospec-Ultima
Sample#3 File Text: Text:WG51889-102,,SPM Exp:MP-DB17MS-1_03
389.9971 S:3 F:3 SMO(1,3) BSUB(256,15,-3.0) PKD(3,2,1,0.10%,15016.0,5.00%,F,T)
A1.27E7
391.9941 S:3 F:3 SMO(1,3) BSUB(256,15,-3.0) PKD(3,2,1,0.10%,17276.0,5.00%,F,T)
A1.58E7
392.9761 S:3 F:3
19:35
19:45
19:51
20:01
20:08
20:11
20:19
20:27
Time

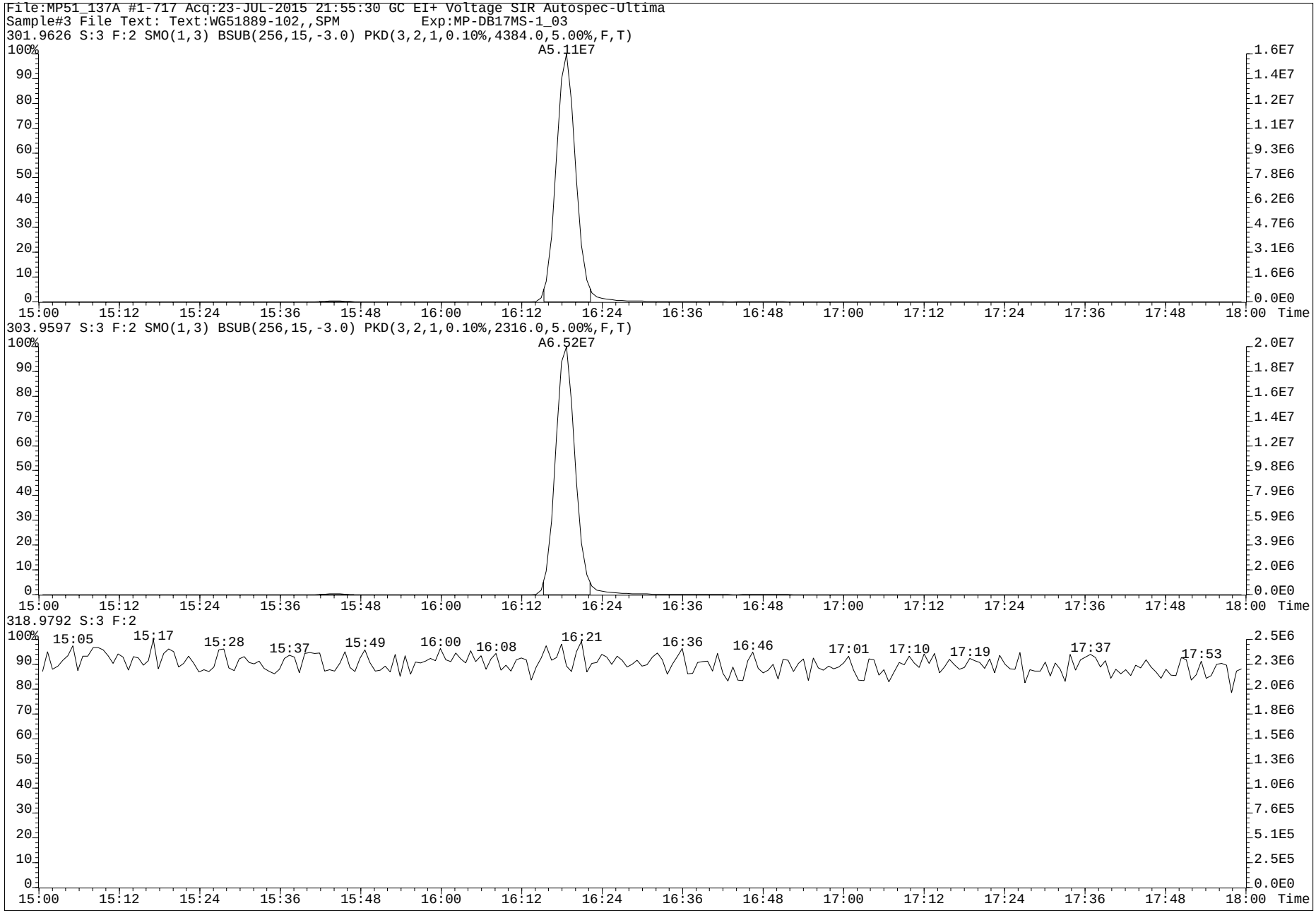
File:MP51_137A #1-717 Acq:23-JUL-2015 21:55:30 GC EI+ Voltage SIR Autospec-Ultima
Sample#3 File Text: Text:WG51889-102,,SPM Exp:MP-DB17MS-1_03
301.9626 S:3 F:2 SMO(1,3) BSUB(256,15,-3.0) PKD(3,2,1,0.10%,4384.0,5.00%,F,T)
A5.11E7
303.9597 S:3 F:2 SMO(1,3) BSUB(256,15,-3.0) PKD(3,2,1,0.10%,2316.0,5.00%,F,T)
A6.52E7
318.9792 S:3 F:2
15:05
15:17
15:28
15:37
15:49
16:00
16:08
16:21
16:36
16:46
17:01
17:10
17:19
17:37
17:53
Time

www.axysanalytical.com

Experiment : MP-DB17MS-1_03
GC Program : MP-DB17MS-1_01
Column type : DB17-MS
Serial # : USB503442H
kPa : 143
Vol injected: 2.0uL
PMT Voltage : 399

Temps -source: 250
-s resv: 160
-re_ent: 270
-cap_1 : 270
-cap_2 : 270

Tune : TD
List : TD
Check :
LIMS :
Logfile:

Date -list : 17-JUL-2015
-liner : 17-JUL-2015
-septum: 17-JUL-2015
-guard : 30CM 17-JuL-2014
-column: NEW 26-JUN-2010
-t line: NEW26-JUN-2015

#	Data file	S	V	Sample Text	Comments	Acquisition Date/Time
1	MP51_134	1	1	MP004E-CAL,,/03	1,,2.0uL CS-5/Cal	17-JUL-15 13:50:52
2	MP51_134	2	2	MP004E-CAL,,/03	1,,2.0uL CS-5/Cal	17-JUL-15 14:31:26
3	MP51_134	3	3	MP004D-CAL,,/03	1,,2.0uL CS-4	17-JUL-15 15:25:19
4	MP51_134	4	4	MP004C-CAL,,/03	1,,2.0uL CS-3	17-JUL-15 15:59:24
5	MP51_134	5	5	MP004B-CAL,,/03	1,,2.0uL CS-2	17-JUL-15 16:33:30
6	MP51_134	6	6	MP004A-CAL,,/03	1,,2.0uL CS-1/Sens	17-JUL-15 17:07:38
7	MP51_134	7	7	MP004H-CAL,,/03	1,,2.0uL CS-8	17-JUL-15 17:41:43
8	MP51_134	8	8	MP004G-CAL,,/03	1,,2.0uL CS-7	17-JUL-15 18:15:50
9	MP51_134	9	9	MP004F-CAL,,/03	1,,2.0uL CS-6	17-JUL-15 18:49:57
10	MP51_134	10	10	WG51611-102,WI2,SPM	4,WG51611,2.0/800uL	17-JUL-15 19:24:02
11	MP51_134	11	11	Toluene,,	1,,1.0uL	17-JUL-15 19:58:09
12	MP51_134	12	12	WG51611-104,I2,BLK	1,WG51611,2.0/200uL	17-JUL-15 20:32:13
13	MP51_134	13	13	L22965-49,I2,	1,WG51611,2.0/200uL	17-JUL-15 21:06:24
14	MP51_134	14	14	L22965-51,I2,	1,WG51611,2.0/200uL	17-JUL-15 21:40:30
15	MP51_134	15	15	L23367-1,I2,	1,WG51611,2.0/200uL	17-JUL-15 22:14:36
16	MP51_134	16	16	L22965-21,WI2,	4,WG51611,2.0/800uL	17-JUL-15 22:48:43
17	MP51_134	17	17	L23367-2,I2,	1,WG51611,2.0/200uL	17-JUL-15 23:22:48
18	MP51_134	18	18	L22965-23,WI2,	4,WG51611,2.0/800uL	17-JUL-15 23:56:54
19	MP51_134	19	19	L22965-52,WI2,	4,WG51611,2.0/800uL	18-JUL-15 00:31:01
20	MP51_134	20	20	MP004E-CAL,,/03	1,,2.0uL CS-5/Cal	18-JUL-15 01:05:05
21	MP51_134	21	21	Toluene,,	1,,1.0uL	18-JUL-15 01:39:12
22	MP51_134	22	22	L22965-24,WI2,	4,WG51611,2.0/800uL	18-JUL-15 02:13:19
23	MP51_134	23	23	L23367-5,I22,	1,WG51611,2.0/200uL	18-JUL-15 02:47:25
24	MP51_134	24	24	L22965-22,WI2,	4,WG51611,2.0/800uL	18-JUL-15 03:21:32
25	MP51_134	25	25	L23367-6,I22,	1,WG51611,2.0/200uL	18-JUL-15 03:55:32
26	MP51_134	26	26	L23367-10,WI2,	4,WG51611,2.0/800uL	18-JUL-15 04:29:37
27	MP51_134	27	27	L22965-50,I2,	1,WG51611,2.0/200uL	18-JUL-15 05:03:44
28	MP51_134	28	28	L23367-9,WI2,	4,WG51611,2.0/800uL	18-JUL-15 05:37:48
29	MP51_134	29	29	L23367-7,WI2,	4,WG51611,2.0/800uL	18-JUL-15 06:11:55
30	MP51_134	30	30	L23367-8,WI2,	4,WG51611,2.0/800uL	18-JUL-15 06:46:00
31	MP51_134	31	31	L23367-4,WI2,	4,WG51611,2.0/800uL	18-JUL-15 07:20:06
32	MP51_134	32	32	L23367-3,WI2,	4,WG51611,2.0/800uL	18-JUL-15 07:54:14
33	MP51_134	33	33	WG51611-103,I2,SAR	1,WG51611,2.0/200uL	18-JUL-15 08:28:20
34	MP51_134	34	34	MP004E-CAL,,/03	1,,1.0uL Cal	18-JUL-15 09:02:25
35	MP51_134	35	35	MP004E-CAL,,/03	1,,1.0uL Cal	18-JUL-15 09:36:31

OPUSquan 23-JUL-2015 Page 1

Run: mp51_134-a Analyte: MP-DB17-C» Cal: mp51_134-» Results: mp51_134-a Version: V3.6 6-JAN-2000 17:51:42

Name	Mean RRF	S. D.	%RSD	MP51_134 S6 RRF#1	SD	MP51_134 S5 RRF#2	SD	MP51_134 S4 RRF#3	SD	MP51_134 S3 RRF#4	SD	MP51_134 S2 RRF#5	SD
1-OH-Naphthalene	1.1988	0.043	3.55 %	1.17	-0.7	1.20	0.0	1.14	-1.4	1.15	-1.1	1.21	0.3
1-OH-Pyrene	1.0134	0.027	2.62 %	1.01	-0.1	1.00	-0.6	0.96	-2.1	1.02	0.2	1.02	0.3
3-OH-Chrysene	0.8146	0.193	23.67 %	1.16	1.8	0.89	0.4	0.92	0.6	0.81	0.0	0.74	-0.4
3-OH-Benz[a]anthracene	0.9826	0.127	12.96 %	0.86	-1.0	0.86	-1.0	0.92	-0.5	0.95	-0.3	1.00	0.1
7,8-OH-Benzo[a]pyrene-C	Div0	*	* %	*	*	*	*	*	*	*	*	*	*
7,8-OH-Benzo[a]pyrene-T	Div0	*	* %	*	*	*	*	*	*	*	*	*	*
7,8-OH-Benzo[a]pyrene-3	Div0	*	* %	*	*	*	*	*	*	*	*	*	*
9-OH-Benzo[a]pyrene	0.3680	0.080	21.62 %	0.27	-1.2	0.31	-0.7	0.33	-0.5	0.33	-0.5	0.38	0.2
3-OH-Benzo[a]pyrene	0.6423	0.032	4.91 %	0.61	-1.1	0.63	-0.4	0.64	0.1	0.63	-0.4	0.64	0.0
7,8-OH-Benzo[a]pyrene-4	Div0	*	* %	*	*	*	*	*	*	*	*	*	*
13C6-1-OH-Naphthalene	1.1218	0.071	6.36 %	1.18	0.8	1.13	0.1	1.12	0.0	1.11	-0.1	0.96	-2.3
13C6-1-OH-Pyrene	1.5211	0.047	3.09 %	1.52	-0.1	1.54	0.4	1.55	0.6	1.47	-1.1	1.45	-1.5
13C6-1-OH-BAA	1.1797	0.037	3.16 %	1.17	-0.2	1.16	-0.5	1.16	-0.4	1.20	0.5	1.11	-1.7
13C6-3-OH-Chrysene	1.3361	0.151	11.33 %	1.24	-0.7	1.24	-0.6	1.24	-0.7	1.27	-0.5	1.21	-0.8
D11-3-OH-Benzo[a]pyrene	0.5816	0.038	6.58 %	0.55	-0.8	0.55	-0.8	0.57	-0.3	0.55	-0.8	0.59	0.2
13C-CL4-OH-PCB-79	0.2107	0.021	10.02 %	0.19	-0.8	0.19	-0.9	0.19	-0.9	0.21	-0.1	0.20	-0.7
13C-CL4-PCB-79	Div0	*	* %	Div0	*	Div0	*	Div0	*	Div0	*	Div0	*
13C-CL4-PCB-81	-	-	- %	-	-	-	-	-	-	-	-	-	-
Fn1 Lock	-	-	- %	-	-	-	-	-	-	-	-	-	-
Fn2 Lock	-	-	- %	-	-	-	-	-	-	-	-	-	-
Fn3 Lock	-	-	- %	-	-	-	-	-	-	-	-	-	-
Fn4 Lock	-	-	- %	-	-	-	-	-	-	-	-	-	-
Fn4 Lock	-	-	- %	-	-	-	-	-	-	-	-	-	-
Fn5 Lock	-	-	- %	-	-	-	-	-	-	-	-	-	-
Fn6 Lock	-	-	- %	-	-	-	-	-	-	-	-	-	-

PV AS 23-JUL-2015

SV by MW
10-Aug-2015

www.axysanalytical.com

Run #1 Filename MP51_134 S: 6 I: 1 Acquired: 17-JUL-15 17:07:38 Processed: 20-JUL-15 14:49:04
Run: mp51_134-a Analyte: MP-DB17-C06 Cal: mp51_134-8a Results: mp51_134-a Version: V3.6 6-JAN-2000 17:51:42
Sample text: MP004A-CAL,,/03 Comments: 1,,2.0uL CS-1/Sens F1: 0.05 F2: 1.00

	Typ	Name	Amount	Resp	RA		RT	RF	RRF		Modified?	
1	Unk	1-OH-Naphthalene	206.00	8.54e+08	0.87	n	8:07	-	1.1688	y	n	
2	Unk	1-OH-Pyrene	206.00	9.47e+08	3.46	n	20:43	-	1.0105	y	n	
3	Unk	3-OH-Chrysene	0.26	1.10e+06	2.28	n	22:59	-	1.1586	y	n	
4	Unk	3-OH-Benz[a]anthracene	0.25	7.60e+05	2.11	n	23:10	-	0.8551	y	y	
5	Unk	7,8-OH-Benzo[a]pyrene-C	0.25	*	*	n	NotF»	-	*	n	n	
6	Unk	7,8-OH-Benzo[a]pyrene-T	0.25	*	*	n	NotF»	-	*	n	n	
7	Unk	7,8-OH-Benzo[a]pyrene-3	0.51	*	*	n	NotF»	-	*	n	n	
8	Unk	9-OH-Benzo[a]pyrene	0.26	2.59e+05	7.90	n	26:26	-	0.2722	y	y	
9	Unk	3-OH-Benzo[a]pyrene	0.26	2.62e+05	4.11	n	26:40	-	0.6064	y	y	
10	Unk	7,8-OH-Benzo[a]pyrene-4	0.51	*	*	n	NotF»	-	*	n	n	
11	IS	13C6-1-OH-Naphthalene	250.00	8.86e+08	0.79	n	8:06	-	1.1818	y	n	
12	IS	13C6-1-OH-Pyrene	250.00	1.14e+09	3.27	n	20:43	-	1.5157	y	n	
13	IS	13C6-1-OH-BAA	252.00	8.85e+08	2.31	n	22:26	-	1.1708	y	n	
14	IS	13C6-3-OH-Chrysene	252.50	9.36e+08	2.07	n	22:59	-	1.2353	y	n	
15	IS	D11-3-OH-Benzo[a]pyrene	248.80	4.10e+08	6.29	n	26:36	-	0.5498	y	n	
16	IS	13C-CL4-OH-PCB-79	50.00	2.91e+07	0.78	y	20:02	-	0.1943	y	n	
17	IS	13C-CL4-PCB-79	0.00	*	*	n	NotF»	-	Div0	n	n	
18	RS	13C-CL4-PCB-81	50.00	1.50e+08	0.79	y	16:23	3.00e+06	-	n	n	
19	Tot	Fn1 Lock	0.00	-			-	-	-	n	n	
20	Tot	Fn2 Lock	0.00	-			-	-	-	n	n	
21	Tot	Fn3 Lock	0.00	-			-	-	-	n	n	
22	Tot	Fn4 Lock	0.00	-			-	-	-	n	n	
23	Tot	Fn4 Lock	0.00	-			-	-	-	n	n	
24	Tot	Fn5 Lock	0.00	-			-	-	-	n	n	
25	Tot	Fn6 Lock	0.00	-			-	-	-	n	n	

PV AS 23-JUL-2015

SV by MW
10-Aug-2015

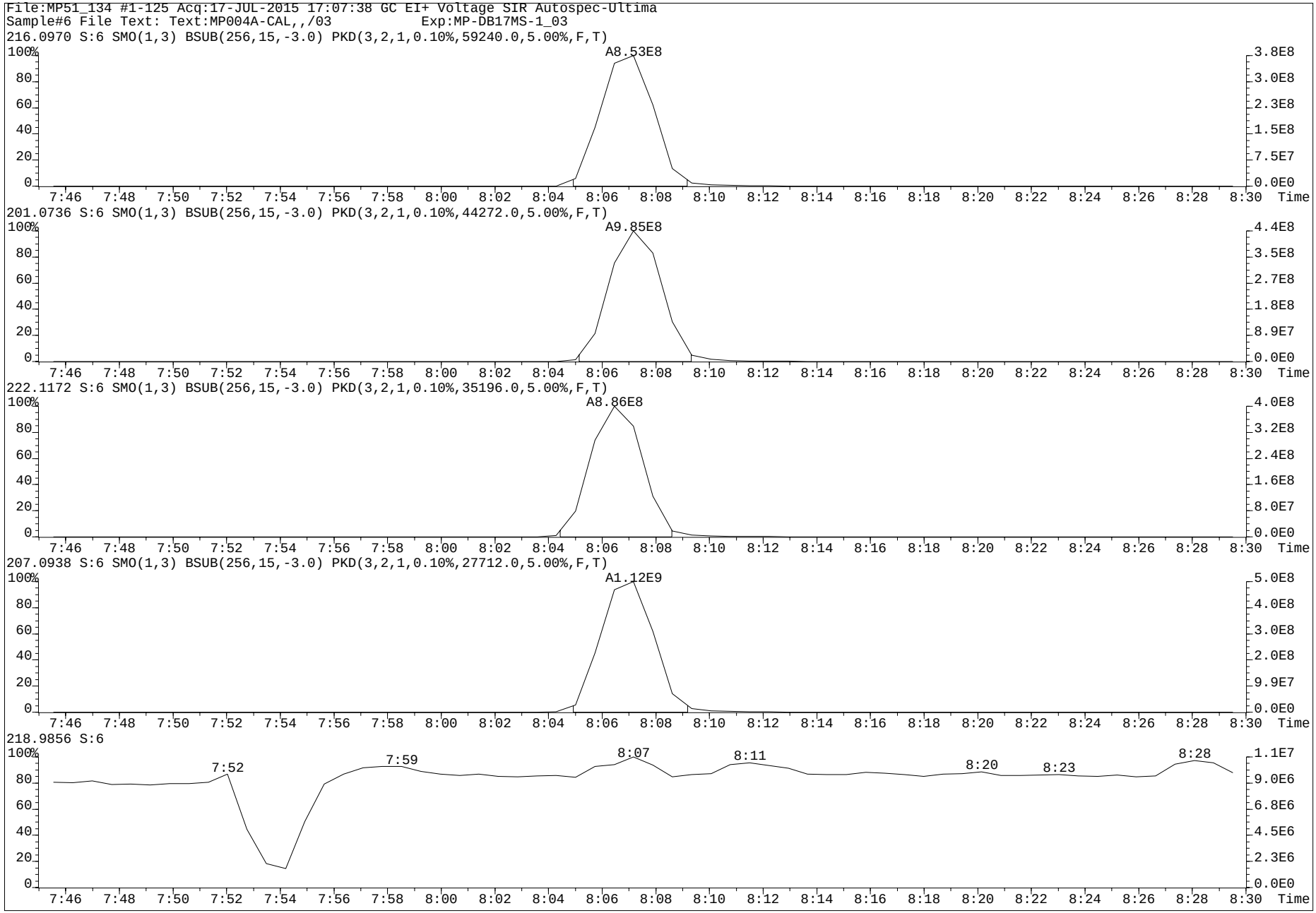
File:MP51_134 #1-125 Acq:17-JUL-2015 17:07:38 GC EI+ Voltage SIR Autospec-Ultima
Sample#6 File Text: Text:MP004A-CAL,,/03 Exp:MP-DB17MS-1_03
216.0970 S:6 SMO(1,3) BSUB(256,15,-3.0) PKD(3,2,1,0.10%,59240.0,5.00%,F,T)
A8.53E8
201.0736 S:6 SMO(1,3) BSUB(256,15,-3.0) PKD(3,2,1,0.10%,44272.0,5.00%,F,T)
A9.85E8
222.1172 S:6 SMO(1,3) BSUB(256,15,-3.0) PKD(3,2,1,0.10%,35196.0,5.00%,F,T)
A8.86E8
207.0938 S:6 SMO(1,3) BSUB(256,15,-3.0) PKD(3,2,1,0.10%,27712.0,5.00%,F,T)
A1.12E9
218.9856 S:6
7:52
7:59
8:07
8:11
8:20
8:23
8:28
Time

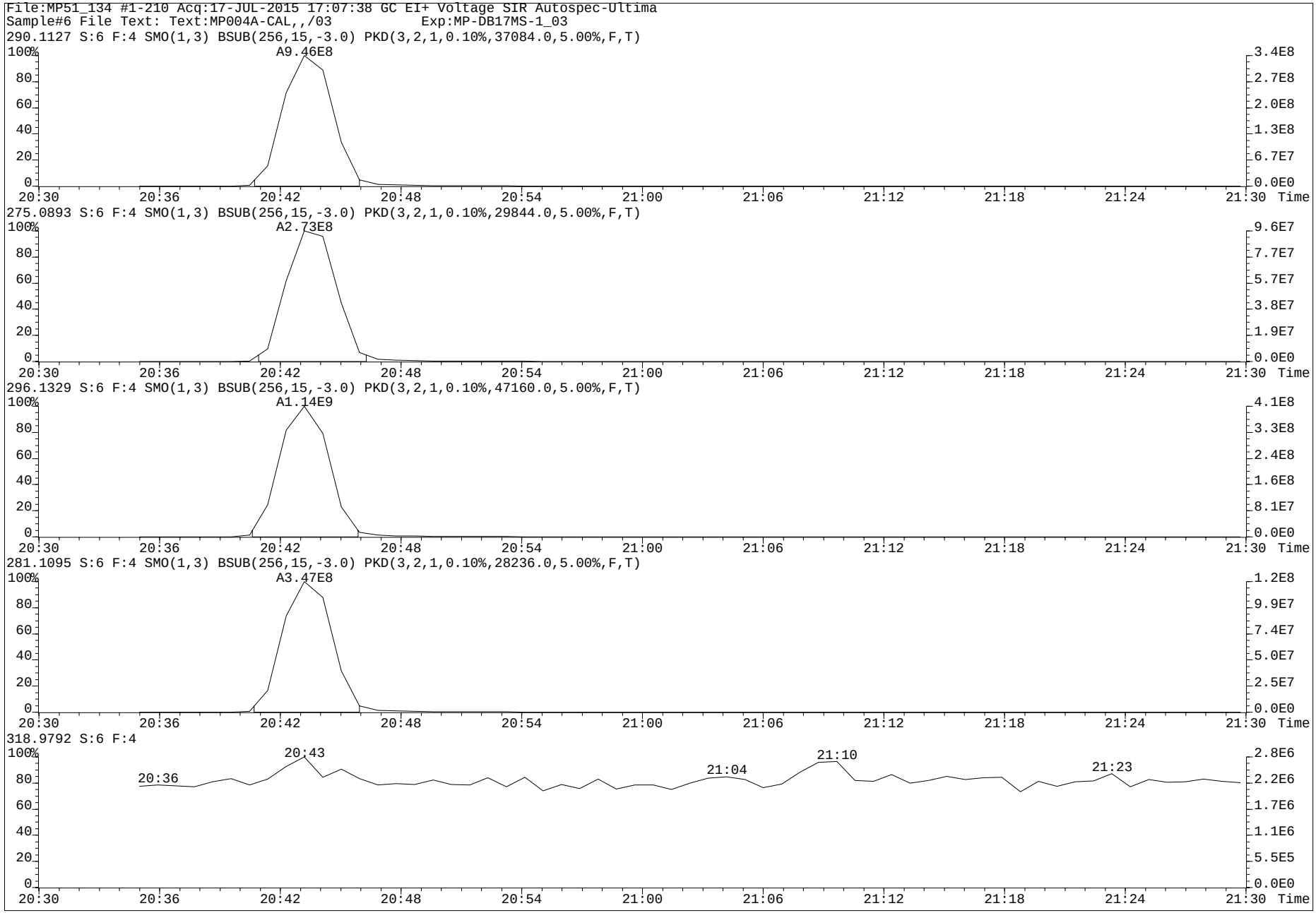
File:MP51_134 #1-210 Acq:17-JUL-2015 17:07:38 GC EI+ Voltage SIR Autospec-Ultima
Sample#6 File Text: Text:MP004A-CAL,,/03 Exp:MP-DB17MS-1_03
290.1127 S:6 F:4 SMO(1,3) BSUB(256,15,-3.0) PKD(3,2,1,0.10%,37084.0,5.00%,F,T)
A9.46E8
275.0893 S:6 F:4 SMO(1,3) BSUB(256,15,-3.0) PKD(3,2,1,0.10%,29844.0,5.00%,F,T)
A2.73E8
296.1329 S:6 F:4 SMO(1,3) BSUB(256,15,-3.0) PKD(3,2,1,0.10%,47160.0,5.00%,F,T)
A1.14E9
281.1095 S:6 F:4 SMO(1,3) BSUB(256,15,-3.0) PKD(3,2,1,0.10%,28236.0,5.00%,F,T)
A3.47E8
318.9792 S:6 F:4
20:36
20:43
21:04
21:10
21:23
Time

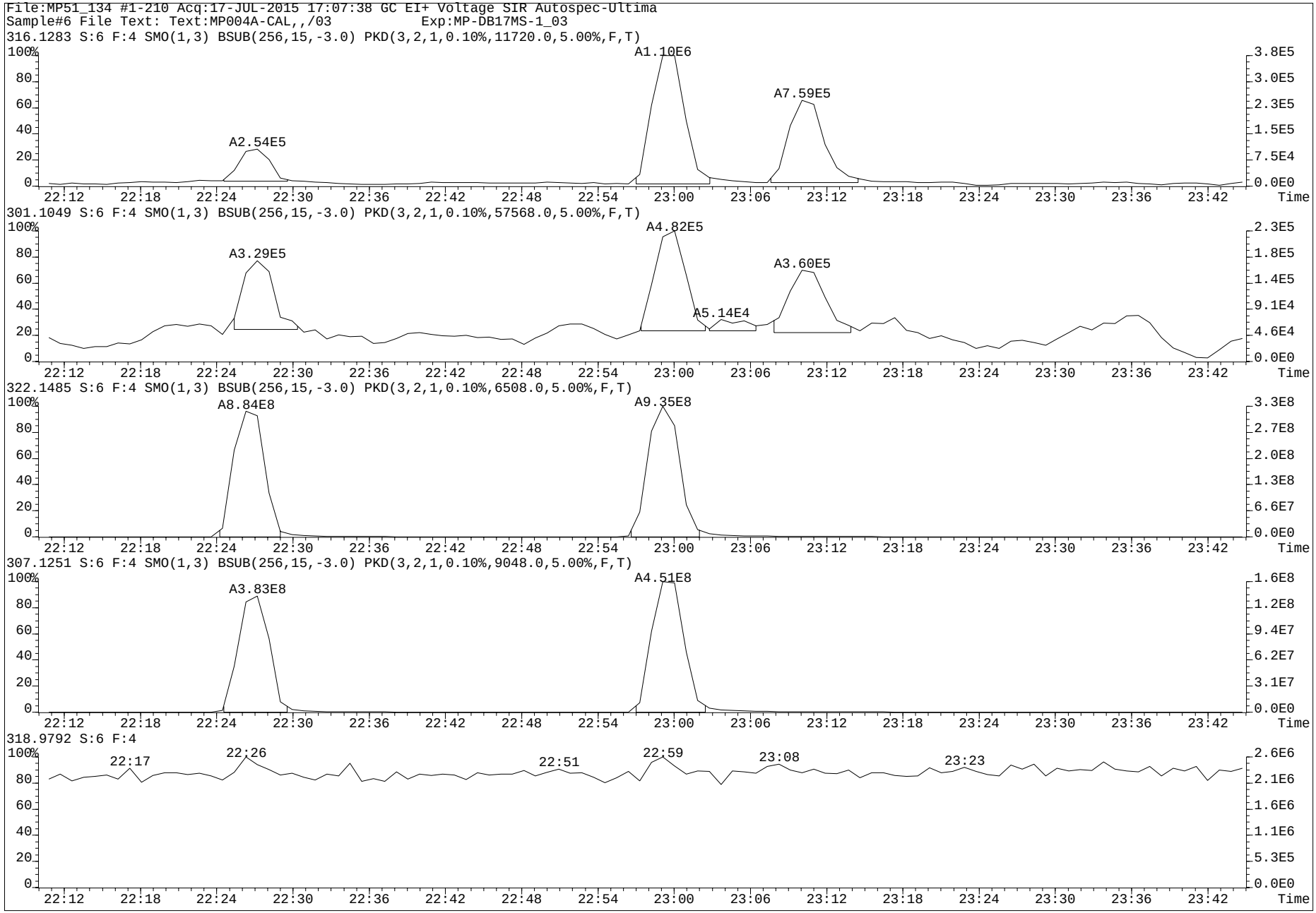
File:MP51_134 #1-210 Acq:17-JUL-2015 17:07:38 GC EI+ Voltage SIR Autospec-Ultima
Sample#6 File Text: Text:MP004A-CAL,,/03 Exp:MP-DB17MS-1_03
316.1283 S:6 F:4 SMO(1,3) BSUB(256,15,-3.0) PKD(3,2,1,0.10%,11720.0,5.00%,F,T)
A1.10E6
A7.59E5
A2.54E5
301.1049 S:6 F:4 SMO(1,3) BSUB(256,15,-3.0) PKD(3,2,1,0.10%,57568.0,5.00%,F,T)
A4.82E5
A3.29E5
A3.60E5
A5.14E4
322.1485 S:6 F:4 SMO(1,3) BSUB(256,15,-3.0) PKD(3,2,1,0.10%,6508.0,5.00%,F,T)
A8.84E8
A9.35E8
307.1251 S:6 F:4 SMO(1,3) BSUB(256,15,-3.0) PKD(3,2,1,0.10%,9048.0,5.00%,F,T)
A4.51E8
A3.83E8
318.9792 S:6 F:4
22:17
22:26
22:51
22:59
23:08
23:23
Time

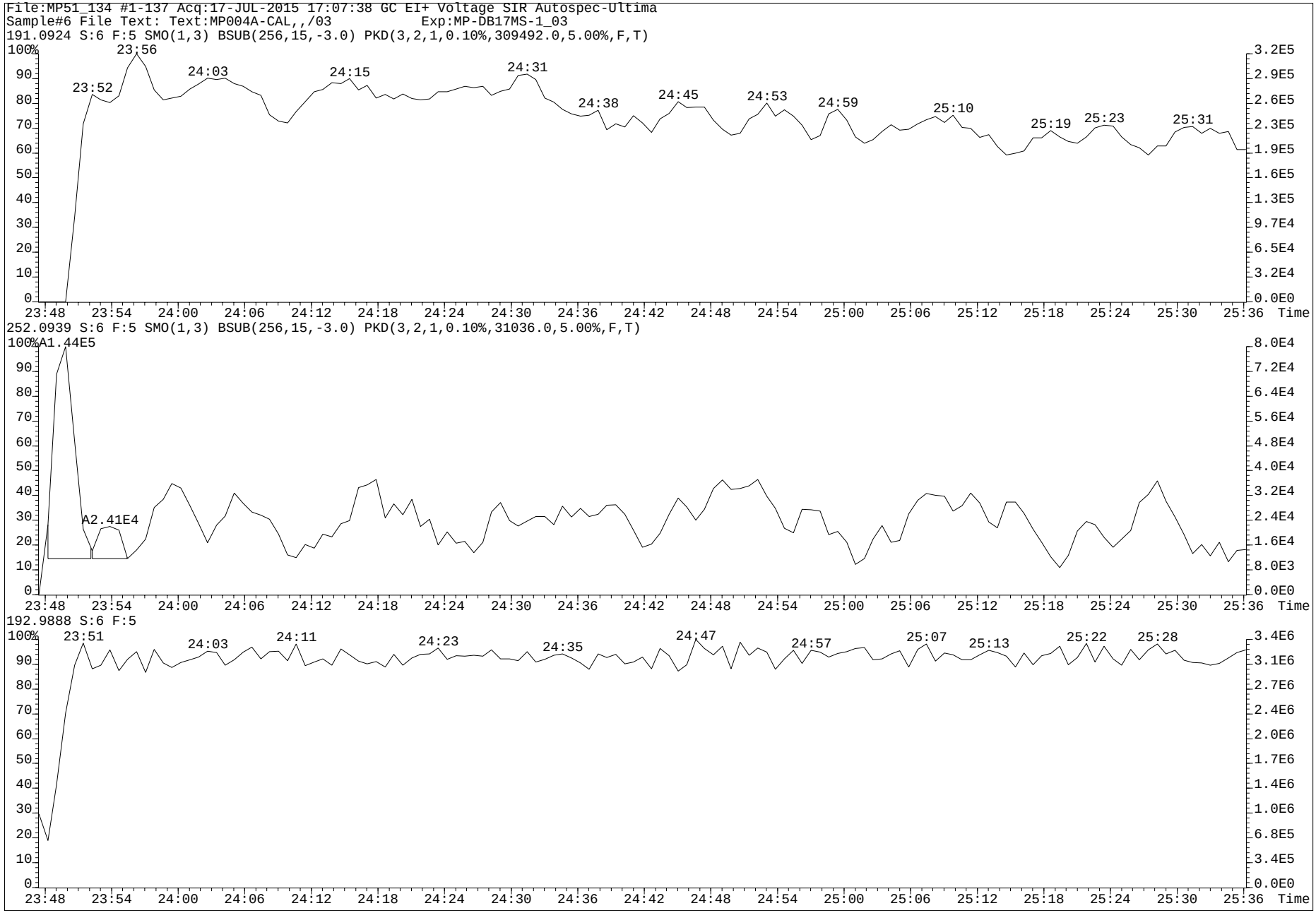
File:MP51_134 #1-137 Acq:17-JUL-2015 17:07:38 GC EI+ Voltage SIR Autospec-Ultima
Sample#6 File Text: Text:MP004A-CAL,,/03 Exp:MP-DB17MS-1_03
191.0924 S:6 F:5 SMO(1,3) BSUB(256,15,-3.0) PKD(3,2,1,0.10%,309492.0,5.00%,F,T)
23:52
23:56
24:03
24:15
24:31
24:38
24:45
24:53
24:59
25:10
25:19
25:23
25:31
252.0939 S:6 F:5 SMO(1,3) BSUB(256,15,-3.0) PKD(3,2,1,0.10%,31036.0,5.00%,F,T)
A1.44E5
A2.41E4
192.9888 S:6 F:5
23:51
24:03
24:11
24:23
24:35
24:47
24:57
25:07
25:13
25:22
25:28
Time

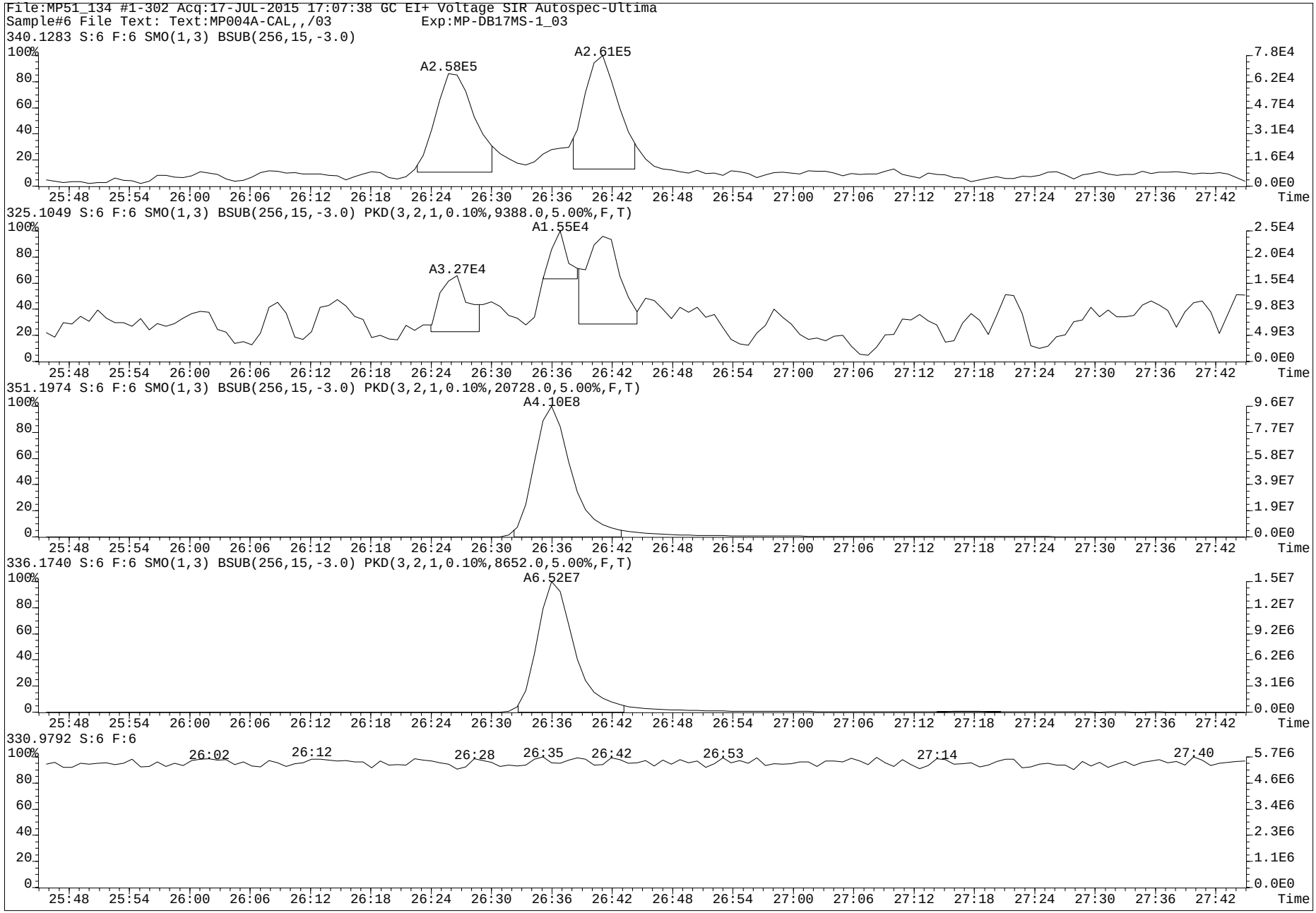
File:MP51_134 #1-302 Acq:17-JUL-2015 17:07:38 GC EI+ Voltage SIR Autospec-Ultima
Sample#6 File Text: Text:MP004A-CAL,,/03 Exp:MP-DB17MS-1_03
340.1283 S:6 F:6 SMO(1,3) BSUB(256,15,-3.0)
A2.58E5
A2.61E5
325.1049 S:6 F:6 SMO(1,3) BSUB(256,15,-3.0) PKD(3,2,1,0.10%,9388.0,5.00%,F,T)
A3.27E4
A1.55E4
351.1974 S:6 F:6 SMO(1,3) BSUB(256,15,-3.0) PKD(3,2,1,0.10%,20728.0,5.00%,F,T)
A4.10E8
336.1740 S:6 F:6 SMO(1,3) BSUB(256,15,-3.0) PKD(3,2,1,0.10%,8652.0,5.00%,F,T)
A6.52E7
330.9792 S:6 F:6
26:02
26:12
26:28
26:35
26:42
26:53
27:14
27:40
Time

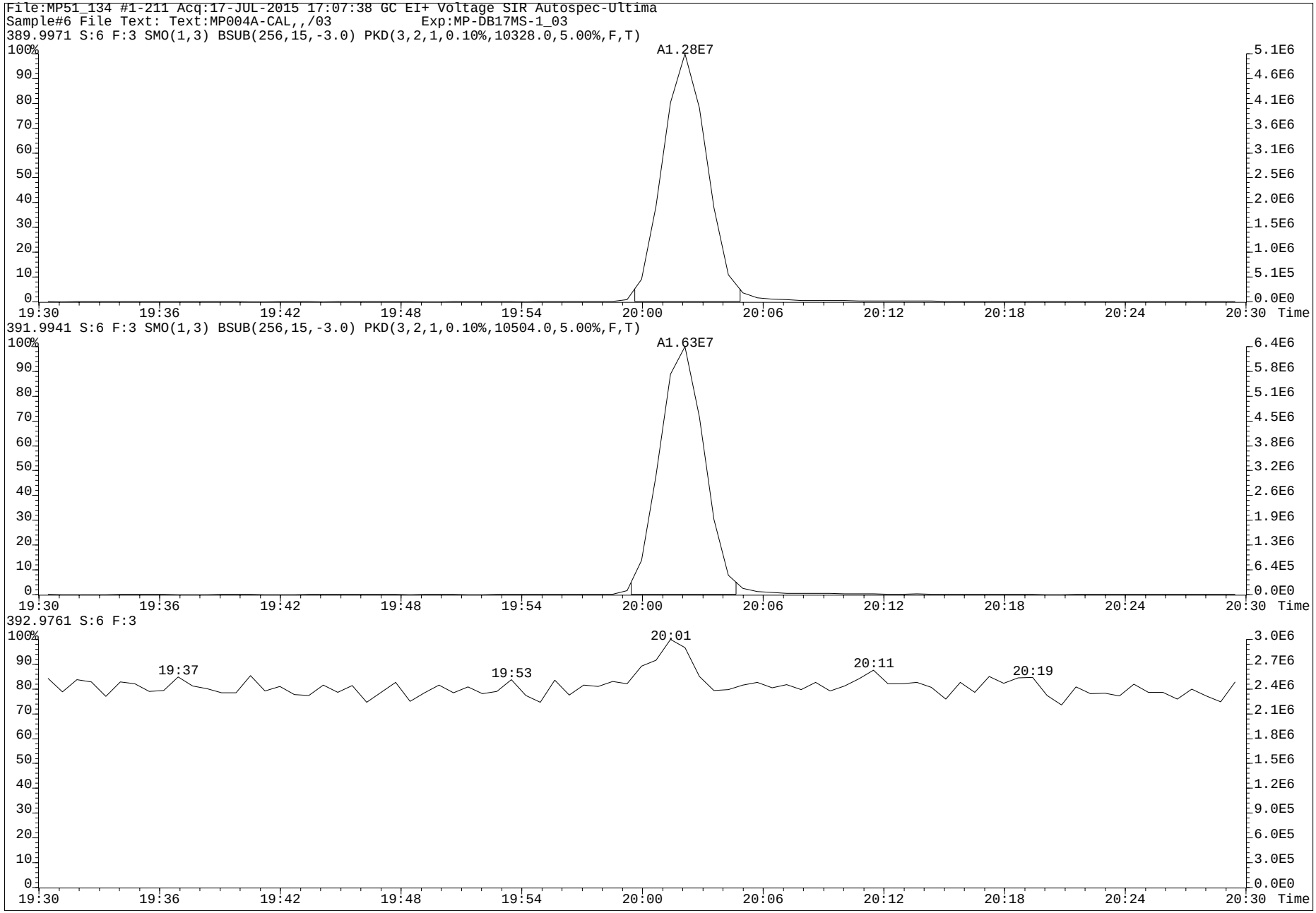
File:MP51_134 #1-211 Acq:17-JUL-2015 17:07:38 GC EI+ Voltage SIR Autospec-Ultima
Sample#6 File Text: Text:MP004A-CAL,,/03 Exp:MP-DB17MS-1_03
389.9971 S:6 F:3 SMO(1,3) BSUB(256,15,-3.0) PKD(3,2,1,0.10%,10328.0,5.00%,F,T)
A1.28E7
391.9941 S:6 F:3 SMO(1,3) BSUB(256,15,-3.0) PKD(3,2,1,0.10%,10504.0,5.00%,F,T)
A1.63E7
392.9761 S:6 F:3
19:37
19:53
20:01
20:11
20:19
Time

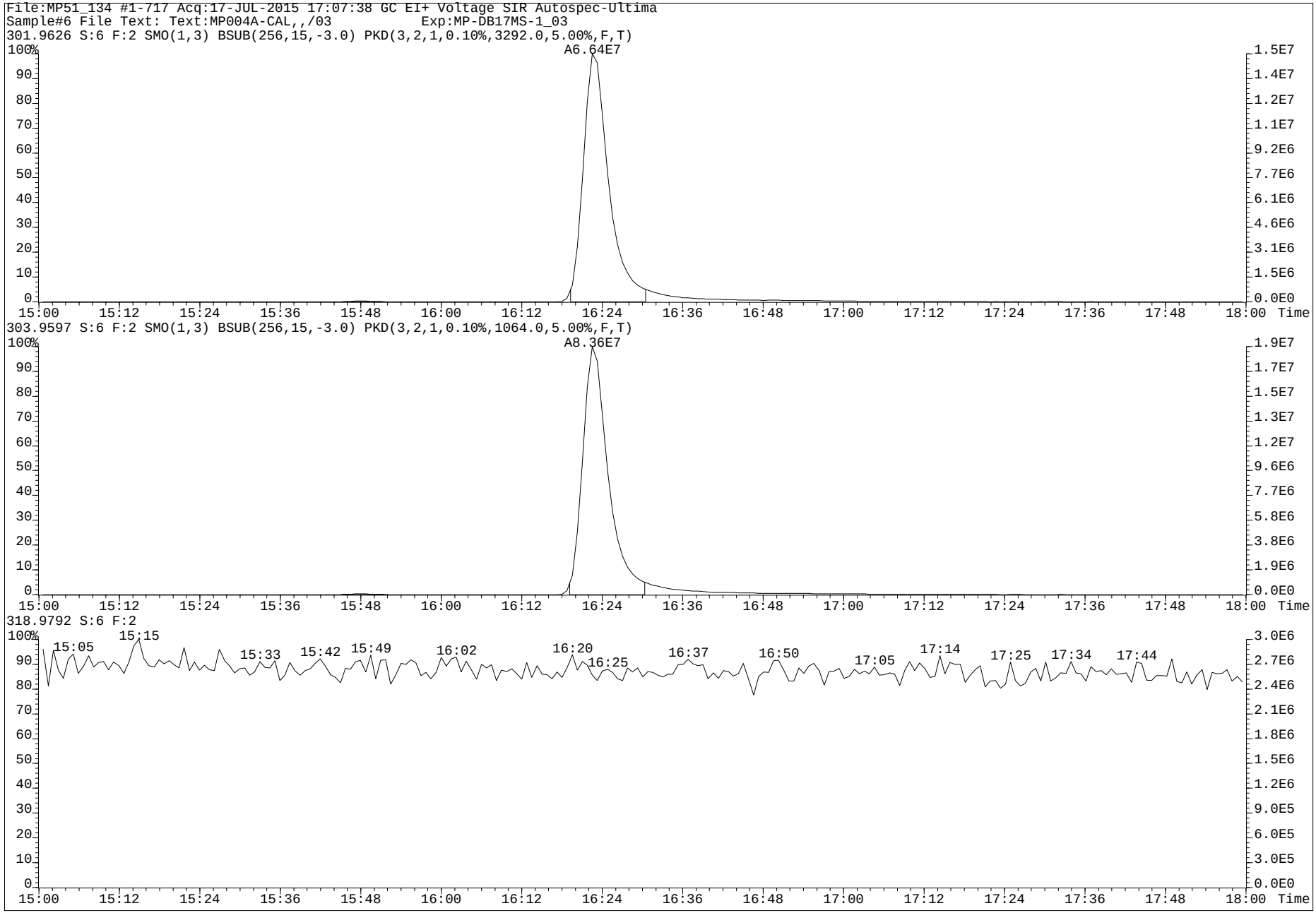
File:MP51_134 #1-717 Acq:17-JUL-2015 17:07:38 GC EI+ Voltage SIR Autospec-Ultima
Sample#6 File Text: Text:MP004A-CAL,,/03 Exp:MP-DB17MS-1_03
301.9626 S:6 F:2 SMO(1,3) BSUB(256,15,-3.0) PKD(3,2,1,0.10%,3292.0,5.00%,F,T)
A6.64E7
303.9597 S:6 F:2 SMO(1,3) BSUB(256,15,-3.0) PKD(3,2,1,0.10%,1064.0,5.00%,F,T)
A8.36E7
318.9792 S:6 F:2
15:05
15:15
15:33
15:42
15:49
16:02
16:20
16:25
16:37
16:50
17:05
17:14
17:25
17:34
17:44
Time

www.axysanalytical.com

Run #2 Filename MP51_134 S: 5 I: 1 Acquired: 17-JUL-15 16:33:30 Processed: 20-JUL-15 14:49:05
Run: mp51_134-a Analyte: MP-DB17-C06 Cal: mp51_134-8a Results: mp51_134-a Version: V3.6 6-JAN-2000 17:51:42
Sample text: MP004B-CAL,,/03 Comments: 1,,2.0uL CS-2 F1: 0.10 F2: 1.00

	Typ	Name	Amount	Resp	RA		RT	RF	RRF		Modified?
1	Unk	1-OH-Naphthalene	206.00	8.55e+08	0.88	n	8:06	-	1.1984	y	n
2	Unk	1-OH-Pyrene	206.00	9.74e+08	3.50	n	20:43	-	0.9969	y	n
3	Unk	3-OH-Chrysene	0.51	1.74e+06	1.85	n	22:59	-	0.8942	y	n
4	Unk	3-OH-Benz[a]anthracene	0.51	1.55e+06	2.50	n	23:10	-	0.8600	y	n
5	Unk	7,8-OH-Benzo[a]pyrene-C	0.51	*	*	n	NotF»	-	*	n	n
6	Unk	7,8-OH-Benzo[a]pyrene-T	0.51	*	*	n	NotF»	-	*	n	n
7	Unk	7,8-OH-Benzo[a]pyrene-3	1.01	*	*	n	NotF»	-	*	n	n
8	Unk	9-OH-Benzo[a]pyrene	0.51	6.04e+05	5.11	n	26:26	-	0.3089	y	y
9	Unk	3-OH-Benzo[a]pyrene	0.52	5.57e+05	5.90	n	26:41	-	0.6294	y	y
10	Unk	7,8-OH-Benzo[a]pyrene-4	1.01	*	*	n	NotF»	-	*	n	n
11	IS	13C6-1-OH-Naphthalene	250.00	8.66e+08	0.79	n	8:06	-	1.1258	y	n
12	IS	13C6-1-OH-Pyrene	250.00	1.19e+09	3.35	n	20:43	-	1.5417	y	n
13	IS	13C6-1-OH-BAA	252.00	9.00e+08	2.35	n	22:26	-	1.1606	y	n
14	IS	13C6-3-OH-Chrysene	252.50	9.62e+08	2.04	n	22:59	-	1.2383	y	n
15	IS	D11-3-OH-Benzo[a]pyrene	248.80	4.21e+08	6.17	n	26:36	-	0.5495	y	n
16	IS	13C-CL4-OH-PCB-79	50.00	2.95e+07	0.78	y	20:02	-	0.1921	y	n
17	IS	13C-CL4-PCB-79	0.00	*	*	n	NotF»	-	Div0	n	n
18	RS	13C-CL4-PCB-81	50.00	1.54e+08	0.79	y	16:23	3.08e+06	-	n	n
19	Tot	Fn1 Lock	0.00	-			-	-	-	n	n
20	Tot	Fn2 Lock	0.00	-			-	-	-	n	n
21	Tot	Fn3 Lock	0.00	-			-	-	-	n	n
22	Tot	Fn4 Lock	0.00	-			-	-	-	n	n
23	Tot	Fn4 Lock	0.00	-			-	-	-	n	n
24	Tot	Fn5 Lock	0.00	-			-	-	-	n	n
25	Tot	Fn6 Lock	0.00	-			-	-	-	n	n

PV AS 23-JUL-2015

SV by MW
10-Aug-2015

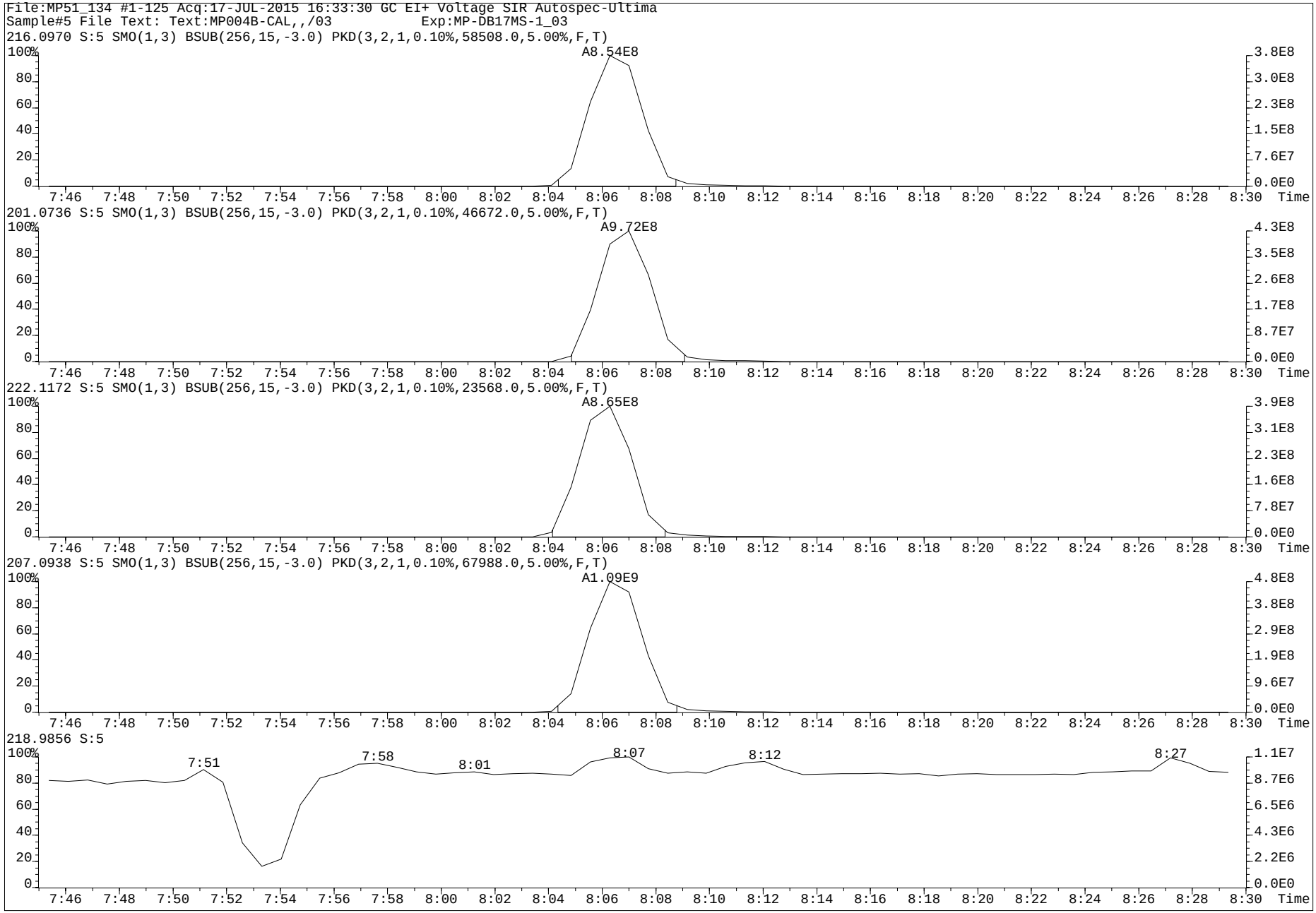
File:MP51_134 #1-125 Acq:17-JUL-2015 16:33:30 GC EI+ Voltage SIR Autospec-Ultima
Sample#5 File Text: Text:MP004B-CAL,,/03 Exp:MP-DB17MS-1_03
216.0970 S:5 SMO(1,3) BSUB(256,15,-3.0) PKD(3,2,1,0.10%,58508.0,5.00%,F,T)
A8.54E8
201.0736 S:5 SMO(1,3) BSUB(256,15,-3.0) PKD(3,2,1,0.10%,46672.0,5.00%,F,T)
A9.72E8
222.1172 S:5 SMO(1,3) BSUB(256,15,-3.0) PKD(3,2,1,0.10%,23568.0,5.00%,F,T)
A8.65E8
207.0938 S:5 SMO(1,3) BSUB(256,15,-3.0) PKD(3,2,1,0.10%,67988.0,5.00%,F,T)
A1.09E9
218.9856 S:5
7:51
7:58
8:01
8:07
8:12
8:27
Time

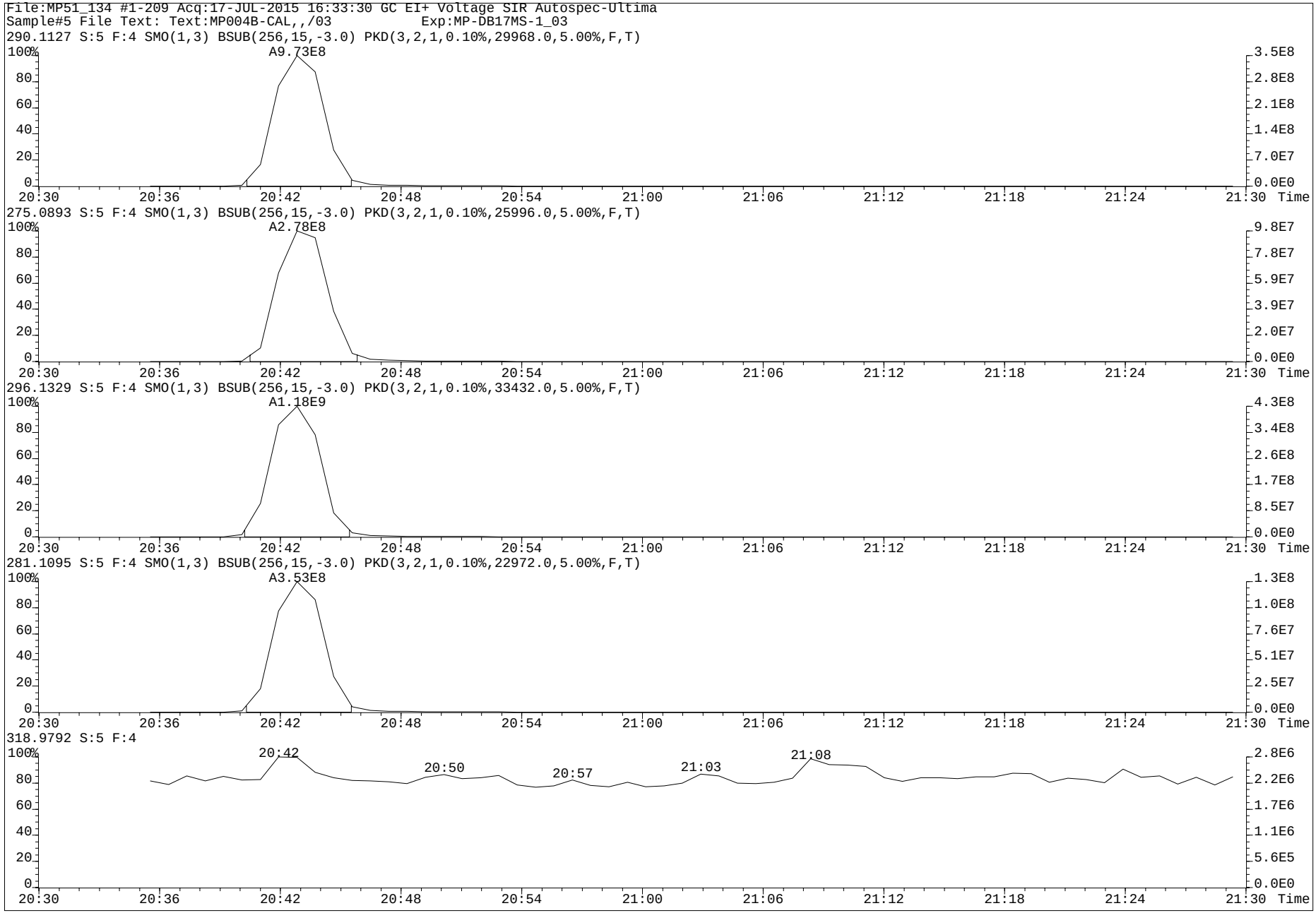
File:MP51_134 #1-209 Acq:17-JUL-2015 16:33:30 GC EI+ Voltage SIR Autospec-Ultima
Sample#5 File Text: Text:MP004B-CAL,,/03 Exp:MP-DB17MS-1_03
290.1127 S:5 F:4 SMO(1,3) BSUB(256,15,-3.0) PKD(3,2,1,0.10%,29968.0,5.00%,F,T)
A9.73E8
275.0893 S:5 F:4 SMO(1,3) BSUB(256,15,-3.0) PKD(3,2,1,0.10%,25996.0,5.00%,F,T)
A2.78E8
296.1329 S:5 F:4 SMO(1,3) BSUB(256,15,-3.0) PKD(3,2,1,0.10%,33432.0,5.00%,F,T)
A1.18E9
281.1095 S:5 F:4 SMO(1,3) BSUB(256,15,-3.0) PKD(3,2,1,0.10%,22972.0,5.00%,F,T)
A3.53E8
318.9792 S:5 F:4
20:42
20:50
20:57
21:03
21:08
Time

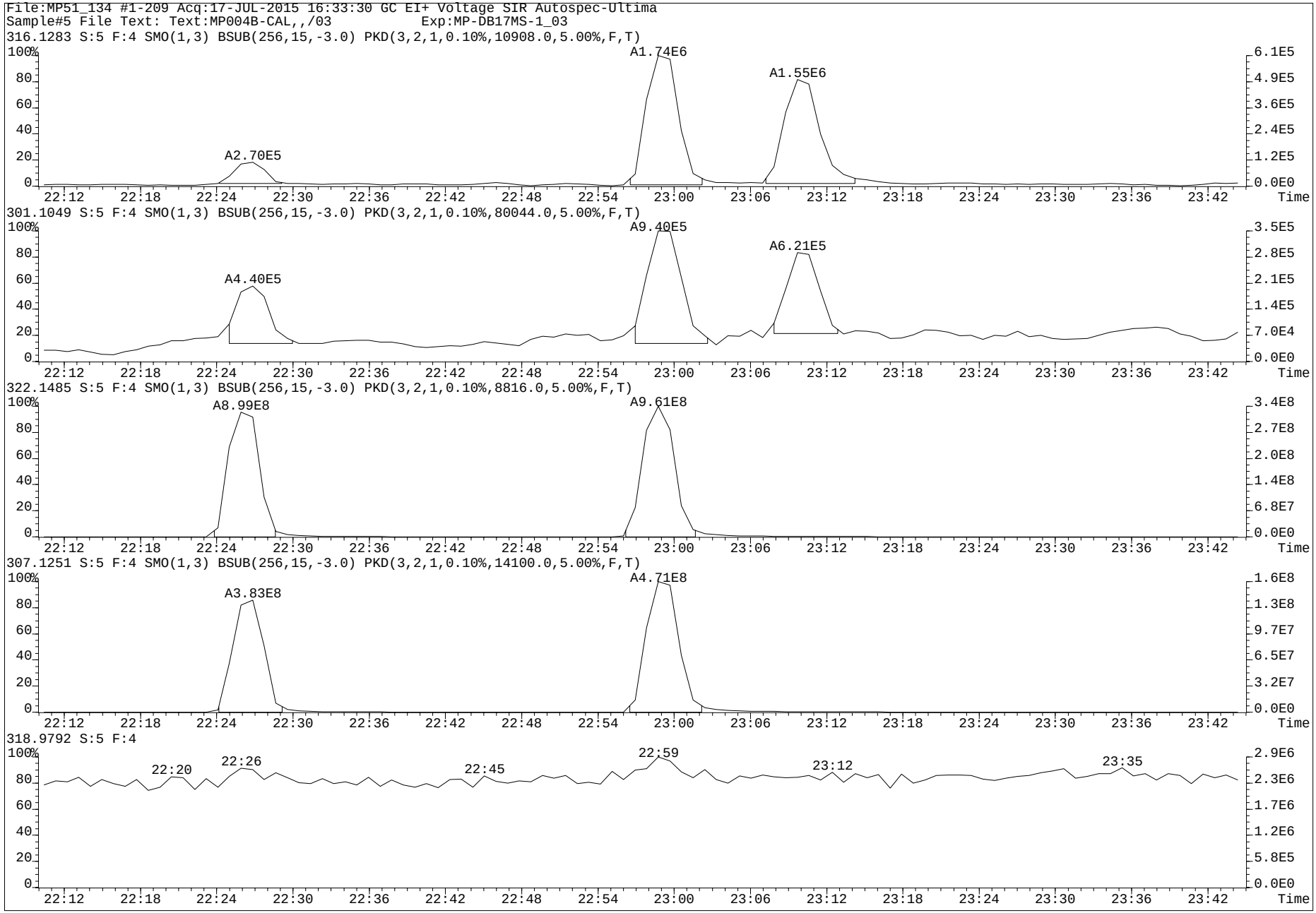
File:MP51_134 #1-209 Acq:17-JUL-2015 16:33:30 GC EI+ Voltage SIR Autospec-Ultima
Sample#5 File Text: Text:MP004B-CAL,,/03 Exp:MP-DB17MS-1_03
316.1283 S:5 F:4 SMO(1,3) BSUB(256,15,-3.0) PKD(3,2,1,0.10%,10908.0,5.00%,F,T)
A1.74E6
A1.55E6
A2.70E5
301.1049 S:5 F:4 SMO(1,3) BSUB(256,15,-3.0) PKD(3,2,1,0.10%,80044.0,5.00%,F,T)
A9.40E5
A6.21E5
A4.40E5
322.1485 S:5 F:4 SMO(1,3) BSUB(256,15,-3.0) PKD(3,2,1,0.10%,8816.0,5.00%,F,T)
A8.99E8
A9.61E8
307.1251 S:5 F:4 SMO(1,3) BSUB(256,15,-3.0) PKD(3,2,1,0.10%,14100.0,5.00%,F,T)
A4.71E8
A3.83E8
318.9792 S:5 F:4
22:20
22:26
22:45
22:59
23:12
23:35
Time

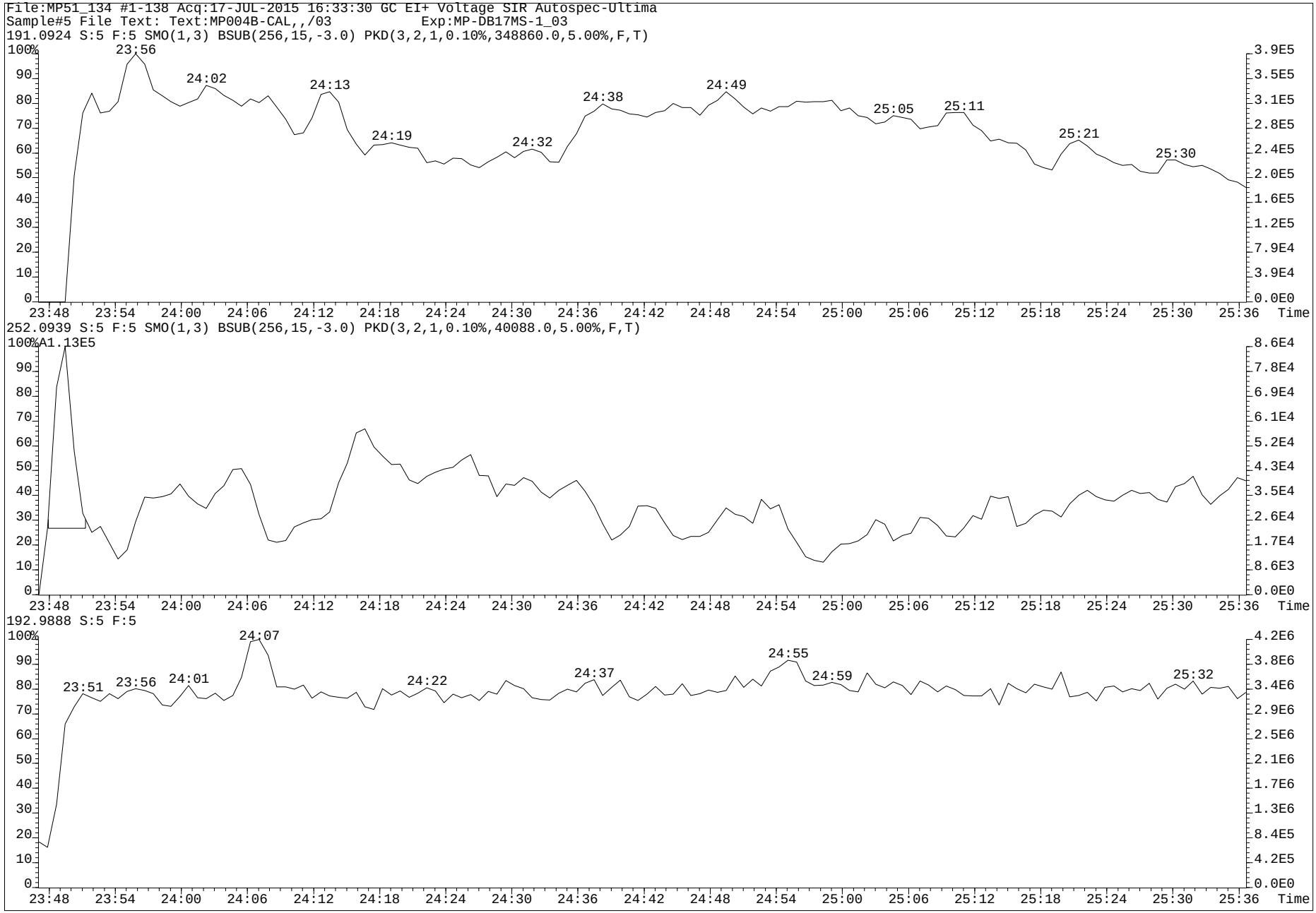
File:MP51_134 #1-138 Acq:17-JUL-2015 16:33:30 GC EI+ Voltage SIR Autospec-Ultima
Sample#5 File Text: Text:MP004B-CAL,,/03 Exp:MP-DB17MS-1_03
191.0924 S:5 F:5 SMO(1,3) BSUB(256,15,-3.0) PKD(3,2,1,0.10%,348860.0,5.00%,F,T)
23:56
24:02
24:13
24:19
24:32
24:38
24:49
25:05
25:11
25:21
25:30
252.0939 S:5 F:5 SMO(1,3) BSUB(256,15,-3.0) PKD(3,2,1,0.10%,40088.0,5.00%,F,T)
A1.13E5
192.9888 S:5 F:5
24:07
23:51
23:56
24:01
24:22
24:37
24:55
24:59
25:32
Time

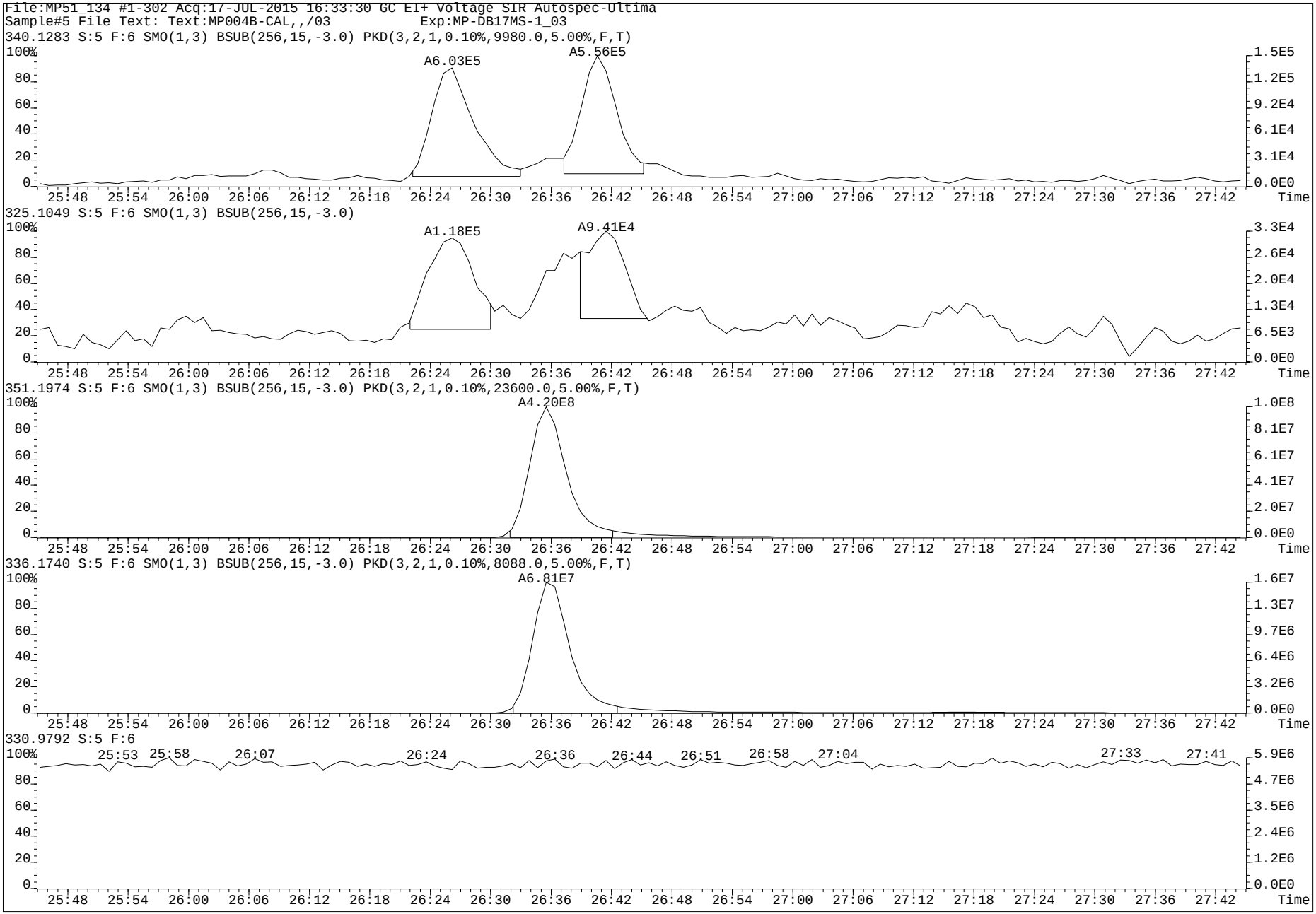
File:MP51_134 #1-302 Acq:17-JUL-2015 16:33:30 GC EI+ Voltage SIR Autospec-Ultima
Sample#5 File Text: Text:MP004B-CAL,,/03 Exp:MP-DB17MS-1_03
340.1283 S:5 F:6 SMO(1,3) BSUB(256,15,-3.0) PKD(3,2,1,0.10%,9980.0,5.00%,F,T)
A6.03E5
A5.56E5
325.1049 S:5 F:6 SMO(1,3) BSUB(256,15,-3.0)
A1.18E5
A9.41E4
351.1974 S:5 F:6 SMO(1,3) BSUB(256,15,-3.0) PKD(3,2,1,0.10%,23600.0,5.00%,F,T)
A4.20E8
336.1740 S:5 F:6 SMO(1,3) BSUB(256,15,-3.0) PKD(3,2,1,0.10%,8088.0,5.00%,F,T)
A6.81E7
330.9792 S:5 F:6
25:53 25:58 26:07 26:24 26:36 26:44 26:51 26:58 27:04 27:33 27:41
Time

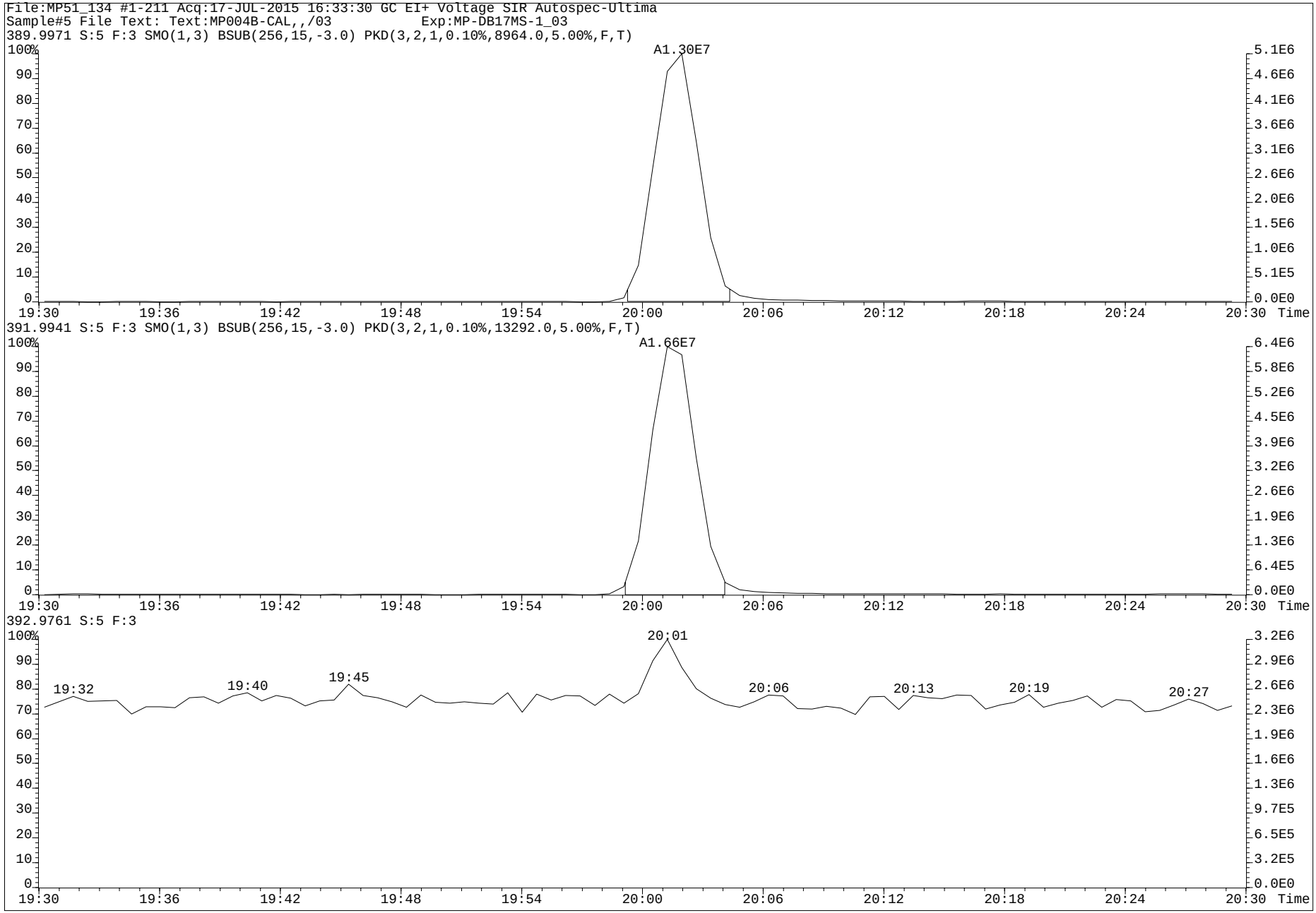
File:MP51_134 #1-211 Acq:17-JUL-2015 16:33:30 GC EI+ Voltage SIR Autospec-Ultima
Sample#5 File Text: Text:MP004B-CAL,,/03 Exp:MP-DB17MS-1_03
389.9971 S:5 F:3 SMO(1,3) BSUB(256,15,-3.0) PKD(3,2,1,0.10%,8964.0,5.00%,F,T)
A1.30E7
391.9941 S:5 F:3 SMO(1,3) BSUB(256,15,-3.0) PKD(3,2,1,0.10%,13292.0,5.00%,F,T)
A1.66E7
392.9761 S:5 F:3
19:32
19:40
19:45
20:01
20:06
20:13
20:19
20:27
Time

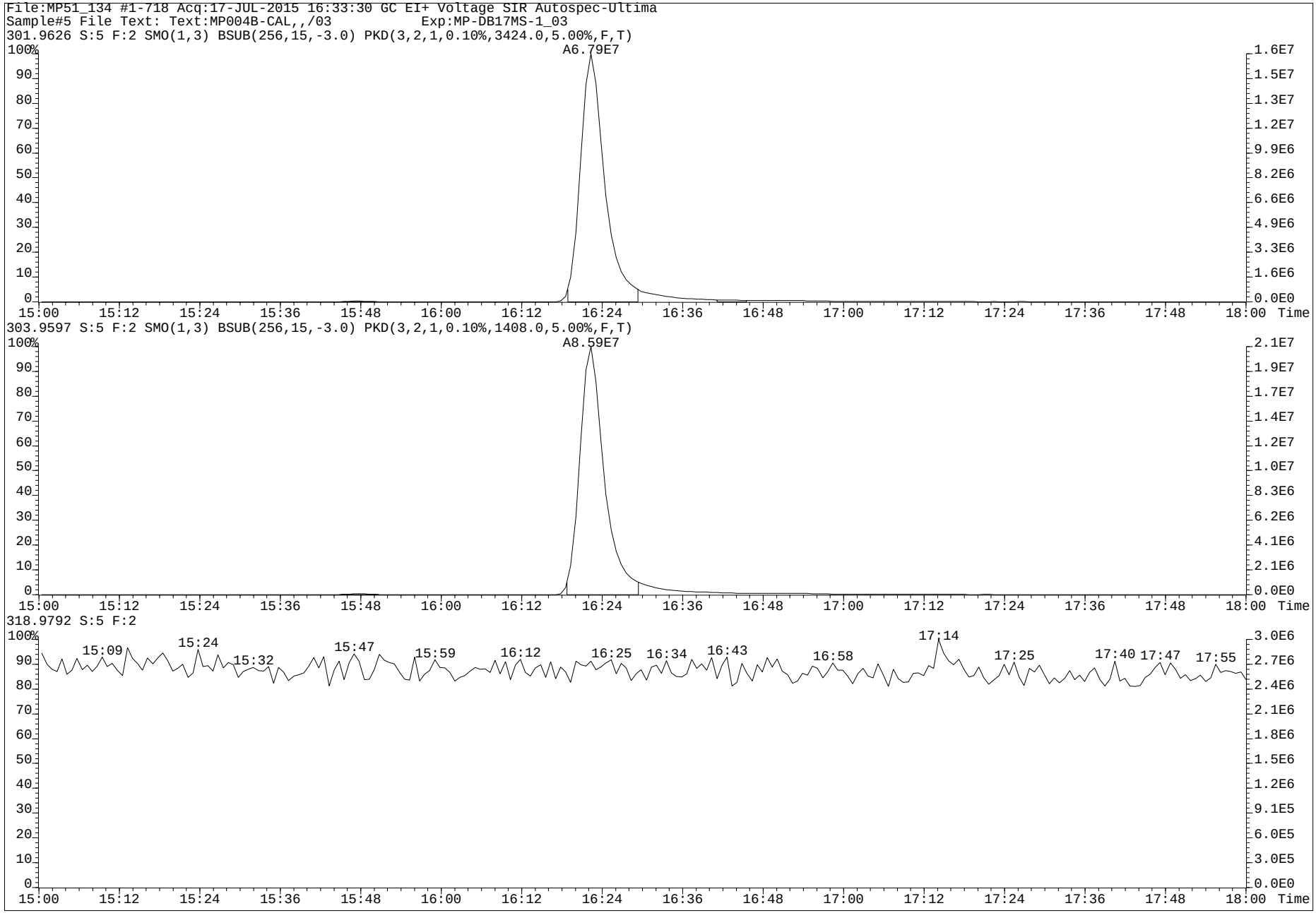
File:MP51_134 #1-718 Acq:17-JUL-2015 16:33:30 GC EI+ Voltage SIR Autospec-Ultima
Sample#5 File Text: Text:MP004B-CAL,,/03 Exp:MP-DB17MS-1_03
301.9626 S:5 F:2 SMO(1,3) BSUB(256,15,-3.0) PKD(3,2,1,0.10%,3424.0,5.00%,F,T)
A6.79E7
303.9597 S:5 F:2 SMO(1,3) BSUB(256,15,-3.0) PKD(3,2,1,0.10%,1408.0,5.00%,F,T)
A8.59E7
318.9792 S:5 F:2
15:09
15:24
15:32
15:47
15:59
16:12
16:25
16:34
16:43
16:58
17:14
17:25
17:40
17:47
17:55
Time

www.axysanalytical.com

Run #3 Filename MP51_134 S: 4 I: 1 Acquired: 17-JUL-15 15:59:24 Processed: 20-JUL-15 14:49:06
Run: mp51_134-a Analyte: MP-DB17-C06 Cal: mp51_134-8a Results: mp51_134-a Version: V3.6 6-JAN-2000 17:51:42
Sample text: MP004C-CAL,,/03 Comments: 1,,2.0uL CS-3 F1: 0.20 F2: 1.00

	Typ	Name	Amount	Resp	RA		RT	RF	RRF		Modified?
1	Unk	1-OH-Naphthalene	206.00	8.38e+08	0.86	n	8:07	-	1.1402	y	n
2	Unk	1-OH-Pyrene	206.00	9.72e+08	3.67	n	20:44	-	0.9574	y	n
3	Unk	3-OH-Chrysene	1.02	3.71e+06	2.04	n	23:00	-	0.9215	y	n
4	Unk	3-OH-Benz[a]anthracene	1.01	3.44e+06	2.40	n	23:11	-	0.9193	y	n
5	Unk	7,8-OH-Benzo[a]pyrene-C	1.01	*	*	n	NotF»	-	*	n	n
6	Unk	7,8-OH-Benzo[a]pyrene-T	1.02	*	*	n	NotF»	-	*	n	n
7	Unk	7,8-OH-Benzo[a]pyrene-3	2.03	*	*	n	NotF»	-	*	n	n
8	Unk	9-OH-Benzo[a]pyrene	1.03	1.33e+06	7.26	n	26:27	-	0.3308	y	n
9	Unk	3-OH-Benzo[a]pyrene	1.05	1.22e+06	5.13	n	26:41	-	0.6447	y	y
10	Unk	7,8-OH-Benzo[a]pyrene-4	2.03	*	*	n	NotF»	-	*	n	n
11	IS	13C6-1-OH-Naphthalene	250.00	8.92e+08	0.76	n	8:07	-	1.1226	y	n
12	IS	13C6-1-OH-Pyrene	250.00	1.23e+09	3.30	n	20:44	-	1.5507	y	n
13	IS	13C6-1-OH-BAA	252.00	9.33e+08	2.34	n	22:27	-	1.1647	y	n
14	IS	13C6-3-OH-Chrysene	252.50	9.93e+08	1.99	n	23:00	-	1.2375	y	n
15	IS	D11-3-OH-Benzo[a]pyrene	248.80	4.51e+08	6.26	n	26:37	-	0.5707	y	n
16	IS	13C-CL4-OH-PCB-79	50.00	3.05e+07	0.80	y	20:03	-	0.1920	y	n
17	IS	13C-CL4-PCB-79	0.00	*	*	n	NotF»	-	Div0	n	n
18	RS	13C-CL4-PCB-81	50.00	1.59e+08	0.78	y	16:24	3.18e+06	-	n	n
19	Tot	Fn1 Lock	0.00	-			-	-	-	n	n
20	Tot	Fn2 Lock	0.00	-			-	-	-	n	n
21	Tot	Fn3 Lock	0.00	-			-	-	-	n	n
22	Tot	Fn4 Lock	0.00	-			-	-	-	n	n
23	Tot	Fn4 Lock	0.00	-			-	-	-	n	n
24	Tot	Fn5 Lock	0.00	-			-	-	-	n	n
25	Tot	Fn6 Lock	0.00	-			-	-	-	n	n

PV AS 23-JUL-2015

SV MW
10-Aug-2015

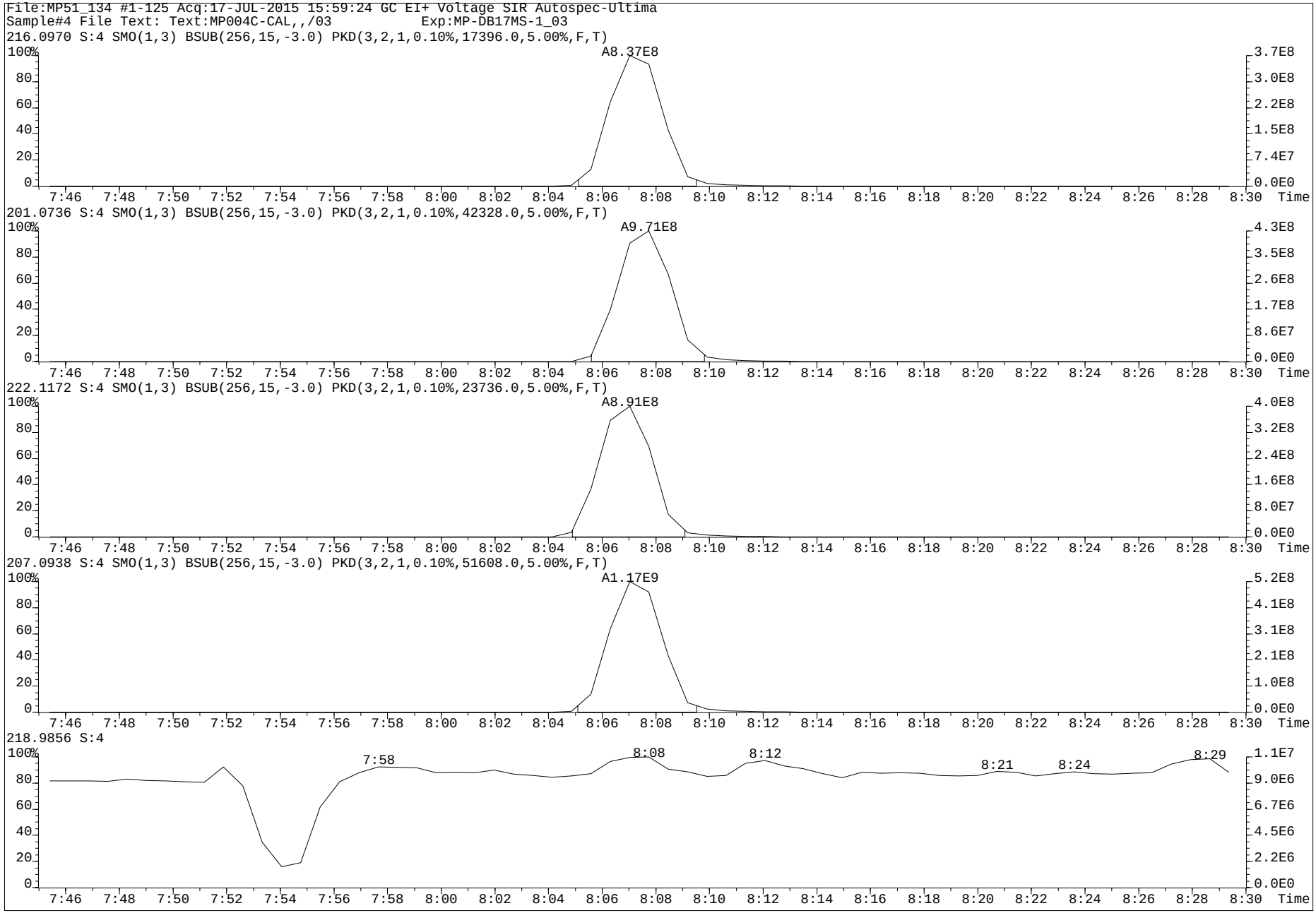
File:MP51_134 #1-125 Acq:17-JUL-2015 15:59:24 GC EI+ Voltage SIR Autospec-Ultima
Sample#4 File Text: Text:MP004C-CAL,,/03 Exp:MP-DB17MS-1_03
216.0970 S:4 SMO(1,3) BSUB(256,15,-3.0) PKD(3,2,1,0.10%,17396.0,5.00%,F,T)
A8.37E8
201.0736 S:4 SMO(1,3) BSUB(256,15,-3.0) PKD(3,2,1,0.10%,42328.0,5.00%,F,T)
A9.71E8
222.1172 S:4 SMO(1,3) BSUB(256,15,-3.0) PKD(3,2,1,0.10%,23736.0,5.00%,F,T)
A8.91E8
207.0938 S:4 SMO(1,3) BSUB(256,15,-3.0) PKD(3,2,1,0.10%,51608.0,5.00%,F,T)
A1.17E9
218.9856 S:4
7:58
8:08
8:12
8:21
8:24
8:29
Time

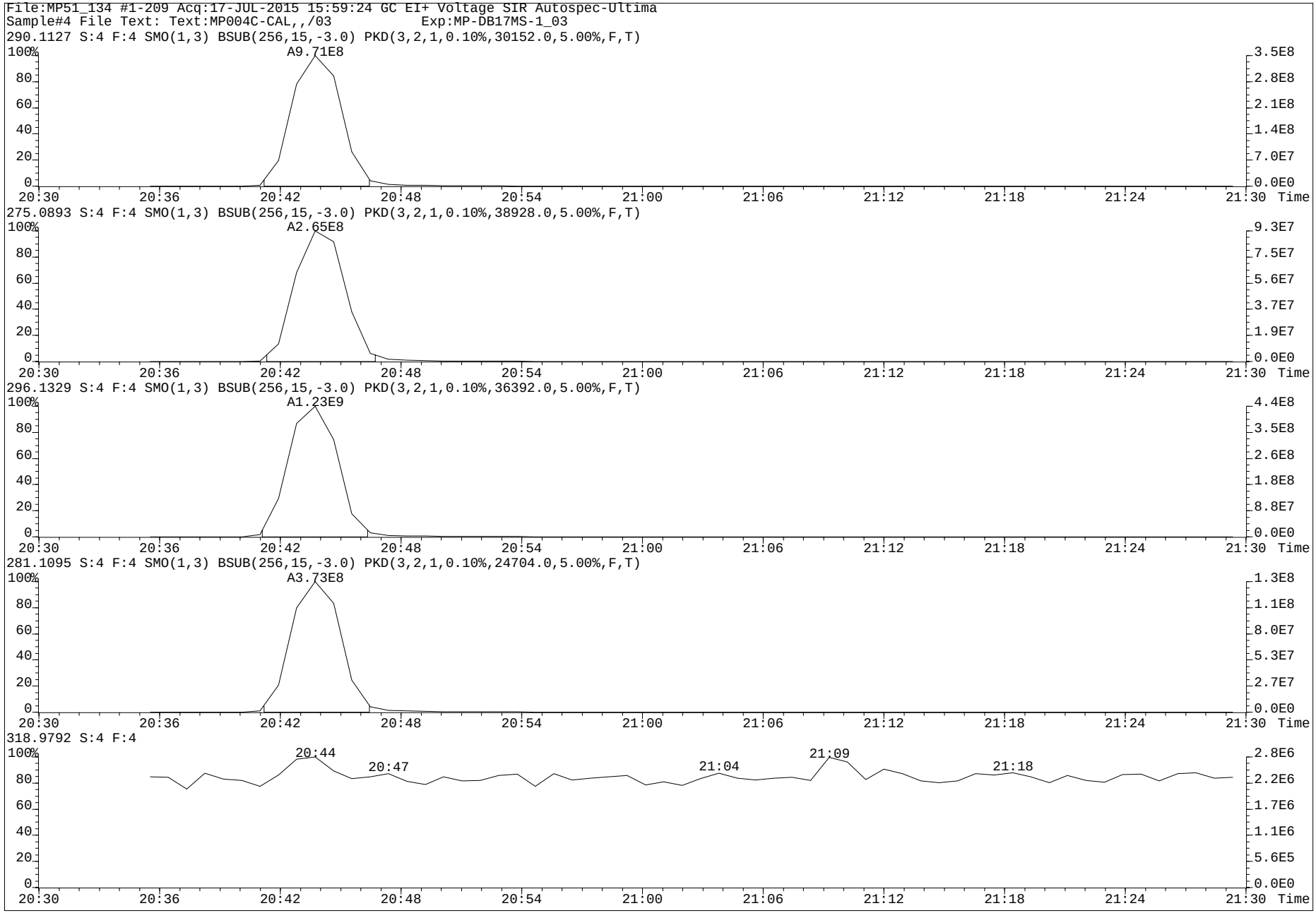
File:MP51_134 #1-209 Acq:17-JUL-2015 15:59:24 GC EI+ Voltage SIR Autospec-Ultima
Sample#4 File Text: Text:MP004C-CAL,,/03 Exp:MP-DB17MS-1_03
290.1127 S:4 F:4 SMO(1,3) BSUB(256,15,-3.0) PKD(3,2,1,0.10%,30152.0,5.00%,F,T)
A9.71E8
275.0893 S:4 F:4 SMO(1,3) BSUB(256,15,-3.0) PKD(3,2,1,0.10%,38928.0,5.00%,F,T)
A2.65E8
296.1329 S:4 F:4 SMO(1,3) BSUB(256,15,-3.0) PKD(3,2,1,0.10%,36392.0,5.00%,F,T)
A1.23E9
281.1095 S:4 F:4 SMO(1,3) BSUB(256,15,-3.0) PKD(3,2,1,0.10%,24704.0,5.00%,F,T)
A3.73E8
318.9792 S:4 F:4
20:44
20:47
21:04
21:09
21:18
Time

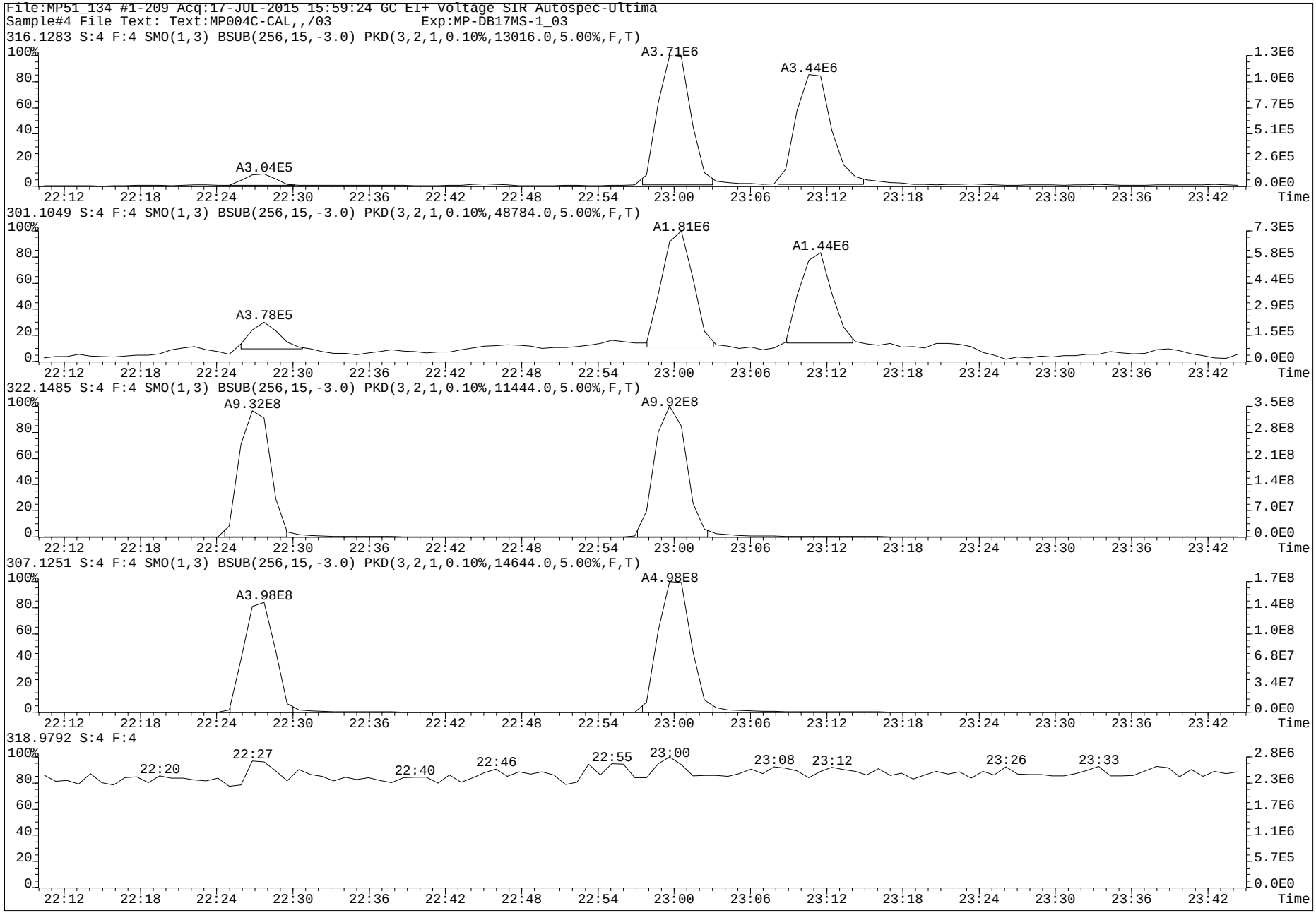
File:MP51_134 #1-209 Acq:17-JUL-2015 15:59:24 GC EI+ Voltage SIR Autospec-Ultima
Sample#4 File Text: Text:MP004C-CAL,,/03 Exp:MP-DB17MS-1_03
316.1283 S:4 F:4 SMO(1,3) BSUB(256,15,-3.0) PKD(3,2,1,0.10%,13016.0,5.00%,F,T)
A3.71E6
A3.44E6
A3.04E5
301.1049 S:4 F:4 SMO(1,3) BSUB(256,15,-3.0) PKD(3,2,1,0.10%,48784.0,5.00%,F,T)
A1.81E6
A1.44E6
A3.78E5
322.1485 S:4 F:4 SMO(1,3) BSUB(256,15,-3.0) PKD(3,2,1,0.10%,11444.0,5.00%,F,T)
A9.32E8
A9.92E8
307.1251 S:4 F:4 SMO(1,3) BSUB(256,15,-3.0) PKD(3,2,1,0.10%,14644.0,5.00%,F,T)
A3.98E8
A4.98E8
318.9792 S:4 F:4
22:20
22:27
22:40
22:46
22:55
23:00
23:08
23:12
23:26
23:33
Time

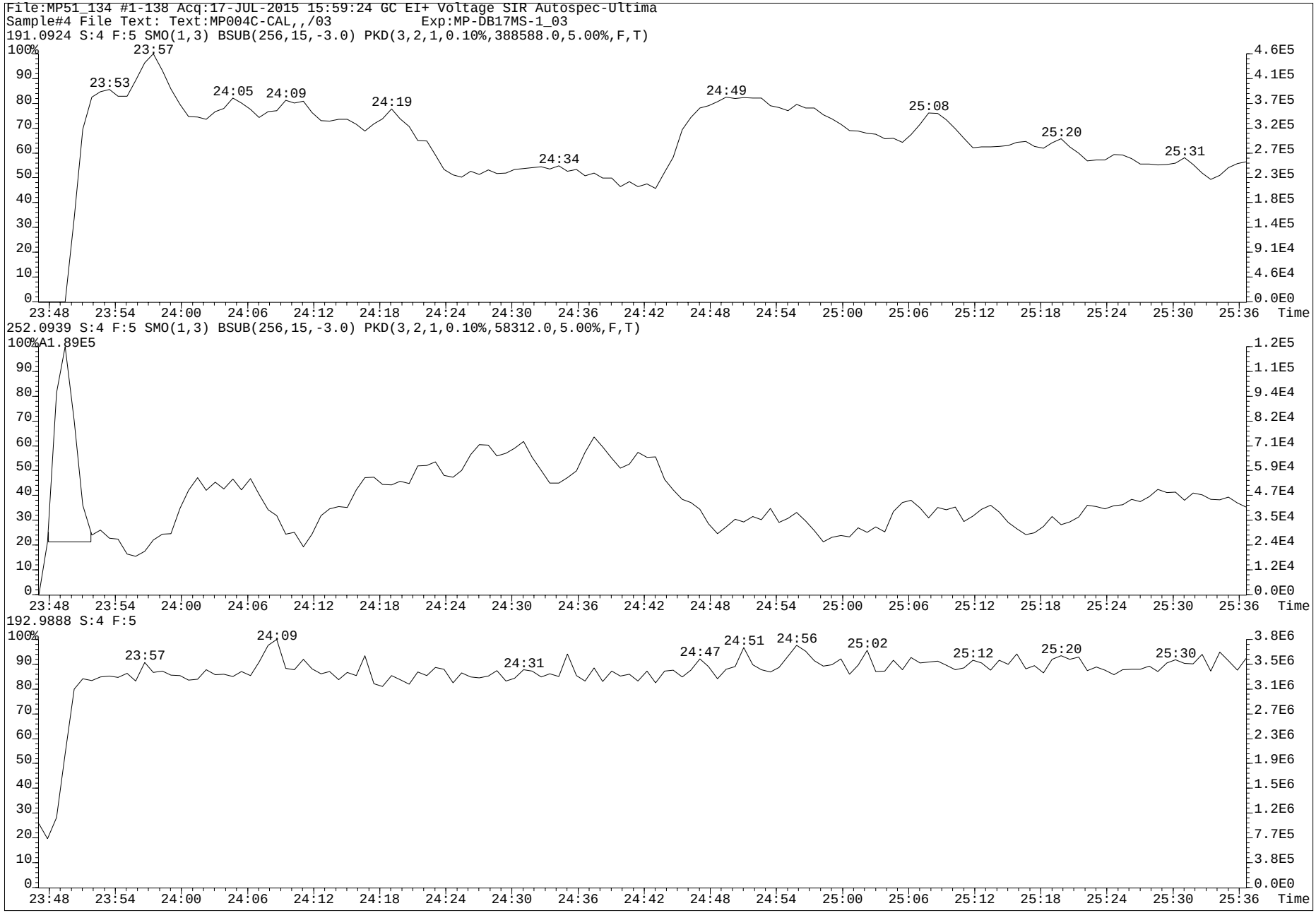
File:MP51_134 #1-138 Acq:17-JUL-2015 15:59:24 GC EI+ Voltage SIR Autospec-Ultima
Sample#4 File Text: Text:MP004C-CAL,,/03 Exp:MP-DB17MS-1_03
191.0924 S:4 F:5 SMO(1,3) BSUB(256,15,-3.0) PKD(3,2,1,0.10%,388588.0,5.00%,F,T)
23:53
23:57
24:05
24:09
24:19
24:34
24:49
25:08
25:20
25:31
252.0939 S:4 F:5 SMO(1,3) BSUB(256,15,-3.0) PKD(3,2,1,0.10%,58312.0,5.00%,F,T)
A1.89E5
192.9888 S:4 F:5
23:57
24:09
24:31
24:47
24:51
24:56
25:02
25:12
25:20
25:30
Time

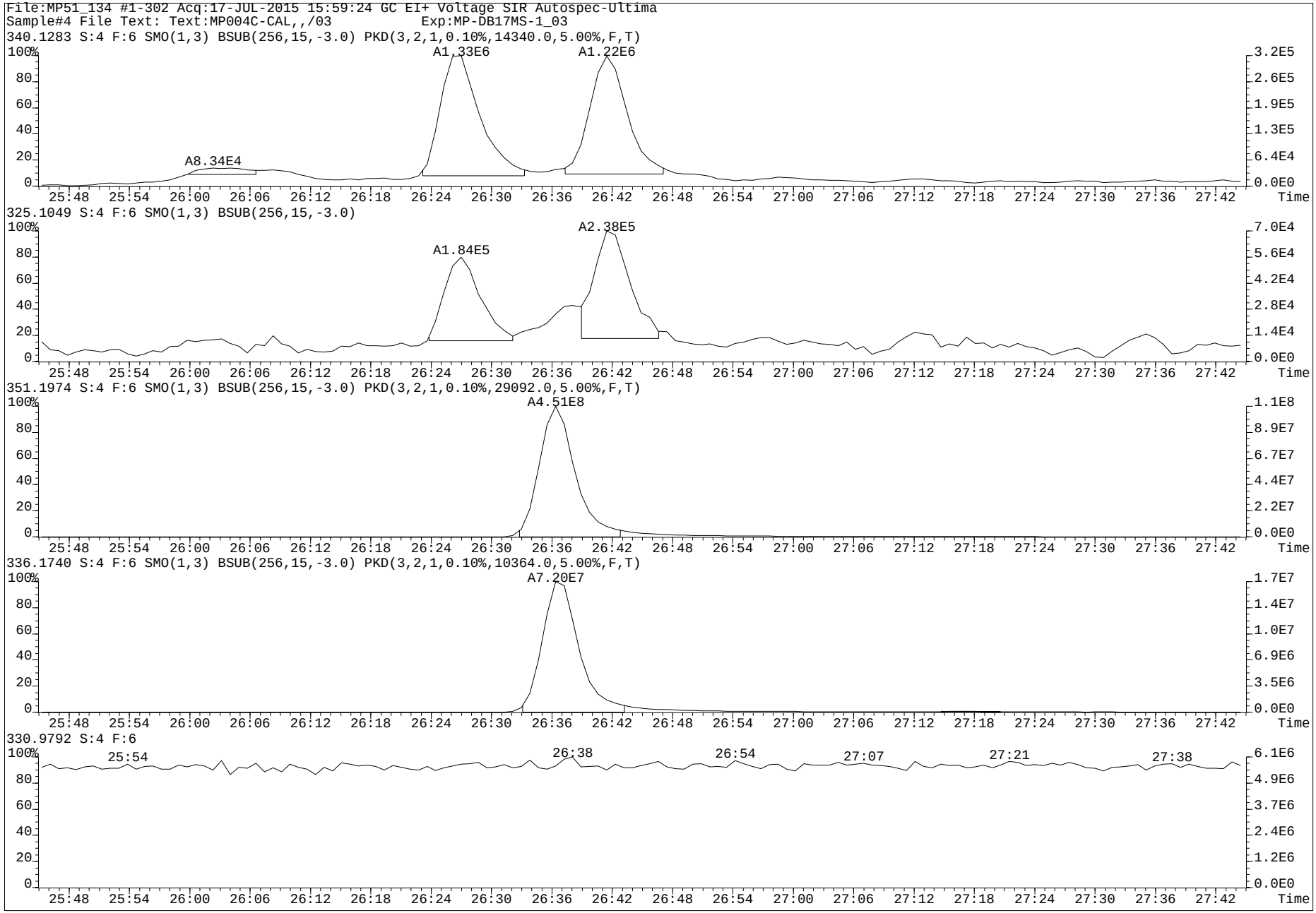
File:MP51_134 #1-302 Acq:17-JUL-2015 15:59:24 GC EI+ Voltage SIR Autospec-Ultima
Sample#4 File Text: Text:MP004C-CAL,,/03 Exp:MP-DB17MS-1_03
340.1283 S:4 F:6 SMO(1,3) BSUB(256,15,-3.0) PKD(3,2,1,0.10%,14340.0,5.00%,F,T)
A1.33E6
A1.22E6
A8.34E4
325.1049 S:4 F:6 SMO(1,3) BSUB(256,15,-3.0)
A2.38E5
A1.84E5
351.1974 S:4 F:6 SMO(1,3) BSUB(256,15,-3.0) PKD(3,2,1,0.10%,29092.0,5.00%,F,T)
A4.51E8
336.1740 S:4 F:6 SMO(1,3) BSUB(256,15,-3.0) PKD(3,2,1,0.10%,10364.0,5.00%,F,T)
A7.20E7
330.9792 S:4 F:6
25:54
26:38
26:54
27:07
27:21
27:38
Time

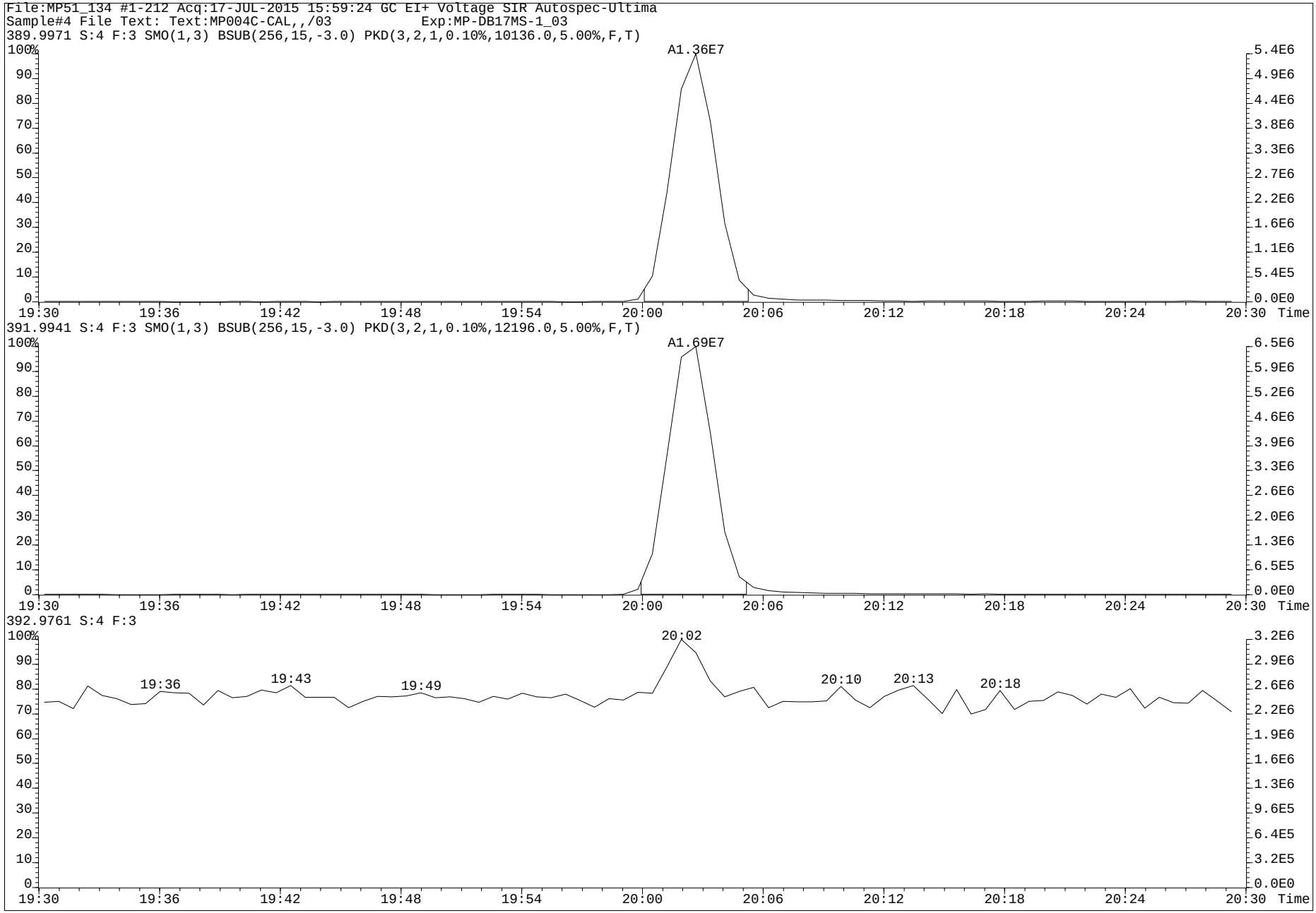
File:MP51_134 #1-212 Acq:17-JUL-2015 15:59:24 GC EI+ Voltage SIR Autospec-Ultima
Sample#4 File Text: Text:MP004C-CAL,,/03 Exp:MP-DB17MS-1_03
389.9971 S:4 F:3 SMO(1,3) BSUB(256,15,-3.0) PKD(3,2,1,0.10%,10136.0,5.00%,F,T)
A1.36E7
391.9941 S:4 F:3 SMO(1,3) BSUB(256,15,-3.0) PKD(3,2,1,0.10%,12196.0,5.00%,F,T)
A1.69E7
392.9761 S:4 F:3
20:02
19:36
19:43
19:49
20:10
20:13
20:18
Time

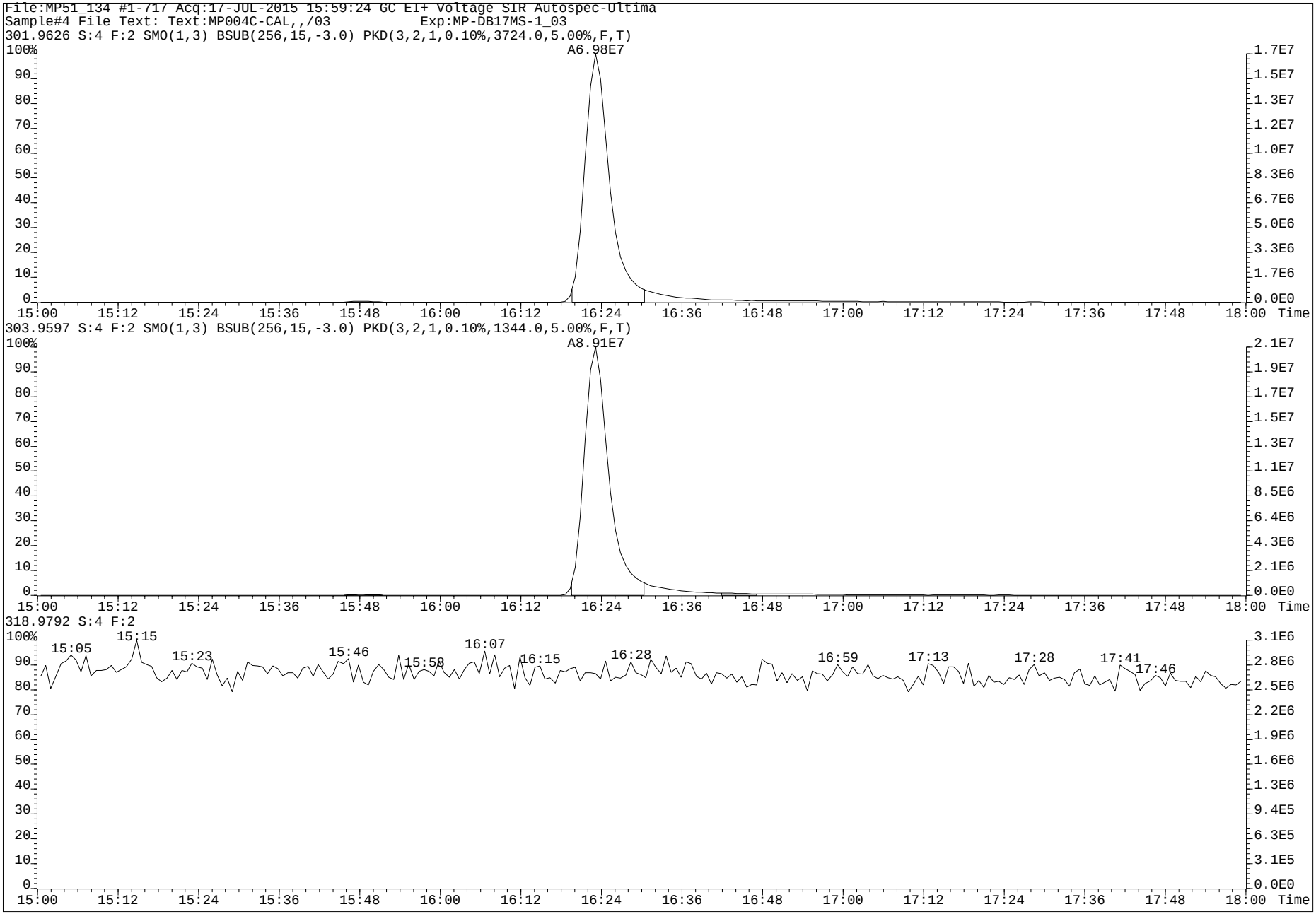
File:MP51_134 #1-717 Acq:17-JUL-2015 15:59:24 GC EI+ Voltage SIR Autospec-Ultima
Sample#4 File Text: Text:MP004C-CAL,,/03 Exp:MP-DB17MS-1_03
301.9626 S:4 F:2 SMO(1,3) BSUB(256,15,-3.0) PKD(3,2,1,0.10%,3724.0,5.00%,F,T)
A6.98E7
303.9597 S:4 F:2 SMO(1,3) BSUB(256,15,-3.0) PKD(3,2,1,0.10%,1344.0,5.00%,F,T)
A8.91E7
318.9792 S:4 F:2
15:05
15:15
15:23
15:46
15:58
16:07
16:15
16:28
16:59
17:13
17:28
17:41
17:46
Time

www.axysanalytical.com

Run #4 Filename MP51_134 S: 3 I: 1 Acquired: 17-JUL-15 15:25:19 Processed: 20-JUL-15 14:49:07
Run: mp51_134-a Analyte: MP-DB17-C06 Cal: mp51_134-8a Results: mp51_134-a Version: V3.6 6-JAN-2000 17:51:42
Sample text: MP004D-CAL,,/03 Comments: 1,,2.0uL CS-4 F1: 1.00 F2: 1.00

	Typ	Name	Amount	Resp	RA		RT	RF	RRF		Modified?
1	Unk	1-OH-Naphthalene	206.00	8.43e+08	0.90	n	8:06	-	1.1527	y	n
2	Unk	1-OH-Pyrene	206.00	9.87e+08	3.55	n	20:43	-	1.0194	y	n
3	Unk	3-OH-Chrysene	5.12	1.69e+07	2.00	n	22:59	-	0.8129	y	n
4	Unk	3-OH-Benz[a]anthracene	5.06	1.84e+07	1.99	n	23:10	-	0.9503	y	n
5	Unk	7,8-OH-Benzo[a]pyrene-C	5.07	*	*	n	NotF»	-	*	n	n
6	Unk	7,8-OH-Benzo[a]pyrene-T	5.08	*	*	n	NotF»	-	*	n	n
7	Unk	7,8-OH-Benzo[a]pyrene-3	10.14	*	*	n	NotF»	-	*	n	y
8	Unk	9-OH-Benzo[a]pyrene	5.13	6.75e+06	7.17	n	26:27	-	0.3250	y	y
9	Unk	3-OH-Benzo[a]pyrene	5.23	5.81e+06	5.17	n	26:41	-	0.6299	y	y
10	Unk	7,8-OH-Benzo[a]pyrene-4	10.14	*	*	n	NotF»	-	*	n	y
11	IS	13C6-1-OH-Naphthalene	250.00	8.88e+08	0.82	n	8:06	-	1.1111	y	n
12	IS	13C6-1-OH-Pyrene	250.00	1.17e+09	3.32	n	20:43	-	1.4703	y	n
13	IS	13C6-1-OH-BAA	252.00	9.63e+08	2.28	n	22:27	-	1.1965	y	n
14	IS	13C6-3-OH-Chrysene	252.50	1.02e+09	2.00	n	22:59	-	1.2675	y	n
15	IS	D11-3-OH-Benzo[a]pyrene	248.80	4.39e+08	6.33	n	26:36	-	0.5520	y	n
16	IS	13C-CL4-OH-PCB-79	50.00	3.32e+07	0.77	y	20:02	-	0.2077	y	n
17	IS	13C-CL4-PCB-79	0.00	*	*	n	NotF»	-	Div0	n	n
18	RS	13C-CL4-PCB-81	50.00	1.60e+08	0.79	y	16:23	3.20e+06	-	n	n
19	Tot	Fn1 Lock	0.00	-			-	-	-	n	n
20	Tot	Fn2 Lock	0.00	-			-	-	-	n	n
21	Tot	Fn3 Lock	0.00	-			-	-	-	n	n
22	Tot	Fn4 Lock	0.00	-			-	-	-	n	n
23	Tot	Fn4 Lock	0.00	-			-	-	-	n	n
24	Tot	Fn5 Lock	0.00	-			-	-	-	n	n
25	Tot	Fn6 Lock	0.00	-			-	-	-	n	n

PV AS 23-JUL-2015

EV by MW
10-Aug-2015

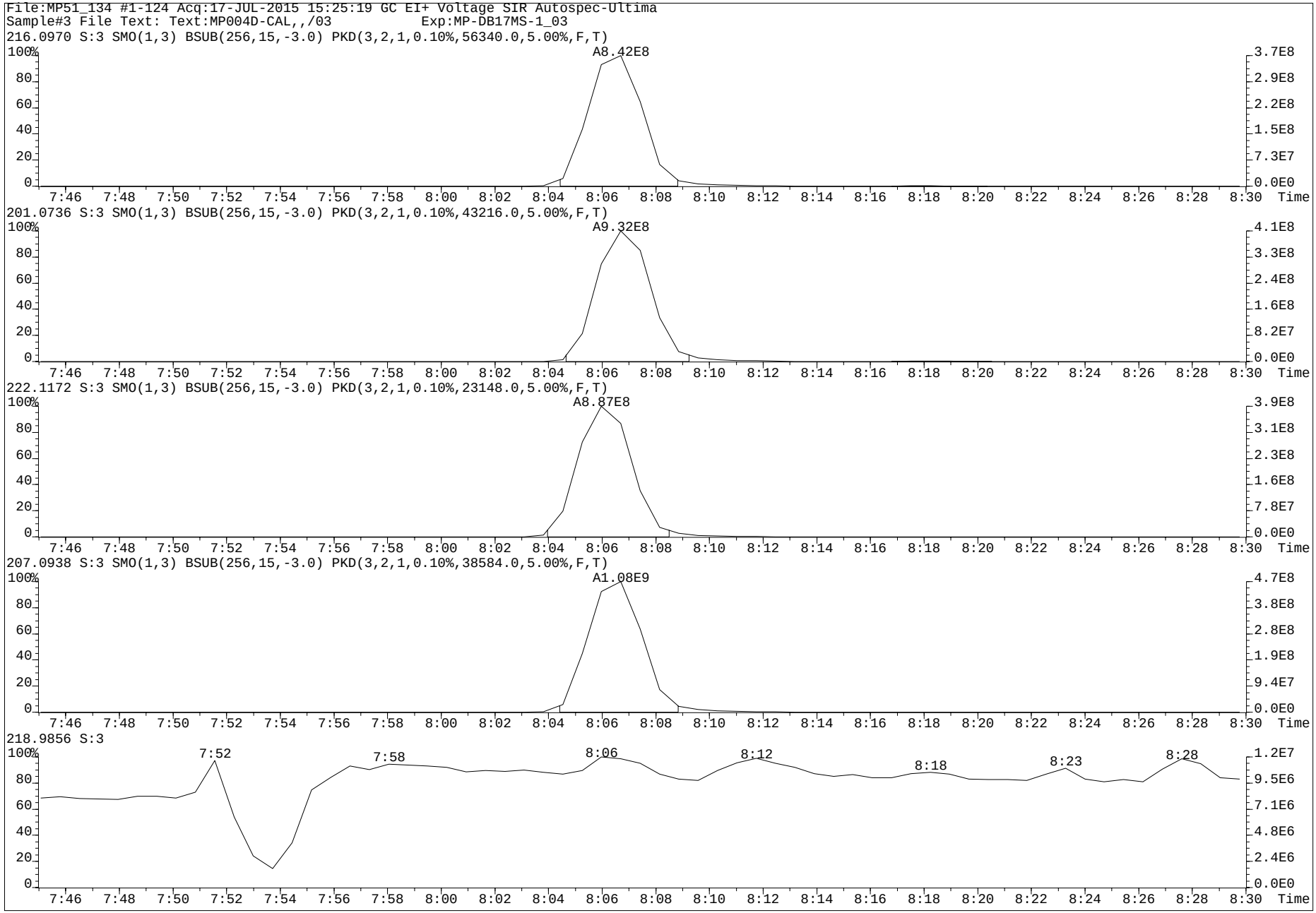
File:MP51_134 #1-124 Acq:17-JUL-2015 15:25:19 GC EI+ Voltage SIR Autospec-Ultima
Sample#3 File Text: Text:MP004D-CAL,,/03 Exp:MP-DB17MS-1_03
216.0970 S:3 SMO(1,3) BSUB(256,15,-3.0) PKD(3,2,1,0.10%,56340.0,5.00%,F,T)
A8.42E8
201.0736 S:3 SMO(1,3) BSUB(256,15,-3.0) PKD(3,2,1,0.10%,43216.0,5.00%,F,T)
A9.32E8
222.1172 S:3 SMO(1,3) BSUB(256,15,-3.0) PKD(3,2,1,0.10%,23148.0,5.00%,F,T)
A8.87E8
207.0938 S:3 SMO(1,3) BSUB(256,15,-3.0) PKD(3,2,1,0.10%,38584.0,5.00%,F,T)
A1.08E9
218.9856 S:3
7:52
7:58
8:06
8:12
8:18
8:23
8:28
Time

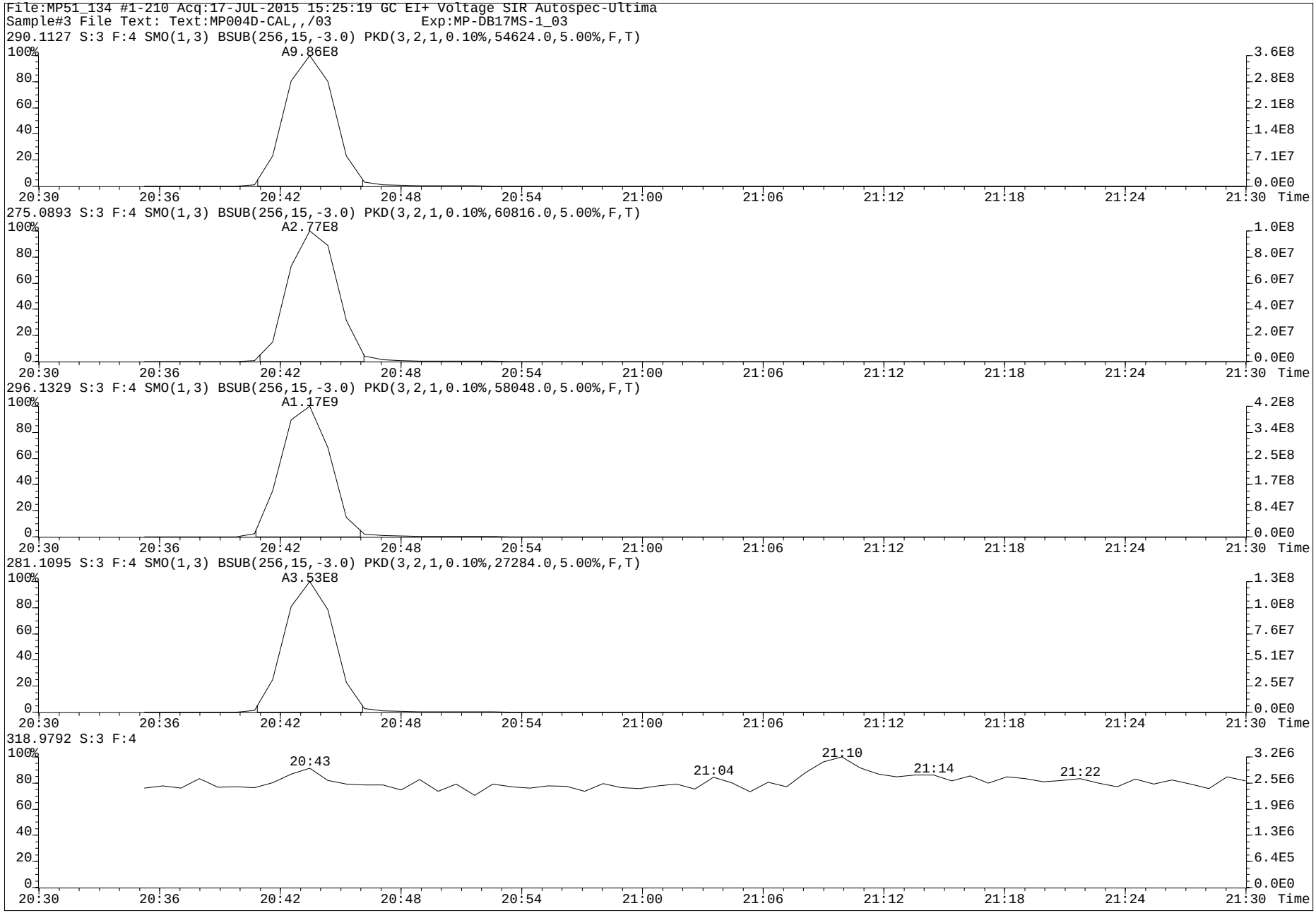
File:MP51_134 #1-210 Acq:17-JUL-2015 15:25:19 GC EI+ Voltage SIR Autospec-Ultima
Sample#3 File Text: Text:MP004D-CAL,,/03 Exp:MP-DB17MS-1_03
290.1127 S:3 F:4 SMO(1,3) BSUB(256,15,-3.0) PKD(3,2,1,0.10%,54624.0,5.00%,F,T)
A9.86E8
275.0893 S:3 F:4 SMO(1,3) BSUB(256,15,-3.0) PKD(3,2,1,0.10%,60816.0,5.00%,F,T)
A2.77E8
296.1329 S:3 F:4 SMO(1,3) BSUB(256,15,-3.0) PKD(3,2,1,0.10%,58048.0,5.00%,F,T)
A1.17E9
281.1095 S:3 F:4 SMO(1,3) BSUB(256,15,-3.0) PKD(3,2,1,0.10%,27284.0,5.00%,F,T)
A3.53E8
318.9792 S:3 F:4
20:43
21:04
21:10
21:14
21:22
20:30 20:36 20:42 20:48 20:54 21:00 21:06 21:12 21:18 21:24 21:30 Time

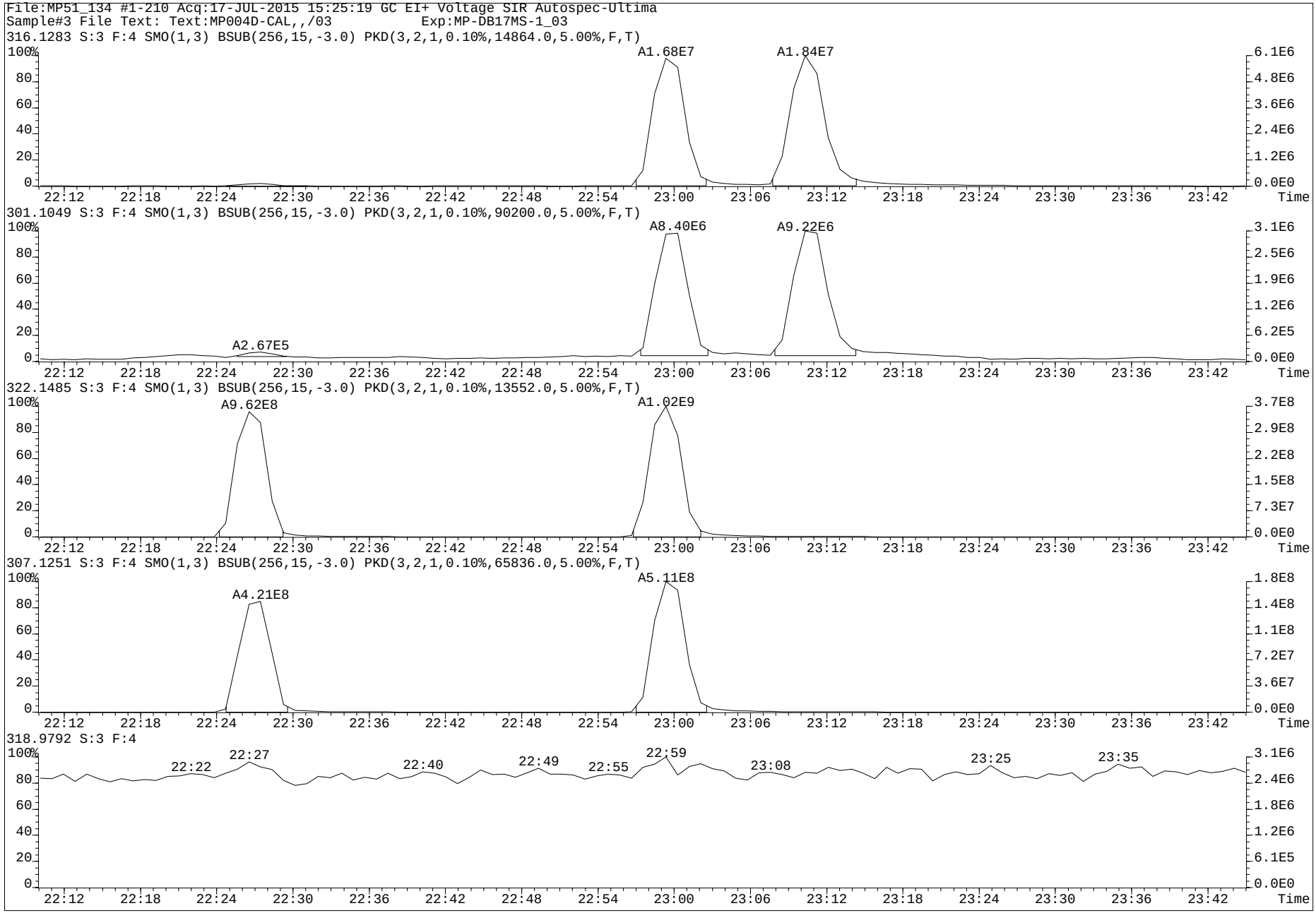
File:MP51_134 #1-210 Acq:17-JUL-2015 15:25:19 GC EI+ Voltage SIR Autospec-Ultima
Sample#3 File Text: Text:MP004D-CAL,,/03 Exp:MP-DB17MS-1_03
316.1283 S:3 F:4 SMO(1,3) BSUB(256,15,-3.0) PKD(3,2,1,0.10%,14864.0,5.00%,F,T)
A1.68E7
A1.84E7
301.1049 S:3 F:4 SMO(1,3) BSUB(256,15,-3.0) PKD(3,2,1,0.10%,90200.0,5.00%,F,T)
A8.40E6
A9.22E6
A2.67E5
322.1485 S:3 F:4 SMO(1,3) BSUB(256,15,-3.0) PKD(3,2,1,0.10%,13552.0,5.00%,F,T)
A9.62E8
A1.02E9
307.1251 S:3 F:4 SMO(1,3) BSUB(256,15,-3.0) PKD(3,2,1,0.10%,65836.0,5.00%,F,T)
A4.21E8
A5.11E8
318.9792 S:3 F:4
22:22
22:27
22:40
22:49
22:55
22:59
23:08
23:25
23:35
Time

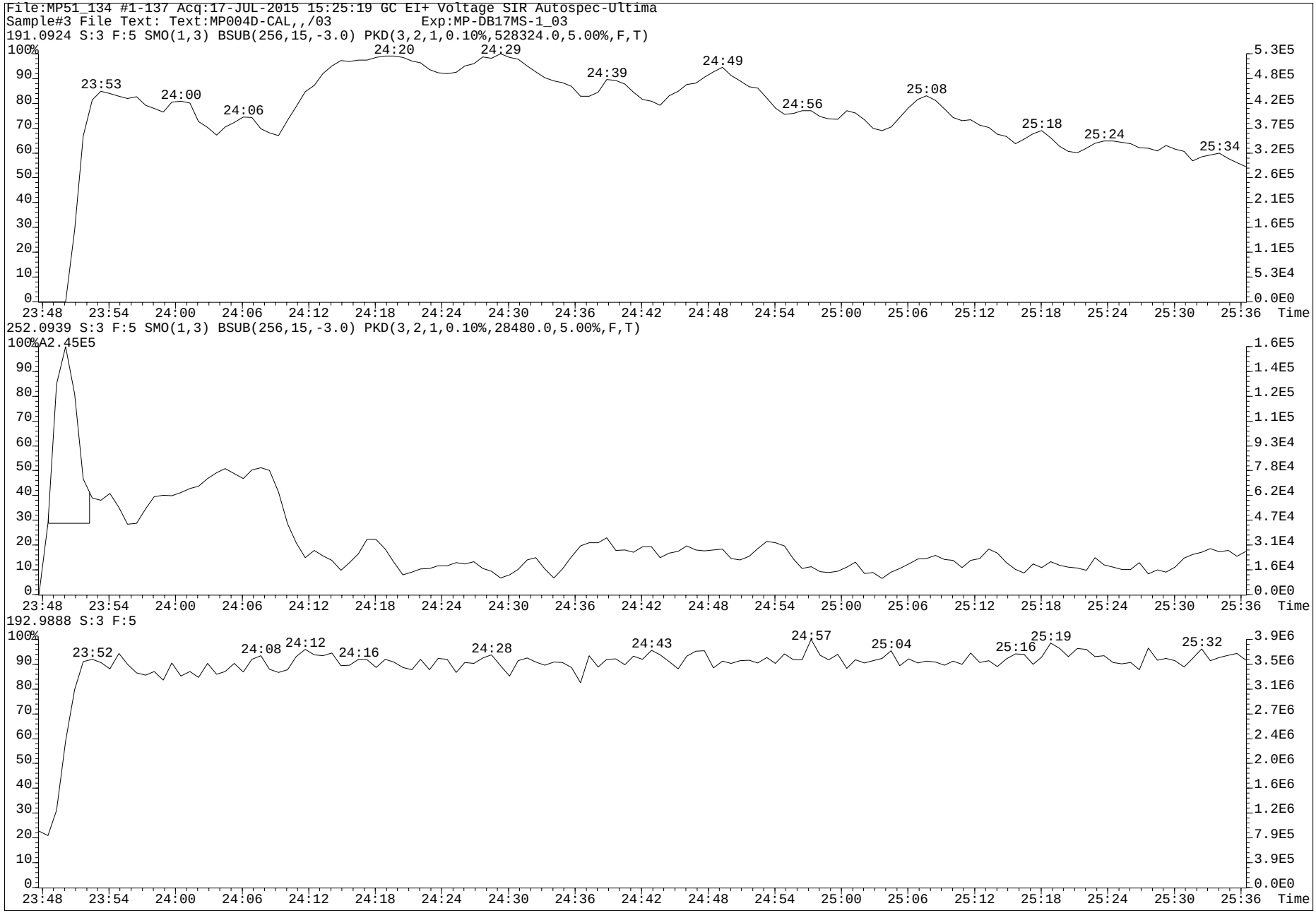
File:MP51_134 #1-137 Acq:17-JUL-2015 15:25:19 GC EI+ Voltage SIR Autospec-Ultima
Sample#3 File Text: Text:MP004D-CAL,,/03 Exp:MP-DB17MS-1_03
191.0924 S:3 F:5 SMO(1,3) BSUB(256,15,-3.0) PKD(3,2,1,0.10%,528324.0,5.00%,F,T)
23:53
24:00
24:06
24:20
24:29
24:39
24:49
24:56
25:08
25:18
25:24
25:34
252.0939 S:3 F:5 SMO(1,3) BSUB(256,15,-3.0) PKD(3,2,1,0.10%,28480.0,5.00%,F,T)
A2.45E5
192.9888 S:3 F:5
23:52
24:08
24:12
24:16
24:28
24:43
24:57
25:04
25:16
25:19
25:32
Time

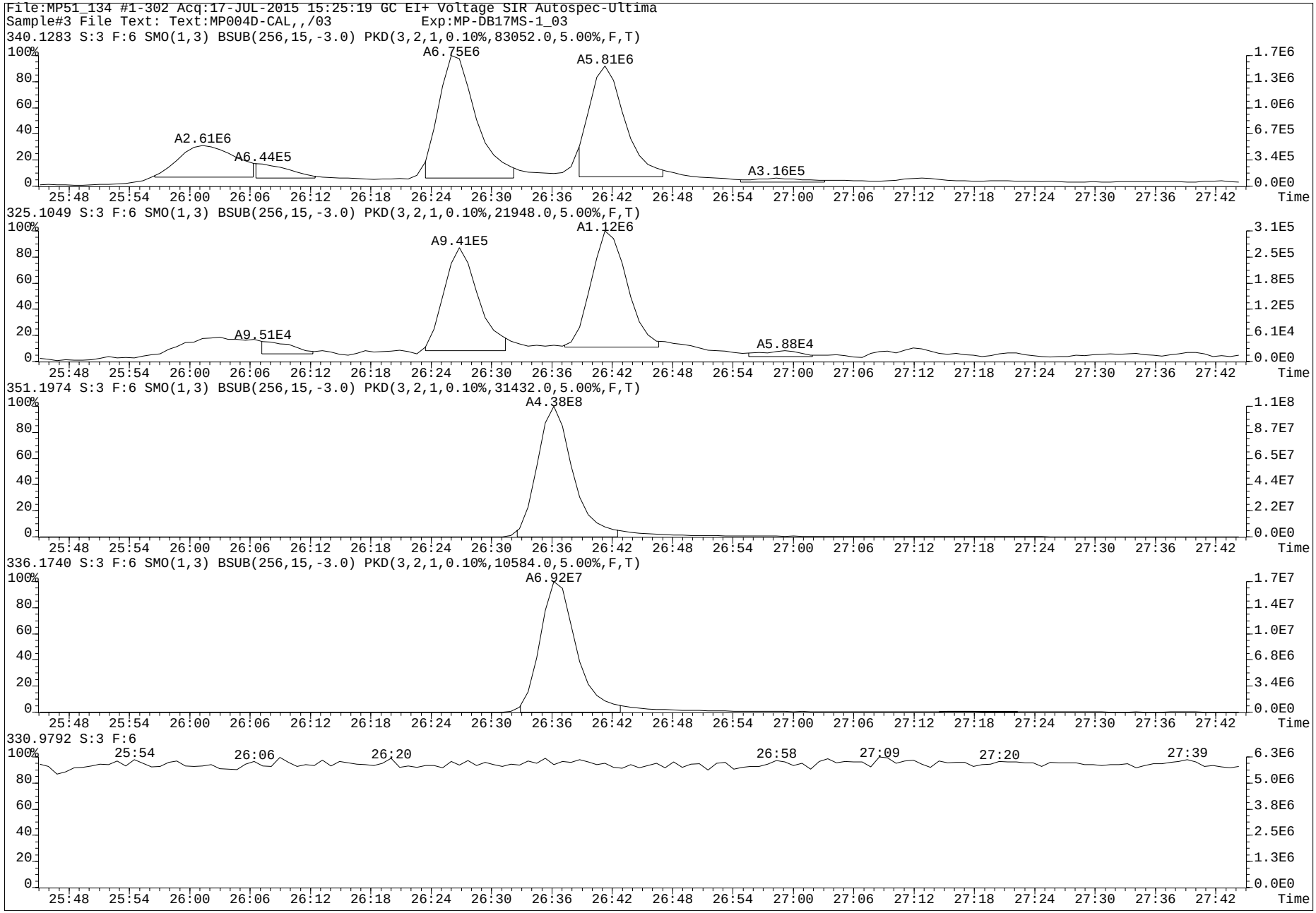
File:MP51_134 #1-302 Acq:17-JUL-2015 15:25:19 GC EI+ Voltage SIR Autospec-Ultima
Sample#3 File Text: Text:MP004D-CAL,,/03 Exp:MP-DB17MS-1_03
340.1283 S:3 F:6 SMO(1,3) BSUB(256,15,-3.0) PKD(3,2,1,0.10%,83052.0,5.00%,F,T)
A6.75E6
A5.81E6
A2.61E6
A6.44E5
A3.16E5
325.1049 S:3 F:6 SMO(1,3) BSUB(256,15,-3.0) PKD(3,2,1,0.10%,21948.0,5.00%,F,T)
A1.12E6
A9.41E5
A9.51E4
A5.88E4
351.1974 S:3 F:6 SMO(1,3) BSUB(256,15,-3.0) PKD(3,2,1,0.10%,31432.0,5.00%,F,T)
A4.38E8
336.1740 S:3 F:6 SMO(1,3) BSUB(256,15,-3.0) PKD(3,2,1,0.10%,10584.0,5.00%,F,T)
A6.92E7
330.9792 S:3 F:6
25:54
26:06
26:20
26:58
27:09
27:20
27:39
Time

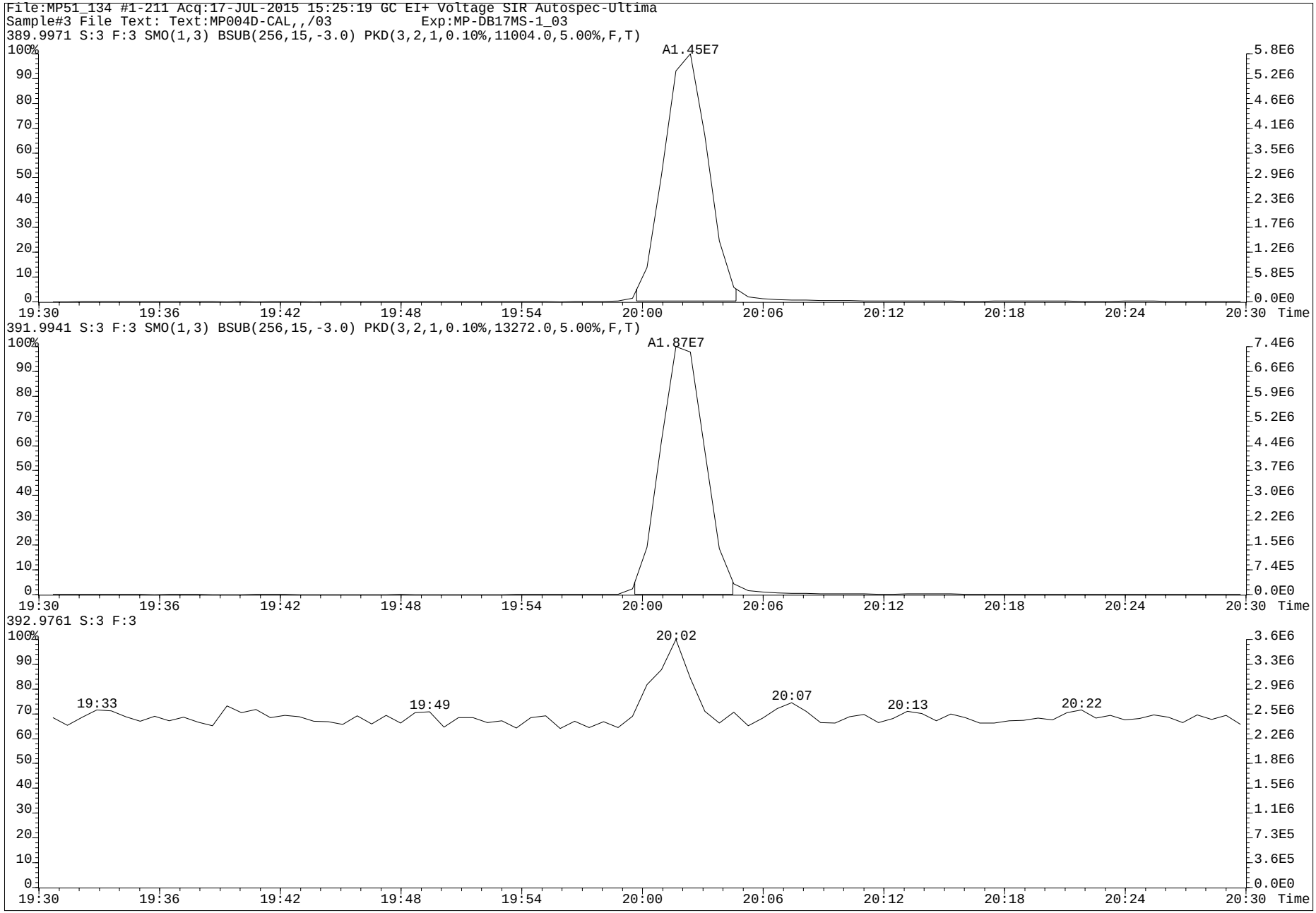
File:MP51_134 #1-211 Acq:17-JUL-2015 15:25:19 GC EI+ Voltage SIR Autospec-Ultima
Sample#3 File Text: Text:MP004D-CAL,,/03 Exp:MP-DB17MS-1_03
389.9971 S:3 F:3 SMO(1,3) BSUB(256,15,-3.0) PKD(3,2,1,0.10%,11004.0,5.00%,F,T)
A1.45E7
391.9941 S:3 F:3 SMO(1,3) BSUB(256,15,-3.0) PKD(3,2,1,0.10%,13272.0,5.00%,F,T)
A1.87E7
392.9761 S:3 F:3
20:02
19:33
19:49
20:07
20:13
20:22
Time

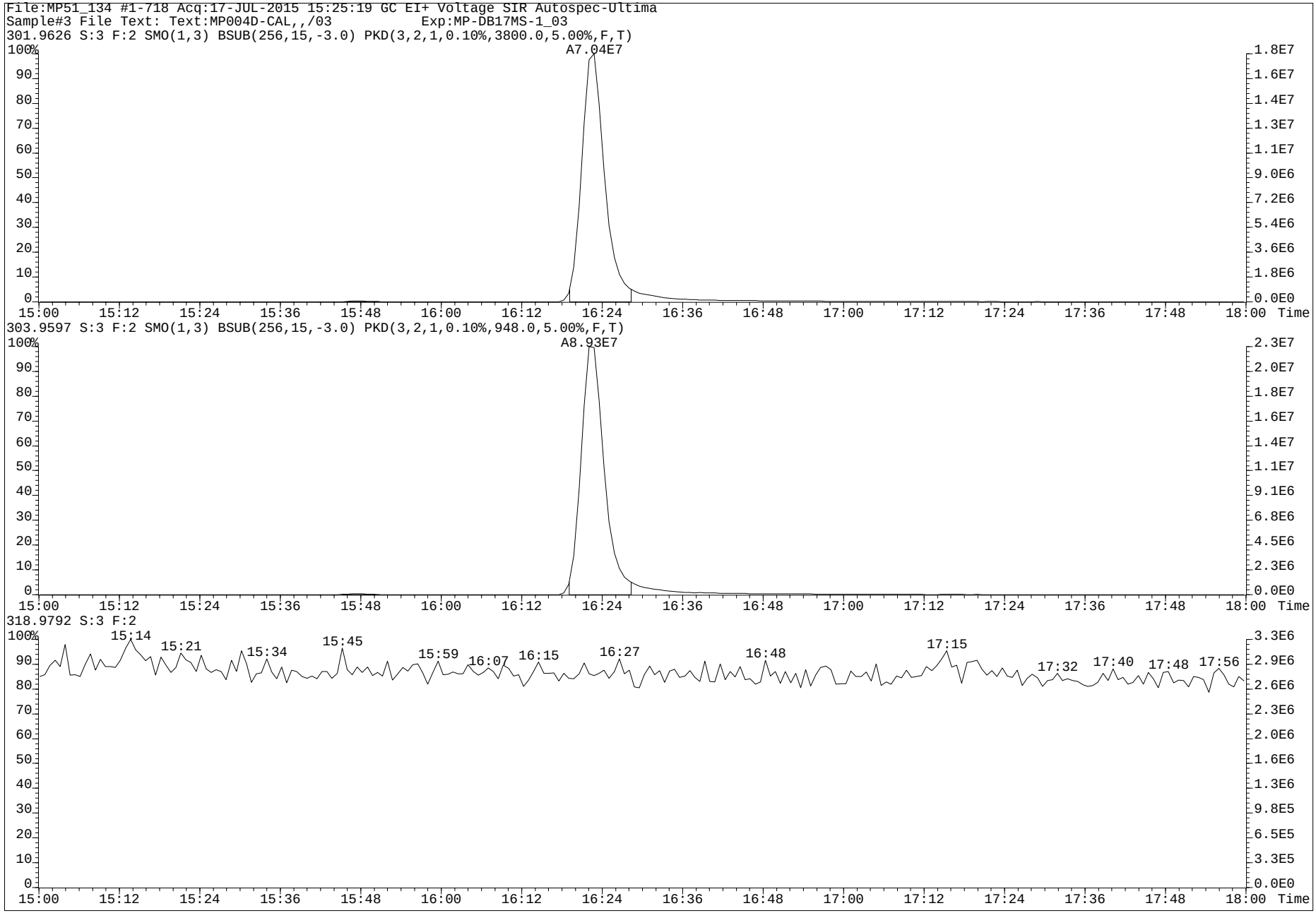
File:MP51_134 #1-718 Acq:17-JUL-2015 15:25:19 GC EI+ Voltage SIR Autospec-Ultima
Sample#3 File Text: Text:MP004D-CAL,,/03 Exp:MP-DB17MS-1_03
301.9626 S:3 F:2 SMO(1,3) BSUB(256,15,-3.0) PKD(3,2,1,0.10%,3800.0,5.00%,F,T)
A7.04E7
303.9597 S:3 F:2 SMO(1,3) BSUB(256,15,-3.0) PKD(3,2,1,0.10%,948.0,5.00%,F,T)
A8.93E7
318.9792 S:3 F:2
15:14
15:21
15:34
15:45
15:59
16:07
16:15
16:27
16:48
17:15
17:32
17:40
17:48
17:56
Time

www.axysanalytical.com

Run #5 Filename MP51_134 S: 2 I: 1 Acquired: 17-JUL-15 14:31:26 Processed: 20-JUL-15 14:49:07
Run: mp51_134-a Analyte: MP-DB17-C06 Cal: mp51_134-8a Results: mp51_134-a Version: V3.6 6-JAN-2000 17:51:42
Sample text: MP004E-CAL,,/03 Comments: 1,,2.0uL CS-5/Cal F1: 10.00 F2: 1.00

	Typ	Name	Amount	Resp	RA		RT	RF	RRF		Modified?
1	Unk	1-OH-Naphthalene	206.00	8.82e+08	0.86	n	8:07	-	1.2121	y	n
2	Unk	1-OH-Pyrene	206.00	1.13e+09	3.67	n	20:44	-	1.0210	y	n
3	Unk	3-OH-Chrysene	51.20	1.69e+08	1.97	n	23:00	-	0.7353	y	n
4	Unk	3-OH-Benz[a]anthracene	50.60	2.07e+08	2.03	n	23:11	-	0.9960	y	n
5	Unk	7,8-OH-Benzo[a]pyrene-C	50.70	*	*	n	NotF»	-	*	n	y
6	Unk	7,8-OH-Benzo[a]pyrene-T	50.80	*	*	n	NotF»	-	*	n	y
7	Unk	7,8-OH-Benzo[a]pyrene-3	101.40	*	*	n	NotF»	-	*	n	y
8	Unk	9-OH-Benzo[a]pyrene	51.30	8.82e+07	6.82	n	26:26	-	0.3836	y	n
9	Unk	3-OH-Benzo[a]pyrene	52.30	7.31e+07	5.30	n	26:42	-	0.6428	y	n
10	Unk	7,8-OH-Benzo[a]pyrene-4	101.40	*	*	n	NotF»	-	*	n	y
11	IS	13C6-1-OH-Naphthalene	250.00	8.83e+08	0.79	n	8:07	-	0.9569	y	n
12	IS	13C6-1-OH-Pyrene	250.00	1.34e+09	3.44	n	20:44	-	1.4507	y	n
13	IS	13C6-1-OH-BAA	252.00	1.04e+09	2.37	n	22:27	-	1.1149	y	n
14	IS	13C6-3-OH-Chrysene	252.50	1.13e+09	2.00	n	23:00	-	1.2147	y	n
15	IS	D11-3-OH-Benzo[a]pyrene	248.80	5.41e+08	6.32	n	26:36	-	0.5894	y	n
16	IS	13C-CL4-OH-PCB-79	50.00	3.62e+07	0.77	y	20:03	-	0.1962	y	n
17	IS	13C-CL4-PCB-79	0.00	*	*	n	NotF»	-	Div0	n	n
18	RS	13C-CL4-PCB-81	50.00	1.85e+08	0.80	y	16:23	3.69e+06	-	n	n
19	Tot	Fn1 Lock	0.00	-			-	-	-	n	n
20	Tot	Fn2 Lock	0.00	-			-	-	-	n	n
21	Tot	Fn3 Lock	0.00	-			-	-	-	n	n
22	Tot	Fn4 Lock	0.00	-			-	-	-	n	n
23	Tot	Fn4 Lock	0.00	-			-	-	-	n	n
24	Tot	Fn5 Lock	0.00	-			-	-	-	n	n
25	Tot	Fn6 Lock	0.00	-			-	-	-	n	n

PV AS 23-JUL-2015

SV by MW
10-Aug-2015

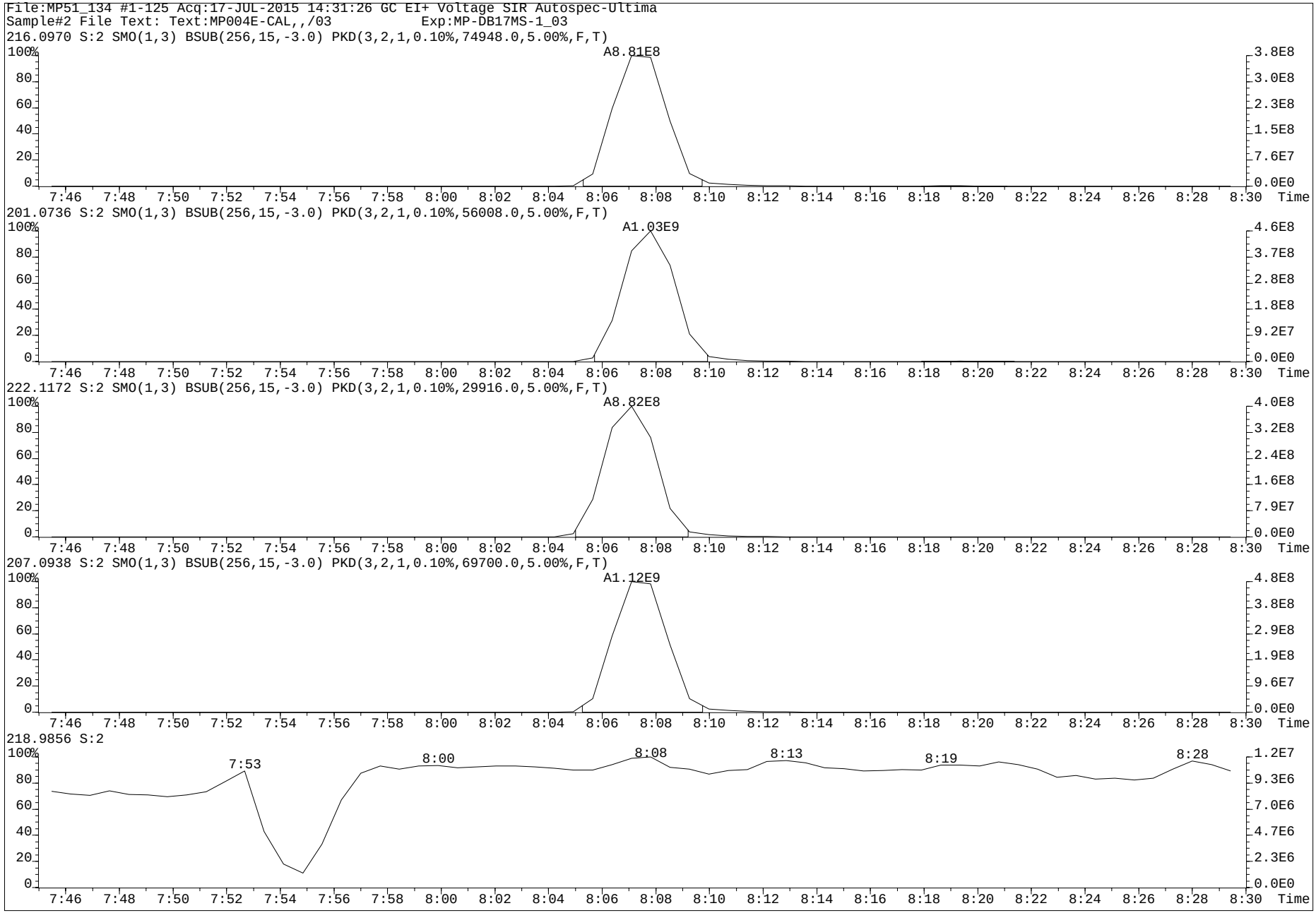
File:MP51_134 #1-125 Acq:17-JUL-2015 14:31:26 GC EI+ Voltage SIR Autospec-Ultima
Sample#2 File Text: Text:MP004E-CAL,,/03 Exp:MP-DB17MS-1_03
216.0970 S:2 SMO(1,3) BSUB(256,15,-3.0) PKD(3,2,1,0.10%,74948.0,5.00%,F,T)
A8.81E8
201.0736 S:2 SMO(1,3) BSUB(256,15,-3.0) PKD(3,2,1,0.10%,56008.0,5.00%,F,T)
A1.03E9
222.1172 S:2 SMO(1,3) BSUB(256,15,-3.0) PKD(3,2,1,0.10%,29916.0,5.00%,F,T)
A8.82E8
207.0938 S:2 SMO(1,3) BSUB(256,15,-3.0) PKD(3,2,1,0.10%,69700.0,5.00%,F,T)
A1.12E9
218.9856 S:2
7:53
8:00
8:08
8:13
8:19
8:28
Time

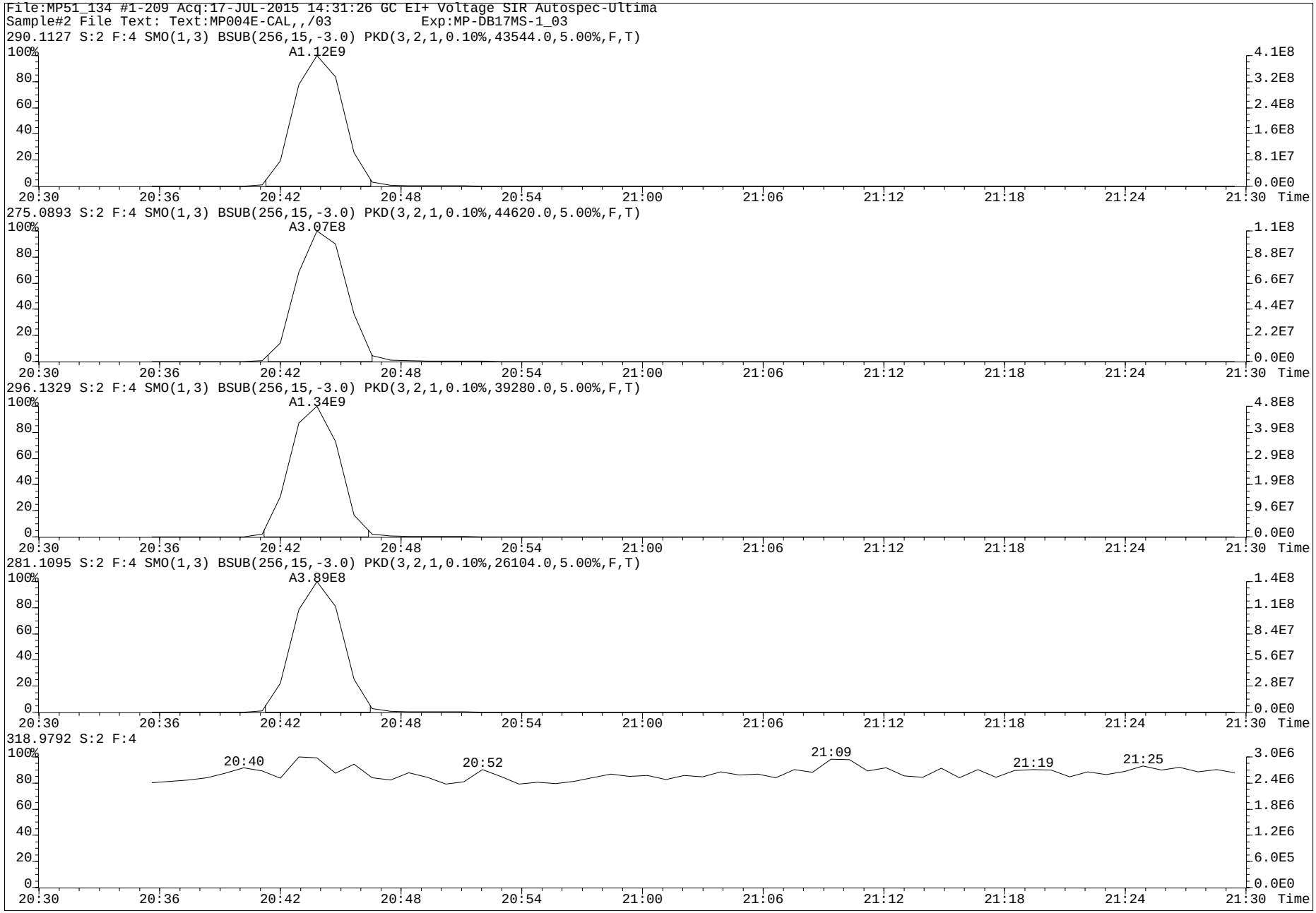
File:MP51_134 #1-209 Acq:17-JUL-2015 14:31:26 GC EI+ Voltage SIR Autospec-Ultima
Sample#2 File Text: Text:MP004E-CAL,,/03 Exp:MP-DB17MS-1_03
290.1127 S:2 F:4 SMO(1,3) BSUB(256,15,-3.0) PKD(3,2,1,0.10%,43544.0,5.00%,F,T)
A1.12E9
275.0893 S:2 F:4 SMO(1,3) BSUB(256,15,-3.0) PKD(3,2,1,0.10%,44620.0,5.00%,F,T)
A3.07E8
296.1329 S:2 F:4 SMO(1,3) BSUB(256,15,-3.0) PKD(3,2,1,0.10%,39280.0,5.00%,F,T)
A1.34E9
281.1095 S:2 F:4 SMO(1,3) BSUB(256,15,-3.0) PKD(3,2,1,0.10%,26104.0,5.00%,F,T)
A3.89E8
318.9792 S:2 F:4
20:40
20:52
21:09
21:19
21:25
Time

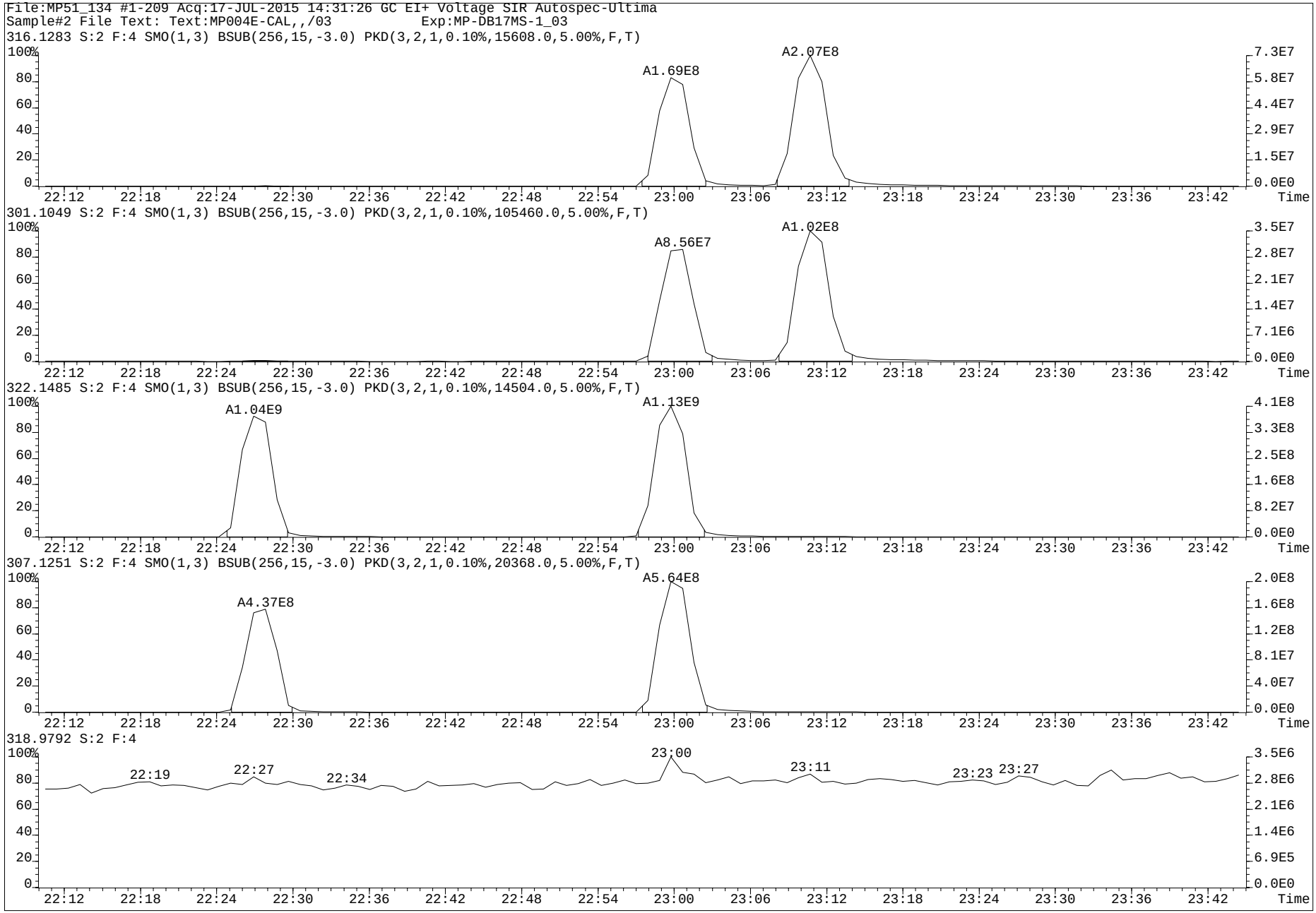
File:MP51_134 #1-209 Acq:17-JUL-2015 14:31:26 GC EI+ Voltage SIR Autospec-Ultima
Sample#2 File Text: Text:MP004E-CAL,,/03 Exp:MP-DB17MS-1_03
316.1283 S:2 F:4 SMO(1,3) BSUB(256,15,-3.0) PKD(3,2,1,0.10%,15608.0,5.00%,F,T)
A1.69E8
A2.07E8
301.1049 S:2 F:4 SMO(1,3) BSUB(256,15,-3.0) PKD(3,2,1,0.10%,105460.0,5.00%,F,T)
A8.56E7
A1.02E8
322.1485 S:2 F:4 SMO(1,3) BSUB(256,15,-3.0) PKD(3,2,1,0.10%,14504.0,5.00%,F,T)
A1.04E9
A1.13E9
307.1251 S:2 F:4 SMO(1,3) BSUB(256,15,-3.0) PKD(3,2,1,0.10%,20368.0,5.00%,F,T)
A4.37E8
A5.64E8
318.9792 S:2 F:4
22:19
22:27
22:34
23:00
23:11
23:23
23:27
Time

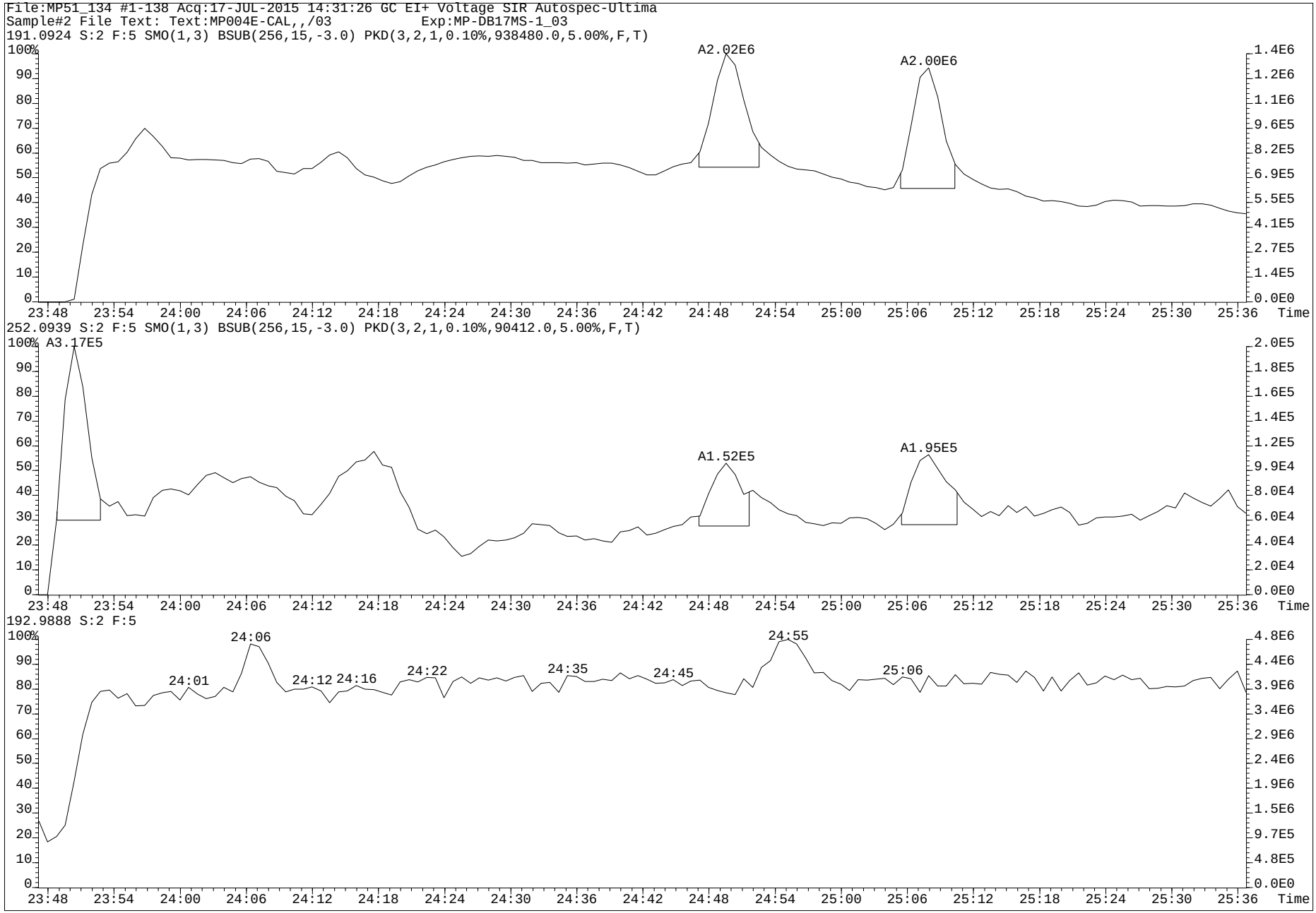
File:MP51_134 #1-138 Acq:17-JUL-2015 14:31:26 GC EI+ Voltage SIR Autospec-Ultima
Sample#2 File Text: Text:MP004E-CAL,,/03 Exp:MP-DB17MS-1_03
191.0924 S:2 F:5 SMO(1,3) BSUB(256,15,-3.0) PKD(3,2,1,0.10%,938480.0,5.00%,F,T)
A2.02E6
A2.00E6
252.0939 S:2 F:5 SMO(1,3) BSUB(256,15,-3.0) PKD(3,2,1,0.10%,90412.0,5.00%,F,T)
A3.17E5
A1.52E5
A1.95E5
192.9888 S:2 F:5
24:01
24:06
24:12
24:16
24:22
24:35
24:45
24:55
25:06
Time

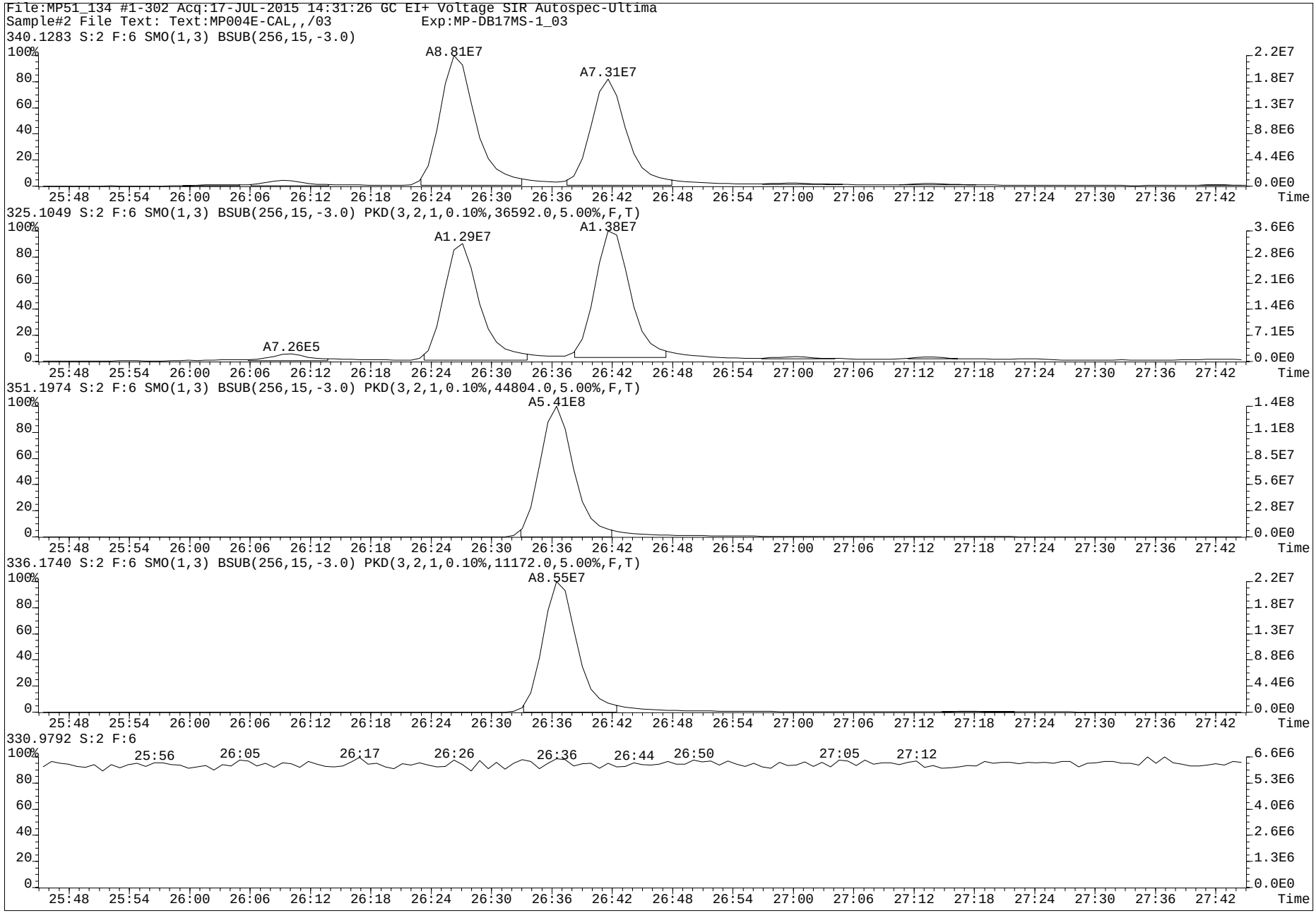
File:MP51_134 #1-302 Acq:17-JUL-2015 14:31:26 GC EI+ Voltage SIR Autospec-Ultima
Sample#2 File Text: Text:MP004E-CAL,,/03 Exp:MP-DB17MS-1_03
340.1283 S:2 F:6 SMO(1,3) BSUB(256,15,-3.0)
A8.81E7
A7.31E7
325.1049 S:2 F:6 SMO(1,3) BSUB(256,15,-3.0) PKD(3,2,1,0.10%,36592.0,5.00%,F,T)
A1.29E7
A1.38E7
A7.26E5
351.1974 S:2 F:6 SMO(1,3) BSUB(256,15,-3.0) PKD(3,2,1,0.10%,44804.0,5.00%,F,T)
A5.41E8
336.1740 S:2 F:6 SMO(1,3) BSUB(256,15,-3.0) PKD(3,2,1,0.10%,11172.0,5.00%,F,T)
A8.55E7
330.9792 S:2 F:6
25:56
26:05
26:17
26:26
26:36
26:44
26:50
27:05
27:12
Time

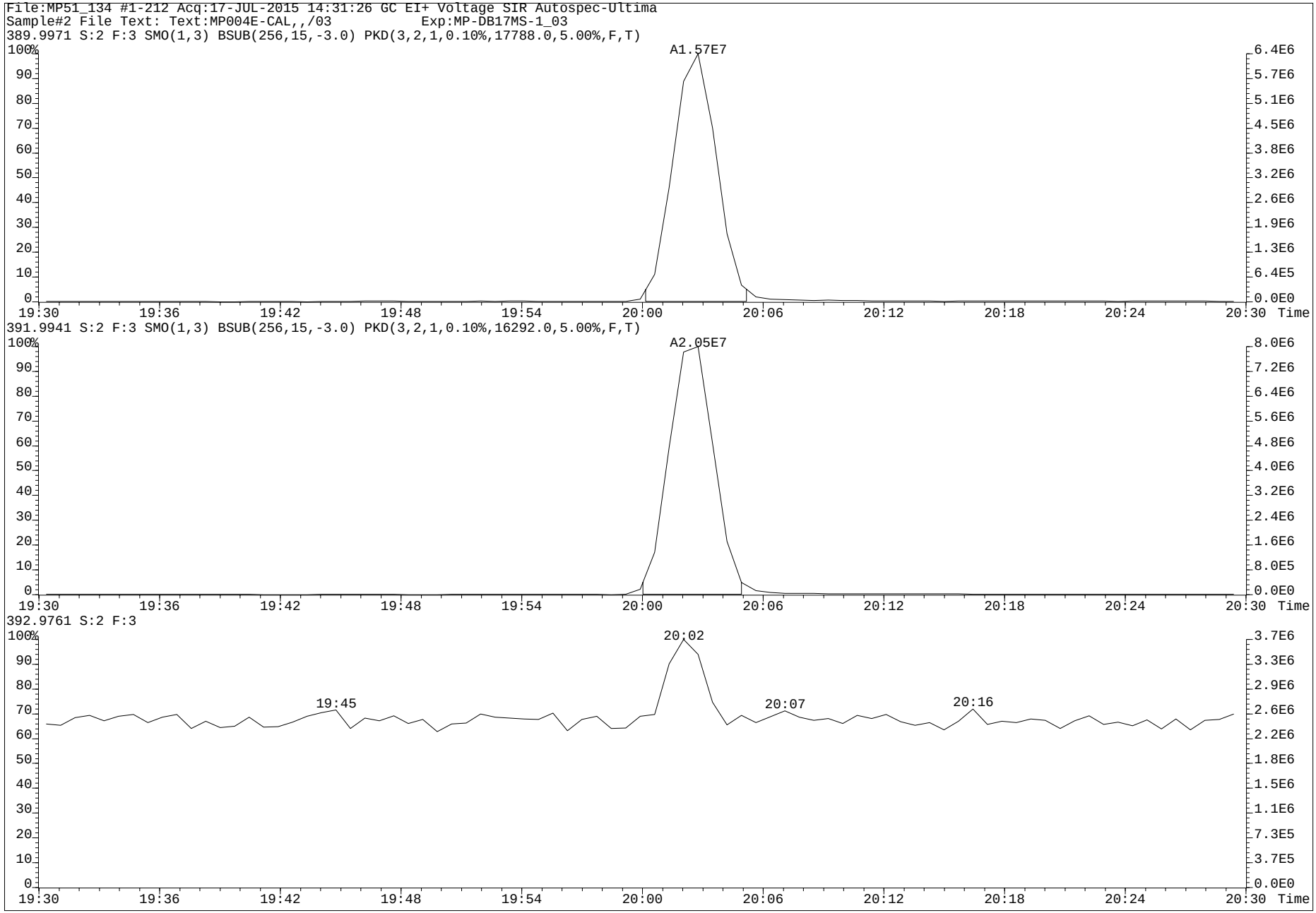
File:MP51_134 #1-212 Acq:17-JUL-2015 14:31:26 GC EI+ Voltage SIR Autospec-Ultima
Sample#2 File Text: Text:MP004E-CAL,,/03 Exp:MP-DB17MS-1_03
389.9971 S:2 F:3 SMO(1,3) BSUB(256,15,-3.0) PKD(3,2,1,0.10%,17788.0,5.00%,F,T)
A1.57E7
391.9941 S:2 F:3 SMO(1,3) BSUB(256,15,-3.0) PKD(3,2,1,0.10%,16292.0,5.00%,F,T)
A2.05E7
392.9761 S:2 F:3
20:02
19:45
20:07
20:16
Time

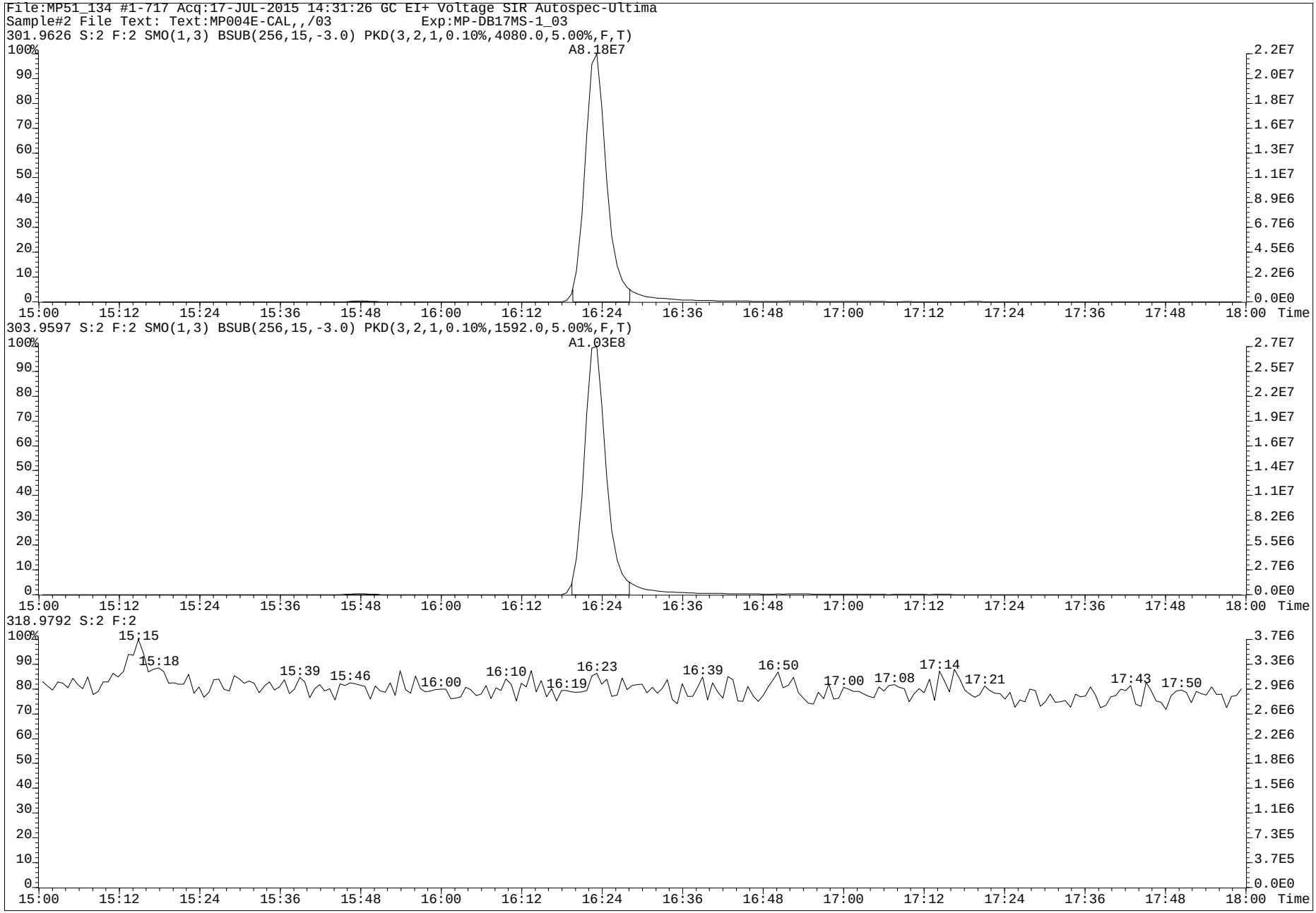
File:MP51_134 #1-717 Acq:17-JUL-2015 14:31:26 GC EI+ Voltage SIR Autospec-Ultima
Sample#2 File Text: Text:MP004E-CAL,,/03 Exp:MP-DB17MS-1_03
301.9626 S:2 F:2 SMO(1,3) BSUB(256,15,-3.0) PKD(3,2,1,0.10%,4080.0,5.00%,F,T)
A8.18E7
303.9597 S:2 F:2 SMO(1,3) BSUB(256,15,-3.0) PKD(3,2,1,0.10%,1592.0,5.00%,F,T)
A1.03E8
318.9792 S:2 F:2
15:15
15:18
15:39
15:46
16:00
16:10
16:19
16:23
16:39
16:50
17:00
17:08
17:14
17:21
17:43
17:50
Time

www.axysanalytical.com

Run #6 Filename MP51_134 S: 9 I: 1 Acquired: 17-JUL-15 18:49:57 Processed: 20-JUL-15 14:49:08
Run: mp51_134-a Analyte: MP-DB17-C06 Cal: mp51_134-8a Results: mp51_134-a Version: V3.6 6-JAN-2000 17:51:42
Sample text: MP004F-CAL,,/03 Comments: 1,,2.0uL CS-6 F1: 50.00 F2: 1.00

	Typ	Name	Amount	Resp	RA		RT	RF	RRF		Modified?
1	Unk	1-OH-Naphthalene	206.00	9.31e+08	0.89	n	8:06	-	1.2655	y	n
2	Unk	1-OH-Pyrene	206.00	9.84e+08	3.57	n	20:43	-	1.0329	y	n
3	Unk	3-OH-Chrysene	256.00	8.21e+08	1.91	n	22:59	-	0.7722	y	n
4	Unk	3-OH-Benz[a]anthracene	253.00	9.95e+08	1.94	n	23:10	-	1.0955	y	n
5	Unk	7,8-OH-Benzo[a]pyrene-C	253.50	*	*	n	NotF»	-	*	n	n
6	Unk	7,8-OH-Benzo[a]pyrene-T	254.00	*	*	n	NotF»	-	*	n	n
7	Unk	7,8-OH-Benzo[a]pyrene-3	507.00	*	*	n	NotF»	-	*	n	y
8	Unk	9-OH-Benzo[a]pyrene	256.50	3.78e+08	6.75	n	26:25	-	0.3547	y	n
9	Unk	3-OH-Benzo[a]pyrene	261.50	3.14e+08	5.19	n	26:41	-	0.7003	y	n
10	Unk	7,8-OH-Benzo[a]pyrene-4	507.00	*	*	n	NotF»	-	*	n	y
11	IS	13C6-1-OH-Naphthalene	250.00	8.93e+08	0.76	n	8:06	-	1.1700	y	n
12	IS	13C6-1-OH-Pyrene	250.00	1.16e+09	3.31	n	20:43	-	1.5153	y	n
13	IS	13C6-1-OH-BAA	252.00	9.05e+08	2.20	n	22:26	-	1.1766	y	n
14	IS	13C6-3-OH-Chrysene	252.50	1.05e+09	1.92	n	22:59	-	1.3599	y	n
15	IS	D11-3-OH-Benzo[a]pyrene	248.80	4.27e+08	6.12	n	26:36	-	0.5618	y	n
16	IS	13C-CL4-OH-PCB-79	50.00	3.42e+07	0.80	y	20:02	-	0.2239	y	n
17	IS	13C-CL4-PCB-79	0.00	*	*	n	NotF»	-	Div0	n	n
18	RS	13C-CL4-PCB-81	50.00	1.53e+08	0.79	y	16:23	3.05e+06	-	n	n
19	Tot	Fn1 Lock	0.00	-			-	-	-	n	n
20	Tot	Fn2 Lock	0.00	-			-	-	-	n	n
21	Tot	Fn3 Lock	0.00	-			-	-	-	n	n
22	Tot	Fn4 Lock	0.00	-			-	-	-	n	n
23	Tot	Fn4 Lock	0.00	-			-	-	-	n	n
24	Tot	Fn5 Lock	0.00	-			-	-	-	n	n
25	Tot	Fn6 Lock	0.00	-			-	-	-	n	n

PV AS 23-JUL-2015

SV by MW
10-Aug-2015

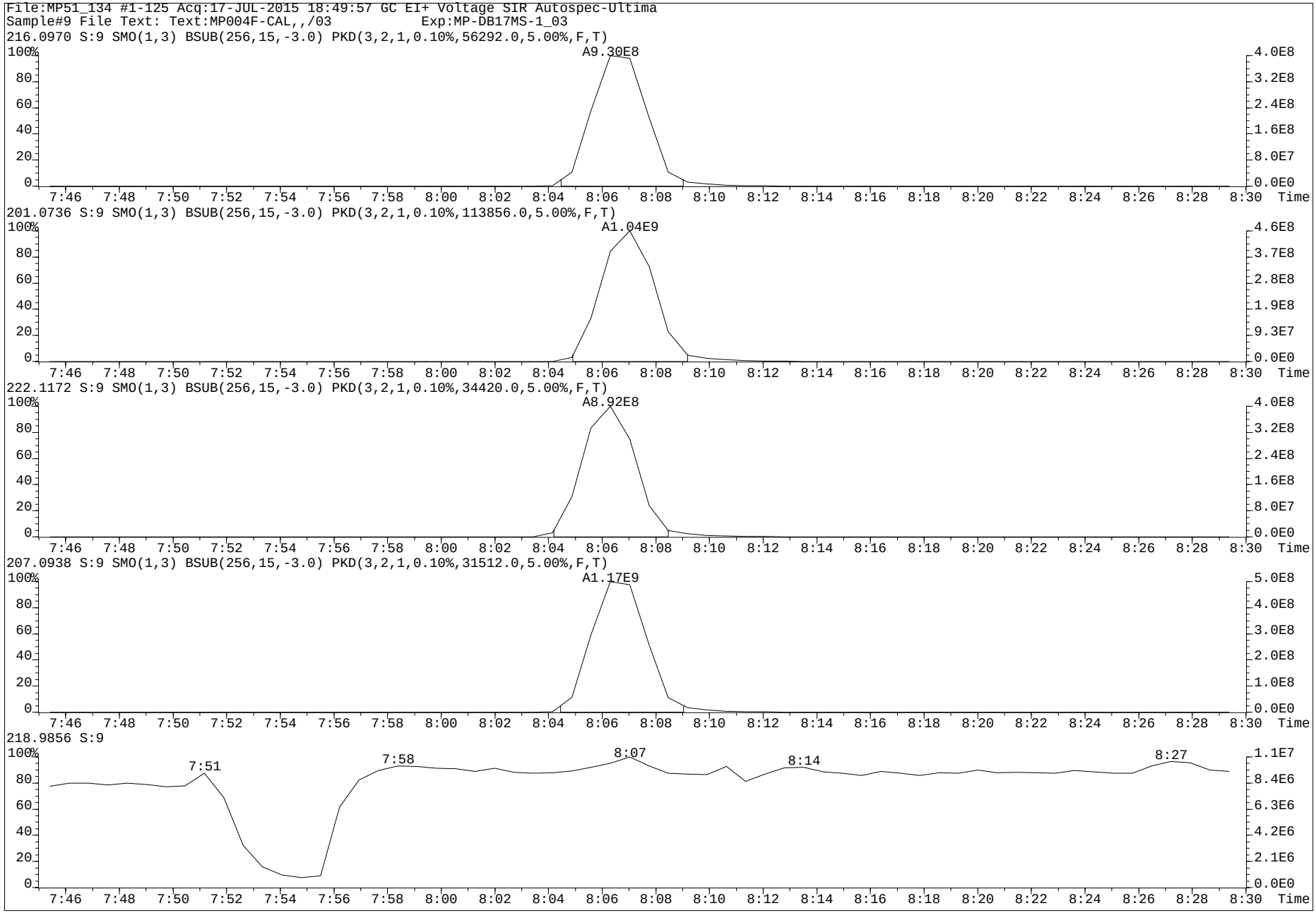
File:MP51_134 #1-125 Acq:17-JUL-2015 18:49:57 GC EI+ Voltage SIR Autospec-Ultima
Sample#9 File Text: Text:MP004F-CAL,,/03 Exp:MP-DB17MS-1_03
216.0970 S:9 SMO(1,3) BSUB(256,15,-3.0) PKD(3,2,1,0.10%,56292.0,5.00%,F,T)
A9.30E8
201.0736 S:9 SMO(1,3) BSUB(256,15,-3.0) PKD(3,2,1,0.10%,113856.0,5.00%,F,T)
A1.04E9
222.1172 S:9 SMO(1,3) BSUB(256,15,-3.0) PKD(3,2,1,0.10%,34420.0,5.00%,F,T)
A8.92E8
207.0938 S:9 SMO(1,3) BSUB(256,15,-3.0) PKD(3,2,1,0.10%,31512.0,5.00%,F,T)
A1.17E9
218.9856 S:9
7:51
7:58
8:07
8:14
8:27
Time

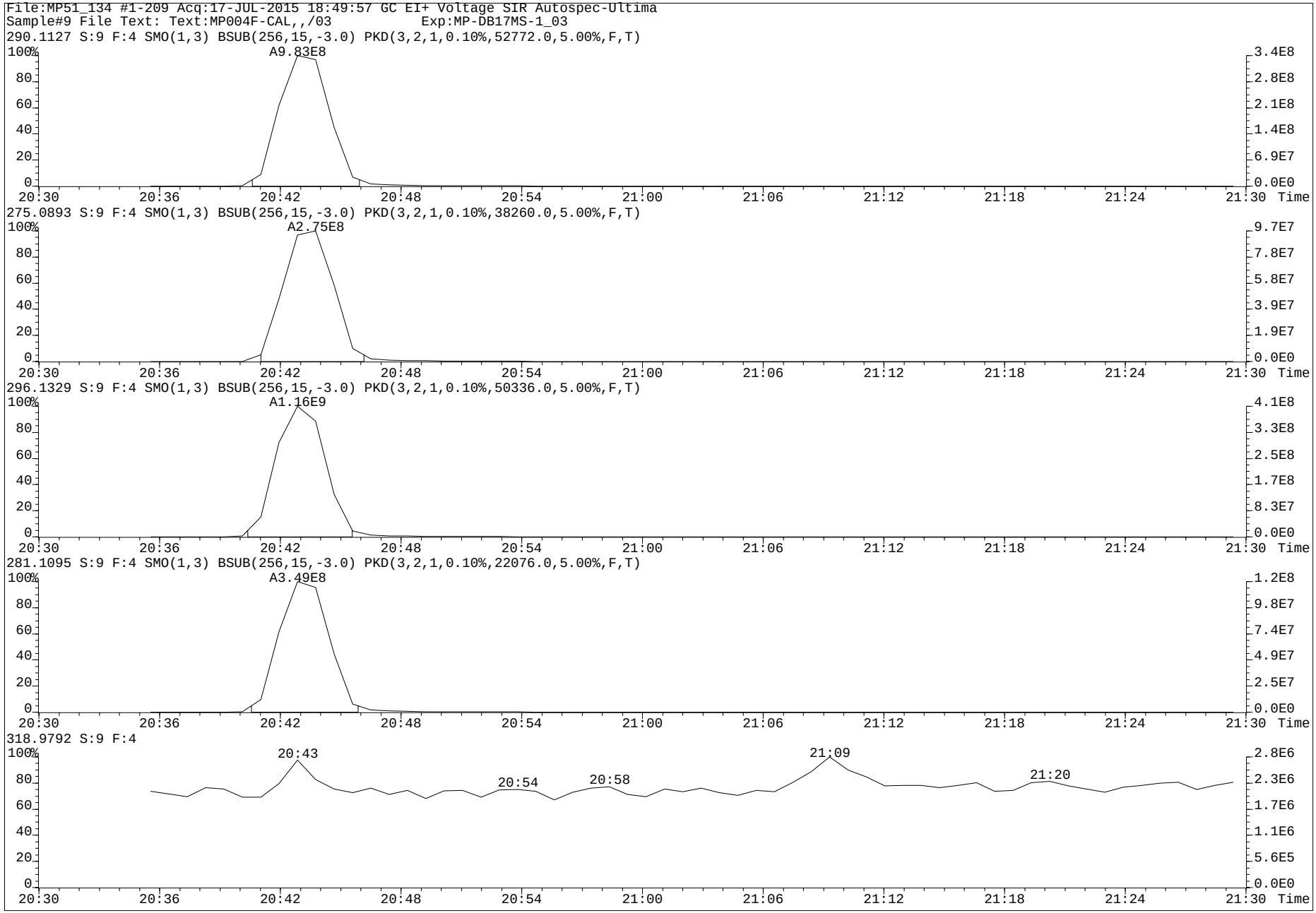
File:MP51_134 #1-209 Acq:17-JUL-2015 18:49:57 GC EI+ Voltage SIR Autospec-Ultima
Sample#9 File Text: Text:MP004F-CAL,,/03 Exp:MP-DB17MS-1_03
290.1127 S:9 F:4 SMO(1,3) BSUB(256,15,-3.0) PKD(3,2,1,0.10%,52772.0,5.00%,F,T)
A9.83E8
275.0893 S:9 F:4 SMO(1,3) BSUB(256,15,-3.0) PKD(3,2,1,0.10%,38260.0,5.00%,F,T)
A2.75E8
296.1329 S:9 F:4 SMO(1,3) BSUB(256,15,-3.0) PKD(3,2,1,0.10%,50336.0,5.00%,F,T)
A1.16E9
281.1095 S:9 F:4 SMO(1,3) BSUB(256,15,-3.0) PKD(3,2,1,0.10%,22076.0,5.00%,F,T)
A3.49E8
318.9792 S:9 F:4
20:43
20:54
20:58
21:09
21:20
Time

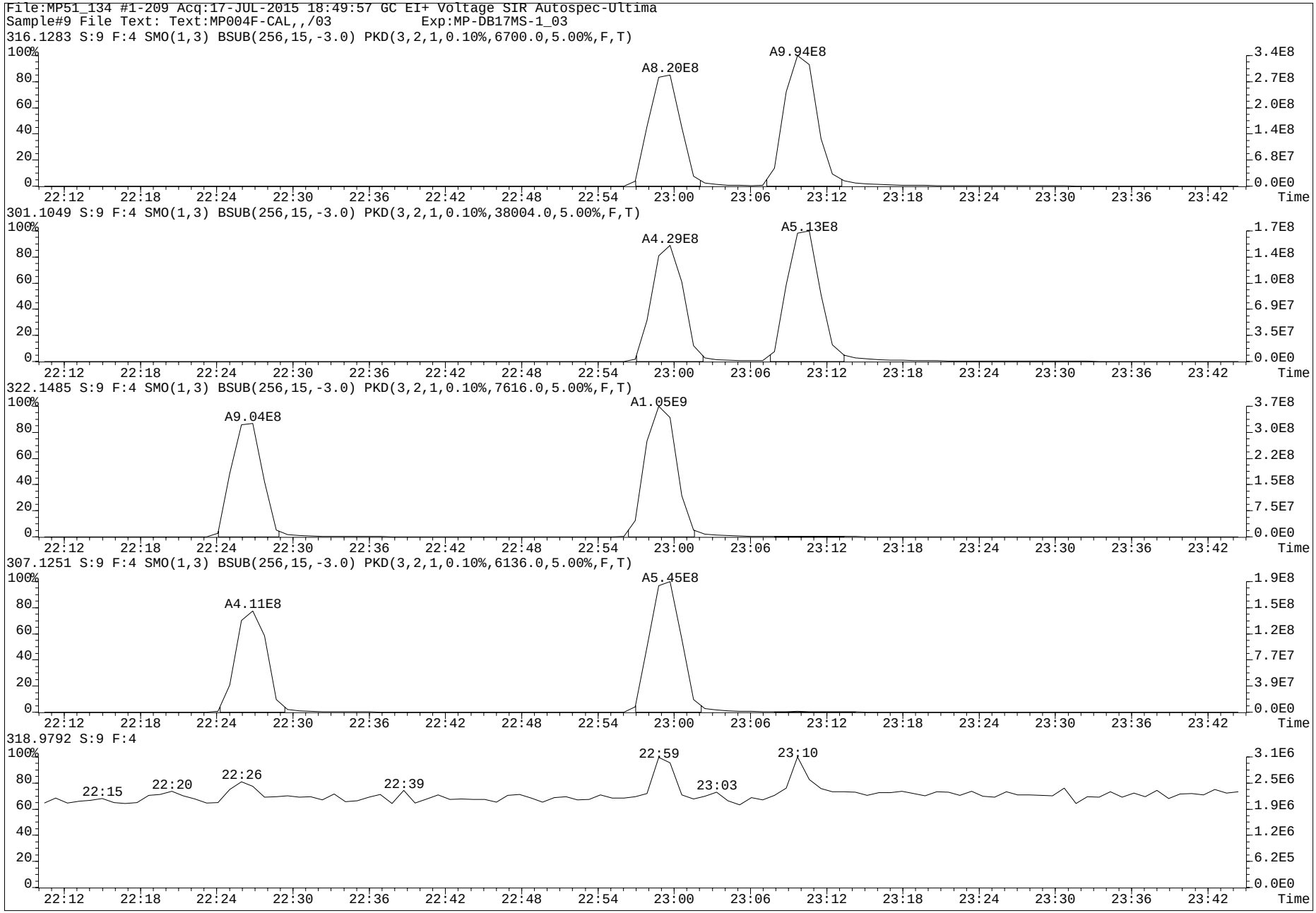
File:MP51_134 #1-209 Acq:17-JUL-2015 18:49:57 GC EI+ Voltage SIR Autospec-Ultima
Sample#9 File Text: Text:MP004F-CAL,,/03 Exp:MP-DB17MS-1_03
316.1283 S:9 F:4 SMO(1,3) BSUB(256,15,-3.0) PKD(3,2,1,0.10%,6700.0,5.00%,F,T)
A8.20E8
A9.94E8
301.1049 S:9 F:4 SMO(1,3) BSUB(256,15,-3.0) PKD(3,2,1,0.10%,38004.0,5.00%,F,T)
A4.29E8
A5.13E8
322.1485 S:9 F:4 SMO(1,3) BSUB(256,15,-3.0) PKD(3,2,1,0.10%,7616.0,5.00%,F,T)
A9.04E8
A1.05E9
307.1251 S:9 F:4 SMO(1,3) BSUB(256,15,-3.0) PKD(3,2,1,0.10%,6136.0,5.00%,F,T)
A4.11E8
A5.45E8
318.9792 S:9 F:4
22:15
22:20
22:26
22:39
22:59
23:03
23:10
Time

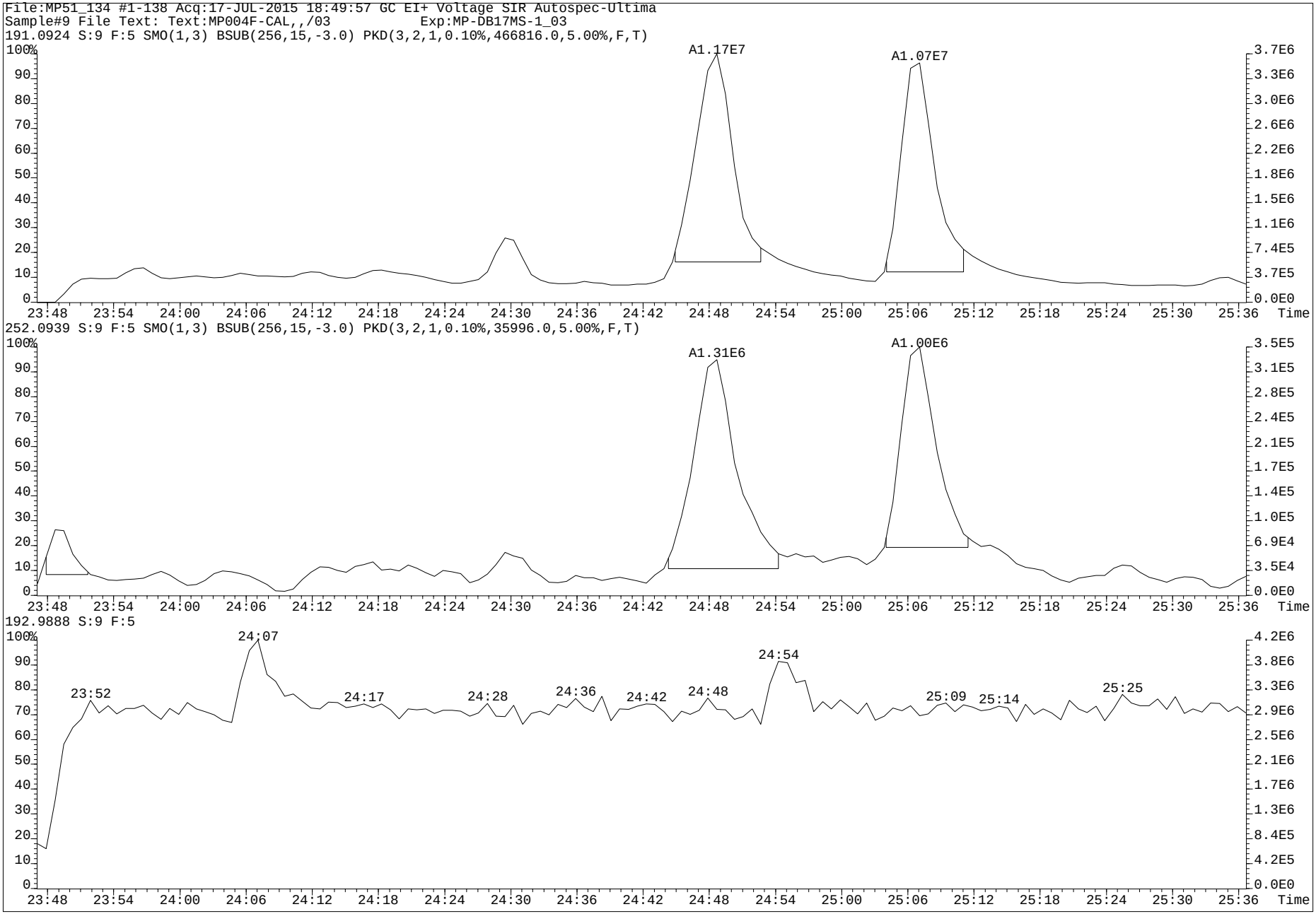
File:MP51_134 #1-138 Acq:17-JUL-2015 18:49:57 GC EI+ Voltage SIR Autospec-Ultima
Sample#9 File Text: Text:MP004F-CAL,,/03 Exp:MP-DB17MS-1_03
191.0924 S:9 F:5 SMO(1,3) BSUB(256,15,-3.0) PKD(3,2,1,0.10%,466816.0,5.00%,F,T)
A1.17E7
A1.07E7
252.0939 S:9 F:5 SMO(1,3) BSUB(256,15,-3.0) PKD(3,2,1,0.10%,35996.0,5.00%,F,T)
A1.31E6
A1.00E6
192.9888 S:9 F:5
23:52
24:07
24:17
24:28
24:36
24:42
24:48
24:54
25:09
25:14
25:25
Time

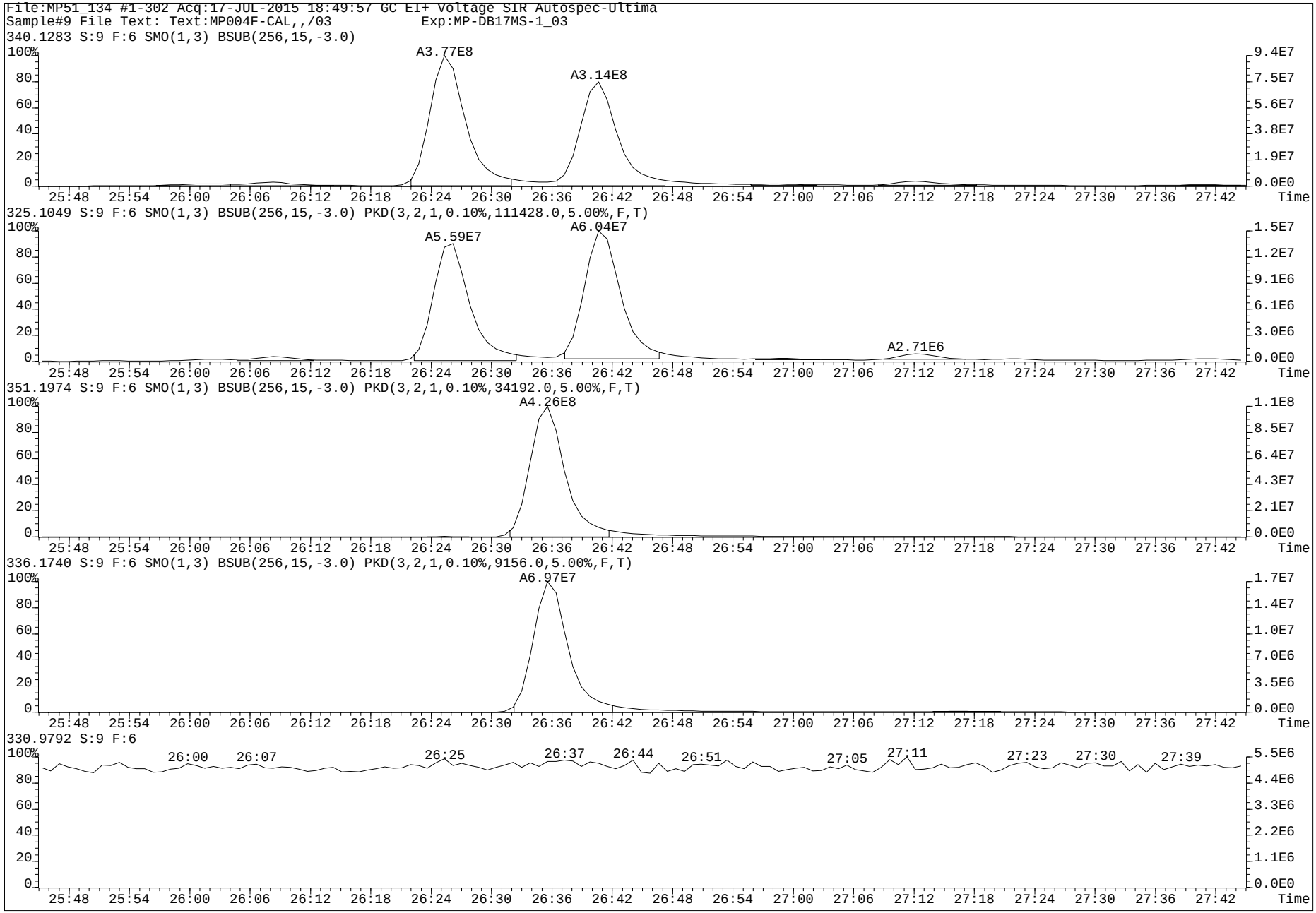
File:MP51_134 #1-302 Acq:17-JUL-2015 18:49:57 GC EI+ Voltage SIR Autospec-Ultima
Sample#9 File Text: Text:MP004F-CAL,,/03 Exp:MP-DB17MS-1_03
340.1283 S:9 F:6 SMO(1,3) BSUB(256,15,-3.0)
A3.77E8
A3.14E8
325.1049 S:9 F:6 SMO(1,3) BSUB(256,15,-3.0) PKD(3,2,1,0.10%,111428.0,5.00%,F,T)
A5.59E7
A6.04E7
A2.71E6
351.1974 S:9 F:6 SMO(1,3) BSUB(256,15,-3.0) PKD(3,2,1,0.10%,34192.0,5.00%,F,T)
A4.26E8
336.1740 S:9 F:6 SMO(1,3) BSUB(256,15,-3.0) PKD(3,2,1,0.10%,9156.0,5.00%,F,T)
A6.97E7
330.9792 S:9 F:6
26:00
26:07
26:25
26:37
26:44
26:51
27:05
27:11
27:23
27:30
27:39
Time

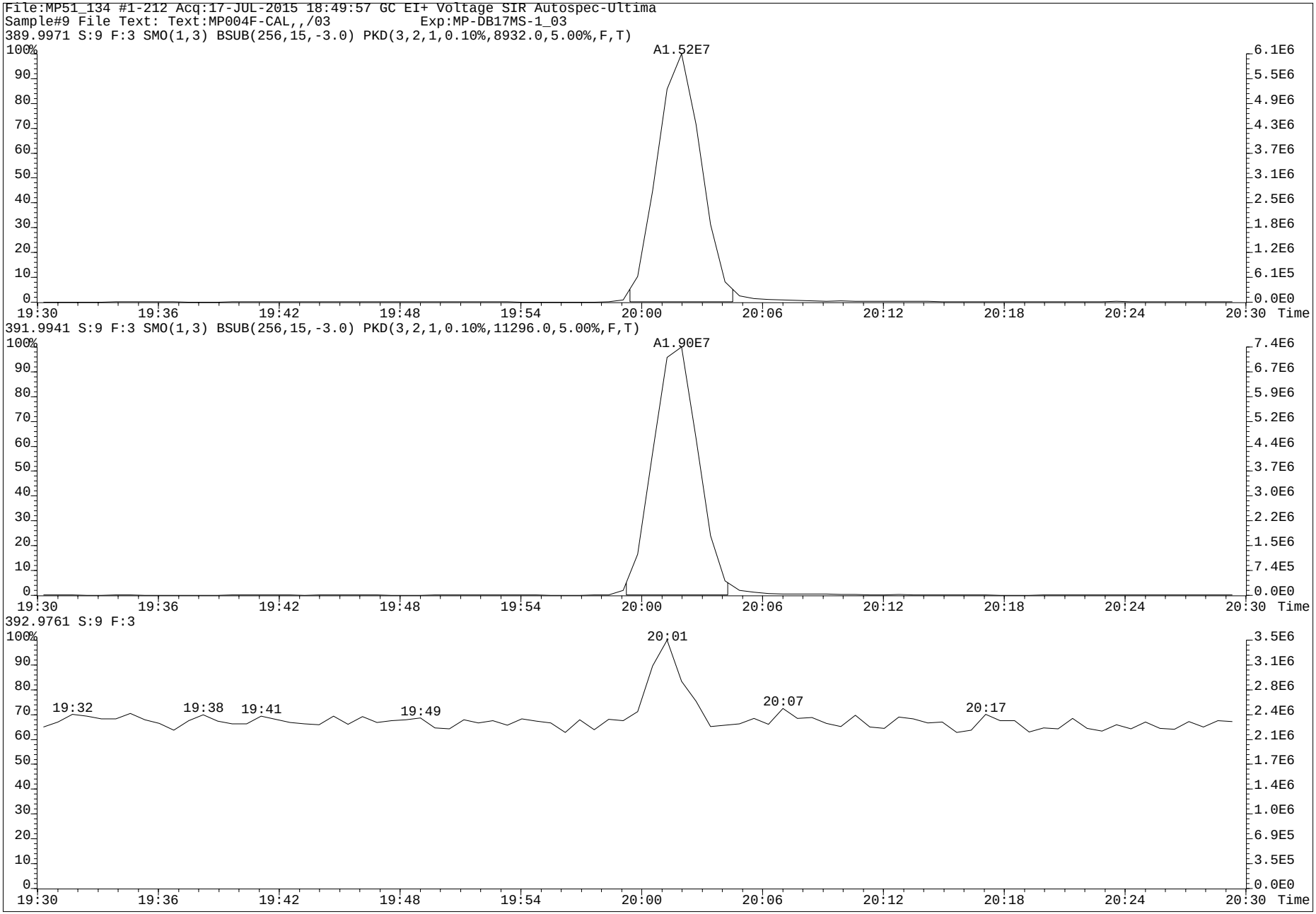
File:MP51_134 #1-212 Acq:17-JUL-2015 18:49:57 GC EI+ Voltage SIR Autospec-Ultima
Sample#9 File Text: Text:MP004F-CAL,,/03 Exp:MP-DB17MS-1_03
389.9971 S:9 F:3 SMO(1,3) BSUB(256,15,-3.0) PKD(3,2,1,0.10%,8932.0,5.00%,F,T)
A1.52E7
391.9941 S:9 F:3 SMO(1,3) BSUB(256,15,-3.0) PKD(3,2,1,0.10%,11296.0,5.00%,F,T)
A1.90E7
392.9761 S:9 F:3
20:01
19:32
19:38
19:41
19:49
20:07
20:17
Time

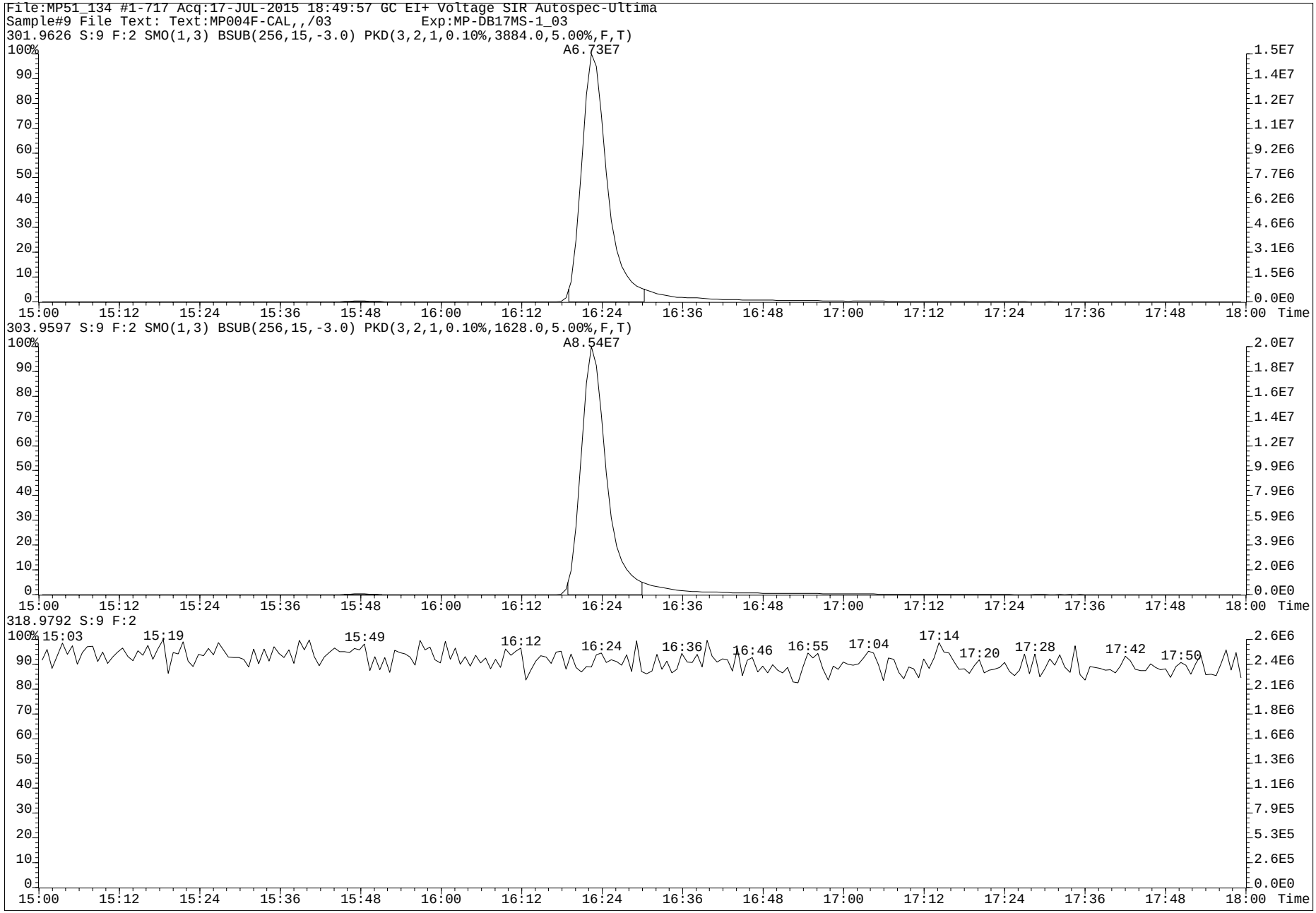
File:MP51_134 #1-717 Acq:17-JUL-2015 18:49:57 GC EI+ Voltage SIR Autospec-Ultima
Sample#9 File Text: Text:MP004F-CAL,,/03 Exp:MP-DB17MS-1_03
301.9626 S:9 F:2 SMO(1,3) BSUB(256,15,-3.0) PKD(3,2,1,0.10%,3884.0,5.00%,F,T)
A6.73E7
303.9597 S:9 F:2 SMO(1,3) BSUB(256,15,-3.0) PKD(3,2,1,0.10%,1628.0,5.00%,F,T)
A8.54E7
318.9792 S:9 F:2
15:03
15:19
15:49
16:12
16:24
16:36
16:46
16:55
17:04
17:14
17:20
17:28
17:42
17:50
Time

www.axysanalytical.com

Run #7 Filename MP51_134 S: 8 I: 1 Acquired: 17-JUL-15 18:15:50 Processed: 20-JUL-15 14:49:09
Run: mp51_134-a Analyte: MP-DB17-C06 Cal: mp51_134-8a Results: mp51_134-a Version: V3.6 6-JAN-2000 17:51:42
Sample text: MP004G-CAL,,/03 Comments: 1,,2.0uL CS-7 F1: 100.00 F2: 1.00

	Typ	Name	Amount	Resp	RA		RT	RF	RRF		Modified?
1	Unk	1-OH-Naphthalene	206.00	9.02e+08	0.91	n	8:06	-	1.2205	y	n
2	Unk	1-OH-Pyrene	206.00	1.04e+09	3.43	n	20:43	-	1.0268	y	n
3	Unk	3-OH-Chrysene	512.00	1.78e+09	2.00	n	22:59	-	0.7402	y	n
4	Unk	3-OH-Benz[a]anthracene	506.00	2.28e+09	1.57	n	23:09	-	1.2017	y	n
5	Unk	7,8-OH-Benzo[a]pyrene-C	507.00	*	*	n	NotF»	-	*	n	n
6	Unk	7,8-OH-Benzo[a]pyrene-T	508.00	*	*	n	NotF»	-	*	n	n
7	Unk	7,8-OH-Benzo[a]pyrene-3	1014.00	*	*	n	NotF»	-	*	n	y
8	Unk	9-OH-Benzo[a]pyrene	513.00	1.11e+09	6.69	n	26:25	-	0.4621	y	n
9	Unk	3-OH-Benzo[a]pyrene	523.00	*	*	n	NotF»	-	*	n	y
10	Unk	7,8-OH-Benzo[a]pyrene-4	1014.00	*	*	n	NotF»	-	*	n	y
11	IS	13C6-1-OH-Naphthalene	250.00	8.97e+08	0.80	n	8:06	-	1.1668	y	n
12	IS	13C6-1-OH-Pyrene	250.00	1.23e+09	3.26	n	20:42	-	1.6019	y	n
13	IS	13C6-1-OH-BAA	252.00	9.44e+08	2.30	n	22:26	-	1.2182	y	n
14	IS	13C6-3-OH-Chrysene	252.50	1.18e+09	1.99	n	22:58	-	1.5250	y	n
15	IS	D11-3-OH-Benzo[a]pyrene	248.80	4.89e+08	6.36	n	26:35	-	0.6392	y	n
16	IS	13C-CL4-OH-PCB-79	50.00	3.58e+07	0.79	y	20:01	-	0.2329	y	n
17	IS	13C-CL4-PCB-79	0.00	*	*	n	NotF»	-	Div0	n	n
18	RS	13C-CL4-PCB-81	50.00	1.54e+08	0.79	y	16:23	3.08e+06	-	n	n
19	Tot	Fn1 Lock	0.00	-			-	-	-	n	n
20	Tot	Fn2 Lock	0.00	-			-	-	-	n	n
21	Tot	Fn3 Lock	0.00	-			-	-	-	n	n
22	Tot	Fn4 Lock	0.00	-			-	-	-	n	n
23	Tot	Fn4 Lock	0.00	-			-	-	-	n	n
24	Tot	Fn5 Lock	0.00	-			-	-	-	n	n
25	Tot	Fn6 Lock	0.00	-			-	-	-	n	n

PV AS 23-JUL-2015

SV hg mw
10 - Aug - 2015

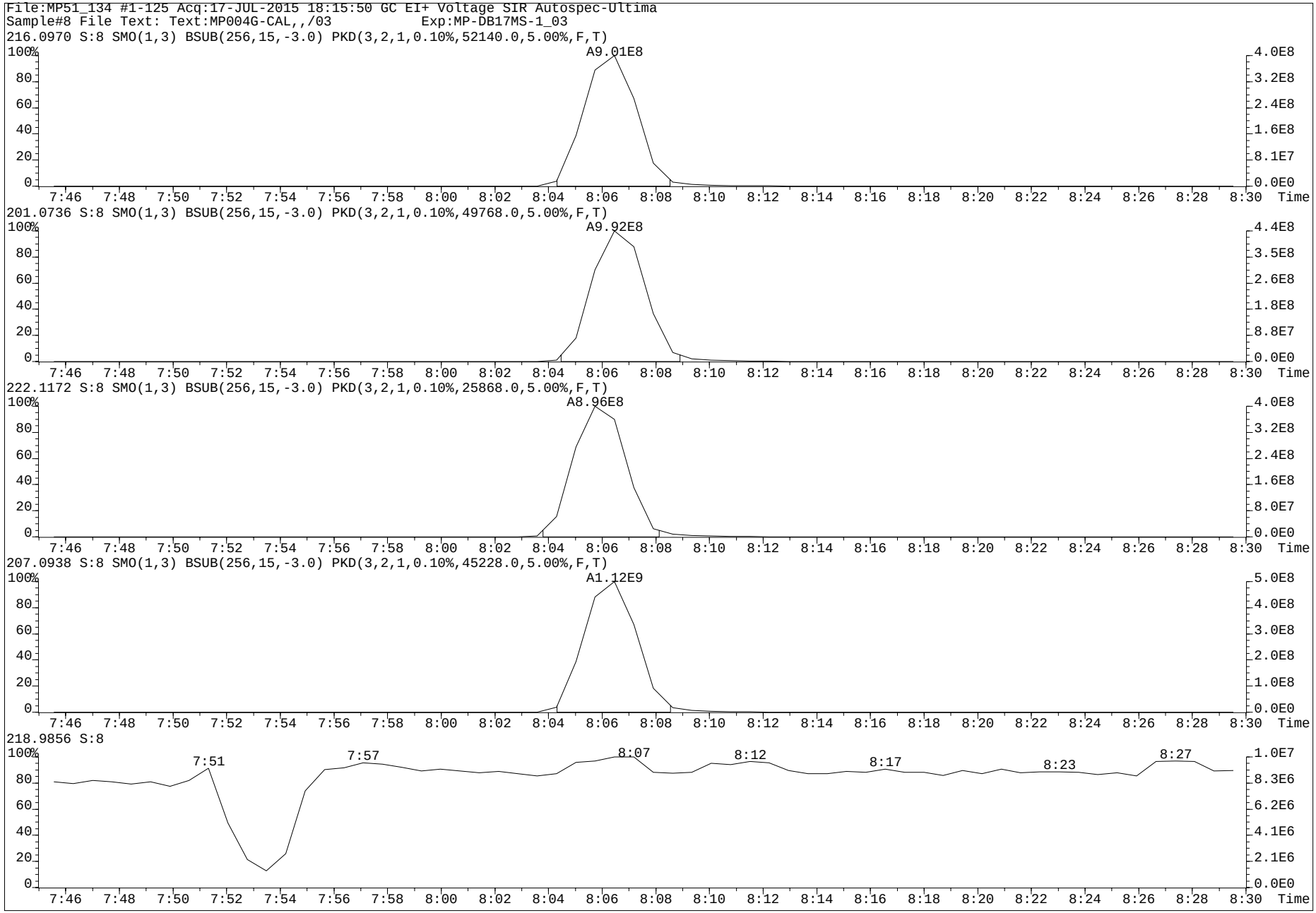
File:MP51_134 #1-125 Acq:17-JUL-2015 18:15:50 GC EI+ Voltage SIR Autospec-Ultima
Sample#8 File Text: Text:MP004G-CAL,,/03 Exp:MP-DB17MS-1_03
216.0970 S:8 SMO(1,3) BSUB(256,15,-3.0) PKD(3,2,1,0.10%,52140.0,5.00%,F,T)
A9.01E8
201.0736 S:8 SMO(1,3) BSUB(256,15,-3.0) PKD(3,2,1,0.10%,49768.0,5.00%,F,T)
A9.92E8
222.1172 S:8 SMO(1,3) BSUB(256,15,-3.0) PKD(3,2,1,0.10%,25868.0,5.00%,F,T)
A8.96E8
207.0938 S:8 SMO(1,3) BSUB(256,15,-3.0) PKD(3,2,1,0.10%,45228.0,5.00%,F,T)
A1.12E9
218.9856 S:8
7:51
7:57
8:07
8:12
8:17
8:23
8:27
Time

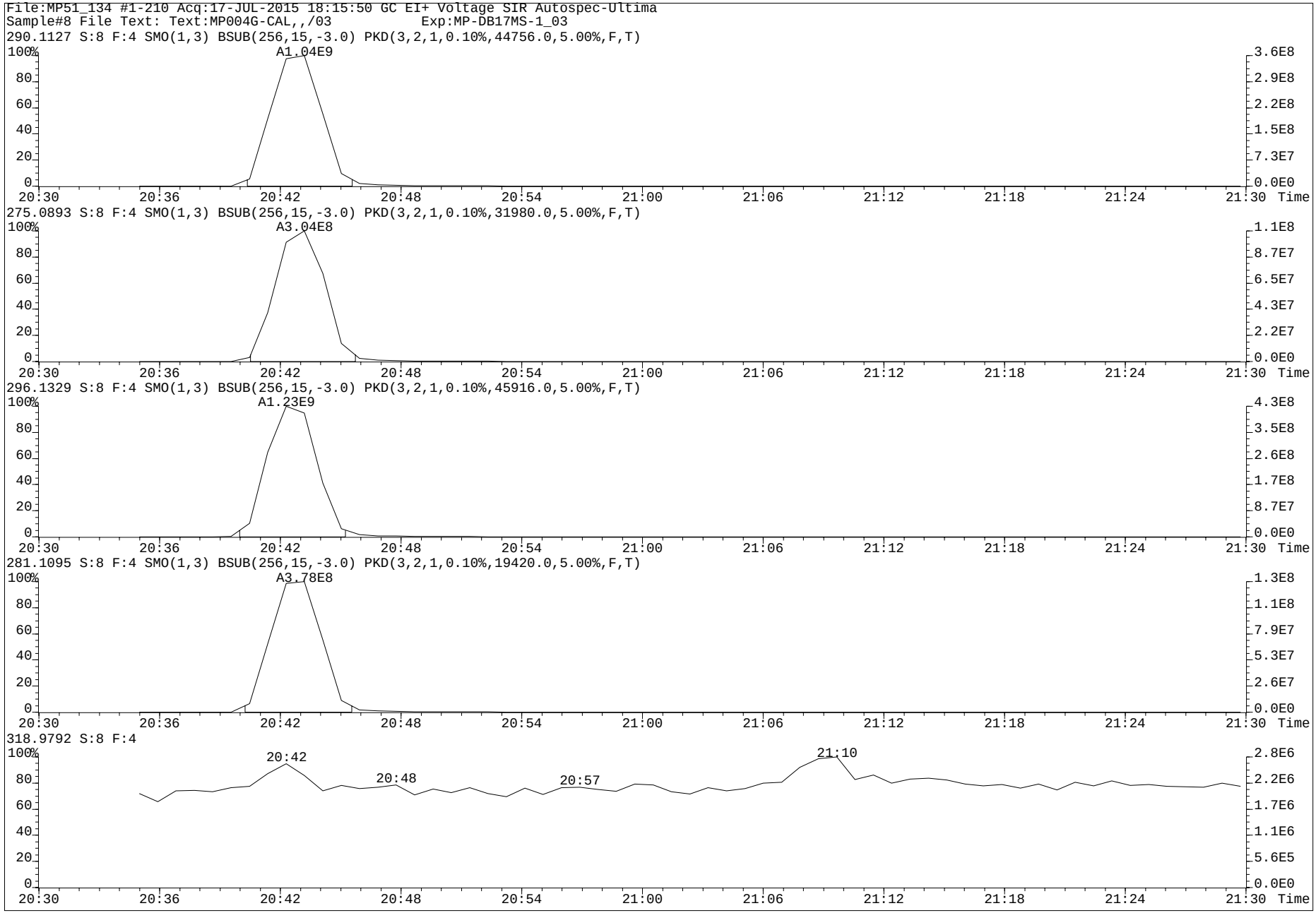
File:MP51_134 #1-210 Acq:17-JUL-2015 18:15:50 GC EI+ Voltage SIR Autospec-Ultima
Sample#8 File Text: Text:MP004G-CAL,,/03 Exp:MP-DB17MS-1_03
290.1127 S:8 F:4 SMO(1,3) BSUB(256,15,-3.0) PKD(3,2,1,0.10%,44756.0,5.00%,F,T)
A1.04E9
275.0893 S:8 F:4 SMO(1,3) BSUB(256,15,-3.0) PKD(3,2,1,0.10%,31980.0,5.00%,F,T)
A3.04E8
296.1329 S:8 F:4 SMO(1,3) BSUB(256,15,-3.0) PKD(3,2,1,0.10%,45916.0,5.00%,F,T)
A1.23E9
281.1095 S:8 F:4 SMO(1,3) BSUB(256,15,-3.0) PKD(3,2,1,0.10%,19420.0,5.00%,F,T)
A3.78E8
318.9792 S:8 F:4
20:42
20:48
20:57
21:10
Time

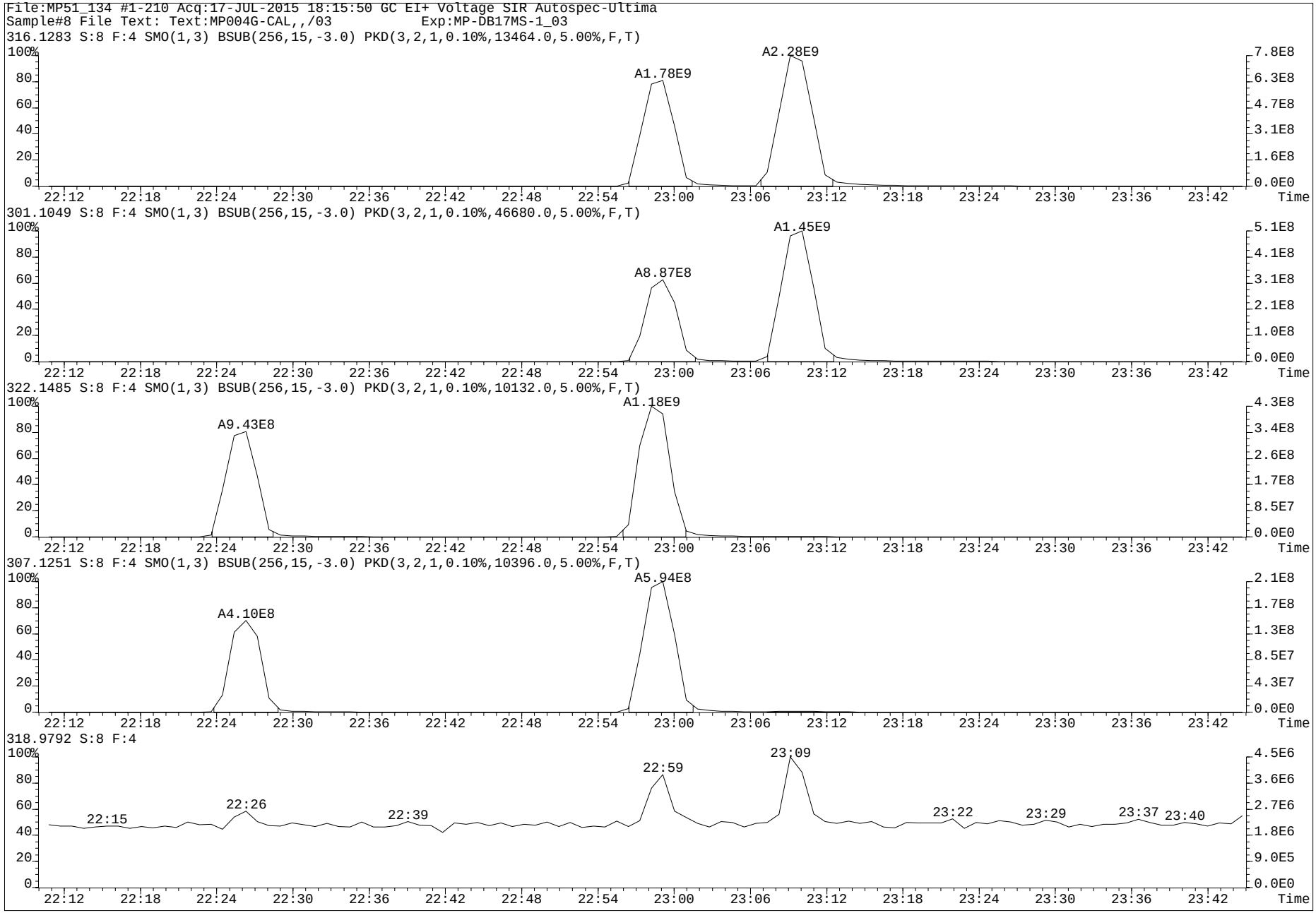
File:MP51_134 #1-210 Acq:17-JUL-2015 18:15:50 GC EI+ Voltage SIR Autospec-Ultima
Sample#8 File Text: Text:MP004G-CAL,,/03 Exp:MP-DB17MS-1_03
316.1283 S:8 F:4 SMO(1,3) BSUB(256,15,-3.0) PKD(3,2,1,0.10%,13464.0,5.00%,F,T)
A1.78E9
A2.28E9
301.1049 S:8 F:4 SMO(1,3) BSUB(256,15,-3.0) PKD(3,2,1,0.10%,46680.0,5.00%,F,T)
A8.87E8
A1.45E9
322.1485 S:8 F:4 SMO(1,3) BSUB(256,15,-3.0) PKD(3,2,1,0.10%,10132.0,5.00%,F,T)
A9.43E8
A1.18E9
307.1251 S:8 F:4 SMO(1,3) BSUB(256,15,-3.0) PKD(3,2,1,0.10%,10396.0,5.00%,F,T)
A4.10E8
A5.94E8
318.9792 S:8 F:4
22:15
22:26
22:39
22:59
23:09
23:22
23:29
23:37
23:40
Time

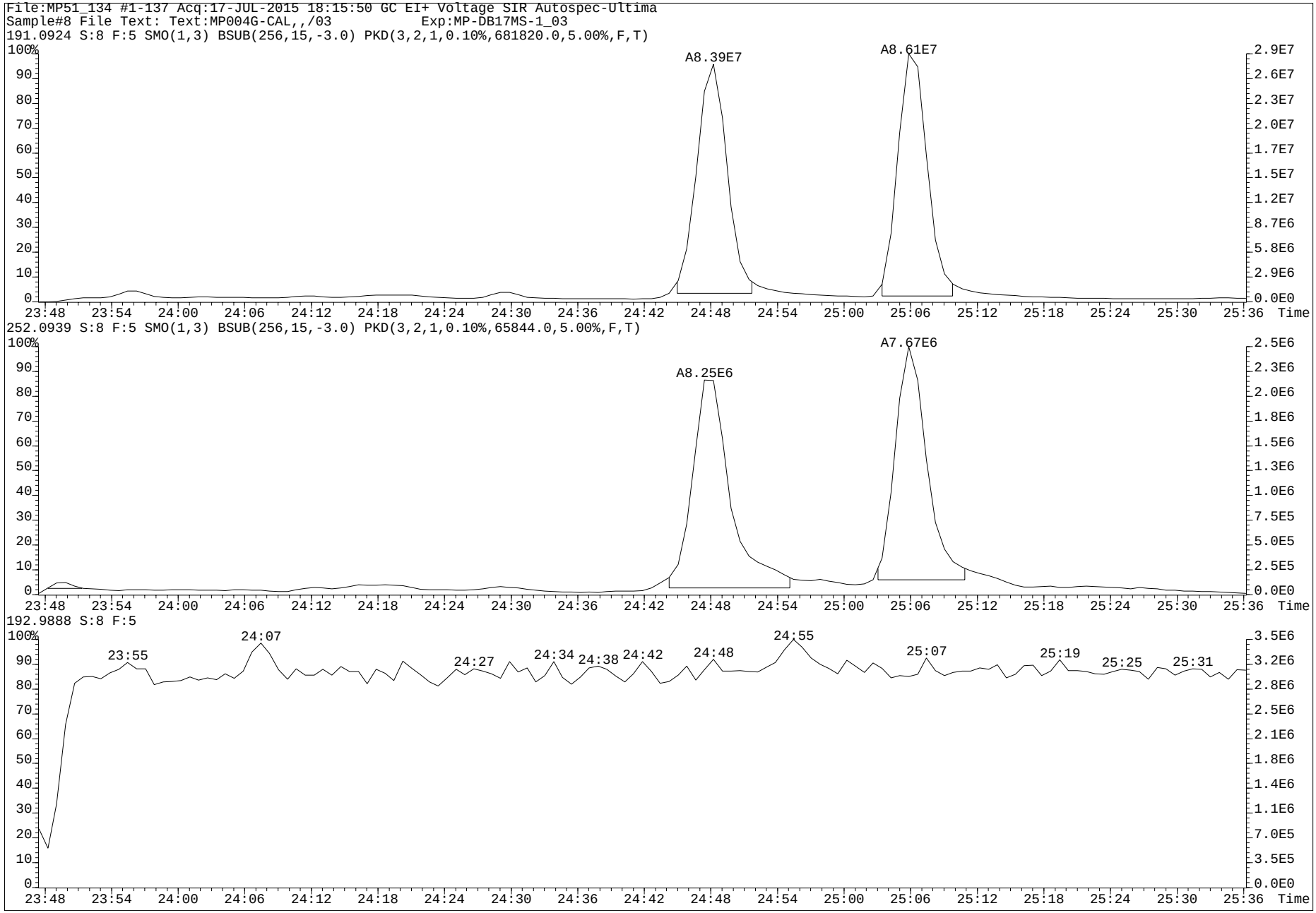
File:MP51_134 #1-137 Acq:17-JUL-2015 18:15:50 GC EI+ Voltage SIR Autospec-Ultima
Sample#8 File Text: Text:MP004G-CAL,,/03 Exp:MP-DB17MS-1_03
191.0924 S:8 F:5 SMO(1,3) BSUB(256,15,-3.0) PKD(3,2,1,0.10%,681820.0,5.00%,F,T)
A8.39E7
A8.61E7
252.0939 S:8 F:5 SMO(1,3) BSUB(256,15,-3.0) PKD(3,2,1,0.10%,65844.0,5.00%,F,T)
A8.25E6
A7.67E6
192.9888 S:8 F:5
23:55
24:07
24:27
24:34
24:38
24:42
24:48
24:55
25:07
25:19
25:25
25:31
Time

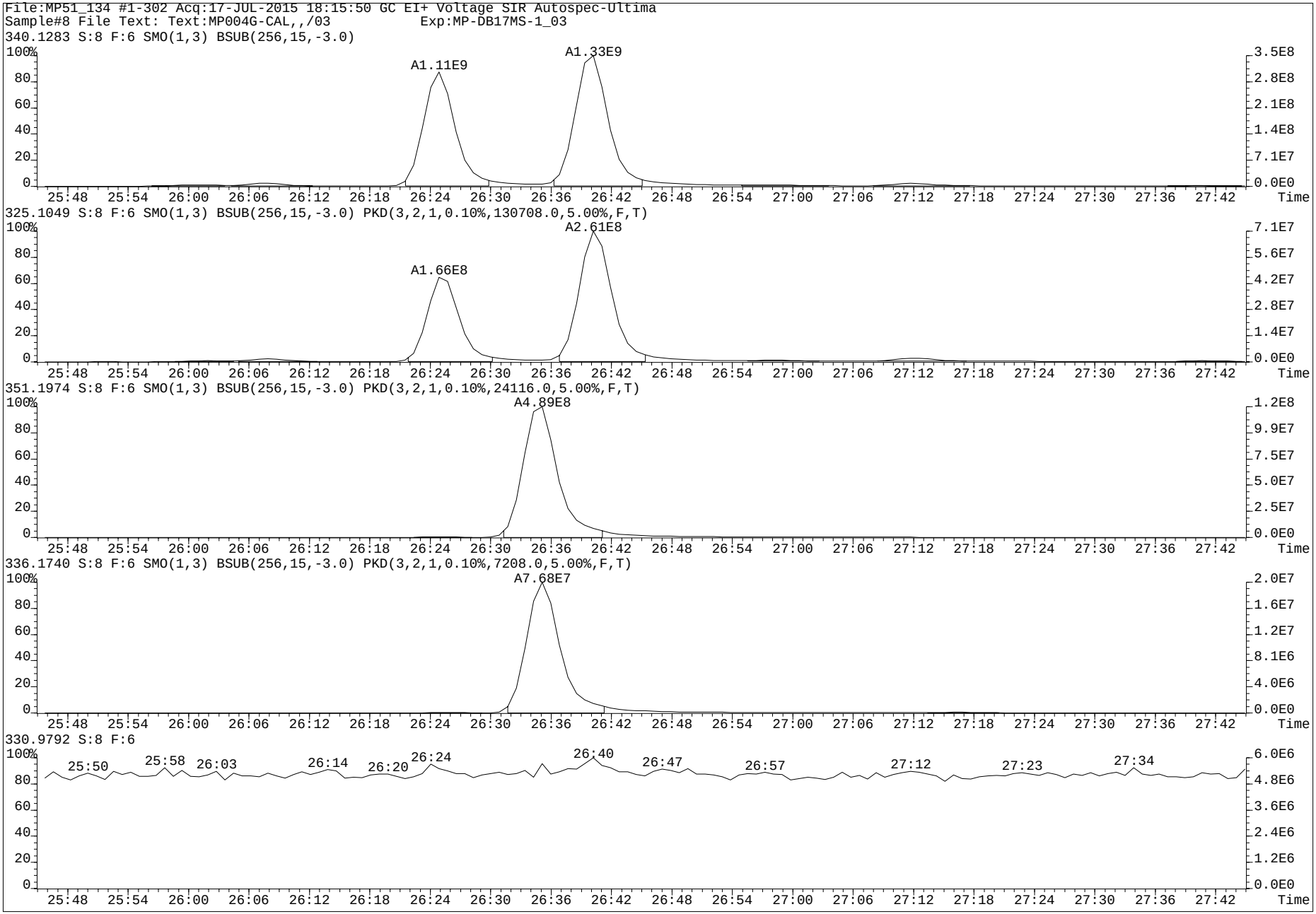
File:MP51_134 #1-302 Acq:17-JUL-2015 18:15:50 GC EI+ Voltage SIR Autospec-Ultima
Sample#8 File Text: Text:MP004G-CAL,,/03 Exp:MP-DB17MS-1_03
340.1283 S:8 F:6 SMO(1,3) BSUB(256,15,-3.0)
A1.11E9
A1.33E9
325.1049 S:8 F:6 SMO(1,3) BSUB(256,15,-3.0) PKD(3,2,1,0.10%,130708.0,5.00%,F,T)
A1.66E8
A2.61E8
351.1974 S:8 F:6 SMO(1,3) BSUB(256,15,-3.0) PKD(3,2,1,0.10%,24116.0,5.00%,F,T)
A4.89E8
336.1740 S:8 F:6 SMO(1,3) BSUB(256,15,-3.0) PKD(3,2,1,0.10%,7208.0,5.00%,F,T)
A7.68E7
330.9792 S:8 F:6
25:50
25:58
26:03
26:14
26:20
26:24
26:40
26:47
26:57
27:12
27:23
27:34
Time

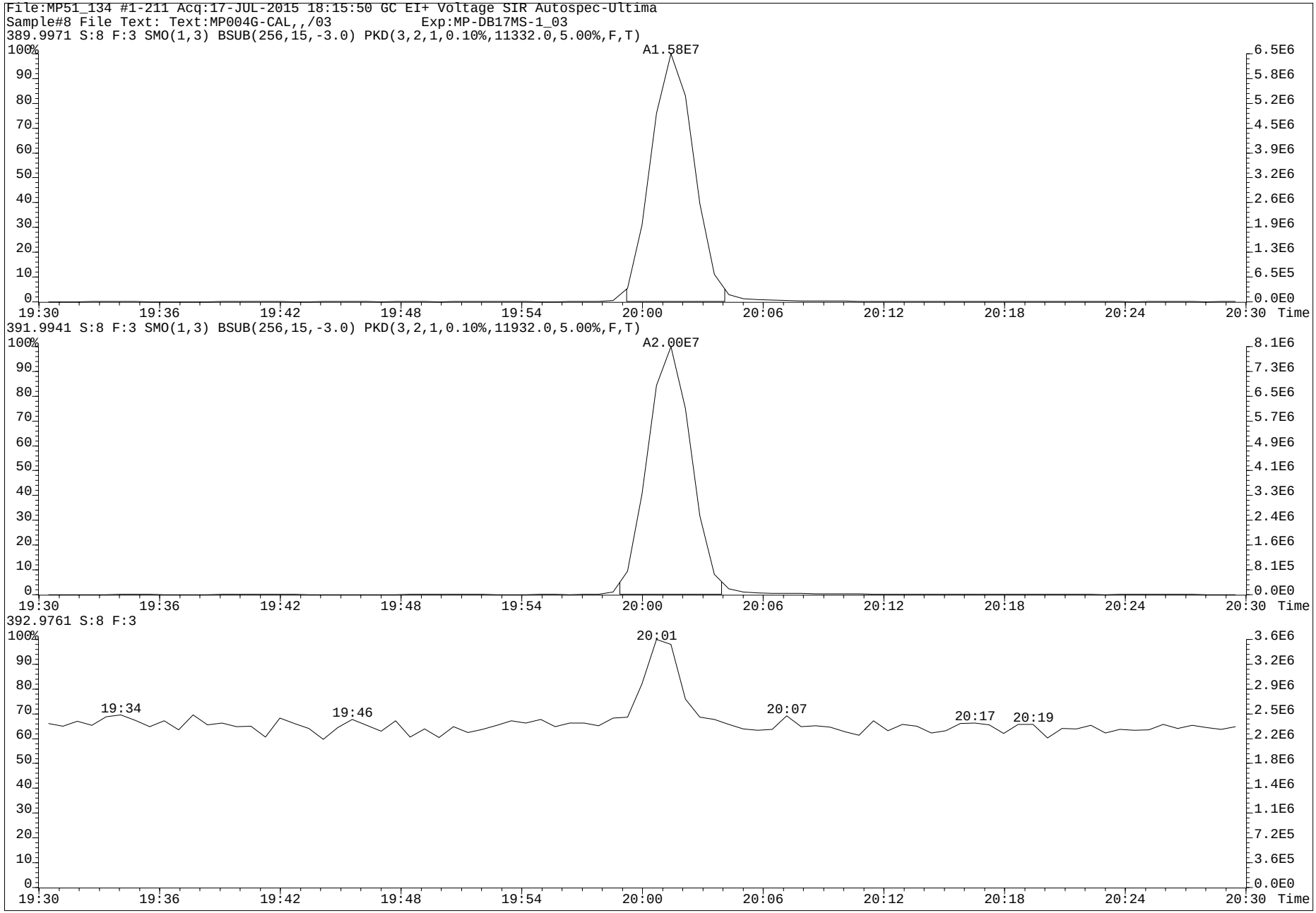
File:MP51_134 #1-211 Acq:17-JUL-2015 18:15:50 GC EI+ Voltage SIR Autospec-Ultima
Sample#8 File Text: Text:MP004G-CAL,,/03 Exp:MP-DB17MS-1_03
389.9971 S:8 F:3 SMO(1,3) BSUB(256,15,-3.0) PKD(3,2,1,0.10%,11332.0,5.00%,F,T)
A1.58E7
391.9941 S:8 F:3 SMO(1,3) BSUB(256,15,-3.0) PKD(3,2,1,0.10%,11932.0,5.00%,F,T)
A2.00E7
392.9761 S:8 F:3
20:01
19:34
19:46
20:07
20:17
20:19
Time

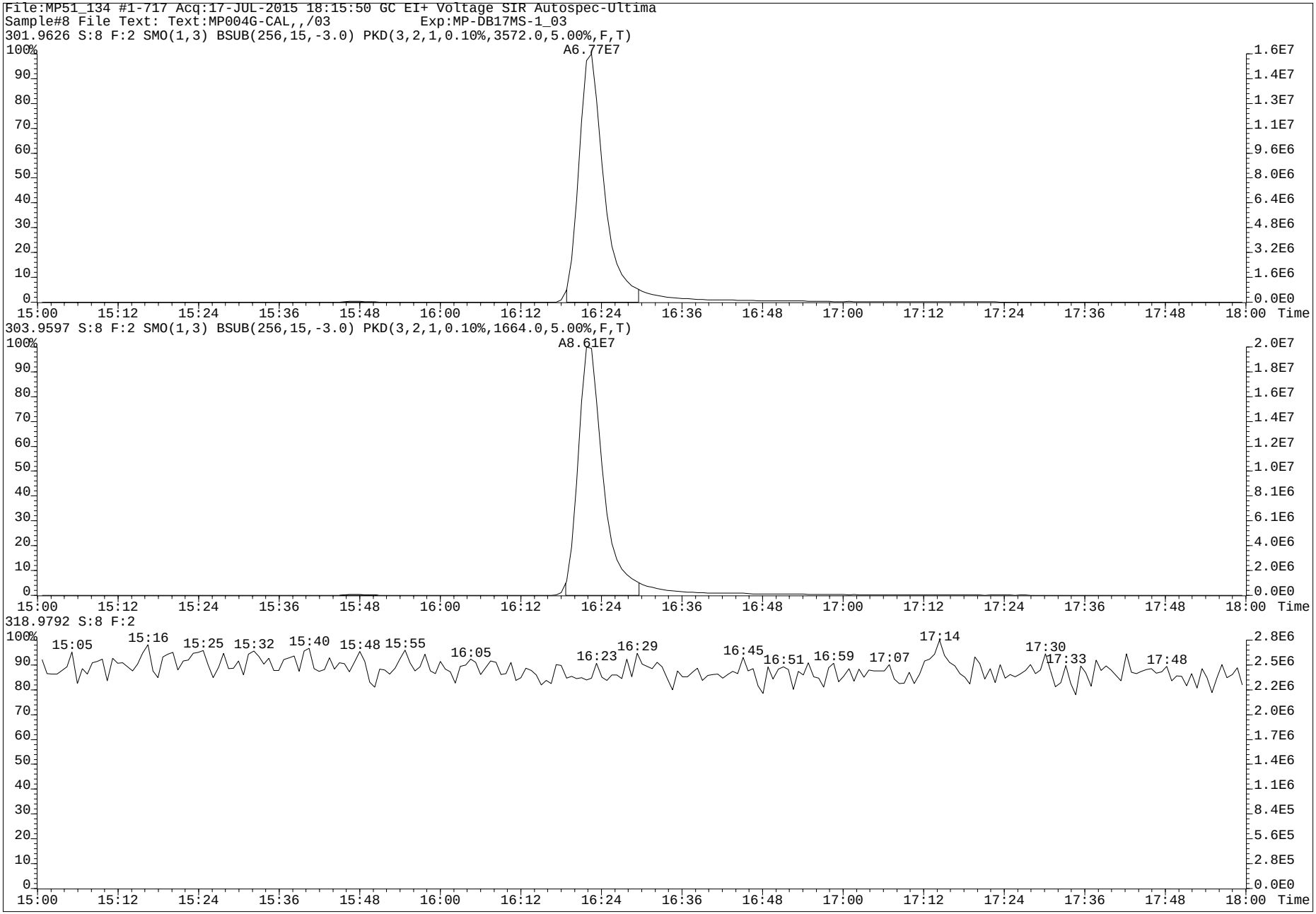
File:MP51_134 #1-717 Acq:17-JUL-2015 18:15:50 GC EI+ Voltage SIR Autospec-Ultima
Sample#8 File Text: Text:MP004G-CAL,,/03 Exp:MP-DB17MS-1_03
301.9626 S:8 F:2 SMO(1,3) BSUB(256,15,-3.0) PKD(3,2,1,0.10%,3572.0,5.00%,F,T)
A6.77E7
303.9597 S:8 F:2 SMO(1,3) BSUB(256,15,-3.0) PKD(3,2,1,0.10%,1664.0,5.00%,F,T)
A8.61E7
318.9792 S:8 F:2
15:05 15:16 15:25 15:32 15:40 15:48 15:55 16:05 16:23 16:29 16:45 16:51 16:59 17:07 17:14 17:30 17:33 17:48
15:00 15:12 15:24 15:36 15:48 16:00 16:12 16:24 16:36 16:48 17:00 17:12 17:24 17:36 17:48 18:00 Time

www.axysanalytical.com

Run #8 Filename MP51_134 S: 7 I: 1 Acquired: 17-JUL-15 17:41:43 Processed: 20-JUL-15 14:49:10
Run: mp51_134-a Analyte: MP-DB17-C06 Cal: mp51_134-8a Results: mp51_134-a Version: V3.6 6-JAN-2000 17:51:42
Sample text: MP004H-CAL,,/03 Comments: 1,,2.0uL CS-8 F1: 200.00 F2: 1.00

	Typ	Name	Amount	Resp	RA		RT	RF	RRF		Modified?
1	Unk	1-OH-Naphthalene	206.00	8.81e+08	0.87	n	8:06	-	1.2326	y	n
2	Unk	1-OH-Pyrene	206.00	9.95e+08	3.48	n	20:43	-	1.0425	y	n
3	Unk	3-OH-Chrysene	1024.00	2.42e+09	1.45	n	22:59	-	0.4822	y	n
4	Unk	3-OH-Benz[a]anthracene	1012.00	*	*	n	NotF»	-	*	n	n
5	Unk	7,8-OH-Benzo[a]pyrene-C	1014.00	*	*	n	NotF»	-	*	n	n
6	Unk	7,8-OH-Benzo[a]pyrene-T	1016.00	*	*	n	NotF»	-	*	n	n
7	Unk	7,8-OH-Benzo[a]pyrene-3	2028.00	*	*	n	NotF»	-	*	n	y
8	Unk	9-OH-Benzo[a]pyrene	1026.00	2.55e+09	6.78	n	26:25	-	0.5063	y	n
9	Unk	3-OH-Benzo[a]pyrene	1046.00	*	*	n	NotF»	-	*	n	n
10	Unk	7,8-OH-Benzo[a]pyrene-4	2028.00	*	*	n	NotF»	-	*	n	y
11	IS	13C6-1-OH-Naphthalene	250.00	8.67e+08	0.80	n	8:06	-	1.1393	y	n
12	IS	13C6-1-OH-Pyrene	250.00	1.16e+09	3.29	n	20:43	-	1.5221	y	n
13	IS	13C6-1-OH-BAA	252.00	9.48e+08	2.38	n	22:26	-	1.2354	y	n
14	IS	13C6-3-OH-Chrysene	252.50	1.24e+09	1.97	n	22:59	-	1.6104	y	n
15	IS	D11-3-OH-Benzo[a]pyrene	248.80	4.85e+08	6.20	n	26:35	-	0.6403	y	n
16	IS	13C-CL4-OH-PCB-79	50.00	3.75e+07	0.79	y	20:01	-	0.2463	y	n
17	IS	13C-CL4-PCB-79	0.00	*	*	n	NotF»	-	Div0	n	n
18	RS	13C-CL4-PCB-81	50.00	1.52e+08	0.79	y	16:23	3.04e+06	-	n	n
19	Tot	Fn1 Lock	0.00	-			-	-	-	n	n
20	Tot	Fn2 Lock	0.00	-			-	-	-	n	n
21	Tot	Fn3 Lock	0.00	-			-	-	-	n	n
22	Tot	Fn4 Lock	0.00	-			-	-	-	n	n
23	Tot	Fn4 Lock	0.00	-			-	-	-	n	n
24	Tot	Fn5 Lock	0.00	-			-	-	-	n	n
25	Tot	Fn6 Lock	0.00	-			-	-	-	n	n

PV AS 23-JUL-2015

SV JMJ MW
10 - Aug - 2015

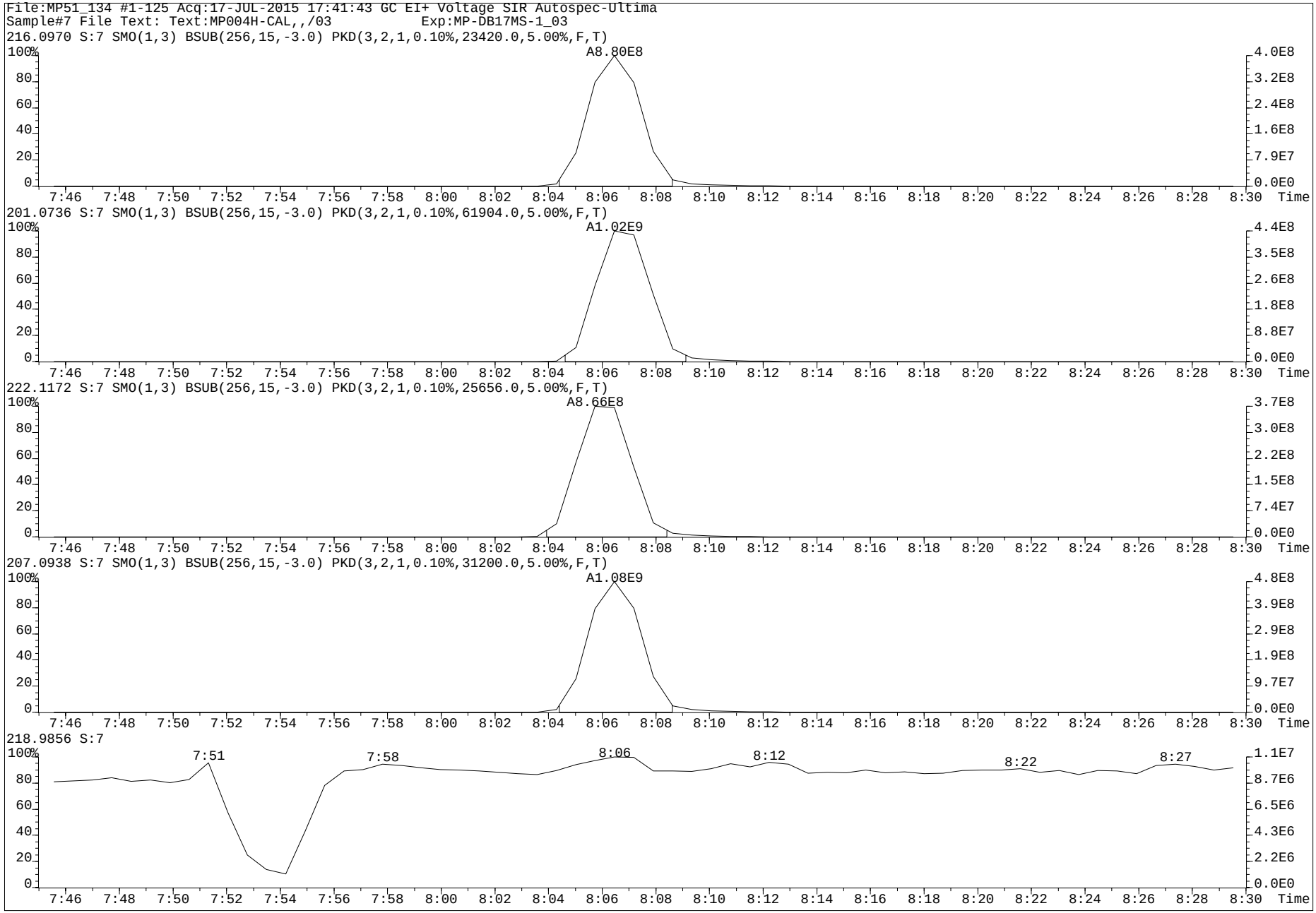
File:MP51_134 #1-125 Acq:17-JUL-2015 17:41:43 GC EI+ Voltage SIR Autospec-Ultima
Sample#7 File Text: Text:MP004H-CAL,,/03 Exp:MP-DB17MS-1_03
216.0970 S:7 SMO(1,3) BSUB(256,15,-3.0) PKD(3,2,1,0.10%,23420.0,5.00%,F,T)
A8.80E8
201.0736 S:7 SMO(1,3) BSUB(256,15,-3.0) PKD(3,2,1,0.10%,61904.0,5.00%,F,T)
A1.02E9
222.1172 S:7 SMO(1,3) BSUB(256,15,-3.0) PKD(3,2,1,0.10%,25656.0,5.00%,F,T)
A8.66E8
207.0938 S:7 SMO(1,3) BSUB(256,15,-3.0) PKD(3,2,1,0.10%,31200.0,5.00%,F,T)
A1.08E9
218.9856 S:7
7:51
7:58
8:06
8:12
8:22
8:27
Time

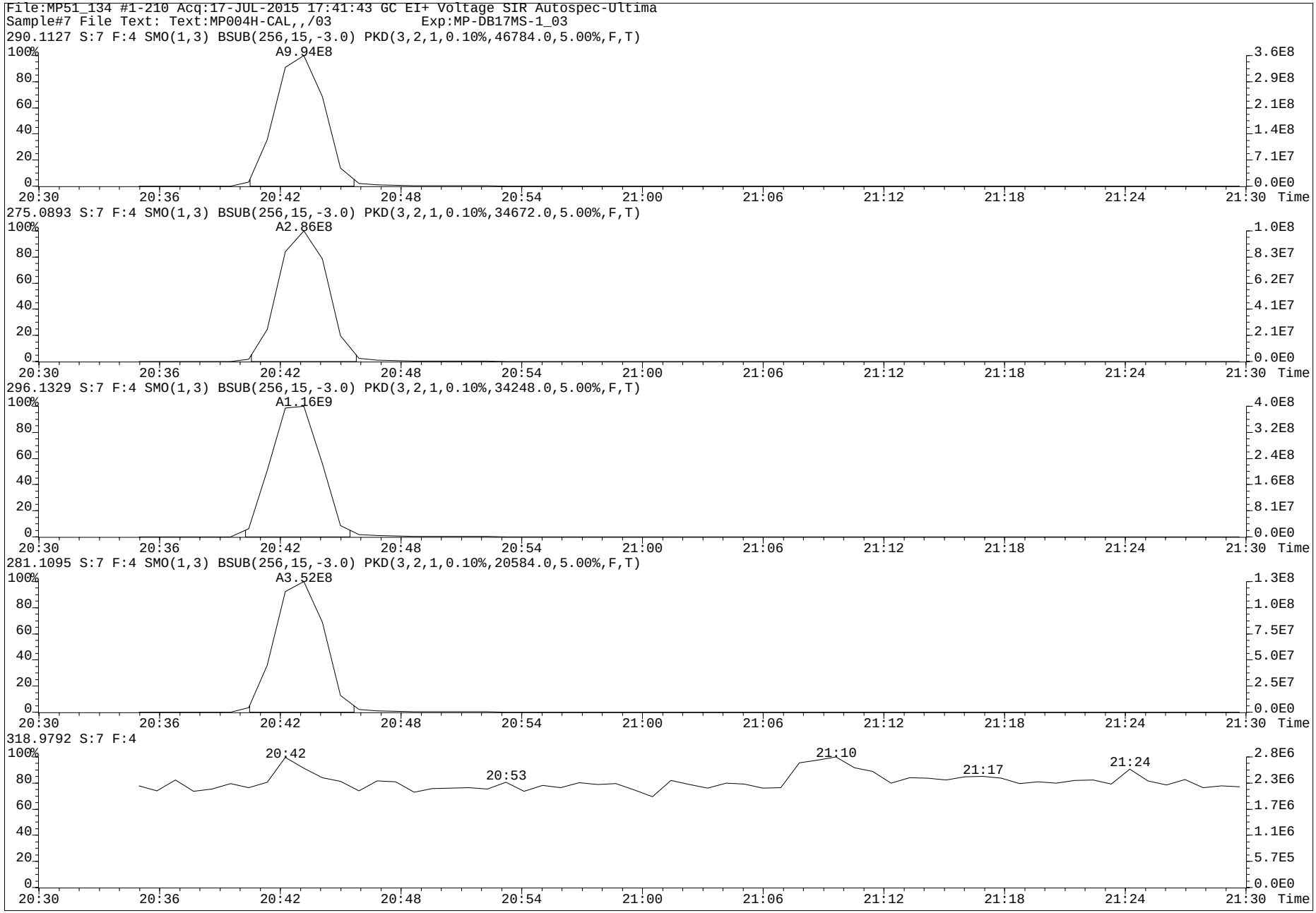
File:MP51_134 #1-210 Acq:17-JUL-2015 17:41:43 GC EI+ Voltage SIR Autospec-Ultima
Sample#7 File Text: Text:MP004H-CAL,,/03 Exp:MP-DB17MS-1_03
290.1127 S:7 F:4 SMO(1,3) BSUB(256,15,-3.0) PKD(3,2,1,0.10%,46784.0,5.00%,F,T)
A9.94E8
275.0893 S:7 F:4 SMO(1,3) BSUB(256,15,-3.0) PKD(3,2,1,0.10%,34672.0,5.00%,F,T)
A2.86E8
296.1329 S:7 F:4 SMO(1,3) BSUB(256,15,-3.0) PKD(3,2,1,0.10%,34248.0,5.00%,F,T)
A1.16E9
281.1095 S:7 F:4 SMO(1,3) BSUB(256,15,-3.0) PKD(3,2,1,0.10%,20584.0,5.00%,F,T)
A3.52E8
318.9792 S:7 F:4
20:42
20:53
21:10
21:17
21:24
20:30 20:36 20:42 20:48 20:54 21:00 21:06 21:12 21:18 21:24 21:30 Time

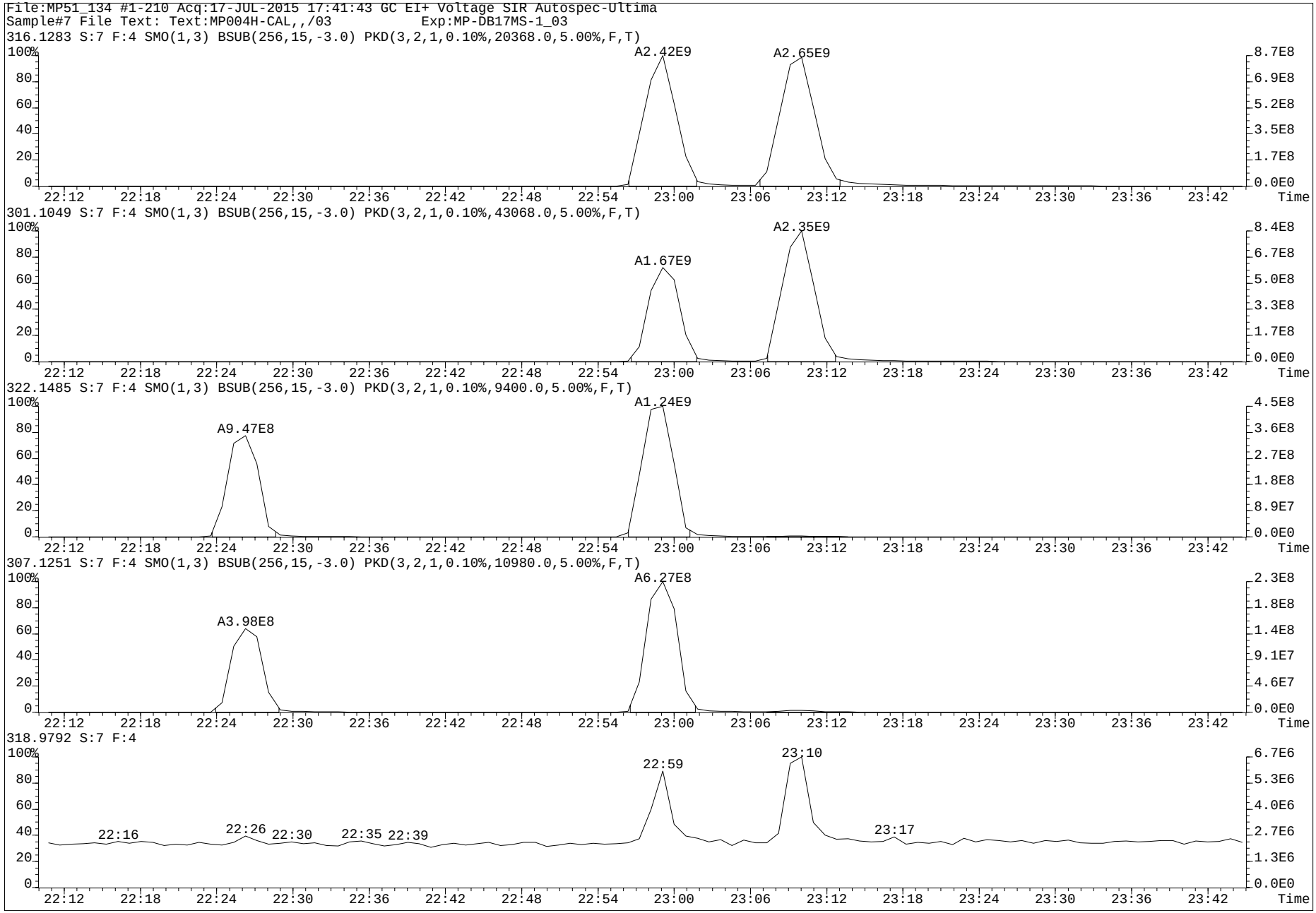
File:MP51_134 #1-210 Acq:17-JUL-2015 17:41:43 GC EI+ Voltage SIR Autospec-Ultima
Sample#7 File Text: Text:MP004H-CAL,,/03 Exp:MP-DB17MS-1_03
316.1283 S:7 F:4 SMO(1,3) BSUB(256,15,-3.0) PKD(3,2,1,0.10%,20368.0,5.00%,F,T)
A2.42E9
A2.65E9
301.1049 S:7 F:4 SMO(1,3) BSUB(256,15,-3.0) PKD(3,2,1,0.10%,43068.0,5.00%,F,T)
A1.67E9
A2.35E9
322.1485 S:7 F:4 SMO(1,3) BSUB(256,15,-3.0) PKD(3,2,1,0.10%,9400.0,5.00%,F,T)
A9.47E8
A1.24E9
307.1251 S:7 F:4 SMO(1,3) BSUB(256,15,-3.0) PKD(3,2,1,0.10%,10980.0,5.00%,F,T)
A3.98E8
A6.27E8
318.9792 S:7 F:4
22:16
22:26
22:30
22:35
22:39
22:59
23:10
23:17
Time

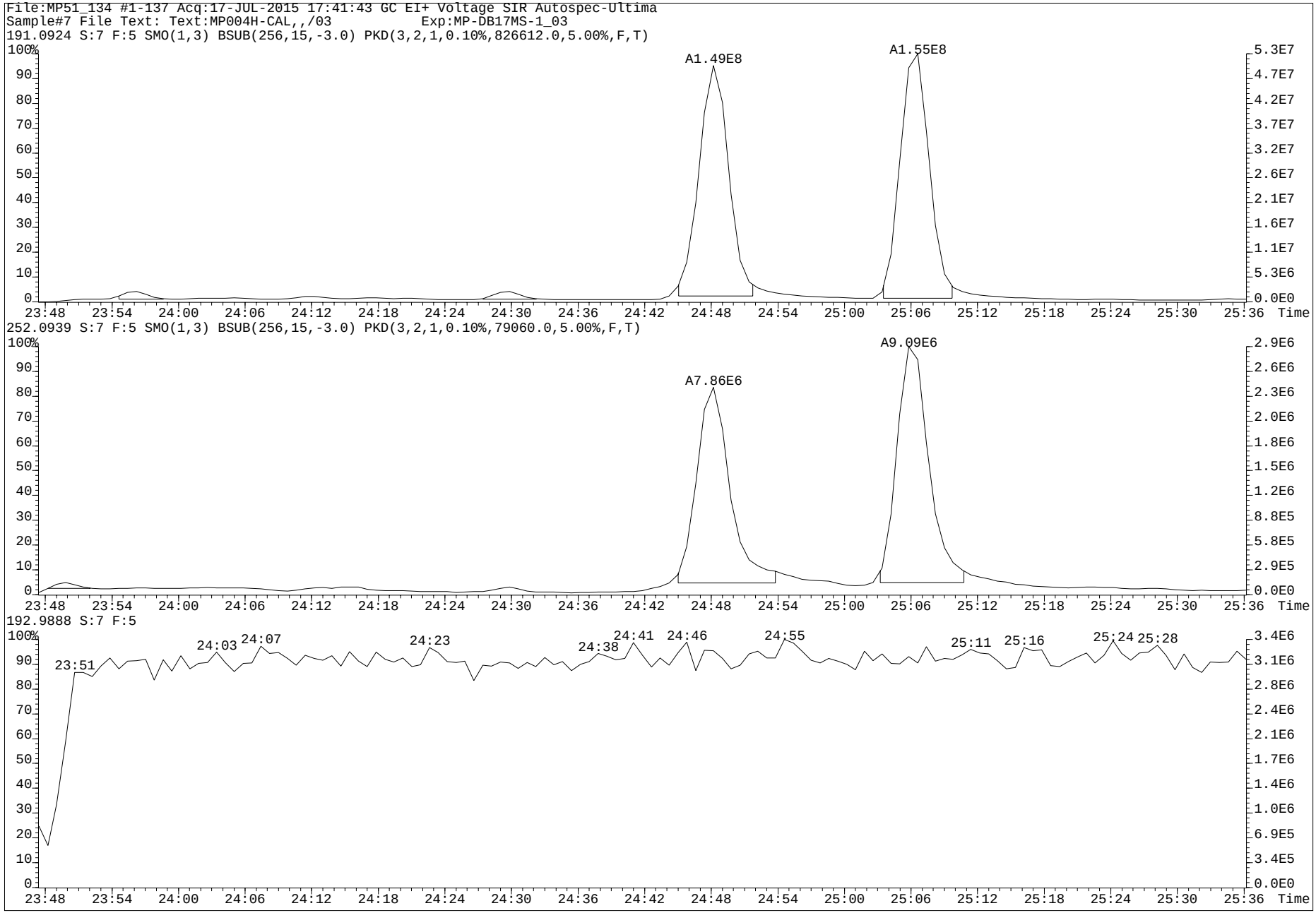
File:MP51_134 #1-137 Acq:17-JUL-2015 17:41:43 GC EI+ Voltage SIR Autospec-Ultima
Sample#7 File Text: Text:MP004H-CAL,,/03 Exp:MP-DB17MS-1_03
191.0924 S:7 F:5 SMO(1,3) BSUB(256,15,-3.0) PKD(3,2,1,0.10%,826612.0,5.00%,F,T)
A1.49E8
A1.55E8
252.0939 S:7 F:5 SMO(1,3) BSUB(256,15,-3.0) PKD(3,2,1,0.10%,79060.0,5.00%,F,T)
A7.86E6
A9.09E6
192.9888 S:7 F:5
23:51
24:03
24:07
24:23
24:38
24:41
24:46
24:55
25:11
25:16
25:24
25:28
Time

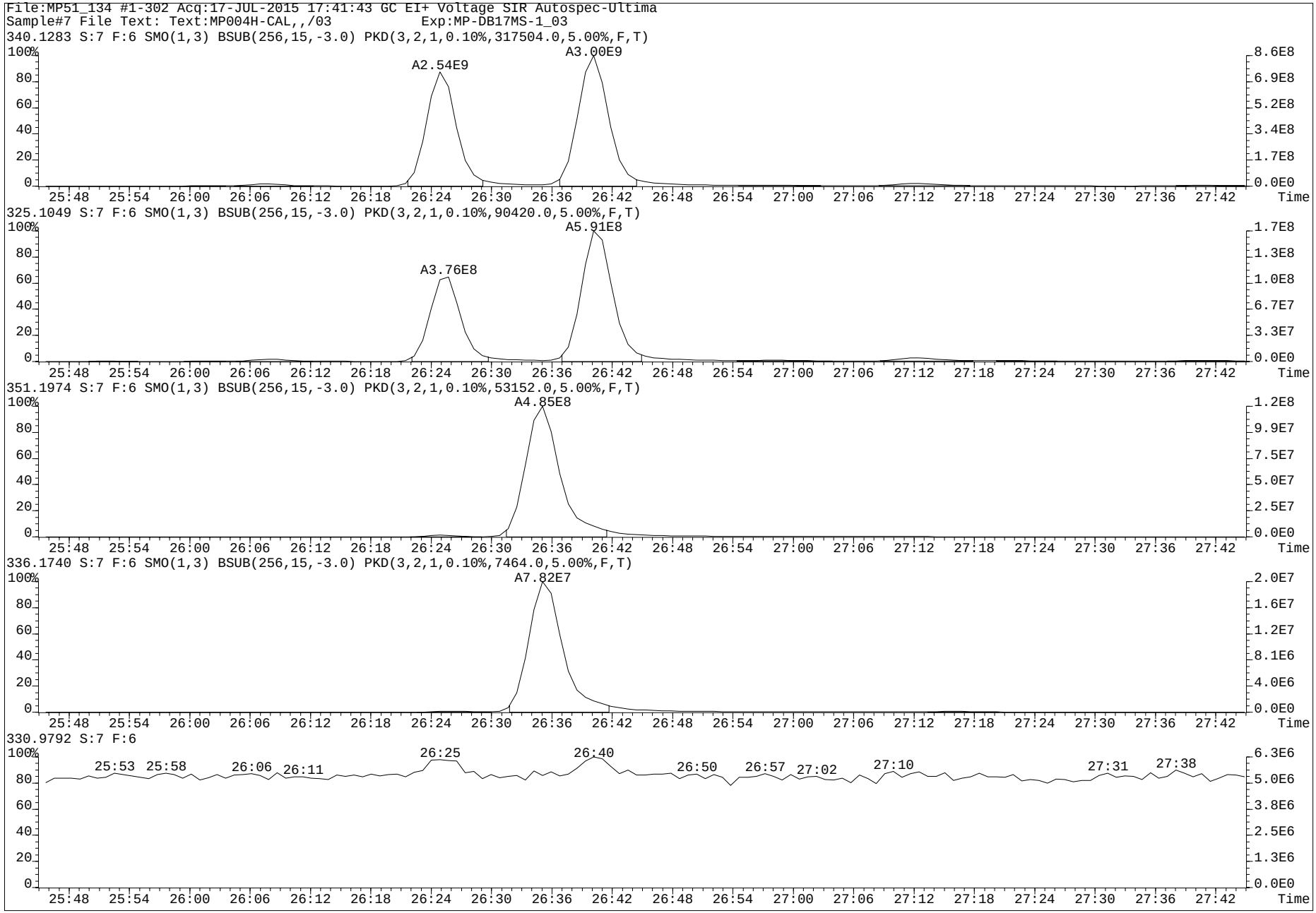
File:MP51_134 #1-302 Acq:17-JUL-2015 17:41:43 GC EI+ Voltage SIR Autospec-Ultima
Sample#7 File Text: Text:MP004H-CAL,,/03 Exp:MP-DB17MS-1_03
340.1283 S:7 F:6 SMO(1,3) BSUB(256,15,-3.0) PKD(3,2,1,0.10%,317504.0,5.00%,F,T)
A2.54E9
A3.00E9
325.1049 S:7 F:6 SMO(1,3) BSUB(256,15,-3.0) PKD(3,2,1,0.10%,90420.0,5.00%,F,T)
A3.76E8
A5.91E8
351.1974 S:7 F:6 SMO(1,3) BSUB(256,15,-3.0) PKD(3,2,1,0.10%,53152.0,5.00%,F,T)
A4.85E8
336.1740 S:7 F:6 SMO(1,3) BSUB(256,15,-3.0) PKD(3,2,1,0.10%,7464.0,5.00%,F,T)
A7.82E7
330.9792 S:7 F:6
25:53 25:58 26:06 26:11 26:25 26:40 26:50 26:57 27:02 27:10 27:31 27:38
Time

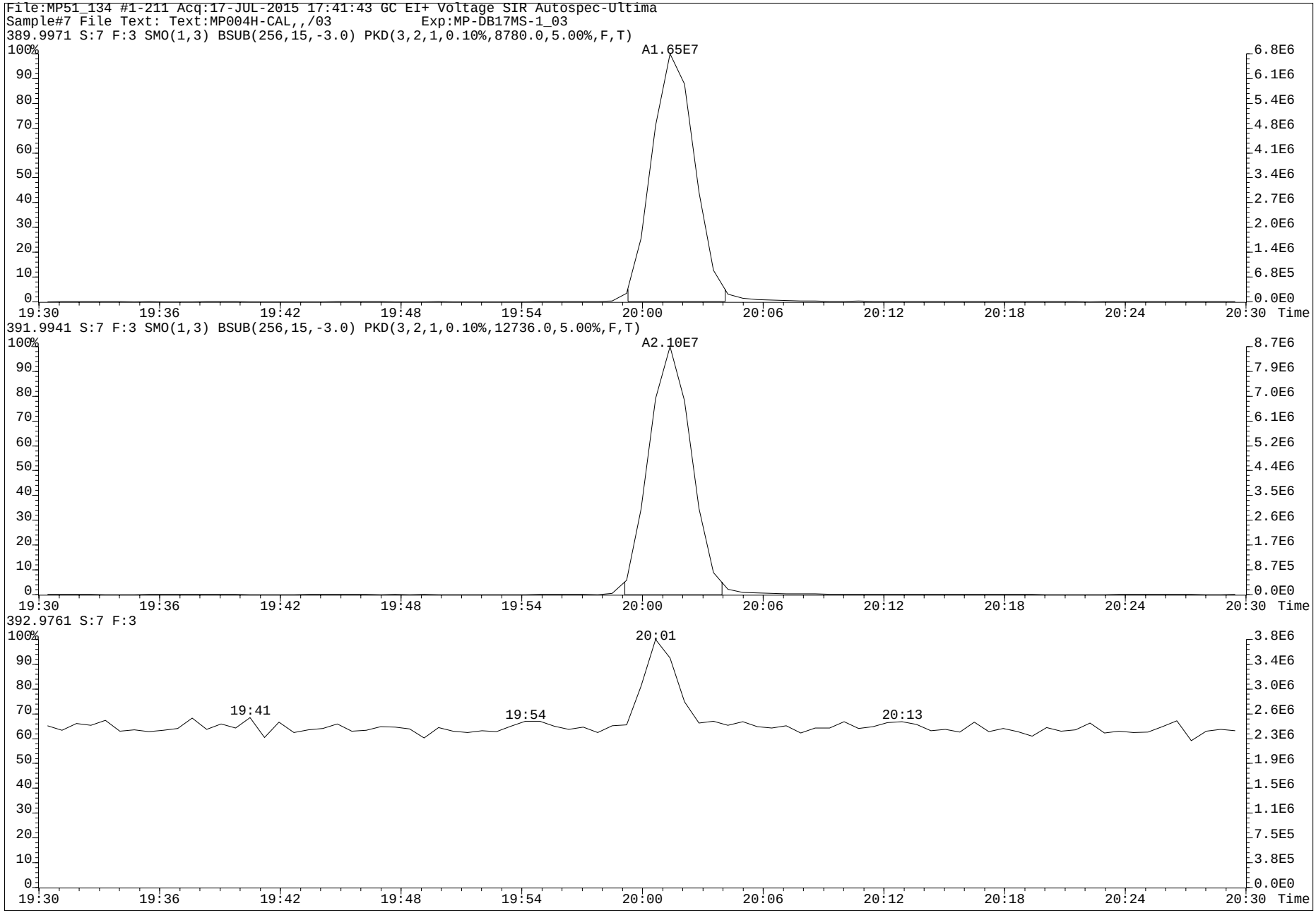
File:MP51_134 #1-211 Acq:17-JUL-2015 17:41:43 GC EI+ Voltage SIR Autospec-Ultima
Sample#7 File Text: Text:MP004H-CAL,,/03 Exp:MP-DB17MS-1_03
389.9971 S:7 F:3 SMO(1,3) BSUB(256,15,-3.0) PKD(3,2,1,0.10%,8780.0,5.00%,F,T)
A1.65E7
391.9941 S:7 F:3 SMO(1,3) BSUB(256,15,-3.0) PKD(3,2,1,0.10%,12736.0,5.00%,F,T)
A2.10E7
392.9761 S:7 F:3
20:01
19:41
19:54
20:13
Time

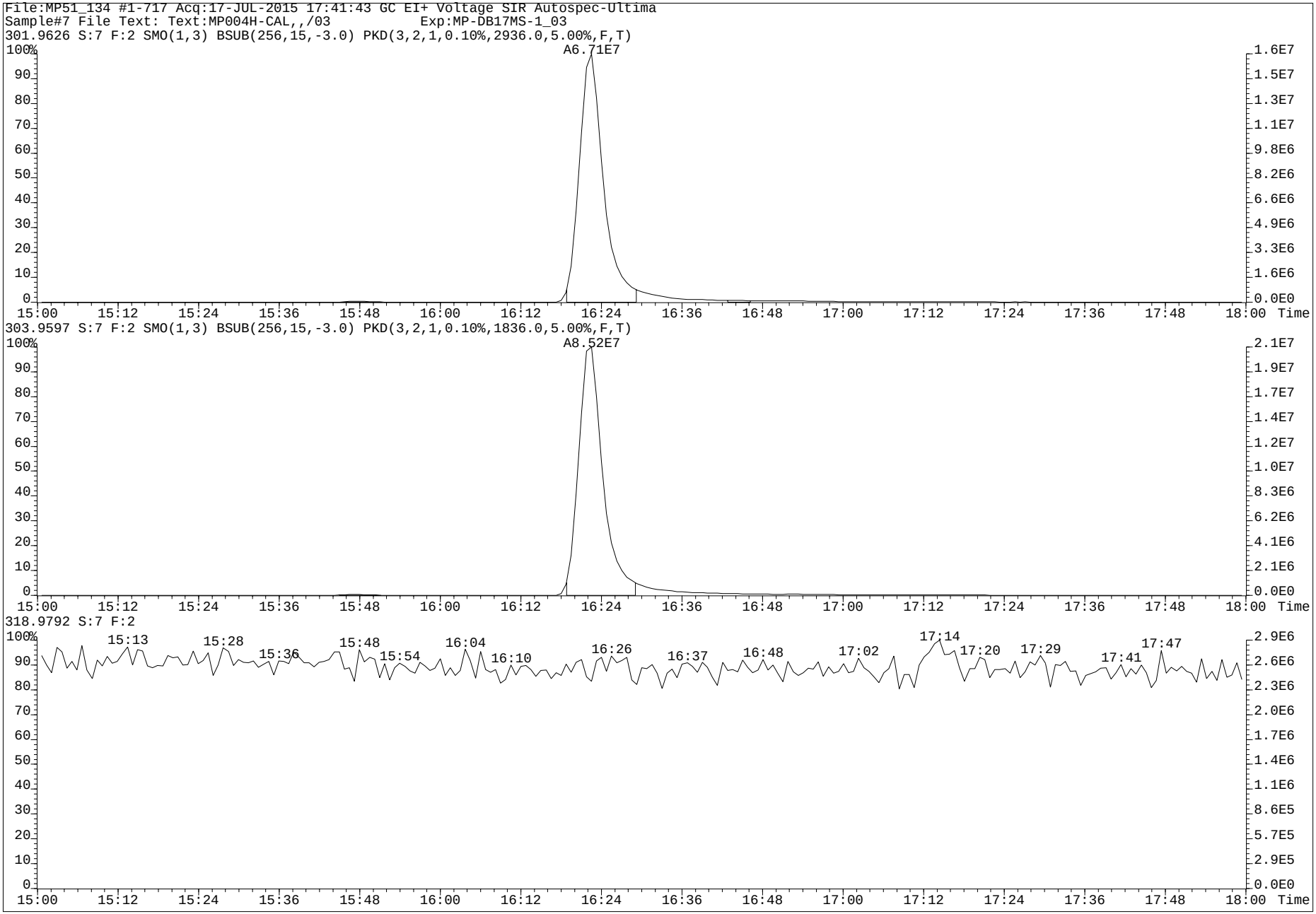
File:MP51_134 #1-717 Acq:17-JUL-2015 17:41:43 GC EI+ Voltage SIR Autospec-Ultima
Sample#7 File Text: Text:MP004H-CAL,,/03 Exp:MP-DB17MS-1_03
301.9626 S:7 F:2 SMO(1,3) BSUB(256,15,-3.0) PKD(3,2,1,0.10%,2936.0,5.00%,F,T)
A6.71E7
303.9597 S:7 F:2 SMO(1,3) BSUB(256,15,-3.0) PKD(3,2,1,0.10%,1836.0,5.00%,F,T)
A8.52E7
318.9792 S:7 F:2
15:13
15:28
15:36
15:48
15:54
16:04
16:10
16:26
16:37
16:48
17:02
17:14
17:20
17:29
17:41
17:47
Time

www.axysanalytical.com

Experiment : MP-DB17MS-1_03
GC Program : MP-DB17MS-1_01
Column type : DB17-MS
Serial # : USB503442H
kPa : 140
Vol injected: 2.0uL
PMT Voltage : 399

Temps -source: 250
-s resv: 200
-re_ent: 270
-cap_1 : 270
-cap_2 : 270

Tune : MO
List : VR
Check :
LIMS :
Logfile:

Date -list : 23-JUL-2015
-liner : 23-JUL-2015
-septum: 22-JUL-2015
-guard : 60cm 23-JUL-2015
-column: 30cm 21-JUL-2015
-t line: NEW 26-JUN-2015

#	Data file	S	V	Sample Text	Comments	Acquisition Date/Time
1	MP51_137A	1	1	MP004E-CAL,,/03	1,,2.0uL CS-5/Cal	23-JUL-15 20:47:19
2	MP51_137A	2	2	MP004E-CAL,,/03	1,,2.0uL CS-5/Cal	23-JUL-15 21:21:23
3	MP51_137A	3	3	WG51889-102,,SPM	1,WG51889,2.0/200uL	23-JUL-15 21:55:30
4	MP51_137A	4	4	Toluene,,	1,,1.0uL	23-JUL-15 22:29:36
5	MP51_137A	5	5	Toluene,,	1,,1.0uL	23-JUL-15 23:03:43
6	MP51_137A	6	6	WG51889-101,,BLK	1,WG51889,2.0/200uL	23-JUL-15 23:37:51
7	MP51_137A	7	7	L23368-6,,	1,WG51889,2.0/200uL	24-JUL-15 00:11:57
8	MP51_137A	8	8	L23368-7,,	1,WG51889,2.0/200uL	24-JUL-15 00:46:03
9	MP51_137A	9	9	L23368-8,,	1,WG51889,2.0/200uL	24-JUL-15 01:20:09
10	MP51_137A	10	10	L23368-9,,	1,WG51889,2.0/200uL	24-JUL-15 01:54:14
11	MP51_137A	11	11	L23368-10,,	1,WG51889,2.0/200uL	24-JUL-15 02:28:21
12	MP51_137A	12	12	L23368-11,,	1,WG51889,2.0/200uL	24-JUL-15 03:02:28
13	MP51_137A	13	13	L23368-12,,	1,WG51889,2.0/200uL	24-JUL-15 03:36:34
14	MP51_137A	14	14	L23368-13,,	1,WG51889,2.0/200uL	24-JUL-15 04:10:40
15	MP51_137A	15	15	L23368-14,,	1,WG51889,2.0/200uL	24-JUL-15 04:44:46
16	MP51_137A	16	16	WG51889-103,,SAR	1,WG51889,2.0/200uL	24-JUL-15 05:18:51
17	MP51_137A	17	17	MP004E-CAL,,/03	1,,1.0uL Cal	24-JUL-15 05:52:57
18	MP51_137A	18	18	MP004E-CAL,,/03	1,,1.0uL Cal	24-JUL-15 09:06:45
19	MP51_137A	19	19	MP004E-CAL,,/03	1,,1.0uL Cal	24-JUL-15 09:42:19
20	MP51_137A	20	20	Toluene,,	1,,1.0uL	24-JUL-15 10:17:05
21	MP51_137A	21	21	Toluene,,	1,,1.0uL	24-JUL-15 10:51:13
22	MP51_137A	22	22	L23368-15,,	1,WG51889,2.0/200uL	24-JUL-15 11:25:18
23	MP51_137A	23	23	L23368-16,,	1,WG51889,2.0/200uL	24-JUL-15 11:59:25
24	MP51_137A	24	24	L23368-17,,	1,WG51889,2.0/200uL	24-JUL-15 12:33:26
25	MP51_137A	25	25	L23368-18,,	1,WG51889,2.0/200uL	24-JUL-15 13:07:32
26	MP51_137A	26	26	L23368-19,,	1,WG51889,2.0/200uL	24-JUL-15 13:41:39
27	MP51_137A	27	27	L23368-20,,	1,WG51889,2.0/200uL	24-JUL-15 14:15:45
28	MP51_137A	28	28	L23368-21,,	1,WG51889,2.0/200uL	24-JUL-15 14:49:51
29	MP51_137A	29	29	L23368-22,,	1,WG51889,2.0/200uL	24-JUL-15 15:23:57
30	MP51_137A	30	30	L23368-23,,	1,WG51889,2.0/200uL	24-JUL-15 15:58:03
31	MP51_137A	31	31	L23368-24,,	1,WG51889,2.0/200uL	24-JUL-15 16:32:08
32	MP51_137A	32	32	MP004E-CAL,,/03	1,,1.0uL Cal	24-JUL-15 17:06:15
33	MP51_137A	33	33	MP004E-CAL,,/03	1,,1.0uL Cal	24-JUL-15 17:40:21



www.axysanalytical.com

Run #10 Filename MP51_137A S: 2 I: 1 Acquired: 23-JUL-15 21:21:23 Processed: 24-JUL-15 13:53:22
Run: mp51_137a-a Analyte: MP-DB17-C06 Cal: mp51_134-8a Results: mp51_137a-a Version: V3.6 6-JAN-2000 17:51:42
Sample text: MP004E-CAL,,/03 Comments: 1,,2.0uL CS-5/Cal
sample size: 1.000000 conc units: ng/mL total toxicity: 82.56 F1: 10.0000 F2: 1.0000

	Typ	Name	#Hom	Resp	RA		RT	Conc	Tox #1	DL	Rec	M?
1	Unk	1-OH-Naphthalene	1	3.19e+08	0.75	n	8:05	205.323	21	0.1662	-	n
2	Unk	1-OH-Pyrene	1	5.04e+08	4.25	n	20:42	206.432	21	0.3048	-	n
3	Unk	3-OH-Chrysene	1	8.80e+07	2.02	n	22:59	47.400	5	0.4883	-	n
4	Unk	3-OH-Benz[a]anthracene	1	1.09e+08	2.09	n	23:10	51.294	26	0.4124	-	n
5	Unk	7,8-OH-Benzo[a]pyrene-C	0	*	*	n	NotFnd	*	*	*	-	n
6	Unk	7,8-OH-Benzo[a]pyrene-T	0	*	*	n	NotFnd	*	*	*	-	n
7	Unk	7,8-OH-Benzo[a]pyrene-3	0	*	*	n	NotFnd	*	*	*	-	n
8	Unk	9-OH-Benzo[a]pyrene	1	4.36e+07	7.33	n	26:26	52.038	5	0.1571	-	n
9	Unk	3-OH-Benzo[a]pyrene	1	3.75e+07	5.76	n	26:41	57.909	6	0.2838	-	n
10	Unk	7,8-OH-Benzo[a]pyrene-4	0	*	*	n	NotFnd	*	*	*	-	n
11	IS	13C6-1-OH-Naphthalene	1	3.24e+08	0.76	n	8:05	186.426	-	0.2069	74.6	n
12	IS	13C6-1-OH-Pyrene	1	6.02e+08	3.92	n	20:42	255.644	-	0.1252	102.3	n
13	IS	13C6-1-OH-BAA	1	5.43e+08	2.39	n	22:27	297.337	-	0.0760	✓118.0	n
14	IS	13C6-3-OH-Chrysene	1	5.76e+08	2.04	n	22:59	278.176	-	0.0671	110.2	n
15	IS	D11-3-OH-Benzo[a]pyrene	1	2.51e+08	6.98	n	26:35	278.164	-	0.2174	111.8	n
16	IS	13C-CL4-OH-PCB-79	1	1.25e+07	0.78	y	20:01	38.387	-	0.4964	76.8	n
17	IS	13C-CL4-PCB-79	0	*	*	n	NotFnd	*	-	*	Div0	n
18	RS	13C-CL4-PCB-81	1	7.74e+07	0.78	y	16:20	24.472	-	-	-	n
19	Tot	Fn1 Lock	-	-			-	-	-	-	-	n
20	Tot	Fn2 Lock	-	-			-	-	-	-	-	n
21	Tot	Fn3 Lock	-	-			-	-	-	-	-	n
22	Tot	Fn4 Lock	-	-			-	-	-	-	-	n
23	Tot	Fn4 Lock	-	-			-	-	-	-	-	n
24	Tot	Fn5 Lock	-	-			-	-	-	-	-	n
25	Tot	Fn6 Lock	-	-			-	-	-	-	-	n

PV AS 8-AUG-2015

SV by MN
10-Aug-2015

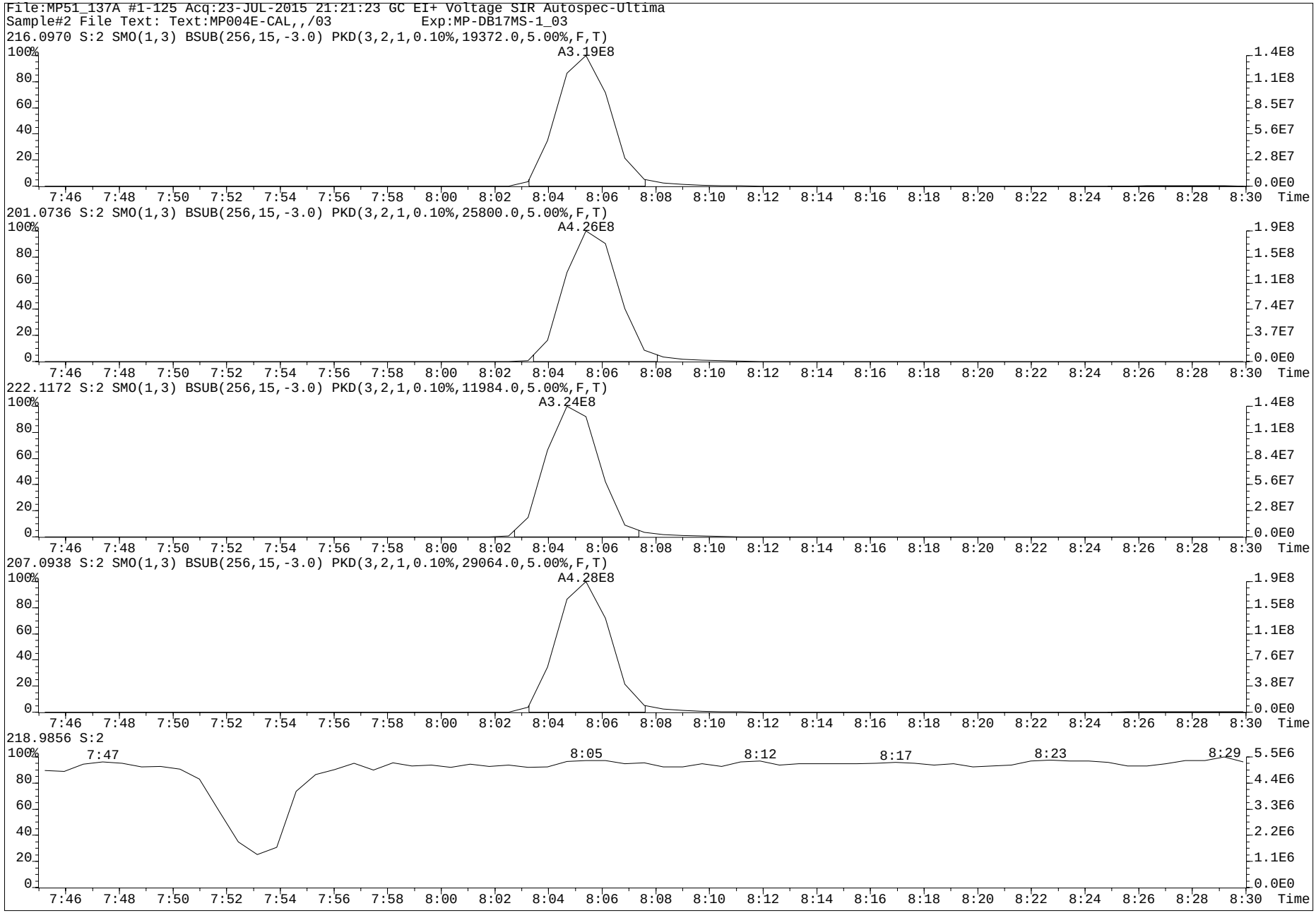
File:MP51_137A #1-125 Acq:23-JUL-2015 21:21:23 GC EI+ Voltage SIR Autospec-Ultima
Sample#2 File Text: Text:MP004E-CAL,,/03 Exp:MP-DB17MS-1_03
216.0970 S:2 SMO(1,3) BSUB(256,15,-3.0) PKD(3,2,1,0.10%,19372.0,5.00%,F,T)
A3.19E8
201.0736 S:2 SMO(1,3) BSUB(256,15,-3.0) PKD(3,2,1,0.10%,25800.0,5.00%,F,T)
A4.26E8
222.1172 S:2 SMO(1,3) BSUB(256,15,-3.0) PKD(3,2,1,0.10%,11984.0,5.00%,F,T)
A3.24E8
207.0938 S:2 SMO(1,3) BSUB(256,15,-3.0) PKD(3,2,1,0.10%,29064.0,5.00%,F,T)
A4.28E8
218.9856 S:2
7:47
8:05
8:12
8:17
8:23
8:29
Time

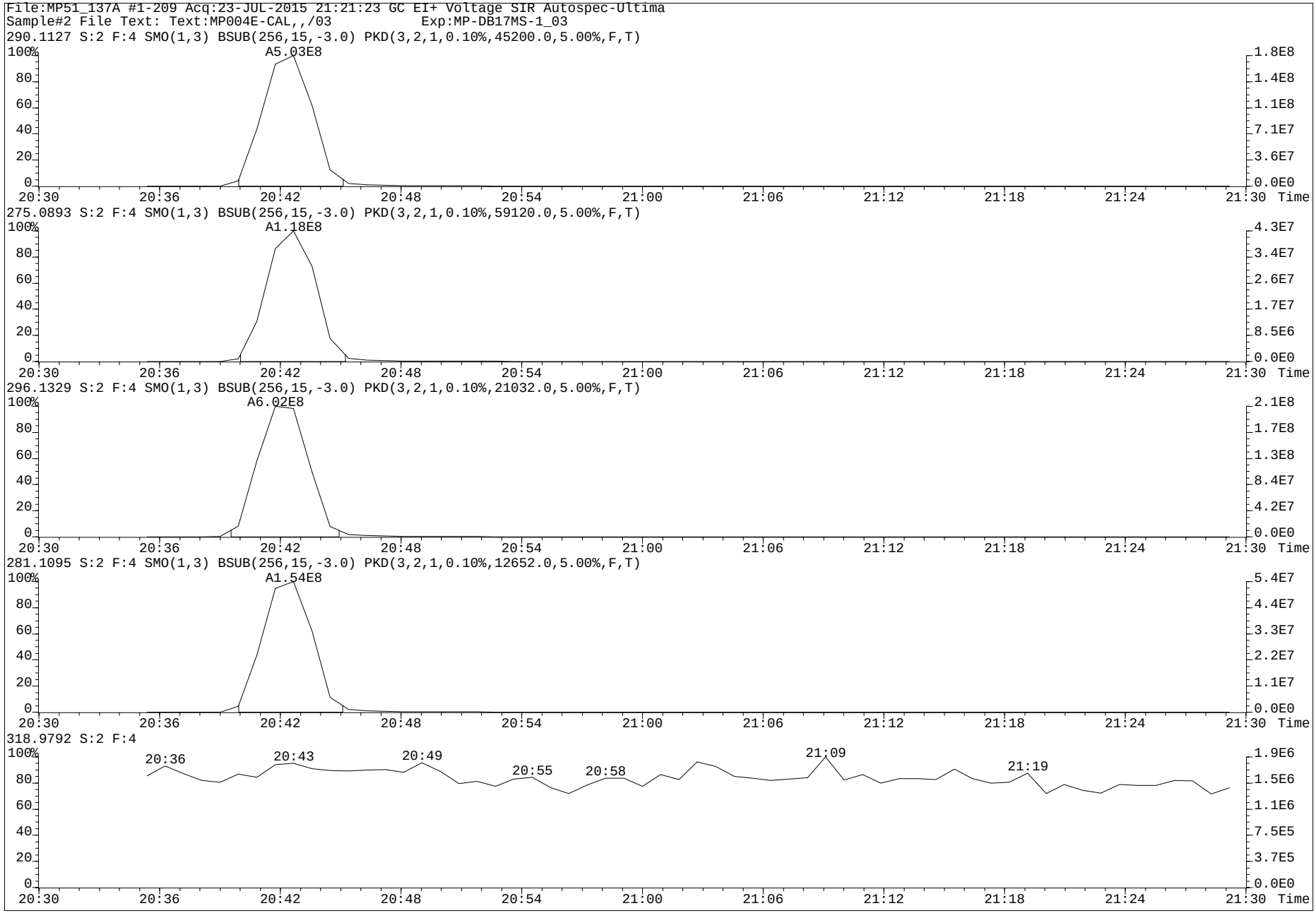
File:MP51_137A #1-209 Acq:23-JUL-2015 21:21:23 GC EI+ Voltage SIR Autospec-Ultima
Sample#2 File Text: Text:MP004E-CAL,,/03 Exp:MP-DB17MS-1_03
290.1127 S:2 F:4 SMO(1,3) BSUB(256,15,-3.0) PKD(3,2,1,0.10%,45200.0,5.00%,F,T)
A5.03E8
275.0893 S:2 F:4 SMO(1,3) BSUB(256,15,-3.0) PKD(3,2,1,0.10%,59120.0,5.00%,F,T)
A1.18E8
296.1329 S:2 F:4 SMO(1,3) BSUB(256,15,-3.0) PKD(3,2,1,0.10%,21032.0,5.00%,F,T)
A6.02E8
281.1095 S:2 F:4 SMO(1,3) BSUB(256,15,-3.0) PKD(3,2,1,0.10%,12652.0,5.00%,F,T)
A1.54E8
318.9792 S:2 F:4
20:36
20:43
20:49
20:55
20:58
21:09
21:19
Time

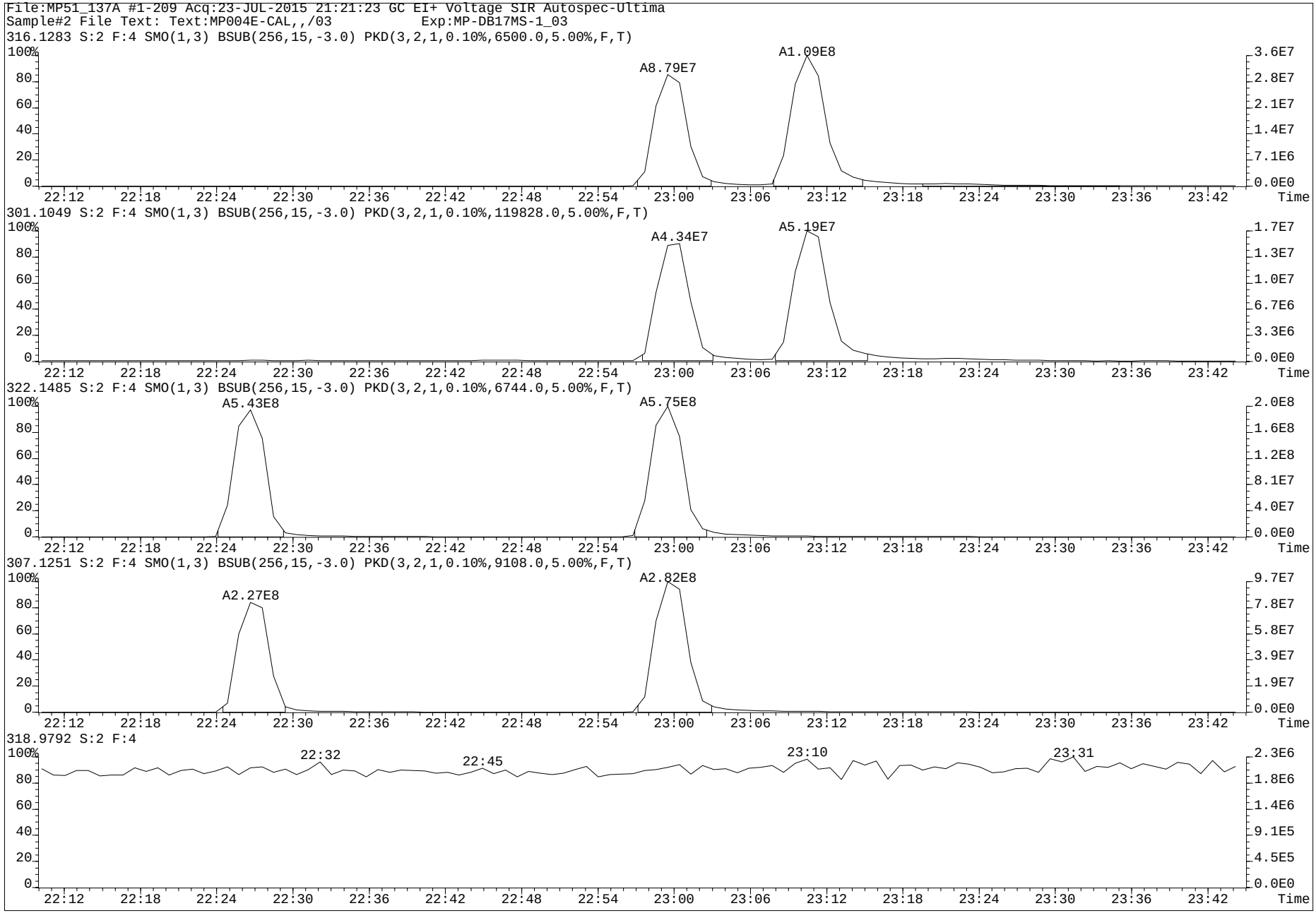
File:MP51_137A #1-209 Acq:23-JUL-2015 21:21:23 GC EI+ Voltage SIR Autospec-Ultima
Sample#2 File Text: Text:MP004E-CAL,,/03 Exp:MP-DB17MS-1_03
316.1283 S:2 F:4 SMO(1,3) BSUB(256,15,-3.0) PKD(3,2,1,0.10%,6500.0,5.00%,F,T)
A8.79E7
A1.09E8
301.1049 S:2 F:4 SMO(1,3) BSUB(256,15,-3.0) PKD(3,2,1,0.10%,119828.0,5.00%,F,T)
A4.34E7
A5.19E7
322.1485 S:2 F:4 SMO(1,3) BSUB(256,15,-3.0) PKD(3,2,1,0.10%,6744.0,5.00%,F,T)
A5.43E8
A5.75E8
307.1251 S:2 F:4 SMO(1,3) BSUB(256,15,-3.0) PKD(3,2,1,0.10%,9108.0,5.00%,F,T)
A2.27E8
A2.82E8
318.9792 S:2 F:4
22:32
22:45
23:10
23:31
Time

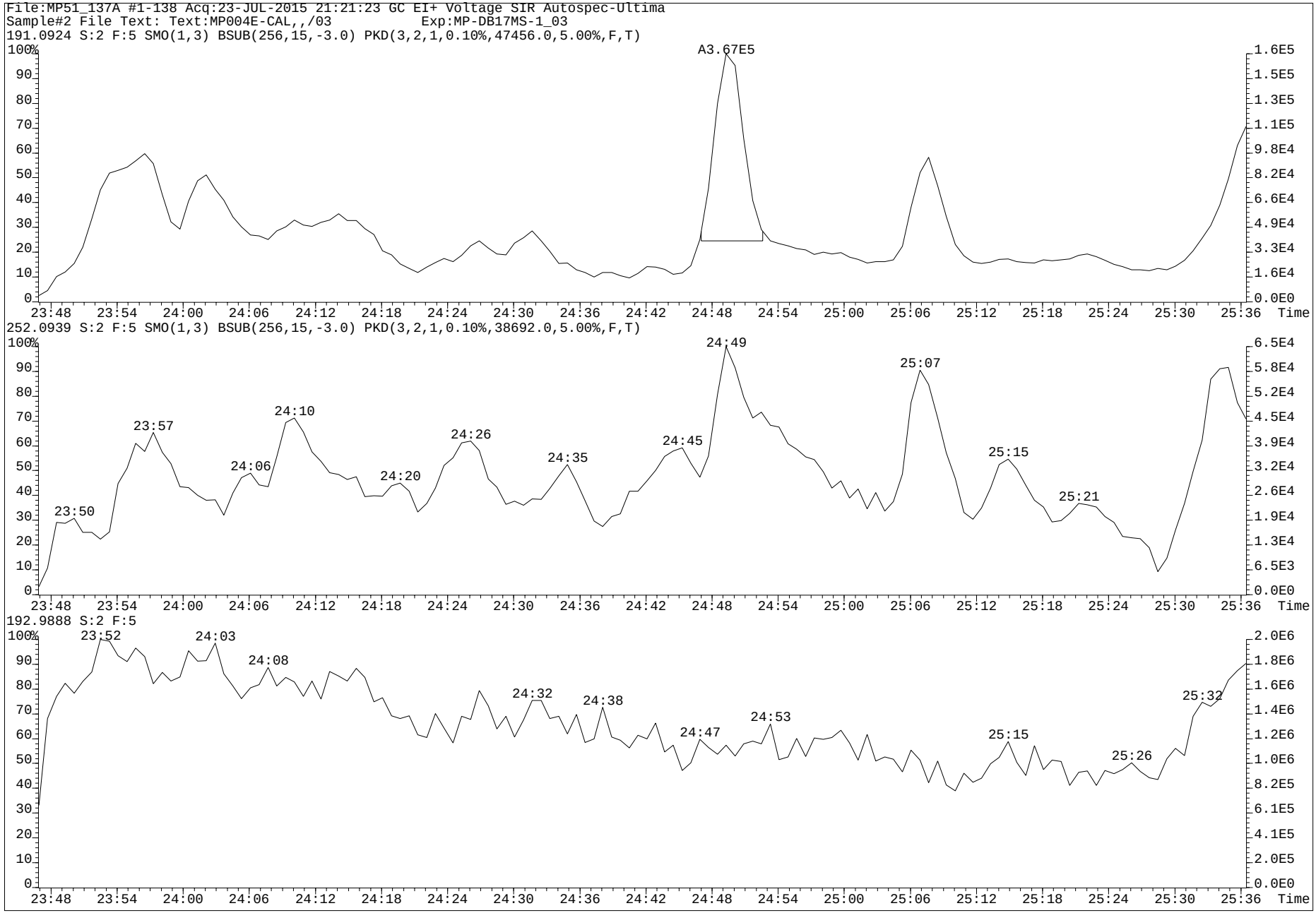
File:MP51_137A #1-138 Acq:23-JUL-2015 21:21:23 GC EI+ Voltage SIR Autospec-Ultima
Sample#2 File Text: Text:MP004E-CAL,,/03 Exp:MP-DB17MS-1_03
191.0924 S:2 F:5 SMO(1,3) BSUB(256,15,-3.0) PKD(3,2,1,0.10%,47456.0,5.00%,F,T)
A3.67E5
252.0939 S:2 F:5 SMO(1,3) BSUB(256,15,-3.0) PKD(3,2,1,0.10%,38692.0,5.00%,F,T)
23:50
23:57
24:06
24:10
24:20
24:26
24:35
24:45
24:49
25:07
25:15
25:21
192.9888 S:2 F:5
23:52
24:03
24:08
24:32
24:38
24:47
24:53
25:15
25:26
25:32
Time

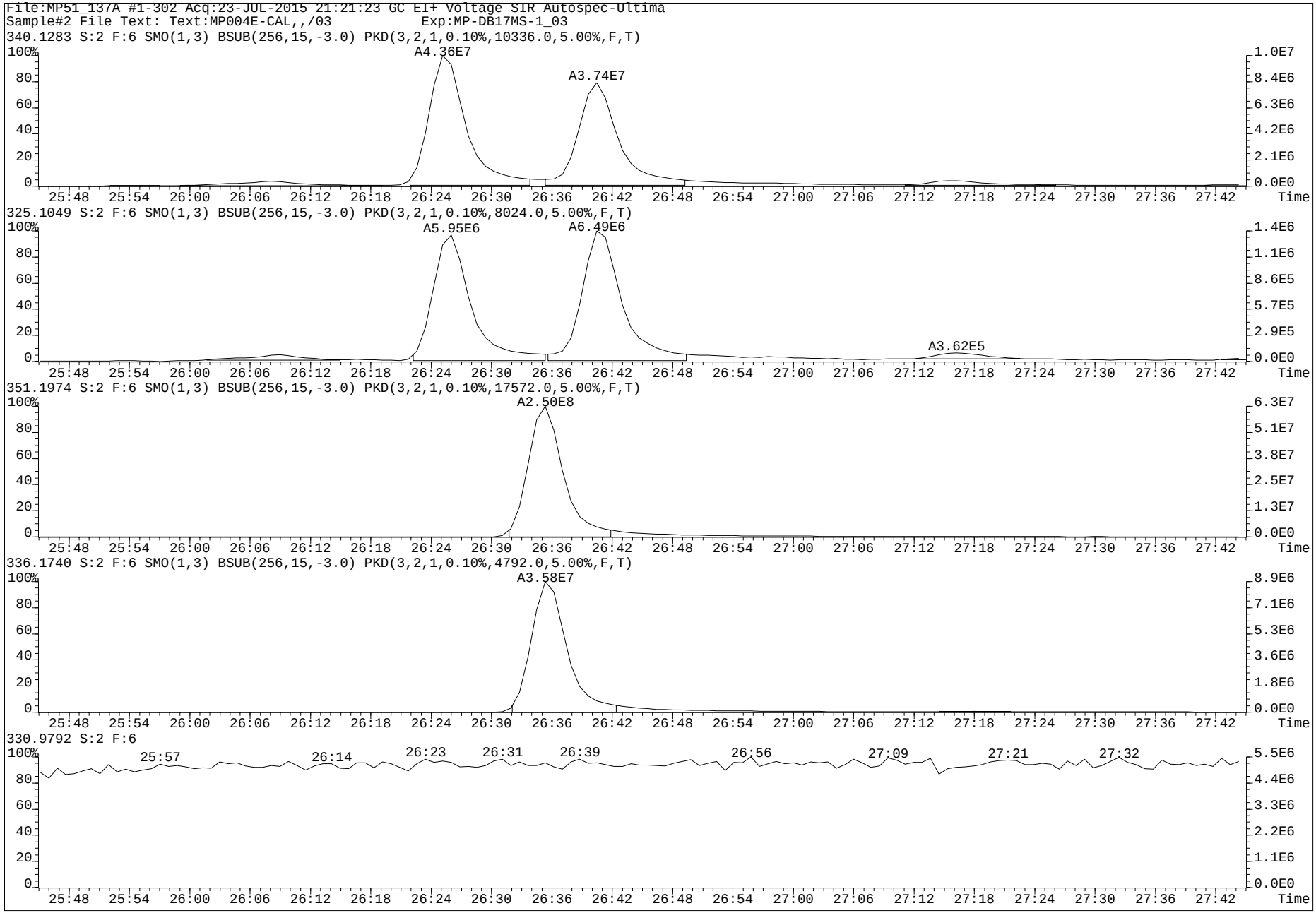
File:MP51_137A #1-302 Acq:23-JUL-2015 21:21:23 GC EI+ Voltage SIR Autospec-Ultima
Sample#2 File Text: Text:MP004E-CAL,,/03 Exp:MP-DB17MS-1_03
340.1283 S:2 F:6 SMO(1,3) BSUB(256,15,-3.0) PKD(3,2,1,0.10%,10336.0,5.00%,F,T)
A4.36E7
A3.74E7
325.1049 S:2 F:6 SMO(1,3) BSUB(256,15,-3.0) PKD(3,2,1,0.10%,8024.0,5.00%,F,T)
A5.95E6
A6.49E6
A3.62E5
351.1974 S:2 F:6 SMO(1,3) BSUB(256,15,-3.0) PKD(3,2,1,0.10%,17572.0,5.00%,F,T)
A2.50E8
336.1740 S:2 F:6 SMO(1,3) BSUB(256,15,-3.0) PKD(3,2,1,0.10%,4792.0,5.00%,F,T)
A3.58E7
330.9792 S:2 F:6
25:57
26:14
26:23
26:31
26:39
26:56
27:09
27:21
27:32
Time

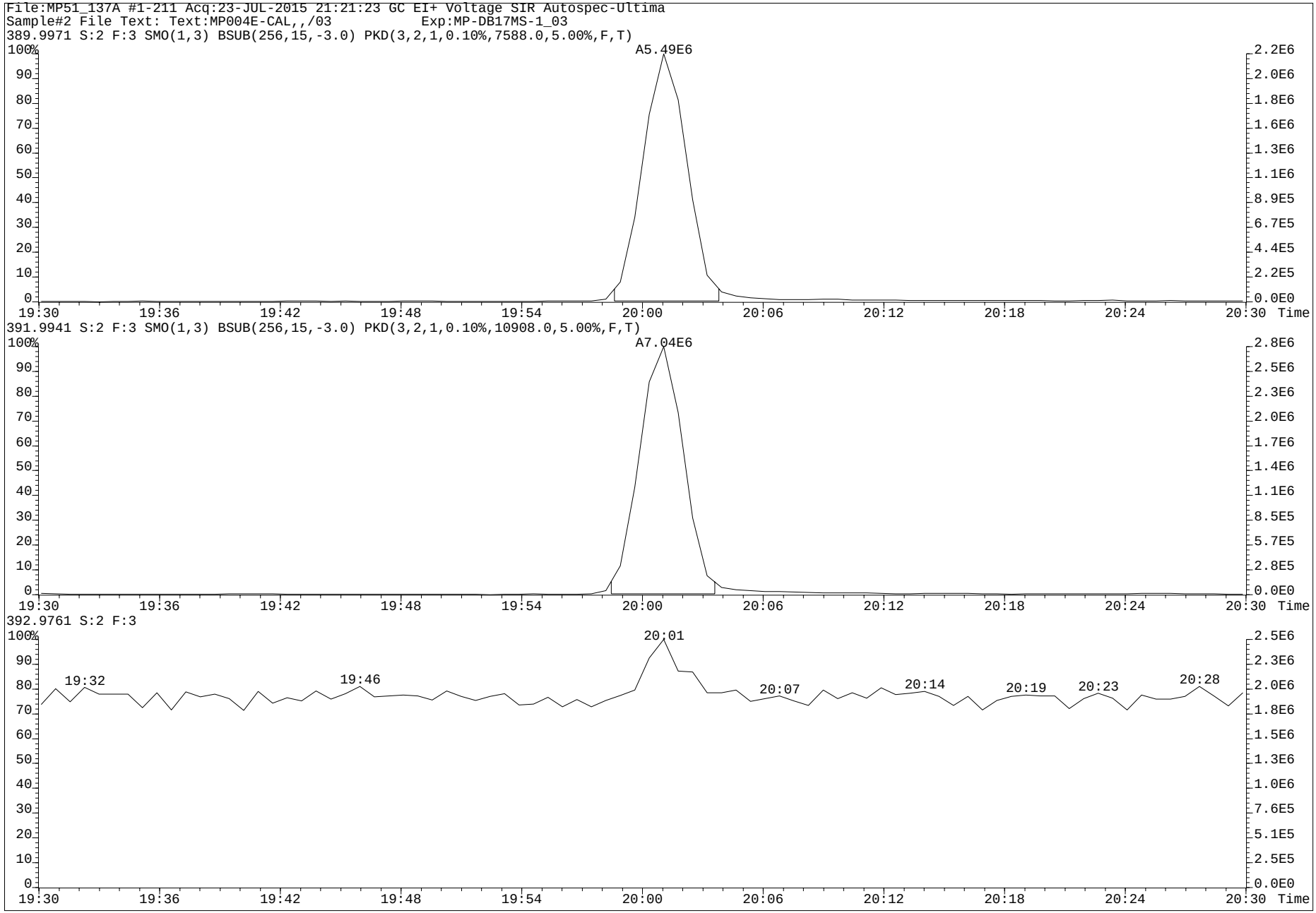
File:MP51_137A #1-211 Acq:23-JUL-2015 21:21:23 GC EI+ Voltage SIR Autospec-Ultima
Sample#2 File Text: Text:MP004E-CAL,,/03 Exp:MP-DB17MS-1_03
389.9971 S:2 F:3 SMO(1,3) BSUB(256,15,-3.0) PKD(3,2,1,0.10%,7588.0,5.00%,F,T)
A5.49E6
391.9941 S:2 F:3 SMO(1,3) BSUB(256,15,-3.0) PKD(3,2,1,0.10%,10908.0,5.00%,F,T)
A7.04E6
392.9761 S:2 F:3
19:32
19:46
20:01
20:07
20:14
20:19
20:23
20:28
19:30 19:36 19:42 19:48 19:54 20:00 20:06 20:12 20:18 20:24 20:30 Time

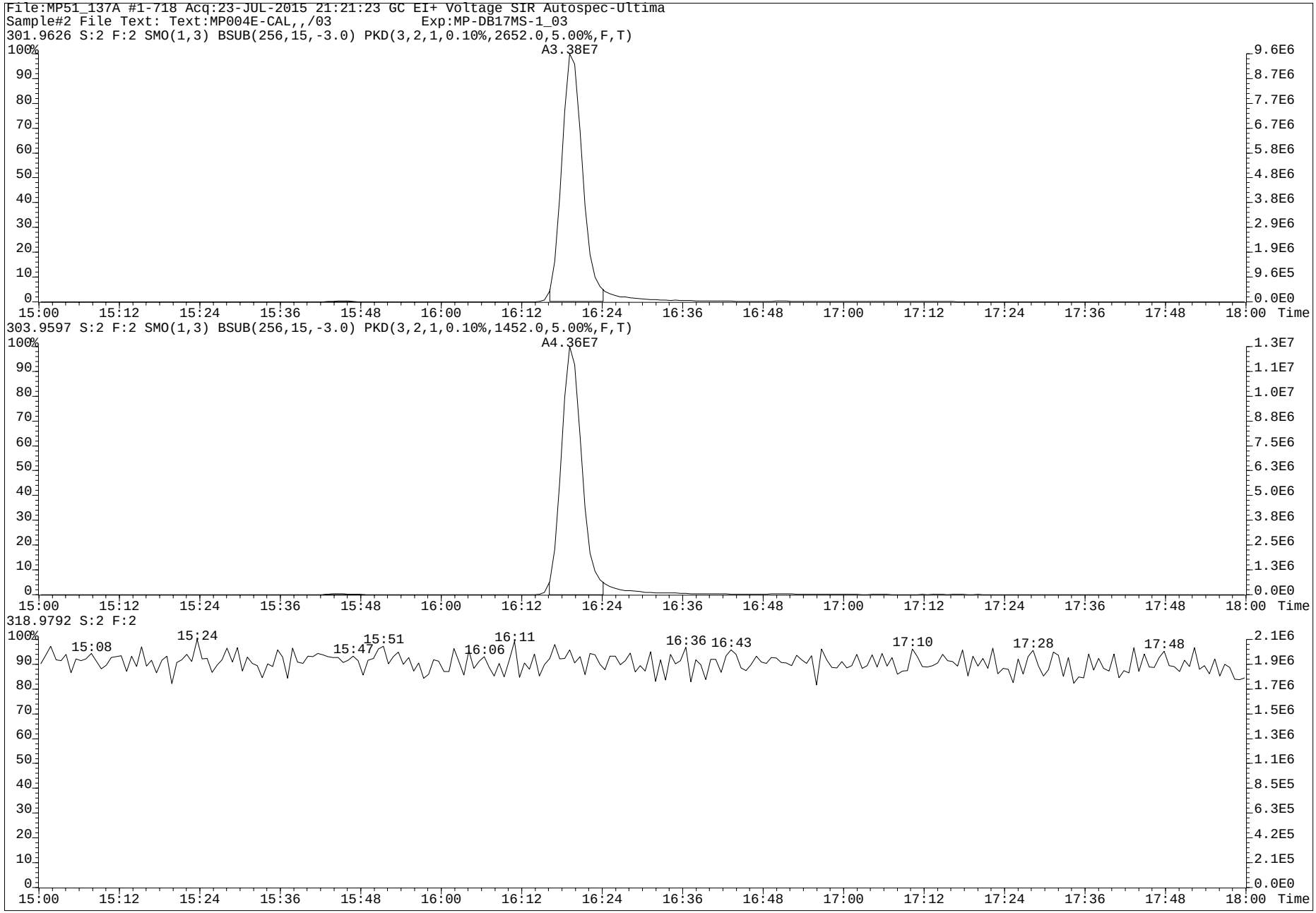
File:MP51_137A #1-718 Acq:23-JUL-2015 21:21:23 GC EI+ Voltage SIR Autospec-Ultima
Sample#2 File Text: Text:MP004E-CAL,,/03 Exp:MP-DB17MS-1_03
301.9626 S:2 F:2 SMO(1,3) BSUB(256,15,-3.0) PKD(3,2,1,0.10%,2652.0,5.00%,F,T)
A3.38E7
303.9597 S:2 F:2 SMO(1,3) BSUB(256,15,-3.0) PKD(3,2,1,0.10%,1452.0,5.00%,F,T)
A4.36E7
318.9792 S:2 F:2
15:08
15:24
15:47
15:51
16:06
16:11
16:36
16:43
17:10
17:28
17:48
Time

www.axysanalytical.com

Run #10 Filename MP51_137A S: 19 I: 1 Acquired: 24-JUL-15 09:42:19 Processed: 24-JUL-15 13:53:34
Run: mp51_137a-a Analyte: MP-DB17-C06 Cal: mp51_134-8a Results: MP51_137A-B Version: V3.6 6-JAN-2000 17:51:42
Sample text: MP004E-CAL,,/03 Comments: 1,,1.0uL Cal
sample size: 1.000000 conc units: ng/mL total toxicity: 84.23 F1: 10.0000 F2: 1.0000

	Typ	Name	#Hom	Resp	RA		RT	Conc	Tox #1	DL	Rec	M?
1	Unk	1-OH-Naphthalene	1	3.21e+08	0.79	n	8:04	213.445	21	0.1824	-	n
2	Unk	1-OH-Pyrene	1	4.42e+08	4.03	n	20:42	205.739	21	0.2346	-	n
3	Unk	3-OH-Chrysene	1	7.78e+07	2.03	n	22:59	47.156	5	0.6231	-	n
4	Unk	3-OH-Benz[a]anthracene	1	9.95e+07	2.07	n	23:10	51.834	26	0.5095	-	n
5	Unk	7,8-OH-Benzo[a]pyrene-C	0	*	*	n	NotFnd	*	*	*	-	n
6	Unk	7,8-OH-Benzo[a]pyrene-T	0	*	*	n	NotFnd	*	*	*	-	n
7	Unk	7,8-OH-Benzo[a]pyrene-3	1	2.59e+06	28.04	n	26:07	*	*	*	-	n
8	Unk	9-OH-Benzo[a]pyrene	1	4.32e+07	7.93	n	26:26	57.992	6	0.6369	-	n
9	Unk	3-OH-Benzo[a]pyrene	1	3.71e+07	6.85	n	26:41	58.828	6	1.1741	-	n
10	Unk	7,8-OH-Benzo[a]pyrene-4	0	*	*	n	NotFnd	*	*	*	-	n
11	IS	13C6-1-OH-Naphthalene	1	3.13e+08	0.75	n	8:04	210.338	-	0.1124	84.1	n
12	IS	13C6-1-OH-Pyrene	1	5.30e+08	3.77	n	20:41	262.510	-	0.2650	105.0	n
13	IS	13C6-1-OH-BAA	1	4.92e+08	2.48	n	22:26	314.320	-	0.4564	124.7	n
14	IS	13C6-3-OH-Chrysene	1	5.12e+08	2.03	n	22:58	288.539	-	0.4030	114.3	n
15	IS	D11-3-OH-Benzo[a]pyrene	1	2.44e+08	7.09	n	26:35	316.377	-	0.3811	127.2	n
16	IS	13C-CL4-OH-PCB-79	1	1.11e+07	0.79	y	20:00	39.723	-	0.6382	79.4	n
17	IS	13C-CL4-PCB-79	0	*	*	n	NotFnd	*	-	*	Div0	n
18	RS	13C-CL4-PCB-81	1	6.64e+07	0.78	y	16:20	20.972	-	-	-	n
19	Tot	Fn1 Lock	-	-			-	-	-	-	-	n
20	Tot	Fn2 Lock	-	-			-	-	-	-	-	n
21	Tot	Fn3 Lock	-	-			-	-	-	-	-	n
22	Tot	Fn4 Lock	-	-			-	-	-	-	-	n
23	Tot	Fn4 Lock	-	-			-	-	-	-	-	n
24	Tot	Fn5 Lock	-	-			-	-	-	-	-	n
25	Tot	Fn6 Lock	-	-			-	-	-	-	-	n

PV AS 8-AUG-2015

SV by MW
11-Aug-2015

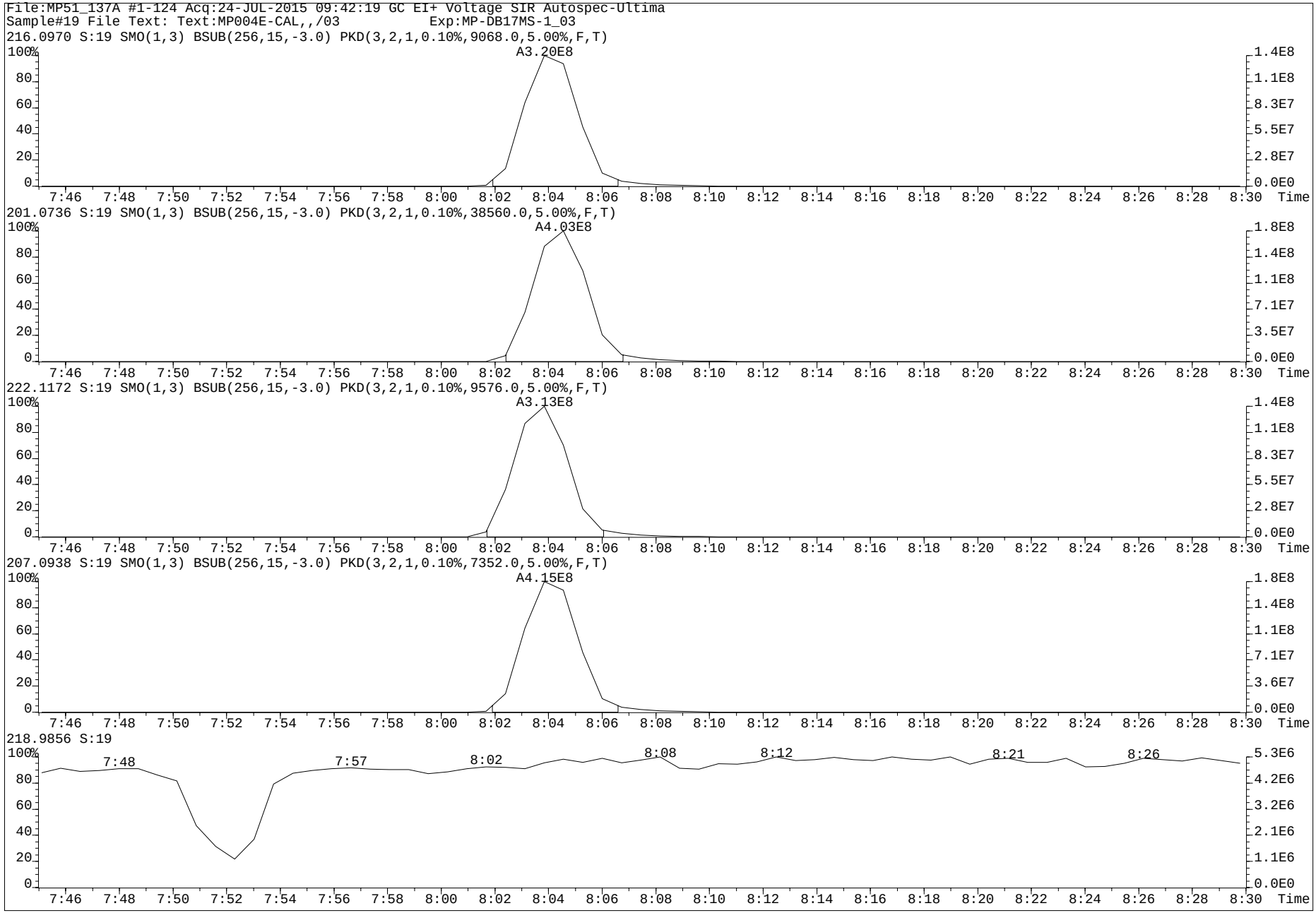
File:MP51_137A #1-124 Acq:24-JUL-2015 09:42:19 GC EI+ Voltage SIR Autospec-Ultima
Sample#19 File Text: Text:MP004E-CAL,,/03 Exp:MP-DB17MS-1_03
216.0970 S:19 SMO(1,3) BSUB(256,15,-3.0) PKD(3,2,1,0.10%,9068.0,5.00%,F,T)
A3.20E8
201.0736 S:19 SMO(1,3) BSUB(256,15,-3.0) PKD(3,2,1,0.10%,38560.0,5.00%,F,T)
A4.03E8
222.1172 S:19 SMO(1,3) BSUB(256,15,-3.0) PKD(3,2,1,0.10%,9576.0,5.00%,F,T)
A3.13E8
207.0938 S:19 SMO(1,3) BSUB(256,15,-3.0) PKD(3,2,1,0.10%,7352.0,5.00%,F,T)
A4.15E8
218.9856 S:19
7:48
7:57
8:02
8:08
8:12
8:21
8:26
Time

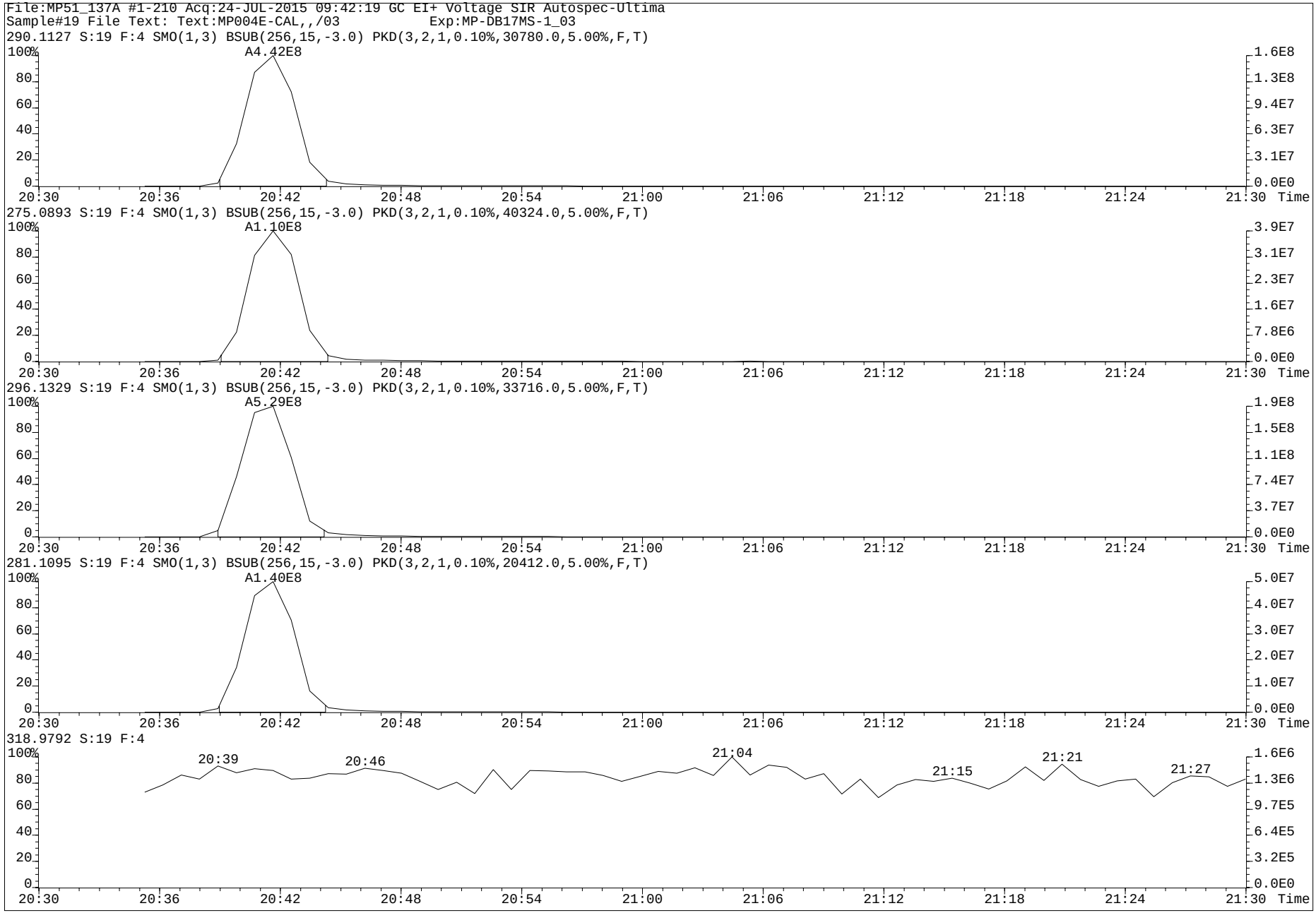
File:MP51_137A #1-210 Acq:24-JUL-2015 09:42:19 GC EI+ Voltage SIR Autospec-Ultima
Sample#19 File Text: Text:MP004E-CAL,,/03 Exp:MP-DB17MS-1_03
290.1127 S:19 F:4 SMO(1,3) BSUB(256,15,-3.0) PKD(3,2,1,0.10%,30780.0,5.00%,F,T)
A4.42E8
275.0893 S:19 F:4 SMO(1,3) BSUB(256,15,-3.0) PKD(3,2,1,0.10%,40324.0,5.00%,F,T)
A1.10E8
296.1329 S:19 F:4 SMO(1,3) BSUB(256,15,-3.0) PKD(3,2,1,0.10%,33716.0,5.00%,F,T)
A5.29E8
281.1095 S:19 F:4 SMO(1,3) BSUB(256,15,-3.0) PKD(3,2,1,0.10%,20412.0,5.00%,F,T)
A1.40E8
318.9792 S:19 F:4
20:39
20:46
21:04
21:15
21:21
21:27
Time

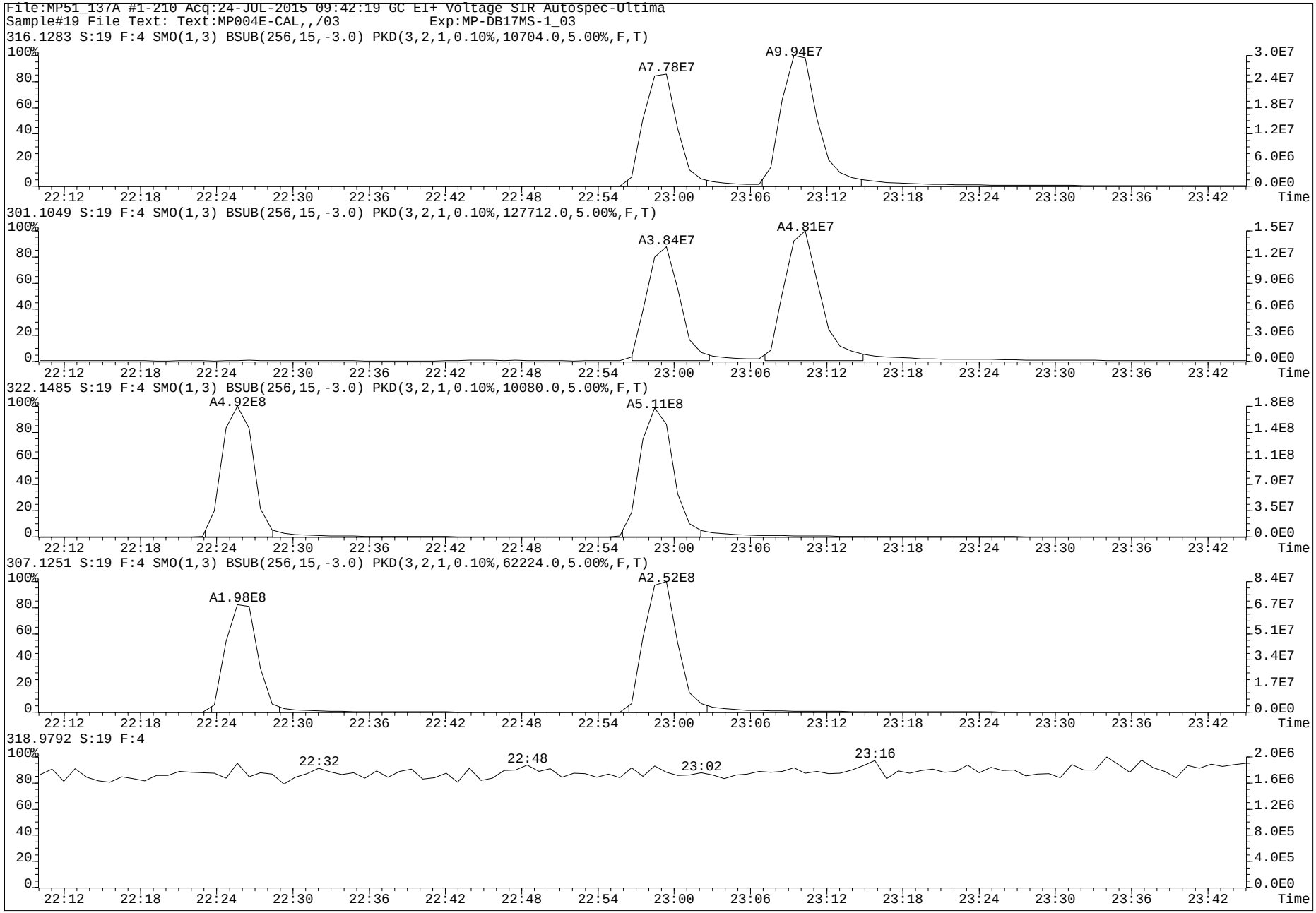
File:MP51_137A #1-210 Acq:24-JUL-2015 09:42:19 GC EI+ Voltage SIR Autospec-Ultima
Sample#19 File Text: Text:MP004E-CAL,,/03 Exp:MP-DB17MS-1_03
316.1283 S:19 F:4 SMO(1,3) BSUB(256,15,-3.0) PKD(3,2,1,0.10%,10704.0,5.00%,F,T)
A7.78E7
A9.94E7
301.1049 S:19 F:4 SMO(1,3) BSUB(256,15,-3.0) PKD(3,2,1,0.10%,127712.0,5.00%,F,T)
A3.84E7
A4.81E7
322.1485 S:19 F:4 SMO(1,3) BSUB(256,15,-3.0) PKD(3,2,1,0.10%,10080.0,5.00%,F,T)
A4.92E8
A5.11E8
307.1251 S:19 F:4 SMO(1,3) BSUB(256,15,-3.0) PKD(3,2,1,0.10%,62224.0,5.00%,F,T)
A1.98E8
A2.52E8
318.9792 S:19 F:4
22:32
22:48
23:02
23:16
Time

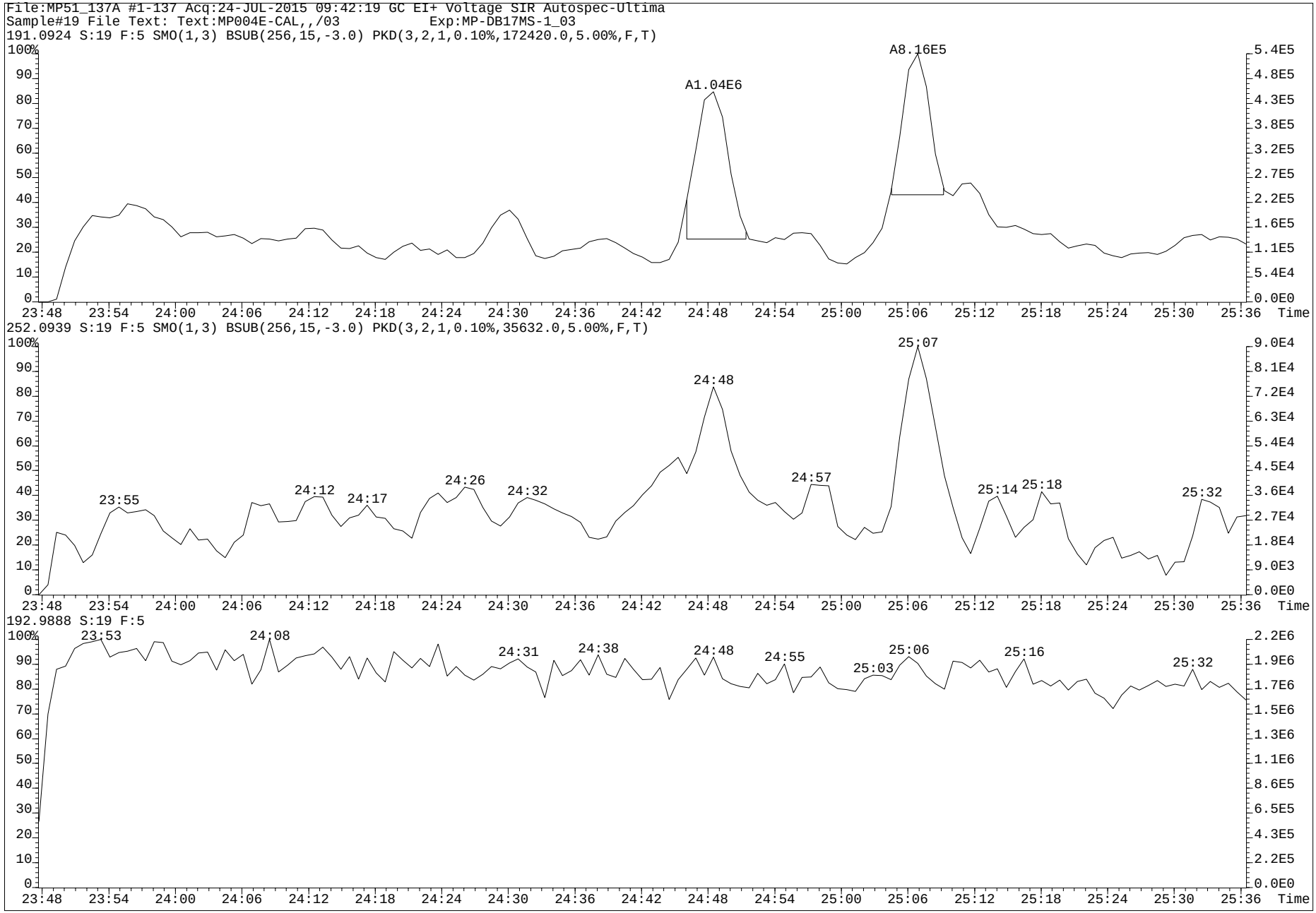
File:MP51_137A #1-137 Acq:24-JUL-2015 09:42:19 GC EI+ Voltage SIR Autospec-Ultima
Sample#19 File Text: Text:MP004E-CAL,,/03 Exp:MP-DB17MS-1_03
191.0924 S:19 F:5 SMO(1,3) BSUB(256,15,-3.0) PKD(3,2,1,0.10%,172420.0,5.00%,F,T)
A1.04E6
A8.16E5
252.0939 S:19 F:5 SMO(1,3) BSUB(256,15,-3.0) PKD(3,2,1,0.10%,35632.0,5.00%,F,T)
23:55
24:12
24:17
24:26
24:32
24:48
24:57
25:07
25:14
25:18
25:32
192.9888 S:19 F:5
23:53
24:08
24:31
24:38
24:48
24:55
25:03
25:06
25:16
25:32
Time

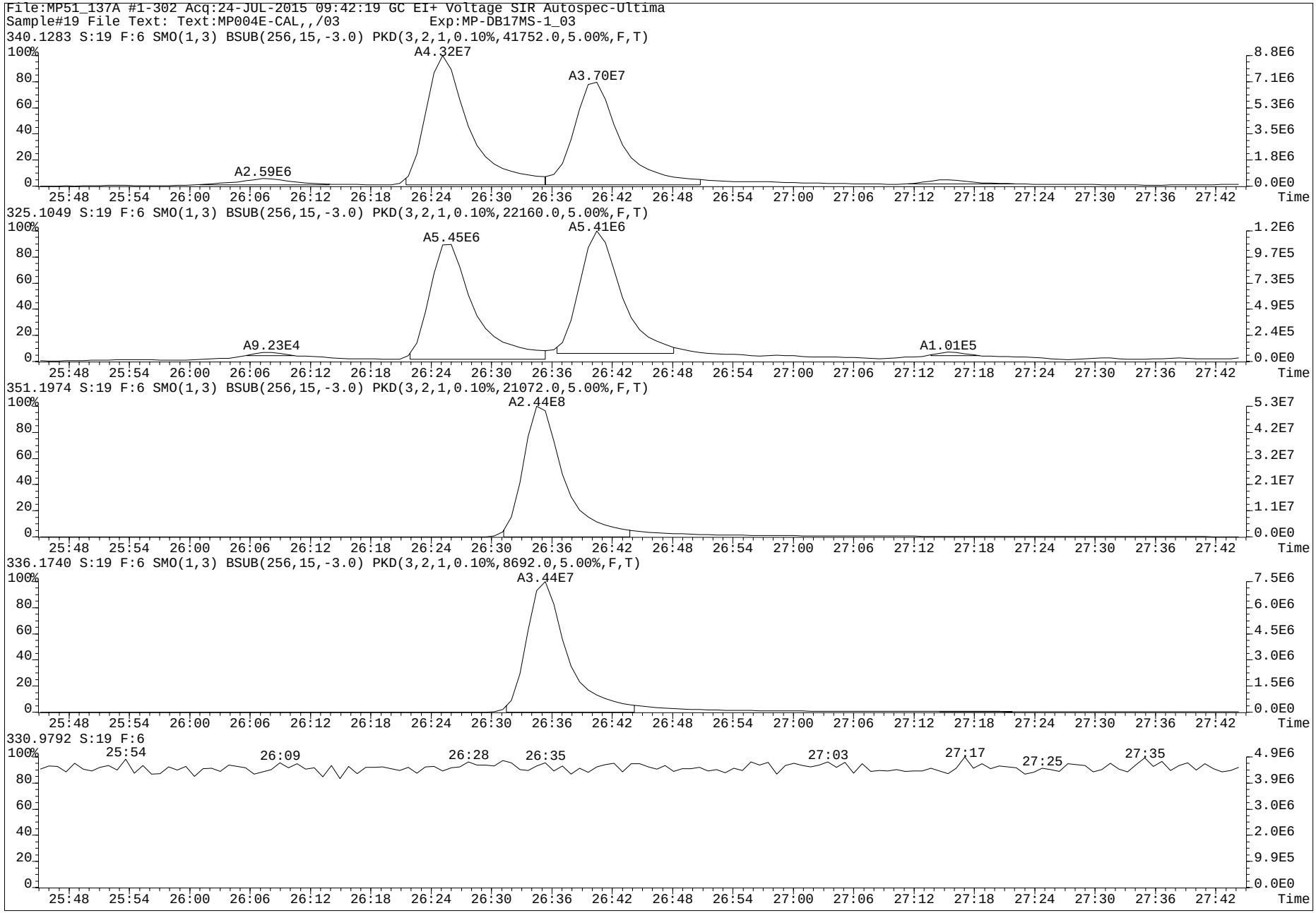
File:MP51_137A #1-302 Acq:24-JUL-2015 09:42:19 GC EI+ Voltage SIR Autospec-Ultima
Sample#19 File Text: Text:MP004E-CAL,,/03 Exp:MP-DB17MS-1_03
340.1283 S:19 F:6 SMO(1,3) BSUB(256,15,-3.0) PKD(3,2,1,0.10%,41752.0,5.00%,F,T)
A4.32E7
A3.70E7
A2.59E6
325.1049 S:19 F:6 SMO(1,3) BSUB(256,15,-3.0) PKD(3,2,1,0.10%,22160.0,5.00%,F,T)
A5.45E6
A5.41E6
A9.23E4
A1.01E5
351.1974 S:19 F:6 SMO(1,3) BSUB(256,15,-3.0) PKD(3,2,1,0.10%,21072.0,5.00%,F,T)
A2.44E8
336.1740 S:19 F:6 SMO(1,3) BSUB(256,15,-3.0) PKD(3,2,1,0.10%,8692.0,5.00%,F,T)
A3.44E7
330.9792 S:19 F:6
25:54
26:09
26:28
26:35
27:03
27:17
27:25
27:35
Time

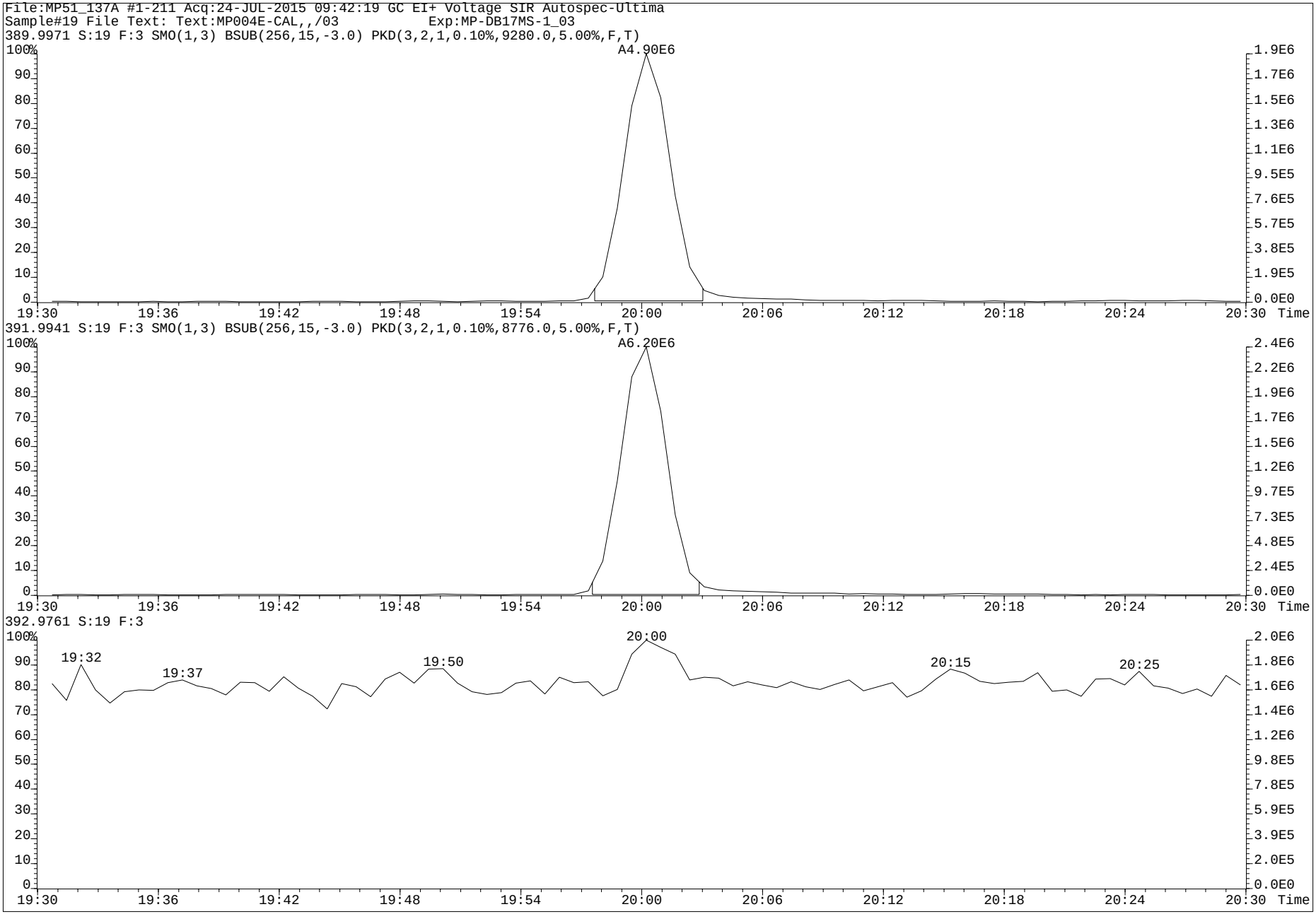
File:MP51_137A #1-211 Acq:24-JUL-2015 09:42:19 GC EI+ Voltage SIR Autospec-Ultima
Sample#19 File Text: Text:MP004E-CAL,,/03 Exp:MP-DB17MS-1_03
389.9971 S:19 F:3 SMO(1,3) BSUB(256,15,-3.0) PKD(3,2,1,0.10%,9280.0,5.00%,F,T)
A4.90E6
391.9941 S:19 F:3 SMO(1,3) BSUB(256,15,-3.0) PKD(3,2,1,0.10%,8776.0,5.00%,F,T)
A6.20E6
392.9761 S:19 F:3
19:32
19:37
19:50
20:00
20:15
20:25
Time

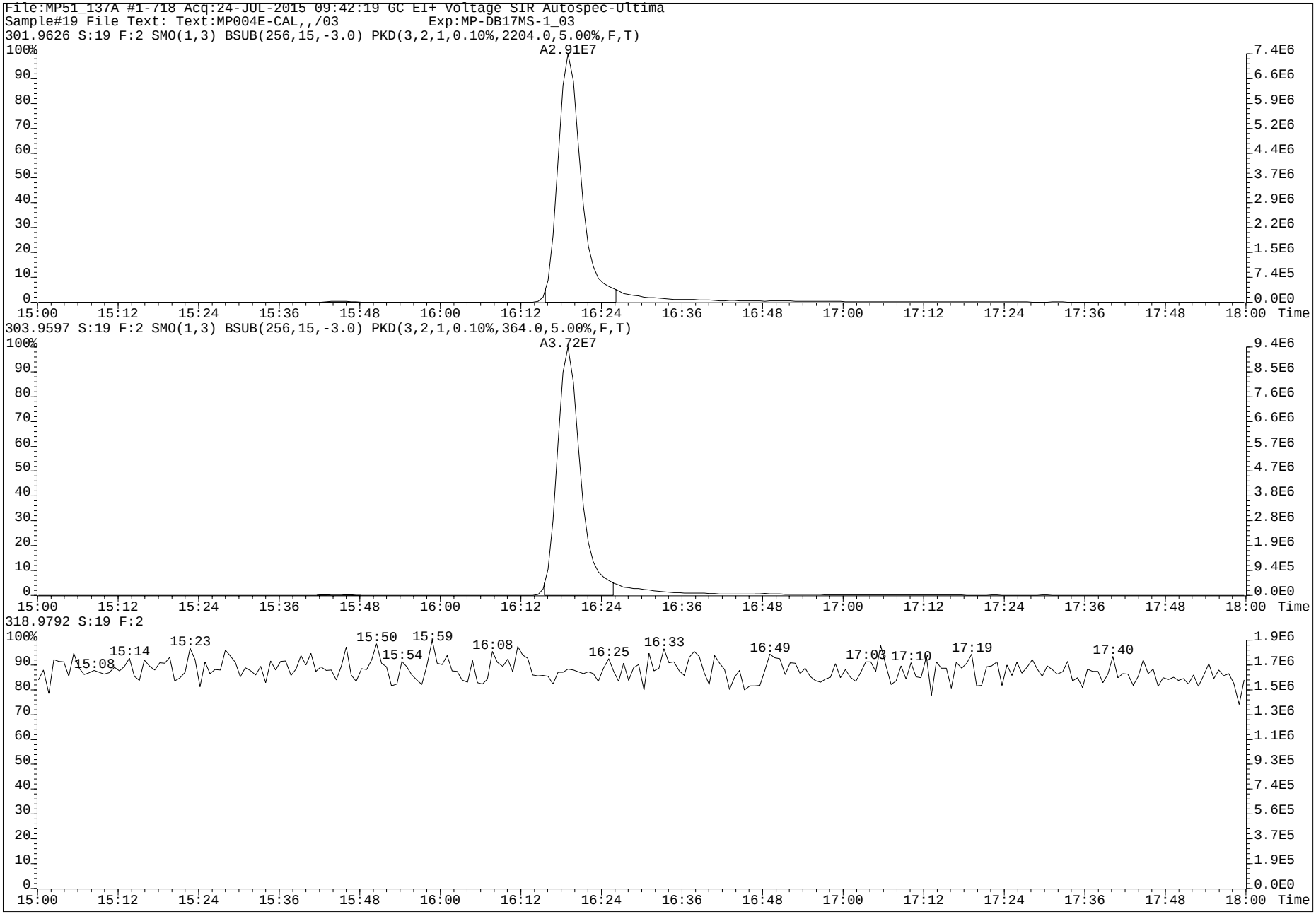
File:MP51_137A #1-718 Acq:24-JUL-2015 09:42:19 GC EI+ Voltage SIR Autospec-Ultima
Sample#19 File Text: Text:MP004E-CAL,,/03 Exp:MP-DB17MS-1_03
301.9626 S:19 F:2 SMO(1,3) BSUB(256,15,-3.0) PKD(3,2,1,0.10%,2204.0,5.00%,F,T)
A2.91E7
303.9597 S:19 F:2 SMO(1,3) BSUB(256,15,-3.0) PKD(3,2,1,0.10%,364.0,5.00%,F,T)
A3.72E7
318.9792 S:19 F:2
15:08
15:14
15:23
15:50
15:54
15:59
16:08
16:25
16:33
16:49
17:03
17:10
17:19
17:40
Time

www.axysanalytical.com

Experiment : MP-DB17MS-1_03
GC Program : MP-DB17MS-1_01
Column type : DB17-MS
Serial # : USB503442H
kPa : 150
Vol injected: 2.0uL
PMT Voltage : 399

Temps -source: 250
-s resv: 200
-re_ent: 270
-cap_1 : 270
-cap_2 : 270

Tune : XX
List : MO
Check :
LIMS :
Logfile:

Date -list : 28-JUL-2015
-liner : 24-JUL-2015
-septum: 22-JUL-2015
-guard : NEW 27-JUL-2015
-column: 30cm 21-JUL-2015
-t line: NEW 26-JUN-2015

#	Data file	S	V	Sample Text	Comments	Acquisition Date/Time
1	MP51_138C	1	1	MP004E-CAL,,/03	1,,2.0uL CS-5/Cal	28-JUL-15 11:01:23
2	MP51_138C	2	2	MP004E-CAL,,/03	1,,2.0uL CS-5/Cal	28-JUL-15 11:35:26
3	MP51_138C	3	3	MP004D-CAL,,/03	1,,2.0uL CS-4	28-JUL-15 12:21:39
4	MP51_138C	4	4	MP004C-CAL,,/03	1,,2.0uL CS-3	28-JUL-15 12:55:46
5	MP51_138C	5	5	MP004B-CAL,,/03	1,,2.0uL CS-2	28-JUL-15 13:29:52
6	MP51_138C	6	6	MP004A-CAL,,/03	1,,2.0uL CS-1/SENS	28-JUL-15 14:03:57
7	MP51_138C	7	7	MP004H-CAL,,/03	1,,2.0uL CS-8	28-JUL-15 14:38:01
8	MP51_138C	8	8	MP004G-CAL,,/03	1,,2.0uL CS-7	28-JUL-15 15:12:07
9	MP51_138C	9	9	MP004F-CAL,,/03	1,,2.0uL CS-6	28-JUL-15 15:46:13
10	MP51_138C	10	10	Toluene,,	1,,1.0uL	28-JUL-15 16:23:45
11	MP51_138C	11	11	Toluene,,	1,,1.0uL	28-JUL-15 16:57:51
12	MP51_138C	12	12	L23368-21,W,	2,WG51889,2.0/400uL	28-JUL-15 17:31:55
13	MP51_138C	13	13	L23368-20,W,	4,WG51889,2.0/800uL	28-JUL-15 18:06:03
14	MP51_138C	14	14	L23368-7,W,	4,WG51889,2.0/800uL	28-JUL-15 18:40:07
15	MP51_138C	15	15	L23368-17,W,	4,WG51889,2.0/800uL	28-JUL-15 19:14:14
16	MP51_138C	16	16	L23368-18,W,	4,WG51889,2.0/800uL	28-JUL-15 19:48:21
17	MP51_138C	17	17	MP004E-CAL,,/03	1,,2.0uL CS-5/Cal	28-JUL-15 20:22:27
18	MP51_138C	18	18	MP004E-CAL,,/03	1,,2.0uL CS-5/Cal	28-JUL-15 21:00:08

www.axysanalytical.com

Run: MP51_138C» Analyte: MP-DB17-C» Cal: mp51_138c» Results: mp51_138c-a Version: V3.6 6-JAN-2000 17:51:42

Name	Mean RRF	S. D.	%RSD	P51_138C S6 RRF#1	SD	P51_138C S5 RRF#2	SD	P51_138C S4 RRF#3	SD	P51_138C S3 RRF#4	SD	P51_138C S2 RRF#5	SD
1-OH-Naphthalene	1.1262	0.036	3.21 %	1.13	0.1	1.12	-0.3	1.05	-2.0	1.10	-0.6	1.16	1.0
1-OH-Pyrene	0.9927	0.028	2.83 %	0.98	-0.5	0.98	-0.3	0.94	-2.0	0.99	0.0	1.00	0.1
3-OH-Chrysene	0.8036	0.119	14.75 %	1.04	2.0	0.84	0.3	0.87	0.6	0.80	-0.1	0.74	-0.5
3-OH-Benz[a]anthracene	1.0598	0.107	10.14 %	1.01	-0.5	0.92	-1.3	1.02	-0.4	1.09	0.3	1.01	-0.4
7,8-OH-Benzo[a]pyrene-C	Div0	*	* %	*	*	*	*	*	*	*	*	*	*
7,8-OH-Benzo[a]pyrene-T	Div0	*	* %	*	*	*	*	*	*	*	*	*	*
7,8-OH-Benzo[a]pyrene-3	Div0	*	* %	*	*	*	*	*	*	*	*	*	*
9-OH-Benzo[a]pyrene	0.5166	0.098	19.02 %	0.42	-0.9	0.41	-1.0	0.49	-0.3	0.49	-0.3	0.48	-0.4
3-OH-Benzo[a]pyrene	0.6145	0.051	8.32 %	0.55	-1.3	0.55	-1.3	0.64	0.5	0.65	0.7	0.65	0.6
7,8-OH-Benzo[a]pyrene-4	Div0	*	* %	*	*	*	*	*	*	*	*	*	*
13C6-1-OH-Naphthalene	0.9745	0.025	2.57 %	0.98	0.3	1.00	0.8	0.97	-0.1	0.98	0.3	0.92	-2.3
13C6-1-OH-Pyrene	1.3597	0.029	2.11 %	1.33	-1.0	1.36	-0.1	1.33	-0.9	1.40	1.4	1.34	-0.8
13C6-1-OH-BAA	1.4184	0.031	2.17 %	1.39	-1.1	1.41	-0.2	1.37	-1.4	1.45	1.0	1.41	-0.2
13C6-3-OH-Chrysene	1.5030	0.043	2.87 %	1.46	-0.9	1.45	-1.2	1.46	-1.0	1.56	1.3	1.48	-0.5
D11-3-OH-Benzo[a]pyrene	0.8698	0.033	3.74 %	0.84	-0.8	0.85	-0.6	0.84	-0.8	0.88	0.4	0.83	-1.2
13C-CL4-OH-PCB-79	0.2363	0.009	3.70 %	0.22	-1.6	0.23	-1.0	0.23	-0.4	0.24	0.8	0.25	1.5
13C-CL4-PCB-79	Div0	*	* %	Div0	*	Div0	*	Div0	*	Div0	*	Div0	*
13C-CL4-PCB-81	-	-	- %	-	-	-	-	-	-	-	-	-	-
Fn1 Lock	-	-	- %	-	-	-	-	-	-	-	-	-	-
Fn2 Lock	-	-	- %	-	-	-	-	-	-	-	-	-	-
Fn3 Lock	-	-	- %	-	-	-	-	-	-	-	-	-	-
Fn4 Lock	-	-	- %	-	-	-	-	-	-	-	-	-	-
Fn4 Lock	-	-	- %	-	-	-	-	-	-	-	-	-	-
Fn5 Lock	-	-	- %	-	-	-	-	-	-	-	-	-	-
Fn6 Lock	-	-	- %	-	-	-	-	-	-	-	-	-	-

PV AS 8-AUG-2015

SV MW
12-Aug-2015

www.axysanalytical.com

Run #1 Filename MP51_138C S: 6 I: 1 Acquired: 28-JUL-15 14:03:57 Processed: 29-JUL-15 10:12:27
Run: MP51_138C-A Analyte: MP-DB17-C06 Cal: mp51_138c-8a Results: mp51_138c-a Version: V3.6 6-JAN-2000 17:51:42
Sample text: MP004A-CAL,,/03 Comments: 1,,2.0uL CS-1/SENS F1: 0.05 F2: 1.00

	Typ	Name	Amount	Resp	RA		RT	RF	RRF		Modified?	
1	Unk	1-OH-Naphthalene	206.00	4.59e+08	0.99	n	8:05	-	1.1288	y	n	
2	Unk	1-OH-Pyrene	206.00	5.41e+08	4.74	n	20:42	-	0.9798	y	n	
3	Unk	3-OH-Chrysene	0.26	7.85e+05	1.91	n	22:59	-	1.0408	y	y	
4	Unk	3-OH-Benz[a]anthracene	0.25	7.12e+05	2.30	n	23:11	-	1.0094	y	y	
5	Unk	7,8-OH-Benzo[a]pyrene-C	0.25	*	*	n	NotF»	-	*	n	n	
6	Unk	7,8-OH-Benzo[a]pyrene-T	0.25	*	*	n	NotF»	-	*	n	n	
7	Unk	7,8-OH-Benzo[a]pyrene-3	0.51	*	*	n	NotF»	-	*	n	y	
8	Unk	9-OH-Benzo[a]pyrene	0.26	3.20e+05	7.51	n	26:27	-	0.4238	y	y	
9	Unk	3-OH-Benzo[a]pyrene	0.26	2.43e+05	11.60	n	26:41	-	0.5477	y	y	
10	Unk	7,8-OH-Benzo[a]pyrene-4	0.51	*	*	n	NotF»	-	*	n	y	
11	IS	13C6-1-OH-Naphthalene	250.00	4.94e+08	0.93	n	8:05	-	0.9817	y	n	
12	IS	13C6-1-OH-Pyrene	250.00	6.70e+08	4.73	n	20:42	-	1.3313	y	n	
13	IS	13C6-1-OH-BAA	252.00	7.03e+08	3.21	n	22:26	-	1.3854	y	n	
14	IS	13C6-3-OH-Chrysene	252.50	7.44e+08	2.57	n	22:59	-	1.4642	y	n	
15	IS	D11-3-OH-Benzo[a]pyrene	248.80	4.23e+08	10.22	n	26:37	-	0.8444	y	n	
16	IS	13C-CL4-OH-PCB-79	50.00	2.24e+07	0.79	y	20:01	-	0.2224	y	n	
17	IS	13C-CL4-PCB-79	0.00	*	*	n	NotF»	-	Div0	n	n	
18	RS	13C-CL4-PCB-81	50.00	1.01e+08	0.79	y	16:19	2.01e+06	-	n	n	
19	Tot	Fn1 Lock	0.00	-			-	-	-	n	n	
20	Tot	Fn2 Lock	0.00	-			-	-	-	n	n	
21	Tot	Fn3 Lock	0.00	-			-	-	-	n	n	
22	Tot	Fn4 Lock	0.00	-			-	-	-	n	n	
23	Tot	Fn4 Lock	0.00	-			-	-	-	n	n	
24	Tot	Fn5 Lock	0.00	-			-	-	-	n	n	
25	Tot	Fn6 Lock	0.00	-			-	-	-	n	n	

PV AS 8-AUG-2015

SV by MW
12-Aug-2015

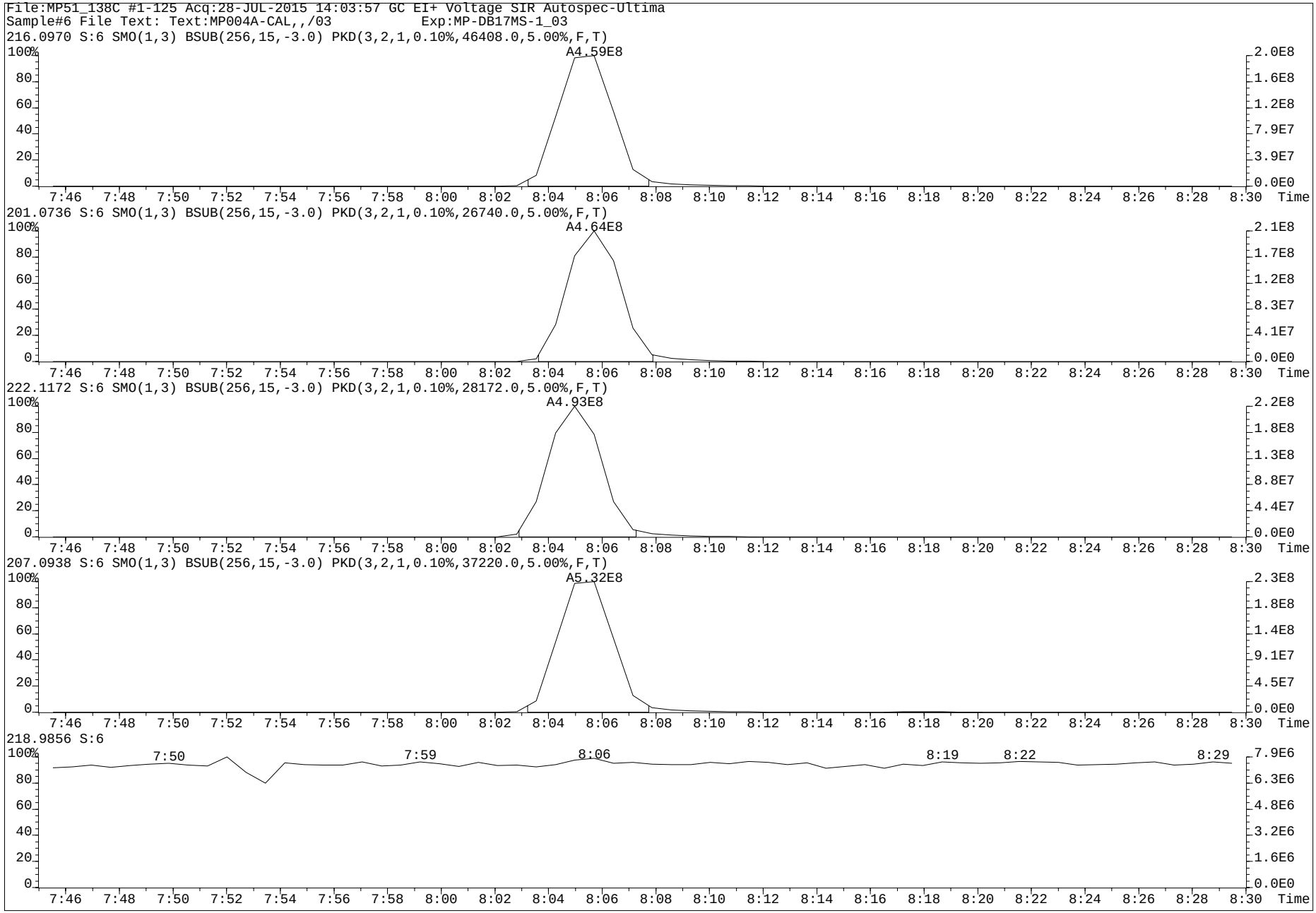
File:MP51_138C #1-125 Acq:28-JUL-2015 14:03:57 GC EI+ Voltage SIR Autospec-Ultima
Sample#6 File Text: Text:MP004A-CAL,,/03 Exp:MP-DB17MS-1_03
216.0970 S:6 SMO(1,3) BSUB(256,15,-3.0) PKD(3,2,1,0.10%,46408.0,5.00%,F,T)
A4.59E8
201.0736 S:6 SMO(1,3) BSUB(256,15,-3.0) PKD(3,2,1,0.10%,26740.0,5.00%,F,T)
A4.64E8
222.1172 S:6 SMO(1,3) BSUB(256,15,-3.0) PKD(3,2,1,0.10%,28172.0,5.00%,F,T)
A4.93E8
207.0938 S:6 SMO(1,3) BSUB(256,15,-3.0) PKD(3,2,1,0.10%,37220.0,5.00%,F,T)
A5.32E8
218.9856 S:6
7:50
7:59
8:06
8:19
8:22
8:29
Time

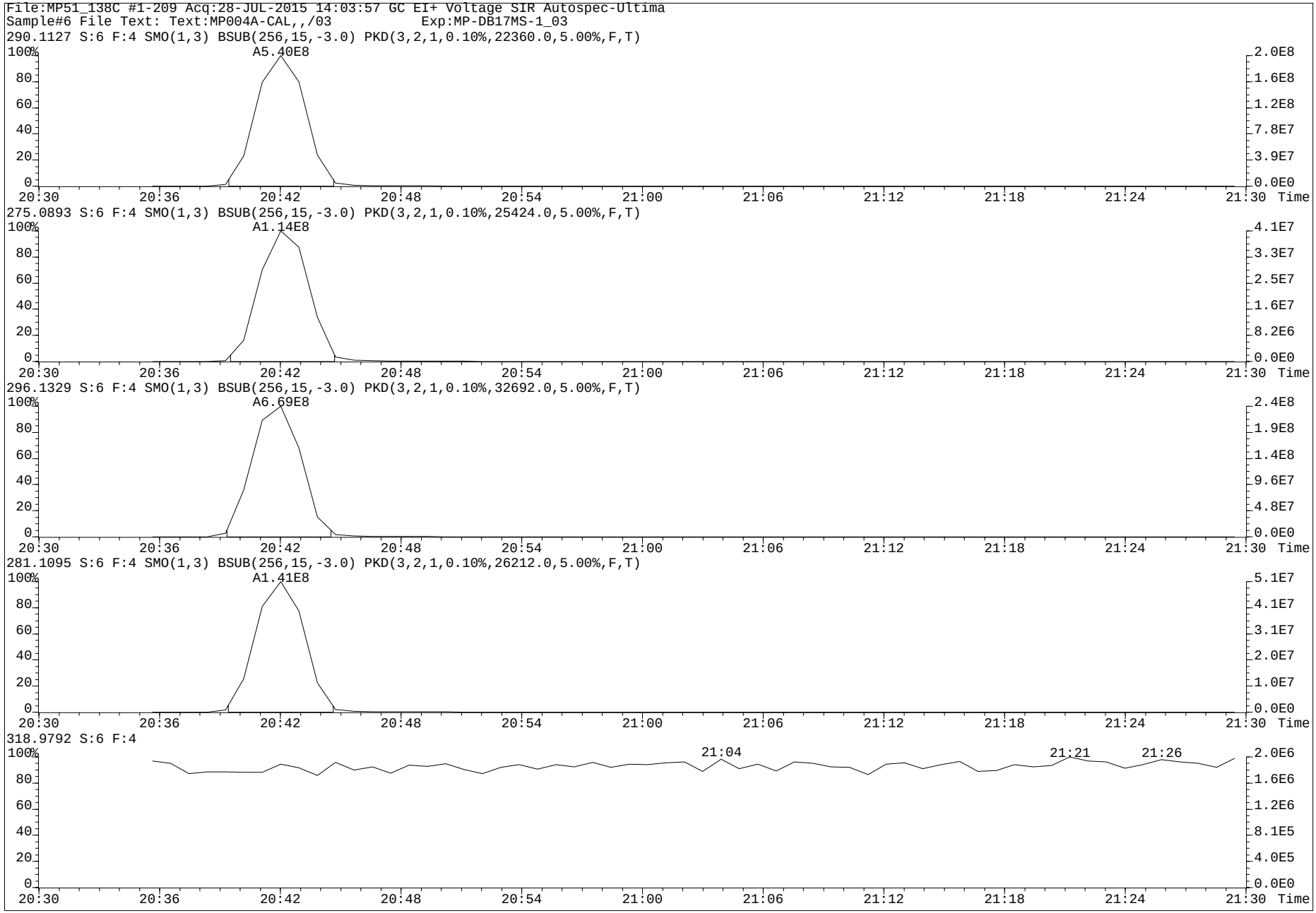
File:MP51_138C #1-209 Acq:28-JUL-2015 14:03:57 GC EI+ Voltage SIR Autospec-Ultima
Sample#6 File Text: Text:MP004A-CAL,,/03 Exp:MP-DB17MS-1_03
290.1127 S:6 F:4 SMO(1,3) BSUB(256,15,-3.0) PKD(3,2,1,0.10%,22360.0,5.00%,F,T)
A5.40E8
275.0893 S:6 F:4 SMO(1,3) BSUB(256,15,-3.0) PKD(3,2,1,0.10%,25424.0,5.00%,F,T)
A1.14E8
296.1329 S:6 F:4 SMO(1,3) BSUB(256,15,-3.0) PKD(3,2,1,0.10%,32692.0,5.00%,F,T)
A6.69E8
281.1095 S:6 F:4 SMO(1,3) BSUB(256,15,-3.0) PKD(3,2,1,0.10%,26212.0,5.00%,F,T)
A1.41E8
318.9792 S:6 F:4
21:04
21:21
21:26
20:30 20:36 20:42 20:48 20:54 21:00 21:06 21:12 21:18 21:24 21:30 Time

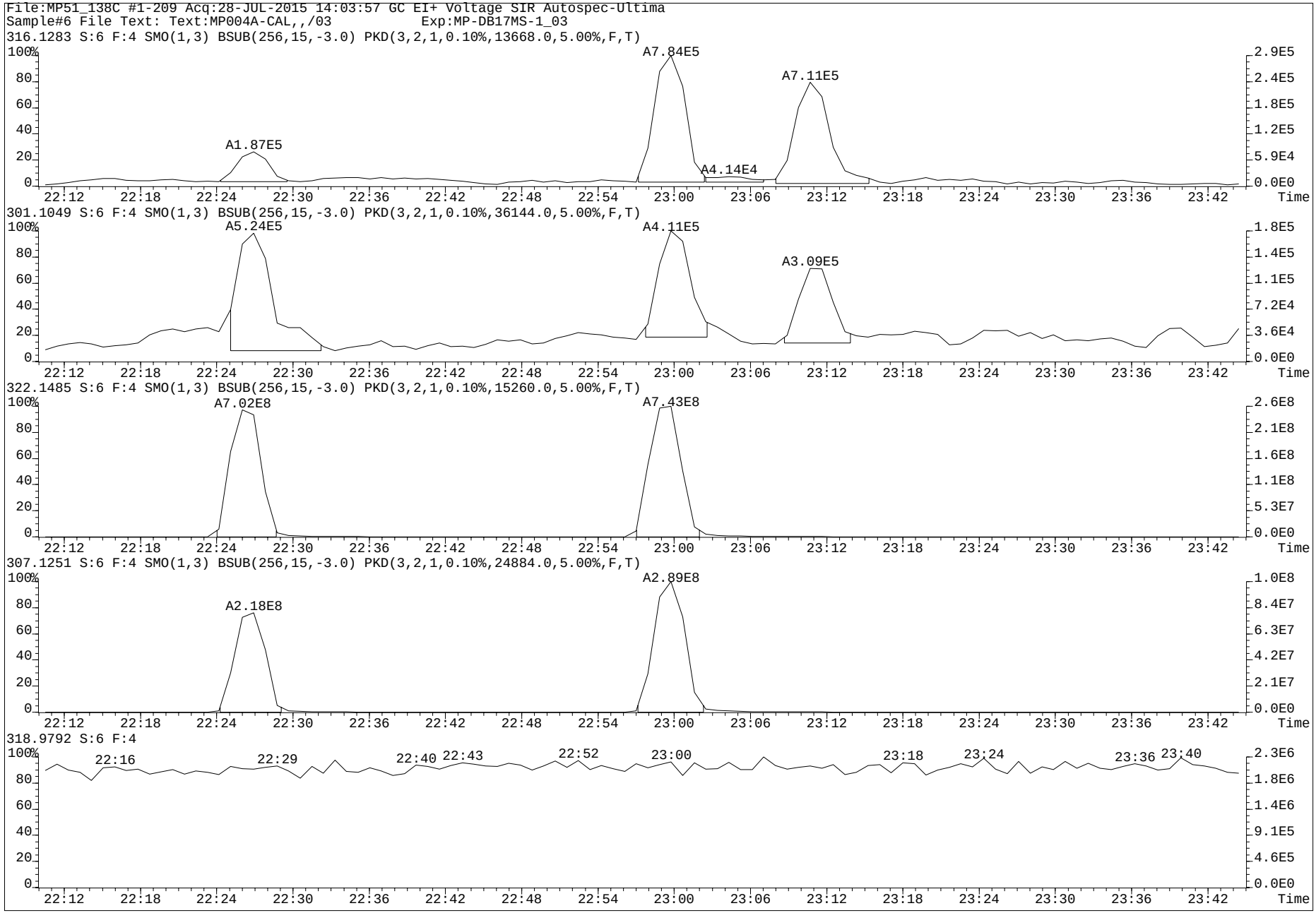
File:MP51_138C #1-209 Acq:28-JUL-2015 14:03:57 GC EI+ Voltage SIR Autospec-Ultima
Sample#6 File Text: Text:MP004A-CAL,,/03 Exp:MP-DB17MS-1_03
316.1283 S:6 F:4 SMO(1,3) BSUB(256,15,-3.0) PKD(3,2,1,0.10%,13668.0,5.00%,F,T)
A7.84E5
A7.11E5
A1.87E5
A4.14E4
301.1049 S:6 F:4 SMO(1,3) BSUB(256,15,-3.0) PKD(3,2,1,0.10%,36144.0,5.00%,F,T)
A5.24E5
A4.11E5
A3.09E5
322.1485 S:6 F:4 SMO(1,3) BSUB(256,15,-3.0) PKD(3,2,1,0.10%,15260.0,5.00%,F,T)
A7.02E8
A7.43E8
307.1251 S:6 F:4 SMO(1,3) BSUB(256,15,-3.0) PKD(3,2,1,0.10%,24884.0,5.00%,F,T)
A2.89E8
A2.18E8
318.9792 S:6 F:4
22:16
22:29
22:40
22:43
22:52
23:00
23:18
23:24
23:36
23:40
Time

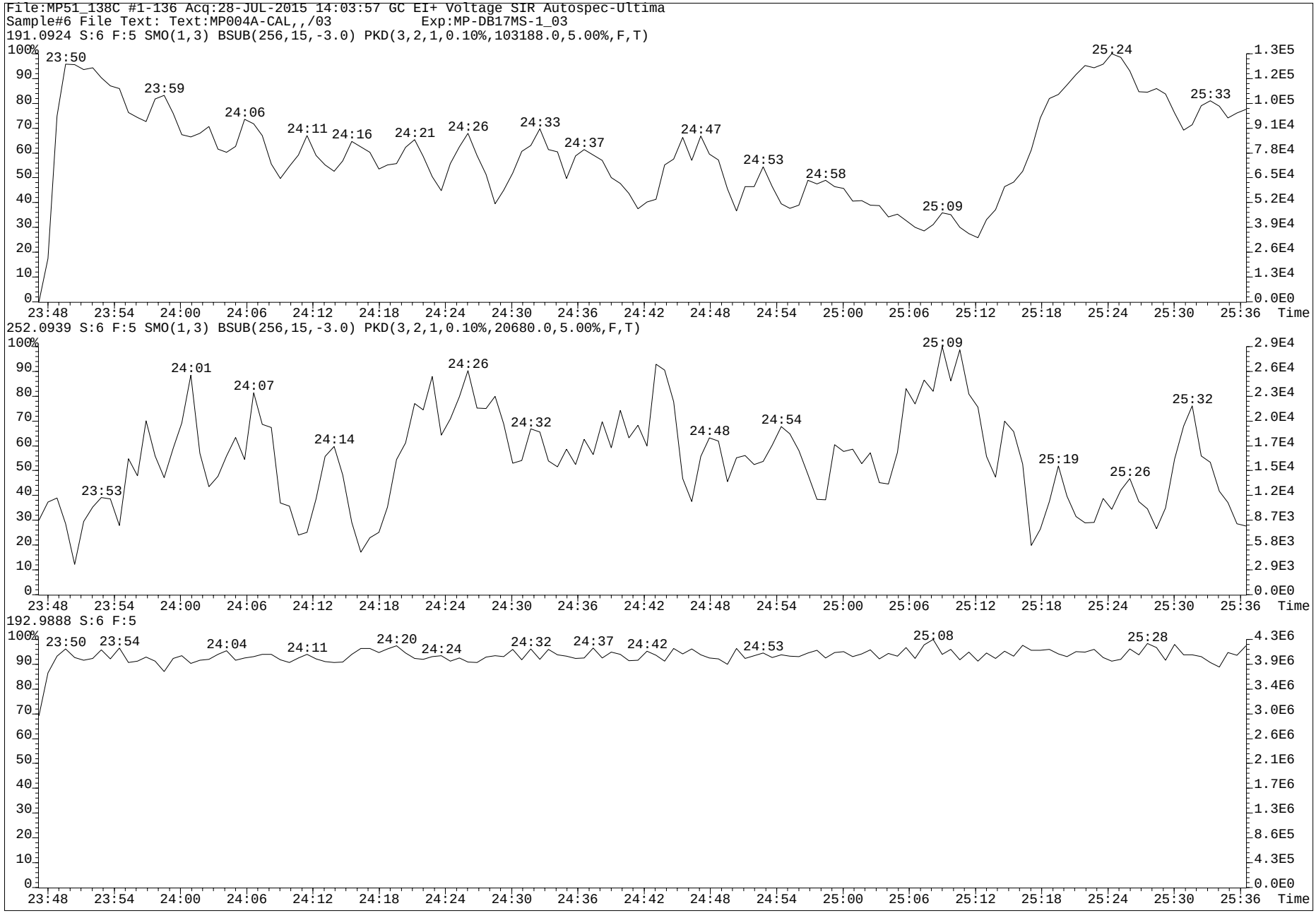
File:MP51_138C #1-136 Acq:28-JUL-2015 14:03:57 GC EI+ Voltage SIR Autospec-Ultima
Sample#6 File Text: Text:MP004A-CAL,,/03 Exp:MP-DB17MS-1_03
191.0924 S:6 F:5 SMO(1,3) BSUB(256,15,-3.0) PKD(3,2,1,0.10%,103188.0,5.00%,F,T)
252.0939 S:6 F:5 SMO(1,3) BSUB(256,15,-3.0) PKD(3,2,1,0.10%,20680.0,5.00%,F,T)
192.9888 S:6 F:5
Time

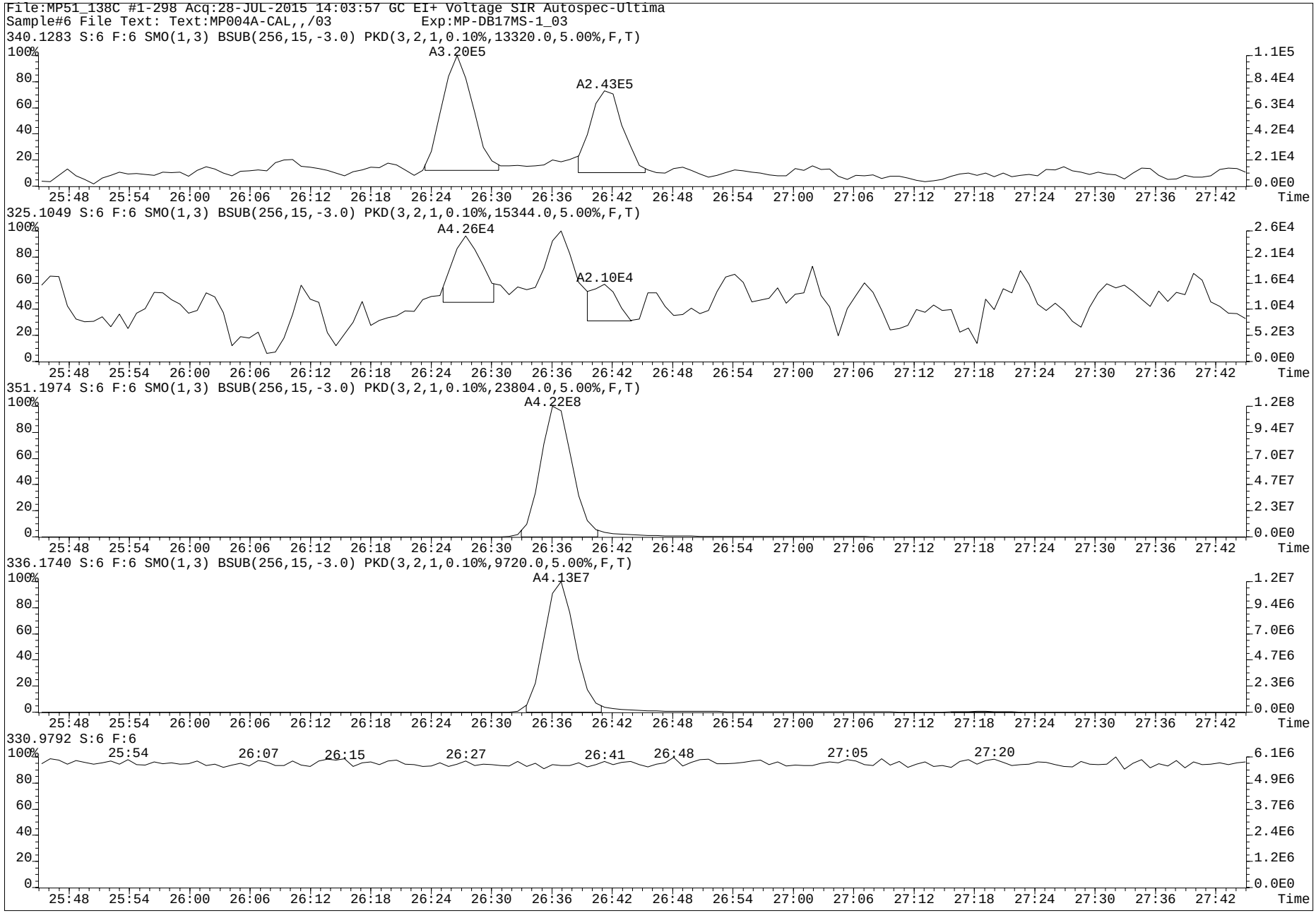
File:MP51_138C #1-298 Acq:28-JUL-2015 14:03:57 GC EI+ Voltage SIR Autospec-Ultima
Sample#6 File Text: Text:MP004A-CAL,,/03 Exp:MP-DB17MS-1_03
340.1283 S:6 F:6 SMO(1,3) BSUB(256,15,-3.0) PKD(3,2,1,0.10%,13320.0,5.00%,F,T)
A3.20E5
A2.43E5
325.1049 S:6 F:6 SMO(1,3) BSUB(256,15,-3.0) PKD(3,2,1,0.10%,15344.0,5.00%,F,T)
A4.26E4
A2.10E4
351.1974 S:6 F:6 SMO(1,3) BSUB(256,15,-3.0) PKD(3,2,1,0.10%,23804.0,5.00%,F,T)
A4.22E8
336.1740 S:6 F:6 SMO(1,3) BSUB(256,15,-3.0) PKD(3,2,1,0.10%,9720.0,5.00%,F,T)
A4.13E7
330.9792 S:6 F:6
25:54
26:07
26:15
26:27
26:41
26:48
27:05
27:20
Time

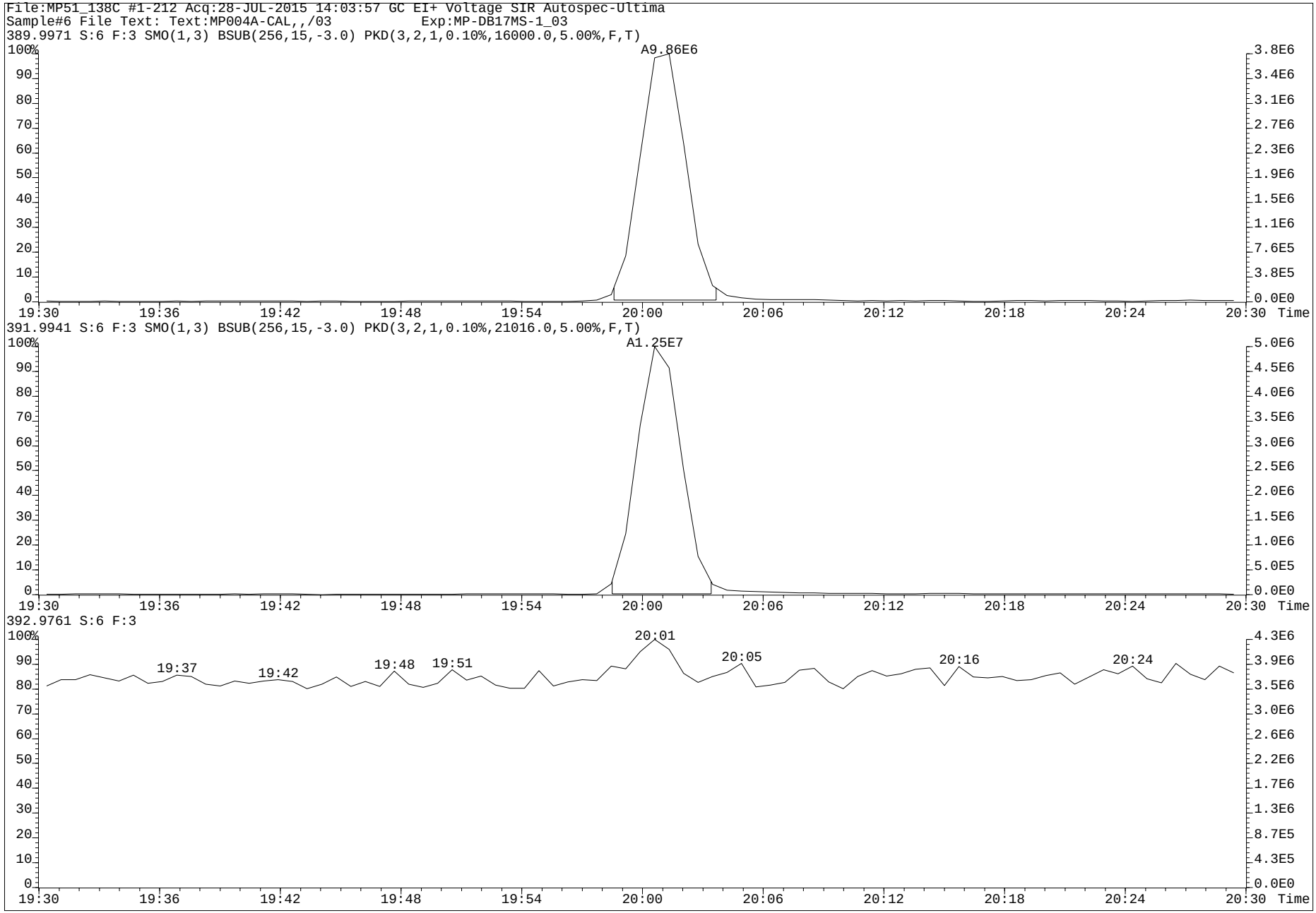
File:MP51_138C #1-212 Acq:28-JUL-2015 14:03:57 GC EI+ Voltage SIR Autospec-Ultima
Sample#6 File Text: Text:MP004A-CAL,,/03 Exp:MP-DB17MS-1_03
389.9971 S:6 F:3 SMO(1,3) BSUB(256,15,-3.0) PKD(3,2,1,0.10%,16000.0,5.00%,F,T)
A9.86E6
391.9941 S:6 F:3 SMO(1,3) BSUB(256,15,-3.0) PKD(3,2,1,0.10%,21016.0,5.00%,F,T)
A1.25E7
392.9761 S:6 F:3
19:37
19:42
19:48
19:51
20:01
20:05
20:16
20:24
Time

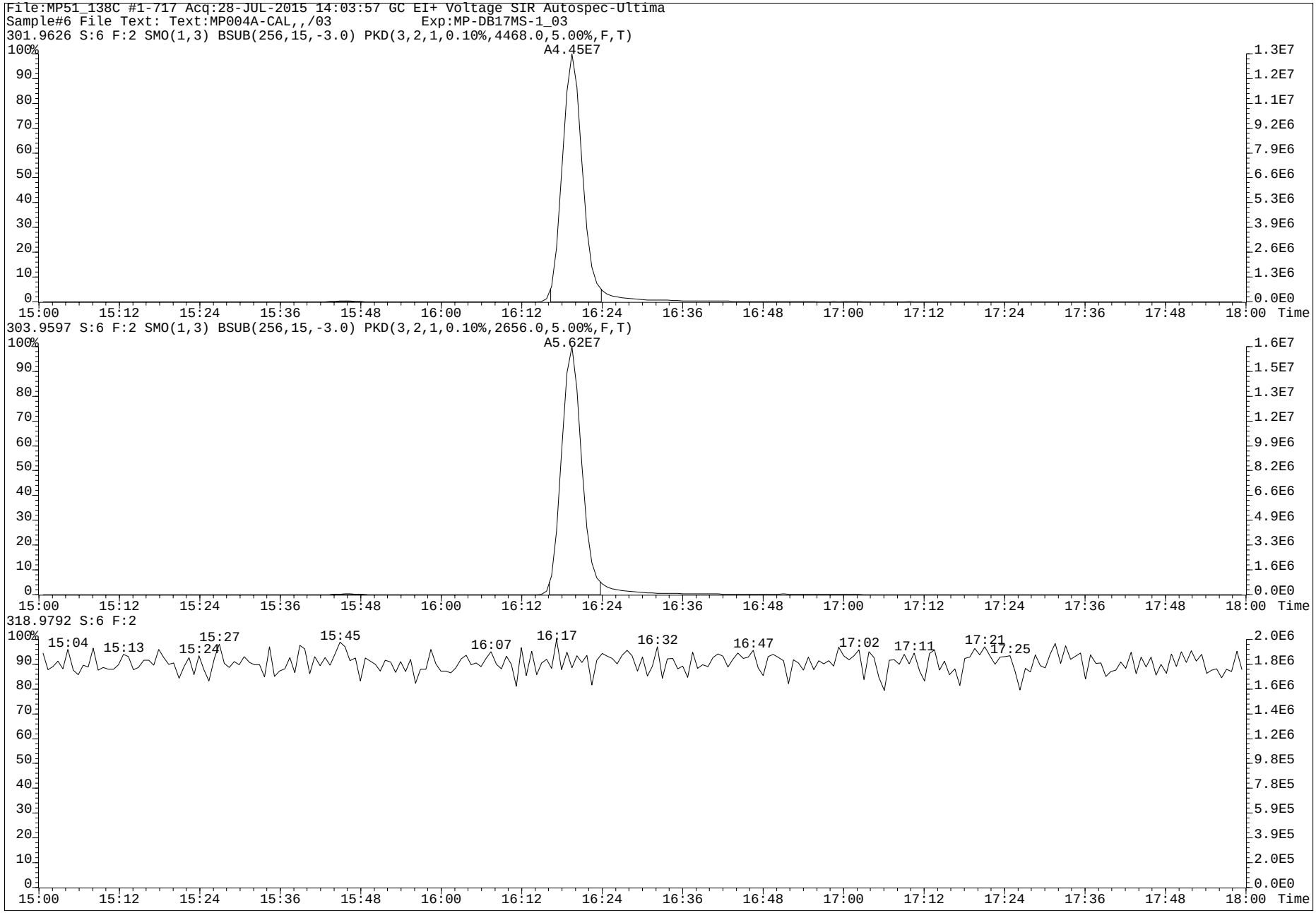
File:MP51_138C #1-717 Acq:28-JUL-2015 14:03:57 GC EI+ Voltage SIR Autospec-Ultima
Sample#6 File Text: Text:MP004A-CAL,,/03 Exp:MP-DB17MS-1_03
301.9626 S:6 F:2 SMO(1,3) BSUB(256,15,-3.0) PKD(3,2,1,0.10%,4468.0,5.00%,F,T)
A4.45E7
303.9597 S:6 F:2 SMO(1,3) BSUB(256,15,-3.0) PKD(3,2,1,0.10%,2656.0,5.00%,F,T)
A5.62E7
318.9792 S:6 F:2
15:04
15:13
15:24
15:27
15:45
16:07
16:17
16:32
16:47
17:02
17:11
17:21
17:25
Time

www.axysanalytical.com

Run #2 Filename MP51_138C S: 5 I: 1 Acquired: 28-JUL-15 13:29:52 Processed: 29-JUL-15 10:12:27
Run: MP51_138C-A Analyte: MP-DB17-C06 Cal: mp51_138c-8a Results: mp51_138c-a Version: V3.6 6-JAN-2000 17:51:42
Sample text: MP004B-CAL,,/03 Comments: 1,,2.0uL CS-2 F1: 0.10 F2: 1.00

	Typ	Name	Amount	Resp	RA		RT	RF	RRF		Modified?
1	Unk	1-OH-Naphthalene	206.00	4.71e+08	0.97	n	8:04	-	1.1151	y	n
2	Unk	1-OH-Pyrene	206.00	5.67e+08	4.70	n	20:41	-	0.9845	y	n
3	Unk	3-OH-Chrysene	0.51	1.29e+06	1.90	n	22:59	-	0.8431	y	n
4	Unk	3-OH-Benz[a]anthracene	0.51	1.36e+06	2.41	n	23:10	-	0.9238	y	n
5	Unk	7,8-OH-Benzo[a]pyrene-C	0.51	*	*	n	NotF»	-	*	n	n
6	Unk	7,8-OH-Benzo[a]pyrene-T	0.51	*	*	n	NotF»	-	*	n	n
7	Unk	7,8-OH-Benzo[a]pyrene-3	1.01	*	*	n	NotF»	-	*	n	n
8	Unk	9-OH-Benzo[a]pyrene	0.51	6.36e+05	8.28	n	26:25	-	0.4139	y	y
9	Unk	3-OH-Benzo[a]pyrene	0.52	5.04e+05	6.65	n	26:40	-	0.5498	y	y
10	Unk	7,8-OH-Benzo[a]pyrene-4	1.01	*	*	n	NotF»	-	*	n	n
11	IS	13C6-1-OH-Naphthalene	250.00	5.13e+08	0.95	n	8:04	-	0.9951	y	n
12	IS	13C6-1-OH-Pyrene	250.00	6.99e+08	4.70	n	20:40	-	1.3560	y	n
13	IS	13C6-1-OH-BAA	252.00	7.34e+08	3.29	n	22:25	-	1.4125	y	n
14	IS	13C6-3-OH-Chrysene	252.50	7.56e+08	2.56	n	22:58	-	1.4525	y	n
15	IS	D11-3-OH-Benzo[a]pyrene	248.80	4.36e+08	9.95	n	26:35	-	0.8492	y	n
16	IS	13C-CL4-OH-PCB-79	50.00	2.34e+07	0.78	y	20:00	-	0.2274	y	n
17	IS	13C-CL4-PCB-79	0.00	*	*	n	NotF»	-	Div0	n	n
18	RS	13C-CL4-PCB-81	50.00	1.03e+08	0.80	y	16:19	2.06e+06	-	n	n
19	Tot	Fn1 Lock	0.00	-			-	-	-	n	n
20	Tot	Fn2 Lock	0.00	-			-	-	-	n	n
21	Tot	Fn3 Lock	0.00	-			-	-	-	n	n
22	Tot	Fn4 Lock	0.00	-			-	-	-	n	n
23	Tot	Fn4 Lock	0.00	-			-	-	-	n	n
24	Tot	Fn5 Lock	0.00	-			-	-	-	n	n
25	Tot	Fn6 Lock	0.00	-			-	-	-	n	n

PV AS 8-AUG-2015

SV hy mm
12-Aug-2015


File:MP51_138C #1-125 Acq:28-JUL-2015 13:29:52 GC EI+ Voltage SIR Autospec-Ultima
Sample#5 File Text: Text:MP004B-CAL,,/03 Exp:MP-DB17MS-1_03
216.0970 S:5 SMO(1,3) BSUB(256,15,-3.0) PKD(3,2,1,0.10%,35524.0,5.00%,F,T)
A4.71E8
201.0736 S:5 SMO(1,3) BSUB(256,15,-3.0) PKD(3,2,1,0.10%,20440.0,5.00%,F,T)
A4.84E8
222.1172 S:5 SMO(1,3) BSUB(256,15,-3.0) PKD(3,2,1,0.10%,31252.0,5.00%,F,T)
A5.12E8
207.0938 S:5 SMO(1,3) BSUB(256,15,-3.0) PKD(3,2,1,0.10%,66468.0,5.00%,F,T)
A5.41E8
218.9856 S:5
7:51
7:59
8:04
8:09
8:17
Time

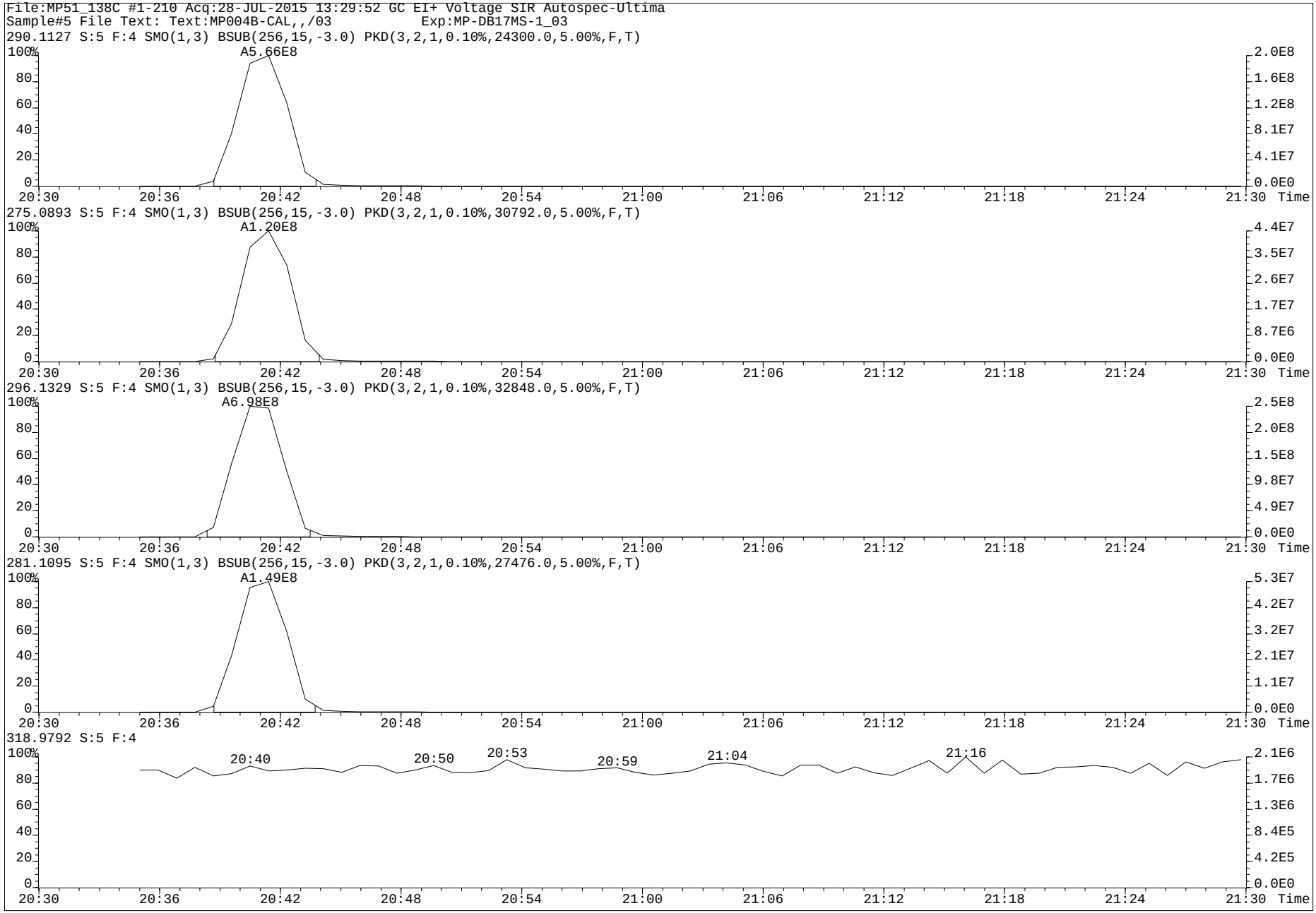
File:MP51_138C #1-210 Acq:28-JUL-2015 13:29:52 GC EI+ Voltage SIR Autospec-Ultima
Sample#5 File Text: Text:MP004B-CAL,,/03 Exp:MP-DB17MS-1_03
290.1127 S:5 F:4 SMO(1,3) BSUB(256,15,-3.0) PKD(3,2,1,0.10%,24300.0,5.00%,F,T)
A5.66E8
275.0893 S:5 F:4 SMO(1,3) BSUB(256,15,-3.0) PKD(3,2,1,0.10%,30792.0,5.00%,F,T)
A1.20E8
296.1329 S:5 F:4 SMO(1,3) BSUB(256,15,-3.0) PKD(3,2,1,0.10%,32848.0,5.00%,F,T)
A6.98E8
281.1095 S:5 F:4 SMO(1,3) BSUB(256,15,-3.0) PKD(3,2,1,0.10%,27476.0,5.00%,F,T)
A1.49E8
318.9792 S:5 F:4
20:40
20:50
20:53
20:59
21:04
21:16
Time

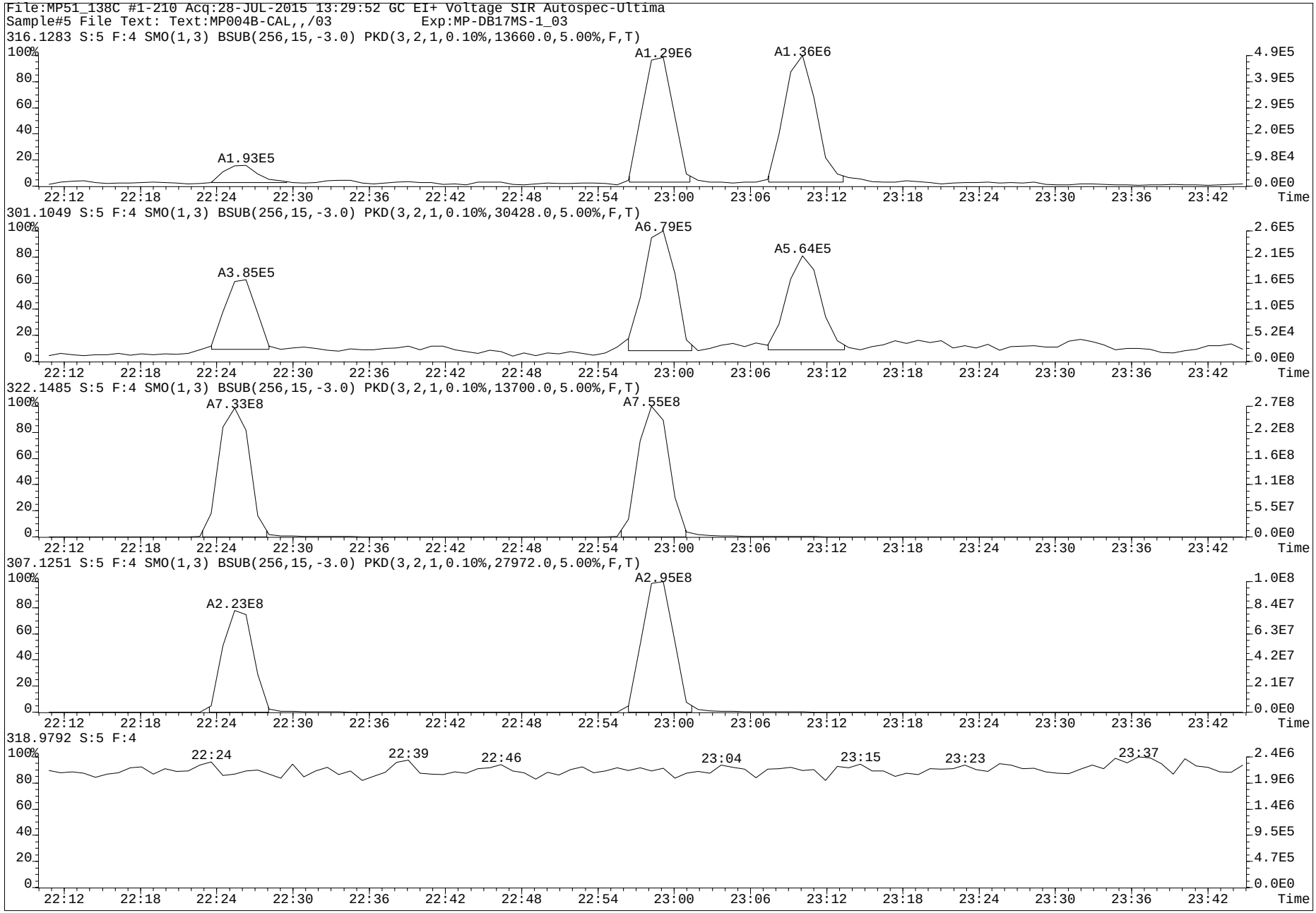
File:MP51_138C #1-210 Acq:28-JUL-2015 13:29:52 GC EI+ Voltage SIR Autospec-Ultima
Sample#5 File Text: Text:MP004B-CAL,,/03 Exp:MP-DB17MS-1_03
316.1283 S:5 F:4 SMO(1,3) BSUB(256,15,-3.0) PKD(3,2,1,0.10%,13660.0,5.00%,F,T)
A1.29E6
A1.36E6
A1.93E5
301.1049 S:5 F:4 SMO(1,3) BSUB(256,15,-3.0) PKD(3,2,1,0.10%,30428.0,5.00%,F,T)
A6.79E5
A5.64E5
A3.85E5
322.1485 S:5 F:4 SMO(1,3) BSUB(256,15,-3.0) PKD(3,2,1,0.10%,13700.0,5.00%,F,T)
A7.33E8
A7.55E8
307.1251 S:5 F:4 SMO(1,3) BSUB(256,15,-3.0) PKD(3,2,1,0.10%,27972.0,5.00%,F,T)
A2.95E8
A2.23E8
318.9792 S:5 F:4
22:24
22:39
22:46
23:04
23:15
23:23
23:37
Time

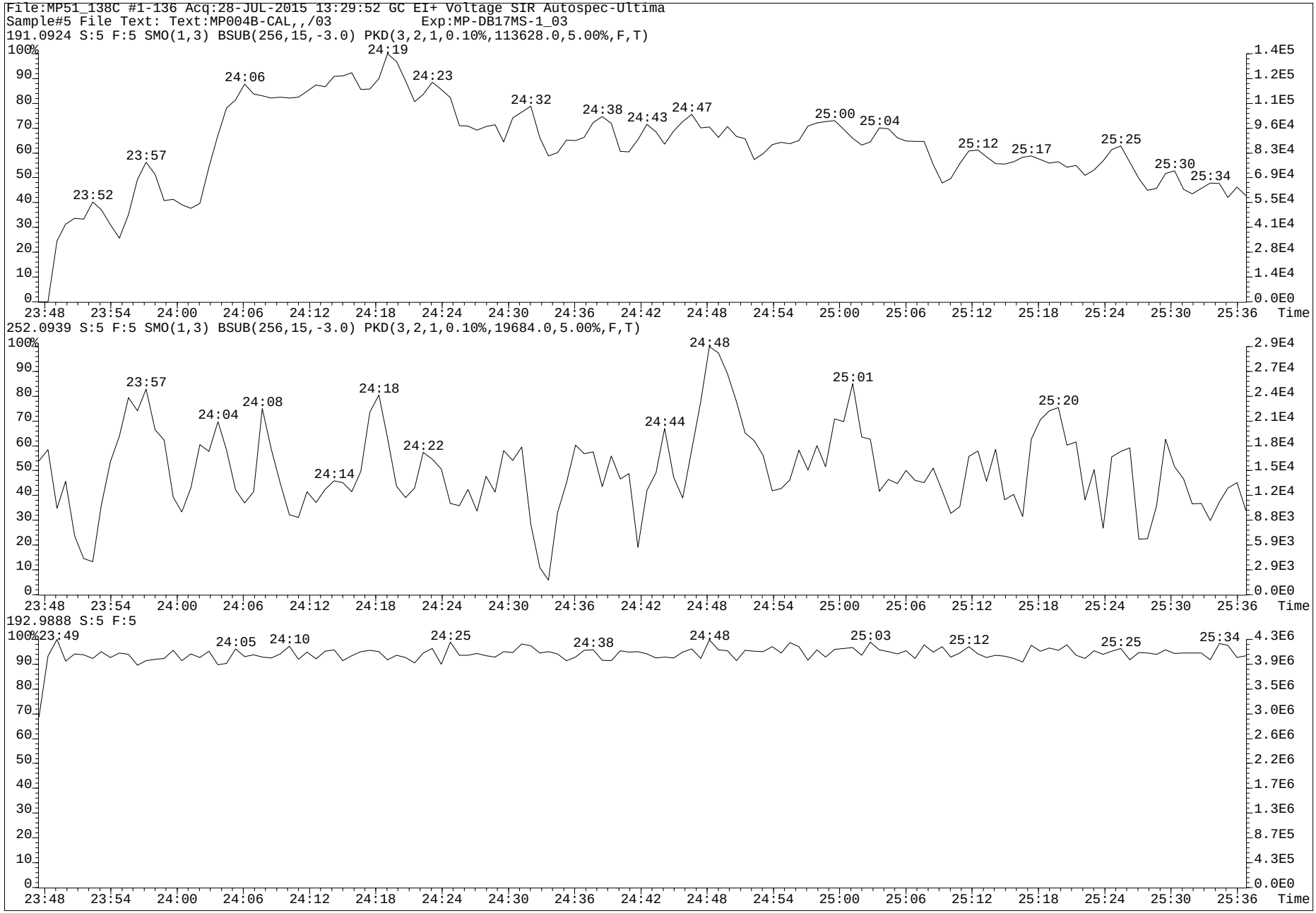
File:MP51_138C #1-136 Acq:28-JUL-2015 13:29:52 GC EI+ Voltage SIR Autospec-Ultima
Sample#5 File Text: Text:MP004B-CAL,,/03 Exp:MP-DB17MS-1_03
191.0924 S:5 F:5 SMO(1,3) BSUB(256,15,-3.0) PKD(3,2,1,0.10%,113628.0,5.00%,F,T)
23:52 23:57 24:06 24:19 24:23 24:32 24:38 24:43 24:47 25:00 25:04 25:12 25:17 25:25 25:30 25:34
252.0939 S:5 F:5 SMO(1,3) BSUB(256,15,-3.0) PKD(3,2,1,0.10%,19684.0,5.00%,F,T)
23:57 24:04 24:08 24:14 24:18 24:22 24:44 24:48 25:01 25:20
192.9888 S:5 F:5
23:49 24:05 24:10 24:25 24:38 24:48 25:03 25:12 25:25 25:34
23:48 23:54 24:00 24:06 24:12 24:18 24:24 24:30 24:36 24:42 24:48 24:54 25:00 25:06 25:12 25:18 25:24 25:30 25:36 Time

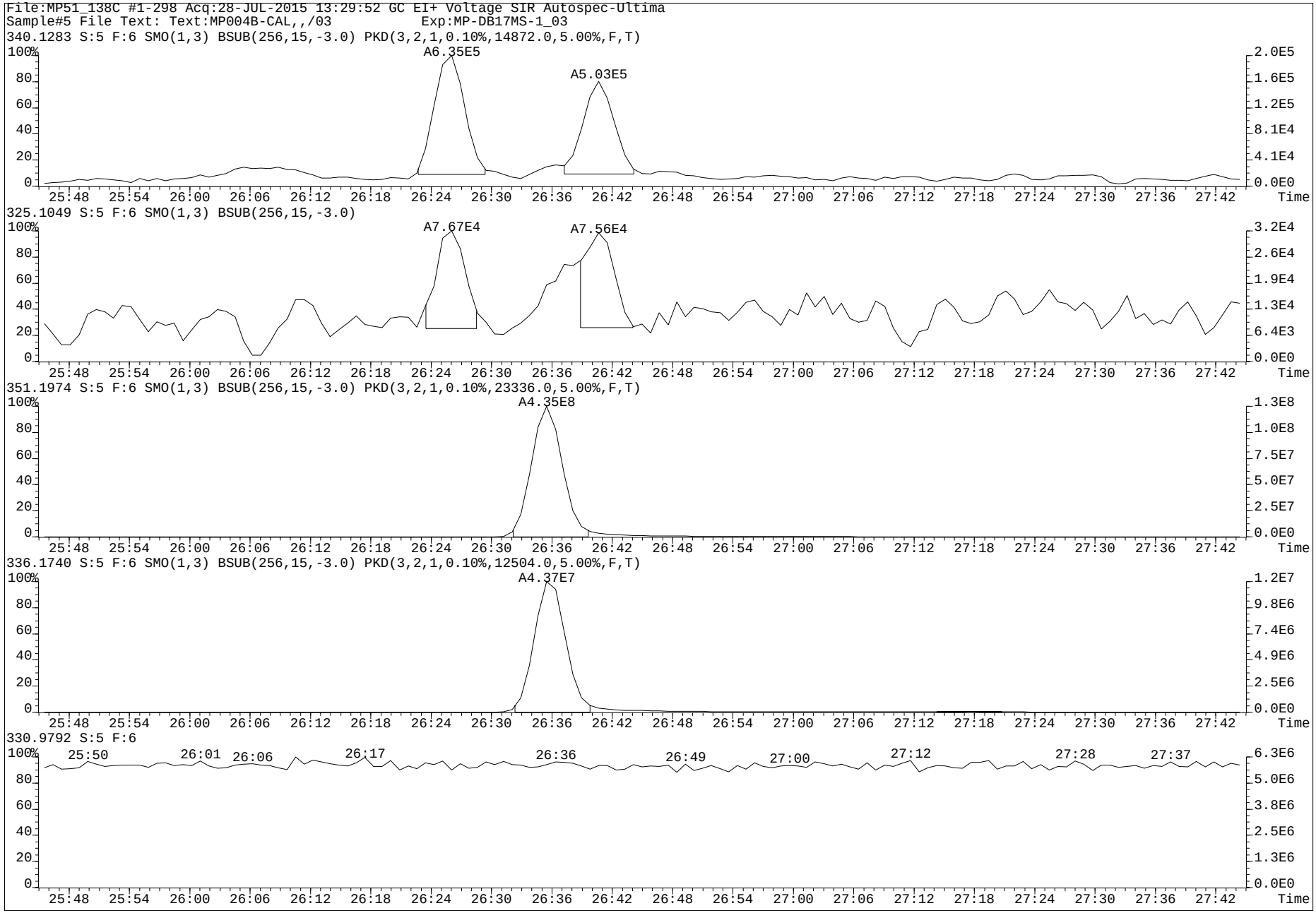
File:MP51_138C #1-298 Acq:28-JUL-2015 13:29:52 GC EI+ Voltage SIR Autospec-Ultima
Sample#5 File Text: Text:MP004B-CAL,,/03 Exp:MP-DB17MS-1_03
340.1283 S:5 F:6 SMO(1,3) BSUB(256,15,-3.0) PKD(3,2,1,0.10%,14872.0,5.00%,F,T)
A6.35E5
A5.03E5
325.1049 S:5 F:6 SMO(1,3) BSUB(256,15,-3.0)
A7.67E4
A7.56E4
351.1974 S:5 F:6 SMO(1,3) BSUB(256,15,-3.0) PKD(3,2,1,0.10%,23336.0,5.00%,F,T)
A4.35E8
336.1740 S:5 F:6 SMO(1,3) BSUB(256,15,-3.0) PKD(3,2,1,0.10%,12504.0,5.00%,F,T)
A4.37E7
330.9792 S:5 F:6
25:50
26:01
26:06
26:17
26:36
26:49
27:00
27:12
27:28
27:37
Time

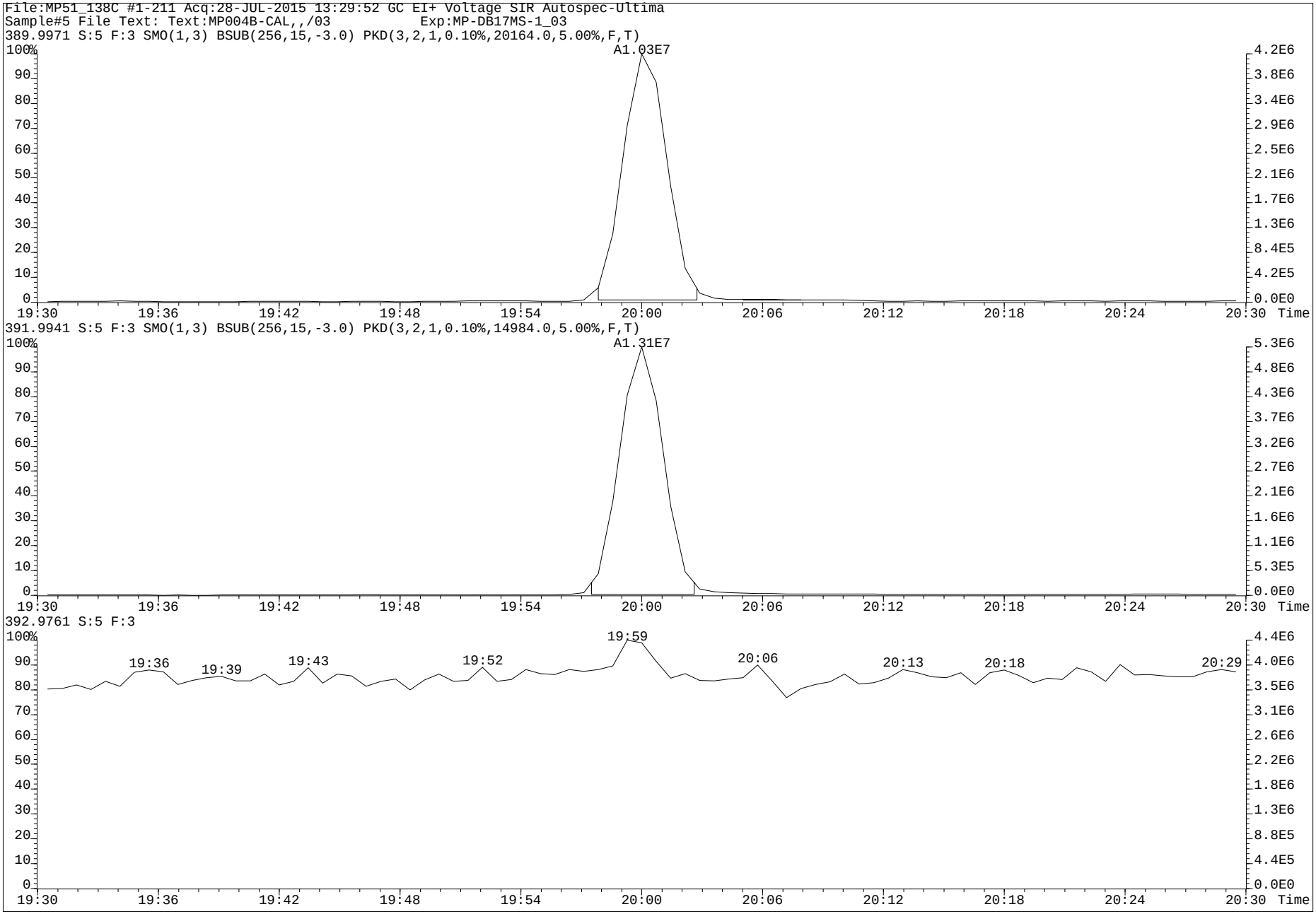
File:MP51_138C #1-211 Acq:28-JUL-2015 13:29:52 GC EI+ Voltage SIR Autospec-Ultima
Sample#5 File Text: Text:MP004B-CAL,,/03 Exp:MP-DB17MS-1_03
389.9971 S:5 F:3 SMO(1,3) BSUB(256,15,-3.0) PKD(3,2,1,0.10%,20164.0,5.00%,F,T)
A1.03E7
391.9941 S:5 F:3 SMO(1,3) BSUB(256,15,-3.0) PKD(3,2,1,0.10%,14984.0,5.00%,F,T)
A1.31E7
392.9761 S:5 F:3
19:36
19:39
19:43
19:52
19:59
20:06
20:13
20:18
20:29
Time

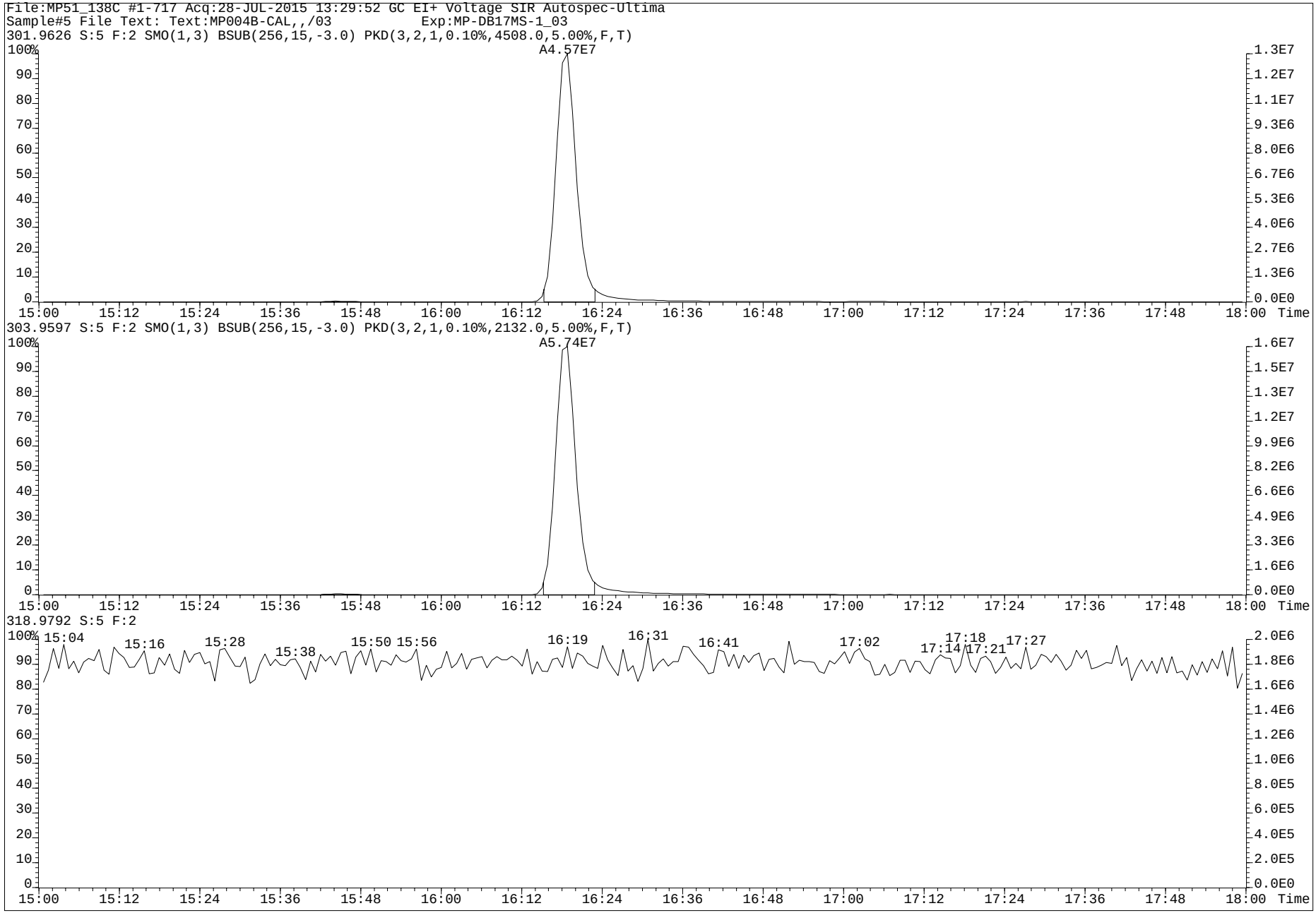
File:MP51_138C #1-717 Acq:28-JUL-2015 13:29:52 GC EI+ Voltage SIR Autospec-Ultima
Sample#5 File Text: Text:MP004B-CAL,,/03 Exp:MP-DB17MS-1_03
301.9626 S:5 F:2 SMO(1,3) BSUB(256,15,-3.0) PKD(3,2,1,0.10%,4508.0,5.00%,F,T)
A4.57E7
303.9597 S:5 F:2 SMO(1,3) BSUB(256,15,-3.0) PKD(3,2,1,0.10%,2132.0,5.00%,F,T)
A5.74E7
318.9792 S:5 F:2
15:04
15:16
15:28
15:38
15:50
15:56
16:19
16:31
16:41
17:02
17:14
17:18
17:21
17:27
Time

www.axysanalytical.com

Run #3 Filename MP51_138C S: 4 I: 1 Acquired: 28-JUL-15 12:55:46 Processed: 29-JUL-15 10:12:28
Run: MP51_138C-A Analyte: MP-DB17-C06 Cal: mp51_138c-8a Results: mp51_138c-a Version: V3.6 6-JAN-2000 17:51:42
Sample text: MP004C-CAL,,/03 Comments: 1,,2.0uL CS-3 F1: 0.20 F2: 1.00

	Typ	Name	Amount	Resp	RA		RT	RF	RRF		Modified?	
1	Unk	1-OH-Naphthalene	206.00	4.58e+08	0.98	n	8:04	-	1.0525	y	n	
2	Unk	1-OH-Pyrene	206.00	5.59e+08	4.78	n	20:41	-	0.9358	y	n	
3	Unk	3-OH-Chrysene	1.02	2.83e+06	2.16	n	22:59	-	0.8724	y	n	
4	Unk	3-OH-Benz[a]anthracene	1.01	3.07e+06	2.41	n	23:10	-	1.0158	y	n	
5	Unk	7,8-OH-Benzo[a]pyrene-C	1.01	*	*	n	NotF»	-	*	n	n	
6	Unk	7,8-OH-Benzo[a]pyrene-T	1.02	*	*	n	NotF»	-	*	n	n	
7	Unk	7,8-OH-Benzo[a]pyrene-3	2.03	*	*	n	NotF»	-	*	n	n	
8	Unk	9-OH-Benzo[a]pyrene	1.03	1.59e+06	8.92	n	26:26	-	0.4897	y	n	
9	Unk	3-OH-Benzo[a]pyrene	1.05	1.22e+06	6.62	n	26:41	-	0.6395	y	n	
10	Unk	7,8-OH-Benzo[a]pyrene-4	2.03	*	*	n	NotF»	-	*	n	n	
11	IS	13C6-1-OH-Naphthalene	250.00	5.29e+08	0.94	n	8:04	-	0.9729	y	n	
12	IS	13C6-1-OH-Pyrene	250.00	7.25e+08	4.74	n	20:41	-	1.3340	y	n	
13	IS	13C6-1-OH-BAA	252.00	7.53e+08	3.21	n	22:25	-	1.3748	y	n	
14	IS	13C6-3-OH-Chrysene	252.50	8.00e+08	2.59	n	22:59	-	1.4586	y	n	
15	IS	D11-3-OH-Benzo[a]pyrene	248.80	4.55e+08	10.06	n	26:36	-	0.8421	y	n	
16	IS	13C-CL4-OH-PCB-79	50.00	2.53e+07	0.80	y	20:00	-	0.2330	y	n	
17	IS	13C-CL4-PCB-79	0.00	*	*	n	NotF»	-	Div0	n	n	
18	RS	13C-CL4-PCB-81	50.00	1.09e+08	0.79	y	16:19	2.17e+06	-	n	n	
19	Tot	Fn1 Lock	0.00	-			-	-	-	n	n	
20	Tot	Fn2 Lock	0.00	-			-	-	-	n	n	
21	Tot	Fn3 Lock	0.00	-			-	-	-	n	n	
22	Tot	Fn4 Lock	0.00	-			-	-	-	n	n	
23	Tot	Fn4 Lock	0.00	-			-	-	-	n	n	
24	Tot	Fn5 Lock	0.00	-			-	-	-	n	n	
25	Tot	Fn6 Lock	0.00	-			-	-	-	n	n	

PV AS 8-AUG-2015

SV hg mw
12-Aug-2015


File:MP51_138C #1-125 Acq:28-JUL-2015 12:55:46 GC EI+ Voltage SIR Autospec-Ultima
Sample#4 File Text: Text:MP004C-CAL,,/03 Exp:MP-DB17MS-1_03
216.0970 S:4 SMO(1,3) BSUB(256,15,-3.0) PKD(3,2,1,0.10%,21812.0,5.00%,F,T)
A4.58E8
201.0736 S:4 SMO(1,3) BSUB(256,15,-3.0) PKD(3,2,1,0.10%,27680.0,5.00%,F,T)
A4.69E8
222.1172 S:4 SMO(1,3) BSUB(256,15,-3.0) PKD(3,2,1,0.10%,23032.0,5.00%,F,T)
A5.28E8
207.0938 S:4 SMO(1,3) BSUB(256,15,-3.0) PKD(3,2,1,0.10%,40156.0,5.00%,F,T)
A5.62E8
218.9856 S:4
7:51
7:57
8:05
8:14
8:27
Time

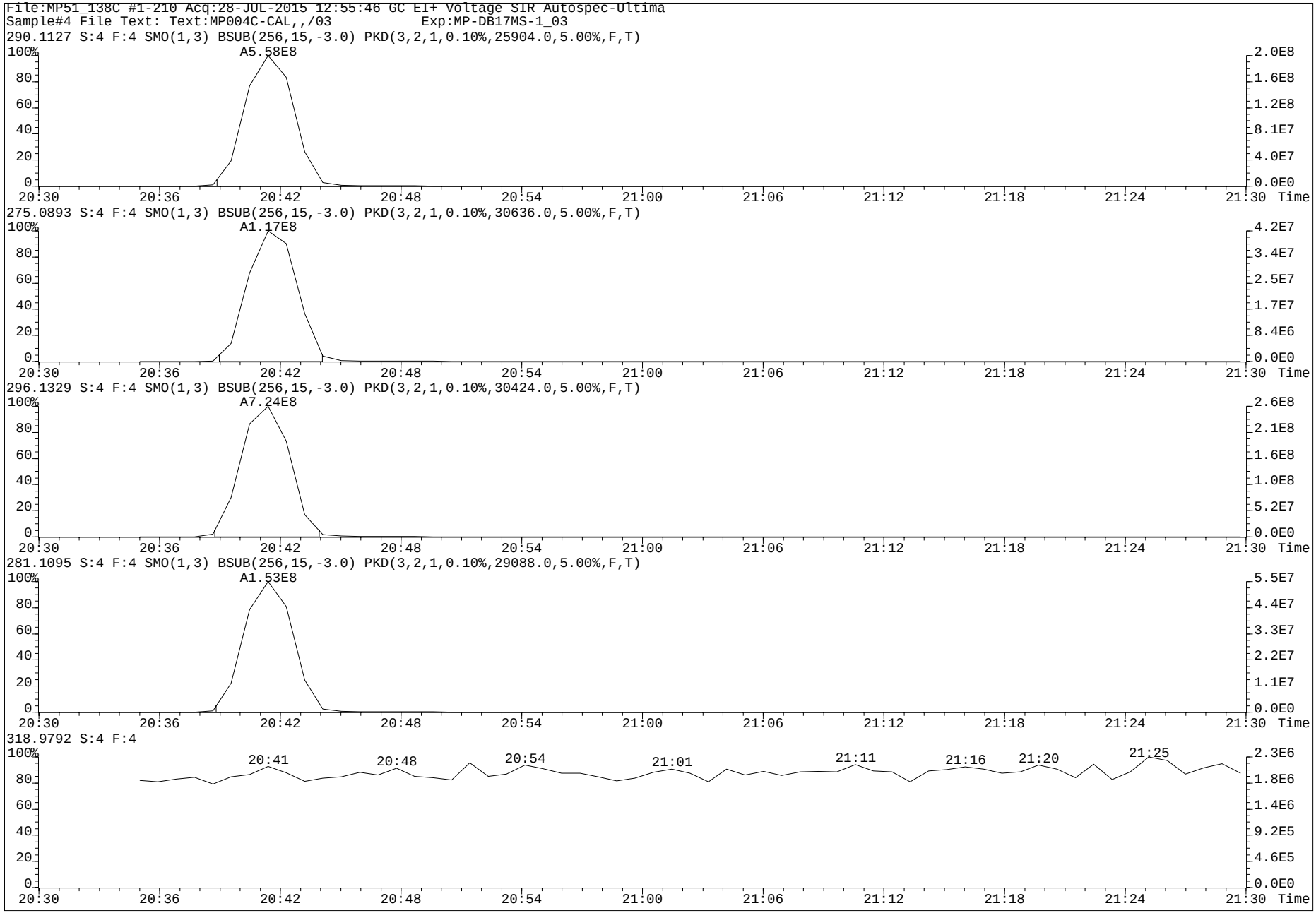
File:MP51_138C #1-210 Acq:28-JUL-2015 12:55:46 GC EI+ Voltage SIR Autospec-Ultima
Sample#4 File Text: Text:MP004C-CAL,,/03 Exp:MP-DB17MS-1_03
290.1127 S:4 F:4 SMO(1,3) BSUB(256,15,-3.0) PKD(3,2,1,0.10%,25904.0,5.00%,F,T)
A5.58E8
275.0893 S:4 F:4 SMO(1,3) BSUB(256,15,-3.0) PKD(3,2,1,0.10%,30636.0,5.00%,F,T)
A1.17E8
296.1329 S:4 F:4 SMO(1,3) BSUB(256,15,-3.0) PKD(3,2,1,0.10%,30424.0,5.00%,F,T)
A7.24E8
281.1095 S:4 F:4 SMO(1,3) BSUB(256,15,-3.0) PKD(3,2,1,0.10%,29088.0,5.00%,F,T)
A1.53E8
318.9792 S:4 F:4
20:41
20:48
20:54
21:01
21:11
21:16
21:20
21:25
Time

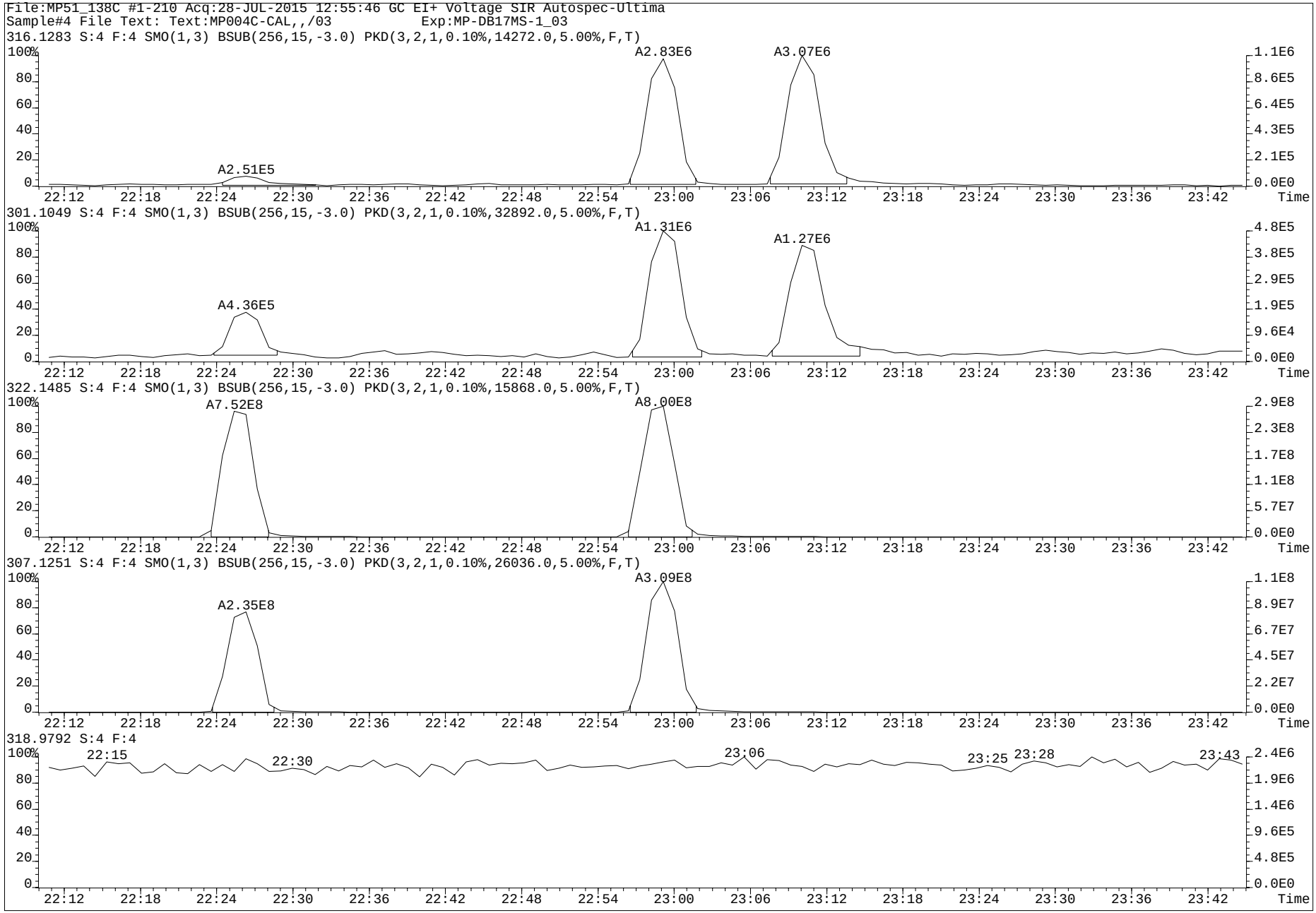
File:MP51_138C #1-210 Acq:28-JUL-2015 12:55:46 GC EI+ Voltage SIR Autospec-Ultima
Sample#4 File Text: Text:MP004C-CAL,,/03 Exp:MP-DB17MS-1_03
316.1283 S:4 F:4 SMO(1,3) BSUB(256,15,-3.0) PKD(3,2,1,0.10%,14272.0,5.00%,F,T)
A2.83E6
A3.07E6
A2.51E5
301.1049 S:4 F:4 SMO(1,3) BSUB(256,15,-3.0) PKD(3,2,1,0.10%,32892.0,5.00%,F,T)
A1.31E6
A1.27E6
A4.36E5
322.1485 S:4 F:4 SMO(1,3) BSUB(256,15,-3.0) PKD(3,2,1,0.10%,15868.0,5.00%,F,T)
A7.52E8
A8.00E8
307.1251 S:4 F:4 SMO(1,3) BSUB(256,15,-3.0) PKD(3,2,1,0.10%,26036.0,5.00%,F,T)
A3.09E8
A2.35E8
318.9792 S:4 F:4
22:15
22:30
23:06
23:25
23:28
23:43
Time

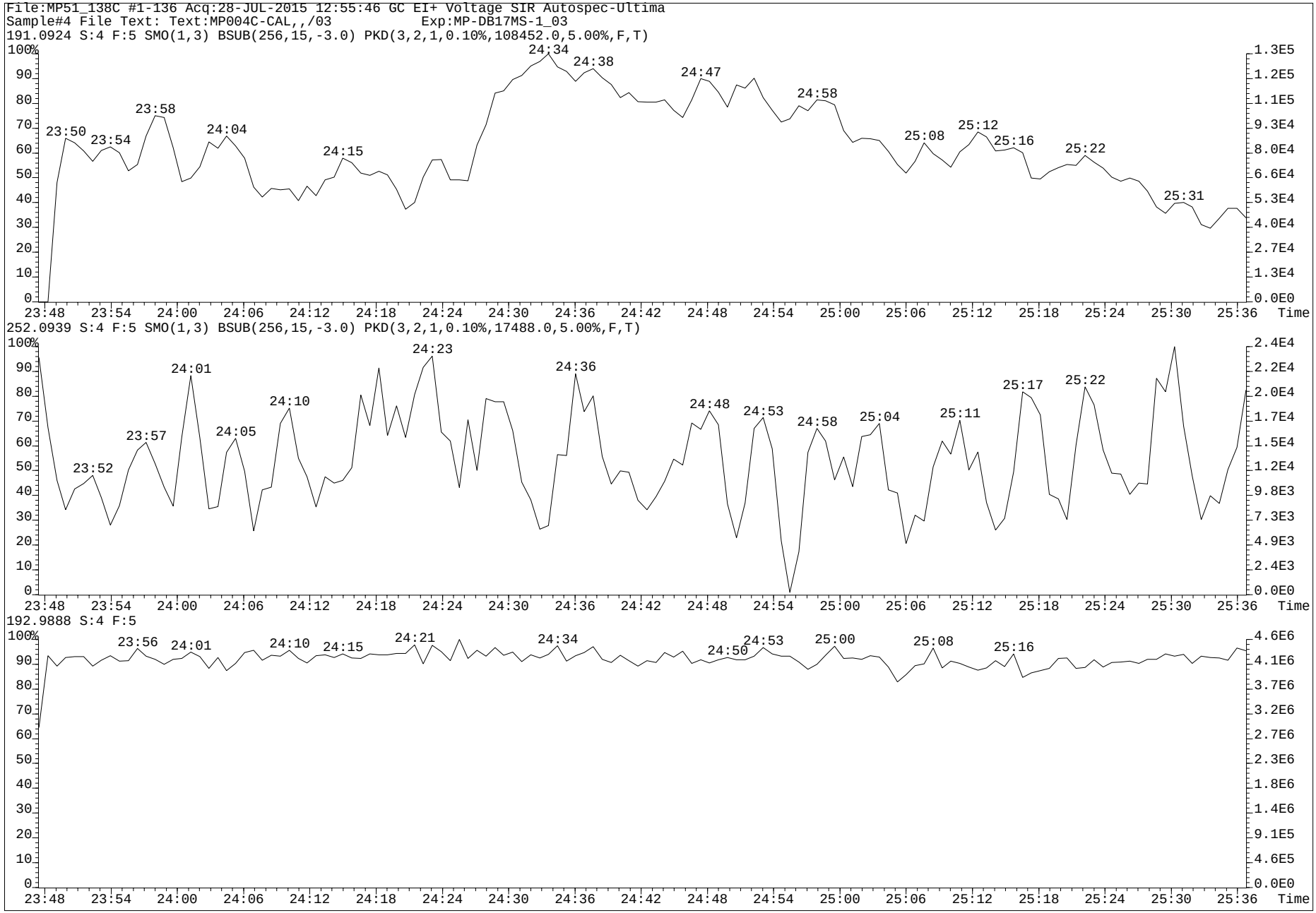
File:MP51_138C #1-136 Acq:28-JUL-2015 12:55:46 GC EI+ Voltage SIR Autospec-Ultima
Sample#4 File Text: Text:MP004C-CAL,,/03 Exp:MP-DB17MS-1_03
191.0924 S:4 F:5 SMO(1,3) BSUB(256,15,-3.0) PKD(3,2,1,0.10%,108452.0,5.00%,F,T)
252.0939 S:4 F:5 SMO(1,3) BSUB(256,15,-3.0) PKD(3,2,1,0.10%,17488.0,5.00%,F,T)
192.9888 S:4 F:5
Time

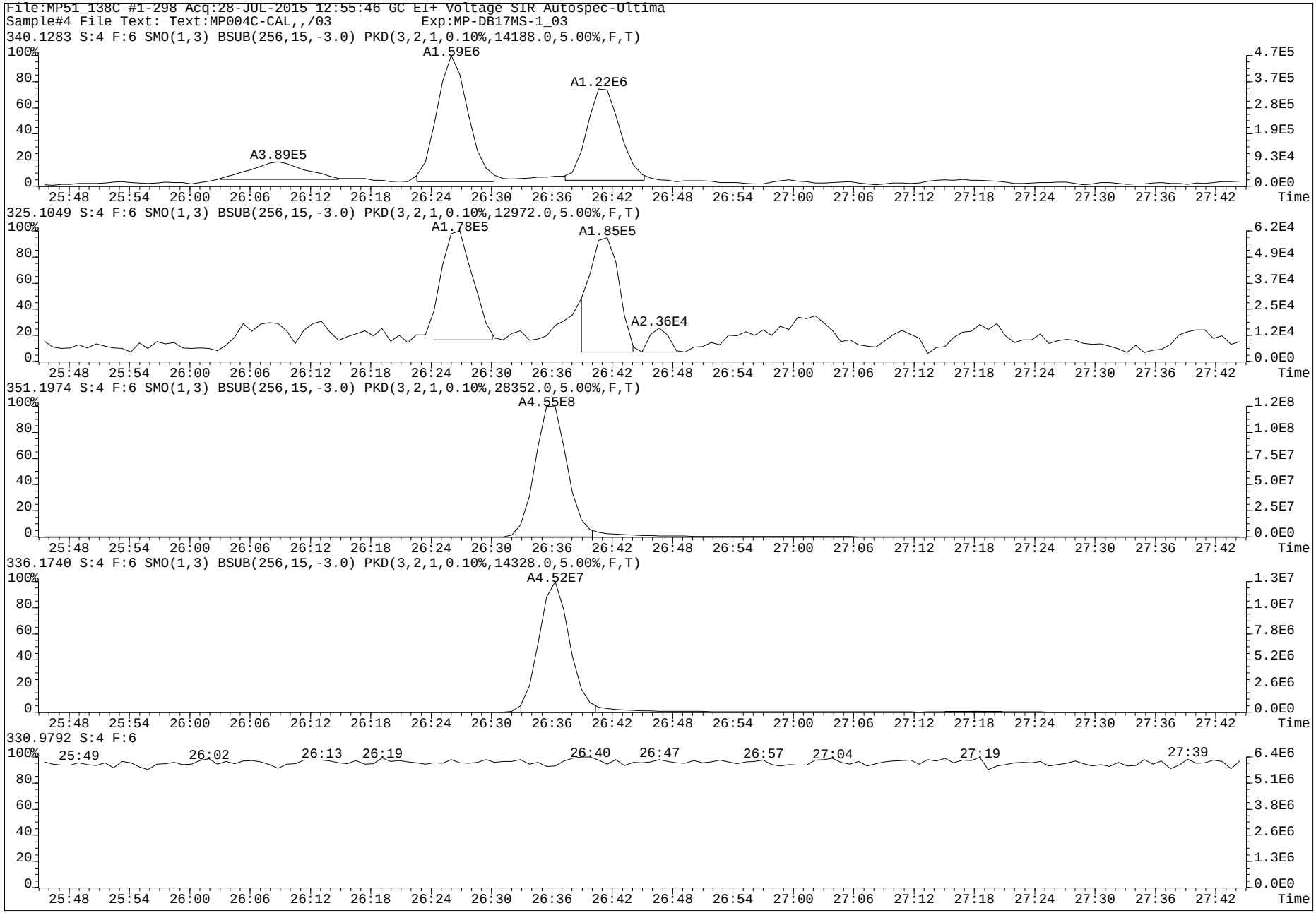
File:MP51_138C #1-298 Acq:28-JUL-2015 12:55:46 GC EI+ Voltage SIR Autospec-Ultima
Sample#4 File Text: Text:MP004C-CAL,,/03 Exp:MP-DB17MS-1_03
340.1283 S:4 F:6 SMO(1,3) BSUB(256,15,-3.0) PKD(3,2,1,0.10%,14188.0,5.00%,F,T)
A1.59E6
A1.22E6
A3.89E5
325.1049 S:4 F:6 SMO(1,3) BSUB(256,15,-3.0) PKD(3,2,1,0.10%,12972.0,5.00%,F,T)
A1.78E5
A1.85E5
A2.36E4
351.1974 S:4 F:6 SMO(1,3) BSUB(256,15,-3.0) PKD(3,2,1,0.10%,28352.0,5.00%,F,T)
A4.55E8
336.1740 S:4 F:6 SMO(1,3) BSUB(256,15,-3.0) PKD(3,2,1,0.10%,14328.0,5.00%,F,T)
A4.52E7
330.9792 S:4 F:6
25:49
26:02
26:13
26:19
26:40
26:47
26:57
27:04
27:19
27:39
Time

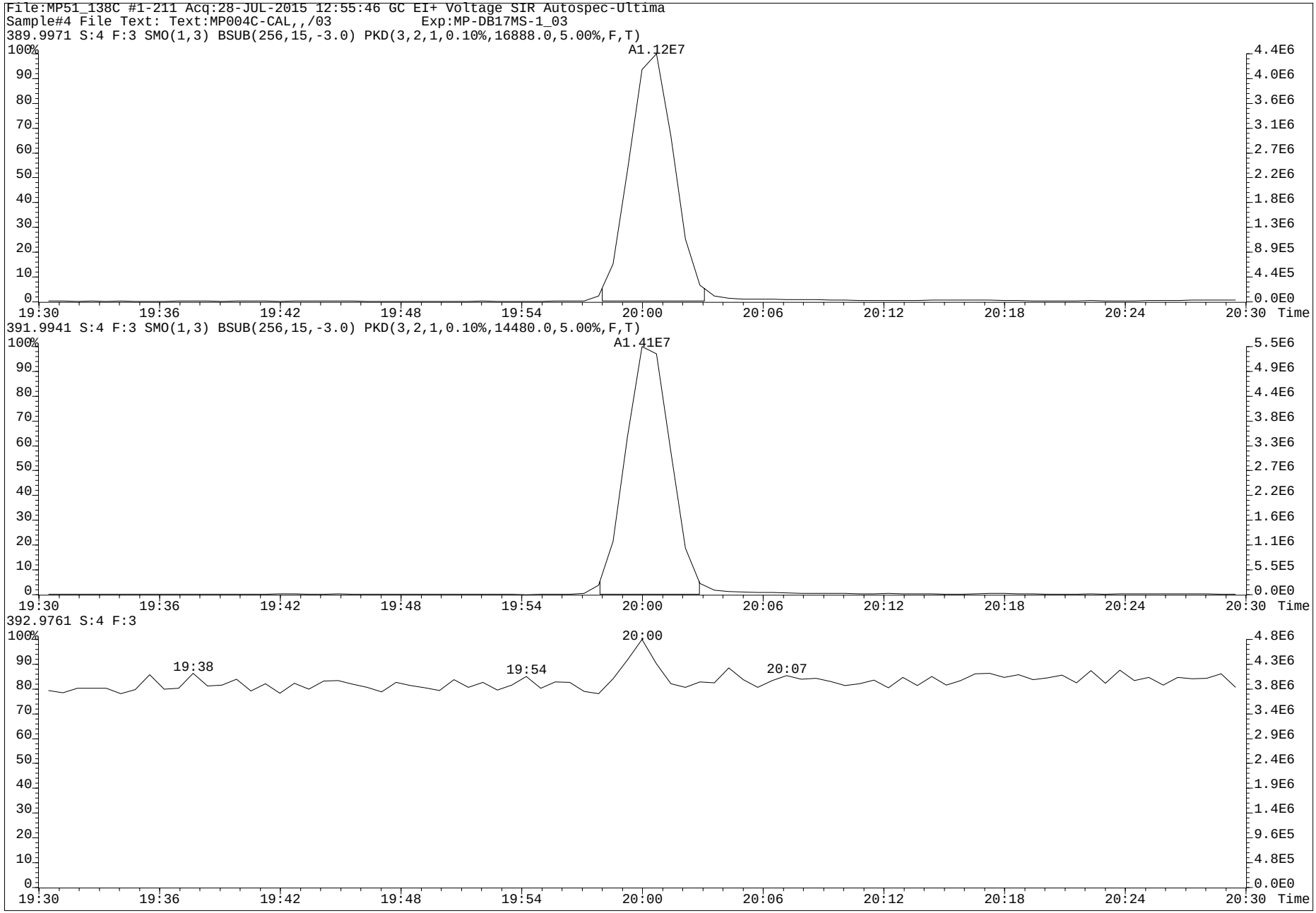
File:MP51_138C #1-211 Acq:28-JUL-2015 12:55:46 GC EI+ Voltage SIR Autospec-Ultima
Sample#4 File Text: Text:MP004C-CAL,,/03 Exp:MP-DB17MS-1_03
389.9971 S:4 F:3 SMO(1,3) BSUB(256,15,-3.0) PKD(3,2,1,0.10%,16888.0,5.00%,F,T)
A1.12E7
391.9941 S:4 F:3 SMO(1,3) BSUB(256,15,-3.0) PKD(3,2,1,0.10%,14480.0,5.00%,F,T)
A1.41E7
392.9761 S:4 F:3
19:38
19:54
20:00
20:07
Time

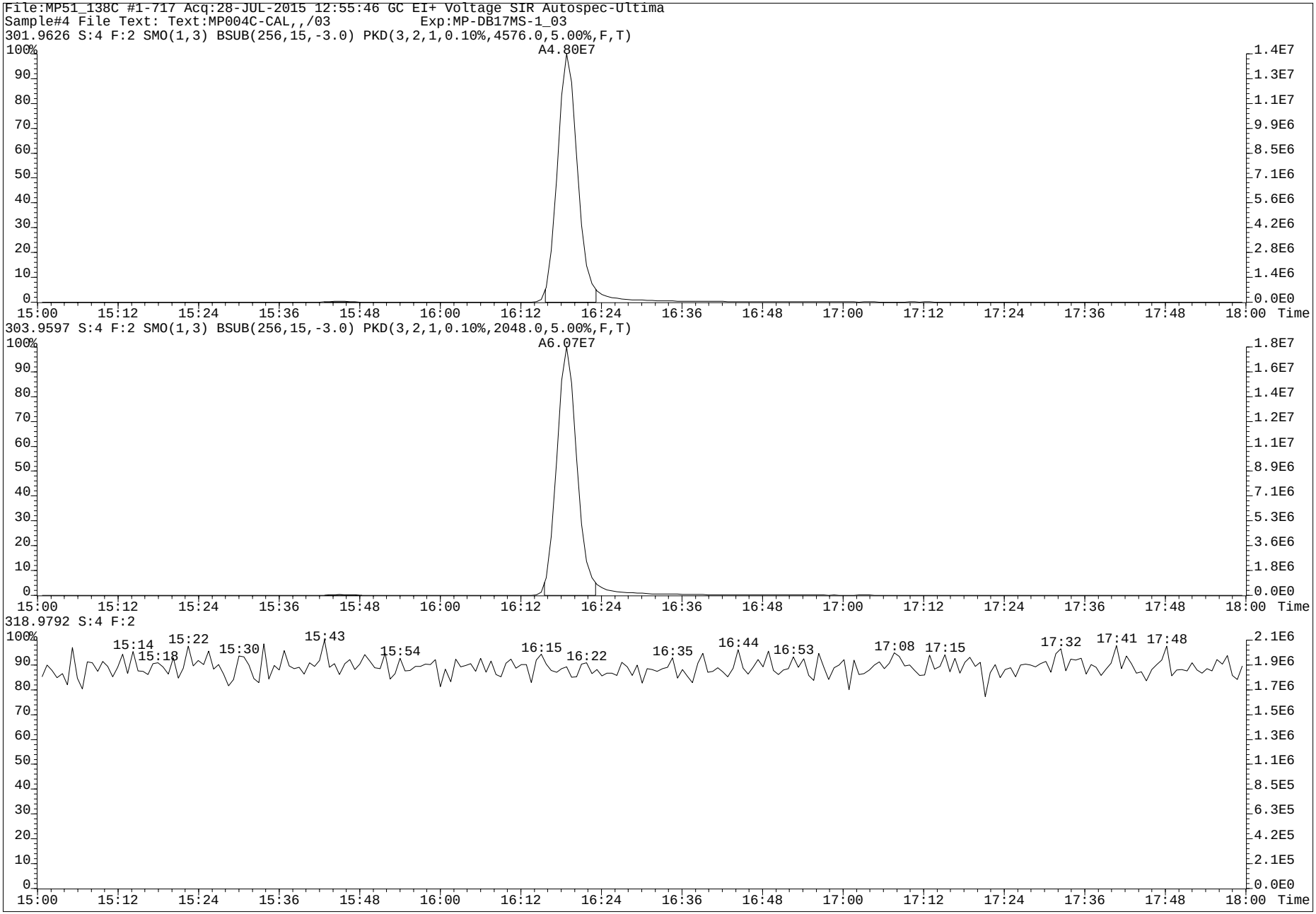
File:MP51_138C #1-717 Acq:28-JUL-2015 12:55:46 GC EI+ Voltage SIR Autospec-Ultima
Sample#4 File Text: Text:MP004C-CAL,,/03 Exp:MP-DB17MS-1_03
301.9626 S:4 F:2 SMO(1,3) BSUB(256,15,-3.0) PKD(3,2,1,0.10%,4576.0,5.00%,F,T)
A4.80E7
303.9597 S:4 F:2 SMO(1,3) BSUB(256,15,-3.0) PKD(3,2,1,0.10%,2048.0,5.00%,F,T)
A6.07E7
318.9792 S:4 F:2
15:14
15:18
15:22
15:30
15:43
15:54
16:15
16:22
16:35
16:44
16:53
17:08
17:15
17:32
17:41
17:48
Time

www.axysanalytical.com

Run #4 Filename MP51_138C S: 3 I: 1 Acquired: 28-JUL-15 12:21:39 Processed: 29-JUL-15 10:12:29
Run: MP51_138C-A Analyte: MP-DB17-C06 Cal: mp51_138c-8a Results: mp51_138c-a Version: V3.6 6-JAN-2000 17:51:42
Sample text: MP004D-CAL,,/03 Comments: 1,,2.0uL CS-4 F1: 1.00 F2: 1.00

	Typ	Name	Amount	Resp	RA		RT	RF	RRF		Modified?
1	Unk	1-OH-Naphthalene	206.00	5.55e+08	0.98	n	8:05	-	1.1040	y	n
2	Unk	1-OH-Pyrene	206.00	7.11e+08	4.88	n	20:42	-	0.9925	y	n
3	Unk	3-OH-Chrysene	5.12	1.58e+07	2.55	n	23:00	-	0.7955	y	n
4	Unk	3-OH-Benz[a]anthracene	5.06	1.99e+07	2.80	n	23:11	-	1.0932	y	n
5	Unk	7,8-OH-Benzo[a]pyrene-C	5.07	*	*	n	NotF»	-	*	n	n
6	Unk	7,8-OH-Benzo[a]pyrene-T	5.08	*	*	n	NotF»	-	*	n	n
7	Unk	7,8-OH-Benzo[a]pyrene-3	10.14	*	*	n	NotF»	-	*	n	n
8	Unk	9-OH-Benzo[a]pyrene	5.13	9.76e+06	10.78	n	26:27	-	0.4907	y	n
9	Unk	3-OH-Benzo[a]pyrene	5.23	7.45e+06	8.13	n	26:42	-	0.6486	y	n
10	Unk	7,8-OH-Benzo[a]pyrene-4	10.14	*	*	n	NotF»	-	*	n	n
11	IS	13C6-1-OH-Naphthalene	250.00	6.10e+08	0.93	n	8:05	-	0.9815	y	n
12	IS	13C6-1-OH-Pyrene	250.00	8.70e+08	4.77	n	20:42	-	1.3990	y	n
13	IS	13C6-1-OH-BAA	252.00	9.08e+08	3.16	n	22:26	-	1.4479	y	n
14	IS	13C6-3-OH-Chrysene	252.50	9.79e+08	2.63	n	22:59	-	1.5583	y	n
15	IS	D11-3-OH-Benzo[a]pyrene	248.80	5.46e+08	10.38	n	26:37	-	0.8831	y	n
16	IS	13C-CL4-OH-PCB-79	50.00	3.02e+07	0.80	y	20:01	-	0.2431	y	n
17	IS	13C-CL4-PCB-79	0.00	*	*	n	NotF»	-	Div0	n	n
18	RS	13C-CL4-PCB-81	50.00	1.24e+08	0.79	y	16:20	2.49e+06	-	n	n
19	Tot	Fn1 Lock	0.00	-			-	-	-	n	n
20	Tot	Fn2 Lock	0.00	-			-	-	-	n	n
21	Tot	Fn3 Lock	0.00	-			-	-	-	n	n
22	Tot	Fn4 Lock	0.00	-			-	-	-	n	n
23	Tot	Fn4 Lock	0.00	-			-	-	-	n	n
24	Tot	Fn5 Lock	0.00	-			-	-	-	n	n
25	Tot	Fn6 Lock	0.00	-			-	-	-	n	n

PV AS 8-AUG-2015

SV hy mw
12-Aug-2015

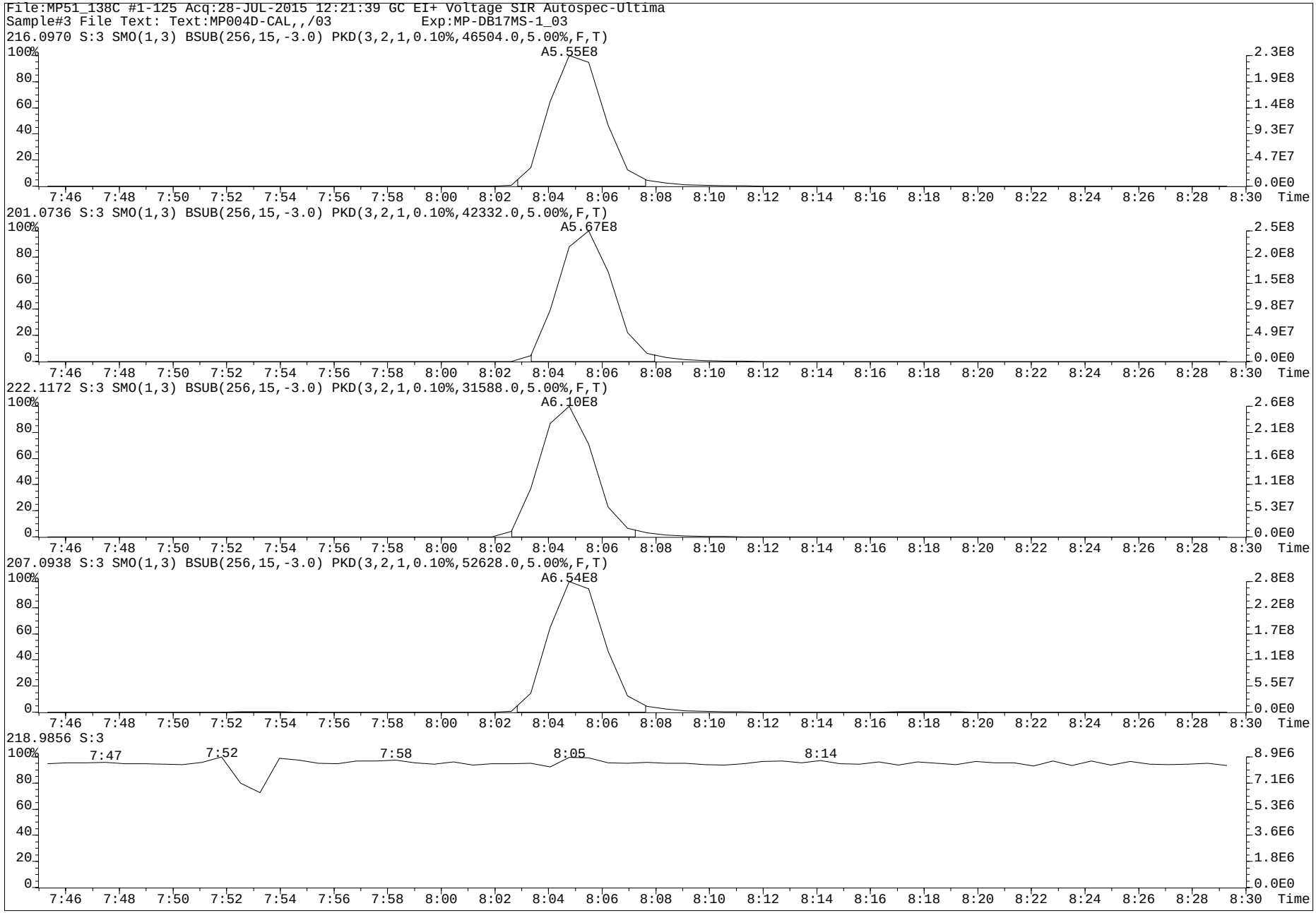
File:MP51_138C #1-125 Acq:28-JUL-2015 12:21:39 GC EI+ Voltage SIR Autospec-Ultima
Sample#3 File Text: Text:MP004D-CAL,,/03 Exp:MP-DB17MS-1_03
216.0970 S:3 SMO(1,3) BSUB(256,15,-3.0) PKD(3,2,1,0.10%,46504.0,5.00%,F,T)
A5.55E8
201.0736 S:3 SMO(1,3) BSUB(256,15,-3.0) PKD(3,2,1,0.10%,42332.0,5.00%,F,T)
A5.67E8
222.1172 S:3 SMO(1,3) BSUB(256,15,-3.0) PKD(3,2,1,0.10%,31588.0,5.00%,F,T)
A6.10E8
207.0938 S:3 SMO(1,3) BSUB(256,15,-3.0) PKD(3,2,1,0.10%,52628.0,5.00%,F,T)
A6.54E8
218.9856 S:3
7:47
7:52
7:58
8:05
8:14
Time

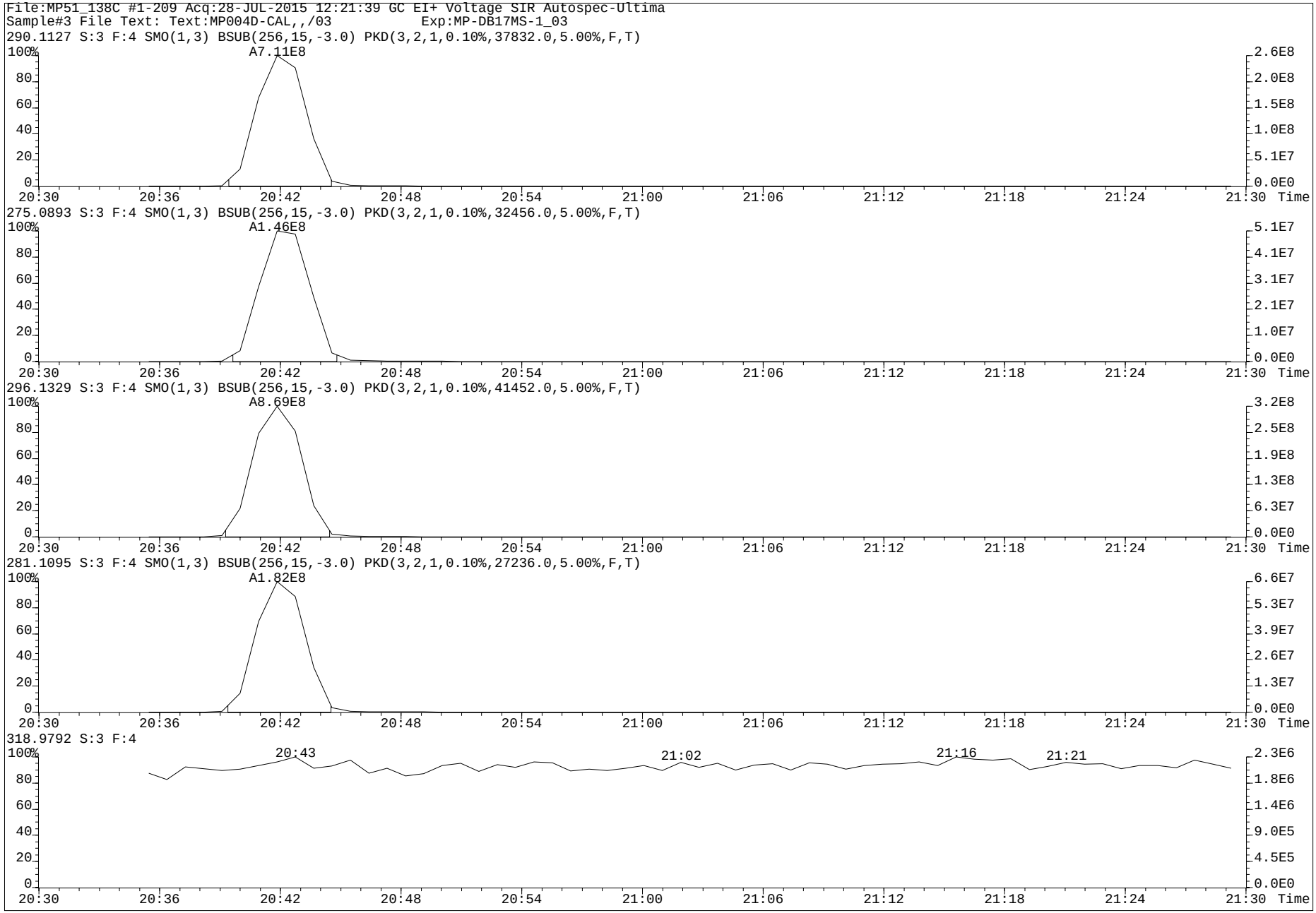
File:MP51_138C #1-209 Acq:28-JUL-2015 12:21:39 GC EI+ Voltage SIR Autospec-Ultima
Sample#3 File Text: Text:MP004D-CAL,,/03 Exp:MP-DB17MS-1_03
290.1127 S:3 F:4 SMO(1,3) BSUB(256,15,-3.0) PKD(3,2,1,0.10%,37832.0,5.00%,F,T)
A7.11E8
275.0893 S:3 F:4 SMO(1,3) BSUB(256,15,-3.0) PKD(3,2,1,0.10%,32456.0,5.00%,F,T)
A1.46E8
296.1329 S:3 F:4 SMO(1,3) BSUB(256,15,-3.0) PKD(3,2,1,0.10%,41452.0,5.00%,F,T)
A8.69E8
281.1095 S:3 F:4 SMO(1,3) BSUB(256,15,-3.0) PKD(3,2,1,0.10%,27236.0,5.00%,F,T)
A1.82E8
318.9792 S:3 F:4
20:43
21:02
21:16
21:21
Time

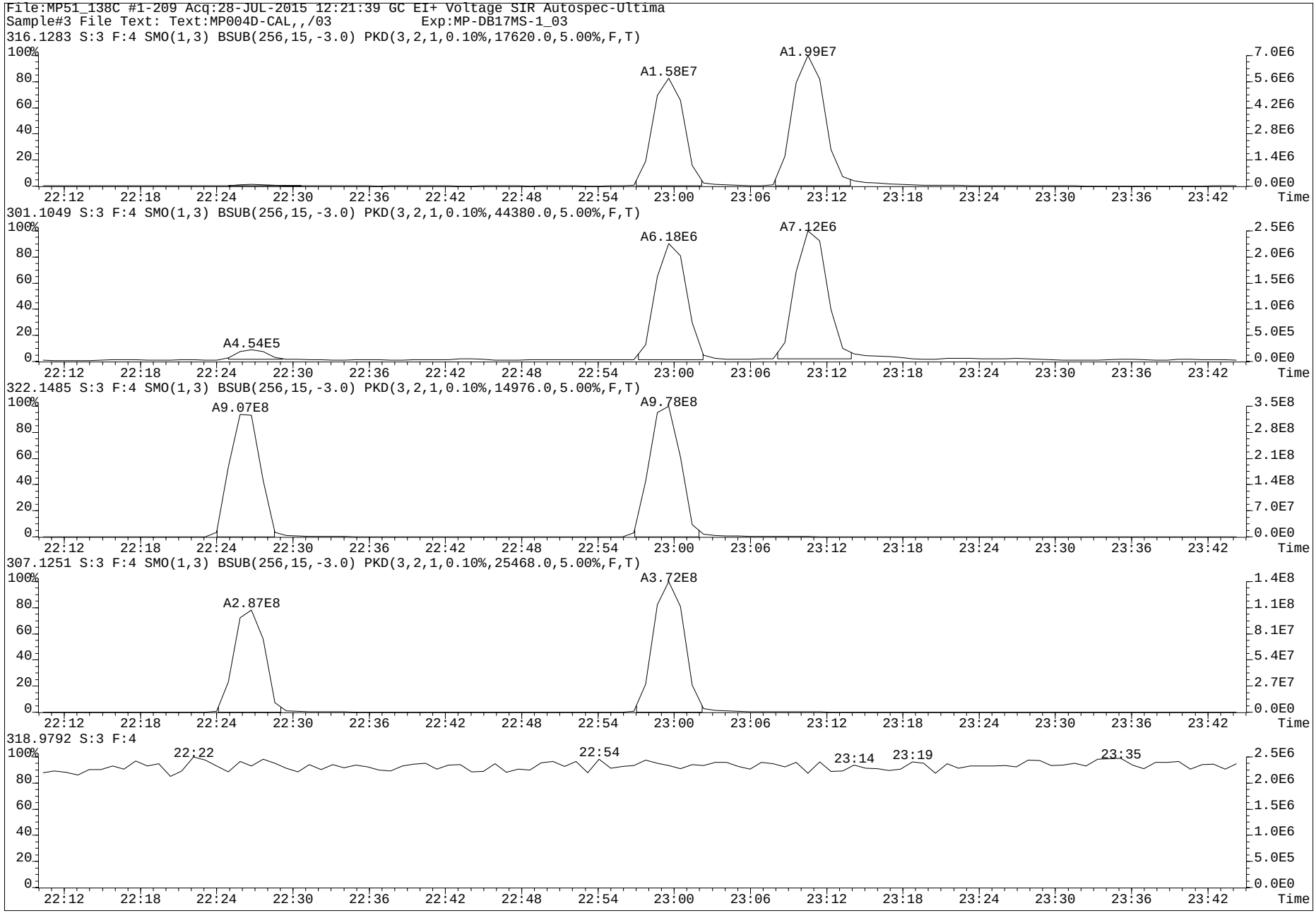
File:MP51_138C #1-209 Acq:28-JUL-2015 12:21:39 GC EI+ Voltage SIR Autospec-Ultima
Sample#3 File Text: Text:MP004D-CAL,,/03 Exp:MP-DB17MS-1_03
316.1283 S:3 F:4 SMO(1,3) BSUB(256,15,-3.0) PKD(3,2,1,0.10%,17620.0,5.00%,F,T)
A1.58E7
A1.99E7
301.1049 S:3 F:4 SMO(1,3) BSUB(256,15,-3.0) PKD(3,2,1,0.10%,44380.0,5.00%,F,T)
A4.54E5
A6.18E6
A7.12E6
322.1485 S:3 F:4 SMO(1,3) BSUB(256,15,-3.0) PKD(3,2,1,0.10%,14976.0,5.00%,F,T)
A9.07E8
A9.78E8
307.1251 S:3 F:4 SMO(1,3) BSUB(256,15,-3.0) PKD(3,2,1,0.10%,25468.0,5.00%,F,T)
A2.87E8
A3.72E8
318.9792 S:3 F:4
22:22
22:54
23:14
23:19
23:35
Time

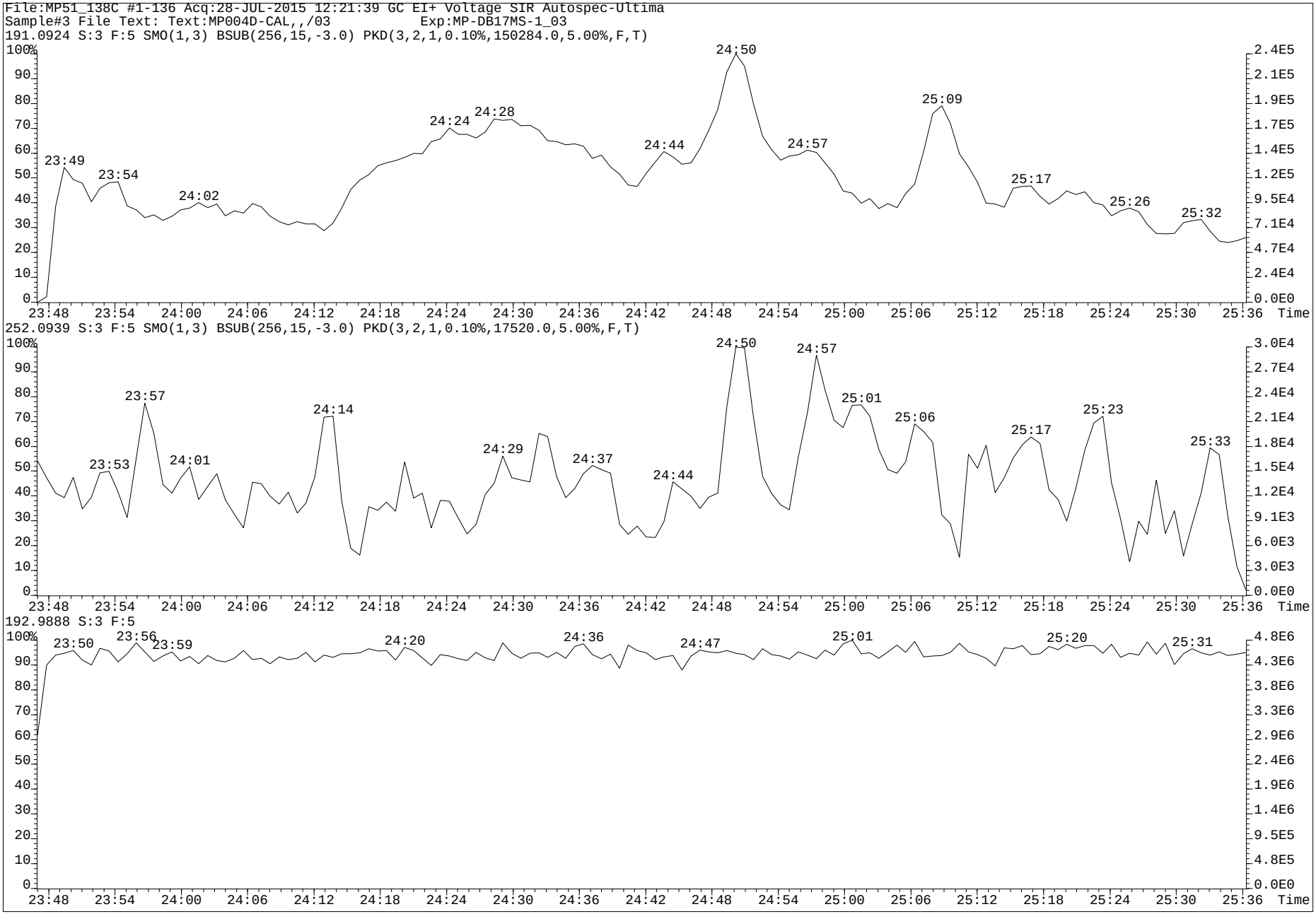
File:MP51_138C #1-136 Acq:28-JUL-2015 12:21:39 GC EI+ Voltage SIR Autospec-Ultima
Sample#3 File Text: Text:MP004D-CAL,,/03 Exp:MP-DB17MS-1_03
191.0924 S:3 F:5 SMO(1,3) BSUB(256,15,-3.0) PKD(3,2,1,0.10%,150284.0,5.00%,F,T)
23:49
23:54
24:02
24:24
24:28
24:44
24:50
24:57
25:09
25:17
25:26
25:32
252.0939 S:3 F:5 SMO(1,3) BSUB(256,15,-3.0) PKD(3,2,1,0.10%,17520.0,5.00%,F,T)
23:53
23:57
24:01
24:14
24:29
24:37
24:44
24:50
24:57
25:01
25:06
25:17
25:23
25:33
192.9888 S:3 F:5
23:50
23:56
23:59
24:20
24:36
24:47
25:01
25:20
25:31
Time

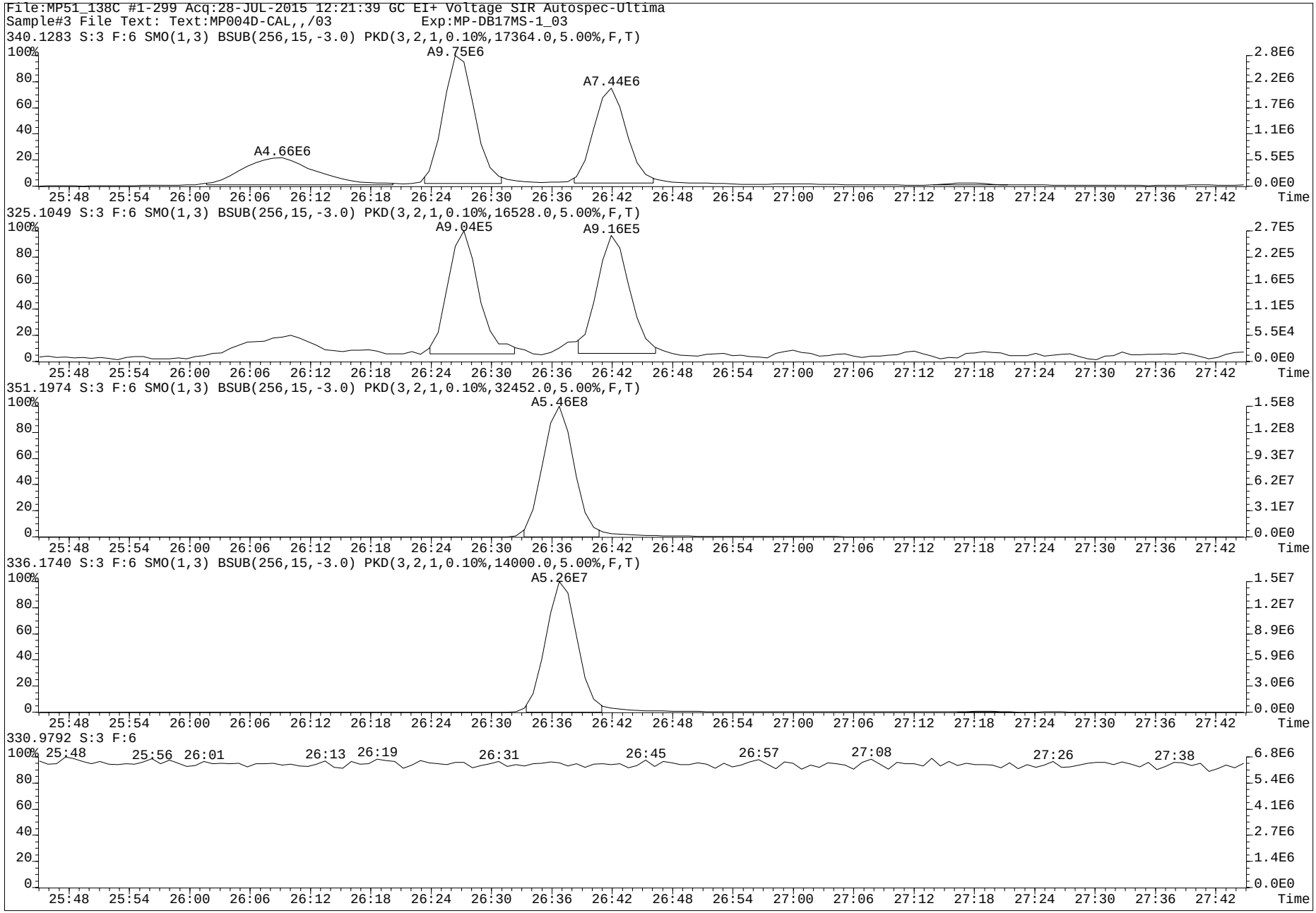
File:MP51_138C #1-299 Acq:28-JUL-2015 12:21:39 GC EI+ Voltage SIR Autospec-Ultima
Sample#3 File Text: Text:MP004D-CAL,,/03 Exp:MP-DB17MS-1_03
340.1283 S:3 F:6 SMO(1,3) BSUB(256,15,-3.0) PKD(3,2,1,0.10%,17364.0,5.00%,F,T)
A9.75E6
A7.44E6
A4.66E6
325.1049 S:3 F:6 SMO(1,3) BSUB(256,15,-3.0) PKD(3,2,1,0.10%,16528.0,5.00%,F,T)
A9.04E5
A9.16E5
351.1974 S:3 F:6 SMO(1,3) BSUB(256,15,-3.0) PKD(3,2,1,0.10%,32452.0,5.00%,F,T)
A5.46E8
336.1740 S:3 F:6 SMO(1,3) BSUB(256,15,-3.0) PKD(3,2,1,0.10%,14000.0,5.00%,F,T)
A5.26E7
330.9792 S:3 F:6
Time

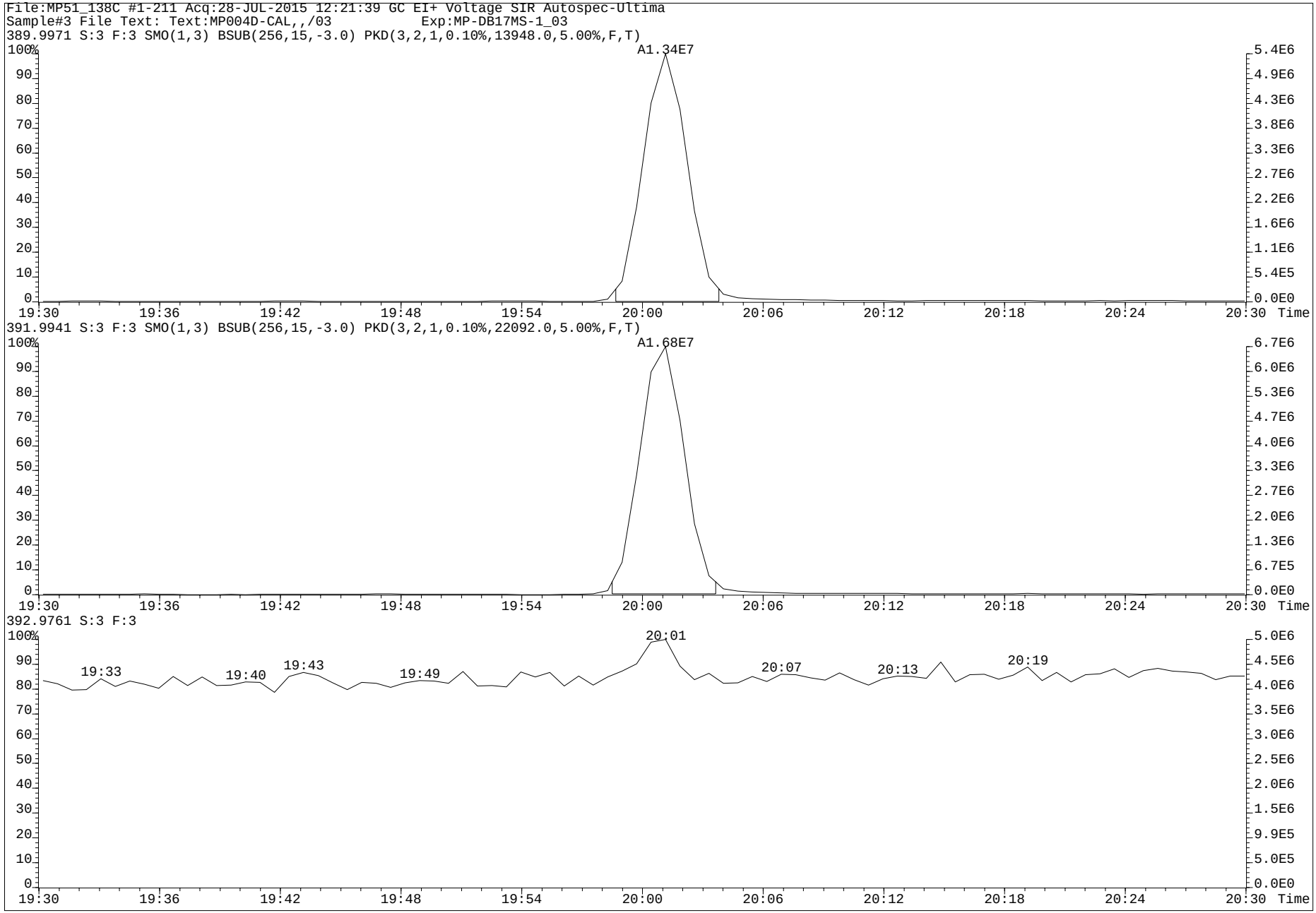
File:MP51_138C #1-211 Acq:28-JUL-2015 12:21:39 GC EI+ Voltage SIR Autospec-Ultima
Sample#3 File Text: Text:MP004D-CAL,,/03 Exp:MP-DB17MS-1_03
389.9971 S:3 F:3 SMO(1,3) BSUB(256,15,-3.0) PKD(3,2,1,0.10%,13948.0,5.00%,F,T)
A1.34E7
391.9941 S:3 F:3 SMO(1,3) BSUB(256,15,-3.0) PKD(3,2,1,0.10%,22092.0,5.00%,F,T)
A1.68E7
392.9761 S:3 F:3
19:33
19:40
19:43
19:49
20:01
20:07
20:13
20:19
19:30 19:36 19:42 19:48 19:54 20:00 20:06 20:12 20:18 20:24 20:30 Time

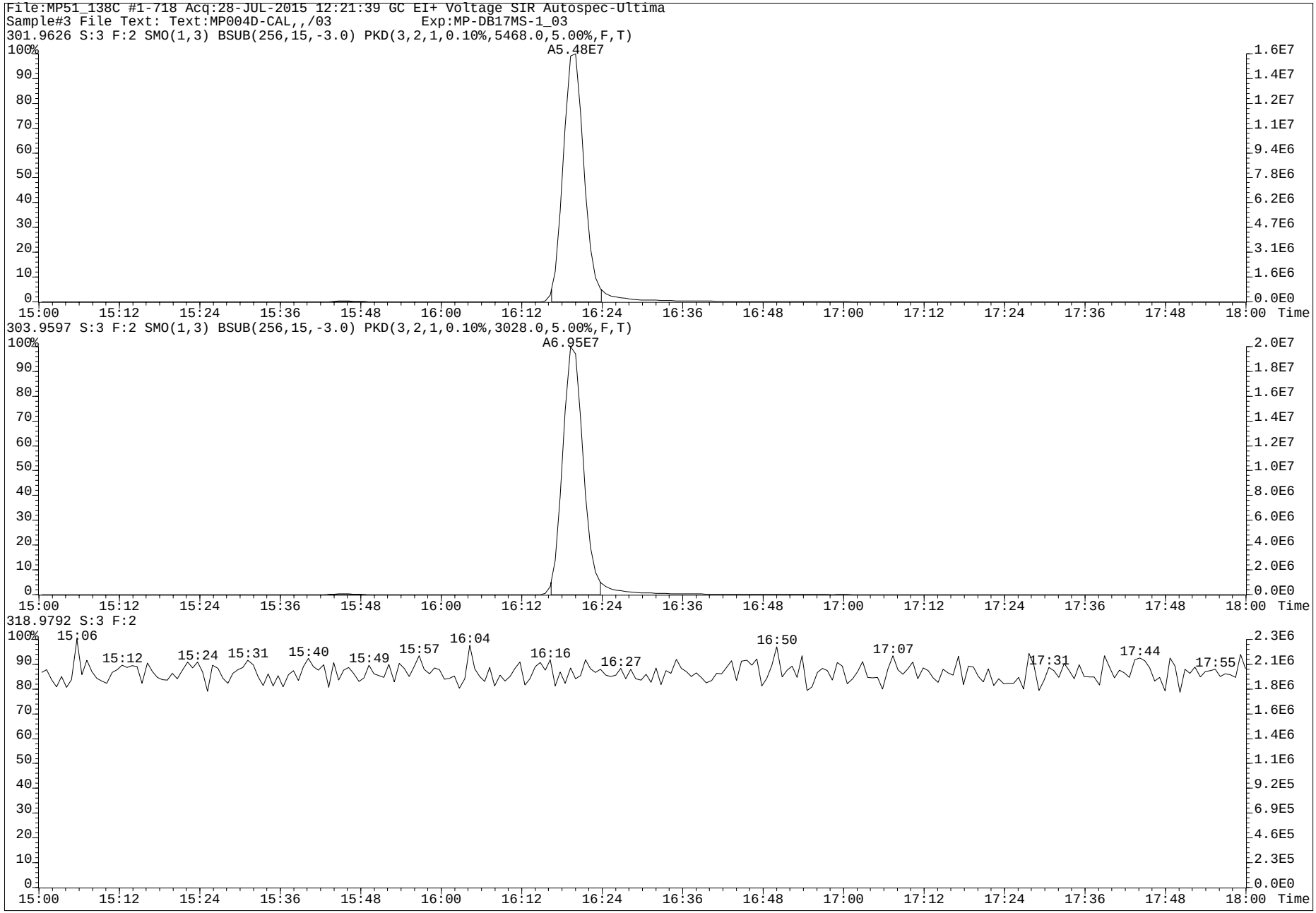
File:MP51_138C #1-718 Acq:28-JUL-2015 12:21:39 GC EI+ Voltage SIR Autospec-Ultima
Sample#3 File Text: Text:MP004D-CAL,,/03 Exp:MP-DB17MS-1_03
301.9626 S:3 F:2 SMO(1,3) BSUB(256,15,-3.0) PKD(3,2,1,0.10%,5468.0,5.00%,F,T)
A5.48E7
303.9597 S:3 F:2 SMO(1,3) BSUB(256,15,-3.0) PKD(3,2,1,0.10%,3028.0,5.00%,F,T)
A6.95E7
318.9792 S:3 F:2
15:06
15:12
15:24
15:31
15:40
15:49
15:57
16:04
16:16
16:27
16:50
17:07
17:31
17:44
17:55
Time

www.axysanalytical.com

Run #5 Filename MP51_138C S: 2 I: 1 Acquired: 28-JUL-15 11:35:26 Processed: 29-JUL-15 10:12:30
Run: MP51_138C-A Analyte: MP-DB17-C06 Cal: mp51_138c-8a Results: mp51_138c-a Version: V3.6 6-JAN-2000 17:51:42
Sample text: MP004E-CAL,,/03 Comments: 1,,2.0uL CS-5/Cal F1: 10.00 F2: 1.00

	Typ	Name	Amount	Resp	RA		RT	RF	RRF		Modified?
1	Unk	1-OH-Naphthalene	206.00	5.03e+08	0.99	n	8:05	-	1.1613	y	n
2	Unk	1-OH-Pyrene	206.00	6.28e+08	4.93	n	20:42	-	0.9962	y	n
3	Unk	3-OH-Chrysene	51.20	1.29e+08	2.59	n	23:00	-	0.7396	y	n
4	Unk	3-OH-Benz[a]anthracene	50.60	1.66e+08	2.73	n	23:10	-	1.0132	y	n
5	Unk	7,8-OH-Benzo[a]pyrene-C	50.70	*	*	n	NotF»	-	*	n	n
6	Unk	7,8-OH-Benzo[a]pyrene-T	50.80	*	*	n	NotF»	-	*	n	n
7	Unk	7,8-OH-Benzo[a]pyrene-3	101.40	*	*	n	NotF»	-	*	n	n
8	Unk	9-OH-Benzo[a]pyrene	51.30	8.38e+07	10.87	n	26:27	-	0.4808	y	n
9	Unk	3-OH-Benzo[a]pyrene	52.30	6.45e+07	8.63	n	26:42	-	0.6465	y	n
10	Unk	7,8-OH-Benzo[a]pyrene-4	101.40	*	*	n	NotF»	-	*	n	n
11	IS	13C6-1-OH-Naphthalene	250.00	5.26e+08	0.93	n	8:05	-	0.9173	y	n
12	IS	13C6-1-OH-Pyrene	250.00	7.65e+08	4.92	n	20:42	-	1.3354	y	n
13	IS	13C6-1-OH-BAA	252.00	8.16e+08	3.33	n	22:26	-	1.4124	y	n
14	IS	13C6-3-OH-Chrysene	252.50	8.58e+08	2.61	n	22:59	-	1.4825	y	n
15	IS	D11-3-OH-Benzo[a]pyrene	248.80	4.74e+08	10.01	n	26:37	-	0.8317	y	n
16	IS	13C-CL4-OH-PCB-79	50.00	2.86e+07	0.80	y	20:01	-	0.2498	y	n
17	IS	13C-CL4-PCB-79	0.00	*	*	n	NotF»	-	Div0	n	n
18	RS	13C-CL4-PCB-81	50.00	1.15e+08	0.79	y	16:19	2.29e+06	-	n	n
19	Tot	Fn1 Lock	0.00	-			-	-	-	n	n
20	Tot	Fn2 Lock	0.00	-			-	-	-	n	n
21	Tot	Fn3 Lock	0.00	-			-	-	-	n	n
22	Tot	Fn4 Lock	0.00	-			-	-	-	n	n
23	Tot	Fn4 Lock	0.00	-			-	-	-	n	n
24	Tot	Fn5 Lock	0.00	-			-	-	-	n	n
25	Tot	Fn6 Lock	0.00	-			-	-	-	n	n

PV AS 8-AUG-2015

SV by MW
12-Aug-2015

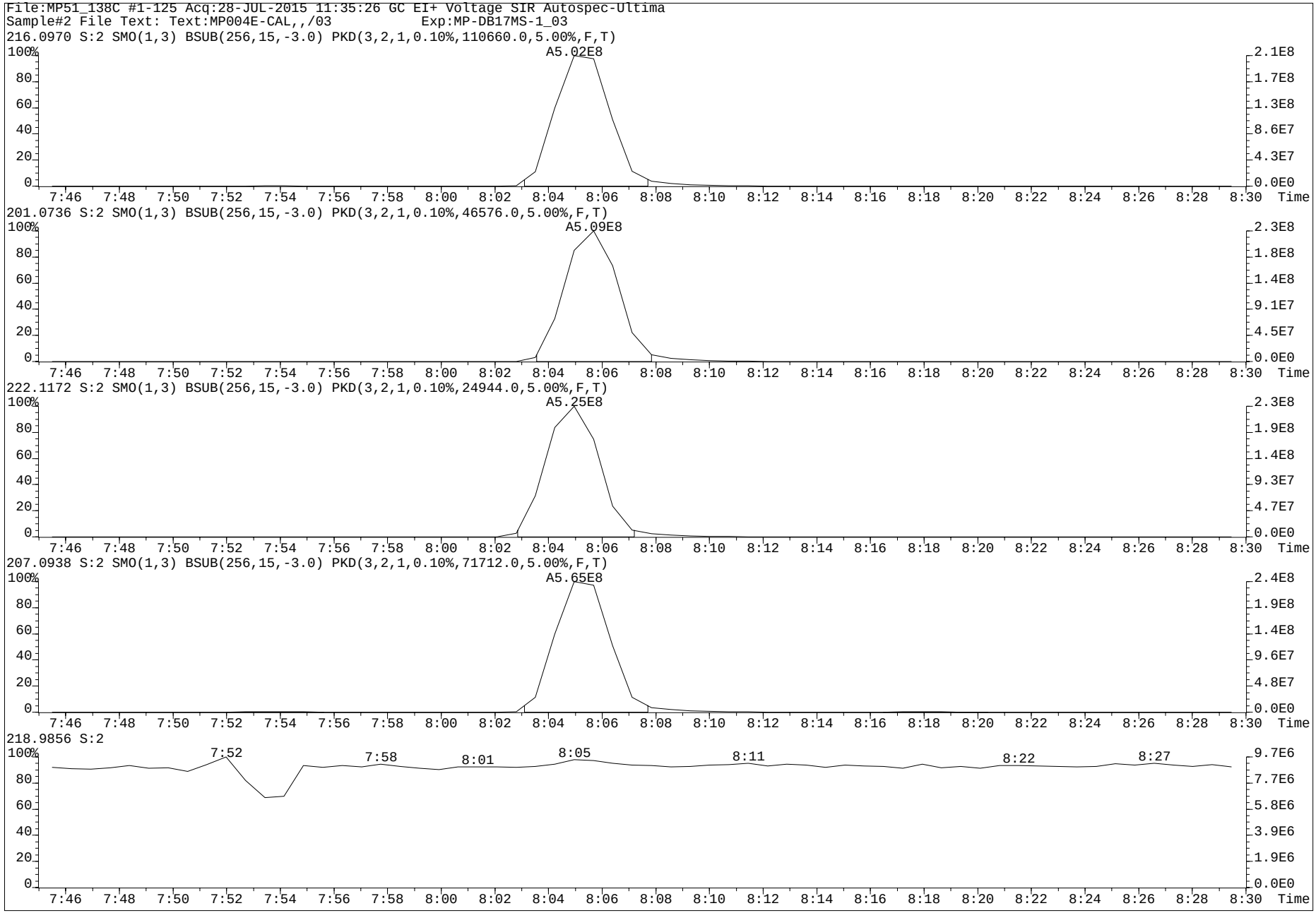
File:MP51_138C #1-125 Acq:28-JUL-2015 11:35:26 GC EI+ Voltage SIR Autospec-Ultima
Sample#2 File Text: Text:MP004E-CAL,,/03 Exp:MP-DB17MS-1_03
216.0970 S:2 SMO(1,3) BSUB(256,15,-3.0) PKD(3,2,1,0.10%,110660.0,5.00%,F,T)
A5.02E8
201.0736 S:2 SMO(1,3) BSUB(256,15,-3.0) PKD(3,2,1,0.10%,46576.0,5.00%,F,T)
A5.09E8
222.1172 S:2 SMO(1,3) BSUB(256,15,-3.0) PKD(3,2,1,0.10%,24944.0,5.00%,F,T)
A5.25E8
207.0938 S:2 SMO(1,3) BSUB(256,15,-3.0) PKD(3,2,1,0.10%,71712.0,5.00%,F,T)
A5.65E8
218.9856 S:2
7:52
7:58
8:01
8:05
8:11
8:22
8:27
Time

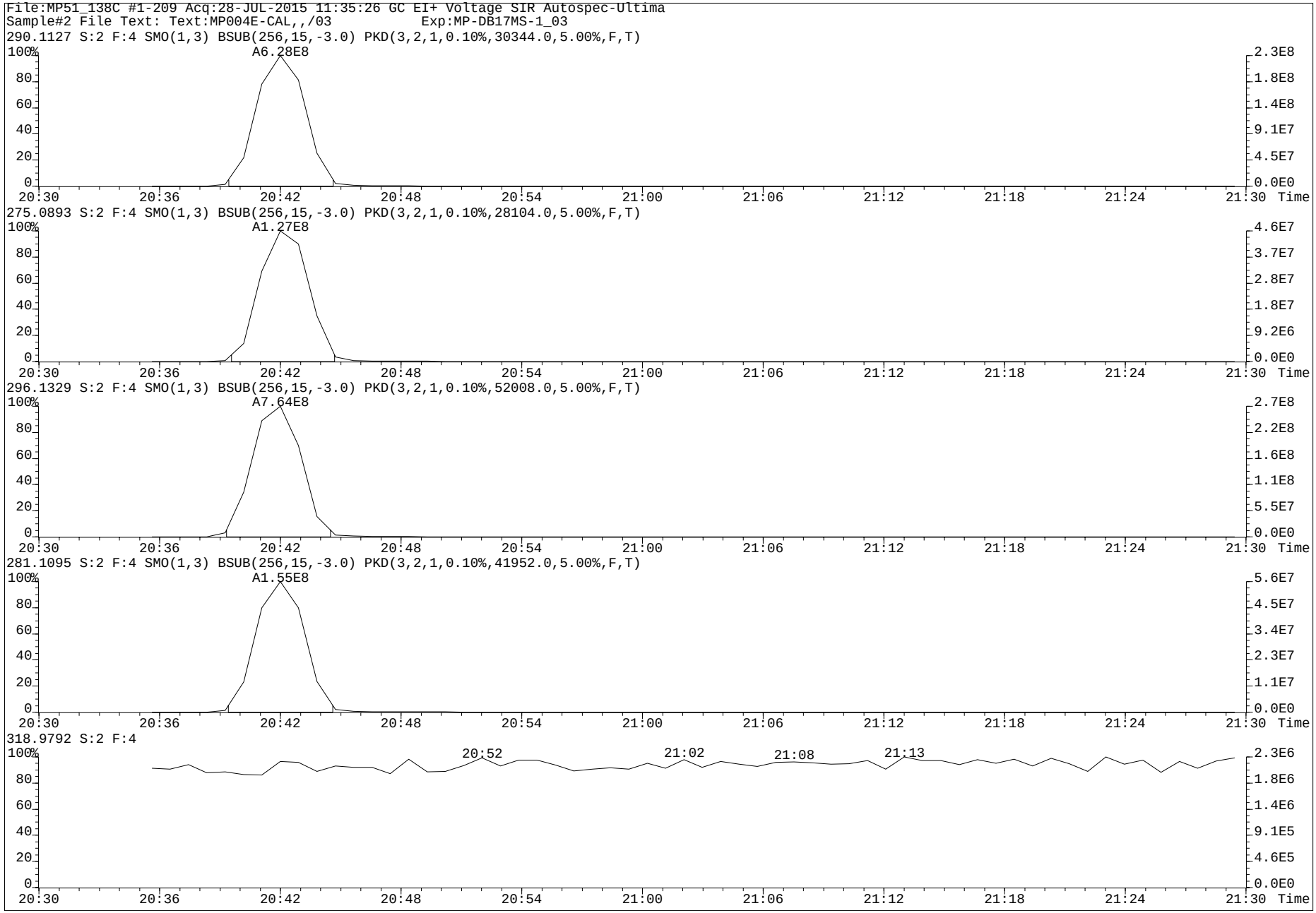
File:MP51_138C #1-209 Acq:28-JUL-2015 11:35:26 GC EI+ Voltage SIR Autospec-Ultima
Sample#2 File Text: Text:MP004E-CAL,,/03 Exp:MP-DB17MS-1_03
290.1127 S:2 F:4 SMO(1,3) BSUB(256,15,-3.0) PKD(3,2,1,0.10%,30344.0,5.00%,F,T)
A6.28E8
275.0893 S:2 F:4 SMO(1,3) BSUB(256,15,-3.0) PKD(3,2,1,0.10%,28104.0,5.00%,F,T)
A1.27E8
296.1329 S:2 F:4 SMO(1,3) BSUB(256,15,-3.0) PKD(3,2,1,0.10%,52008.0,5.00%,F,T)
A7.64E8
281.1095 S:2 F:4 SMO(1,3) BSUB(256,15,-3.0) PKD(3,2,1,0.10%,41952.0,5.00%,F,T)
A1.55E8
318.9792 S:2 F:4
20:52
21:02
21:08
21:13
20:30 20:36 20:42 20:48 20:54 21:00 21:06 21:12 21:18 21:24 21:30 Time

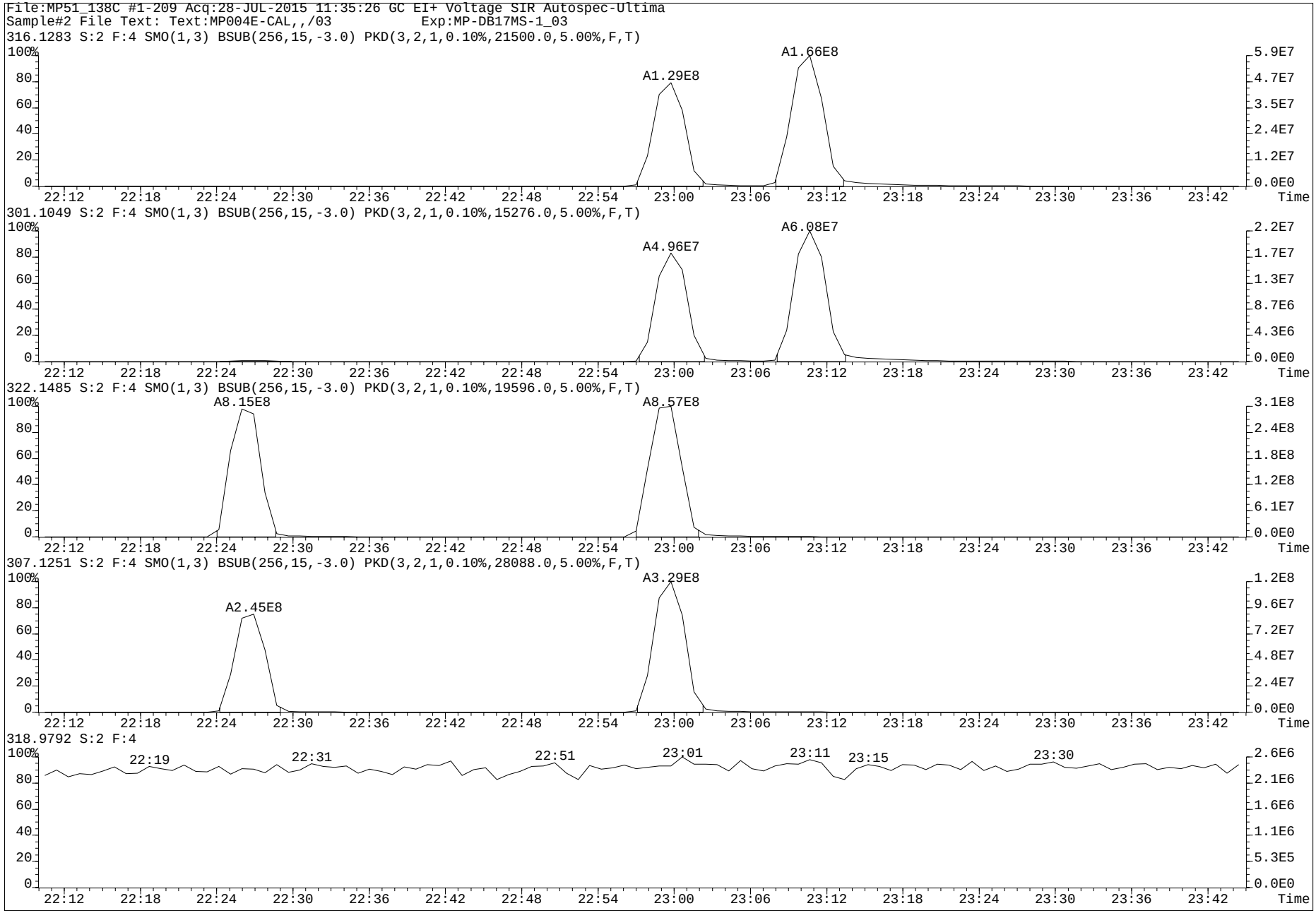
File:MP51_138C #1-209 Acq:28-JUL-2015 11:35:26 GC EI+ Voltage SIR Autospec-Ultima
Sample#2 File Text: Text:MP004E-CAL,,/03 Exp:MP-DB17MS-1_03
316.1283 S:2 F:4 SMO(1,3) BSUB(256,15,-3.0) PKD(3,2,1,0.10%,21500.0,5.00%,F,T)
A1.29E8
A1.66E8
301.1049 S:2 F:4 SMO(1,3) BSUB(256,15,-3.0) PKD(3,2,1,0.10%,15276.0,5.00%,F,T)
A4.96E7
A6.08E7
322.1485 S:2 F:4 SMO(1,3) BSUB(256,15,-3.0) PKD(3,2,1,0.10%,19596.0,5.00%,F,T)
A8.15E8
A8.57E8
307.1251 S:2 F:4 SMO(1,3) BSUB(256,15,-3.0) PKD(3,2,1,0.10%,28088.0,5.00%,F,T)
A2.45E8
A3.29E8
318.9792 S:2 F:4
22:19
22:31
22:51
23:01
23:11
23:15
23:30
Time

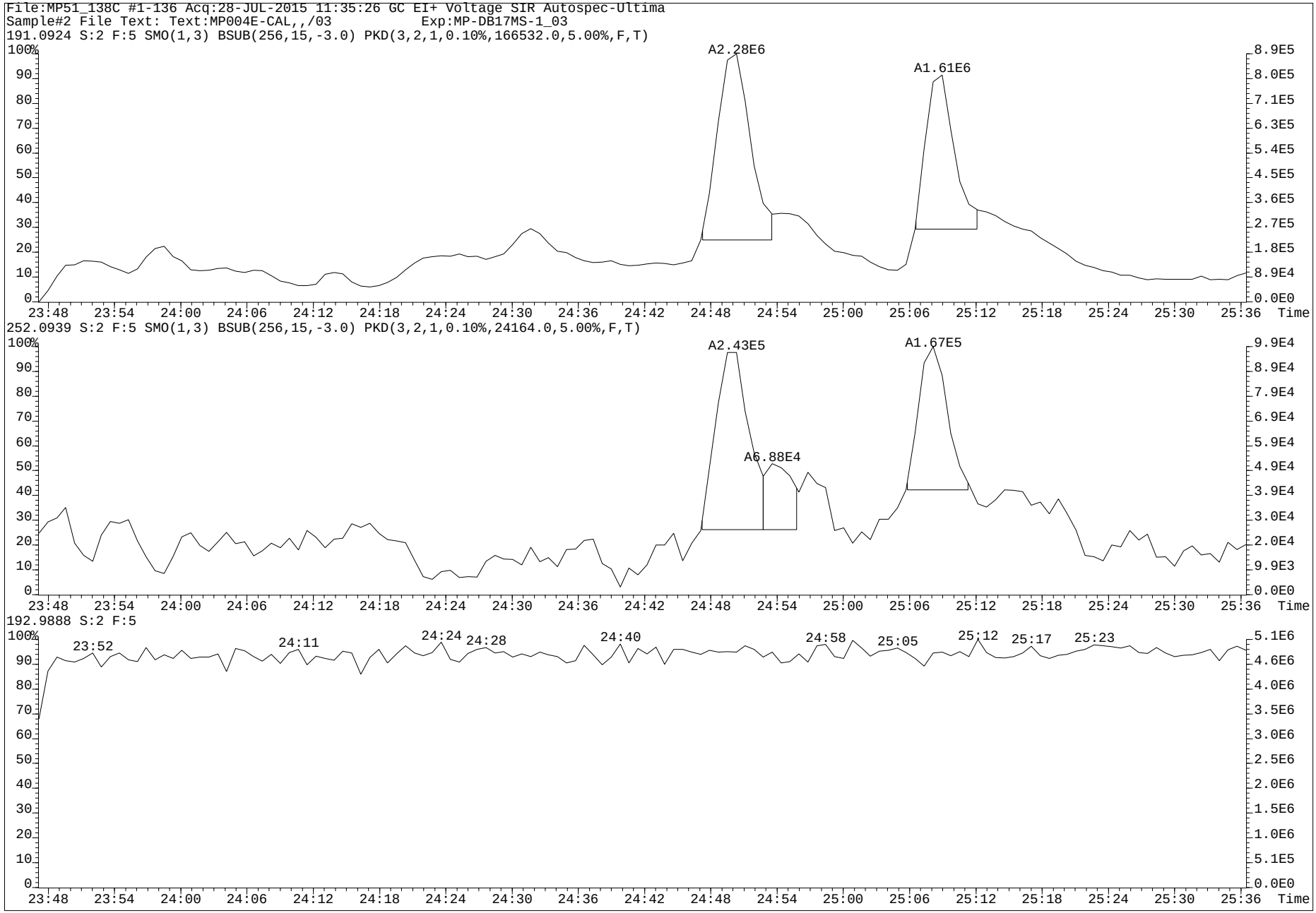
File:MP51_138C #1-136 Acq:28-JUL-2015 11:35:26 GC EI+ Voltage SIR Autospec-Ultima
Sample#2 File Text: Text:MP004E-CAL,,/03 Exp:MP-DB17MS-1_03
191.0924 S:2 F:5 SMO(1,3) BSUB(256,15,-3.0) PKD(3,2,1,0.10%,166532.0,5.00%,F,T)
A2.28E6
A1.61E6
252.0939 S:2 F:5 SMO(1,3) BSUB(256,15,-3.0) PKD(3,2,1,0.10%,24164.0,5.00%,F,T)
A2.43E5
A6.88E4
A1.67E5
192.9888 S:2 F:5
23:52
24:11
24:24
24:28
24:40
24:58
25:05
25:12
25:17
25:23
Time

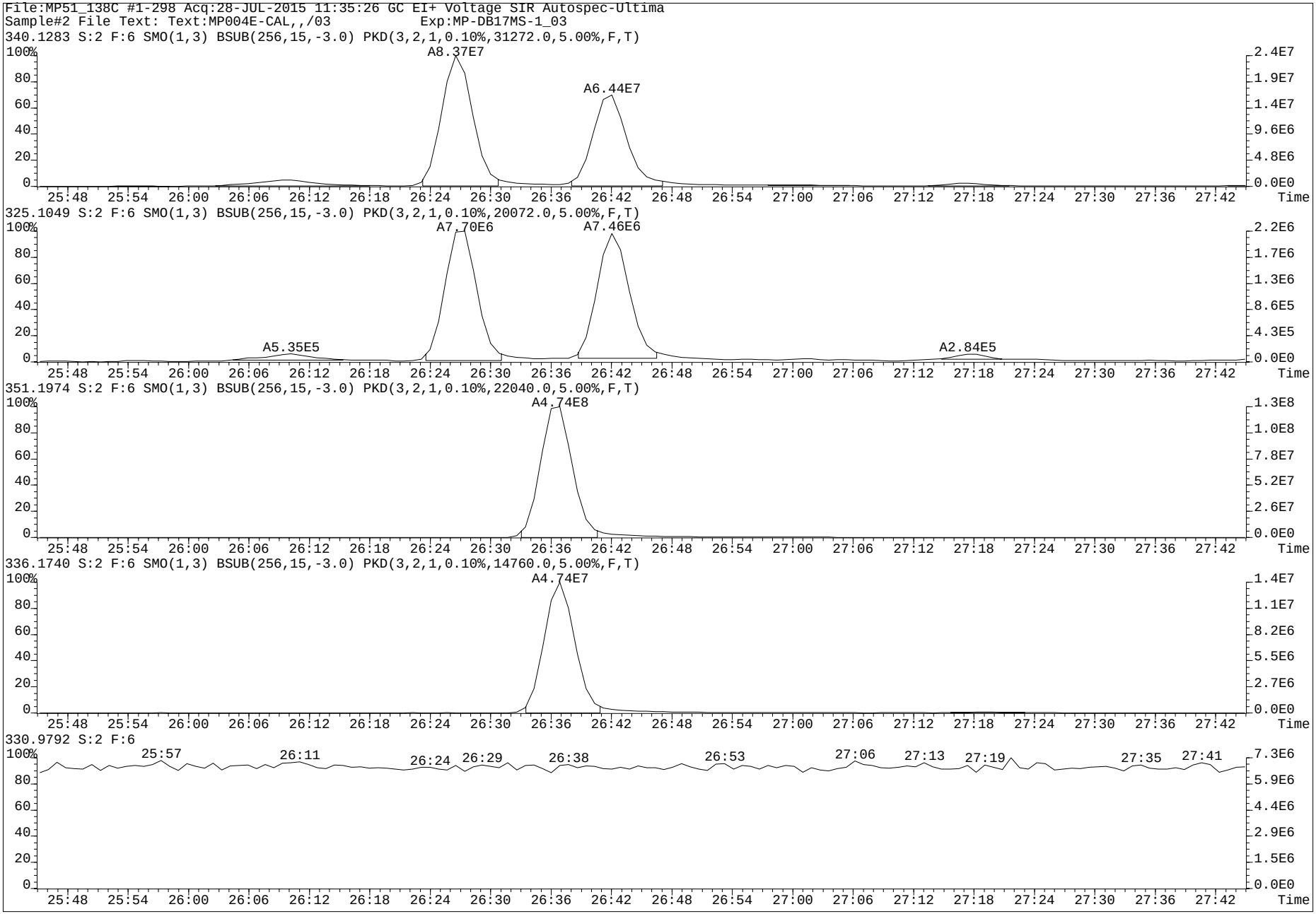
File:MP51_138C #1-298 Acq:28-JUL-2015 11:35:26 GC EI+ Voltage SIR Autospec-Ultima
Sample#2 File Text: Text:MP004E-CAL,,/03 Exp:MP-DB17MS-1_03
340.1283 S:2 F:6 SMO(1,3) BSUB(256,15,-3.0) PKD(3,2,1,0.10%,31272.0,5.00%,F,T)
A8.37E7
A6.44E7
325.1049 S:2 F:6 SMO(1,3) BSUB(256,15,-3.0) PKD(3,2,1,0.10%,20072.0,5.00%,F,T)
A7.70E6
A7.46E6
A5.35E5
A2.84E5
351.1974 S:2 F:6 SMO(1,3) BSUB(256,15,-3.0) PKD(3,2,1,0.10%,22040.0,5.00%,F,T)
A4.74E8
336.1740 S:2 F:6 SMO(1,3) BSUB(256,15,-3.0) PKD(3,2,1,0.10%,14760.0,5.00%,F,T)
A4.74E7
330.9792 S:2 F:6
25:57
26:11
26:24
26:29
26:38
26:53
27:06
27:13
27:19
27:35
27:41
Time

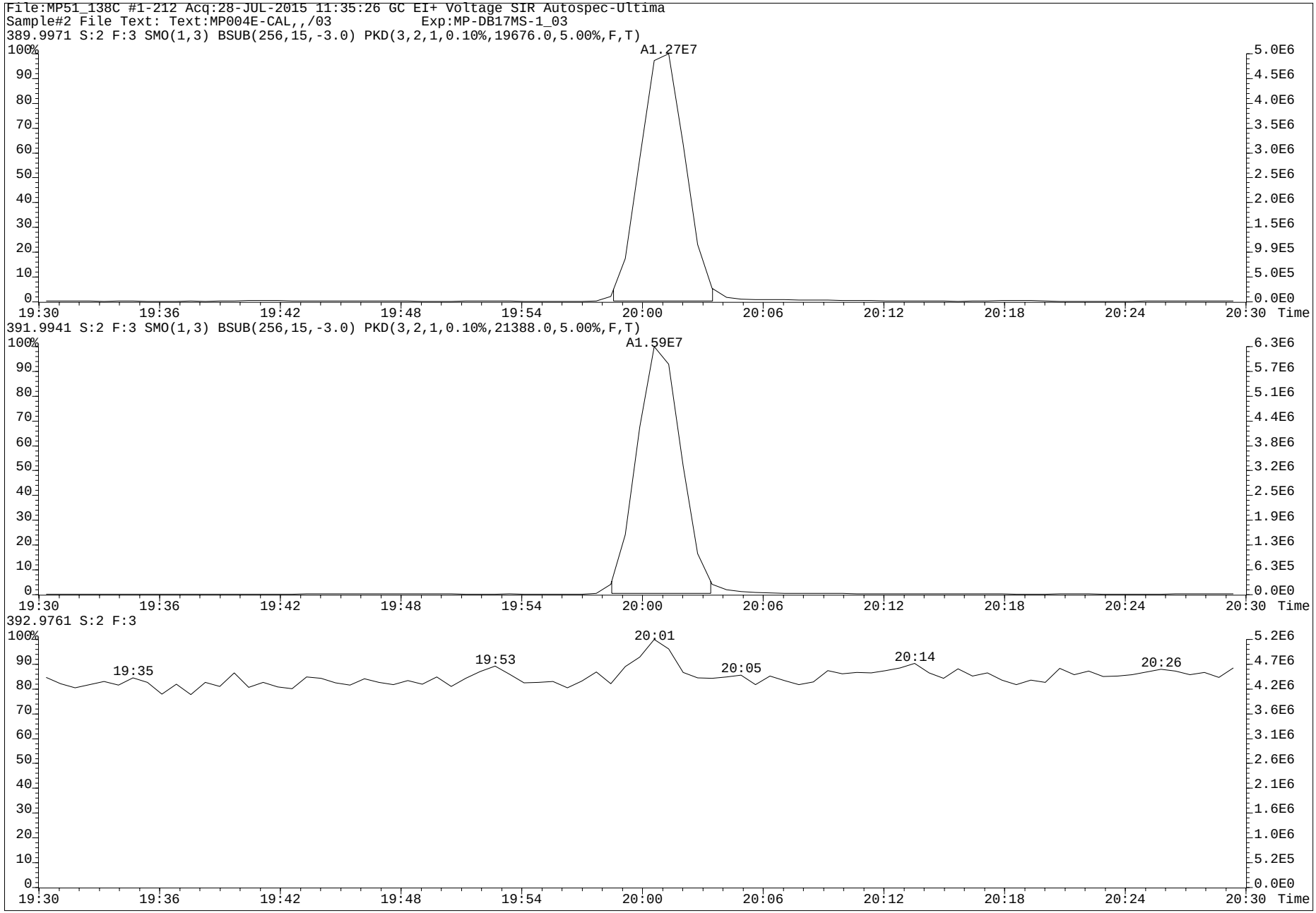
File:MP51_138C #1-212 Acq:28-JUL-2015 11:35:26 GC EI+ Voltage SIR Autospec-Ultima
Sample#2 File Text: Text:MP004E-CAL,,/03 Exp:MP-DB17MS-1_03
389.9971 S:2 F:3 SMO(1,3) BSUB(256,15,-3.0) PKD(3,2,1,0.10%,19676.0,5.00%,F,T)
A1.27E7
391.9941 S:2 F:3 SMO(1,3) BSUB(256,15,-3.0) PKD(3,2,1,0.10%,21388.0,5.00%,F,T)
A1.59E7
392.9761 S:2 F:3
19:35
19:53
20:01
20:05
20:14
20:26
Time

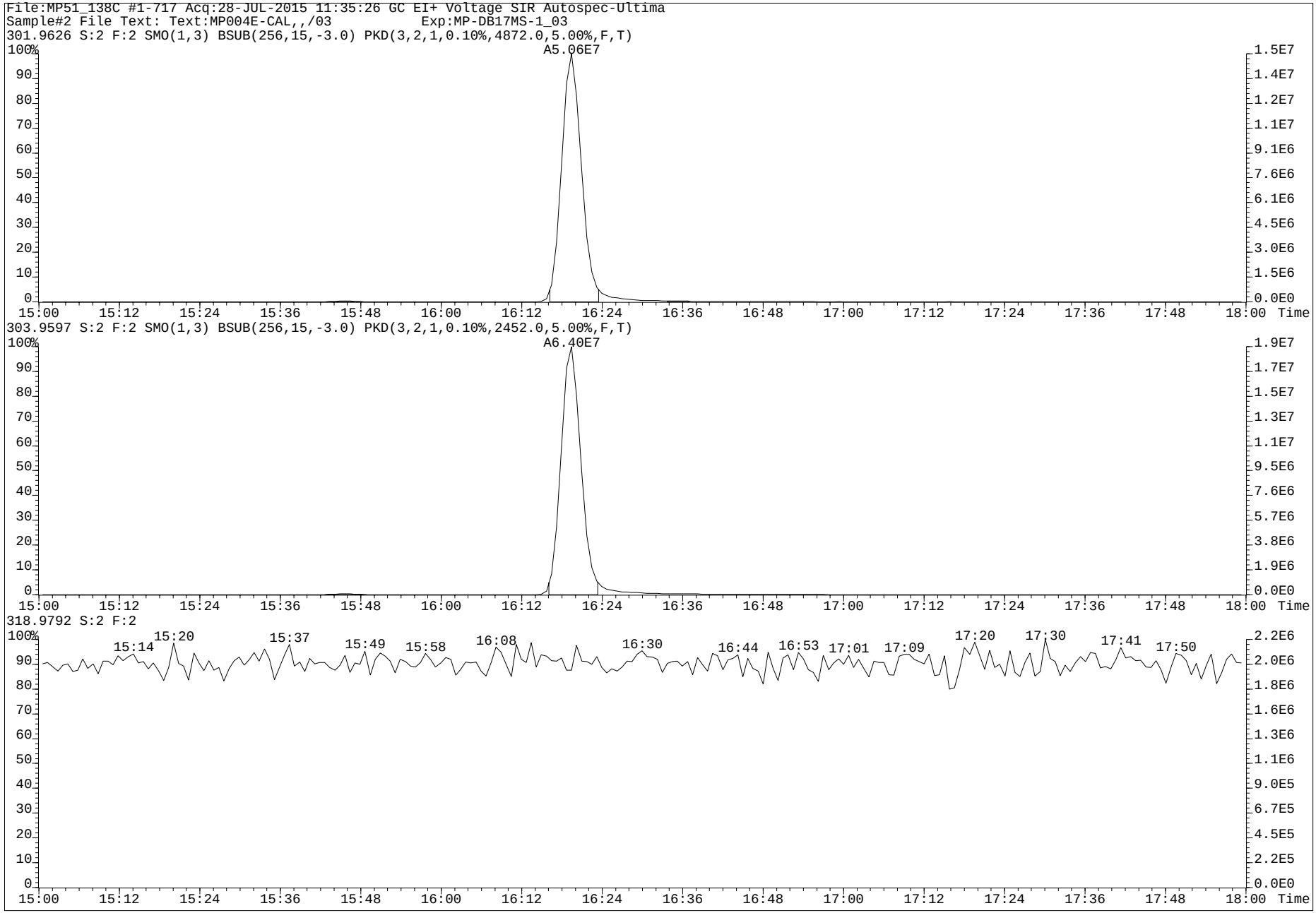
File:MP51_138C #1-717 Acq:28-JUL-2015 11:35:26 GC EI+ Voltage SIR Autospec-Ultima
Sample#2 File Text: Text:MP004E-CAL,,/03 Exp:MP-DB17MS-1_03
301.9626 S:2 F:2 SMO(1,3) BSUB(256,15,-3.0) PKD(3,2,1,0.10%,4872.0,5.00%,F,T)
A5.06E7
303.9597 S:2 F:2 SMO(1,3) BSUB(256,15,-3.0) PKD(3,2,1,0.10%,2452.0,5.00%,F,T)
A6.40E7
318.9792 S:2 F:2
15:14
15:20
15:37
15:49
15:58
16:08
16:30
16:44
16:53
17:01
17:09
17:20
17:30
17:41
17:50
Time

www.axysanalytical.com

Run #6 Filename MP51_138C S: 9 I: 1 Acquired: 28-JUL-15 15:46:13 Processed: 29-JUL-15 10:12:31
Run: MP51_138C-A Analyte: MP-DB17-C06 Cal: mp51_138c-8a Results: mp51_138c-a Version: V3.6 6-JAN-2000 17:51:42
Sample text: MP004F-CAL,,/03 Comments: 1,,2.0uL CS-6 F1: 50.00 F2: 1.00

	Typ	Name	Amount	Resp	RA		RT	RF	RRF		Modified?
1	Unk	1-OH-Naphthalene	206.00	4.78e+08	0.98	n	8:04	-	1.1407	y	n
2	Unk	1-OH-Pyrene	206.00	5.96e+08	4.62	n	20:41	-	1.0074	y	n
3	Unk	3-OH-Chrysene	256.00	6.03e+08	2.52	n	22:59	-	0.7546	y	n
4	Unk	3-OH-Benz[a]anthracene	253.00	8.04e+08	2.69	n	23:09	-	1.1001	y	n
5	Unk	7,8-OH-Benzo[a]pyrene-C	253.50	*	*	n	NotF»	-	*	n	n
6	Unk	7,8-OH-Benzo[a]pyrene-T	254.00	*	*	n	NotF»	-	*	n	n
7	Unk	7,8-OH-Benzo[a]pyrene-3	507.00	*	*	n	NotF»	-	*	n	n
8	Unk	9-OH-Benzo[a]pyrene	256.50	4.01e+08	11.44	n	26:26	-	0.5004	y	n
9	Unk	3-OH-Benzo[a]pyrene	261.50	3.09e+08	8.37	n	26:41	-	0.6546	y	n
10	Unk	7,8-OH-Benzo[a]pyrene-4	507.00	*	*	n	NotF»	-	*	n	n
11	IS	13C6-1-OH-Naphthalene	250.00	5.08e+08	0.94	n	8:04	-	0.9919	y	n
12	IS	13C6-1-OH-Pyrene	250.00	7.18e+08	4.62	n	20:40	-	1.4004	y	n
13	IS	13C6-1-OH-BAA	252.00	7.28e+08	3.21	n	22:25	-	1.4094	y	n
14	IS	13C6-3-OH-Chrysene	252.50	7.89e+08	2.58	n	22:58	-	1.5236	y	n
15	IS	D11-3-OH-Benzo[a]pyrene	248.80	4.49e+08	10.37	n	26:35	-	0.8810	y	n
16	IS	13C-CL4-OH-PCB-79	50.00	2.47e+07	0.79	y	20:00	-	0.2413	y	n
17	IS	13C-CL4-PCB-79	0.00	*	*	n	NotF»	-	Div0	n	n
18	RS	13C-CL4-PCB-81	50.00	1.02e+08	0.79	y	16:19	2.05e+06	-	n	n
19	Tot	Fn1 Lock	0.00	-			-	-	-	n	n
20	Tot	Fn2 Lock	0.00	-			-	-	-	n	n
21	Tot	Fn3 Lock	0.00	-			-	-	-	n	n
22	Tot	Fn4 Lock	0.00	-			-	-	-	n	n
23	Tot	Fn4 Lock	0.00	-			-	-	-	n	n
24	Tot	Fn5 Lock	0.00	-			-	-	-	n	n
25	Tot	Fn6 Lock	0.00	-			-	-	-	n	n

PV AS 8-AUG-2015

SV by MW
12-Aug-2015


File:MP51_138C #1-125 Acq:28-JUL-2015 15:46:13 GC EI+ Voltage SIR Autospec-Ultima
Sample#9 File Text: Text:MP004F-CAL,,/03 Exp:MP-DB17MS-1_03
216.0970 S:9 SMO(1,3) BSUB(256,15,-3.0) PKD(3,2,1,0.10%,36096.0,5.00%,F,T)
A4.77E8
201.0736 S:9 SMO(1,3) BSUB(256,15,-3.0) PKD(3,2,1,0.10%,25964.0,5.00%,F,T)
A4.89E8
222.1172 S:9 SMO(1,3) BSUB(256,15,-3.0) PKD(3,2,1,0.10%,17680.0,5.00%,F,T)
A5.08E8
207.0938 S:9 SMO(1,3) BSUB(256,15,-3.0) PKD(3,2,1,0.10%,46112.0,5.00%,F,T)
A5.39E8
218.9856 S:9
7:51
7:55
8:04
8:12
Time

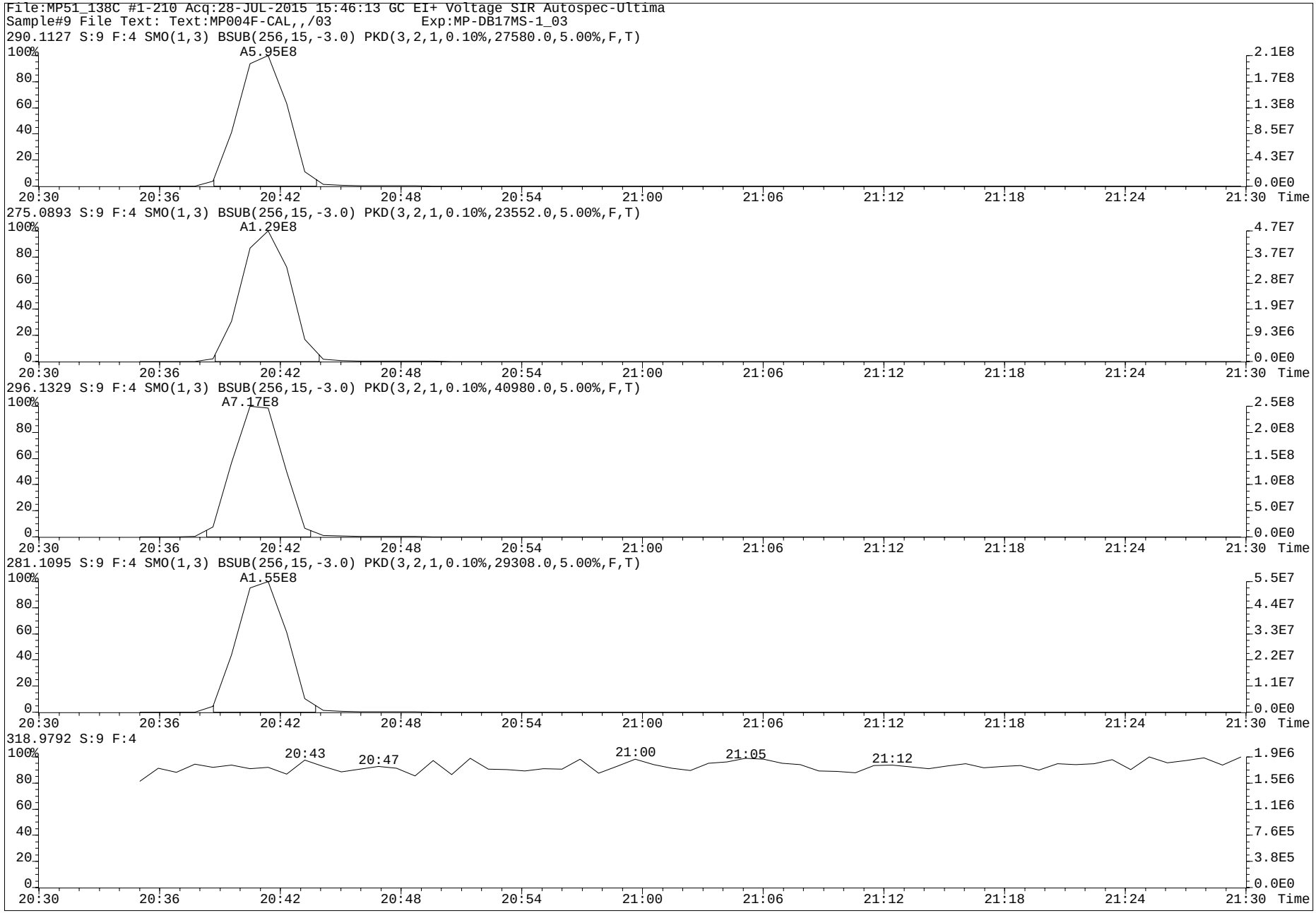
File:MP51_138C #1-210 Acq:28-JUL-2015 15:46:13 GC EI+ Voltage SIR Autospec-Ultima
Sample#9 File Text: Text:MP004F-CAL,,/03 Exp:MP-DB17MS-1_03
290.1127 S:9 F:4 SMO(1,3) BSUB(256,15,-3.0) PKD(3,2,1,0.10%,27580.0,5.00%,F,T)
A5.95E8
275.0893 S:9 F:4 SMO(1,3) BSUB(256,15,-3.0) PKD(3,2,1,0.10%,23552.0,5.00%,F,T)
A1.29E8
296.1329 S:9 F:4 SMO(1,3) BSUB(256,15,-3.0) PKD(3,2,1,0.10%,40980.0,5.00%,F,T)
A7.17E8
281.1095 S:9 F:4 SMO(1,3) BSUB(256,15,-3.0) PKD(3,2,1,0.10%,29308.0,5.00%,F,T)
A1.55E8
318.9792 S:9 F:4
20:43
20:47
21:00
21:05
21:12
Time

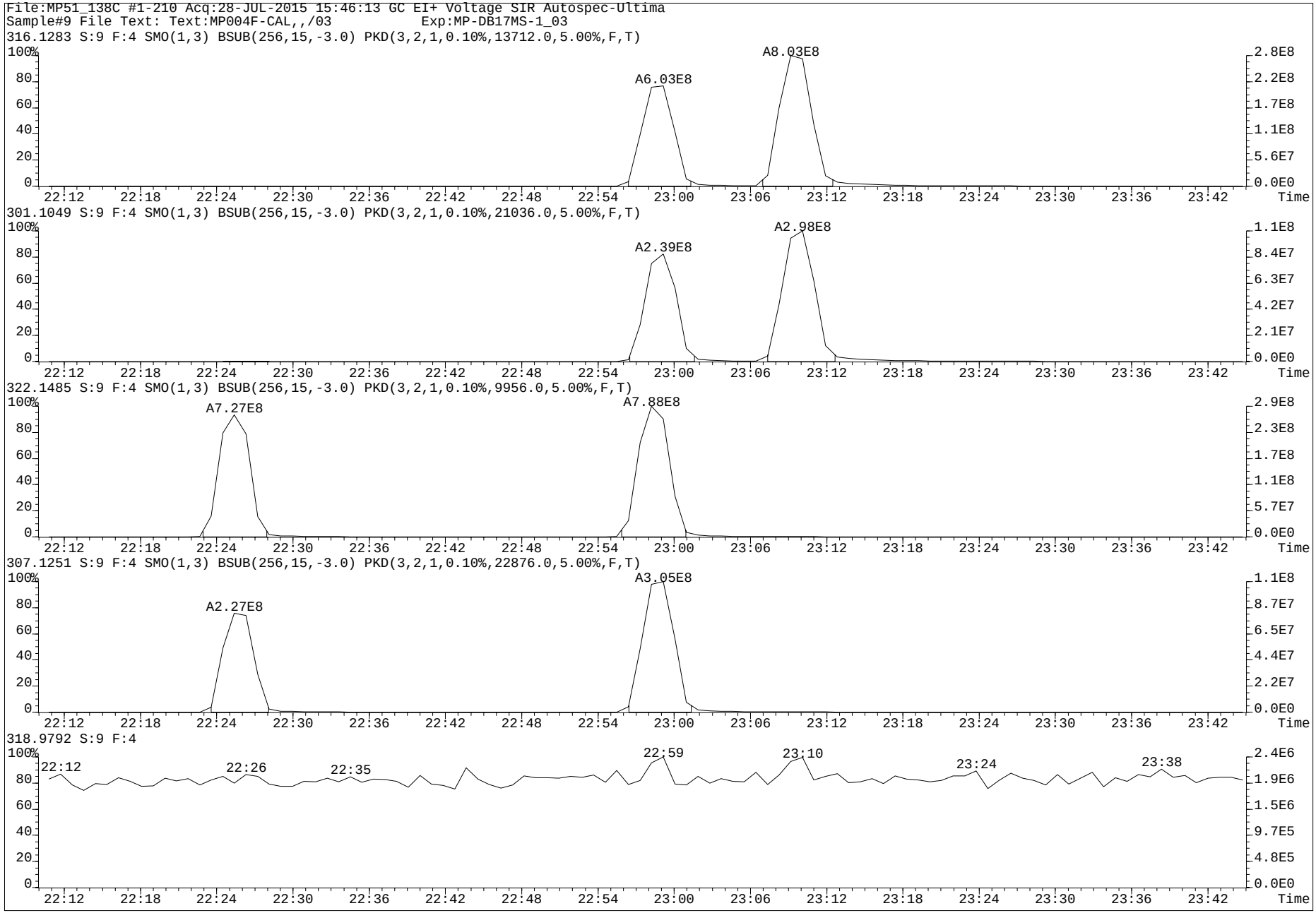
File:MP51_138C #1-210 Acq:28-JUL-2015 15:46:13 GC EI+ Voltage SIR Autospec-Ultima
Sample#9 File Text: Text:MP004F-CAL,,/03 Exp:MP-DB17MS-1_03
316.1283 S:9 F:4 SMO(1,3) BSUB(256,15,-3.0) PKD(3,2,1,0.10%,13712.0,5.00%,F,T)
A6.03E8
A8.03E8
301.1049 S:9 F:4 SMO(1,3) BSUB(256,15,-3.0) PKD(3,2,1,0.10%,21036.0,5.00%,F,T)
A2.39E8
A2.98E8
322.1485 S:9 F:4 SMO(1,3) BSUB(256,15,-3.0) PKD(3,2,1,0.10%,9956.0,5.00%,F,T)
A7.27E8
A7.88E8
307.1251 S:9 F:4 SMO(1,3) BSUB(256,15,-3.0) PKD(3,2,1,0.10%,22876.0,5.00%,F,T)
A2.27E8
A3.05E8
318.9792 S:9 F:4
22:12
22:26
22:35
22:59
23:10
23:24
23:38
Time

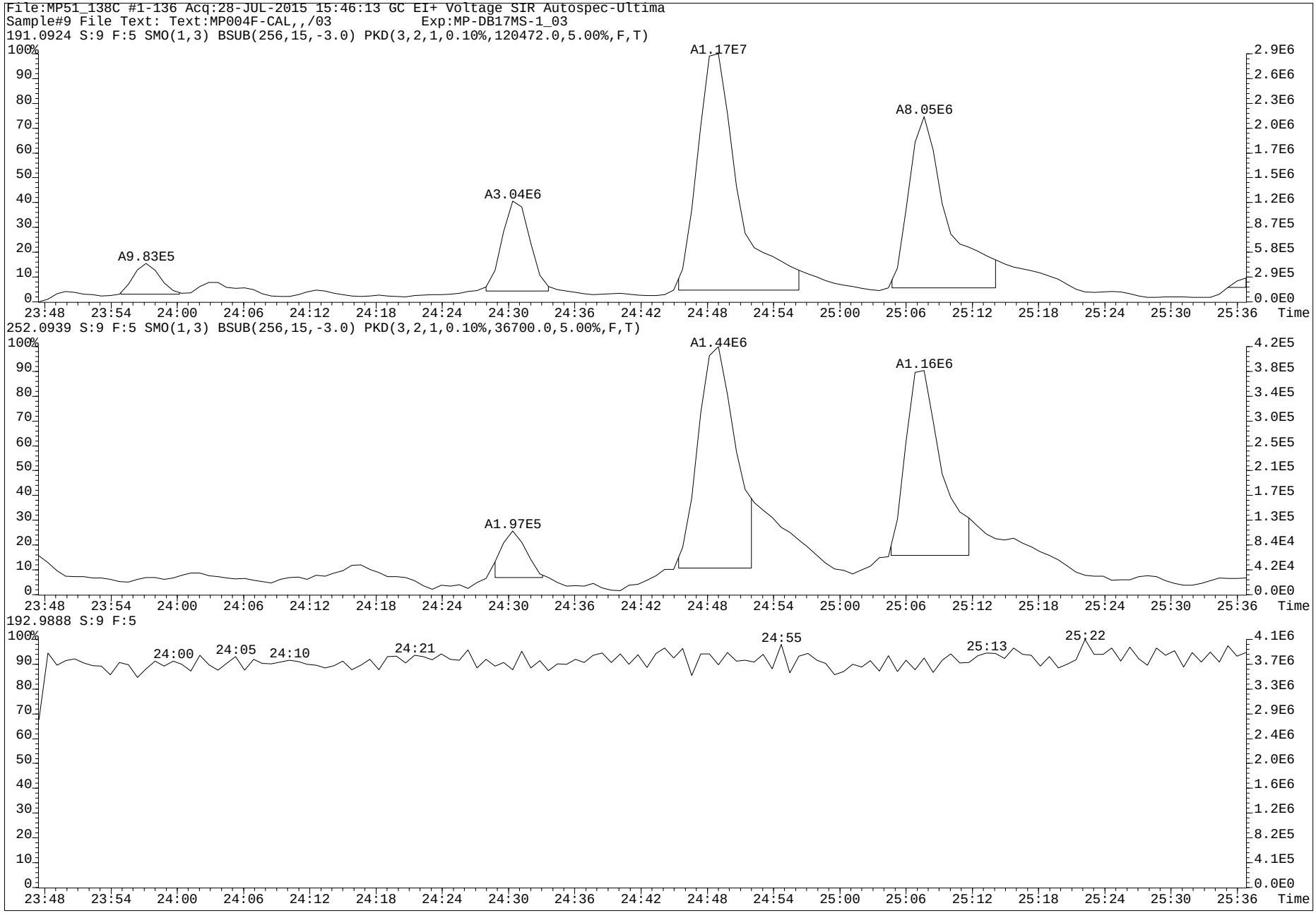
File:MP51_138C #1-136 Acq:28-JUL-2015 15:46:13 GC EI+ Voltage SIR Autospec-Ultima
Sample#9 File Text: Text:MP004F-CAL,,/03 Exp:MP-DB17MS-1_03
191.0924 S:9 F:5 SMO(1,3) BSUB(256,15,-3.0) PKD(3,2,1,0.10%,120472.0,5.00%,F,T)
A9.83E5
A3.04E6
A1.17E7
A8.05E6
252.0939 S:9 F:5 SMO(1,3) BSUB(256,15,-3.0) PKD(3,2,1,0.10%,36700.0,5.00%,F,T)
A1.97E5
A1.44E6
A1.16E6
192.9888 S:9 F:5
24:00
24:05
24:10
24:21
24:55
25:13
25:22
Time

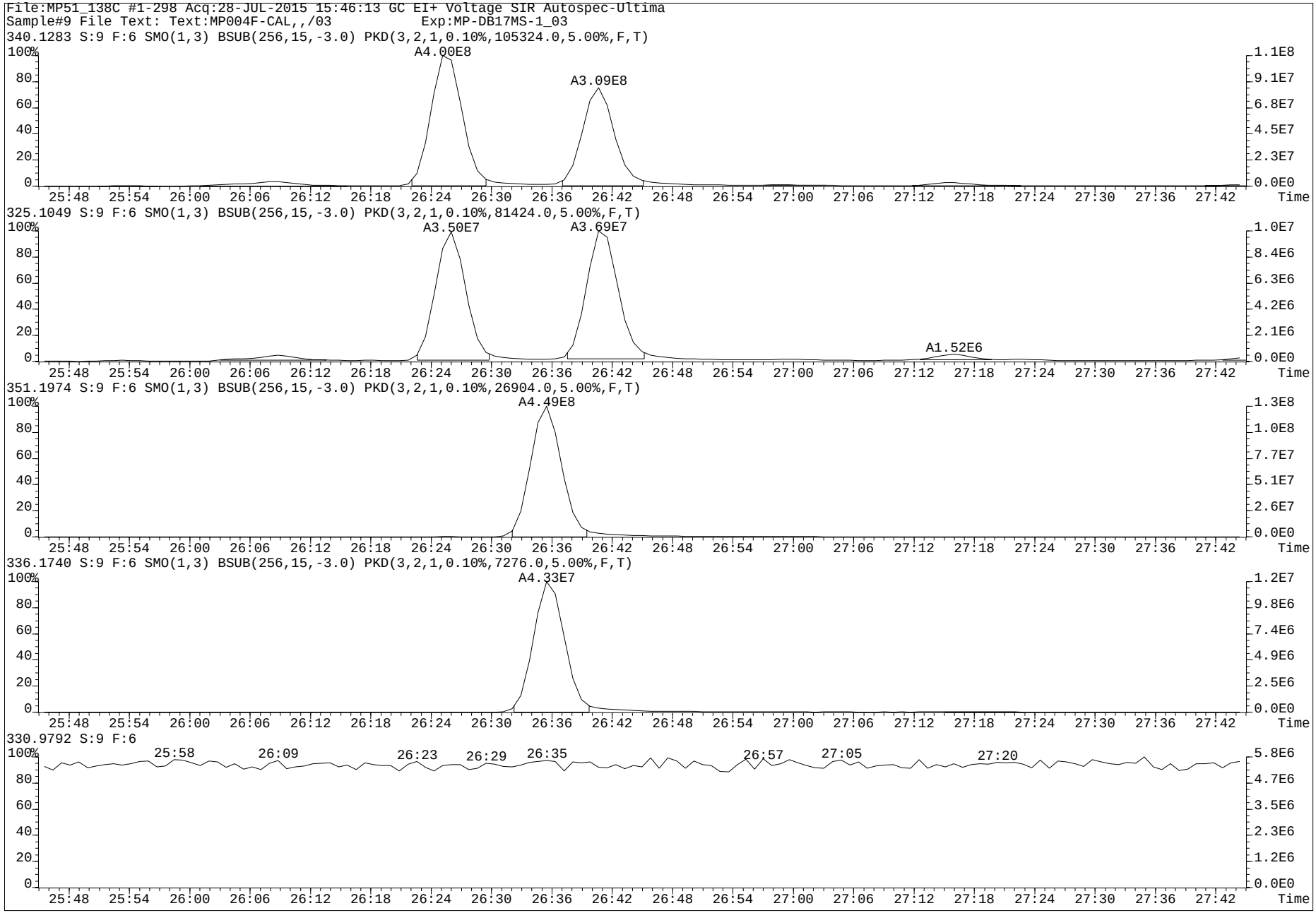
File:MP51_138C #1-298 Acq:28-JUL-2015 15:46:13 GC EI+ Voltage SIR Autospec-Ultima
Sample#9 File Text: Text:MP004F-CAL,,/03 Exp:MP-DB17MS-1_03
340.1283 S:9 F:6 SMO(1,3) BSUB(256,15,-3.0) PKD(3,2,1,0.10%,105324.0,5.00%,F,T)
A4.00E8
A3.09E8
325.1049 S:9 F:6 SMO(1,3) BSUB(256,15,-3.0) PKD(3,2,1,0.10%,81424.0,5.00%,F,T)
A3.50E7
A3.69E7
A1.52E6
351.1974 S:9 F:6 SMO(1,3) BSUB(256,15,-3.0) PKD(3,2,1,0.10%,26904.0,5.00%,F,T)
A4.49E8
336.1740 S:9 F:6 SMO(1,3) BSUB(256,15,-3.0) PKD(3,2,1,0.10%,7276.0,5.00%,F,T)
A4.33E7
330.9792 S:9 F:6
25:58
26:09
26:23
26:29
26:35
26:57
27:05
27:20
Time

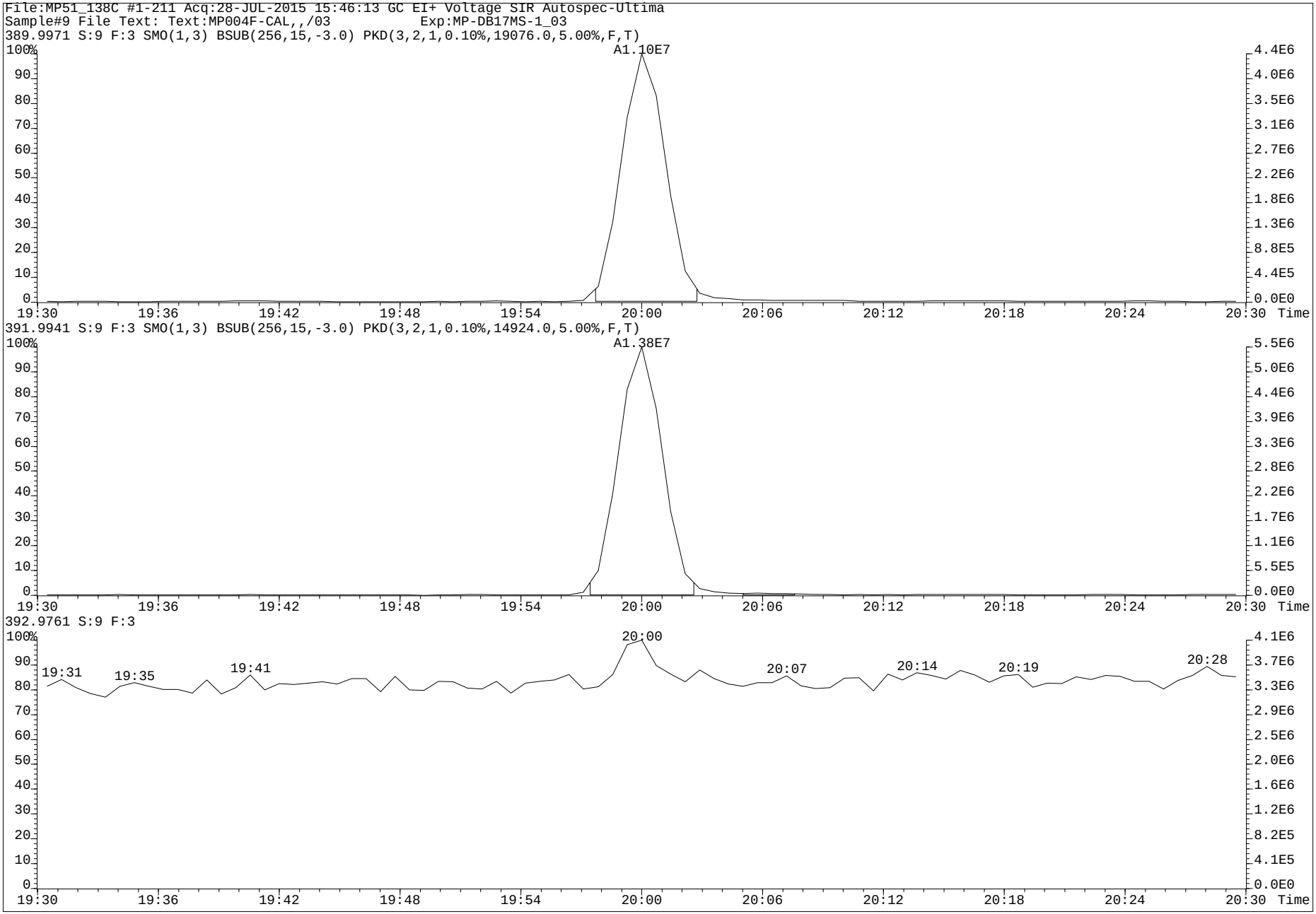
File:MP51_138C #1-211 Acq:28-JUL-2015 15:46:13 GC EI+ Voltage SIR Autospec-Ultima
Sample#9 File Text: Text:MP004F-CAL,,/03 Exp:MP-DB17MS-1_03
389.9971 S:9 F:3 SMO(1,3) BSUB(256,15,-3.0) PKD(3,2,1,0.10%,19076.0,5.00%,F,T)
A1.10E7
391.9941 S:9 F:3 SMO(1,3) BSUB(256,15,-3.0) PKD(3,2,1,0.10%,14924.0,5.00%,F,T)
A1.38E7
392.9761 S:9 F:3
19:31
19:35
19:41
20:00
20:07
20:14
20:19
20:28
Time

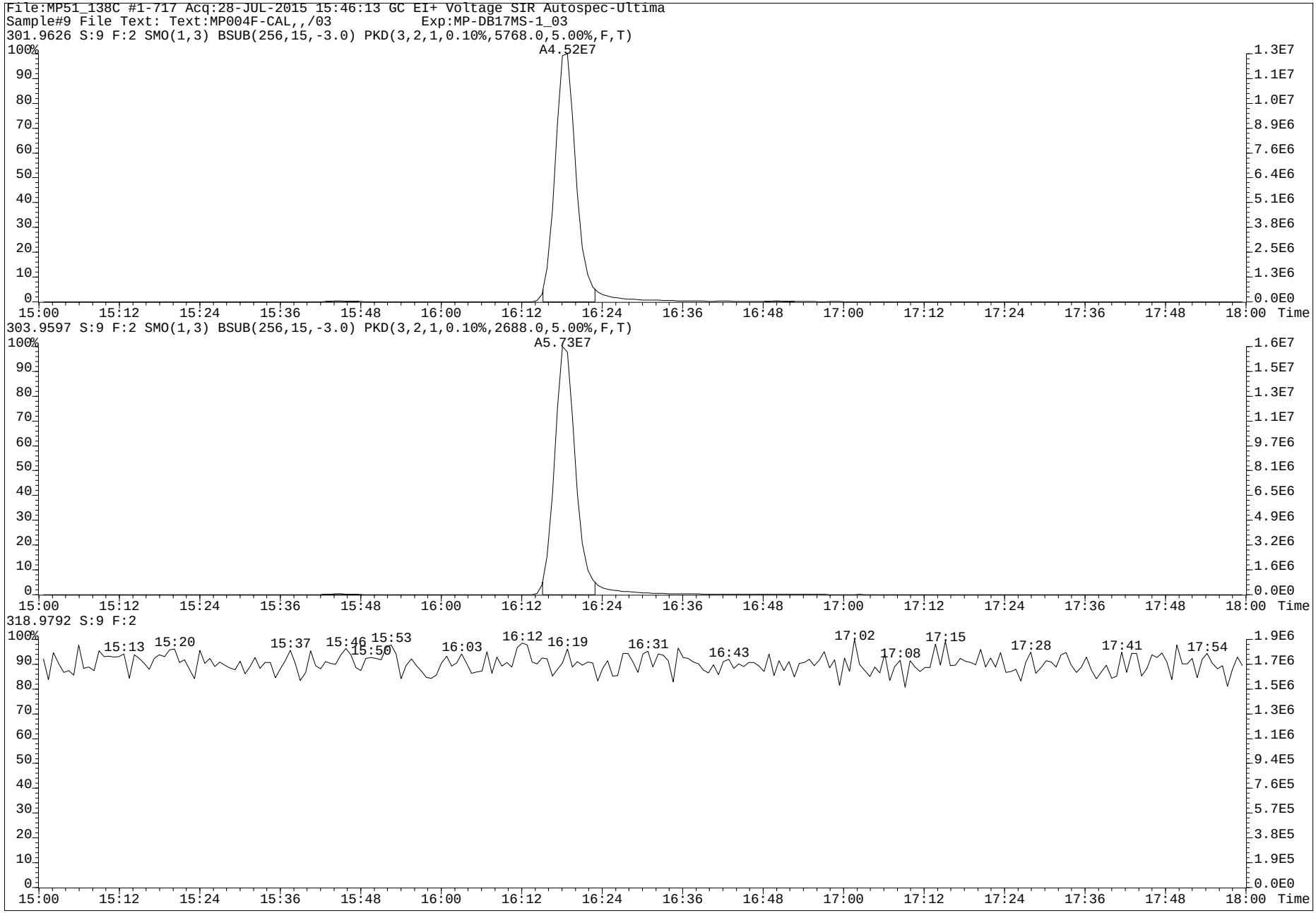
File:MP51_138C #1-717 Acq:28-JUL-2015 15:46:13 GC EI+ Voltage SIR Autospec-Ultima
Sample#9 File Text: Text:MP004F-CAL,,/03 Exp:MP-DB17MS-1_03
301.9626 S:9 F:2 SMO(1,3) BSUB(256,15,-3.0) PKD(3,2,1,0.10%,5768.0,5.00%,F,T)
A4.52E7
303.9597 S:9 F:2 SMO(1,3) BSUB(256,15,-3.0) PKD(3,2,1,0.10%,2688.0,5.00%,F,T)
A5.73E7
318.9792 S:9 F:2
15:13 15:20 15:37 15:46 15:50 15:53 16:03 16:12 16:19 16:31 16:43 17:02 17:08 17:15 17:28 17:41 17:54
Time

Run #7 Filename MP51_138C S: 8 I: 1 Acquired: 28-JUL-15 15:12:07 Processed: 29-JUL-15 10:12:32
Run: MP51_138C-A Analyte: MP-DB17-C06 Cal: mp51_138c-8a Results: mp51_138c-a Version: V3.6 6-JAN-2000 17:51:42
Sample text: MP004G-CAL,,/03 Comments: 1,,2.0uL CS-7 F1: 100.00 F2: 1.00

	Typ	Name	Amount	Resp	RA		RT	RF	RRF		Modified?
1	Unk	1-OH-Naphthalene	206.00	5.03e+08	0.98	n	8:05	-	1.1445	y	n
2	Unk	1-OH-Pyrene	206.00	6.40e+08	4.55	n	20:41	-	1.0212	y	n
3	Unk	3-OH-Chrysene	512.00	1.28e+09	2.51	n	22:59	-	0.7369	y	n
4	Unk	3-OH-Benz[a]anthracene	506.00	2.07e+09	2.63	n	23:10	-	1.2632	y	n
5	Unk	7,8-OH-Benzo[a]pyrene-C	507.00	*	*	n	NotF»	-	*	n	n
6	Unk	7,8-OH-Benzo[a]pyrene-T	508.00	*	*	n	NotF»	-	*	n	n
7	Unk	7,8-OH-Benzo[a]pyrene-3	1014.00	*	*	n	NotF»	-	*	n	n
8	Unk	9-OH-Benzo[a]pyrene	513.00	1.14e+09	11.37	n	26:25	-	0.6559	y	n
9	Unk	3-OH-Benzo[a]pyrene	523.00	*	*	n	NotF»	-	*	n	n
10	Unk	7,8-OH-Benzo[a]pyrene-4	1014.00	*	*	n	NotF»	-	*	n	n
11	IS	13C6-1-OH-Naphthalene	250.00	5.34e+08	0.94	n	8:04	-	0.9663	y	n
12	IS	13C6-1-OH-Pyrene	250.00	7.60e+08	4.56	n	20:41	-	1.3769	y	n
13	IS	13C6-1-OH-BAA	252.00	8.16e+08	3.28	n	22:25	-	1.4653	y	n
14	IS	13C6-3-OH-Chrysene	252.50	8.57e+08	2.54	n	22:58	-	1.5368	y	n
15	IS	D11-3-OH-Benzo[a]pyrene	248.80	5.05e+08	10.33	n	26:36	-	0.9191	y	n
16	IS	13C-CL4-OH-PCB-79	50.00	2.61e+07	0.78	y	20:00	-	0.2361	y	n
17	IS	13C-CL4-PCB-79	0.00	*	*	n	NotF»	-	Div0	n	n
18	RS	13C-CL4-PCB-81	50.00	1.10e+08	0.80	y	16:19	2.21e+06	-	n	n
19	Tot	Fn1 Lock	0.00	-			-	-	-	n	n
20	Tot	Fn2 Lock	0.00	-			-	-	-	n	n
21	Tot	Fn3 Lock	0.00	-			-	-	-	n	n
22	Tot	Fn4 Lock	0.00	-			-	-	-	n	n
23	Tot	Fn4 Lock	0.00	-			-	-	-	n	n
24	Tot	Fn5 Lock	0.00	-			-	-	-	n	n
25	Tot	Fn6 Lock	0.00	-			-	-	-	n	n

PV AS 8-AUG-2015

SV by MW
12-Aug-2015

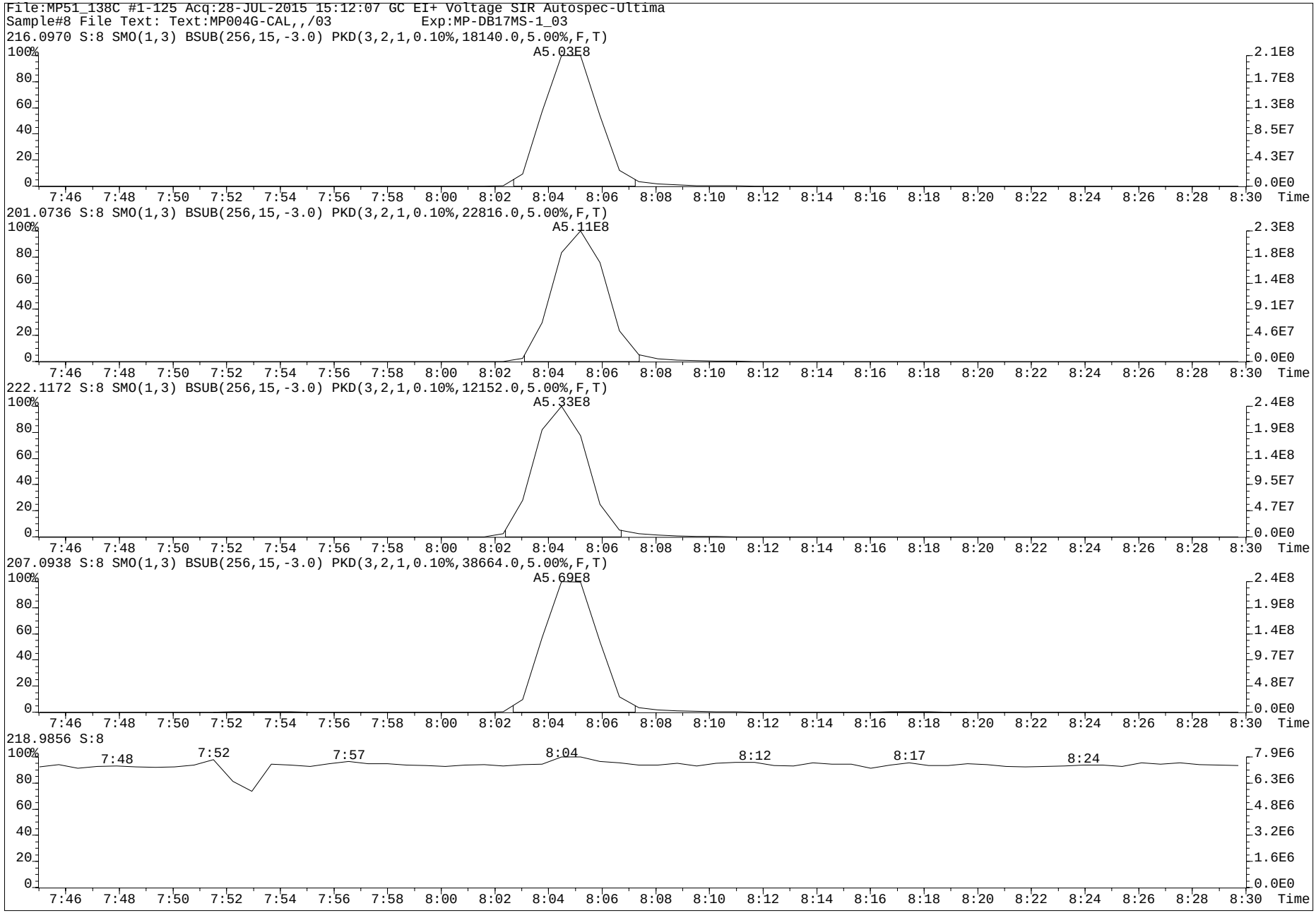
File:MP51_138C #1-125 Acq:28-JUL-2015 15:12:07 GC EI+ Voltage SIR Autospec-Ultima
Sample#8 File Text: Text:MP004G-CAL,,/03 Exp:MP-DB17MS-1_03
216.0970 S:8 SMO(1,3) BSUB(256,15,-3.0) PKD(3,2,1,0.10%,18140.0,5.00%,F,T)
A5.03E8
201.0736 S:8 SMO(1,3) BSUB(256,15,-3.0) PKD(3,2,1,0.10%,22816.0,5.00%,F,T)
A5.11E8
222.1172 S:8 SMO(1,3) BSUB(256,15,-3.0) PKD(3,2,1,0.10%,12152.0,5.00%,F,T)
A5.33E8
207.0938 S:8 SMO(1,3) BSUB(256,15,-3.0) PKD(3,2,1,0.10%,38664.0,5.00%,F,T)
A5.69E8
218.9856 S:8
7:48
7:52
7:57
8:04
8:12
8:17
8:24
Time

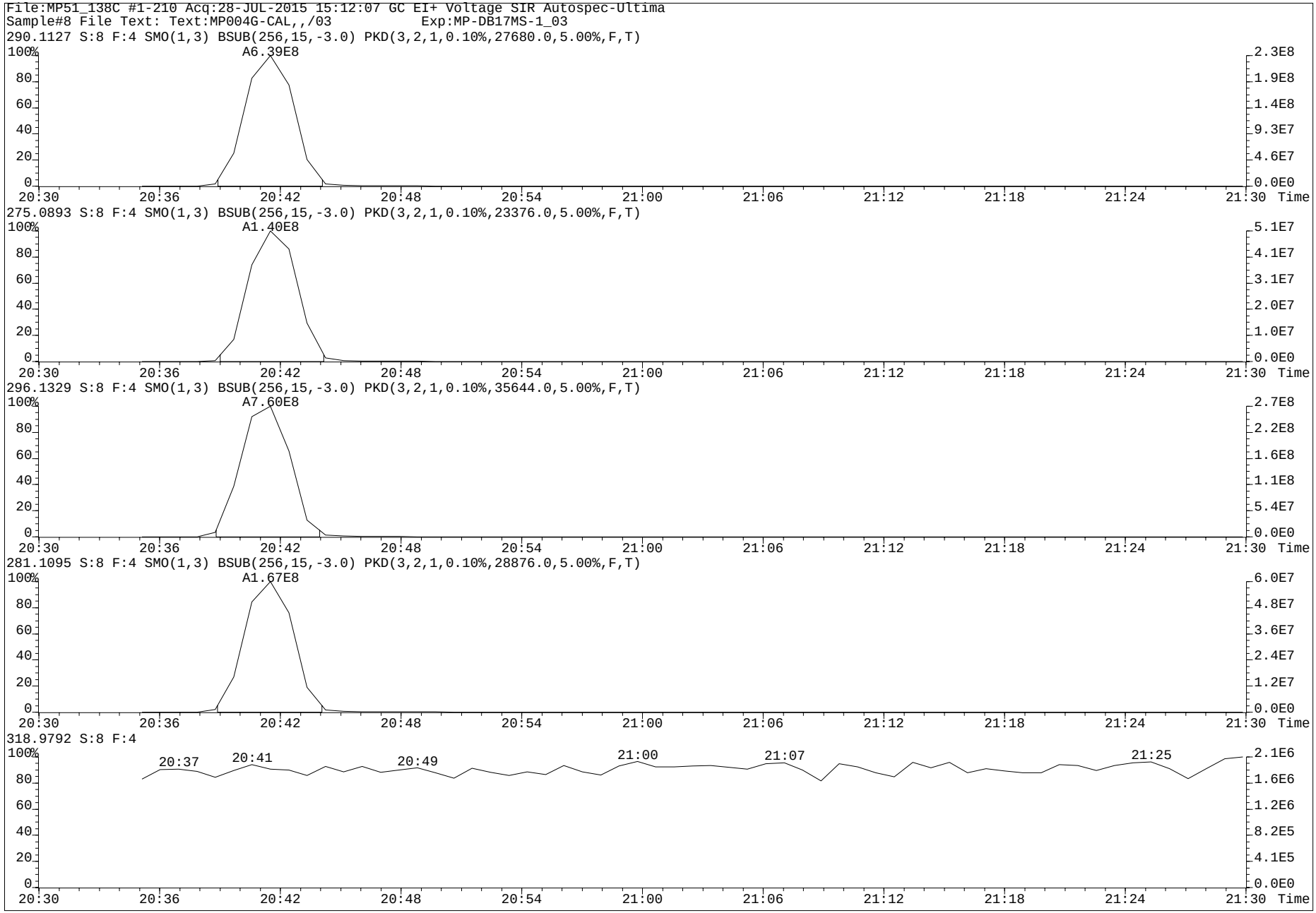
File:MP51_138C #1-210 Acq:28-JUL-2015 15:12:07 GC EI+ Voltage SIR Autospec-Ultima
Sample#8 File Text: Text:MP004G-CAL,,/03 Exp:MP-DB17MS-1_03
290.1127 S:8 F:4 SMO(1,3) BSUB(256,15,-3.0) PKD(3,2,1,0.10%,27680.0,5.00%,F,T)
A6.39E8
275.0893 S:8 F:4 SMO(1,3) BSUB(256,15,-3.0) PKD(3,2,1,0.10%,23376.0,5.00%,F,T)
A1.40E8
296.1329 S:8 F:4 SMO(1,3) BSUB(256,15,-3.0) PKD(3,2,1,0.10%,35644.0,5.00%,F,T)
A7.60E8
281.1095 S:8 F:4 SMO(1,3) BSUB(256,15,-3.0) PKD(3,2,1,0.10%,28876.0,5.00%,F,T)
A1.67E8
318.9792 S:8 F:4
20:37
20:41
20:49
21:00
21:07
21:25
Time

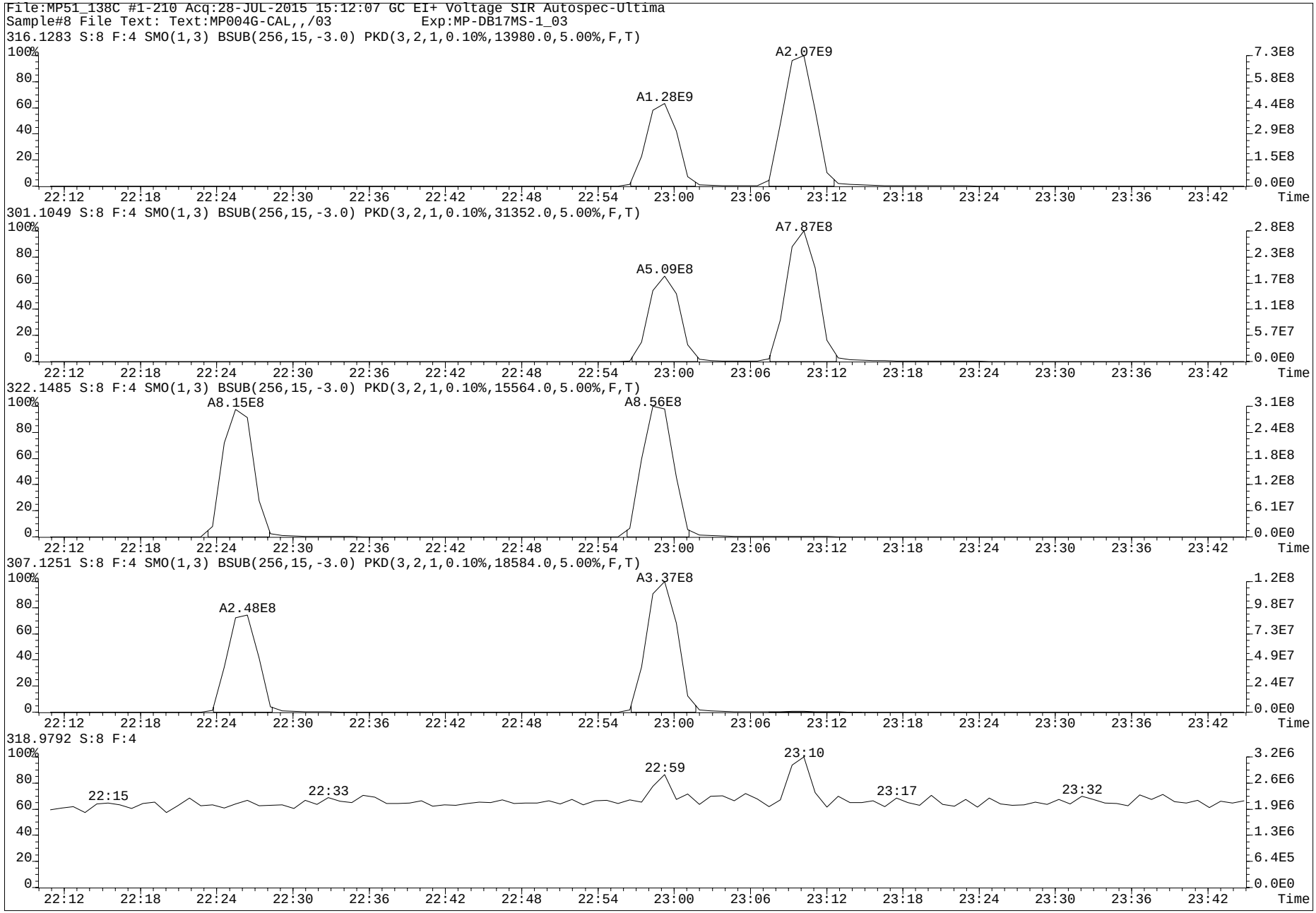
File:MP51_138C #1-210 Acq:28-JUL-2015 15:12:07 GC EI+ Voltage SIR Autospec-Ultima
Sample#8 File Text: Text:MP004G-CAL,,/03 Exp:MP-DB17MS-1_03
316.1283 S:8 F:4 SMO(1,3) BSUB(256,15,-3.0) PKD(3,2,1,0.10%,13980.0,5.00%,F,T)
A1.28E9
A2.07E9
301.1049 S:8 F:4 SMO(1,3) BSUB(256,15,-3.0) PKD(3,2,1,0.10%,31352.0,5.00%,F,T)
A5.09E8
A7.87E8
322.1485 S:8 F:4 SMO(1,3) BSUB(256,15,-3.0) PKD(3,2,1,0.10%,15564.0,5.00%,F,T)
A8.15E8
A8.56E8
307.1251 S:8 F:4 SMO(1,3) BSUB(256,15,-3.0) PKD(3,2,1,0.10%,18584.0,5.00%,F,T)
A2.48E8
A3.37E8
318.9792 S:8 F:4
22:15
22:33
22:59
23:10
23:17
23:32
Time

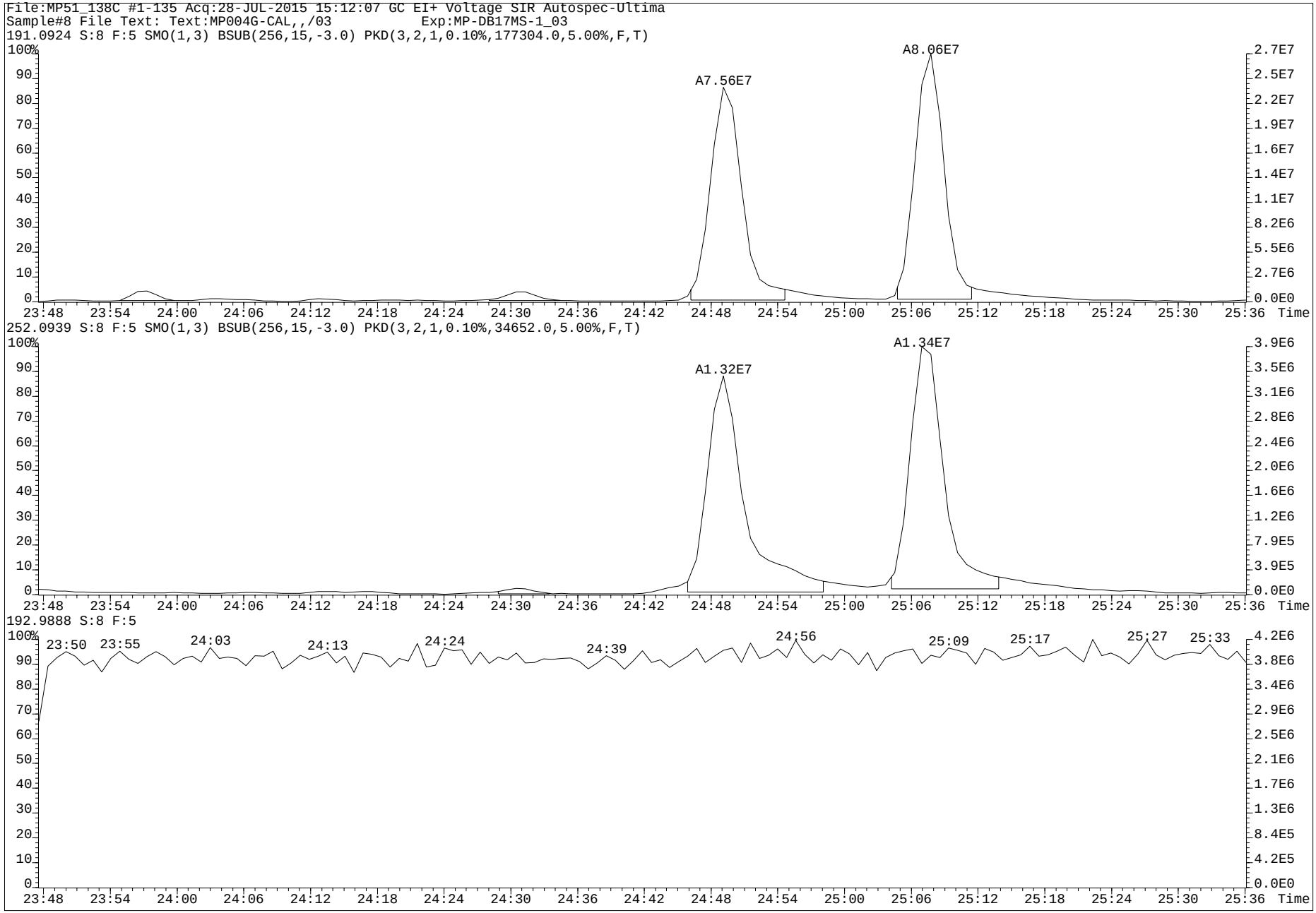
File:MP51_138C #1-135 Acq:28-JUL-2015 15:12:07 GC EI+ Voltage SIR Autospec-Ultima
Sample#8 File Text: Text:MP004G-CAL,,/03 Exp:MP-DB17MS-1_03
191.0924 S:8 F:5 SMO(1,3) BSUB(256,15,-3.0) PKD(3,2,1,0.10%,177304.0,5.00%,F,T)
A7.56E7
A8.06E7
252.0939 S:8 F:5 SMO(1,3) BSUB(256,15,-3.0) PKD(3,2,1,0.10%,34652.0,5.00%,F,T)
A1.32E7
A1.34E7
192.9888 S:8 F:5
23:50
23:55
24:03
24:13
24:24
24:39
24:56
25:09
25:17
25:27
25:33
Time

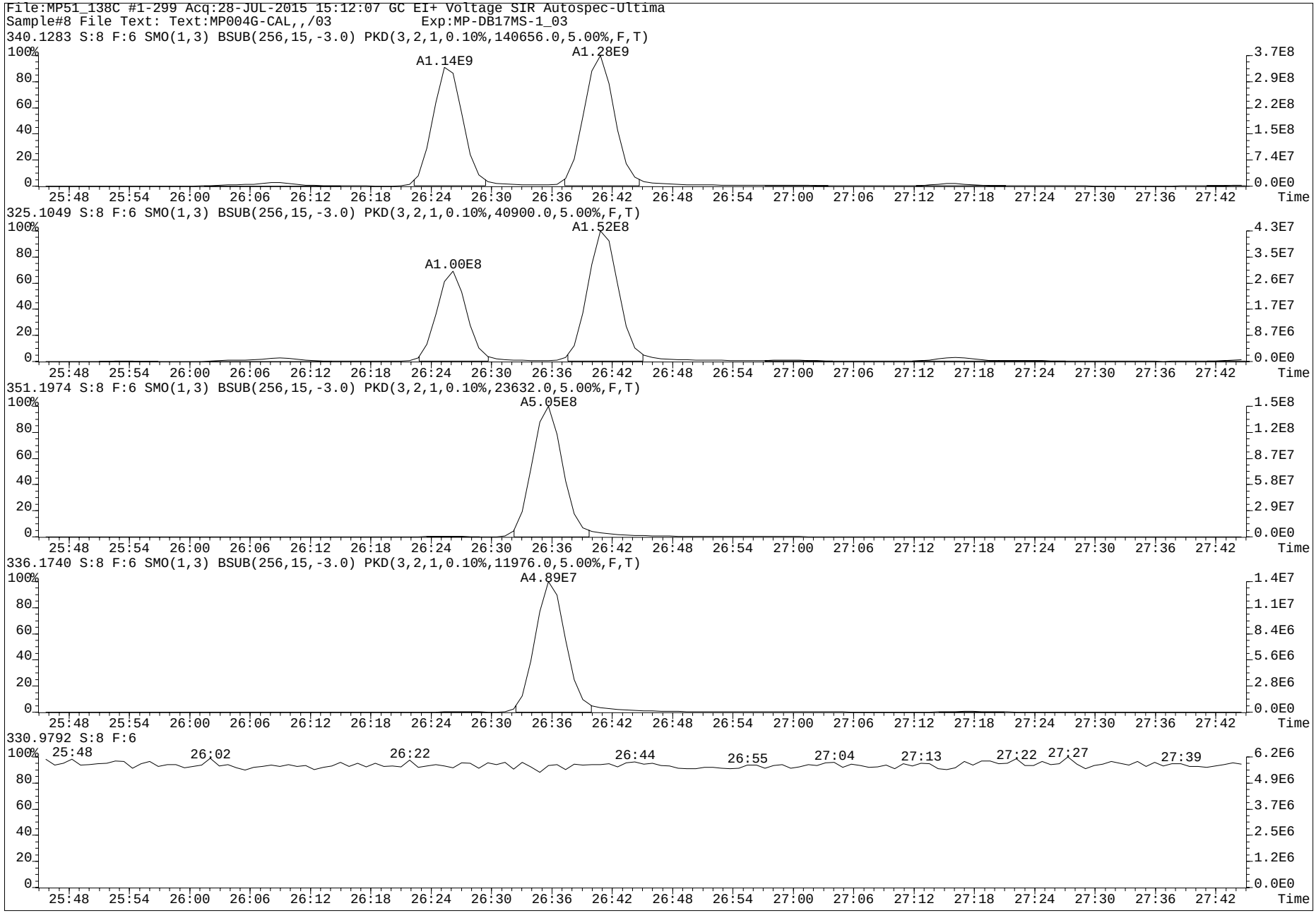
File:MP51_138C #1-299 Acq:28-JUL-2015 15:12:07 GC EI+ Voltage SIR Autospec-Ultima
Sample#8 File Text: Text:MP004G-CAL,,/03 Exp:MP-DB17MS-1_03
340.1283 S:8 F:6 SMO(1,3) BSUB(256,15,-3.0) PKD(3,2,1,0.10%,140656.0,5.00%,F,T)
A1.14E9
A1.28E9
325.1049 S:8 F:6 SMO(1,3) BSUB(256,15,-3.0) PKD(3,2,1,0.10%,40900.0,5.00%,F,T)
A1.00E8
A1.52E8
351.1974 S:8 F:6 SMO(1,3) BSUB(256,15,-3.0) PKD(3,2,1,0.10%,23632.0,5.00%,F,T)
A5.05E8
336.1740 S:8 F:6 SMO(1,3) BSUB(256,15,-3.0) PKD(3,2,1,0.10%,11976.0,5.00%,F,T)
A4.89E7
330.9792 S:8 F:6
25:48
26:02
26:22
26:44
26:55
27:04
27:13
27:22
27:27
27:39
Time

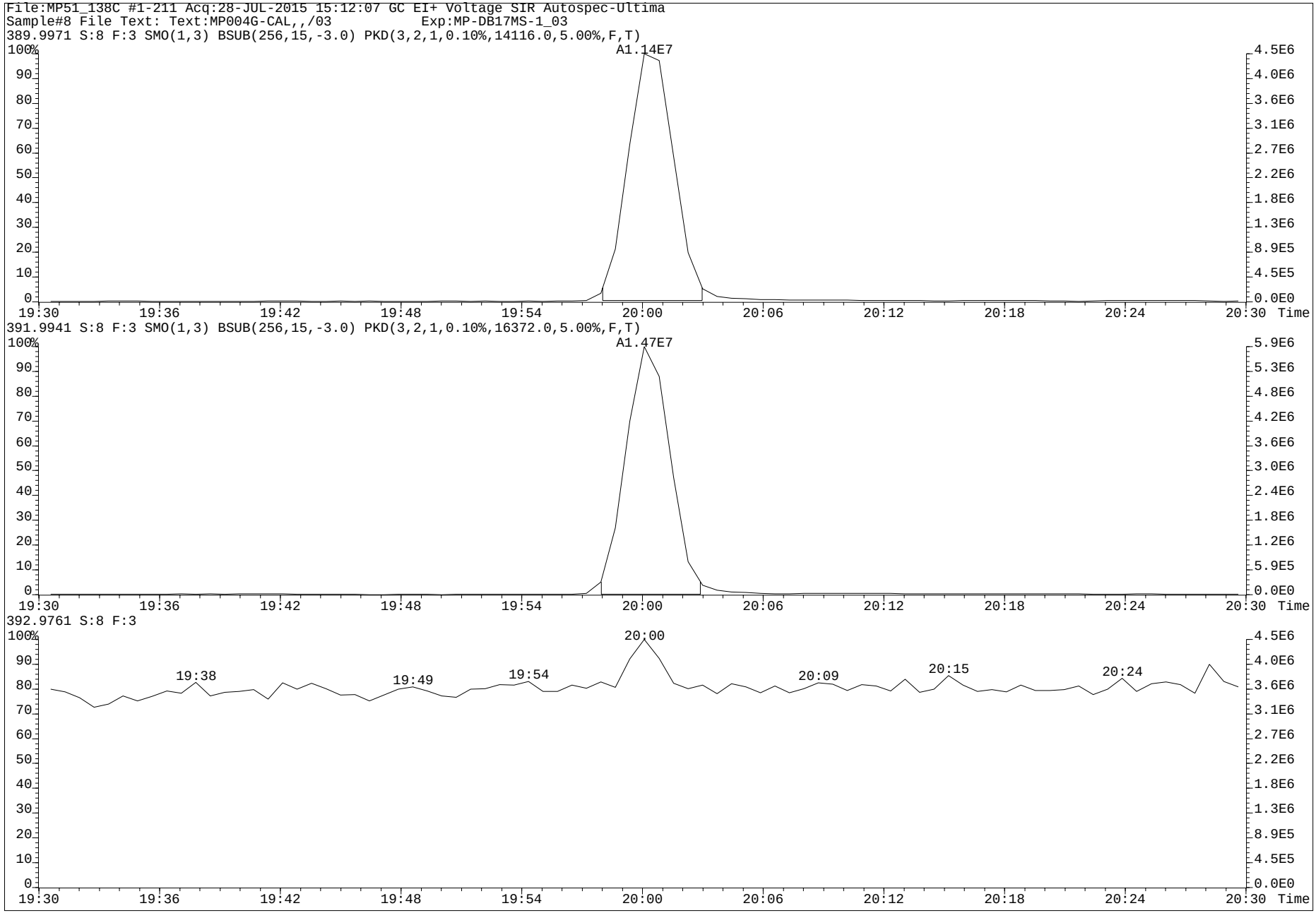
File:MP51_138C #1-211 Acq:28-JUL-2015 15:12:07 GC EI+ Voltage SIR Autospec-Ultima
Sample#8 File Text: Text:MP004G-CAL,,/03 Exp:MP-DB17MS-1_03
389.9971 S:8 F:3 SMO(1,3) BSUB(256,15,-3.0) PKD(3,2,1,0.10%,14116.0,5.00%,F,T)
A1.14E7
391.9941 S:8 F:3 SMO(1,3) BSUB(256,15,-3.0) PKD(3,2,1,0.10%,16372.0,5.00%,F,T)
A1.47E7
392.9761 S:8 F:3
19:38
19:49
19:54
20:00
20:09
20:15
20:24
Time

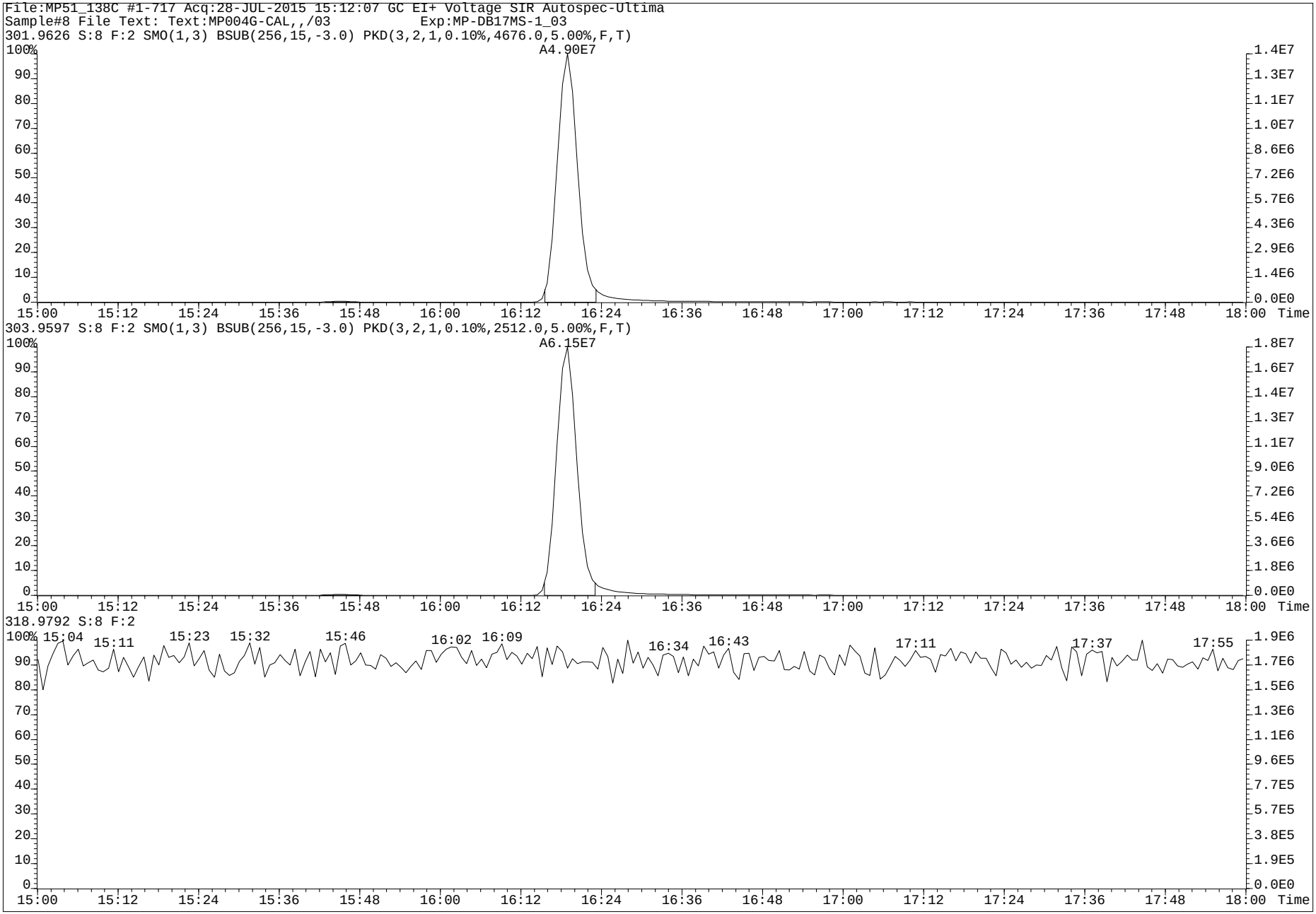
File:MP51_138C #1-717 Acq:28-JUL-2015 15:12:07 GC EI+ Voltage SIR Autospec-Ultima
Sample#8 File Text: Text:MP004G-CAL,,/03 Exp:MP-DB17MS-1_03
301.9626 S:8 F:2 SMO(1,3) BSUB(256,15,-3.0) PKD(3,2,1,0.10%,4676.0,5.00%,F,T)
A4.90E7
303.9597 S:8 F:2 SMO(1,3) BSUB(256,15,-3.0) PKD(3,2,1,0.10%,2512.0,5.00%,F,T)
A6.15E7
318.9792 S:8 F:2
15:04
15:11
15:23
15:32
15:46
16:02
16:09
16:34
16:43
17:11
17:37
17:55
Time

www.axysanalytical.com

Run #8 Filename MP51_138C S: 7 I: 1 Acquired: 28-JUL-15 14:38:01 Processed: 29-JUL-15 10:12:33
Run: MP51_138C-A Analyte: MP-DB17-C06 Cal: mp51_138c-8a Results: mp51_138c-a Version: V3.6 6-JAN-2000 17:51:42
Sample text: MP004H-CAL,,/03 Comments: 1,,2.0uL CS-8 F1: 200.00 F2: 1.00

	Typ	Name	Amount	Resp	RA		RT	RF	RRF		Modified?
1	Unk	1-OH-Naphthalene	206.00	4.87e+08	0.98	n	8:05	-	1.1626	y	n
2	Unk	1-OH-Pyrene	206.00	5.83e+08	4.63	n	20:42	-	1.0243	y	n
3	Unk	3-OH-Chrysene	1024.00	2.10e+09	2.18	n	23:00	-	0.6460	y	n
4	Unk	3-OH-Benz[a]anthracene	1012.00	*	*	n	NotF»	-	*	n	n
5	Unk	7,8-OH-Benzo[a]pyrene-C	1014.00	*	*	n	NotF»	-	*	n	n
6	Unk	7,8-OH-Benzo[a]pyrene-T	1016.00	*	*	n	NotF»	-	*	n	n
7	Unk	7,8-OH-Benzo[a]pyrene-3	2028.00	*	*	n	NotF»	-	*	n	n
8	Unk	9-OH-Benzo[a]pyrene	1026.00	2.21e+09	10.84	n	26:27	-	0.6781	y	n
9	Unk	3-OH-Benzo[a]pyrene	1046.00	*	*	n	NotF»	-	*	n	n
10	Unk	7,8-OH-Benzo[a]pyrene-4	2028.00	*	*	n	NotF»	-	*	n	n
11	IS	13C6-1-OH-Naphthalene	250.00	5.08e+08	0.94	n	8:05	-	0.9896	y	n
12	IS	13C6-1-OH-Pyrene	250.00	6.91e+08	4.64	n	20:42	-	1.3448	y	n
13	IS	13C6-1-OH-BAA	252.00	7.45e+08	3.18	n	22:26	-	1.4392	y	n
14	IS	13C6-3-OH-Chrysene	252.50	8.03e+08	2.56	n	22:59	-	1.5474	y	n
15	IS	D11-3-OH-Benzo[a]pyrene	248.80	4.64e+08	9.96	n	26:36	-	0.9073	y	n
16	IS	13C-CL4-OH-PCB-79	50.00	2.44e+07	0.79	y	20:01	-	0.2372	y	n
17	IS	13C-CL4-PCB-79	0.00	*	*	n	NotF»	-	Div0	n	n
18	RS	13C-CL4-PCB-81	50.00	1.03e+08	0.78	y	16:20	2.05e+06	-	n	n
19	Tot	Fn1 Lock	0.00	-			-	-	-	n	n
20	Tot	Fn2 Lock	0.00	-			-	-	-	n	n
21	Tot	Fn3 Lock	0.00	-			-	-	-	n	n
22	Tot	Fn4 Lock	0.00	-			-	-	-	n	n
23	Tot	Fn4 Lock	0.00	-			-	-	-	n	n
24	Tot	Fn5 Lock	0.00	-			-	-	-	n	n
25	Tot	Fn6 Lock	0.00	-			-	-	-	n	n

PV AS 8-AUG-2015

SV by MW
12-Aug-2015

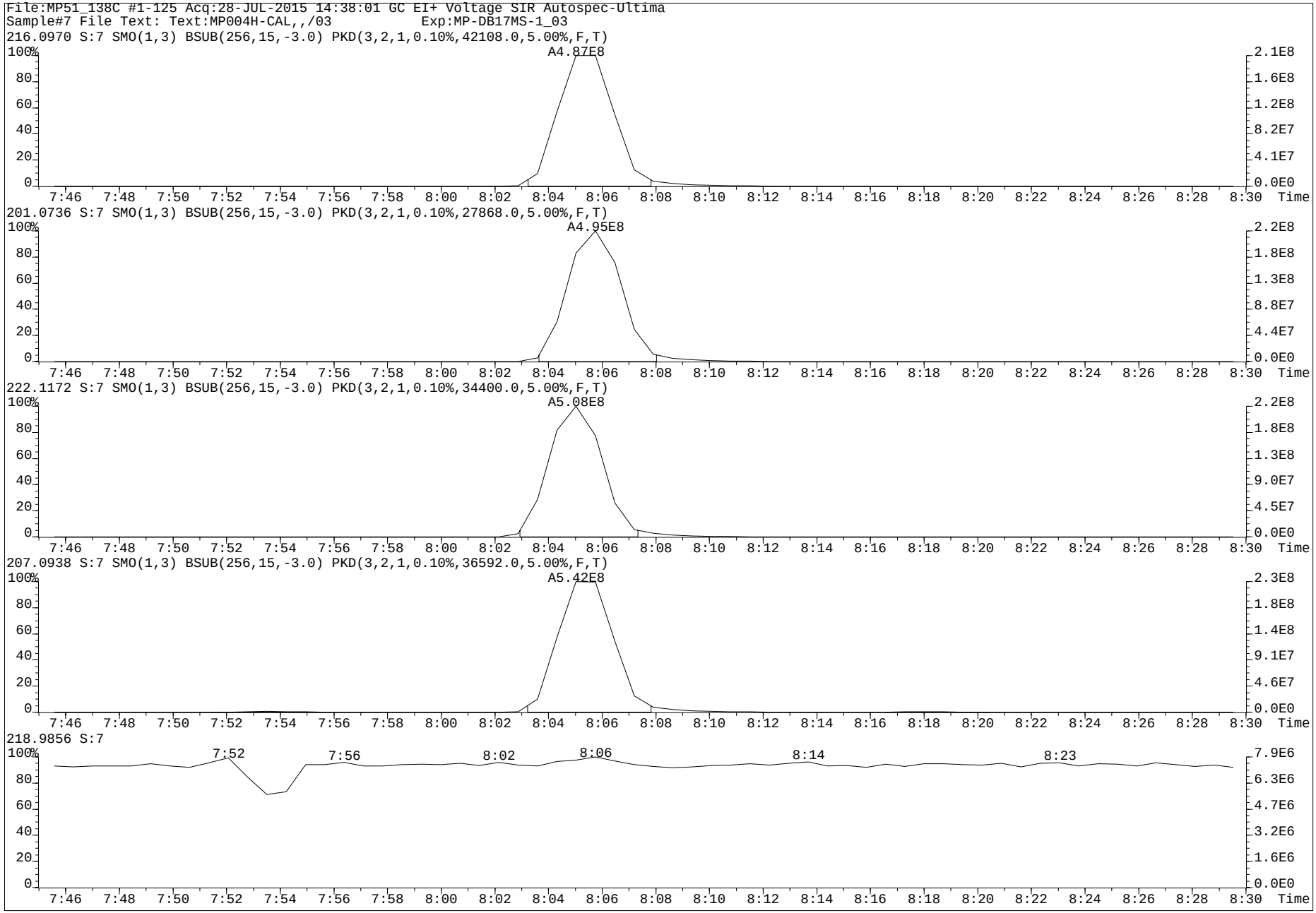
File:MP51_138C #1-125 Acq:28-JUL-2015 14:38:01 GC EI+ Voltage SIR Autospec-Ultima
Sample#7 File Text: Text:MP004H-CAL,,/03 Exp:MP-DB17MS-1_03
216.0970 S:7 SMO(1,3) BSUB(256,15,-3.0) PKD(3,2,1,0.10%,42108.0,5.00%,F,T)
A4.87E8
201.0736 S:7 SMO(1,3) BSUB(256,15,-3.0) PKD(3,2,1,0.10%,27868.0,5.00%,F,T)
A4.95E8
222.1172 S:7 SMO(1,3) BSUB(256,15,-3.0) PKD(3,2,1,0.10%,34400.0,5.00%,F,T)
A5.08E8
207.0938 S:7 SMO(1,3) BSUB(256,15,-3.0) PKD(3,2,1,0.10%,36592.0,5.00%,F,T)
A5.42E8
218.9856 S:7
7:52
7:56
8:02
8:06
8:14
8:23
Time

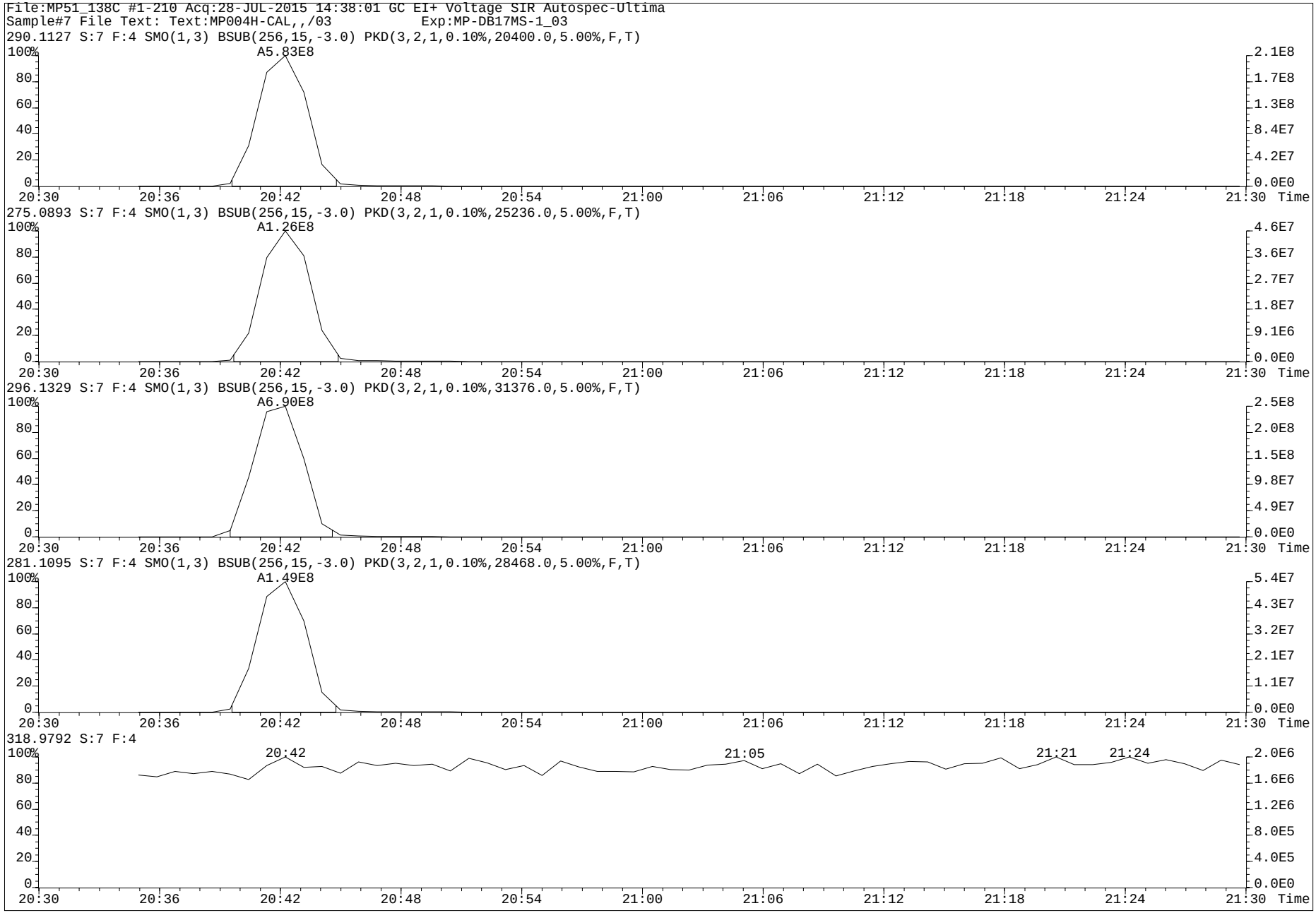
File:MP51_138C #1-210 Acq:28-JUL-2015 14:38:01 GC EI+ Voltage SIR Autospec-Ultima
Sample#7 File Text: Text:MP004H-CAL,,/03 Exp:MP-DB17MS-1_03
290.1127 S:7 F:4 SMO(1,3) BSUB(256,15,-3.0) PKD(3,2,1,0.10%,20400.0,5.00%,F,T)
A5.83E8
275.0893 S:7 F:4 SMO(1,3) BSUB(256,15,-3.0) PKD(3,2,1,0.10%,25236.0,5.00%,F,T)
A1.26E8
296.1329 S:7 F:4 SMO(1,3) BSUB(256,15,-3.0) PKD(3,2,1,0.10%,31376.0,5.00%,F,T)
A6.90E8
281.1095 S:7 F:4 SMO(1,3) BSUB(256,15,-3.0) PKD(3,2,1,0.10%,28468.0,5.00%,F,T)
A1.49E8
318.9792 S:7 F:4
20:42
21:05
21:21
21:24
Time

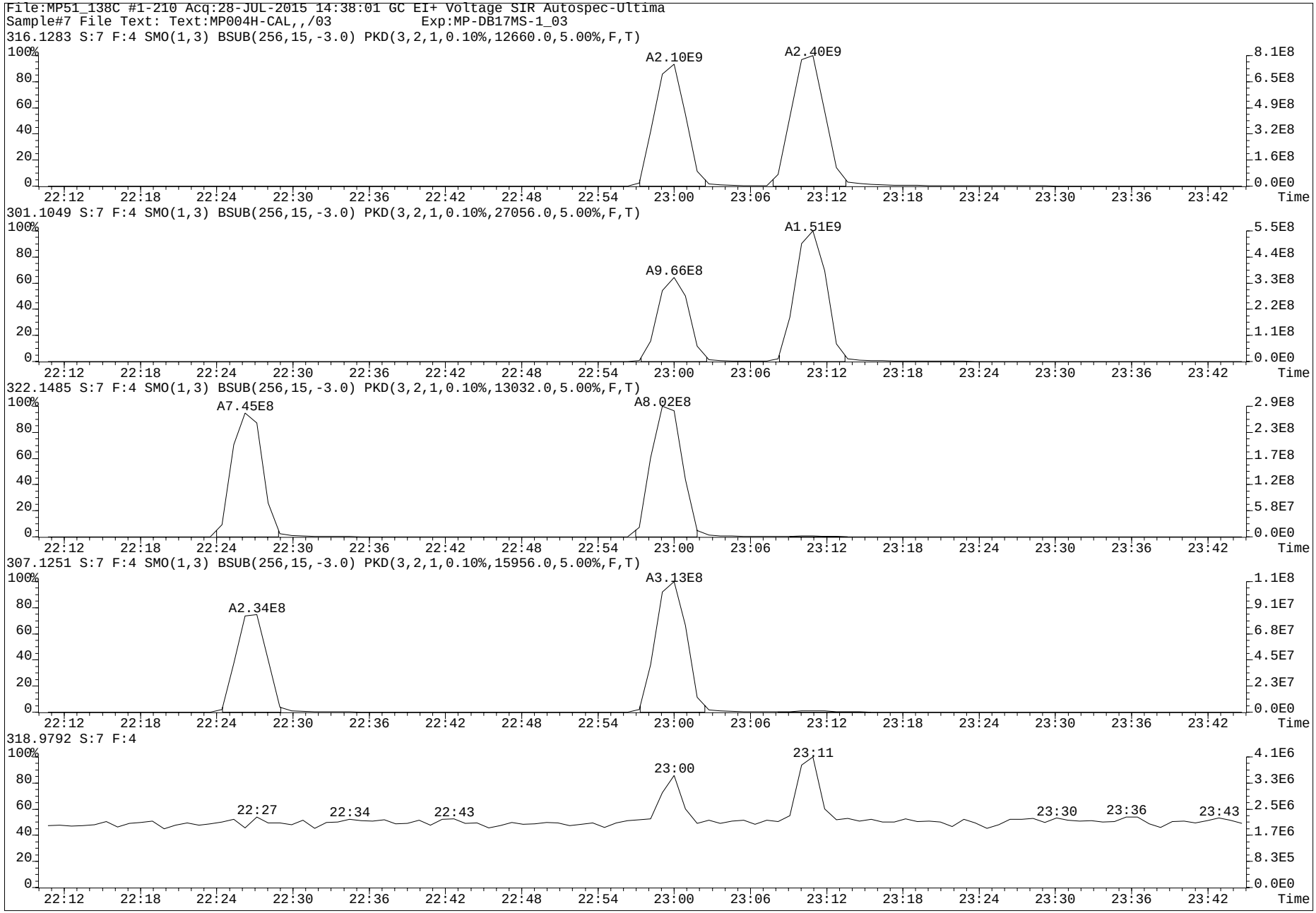
File:MP51_138C #1-210 Acq:28-JUL-2015 14:38:01 GC EI+ Voltage SIR Autospec-Ultima
Sample#7 File Text: Text:MP004H-CAL,,/03 Exp:MP-DB17MS-1_03
316.1283 S:7 F:4 SMO(1,3) BSUB(256,15,-3.0) PKD(3,2,1,0.10%,12660.0,5.00%,F,T)
A2.10E9
A2.40E9
301.1049 S:7 F:4 SMO(1,3) BSUB(256,15,-3.0) PKD(3,2,1,0.10%,27056.0,5.00%,F,T)
A9.66E8
A1.51E9
322.1485 S:7 F:4 SMO(1,3) BSUB(256,15,-3.0) PKD(3,2,1,0.10%,13032.0,5.00%,F,T)
A7.45E8
A8.02E8
307.1251 S:7 F:4 SMO(1,3) BSUB(256,15,-3.0) PKD(3,2,1,0.10%,15956.0,5.00%,F,T)
A2.34E8
A3.13E8
318.9792 S:7 F:4
22:27
22:34
22:43
23:00
23:11
23:30
23:36
23:43
Time

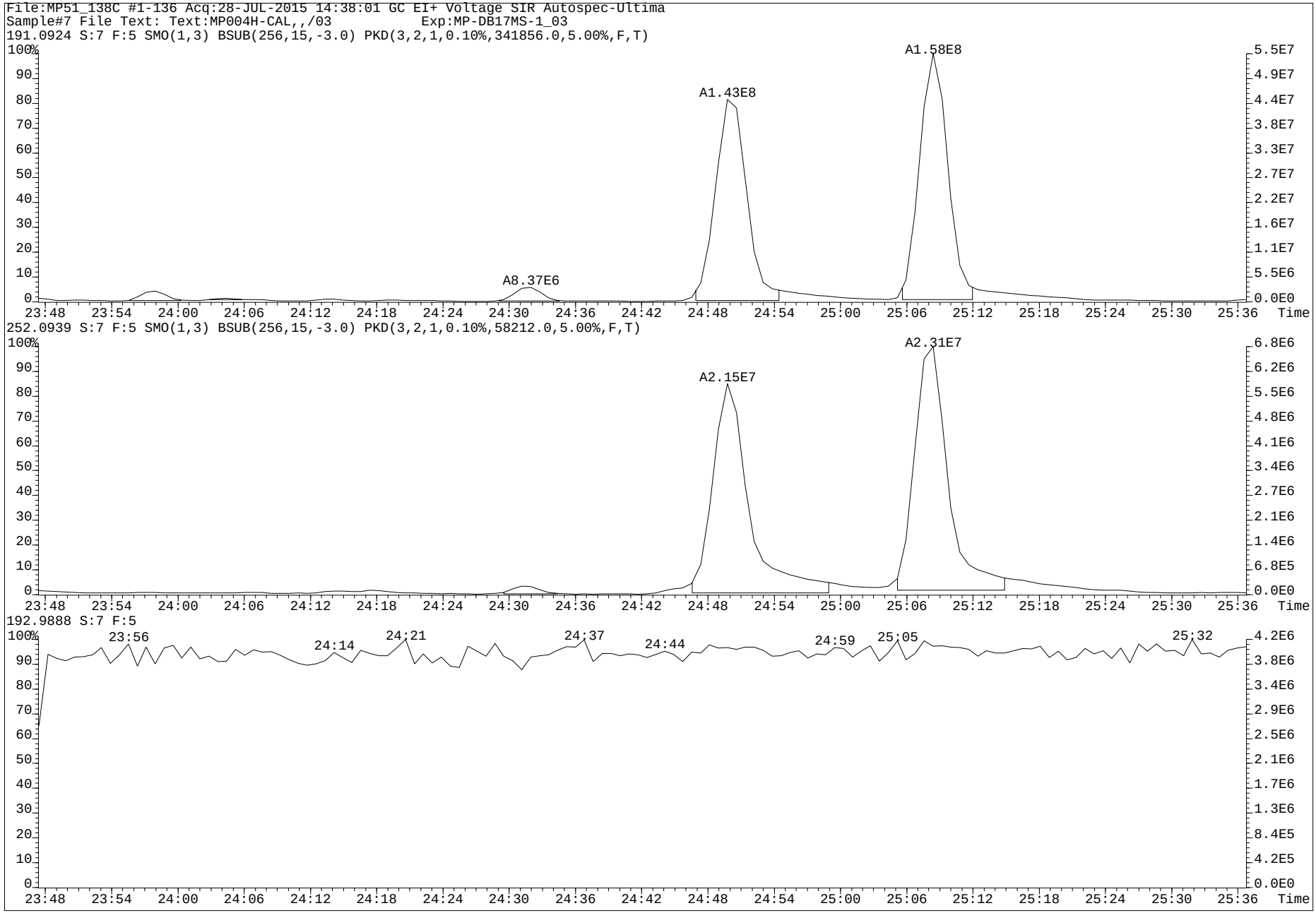
File:MP51_138C #1-136 Acq:28-JUL-2015 14:38:01 GC EI+ Voltage SIR Autospec-Ultima
Sample#7 File Text: Text:MP004H-CAL,,/03 Exp:MP-DB17MS-1_03
191.0924 S:7 F:5 SMO(1,3) BSUB(256,15,-3.0) PKD(3,2,1,0.10%,341856.0,5.00%,F,T)
A8.37E6
A1.43E8
A1.58E8
252.0939 S:7 F:5 SMO(1,3) BSUB(256,15,-3.0) PKD(3,2,1,0.10%,58212.0,5.00%,F,T)
A2.15E7
A2.31E7
192.9888 S:7 F:5
23:56
24:14
24:21
24:37
24:44
24:59
25:05
25:32
Time

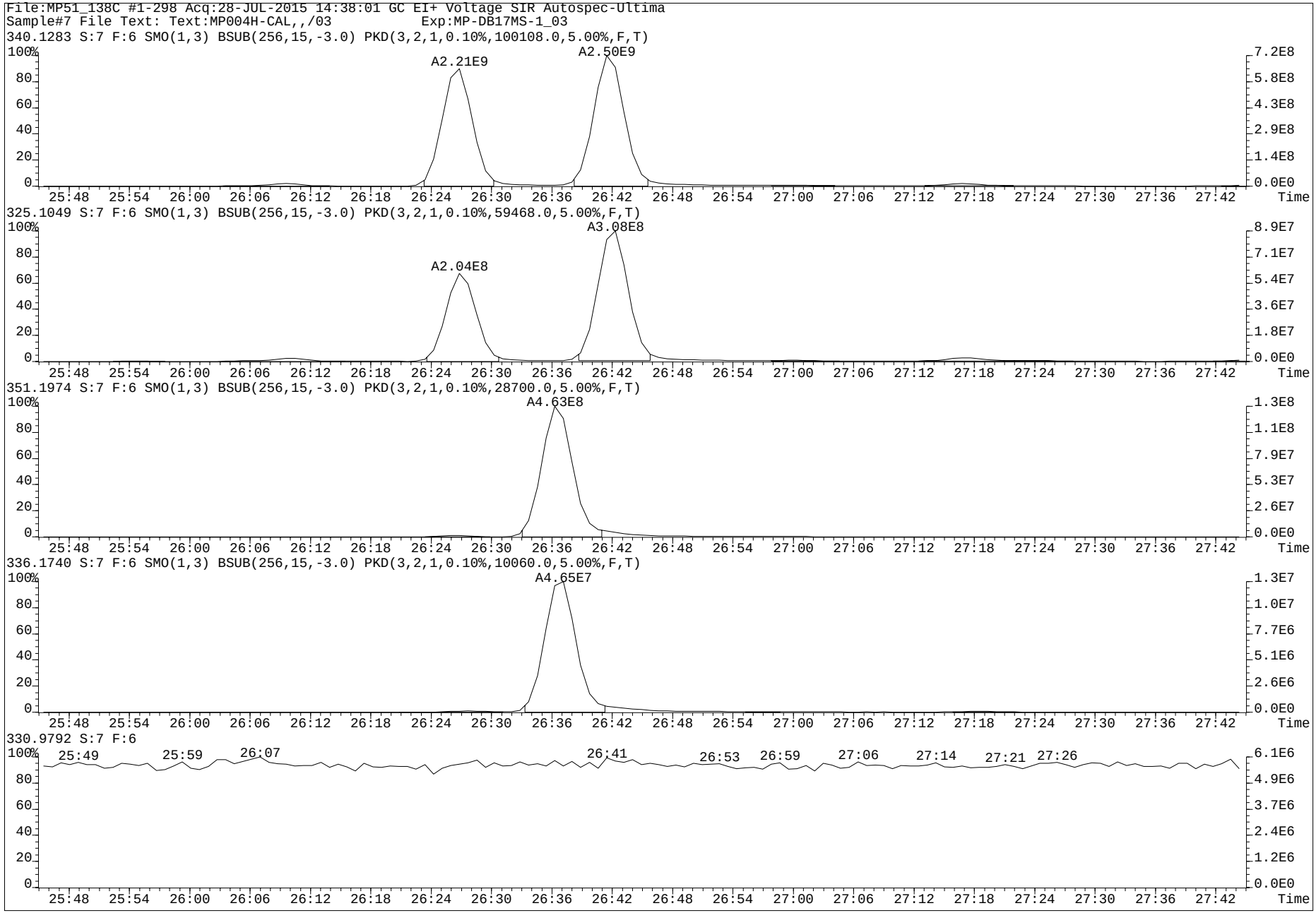
File:MP51_138C #1-298 Acq:28-JUL-2015 14:38:01 GC EI+ Voltage SIR Autospec-Ultima
Sample#7 File Text: Text:MP004H-CAL,,/03 Exp:MP-DB17MS-1_03
340.1283 S:7 F:6 SMO(1,3) BSUB(256,15,-3.0) PKD(3,2,1,0.10%,100108.0,5.00%,F,T)
A2.21E9
A2.50E9
325.1049 S:7 F:6 SMO(1,3) BSUB(256,15,-3.0) PKD(3,2,1,0.10%,59468.0,5.00%,F,T)
A2.04E8
A3.08E8
351.1974 S:7 F:6 SMO(1,3) BSUB(256,15,-3.0) PKD(3,2,1,0.10%,28700.0,5.00%,F,T)
A4.63E8
336.1740 S:7 F:6 SMO(1,3) BSUB(256,15,-3.0) PKD(3,2,1,0.10%,10060.0,5.00%,F,T)
A4.65E7
330.9792 S:7 F:6
25:49
25:59
26:07
26:41
26:53
26:59
27:06
27:14
27:21
27:26
Time

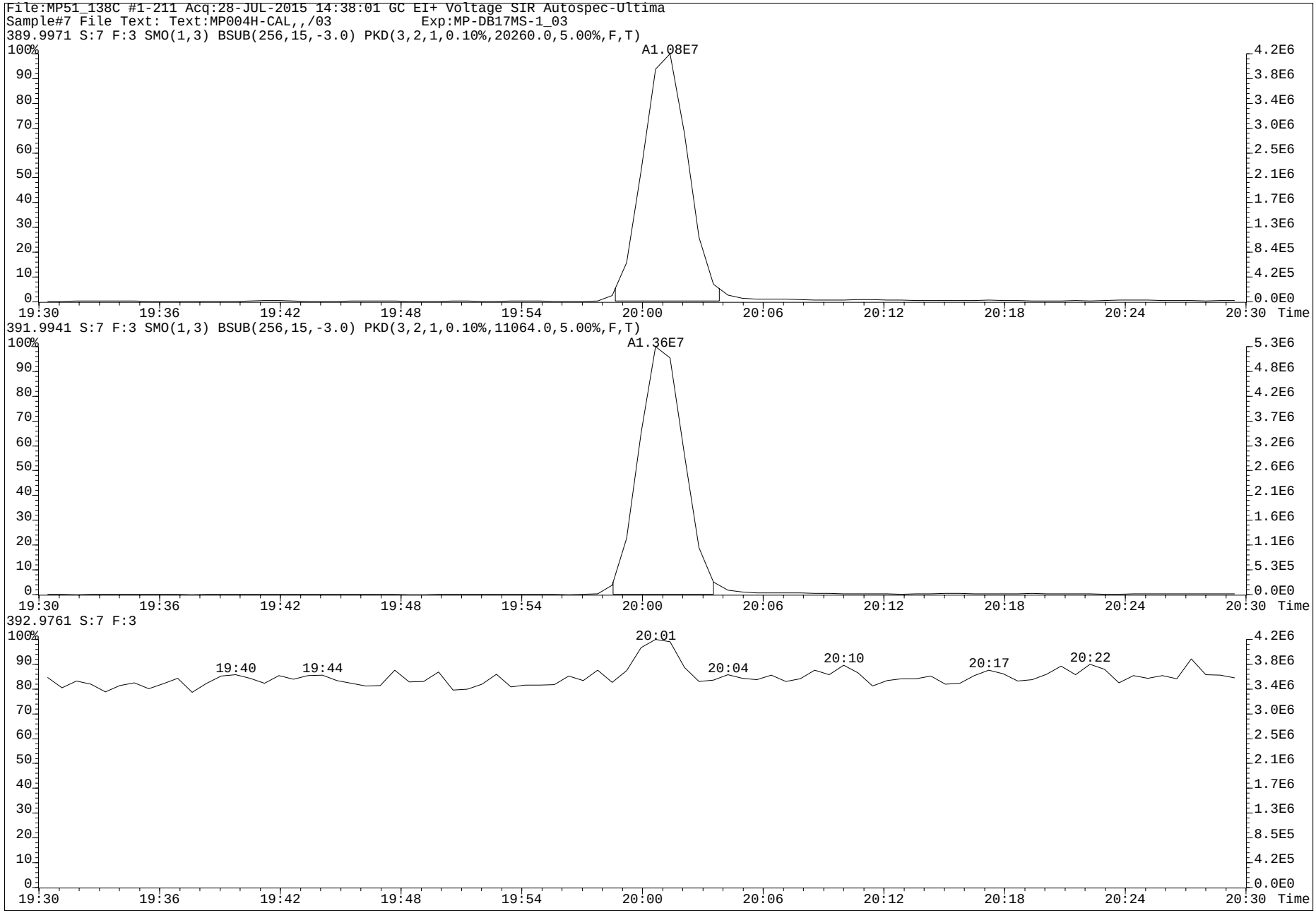
File:MP51_138C #1-211 Acq:28-JUL-2015 14:38:01 GC EI+ Voltage SIR Autospec-Ultima
Sample#7 File Text: Text:MP004H-CAL,,/03 Exp:MP-DB17MS-1_03
389.9971 S:7 F:3 SMO(1,3) BSUB(256,15,-3.0) PKD(3,2,1,0.10%,20260.0,5.00%,F,T)
A1.08E7
391.9941 S:7 F:3 SMO(1,3) BSUB(256,15,-3.0) PKD(3,2,1,0.10%,11064.0,5.00%,F,T)
A1.36E7
392.9761 S:7 F:3
19:40
19:44
20:01
20:04
20:10
20:17
20:22
Time

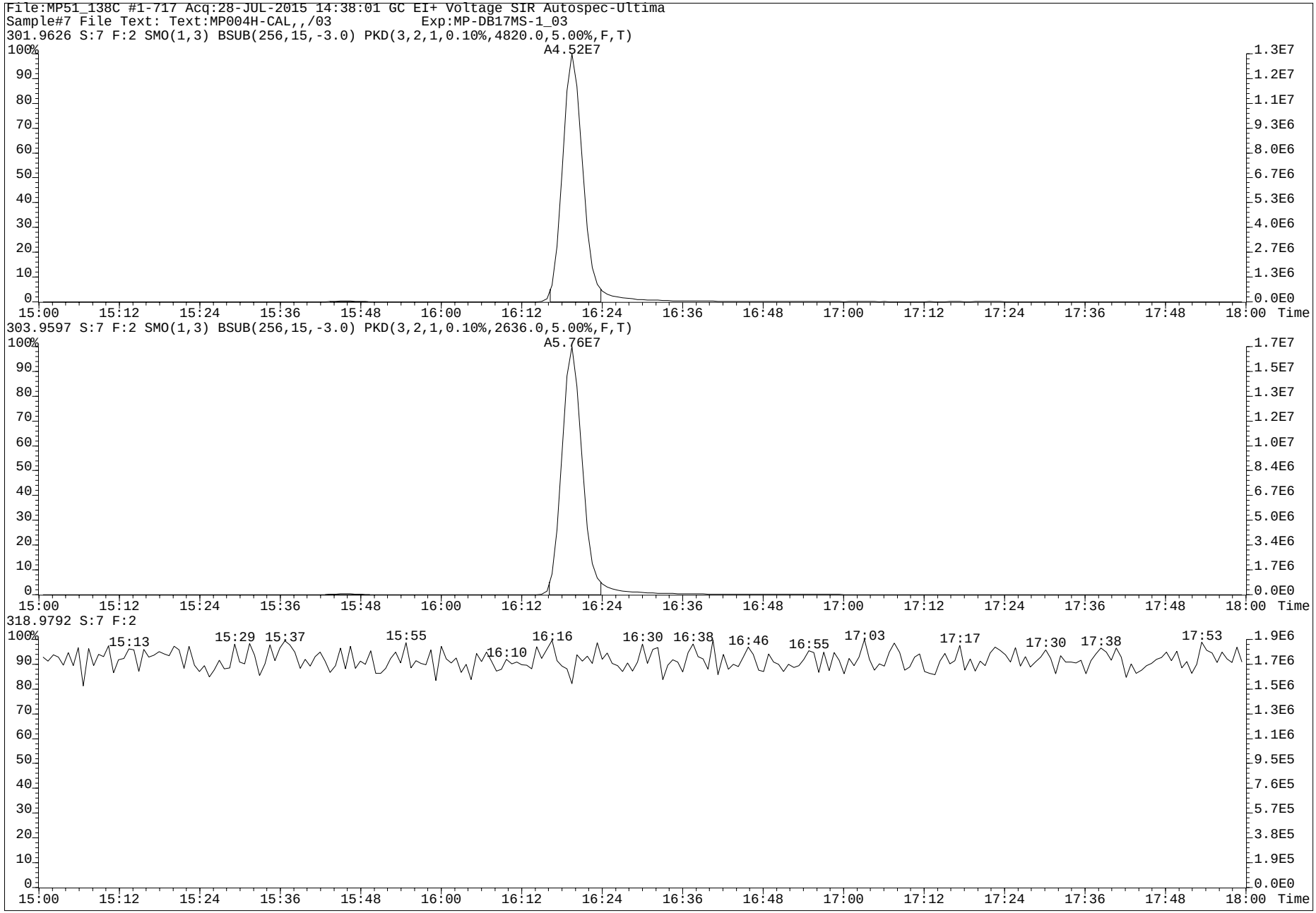
File:MP51_138C #1-717 Acq:28-JUL-2015 14:38:01 GC EI+ Voltage SIR Autospec-Ultima
Sample#7 File Text: Text:MP004H-CAL,,/03 Exp:MP-DB17MS-1_03
301.9626 S:7 F:2 SMO(1,3) BSUB(256,15,-3.0) PKD(3,2,1,0.10%,4820.0,5.00%,F,T)
A4.52E7
303.9597 S:7 F:2 SMO(1,3) BSUB(256,15,-3.0) PKD(3,2,1,0.10%,2636.0,5.00%,F,T)
A5.76E7
318.9792 S:7 F:2
15:13
15:29
15:37
15:55
16:10
16:16
16:30
16:38
16:46
16:55
17:03
17:17
17:30
17:38
17:53
Time

www.axysanalytical.com

Run #9 Filename MP51_138C S: 2 I: 1 Acquired: 28-JUL-15 11:35:26 Processed: 29-JUL-15 10:12:35
Run: MP51_138C-A Analyte: MP-DB17-C06 Cal: mp51_138c-8a Results: mp51_138c-a Version: V3.6 6-JAN-2000 17:51:42
Sample text: MP004E-CAL,,/03 Comments: 1,,2.0uL CS-5/Cal
sample size: 1.000000 conc units: ng/mL total toxicity: 81.09 F1: 10.0000 F2: 1.0000

	Typ	Name	#Hom	Resp	RA		RT	Conc	Tox #1	DL	Rec	M?
1	Unk	1-OH-Naphthalene	1	5.03e+08	0.99	n	8:05	212.433	21	0.3821	-	n
2	Unk	1-OH-Pyrene	1	6.28e+08	4.93	n	20:42	206.722	21	0.1333	-	n
3	Unk	3-OH-Chrysene	1	1.29e+08	2.59	n	23:00	47.121	5	0.0937	-	n
4	Unk	3-OH-Benz[a]anthracene	1	1.66e+08	2.73	n	23:10	48.374	24	0.0731	-	n
5	Unk	7,8-OH-Benzo[a]pyrene-C	0	*	*	n	NotFnd	*	*	*	-	n
6	Unk	7,8-OH-Benzo[a]pyrene-T	0	*	*	n	NotFnd	*	*	*	-	n
7	Unk	7,8-OH-Benzo[a]pyrene-3	0	*	*	n	NotFnd	*	*	*	-	n
8	Unk	9-OH-Benzo[a]pyrene	1	8.38e+07	10.87	n	26:27	47.738	5	0.2035	-	n
9	Unk	3-OH-Benzo[a]pyrene	1	6.45e+07	8.63	n	26:42	55.029	6	0.3886	-	n
10	Unk	7,8-OH-Benzo[a]pyrene-4	0	*	*	n	NotFnd	*	*	*	-	n
11	IS	13C6-1-OH-Naphthalene	1	5.26e+08	0.93	n	8:05	235.309	-	0.3618	94.1	n
12	IS	13C6-1-OH-Pyrene	1	7.65e+08	4.92	n	20:42	245.535	-	0.2521	98.2	n
13	IS	13C6-1-OH-BAA	1	8.16e+08	3.33	n	22:26	250.939	-	0.1226	99.6	n
14	IS	13C6-3-OH-Chrysene	1	8.58e+08	2.61	n	22:59	249.057	-	0.1157	98.6	n
15	IS	D11-3-OH-Benzo[a]pyrene	1	4.74e+08	10.01	n	26:37	237.924	-	0.1543	95.6	n
16	IS	13C-CL4-OH-PCB-79	1	2.86e+07	0.80	y	20:01	52.855	-	0.6340	105.7	n
17	IS	13C-CL4-PCB-79	0	*	*	n	NotFnd	*	-	*	Div0	n
18	RS	13C-CL4-PCB-81	1	1.15e+08	0.79	y	16:19	52.870	-	-	-	n
19	Tot	Fn1 Lock	-	-			-	-	-	-	-	n
20	Tot	Fn2 Lock	-	-			-	-	-	-	-	n
21	Tot	Fn3 Lock	-	-			-	-	-	-	-	n
22	Tot	Fn4 Lock	-	-			-	-	-	-	-	n
23	Tot	Fn4 Lock	-	-			-	-	-	-	-	n
24	Tot	Fn5 Lock	-	-			-	-	-	-	-	n
25	Tot	Fn6 Lock	-	-			-	-	-	-	-	n

PV AS 8-AUG-2015

SV hy MW
12-Aug-2015

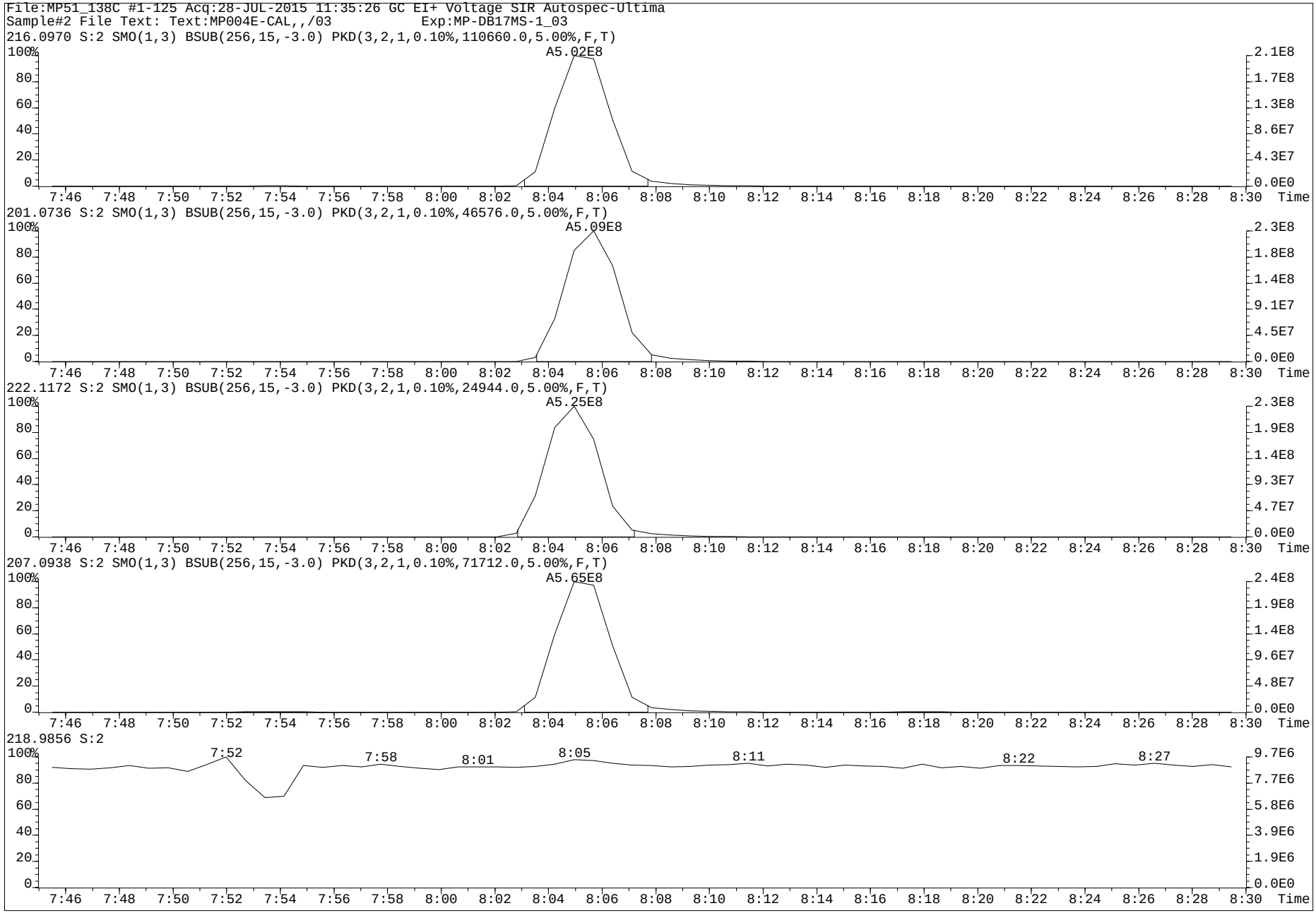
File:MP51_138C #1-125 Acq:28-JUL-2015 11:35:26 GC EI+ Voltage SIR Autospec-Ultima
Sample#2 File Text: Text:MP004E-CAL,,/03 Exp:MP-DB17MS-1_03
216.0970 S:2 SMO(1,3) BSUB(256,15,-3.0) PKD(3,2,1,0.10%,110660.0,5.00%,F,T)
A5.02E8
201.0736 S:2 SMO(1,3) BSUB(256,15,-3.0) PKD(3,2,1,0.10%,46576.0,5.00%,F,T)
A5.09E8
222.1172 S:2 SMO(1,3) BSUB(256,15,-3.0) PKD(3,2,1,0.10%,24944.0,5.00%,F,T)
A5.25E8
207.0938 S:2 SMO(1,3) BSUB(256,15,-3.0) PKD(3,2,1,0.10%,71712.0,5.00%,F,T)
A5.65E8
218.9856 S:2
7:52
7:58
8:01
8:05
8:11
8:22
8:27
Time

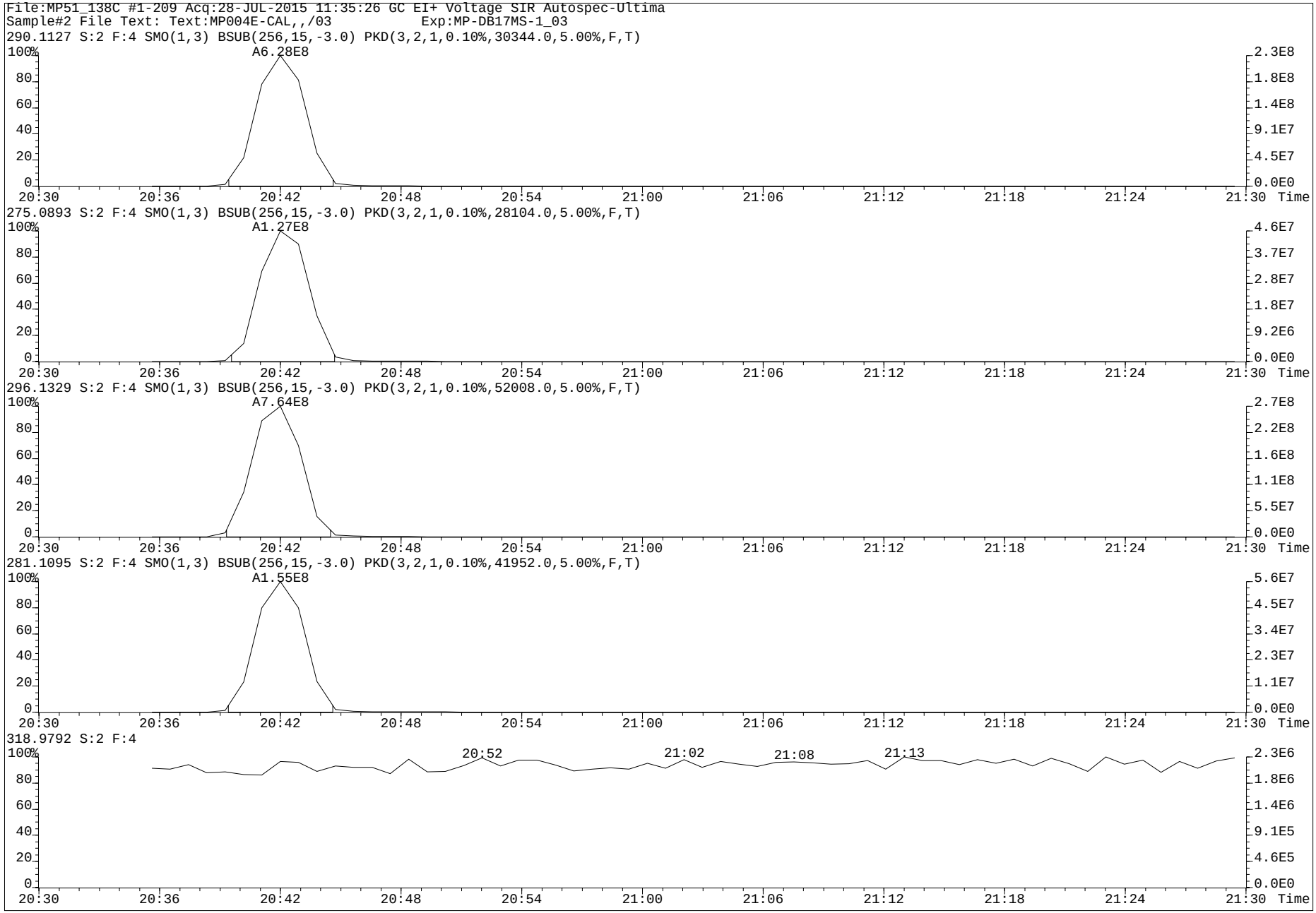
File:MP51_138C #1-209 Acq:28-JUL-2015 11:35:26 GC EI+ Voltage SIR Autospec-Ultima
Sample#2 File Text: Text:MP004E-CAL,,/03 Exp:MP-DB17MS-1_03
290.1127 S:2 F:4 SMO(1,3) BSUB(256,15,-3.0) PKD(3,2,1,0.10%,30344.0,5.00%,F,T)
A6.28E8
275.0893 S:2 F:4 SMO(1,3) BSUB(256,15,-3.0) PKD(3,2,1,0.10%,28104.0,5.00%,F,T)
A1.27E8
296.1329 S:2 F:4 SMO(1,3) BSUB(256,15,-3.0) PKD(3,2,1,0.10%,52008.0,5.00%,F,T)
A7.64E8
281.1095 S:2 F:4 SMO(1,3) BSUB(256,15,-3.0) PKD(3,2,1,0.10%,41952.0,5.00%,F,T)
A1.55E8
318.9792 S:2 F:4
20:52
21:02
21:08
21:13
20:30 20:36 20:42 20:48 20:54 21:00 21:06 21:12 21:18 21:24 21:30 Time

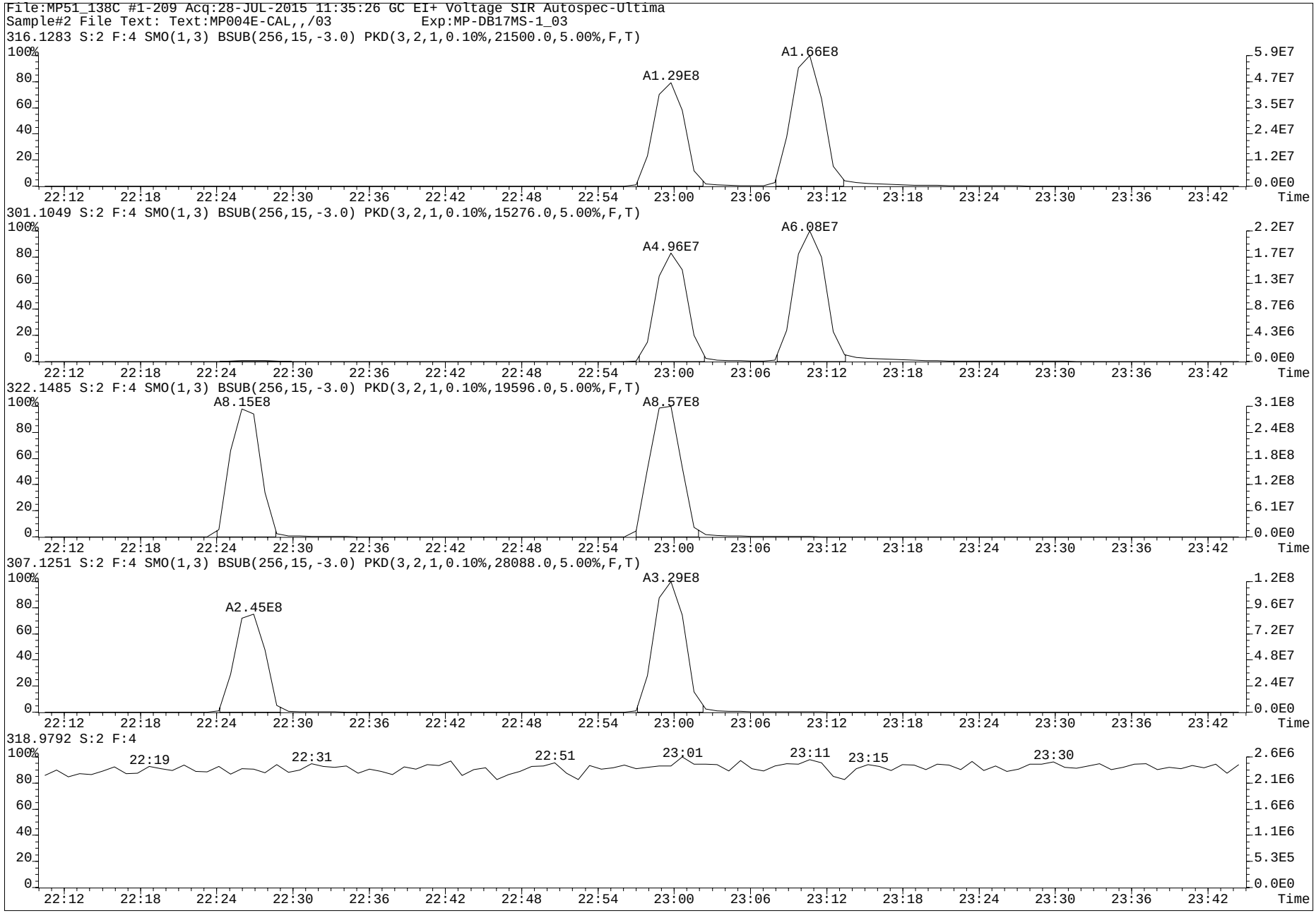
File:MP51_138C #1-209 Acq:28-JUL-2015 11:35:26 GC EI+ Voltage SIR Autospec-Ultima
Sample#2 File Text: Text:MP004E-CAL,,/03 Exp:MP-DB17MS-1_03
316.1283 S:2 F:4 SMO(1,3) BSUB(256,15,-3.0) PKD(3,2,1,0.10%,21500.0,5.00%,F,T)
A1.29E8
A1.66E8
301.1049 S:2 F:4 SMO(1,3) BSUB(256,15,-3.0) PKD(3,2,1,0.10%,15276.0,5.00%,F,T)
A4.96E7
A6.08E7
322.1485 S:2 F:4 SMO(1,3) BSUB(256,15,-3.0) PKD(3,2,1,0.10%,19596.0,5.00%,F,T)
A8.15E8
A8.57E8
307.1251 S:2 F:4 SMO(1,3) BSUB(256,15,-3.0) PKD(3,2,1,0.10%,28088.0,5.00%,F,T)
A2.45E8
A3.29E8
318.9792 S:2 F:4
22:19
22:31
22:51
23:01
23:11
23:15
23:30
Time

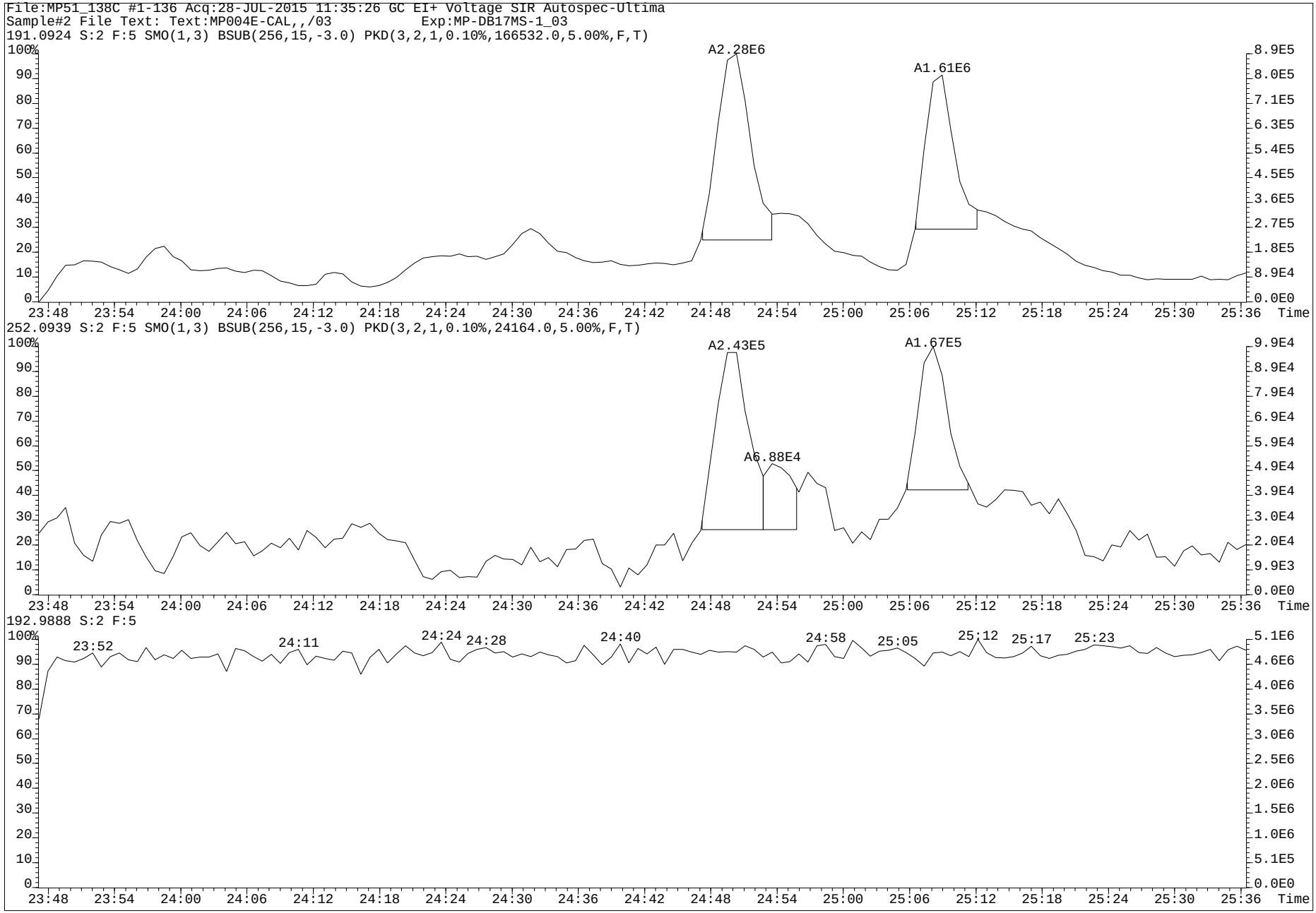
File:MP51_138C #1-136 Acq:28-JUL-2015 11:35:26 GC EI+ Voltage SIR Autospec-Ultima
Sample#2 File Text: Text:MP004E-CAL,,/03 Exp:MP-DB17MS-1_03
191.0924 S:2 F:5 SMO(1,3) BSUB(256,15,-3.0) PKD(3,2,1,0.10%,166532.0,5.00%,F,T)
A2.28E6
A1.61E6
252.0939 S:2 F:5 SMO(1,3) BSUB(256,15,-3.0) PKD(3,2,1,0.10%,24164.0,5.00%,F,T)
A2.43E5
A6.88E4
A1.67E5
192.9888 S:2 F:5
23:52
24:11
24:24
24:28
24:40
24:58
25:05
25:12
25:17
25:23
Time

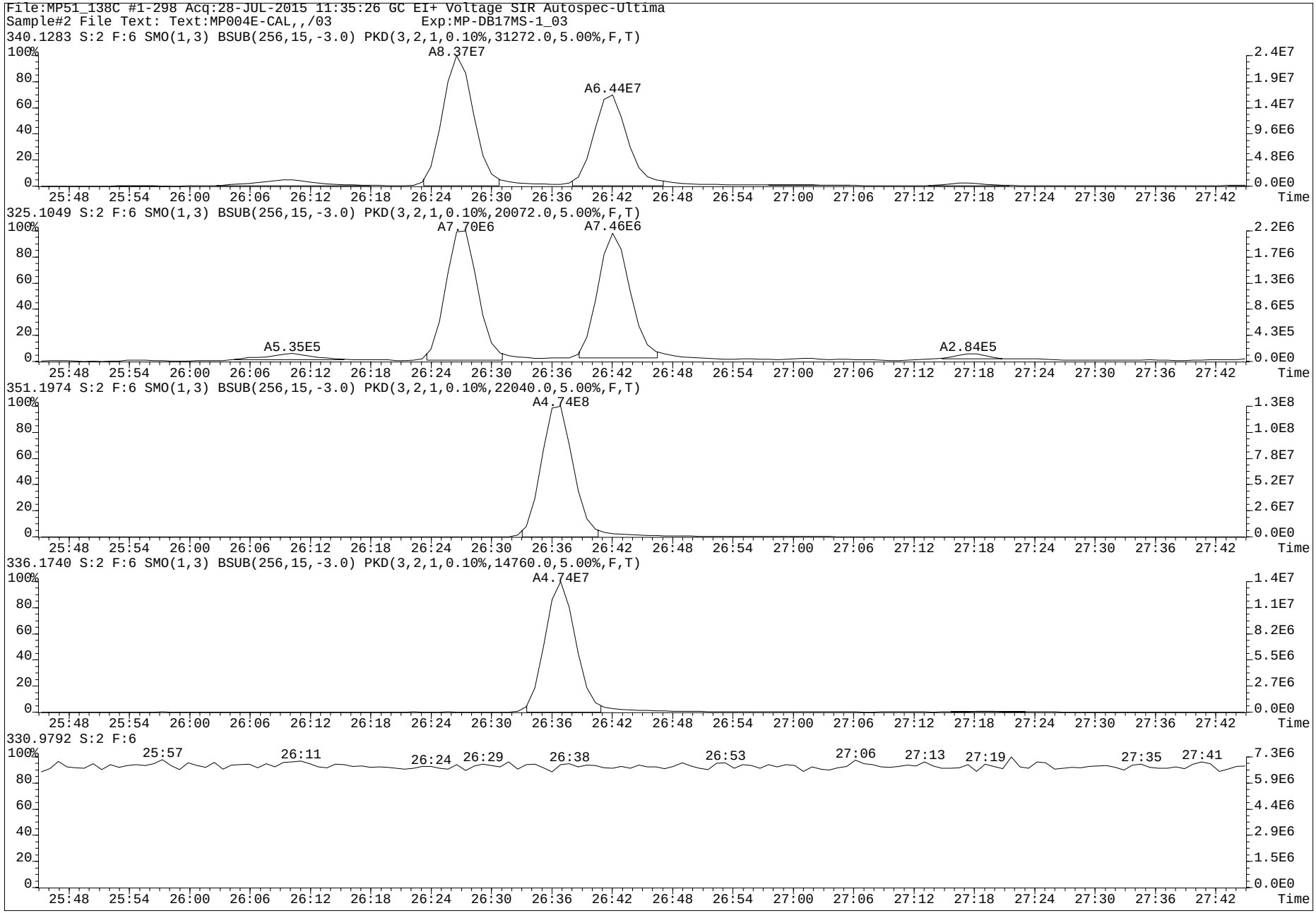
File:MP51_138C #1-298 Acq:28-JUL-2015 11:35:26 GC EI+ Voltage SIR Autospec-Ultima
Sample#2 File Text: Text:MP004E-CAL,,/03 Exp:MP-DB17MS-1_03
340.1283 S:2 F:6 SMO(1,3) BSUB(256,15,-3.0) PKD(3,2,1,0.10%,31272.0,5.00%,F,T)
A8.37E7
A6.44E7
325.1049 S:2 F:6 SMO(1,3) BSUB(256,15,-3.0) PKD(3,2,1,0.10%,20072.0,5.00%,F,T)
A7.70E6
A7.46E6
A5.35E5
A2.84E5
351.1974 S:2 F:6 SMO(1,3) BSUB(256,15,-3.0) PKD(3,2,1,0.10%,22040.0,5.00%,F,T)
A4.74E8
336.1740 S:2 F:6 SMO(1,3) BSUB(256,15,-3.0) PKD(3,2,1,0.10%,14760.0,5.00%,F,T)
A4.74E7
330.9792 S:2 F:6
25:57
26:11
26:24
26:29
26:38
26:53
27:06
27:13
27:19
27:35
27:41
Time

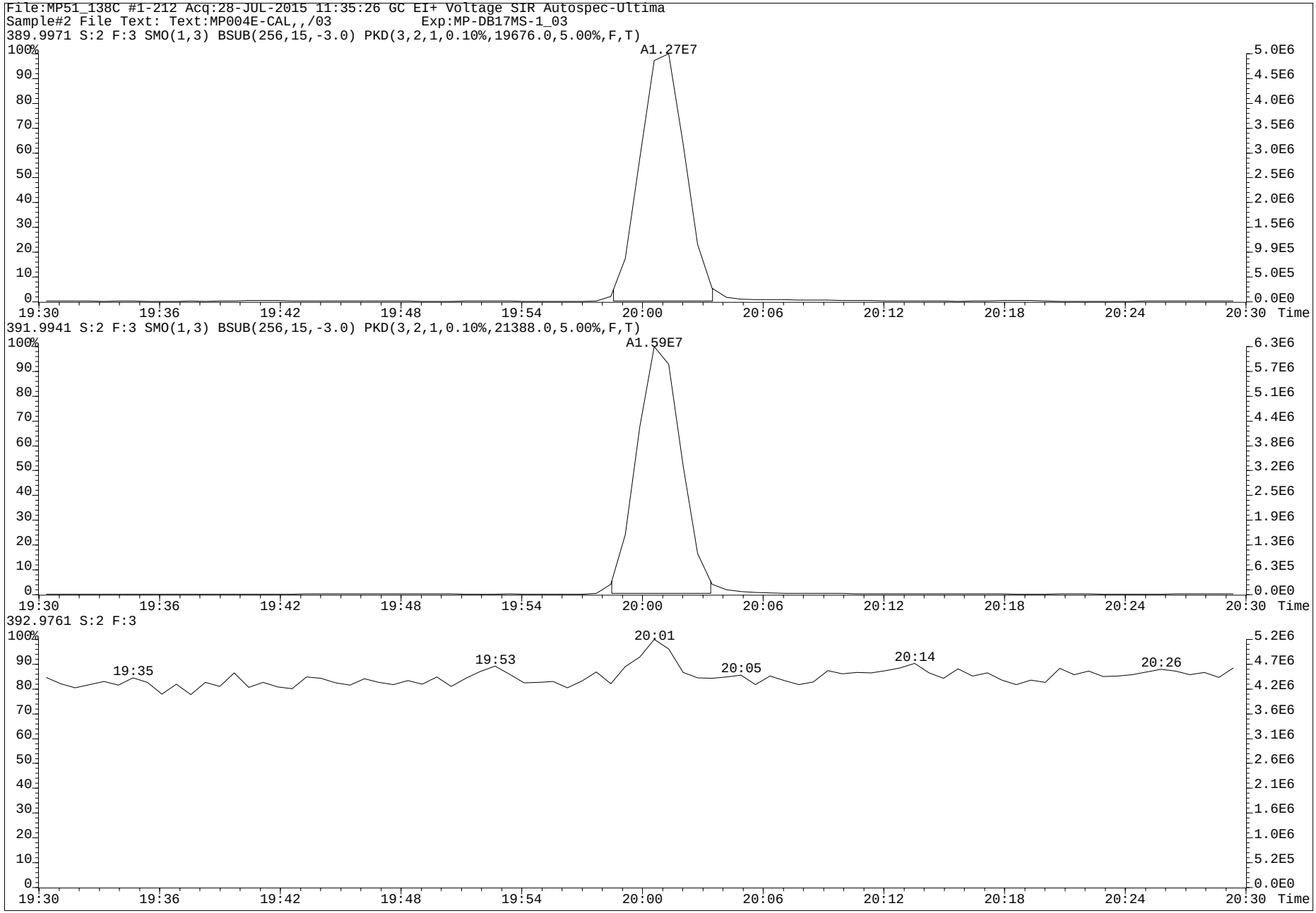
File:MP51_138C #1-212 Acq:28-JUL-2015 11:35:26 GC EI+ Voltage SIR Autospec-Ultima
Sample#2 File Text: Text:MP004E-CAL,,/03 Exp:MP-DB17MS-1_03
389.9971 S:2 F:3 SMO(1,3) BSUB(256,15,-3.0) PKD(3,2,1,0.10%,19676.0,5.00%,F,T)
A1.27E7
391.9941 S:2 F:3 SMO(1,3) BSUB(256,15,-3.0) PKD(3,2,1,0.10%,21388.0,5.00%,F,T)
A1.59E7
392.9761 S:2 F:3
19:35
19:53
20:01
20:05
20:14
20:26
Time

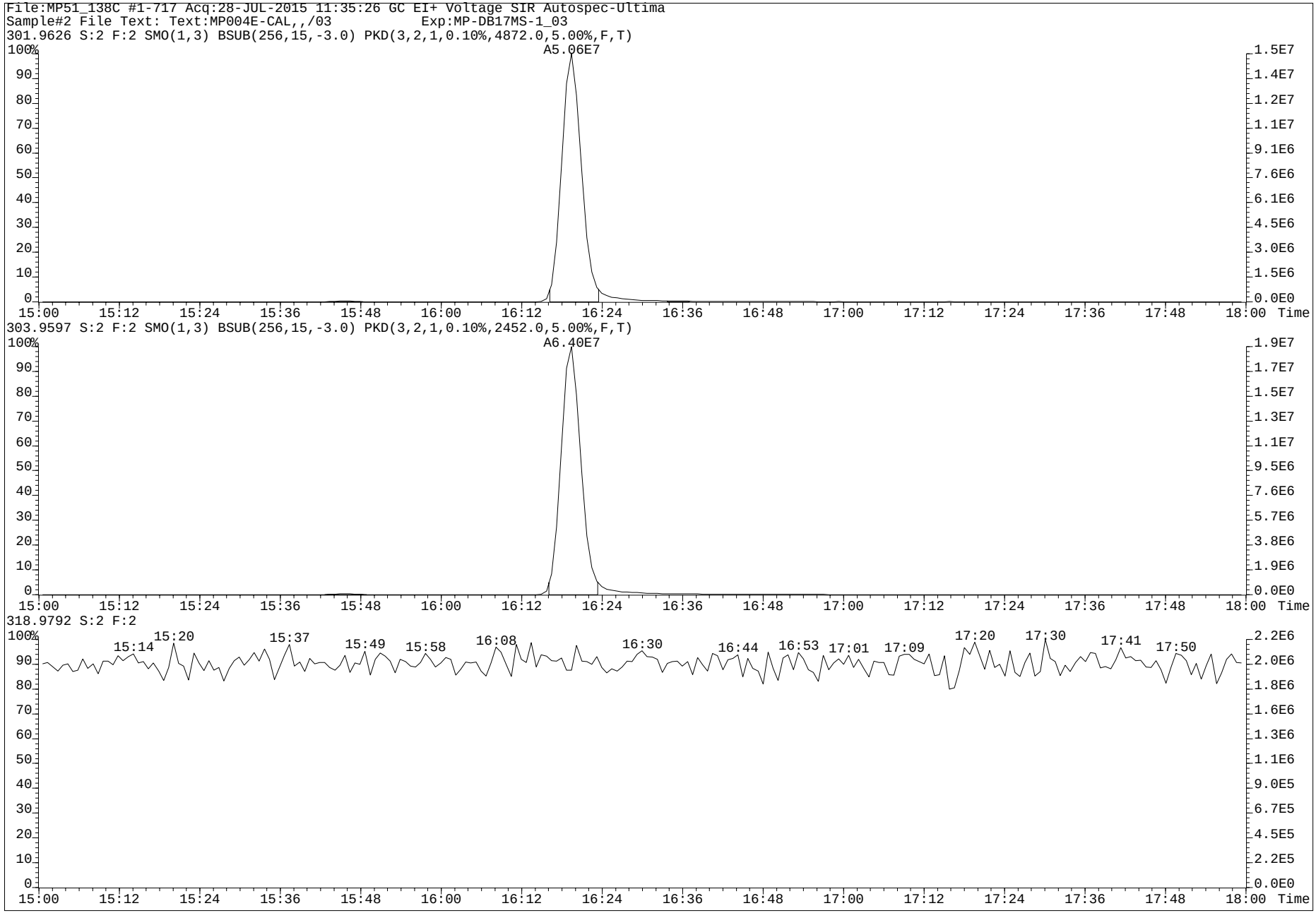
File:MP51_138C #1-717 Acq:28-JUL-2015 11:35:26 GC EI+ Voltage SIR Autospec-Ultima
Sample#2 File Text: Text:MP004E-CAL,,/03 Exp:MP-DB17MS-1_03
301.9626 S:2 F:2 SMO(1,3) BSUB(256,15,-3.0) PKD(3,2,1,0.10%,4872.0,5.00%,F,T)
A5.06E7
303.9597 S:2 F:2 SMO(1,3) BSUB(256,15,-3.0) PKD(3,2,1,0.10%,2452.0,5.00%,F,T)
A6.40E7
318.9792 S:2 F:2
15:14
15:20
15:37
15:49
15:58
16:08
16:30
16:44
16:53
17:01
17:09
17:20
17:30
17:41
17:50
Time

www.axysanalytical.com

Experiment : MP-DB17MS-1_03
GC Program : MP-DB17MS-1_01
Column type : DB17-MS
Serial # : US8631163H/US5¶
kPa : 390
Vol injected: 2.0uL
PMT Voltage : 399

Temps -source: 250
-s resv: 160
-re_ent: 270
-cap_1 : 270
-cap_2 : 270

Tune : XX/MO
List : VR
Check :
LIMS :
Logfile:

Date -list : 04-AUG-2015
-liner : 31-JUL-2015
-septum: 30-JUL-2015
-guard : NEW 31-JUL-2015
-column: NEW 31-JUL-2015
-t line: NEW 31-JUL-2015

#	Data file	S	V	Sample Text	Comments	Acquisition Date/Time
1	MP51_140J	1	1	MP004E-CAL,,/03	1,,2.0uL CS-5/Cal	4-AUG-15 17:04:47
2	MP51_140J	2	2	MP004E-CAL,,/03	1,,2.0uL CS-5/Cal	4-AUG-15 17:38:53
3	MP51_140J	3	3	MP004E-CAL,,/03	1,,2.0uL CS-5/Cal	4-AUG-15 18:12:58
4	MP51_140J	4	4	MP004D-CAL,,/03	1,,2.0uL CS-4	4-AUG-15 18:47:08
5	MP51_140J	5	5	MP004C-CAL,,/03	1,,2.0uL CS-3	4-AUG-15 19:21:15
6	MP51_140J	6	6	MP004B-CAL,,/03	1,,2.0uL CS-2	4-AUG-15 19:55:20
7	MP51_140J	7	7	MP004A-CAL,,/03	1,,2.0uL CS-1/SENS	4-AUG-15 20:29:30
8	MP51_140K	1	8	MP004A-CAL,,/03	1,,2.0uL CS-1/SENS	4-AUG-15 21:30:18
9	MP51_140K	2	9	MP004B-CAL,,/03	1,,2.0uL CS-2	4-AUG-15 22:04:22
10	MP51_140K	3	10	MP004D-CAL,,/03	1,,2.0uL CS-4	4-AUG-15 22:38:29
11	MP51_140K	4	11	MP004H-CAL,,/03	1,,2.0uL CS-8	4-AUG-15 23:12:39
12	MP51_140K	5	12	MP004G-CAL,,/03	1,,2.0uL CS-7	4-AUG-15 23:46:46
13	MP51_140K	6	13	MP004F-CAL,,/03	1,,2.0uL CS-6	5-AUG-15 00:20:51
14	MP51_140K	7	14	Toluene,,	1,,1.0uL	5-AUG-15 00:55:01
15	MP51_140K	8	15	Toluene,,	1,,1.0uL	5-AUG-15 01:29:08
16	MP51_140K	9	16	L23367-12,WI3,	4,WG51828,2.0/800uL	5-AUG-15 02:03:13
17	MP51_140K	10	17	L23367-11,WI3,	4,WG51828,2.0/800uL	5-AUG-15 02:37:23
18	MP51_140K	11	18	L23368-5,WI3,	4,WG51828,2.0/800uL	5-AUG-15 03:11:29
19	MP51_140K	12	19	L23367-18,NI,	20,WG51828,2.0/400uL	5-AUG-15 03:45:35
20	MP51_140K	13	20	L23367-17,NI,	20,WG51828,2.0/400uL	5-AUG-15 04:19:41
21	MP51_140K	14	21	L23368-4,NI,	20,WG51828,2.0/400uL	5-AUG-15 04:53:48
22	MP51_140K	15	22	L23368-3,NI,	20,WG51828,2.0/400uL	5-AUG-15 05:27:54
23	MP51_140K	16	23	MP004E-CAL,,/03	1,,2.0uL CS-5/Cal	5-AUG-15 06:02:01
24	MP51_140L	1	24	MP004E-CAL	1,,2.0uL CS-5/Cal	5-AUG-15 09:41:04

www.axysanalytical.com

Run: mp51_140j» Analyte: MP-DB17-C» Cal: MP51_140J» Results: mp51_140j-a Version: V3.6 6-JAN-2000 17:51:42

Name	Mean RRF	S. D.	%RSD	P51_140K S1 RRF#1	SD	P51_140K S2 RRF#2	SD	P51_140J S5 RRF#3	SD	P51_140K S3 RRF#4	SD	P51_140J S3 RRF#5	SD
1-OH-Naphthalene	1.1112	0.037	3.31 %	1.09	-0.6	1.11	-0.1	1.05	-1.8	1.08	-0.7	1.14	0.9
1-OH-Pyrene	0.9538	0.035	3.63 %	0.95	0.0	0.96	0.1	0.88	-2.1	0.97	0.5	0.93	-0.7
3-OH-Chrysene	0.7480	0.093	12.46 %	0.93	1.9	0.79	0.5	0.79	0.5	0.76	0.1	0.70	-0.5
3-OH-Benz[a]anthracene	0.9183	0.121	13.18 %	0.77	-1.2	0.83	-0.7	0.95	0.2	0.90	-0.2	0.93	0.1
7,8-OH-Benzo[a]pyrene-C	Div0	*	* %	*	*	*	*	*	*	*	*	*	*
7,8-OH-Benzo[a]pyrene-T	Div0	*	* %	*	*	*	*	*	*	*	*	*	*
7,8-OH-Benzo[a]pyrene-3	Div0	*	* %	*	*	*	*	*	*	*	*	*	*
9-OH-Benzo[a]pyrene	0.4705	0.102	21.76 %	0.35	-1.2	0.39	-0.8	0.50	0.3	0.44	-0.3	0.46	-0.1
3-OH-Benzo[a]pyrene	0.5834	0.038	6.60 %	0.60	0.4	0.51	-1.9	0.59	0.1	0.61	0.6	0.58	-0.2
7,8-OH-Benzo[a]pyrene-4	Div0	*	* %	*	*	*	*	*	*	*	*	*	*
13C6-1-OH-Naphthalene	1.2952	0.087	6.70 %	1.45	1.8	1.28	-0.2	1.24	-0.7	1.35	0.6	1.15	-1.7
13C6-1-OH-Pyrene	1.7032	0.141	8.29 %	1.75	0.3	1.72	0.1	1.56	-1.0	1.77	0.5	1.42	-2.0
13C6-1-OH-BAA	2.6043	0.148	5.67 %	2.66	0.4	2.56	-0.3	2.51	-0.6	2.68	0.5	2.29	-2.1
13C6-3-OH-Chrysene	2.6576	0.135	5.08 %	2.60	-0.4	2.64	-0.2	2.60	-0.4	2.74	0.6	2.39	-2.0
D11-3-OH-Benzo[a]pyrene	1.6288	0.158	9.69 %	1.44	-1.2	1.62	-0.1	1.62	-0.1	1.59	-0.3	1.41	-1.4
13C-CL4-OH-PCB-79	0.1800	0.016	8.98 %	0.16	-1.5	0.17	-0.8	0.17	-0.9	0.18	0.2	0.18	-0.1
13C-CL4-PCB-79	Div0	*	* %	Div0	*	Div0	*	Div0	*	Div0	*	Div0	*
13C-CL4-PCB-81	-	-	- %	-	-	-	-	-	-	-	-	-	-
Fn1 Lock	-	-	- %	-	-	-	-	-	-	-	-	-	-
Fn2 Lock	-	-	- %	-	-	-	-	-	-	-	-	-	-
Fn3 Lock	-	-	- %	-	-	-	-	-	-	-	-	-	-
Fn4 Lock	-	-	- %	-	-	-	-	-	-	-	-	-	-
Fn4 Lock	-	-	- %	-	-	-	-	-	-	-	-	-	-
Fn5 Lock	-	-	- %	-	-	-	-	-	-	-	-	-	-
Fn6 Lock	-	-	- %	-	-	-	-	-	-	-	-	-	-

PV AS 8-AUG-2015

SV MW
10-Aug-2015

www.axysanalytical.com

Run #1 Filename MP51_140K S: 1 I: 1 Acquired: 4-AUG-15 21:30:18 Processed: 5-AUG-15 18:13:41
Run: mp51_140j-a Analyte: MP-DB17-C06 Cal: MP51_140J-8A Results: mp51_140j-a Version: V3.6 6-JAN-2000 17:51:42
Sample text: MP004A-CAL,,/03 Comments: 1,,2.0uL CS-1/SENS F1: 0.05 F2: 1.00

	Typ	Name	Amount	Resp	RA		RT	RF	RRF		Modified?
1	Unk	1-OH-Naphthalene	206.00	3.31e+08	1.26	n	8:08	-	1.0879	y	n
2	Unk	1-OH-Pyrene	206.00	3.48e+08	5.00	n	20:47	-	0.9529	y	n
3	Unk	3-OH-Chrysene	0.26	6.29e+05	2.18	n	23:03	-	0.9284	y	y
4	Unk	3-OH-Benz[a]anthracene	0.25	5.29e+05	3.00	n	23:14	-	0.7740	y	y
5	Unk	7,8-OH-Benzo[a]pyrene-C	0.25	*	*	n	NotF»	-	*	n	n
6	Unk	7,8-OH-Benzo[a]pyrene-T	0.25	*	*	n	NotF»	-	*	n	n
7	Unk	7,8-OH-Benzo[a]pyrene-3	0.51	*	*	n	NotF»	-	*	n	n
8	Unk	9-OH-Benzo[a]pyrene	0.26	2.38e+05	8.00	n	26:29	-	0.3504	y	y
9	Unk	3-OH-Benzo[a]pyrene	0.26	2.29e+05	6.03	n	26:45	-	0.5998	y	y
10	Unk	7,8-OH-Benzo[a]pyrene-4	0.51	*	*	n	NotF»	-	*	n	n
11	IS	13C6-1-OH-Naphthalene	250.00	3.69e+08	1.18	n	8:08	-	1.4517	y	n
12	IS	13C6-1-OH-Pyrene	250.00	4.44e+08	4.99	n	20:47	-	1.7466	y	n
13	IS	13C6-1-OH-BAA	252.00	6.80e+08	3.56	n	22:31	-	2.6564	y	n
14	IS	13C6-3-OH-Chrysene	252.50	6.68e+08	2.96	n	23:03	-	2.6047	y	n
15	IS	D11-3-OH-Benzo[a]pyrene	248.80	3.63e+08	10.29	n	26:39	-	1.4355	y	n
16	IS	13C-CL4-OH-PCB-79	50.00	7.95e+06	0.78	y	20:06	-	0.1565	y	n
17	IS	13C-CL4-PCB-79	0.00	*	*	n	NotF»	-	Div0	n	n
18	RS	13C-CL4-PCB-81	50.00	5.08e+07	0.77	y	16:26	1.02e+06	-	n	n
19	Tot	Fn1 Lock	0.00	-			-	-	-	n	n
20	Tot	Fn2 Lock	0.00	-			-	-	-	n	n
21	Tot	Fn3 Lock	0.00	-			-	-	-	n	n
22	Tot	Fn4 Lock	0.00	-			-	-	-	n	n
23	Tot	Fn4 Lock	0.00	-			-	-	-	n	n
24	Tot	Fn5 Lock	0.00	-			-	-	-	n	n
25	Tot	Fn6 Lock	0.00	-			-	-	-	n	n

PV AS 8-AUG-2015

SV by MW
10-Aug-2015

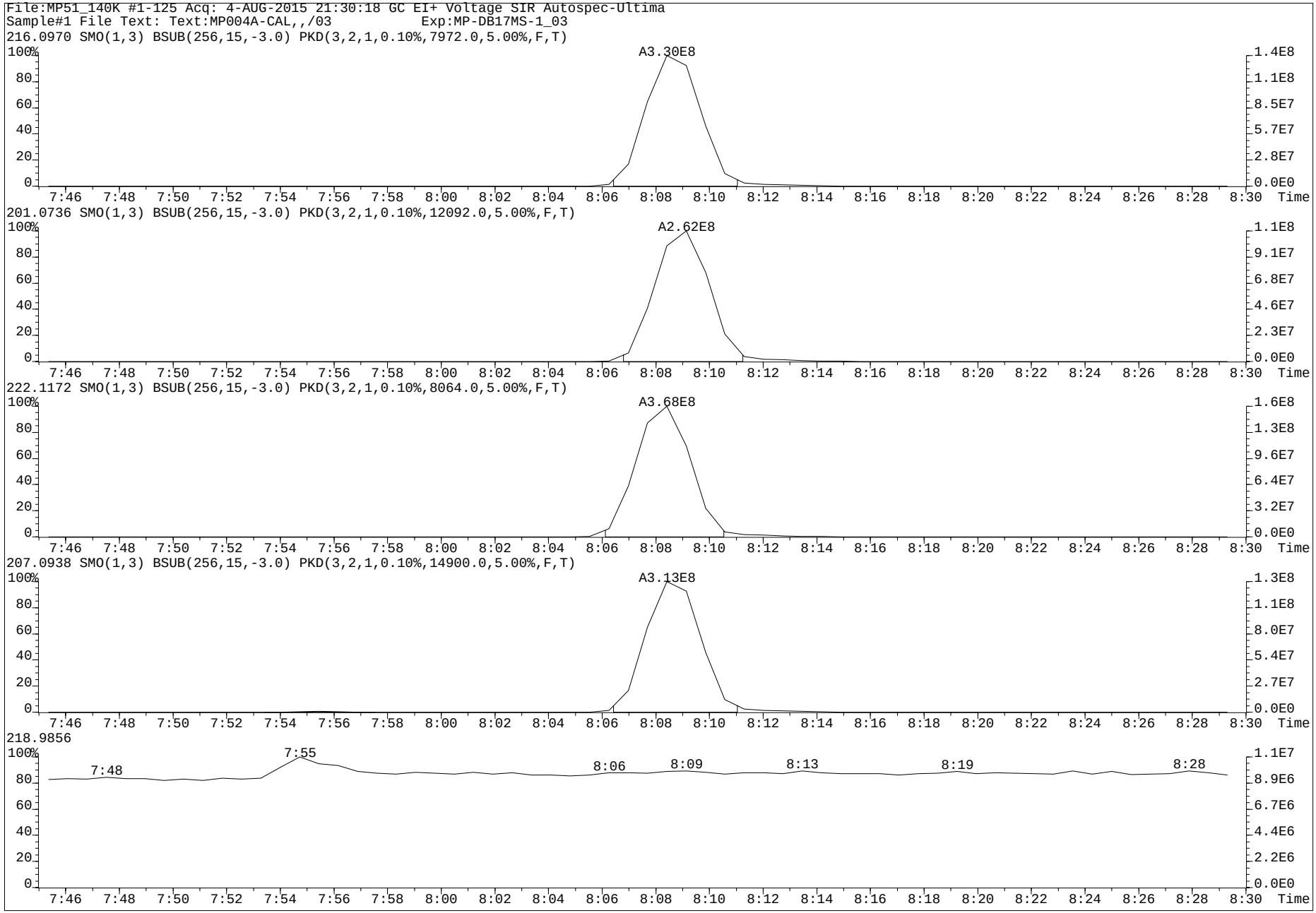
File:MP51_140K #1-125 Acq: 4-AUG-2015 21:30:18 GC EI+ Voltage SIR Autospec-Ultima
Sample#1 File Text: Text:MP004A-CAL,,/03 Exp:MP-DB17MS-1_03
216.0970 SMO(1,3) BSUB(256,15,-3.0) PKD(3,2,1,0.10%,7972.0,5.00%,F,T)
A3.30E8
201.0736 SMO(1,3) BSUB(256,15,-3.0) PKD(3,2,1,0.10%,12092.0,5.00%,F,T)
A2.62E8
222.1172 SMO(1,3) BSUB(256,15,-3.0) PKD(3,2,1,0.10%,8064.0,5.00%,F,T)
A3.68E8
207.0938 SMO(1,3) BSUB(256,15,-3.0) PKD(3,2,1,0.10%,14900.0,5.00%,F,T)
A3.13E8
218.9856
7:48
7:55
8:06
8:09
8:13
8:19
8:28
Time

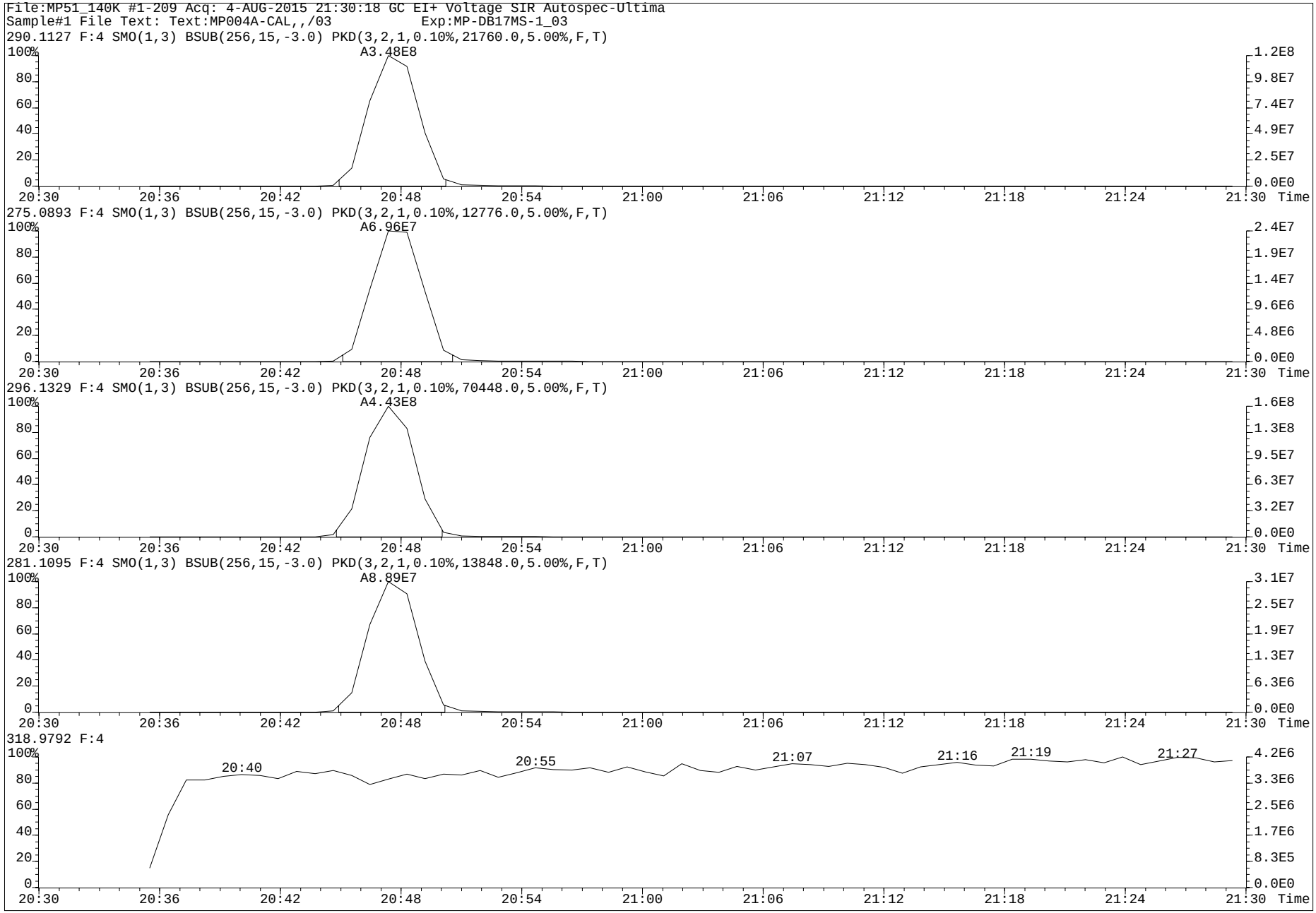
File:MP51_140K #1-209 Acq: 4-AUG-2015 21:30:18 GC EI+ Voltage SIR Autospec-Ultima
Sample#1 File Text: Text:MP004A-CAL,,/03 Exp:MP-DB17MS-1_03
290.1127 F:4 SMO(1,3) BSUB(256,15,-3.0) PKD(3,2,1,0.10%,21760.0,5.00%,F,T)
A3.48E8
275.0893 F:4 SMO(1,3) BSUB(256,15,-3.0) PKD(3,2,1,0.10%,12776.0,5.00%,F,T)
A6.96E7
296.1329 F:4 SMO(1,3) BSUB(256,15,-3.0) PKD(3,2,1,0.10%,70448.0,5.00%,F,T)
A4.43E8
281.1095 F:4 SMO(1,3) BSUB(256,15,-3.0) PKD(3,2,1,0.10%,13848.0,5.00%,F,T)
A8.89E7
318.9792 F:4
20:40
20:55
21:07
21:16
21:19
21:27
20:30 20:36 20:42 20:48 20:54 21:00 21:06 21:12 21:18 21:24 21:30 Time

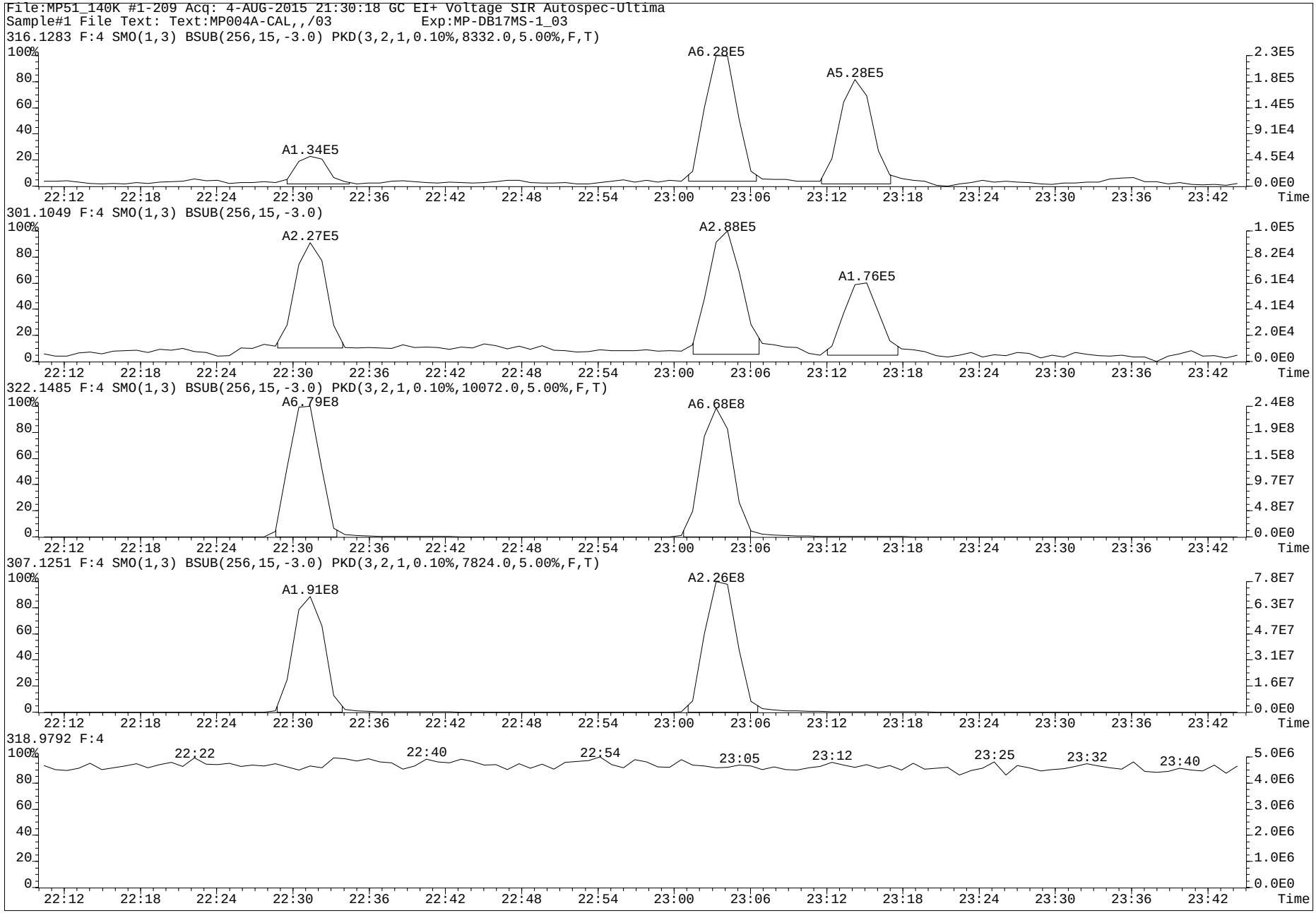
File:MP51_140K #1-209 Acq: 4-AUG-2015 21:30:18 GC EI+ Voltage SIR Autospec-Ultima
Sample#1 File Text: Text:MP004A-CAL,,/03 Exp:MP-DB17MS-1_03
316.1283 F:4 SMO(1,3) BSUB(256,15,-3.0) PKD(3,2,1,0.10%,8332.0,5.00%,F,T)
A6.28E5
A5.28E5
A1.34E5
301.1049 F:4 SMO(1,3) BSUB(256,15,-3.0)
A2.27E5
A2.88E5
A1.76E5
322.1485 F:4 SMO(1,3) BSUB(256,15,-3.0) PKD(3,2,1,0.10%,10072.0,5.00%,F,T)
A6.79E8
A6.68E8
307.1251 F:4 SMO(1,3) BSUB(256,15,-3.0) PKD(3,2,1,0.10%,7824.0,5.00%,F,T)
A1.91E8
A2.26E8
318.9792 F:4
22:22
22:40
22:54
23:05
23:12
23:25
23:32
23:40
Time

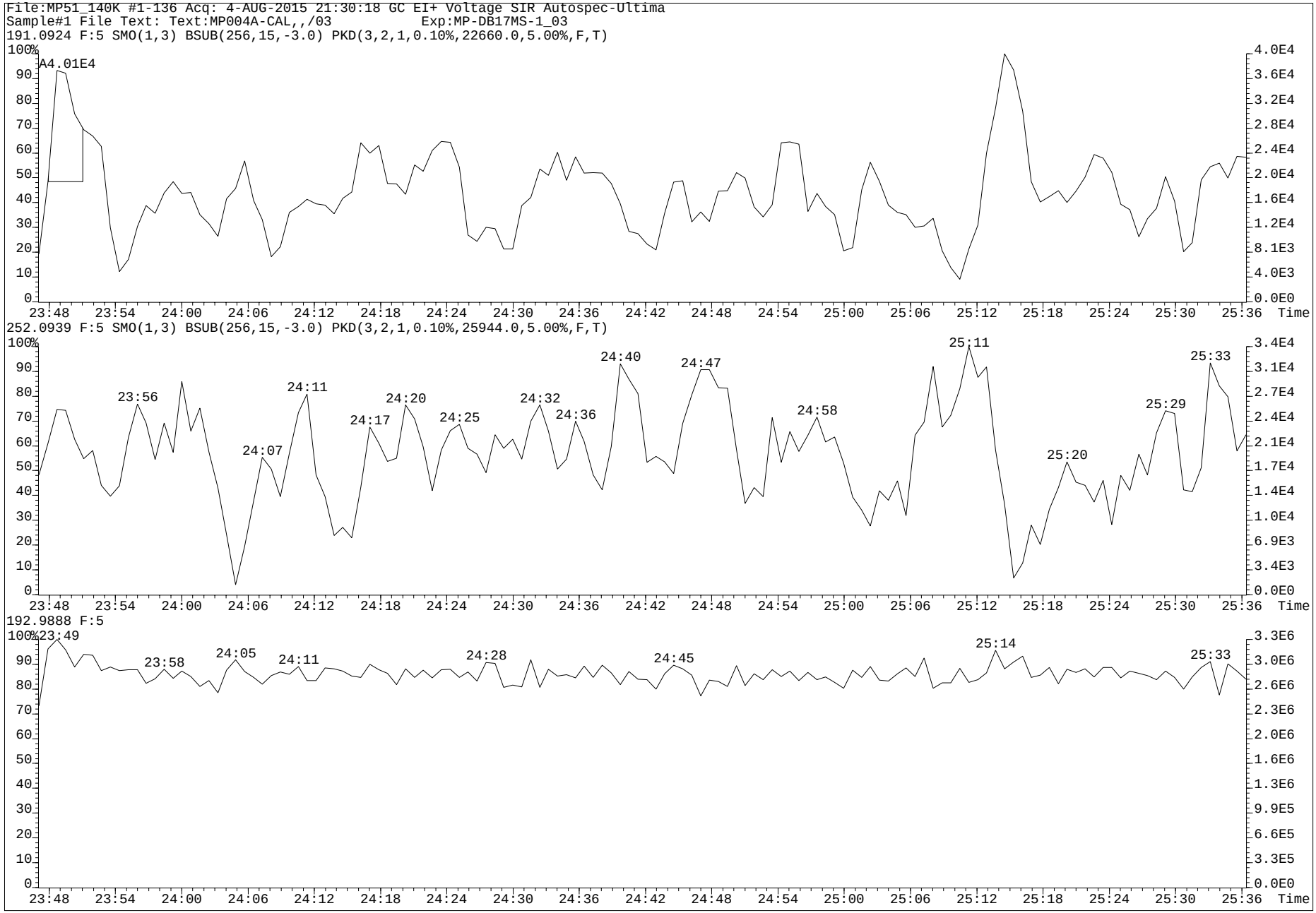
File:MP51_140K #1-136 Acq: 4-AUG-2015 21:30:18 GC EI+ Voltage SIR Autospec-Ultima
Sample#1 File Text: Text:MP004A-CAL,,/03 Exp:MP-DB17MS-1_03
191.0924 F:5 SMO(1,3) BSUB(256,15,-3.0) PKD(3,2,1,0.10%,22660.0,5.00%,F,T)
A4.01E4
252.0939 F:5 SMO(1,3) BSUB(256,15,-3.0) PKD(3,2,1,0.10%,25944.0,5.00%,F,T)
23:56
24:07
24:11
24:17
24:20
24:25
24:32
24:36
24:40
24:47
24:58
25:11
25:20
25:29
25:33
192.9888 F:5
23:49
23:58
24:05
24:11
24:28
24:45
25:14
25:33
Time

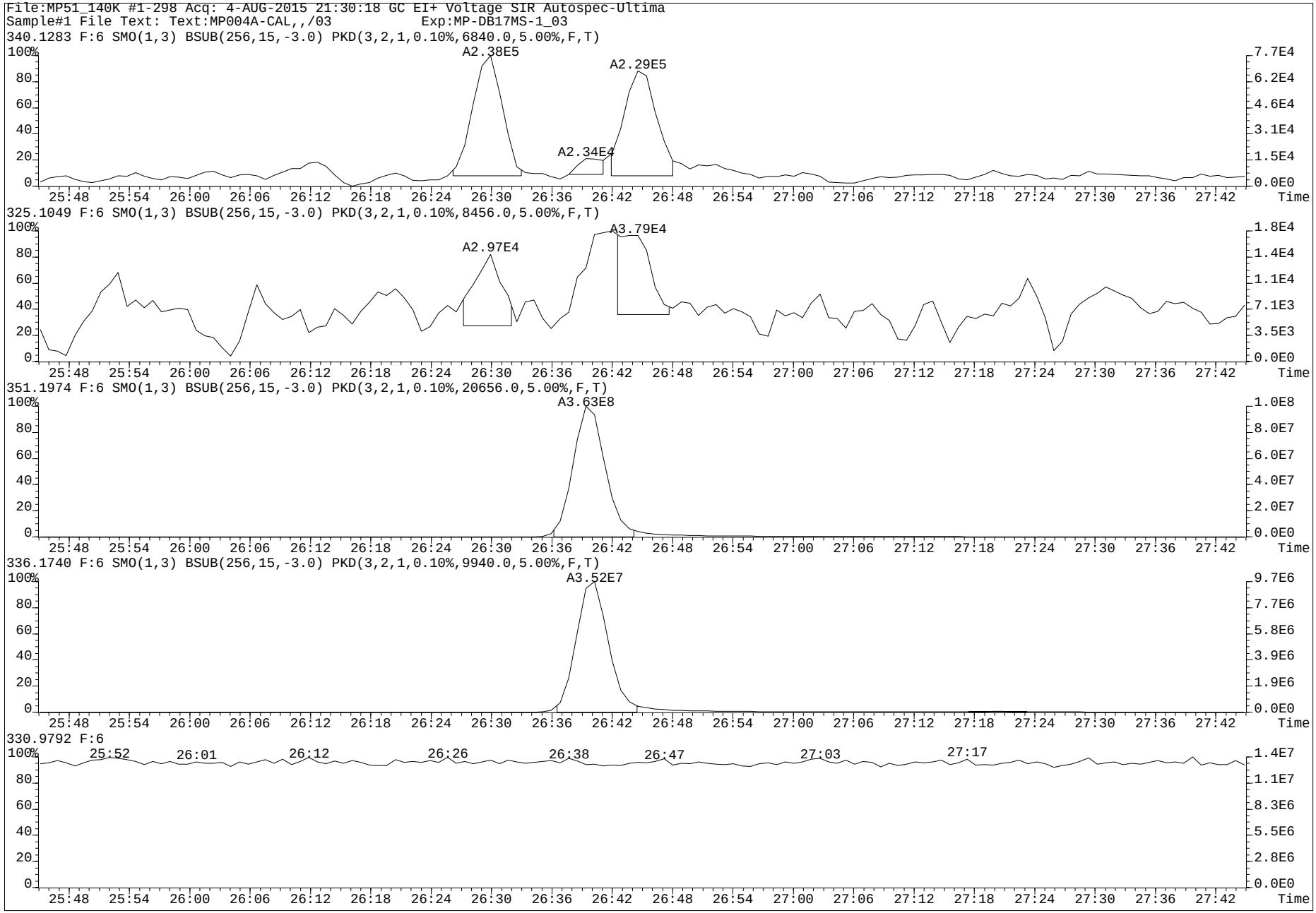
File:MP51_140K #1-298 Acq: 4-AUG-2015 21:30:18 GC EI+ Voltage SIR Autospec-Ultima
Sample#1 File Text: Text:MP004A-CAL,,/03 Exp:MP-DB17MS-1_03
340.1283 F:6 SMO(1,3) BSUB(256,15,-3.0) PKD(3,2,1,0.10%,6840.0,5.00%,F,T)
A2.38E5
A2.29E5
A2.34E4
325.1049 F:6 SMO(1,3) BSUB(256,15,-3.0) PKD(3,2,1,0.10%,8456.0,5.00%,F,T)
A3.79E4
A2.97E4
351.1974 F:6 SMO(1,3) BSUB(256,15,-3.0) PKD(3,2,1,0.10%,20656.0,5.00%,F,T)
A3.63E8
336.1740 F:6 SMO(1,3) BSUB(256,15,-3.0) PKD(3,2,1,0.10%,9940.0,5.00%,F,T)
A3.52E7
330.9792 F:6
25:52
26:01
26:12
26:26
26:38
26:47
27:03
27:17
Time

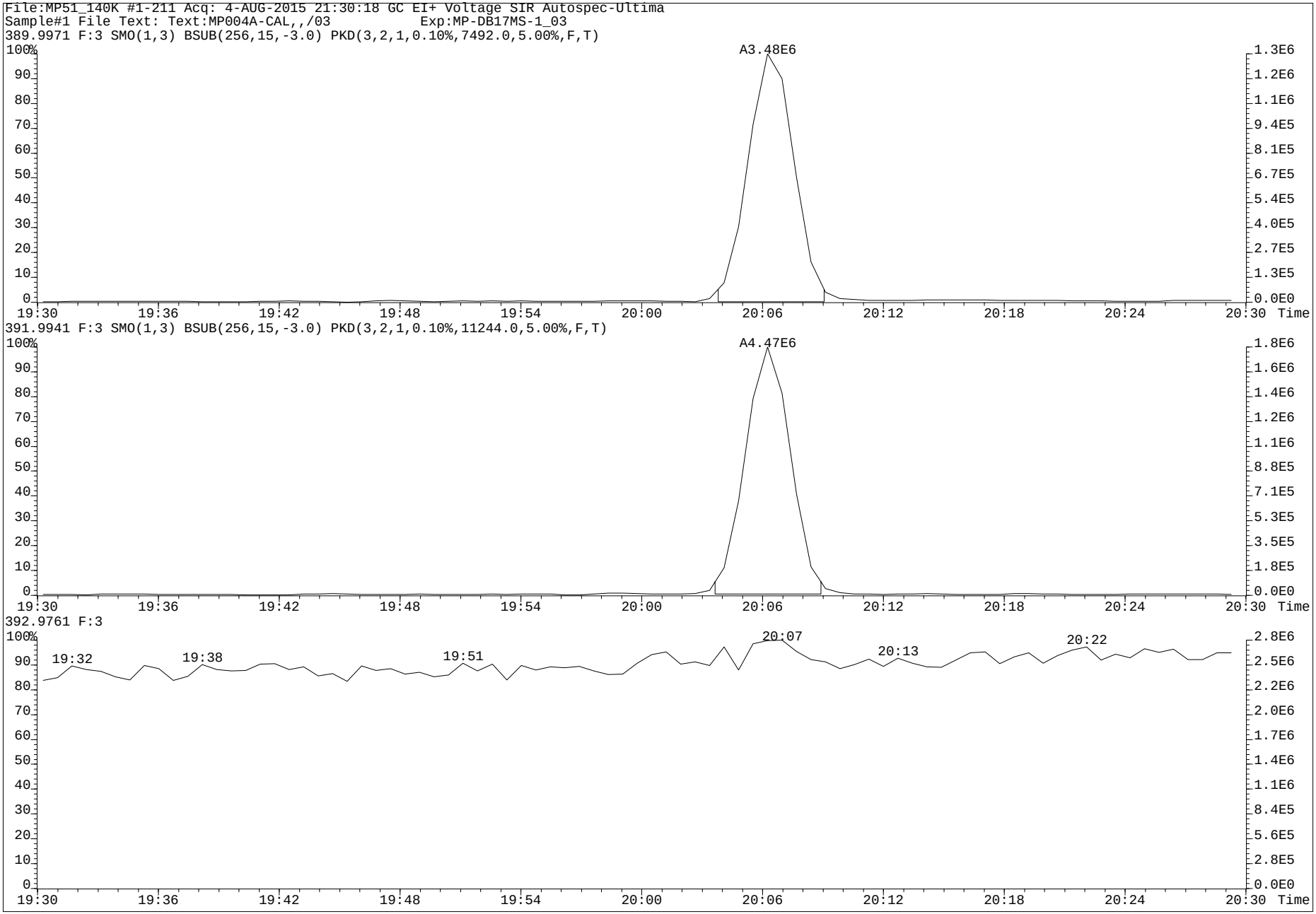
File:MP51_140K #1-211 Acq: 4-AUG-2015 21:30:18 GC EI+ Voltage SIR Autospec-Ultima
Sample#1 File Text: Text:MP004A-CAL,,/03 Exp:MP-DB17MS-1_03
389.9971 F:3 SMO(1,3) BSUB(256,15,-3.0) PKD(3,2,1,0.10%,7492.0,5.00%,F,T)
A3.48E6
391.9941 F:3 SMO(1,3) BSUB(256,15,-3.0) PKD(3,2,1,0.10%,11244.0,5.00%,F,T)
A4.47E6
392.9761 F:3
19:32
19:38
19:51
20:07
20:13
20:22
Time

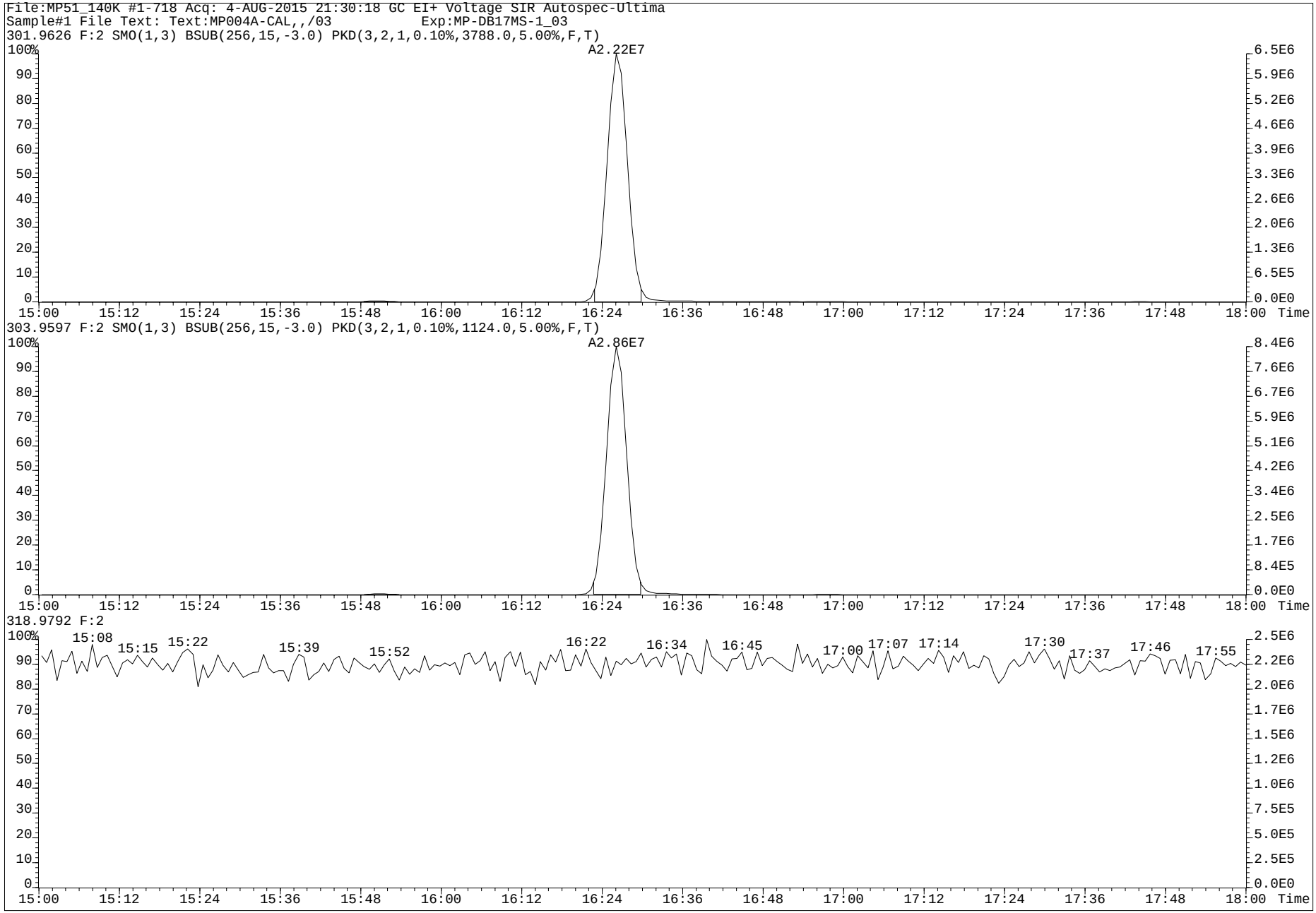
File:MP51_140K #1-718 Acq: 4-AUG-2015 21:30:18 GC EI+ Voltage SIR Autospec-Ultima
Sample#1 File Text: Text:MP004A-CAL,,/03 Exp:MP-DB17MS-1_03
301.9626 F:2 SMO(1,3) BSUB(256,15,-3.0) PKD(3,2,1,0.10%,3788.0,5.00%,F,T)
A2.22E7
303.9597 F:2 SMO(1,3) BSUB(256,15,-3.0) PKD(3,2,1,0.10%,1124.0,5.00%,F,T)
A2.86E7
318.9792 F:2
15:08
15:15
15:22
15:39
15:52
16:22
16:34
16:45
17:00
17:07
17:14
17:30
17:37
17:46
17:55
Time

www.axysanalytical.com

Run #2 Filename MP51_140K S: 2 I: 1 Acquired: 4-AUG-15 22:04:22 Processed: 5-AUG-15 18:13:43
Run: mp51_140j-a Analyte: MP-DB17-C06 Cal: MP51_140J-8A Results: mp51_140j-a Version: V3.6 6-JAN-2000 17:51:42
Sample text: MP004B-CAL,,/03 Comments: 1,,2.0uL CS-2 F1: 0.10 F2: 1.00

	Typ	Name	Amount	Resp	RA		RT	RF	RRF		Modified?	
1	Unk	1-OH-Naphthalene	206.00	3.73e+08	1.26	n	8:09	-	1.1087	y	n	
2	Unk	1-OH-Pyrene	206.00	4.34e+08	5.07	n	20:47	-	0.9581	y	n	
3	Unk	3-OH-Chrysene	0.51	1.36e+06	2.46	n	23:03	-	0.7903	y	n	
4	Unk	3-OH-Benz[a]anthracene	0.51	1.37e+06	2.98	n	23:14	-	0.8325	y	n	
5	Unk	7,8-OH-Benzo[a]pyrene-C	0.51	*	*	n	NotF»	-	*	n	n	
6	Unk	7,8-OH-Benzo[a]pyrene-T	0.51	*	*	n	NotF»	-	*	n	n	
7	Unk	7,8-OH-Benzo[a]pyrene-3	1.01	*	*	n	NotF»	-	*	n	n	
8	Unk	9-OH-Benzo[a]pyrene	0.51	6.67e+05	9.12	n	26:29	-	0.3865	y	y	
9	Unk	3-OH-Benzo[a]pyrene	0.52	5.51e+05	6.22	n	26:44	-	0.5105	y	y	
10	Unk	7,8-OH-Benzo[a]pyrene-4	1.01	*	*	n	NotF»	-	*	n	n	
11	IS	13C6-1-OH-Naphthalene	250.00	4.09e+08	1.16	n	8:08	-	1.2807	y	n	
12	IS	13C6-1-OH-Pyrene	250.00	5.49e+08	5.03	n	20:47	-	1.7212	y	n	
13	IS	13C6-1-OH-BAA	252.00	8.23e+08	3.61	n	22:31	-	2.5572	y	n	
14	IS	13C6-3-OH-Chrysene	252.50	8.49e+08	2.98	n	23:03	-	2.6354	y	n	
15	IS	D11-3-OH-Benzo[a]pyrene	248.80	5.13e+08	10.29	n	26:39	-	1.6165	y	n	
16	IS	13C-CL4-OH-PCB-79	50.00	1.06e+07	0.75	y	20:06	-	0.1666	y	n	
17	IS	13C-CL4-PCB-79	0.00	*	*	n	NotF»	-	Div0	n	n	
18	RS	13C-CL4-PCB-81	50.00	6.38e+07	0.79	y	16:26	1.28e+06	-	n	n	
19	Tot	Fn1 Lock	0.00	-			-	-	-	n	n	
20	Tot	Fn2 Lock	0.00	-			-	-	-	n	n	
21	Tot	Fn3 Lock	0.00	-			-	-	-	n	n	
22	Tot	Fn4 Lock	0.00	-			-	-	-	n	n	
23	Tot	Fn4 Lock	0.00	-			-	-	-	n	n	
24	Tot	Fn5 Lock	0.00	-			-	-	-	n	n	
25	Tot	Fn6 Lock	0.00	-			-	-	-	n	n	

PV AS 8-AUG-2015

SV hy mw
10-Aug-2015

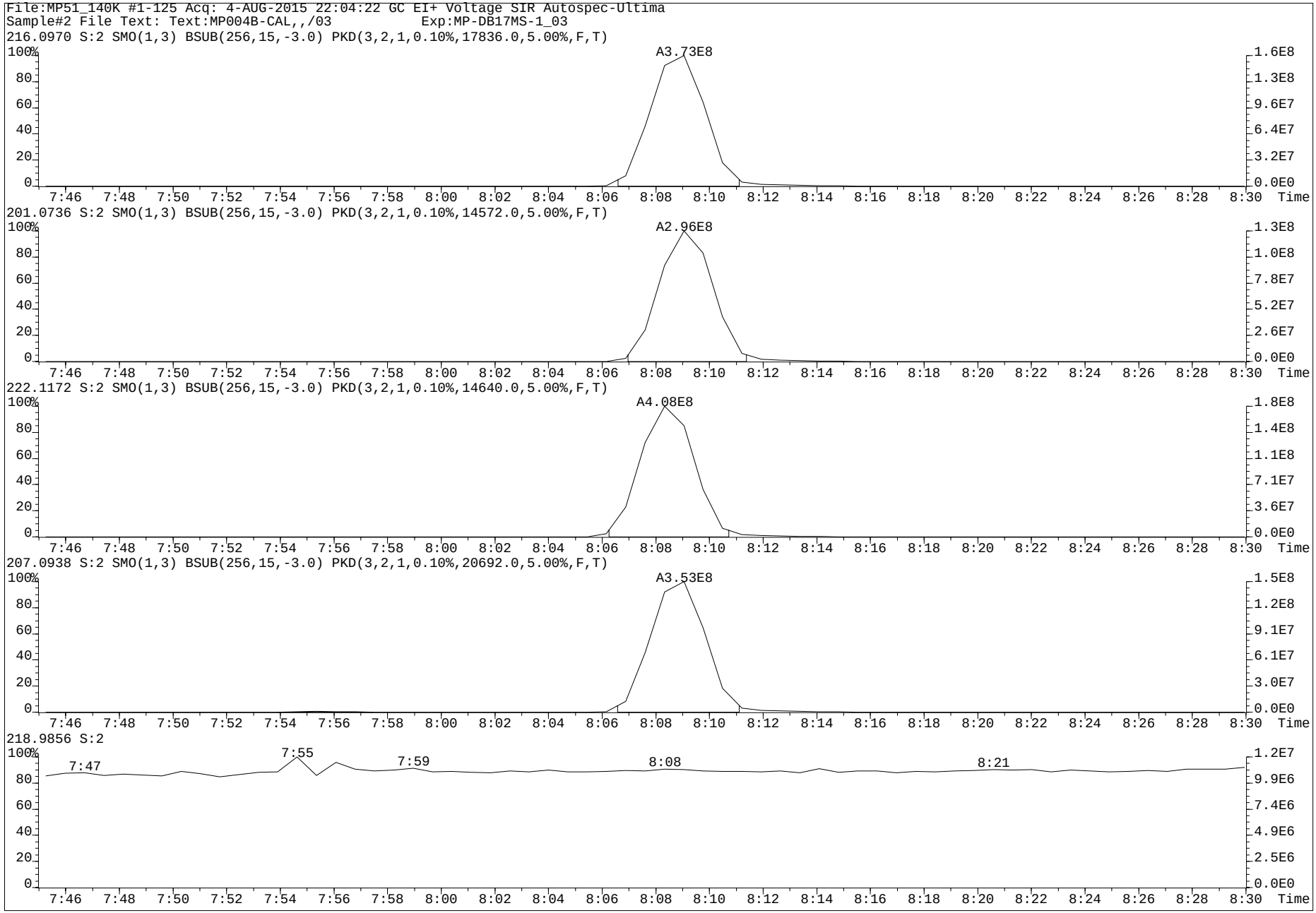
File:MP51_140K #1-125 Acq: 4-AUG-2015 22:04:22 GC EI+ Voltage SIR Autospec-Ultima
Sample#2 File Text: Text:MP004B-CAL,,/03 Exp:MP-DB17MS-1_03
216.0970 S:2 SMO(1,3) BSUB(256,15,-3.0) PKD(3,2,1,0.10%,17836.0,5.00%,F,T)
A3.73E8
201.0736 S:2 SMO(1,3) BSUB(256,15,-3.0) PKD(3,2,1,0.10%,14572.0,5.00%,F,T)
A2.96E8
222.1172 S:2 SMO(1,3) BSUB(256,15,-3.0) PKD(3,2,1,0.10%,14640.0,5.00%,F,T)
A4.08E8
207.0938 S:2 SMO(1,3) BSUB(256,15,-3.0) PKD(3,2,1,0.10%,20692.0,5.00%,F,T)
A3.53E8
218.9856 S:2
7:47
7:55
7:59
8:08
8:21
Time

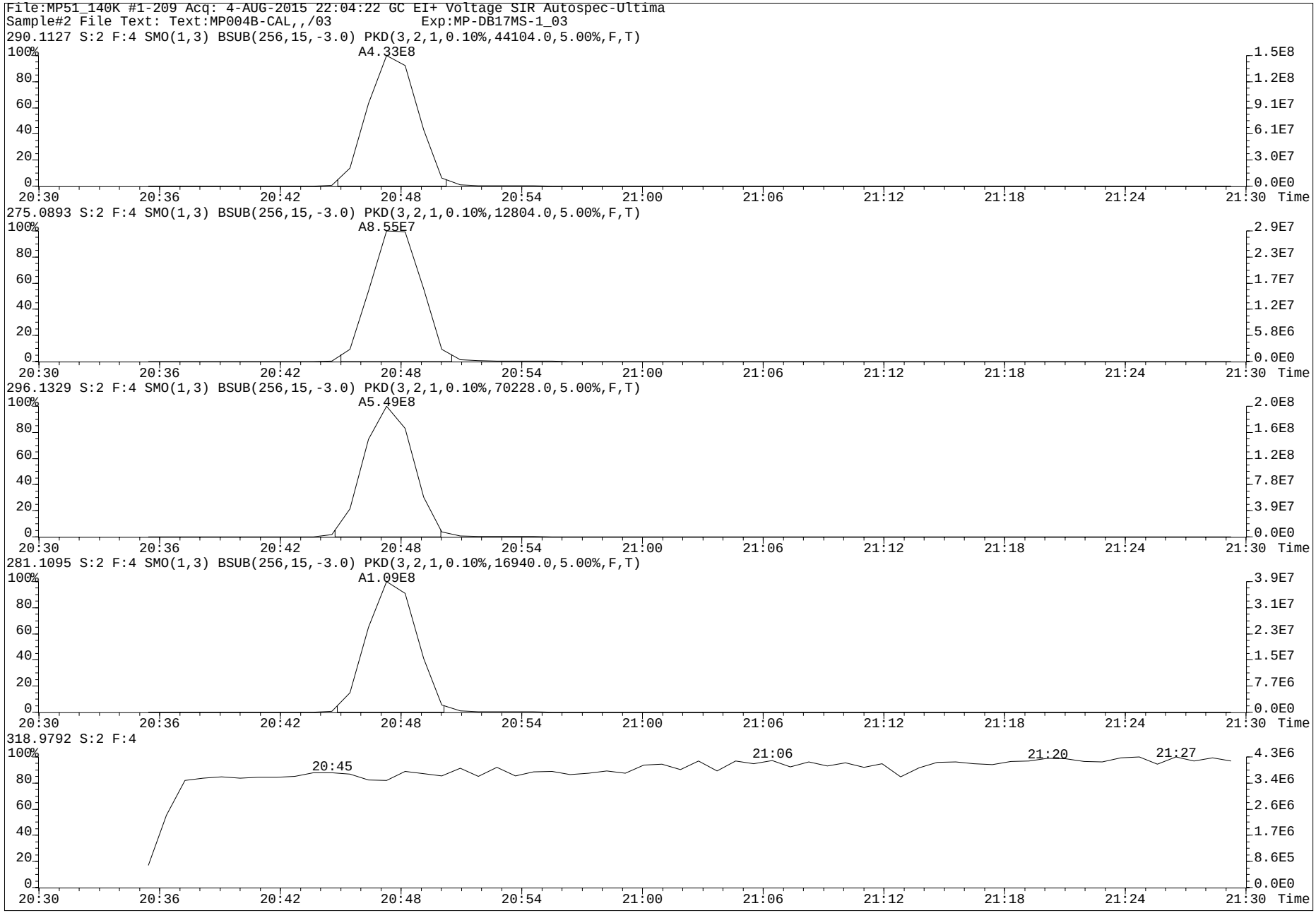
File:MP51_140K #1-209 Acq: 4-AUG-2015 22:04:22 GC EI+ Voltage SIR Autospec-Ultima
Sample#2 File Text: Text:MP004B-CAL,,/03 Exp:MP-DB17MS-1_03
290.1127 S:2 F:4 SMO(1,3) BSUB(256,15,-3.0) PKD(3,2,1,0.10%,44104.0,5.00%,F,T)
A4.33E8
275.0893 S:2 F:4 SMO(1,3) BSUB(256,15,-3.0) PKD(3,2,1,0.10%,12804.0,5.00%,F,T)
A8.55E7
296.1329 S:2 F:4 SMO(1,3) BSUB(256,15,-3.0) PKD(3,2,1,0.10%,70228.0,5.00%,F,T)
A5.49E8
281.1095 S:2 F:4 SMO(1,3) BSUB(256,15,-3.0) PKD(3,2,1,0.10%,16940.0,5.00%,F,T)
A1.09E8
318.9792 S:2 F:4
20:45
21:06
21:20
21:27
Time

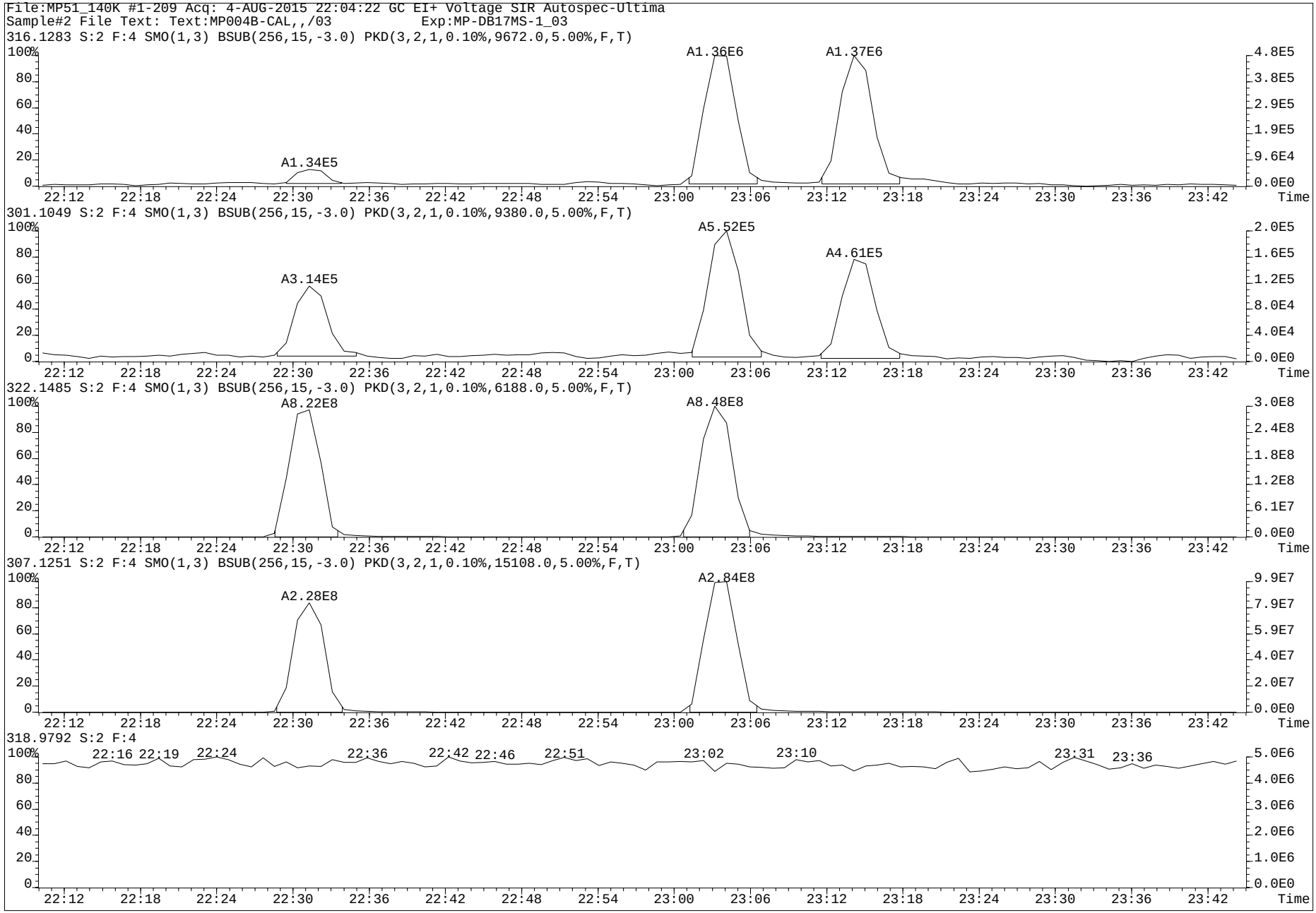
File:MP51_140K #1-209 Acq: 4-AUG-2015 22:04:22 GC EI+ Voltage SIR Autospec-Ultima
Sample#2 File Text: Text:MP004B-CAL,,/03 Exp:MP-DB17MS-1_03
316.1283 S:2 F:4 SMO(1,3) BSUB(256,15,-3.0) PKD(3,2,1,0.10%,9672.0,5.00%,F,T)
A1.34E5
A1.36E6
A1.37E6
301.1049 S:2 F:4 SMO(1,3) BSUB(256,15,-3.0) PKD(3,2,1,0.10%,9380.0,5.00%,F,T)
A3.14E5
A5.52E5
A4.61E5
322.1485 S:2 F:4 SMO(1,3) BSUB(256,15,-3.0) PKD(3,2,1,0.10%,6188.0,5.00%,F,T)
A8.22E8
A8.48E8
307.1251 S:2 F:4 SMO(1,3) BSUB(256,15,-3.0) PKD(3,2,1,0.10%,15108.0,5.00%,F,T)
A2.28E8
A2.84E8
318.9792 S:2 F:4
22:16 22:19 22:24 22:36 22:42 22:46 22:51 23:02 23:10 23:31 23:36
Time

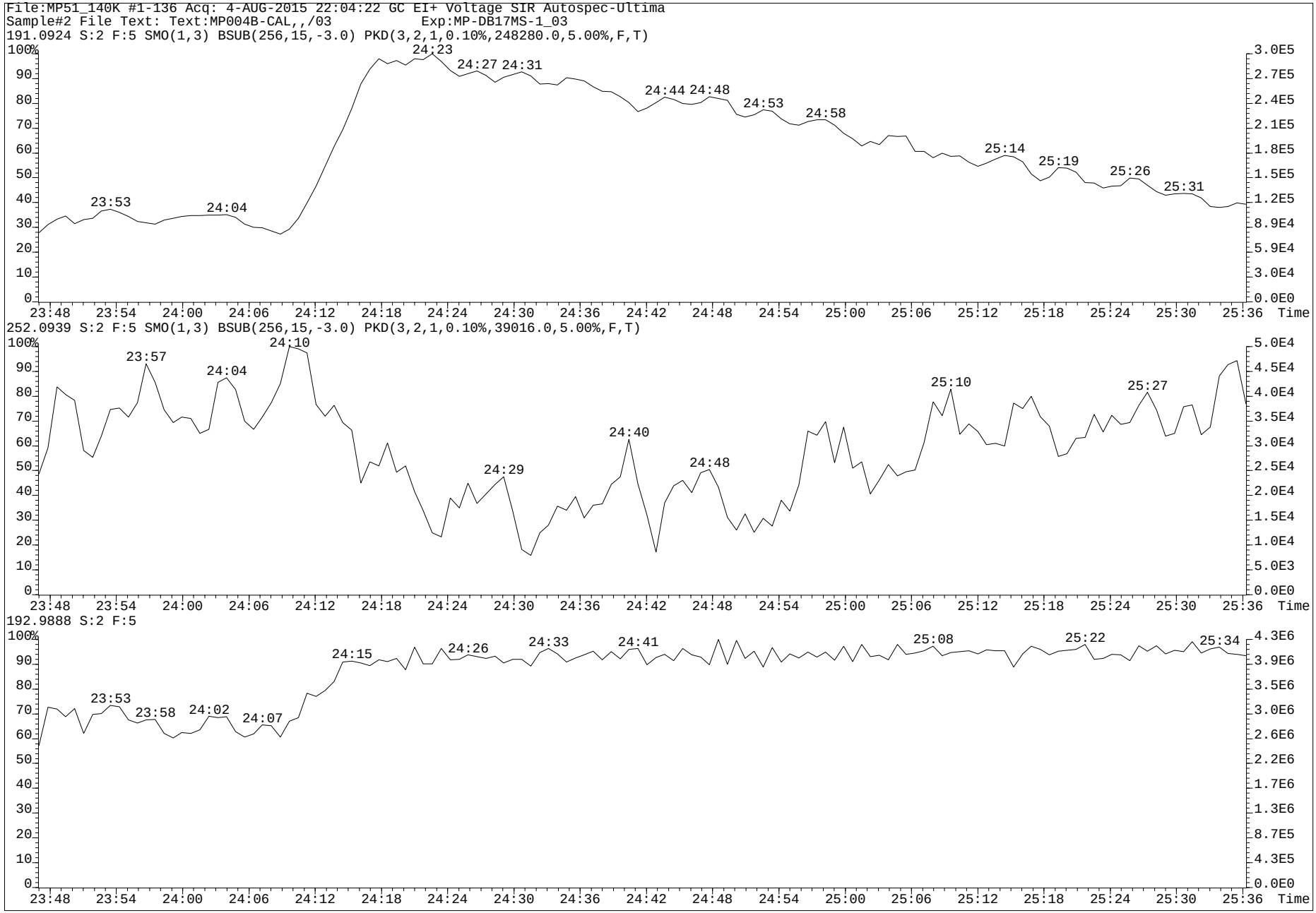
File:MP51_140K #1-136 Acq: 4-AUG-2015 22:04:22 GC EI+ Voltage SIR Autospec-Ultima
Sample#2 File Text: Text:MP004B-CAL,,/03 Exp:MP-DB17MS-1_03
191.0924 S:2 F:5 SMO(1,3) BSUB(256,15,-3.0) PKD(3,2,1,0.10%,248280.0,5.00%,F,T)
23:53
24:04
24:23
24:27
24:31
24:44
24:48
24:53
24:58
25:14
25:19
25:26
25:31
252.0939 S:2 F:5 SMO(1,3) BSUB(256,15,-3.0) PKD(3,2,1,0.10%,39016.0,5.00%,F,T)
23:57
24:04
24:10
24:29
24:40
24:48
25:10
25:27
192.9888 S:2 F:5
23:53
23:58
24:02
24:07
24:15
24:26
24:33
24:41
25:08
25:22
25:34
Time

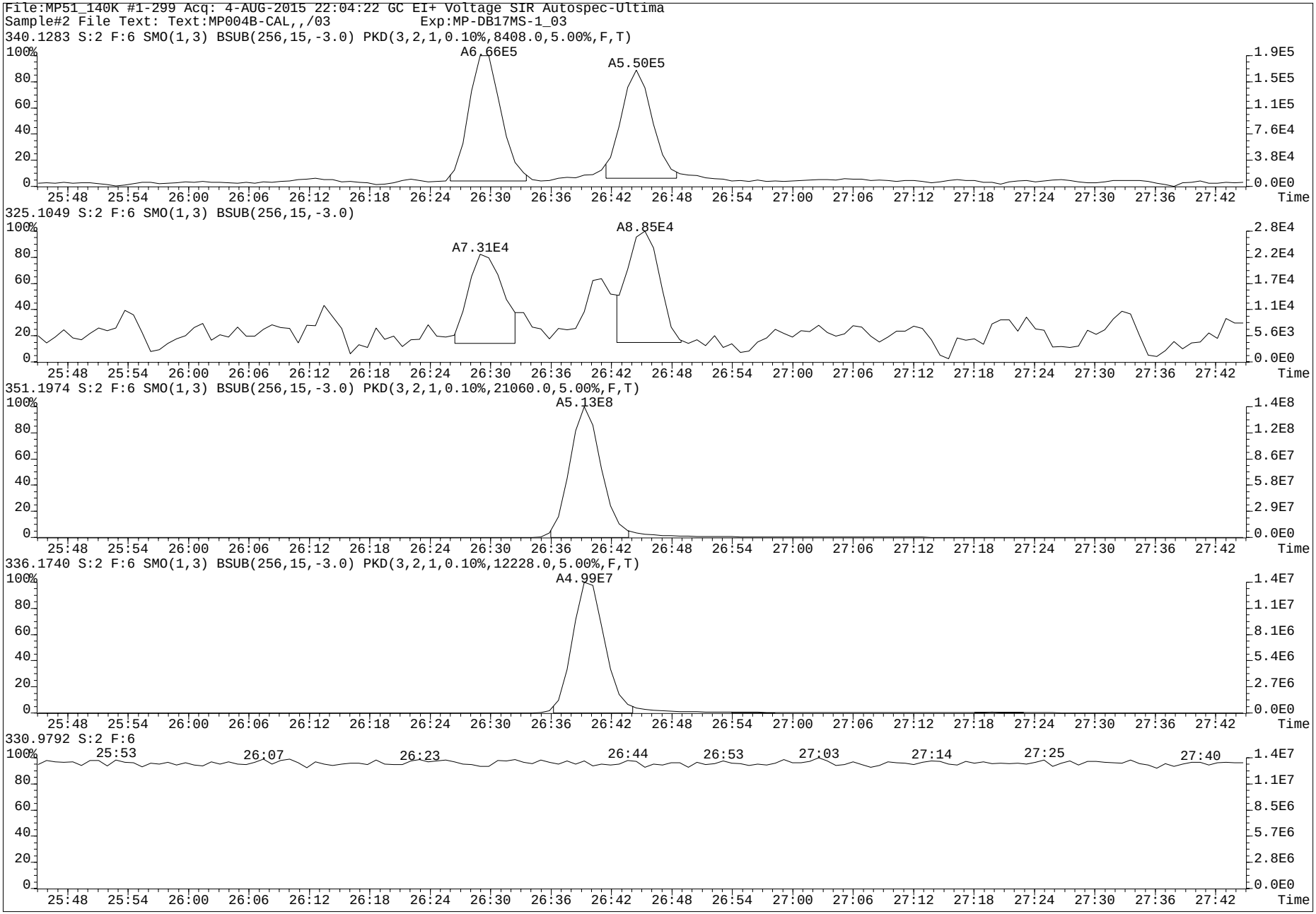
File:MP51_140K #1-299 Acq: 4-AUG-2015 22:04:22 GC EI+ Voltage SIR Autospec-Ultima
Sample#2 File Text: Text:MP004B-CAL,,/03 Exp:MP-DB17MS-1_03
340.1283 S:2 F:6 SMO(1,3) BSUB(256,15,-3.0) PKD(3,2,1,0.10%,8408.0,5.00%,F,T)
A6.66E5
A5.50E5
325.1049 S:2 F:6 SMO(1,3) BSUB(256,15,-3.0)
A7.31E4
A8.85E4
351.1974 S:2 F:6 SMO(1,3) BSUB(256,15,-3.0) PKD(3,2,1,0.10%,21060.0,5.00%,F,T)
A5.13E8
336.1740 S:2 F:6 SMO(1,3) BSUB(256,15,-3.0) PKD(3,2,1,0.10%,12228.0,5.00%,F,T)
A4.99E7
330.9792 S:2 F:6
25:53
26:07
26:23
26:44
26:53
27:03
27:14
27:25
27:40
Time

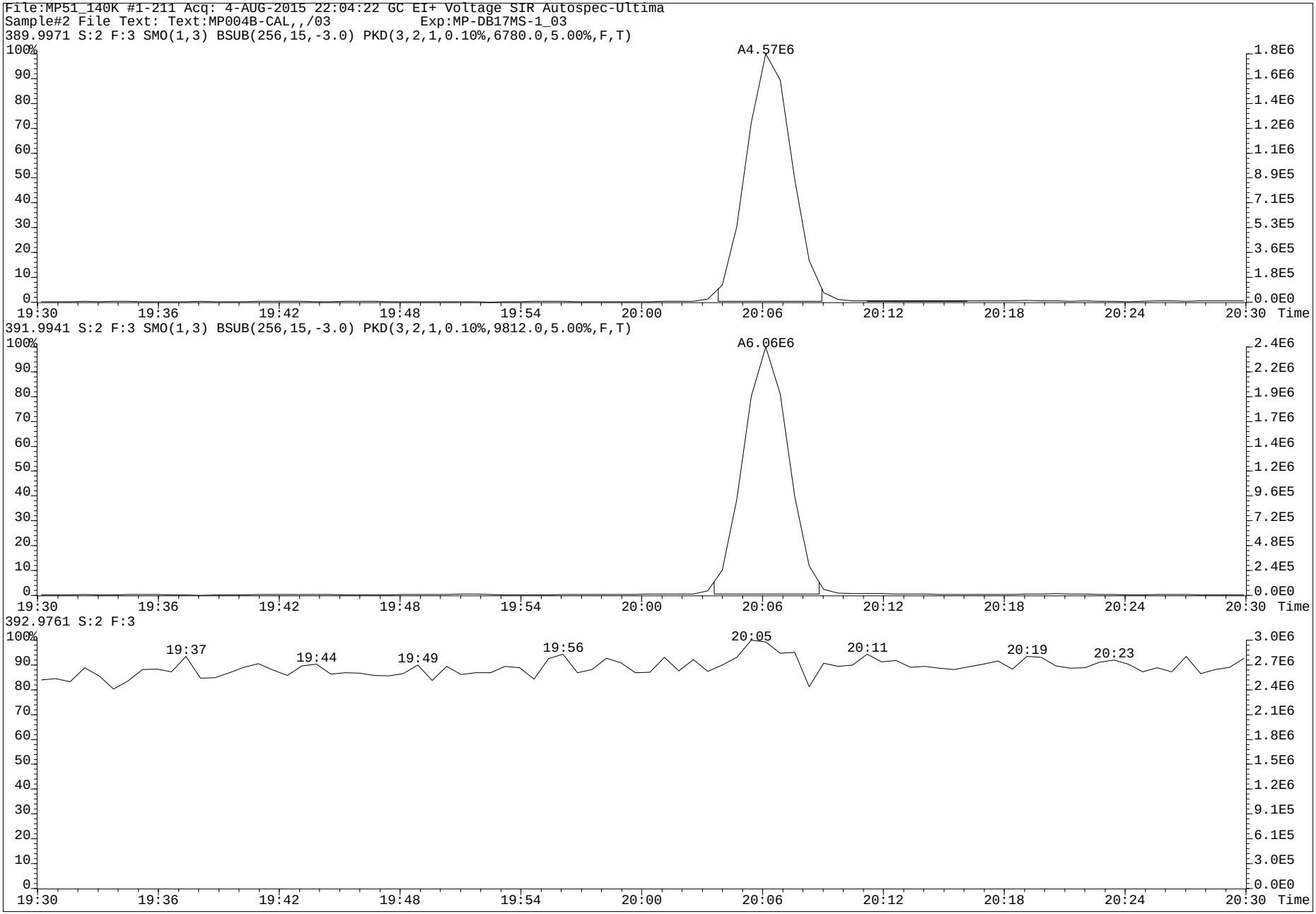
File:MP51_140K #1-211 Acq: 4-AUG-2015 22:04:22 GC EI+ Voltage SIR Autospec-Ultima
Sample#2 File Text: Text:MP004B-CAL,,/03 Exp:MP-DB17MS-1_03
389.9971 S:2 F:3 SMO(1,3) BSUB(256,15,-3.0) PKD(3,2,1,0.10%,6780.0,5.00%,F,T)
A4.57E6
391.9941 S:2 F:3 SMO(1,3) BSUB(256,15,-3.0) PKD(3,2,1,0.10%,9812.0,5.00%,F,T)
A6.06E6
392.9761 S:2 F:3
19:37
19:44
19:49
19:56
20:05
20:11
19:19
20:23
19:30 19:36 19:42 19:48 19:54 20:00 20:06 20:12 20:18 20:24 20:30 Time

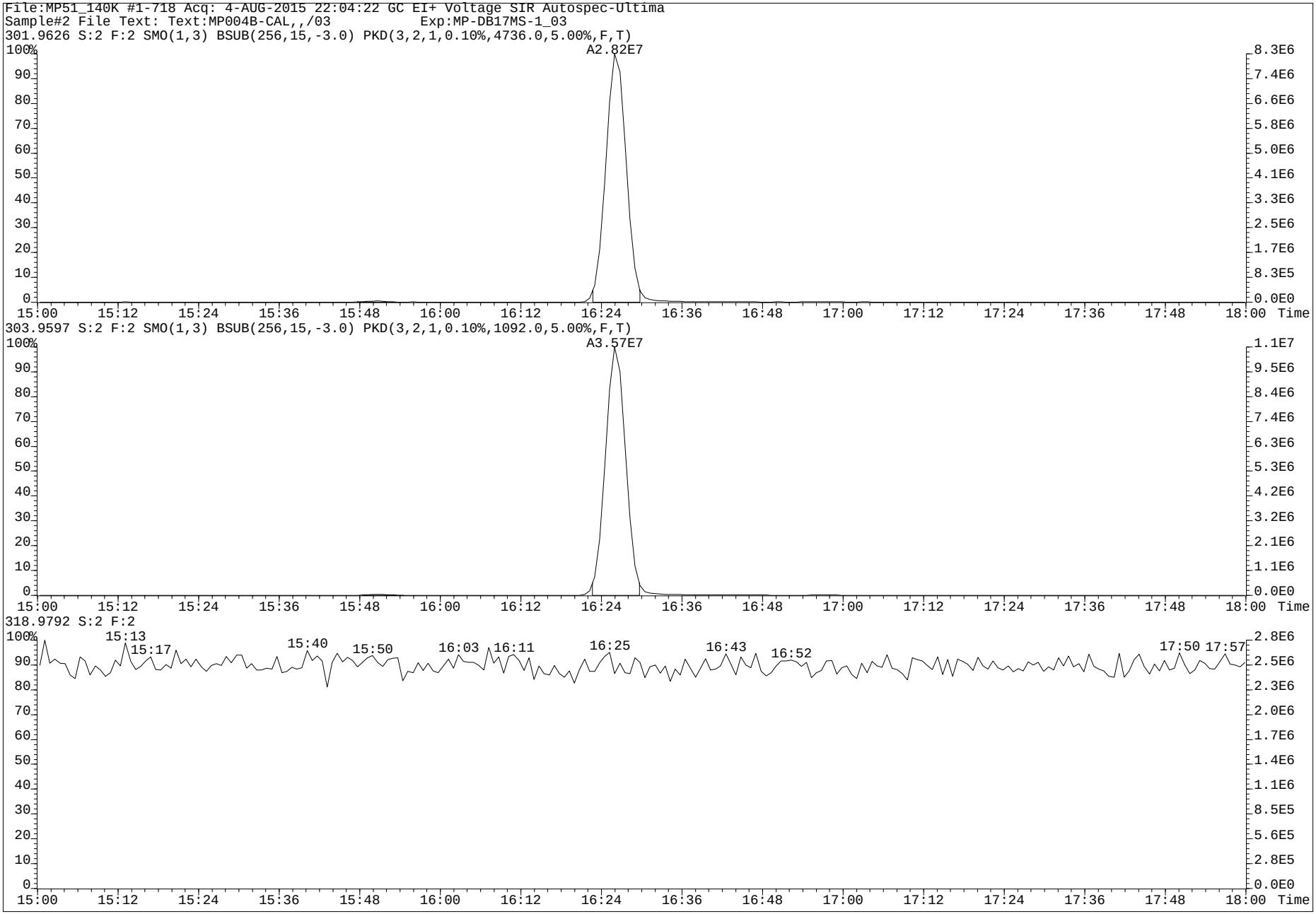
File:MP51_140K #1-718 Acq: 4-AUG-2015 22:04:22 GC EI+ Voltage SIR Autospec-Ultima
Sample#2 File Text: Text:MP004B-CAL,,/03 Exp:MP-DB17MS-1_03
301.9626 S:2 F:2 SMO(1,3) BSUB(256,15,-3.0) PKD(3,2,1,0.10%,4736.0,5.00%,F,T)
A2.82E7
303.9597 S:2 F:2 SMO(1,3) BSUB(256,15,-3.0) PKD(3,2,1,0.10%,1092.0,5.00%,F,T)
A3.57E7
318.9792 S:2 F:2
15:13
15:17
15:40
15:50
16:03
16:11
16:25
16:43
16:52
17:50
17:57
15:00 15:12 15:24 15:36 15:48 16:00 16:12 16:24 16:36 16:48 17:00 17:12 17:24 17:36 17:48 18:00 Time

Run #3 Filename MP51_140J S: 5 I: 1 Acquired: 4-AUG-15 19:21:15 Processed: 5-AUG-15 18:13:44
Run: mp51_140j-a Analyte: MP-DB17-C06 Cal: MP51_140J-8A Results: mp51_140j-a Version: V3.6 6-JAN-2000 17:51:42
Sample text: MP004C-CAL,,/03 Comments: 1,,2.0uL CS-3 F1: 0.20 F2: 1.00

	Typ	Name	Amount	Resp	RA		RT	RF	RRF		Modified?
1	Unk	1-OH-Naphthalene	206.00	3.40e+08	1.05	n	8:08	-	1.0465	y	n
2	Unk	1-OH-Pyrene	206.00	3.60e+08	5.63	n	20:47	-	0.8801	y	n
3	Unk	3-OH-Chrysene	1.02	2.68e+06	2.98	n	23:03	-	0.7923	y	n
4	Unk	3-OH-Benz[a]anthracene	1.01	3.07e+06	3.30	n	23:13	-	0.9470	y	n
5	Unk	7,8-OH-Benzo[a]pyrene-C	1.01	*	*	n	NotF»	-	*	n	n
6	Unk	7,8-OH-Benzo[a]pyrene-T	1.02	*	*	n	NotF»	-	*	n	n
7	Unk	7,8-OH-Benzo[a]pyrene-3	2.03	*	*	n	NotF»	-	*	n	n
8	Unk	9-OH-Benzo[a]pyrene	1.03	1.70e+06	11.10	n	26:29	-	0.5020	y	y
9	Unk	3-OH-Benzo[a]pyrene	1.05	1.27e+06	8.22	n	26:43	-	0.5875	y	y
10	Unk	7,8-OH-Benzo[a]pyrene-4	2.03	*	*	n	NotF»	-	*	n	n
11	IS	13C6-1-OH-Naphthalene	250.00	3.94e+08	1.02	n	8:07	-	1.2378	y	n
12	IS	13C6-1-OH-Pyrene	250.00	4.96e+08	5.58	n	20:46	-	1.5591	y	n
13	IS	13C6-1-OH-BAA	252.00	8.06e+08	3.67	n	22:30	-	2.5137	y	n
14	IS	13C6-3-OH-Chrysene	252.50	8.35e+08	3.05	n	23:02	-	2.5990	y	n
15	IS	D11-3-OH-Benzo[a]pyrene	248.80	5.13e+08	10.57	n	26:39	-	1.6190	y	n
16	IS	13C-CL4-OH-PCB-79	50.00	1.06e+07	0.75	y	20:05	-	0.1661	y	n
17	IS	13C-CL4-PCB-79	0.00	*	*	n	NotF»	-	Div0	n	n
18	RS	13C-CL4-PCB-81	50.00	6.36e+07	0.78	y	16:25	1.27e+06	-	n	n
19	Tot	Fn1 Lock	0.00	-			-	-	-	n	n
20	Tot	Fn2 Lock	0.00	-			-	-	-	n	n
21	Tot	Fn3 Lock	0.00	-			-	-	-	n	n
22	Tot	Fn4 Lock	0.00	-			-	-	-	n	n
23	Tot	Fn4 Lock	0.00	-			-	-	-	n	n
24	Tot	Fn5 Lock	0.00	-			-	-	-	n	n
25	Tot	Fn6 Lock	0.00	-			-	-	-	n	n

PV AS 8-AUG-2015

5V by mw
10-Aug-2015

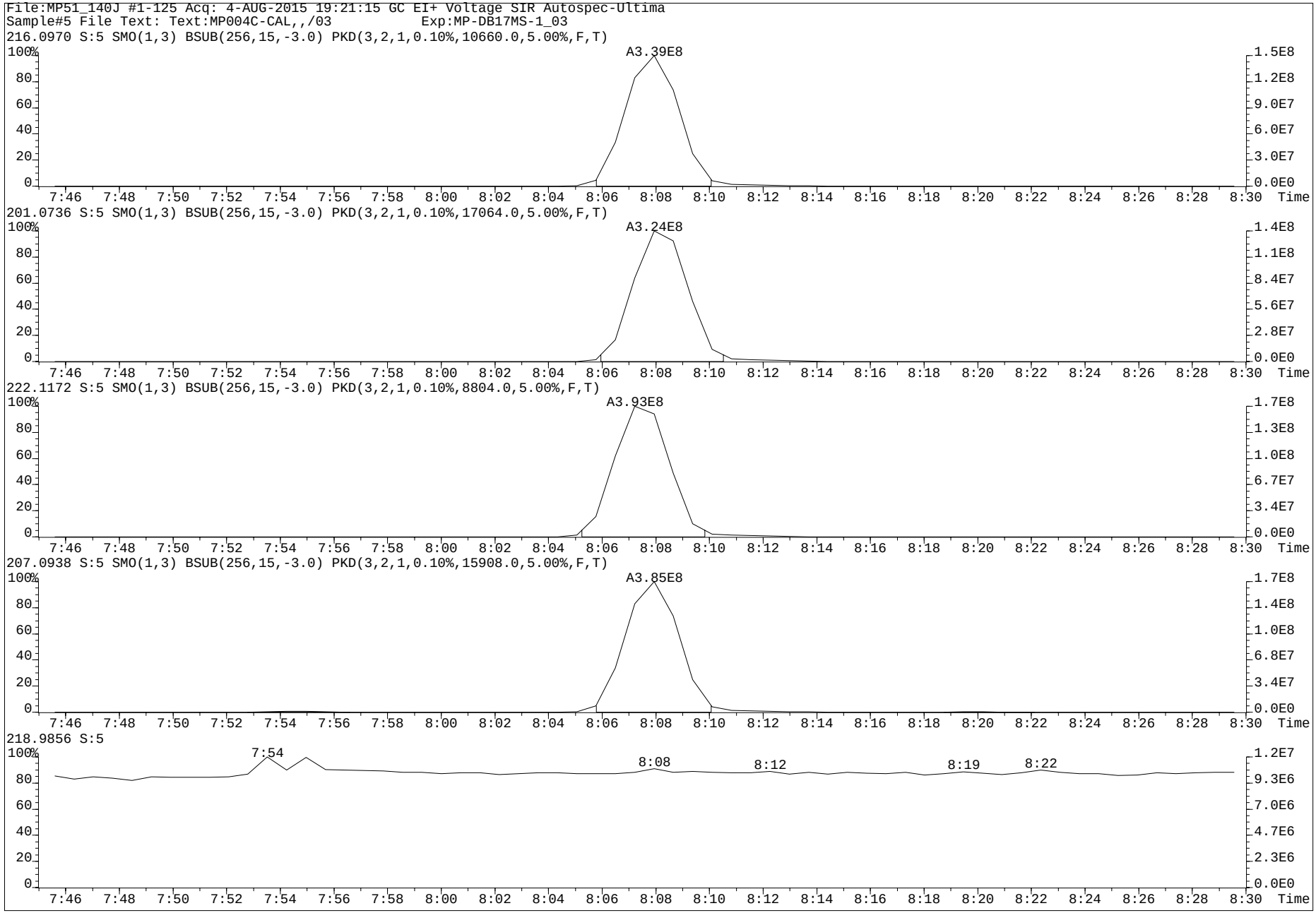
File:MP51_140J #1-125 Acq: 4-AUG-2015 19:21:15 GC EI+ Voltage SIR Autospec-Ultima
Sample#5 File Text: Text:MP004C-CAL,,/03 Exp:MP-DB17MS-1_03
216.0970 S:5 SMO(1,3) BSUB(256,15,-3.0) PKD(3,2,1,0.10%,10660.0,5.00%,F,T)
A3.39E8
201.0736 S:5 SMO(1,3) BSUB(256,15,-3.0) PKD(3,2,1,0.10%,17064.0,5.00%,F,T)
A3.24E8
222.1172 S:5 SMO(1,3) BSUB(256,15,-3.0) PKD(3,2,1,0.10%,8804.0,5.00%,F,T)
A3.93E8
207.0938 S:5 SMO(1,3) BSUB(256,15,-3.0) PKD(3,2,1,0.10%,15908.0,5.00%,F,T)
A3.85E8
218.9856 S:5
7:54
8:08
8:12
8:19
8:22
Time

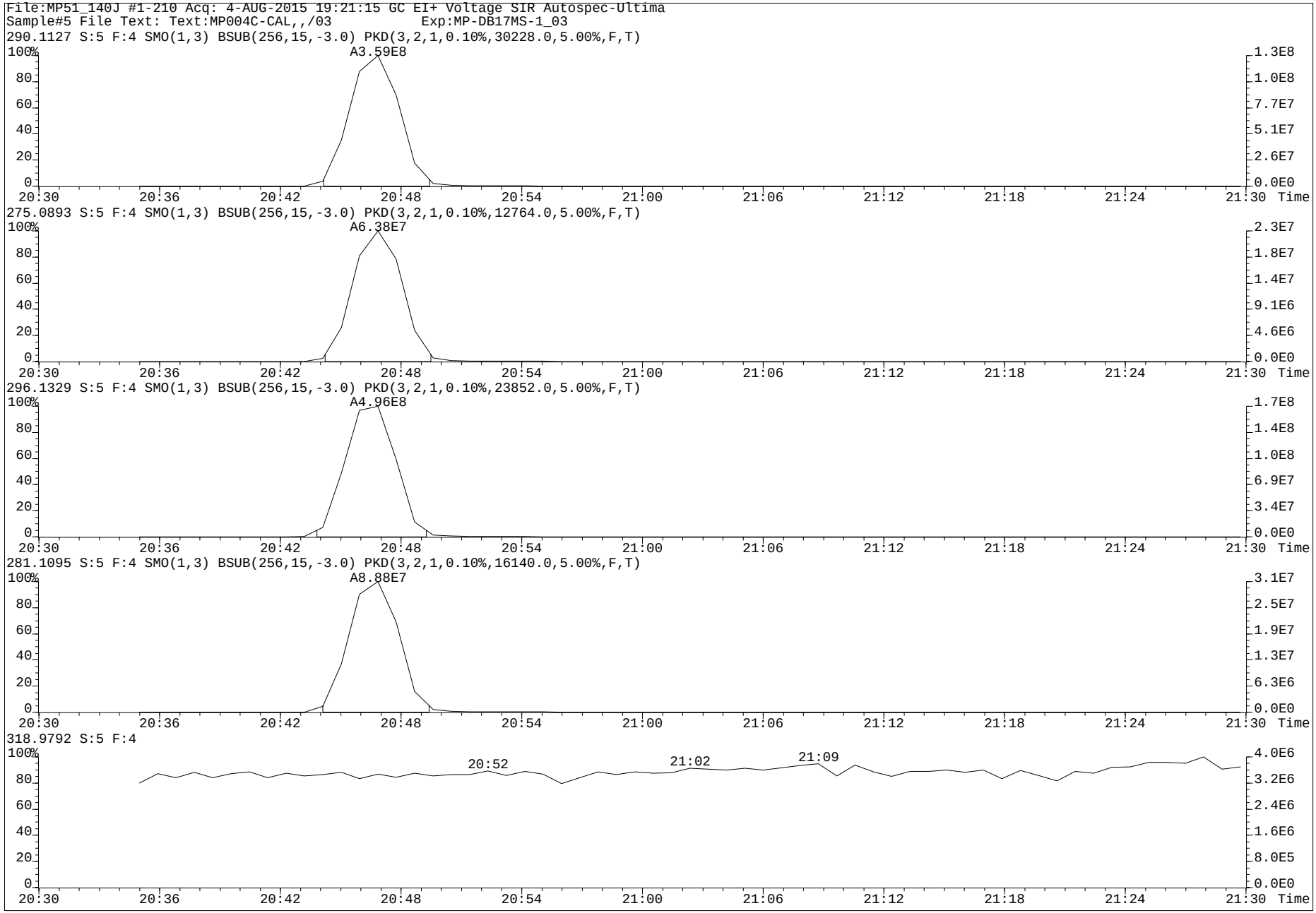
File:MP51_140J #1-210 Acq: 4-AUG-2015 19:21:15 GC EI+ Voltage SIR Autospec-Ultima
Sample#5 File Text: Text:MP004C-CAL,,/03 Exp:MP-DB17MS-1_03
290.1127 S:5 F:4 SMO(1,3) BSUB(256,15,-3.0) PKD(3,2,1,0.10%,30228.0,5.00%,F,T)
A3.59E8
275.0893 S:5 F:4 SMO(1,3) BSUB(256,15,-3.0) PKD(3,2,1,0.10%,12764.0,5.00%,F,T)
A6.38E7
296.1329 S:5 F:4 SMO(1,3) BSUB(256,15,-3.0) PKD(3,2,1,0.10%,23852.0,5.00%,F,T)
A4.96E8
281.1095 S:5 F:4 SMO(1,3) BSUB(256,15,-3.0) PKD(3,2,1,0.10%,16140.0,5.00%,F,T)
A8.88E7
318.9792 S:5 F:4
20:52
21:02
21:09
Time

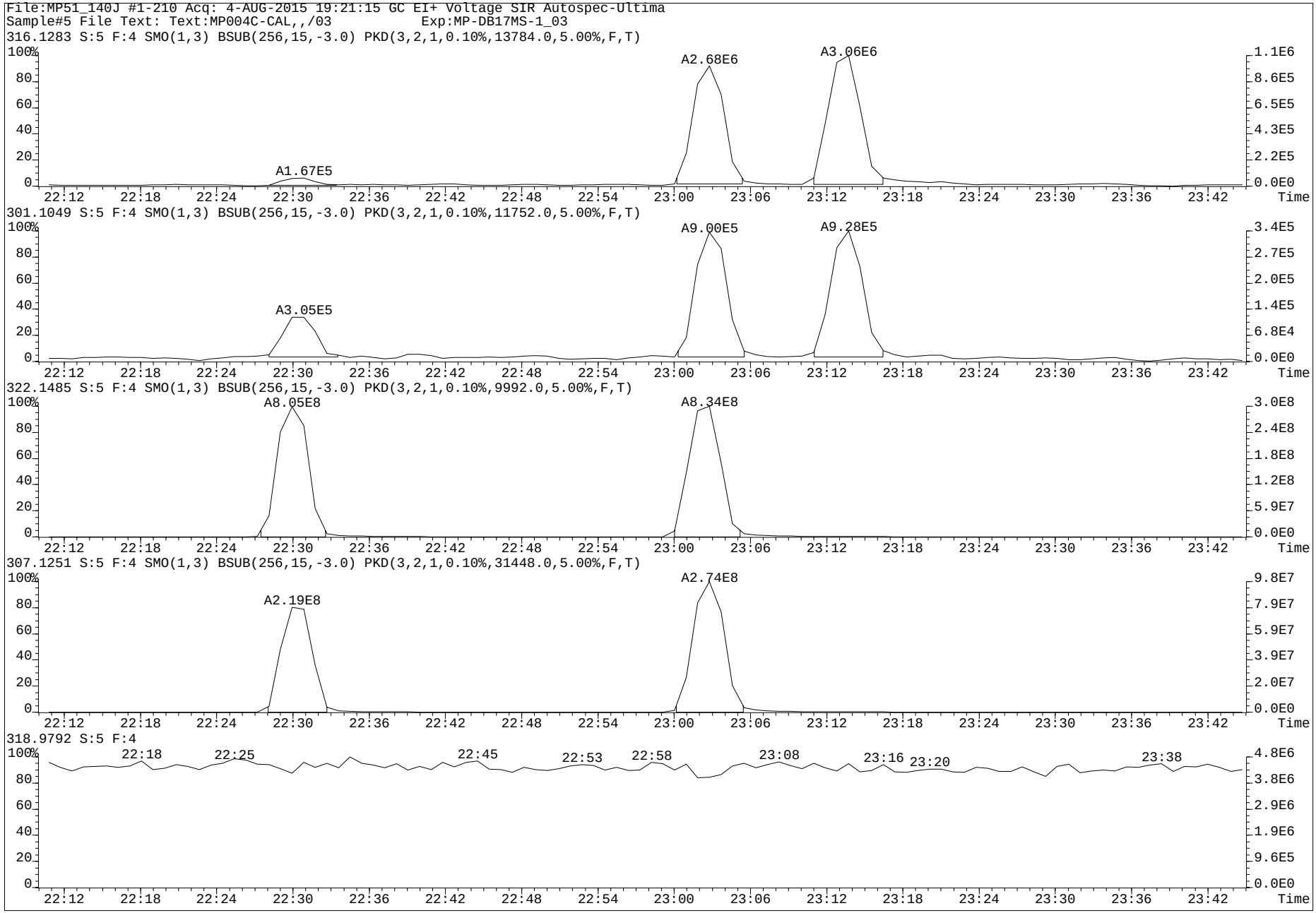
File:MP51_140J #1-210 Acq: 4-AUG-2015 19:21:15 GC EI+ Voltage SIR Autospec-Ultima
Sample#5 File Text: Text:MP004C-CAL,,/03 Exp:MP-DB17MS-1_03
316.1283 S:5 F:4 SMO(1,3) BSUB(256,15,-3.0) PKD(3,2,1,0.10%,13784.0,5.00%,F,T)
A1.67E5
A2.68E6
A3.06E6
301.1049 S:5 F:4 SMO(1,3) BSUB(256,15,-3.0) PKD(3,2,1,0.10%,11752.0,5.00%,F,T)
A3.05E5
A9.00E5
A9.28E5
322.1485 S:5 F:4 SMO(1,3) BSUB(256,15,-3.0) PKD(3,2,1,0.10%,9992.0,5.00%,F,T)
A8.05E8
A8.34E8
307.1251 S:5 F:4 SMO(1,3) BSUB(256,15,-3.0) PKD(3,2,1,0.10%,31448.0,5.00%,F,T)
A2.19E8
A2.74E8
318.9792 S:5 F:4
22:18
22:25
22:45
22:53
22:58
23:08
23:16
23:20
23:38
Time

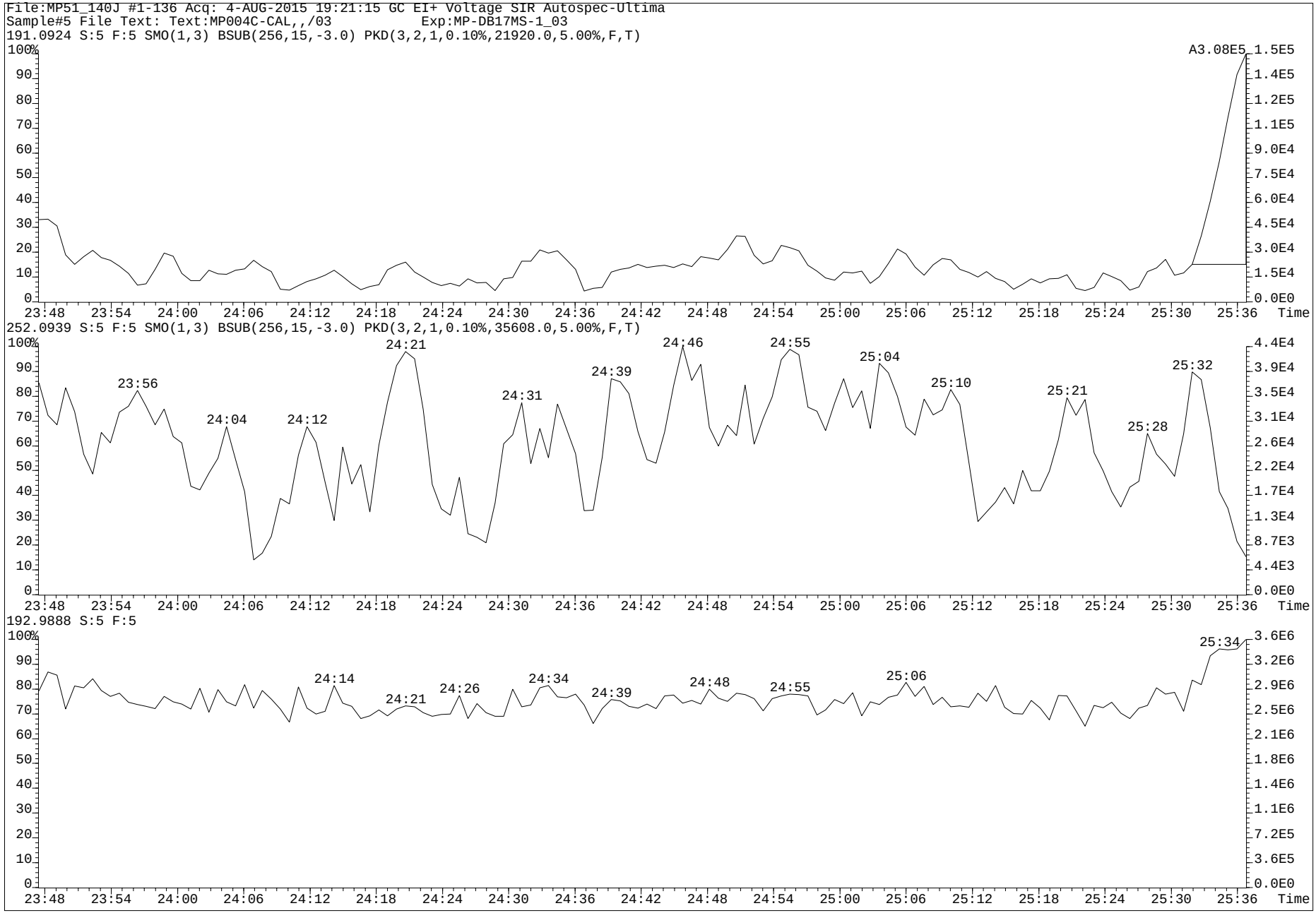
File:MP51_140J #1-136 Acq: 4-AUG-2015 19:21:15 GC EI+ Voltage SIR Autospec-Ultima
Sample#5 File Text: Text:MP004C-CAL,,/03 Exp:MP-DB17MS-1_03
191.0924 S:5 F:5 SMO(1,3) BSUB(256,15,-3.0) PKD(3,2,1,0.10%,21920.0,5.00%,F,T)
A3.08E5
252.0939 S:5 F:5 SMO(1,3) BSUB(256,15,-3.0) PKD(3,2,1,0.10%,35608.0,5.00%,F,T)
23:56
24:04
24:12
24:21
24:31
24:39
24:46
24:55
25:04
25:10
25:21
25:28
25:32
192.9888 S:5 F:5
24:14
24:21
24:26
24:34
24:39
24:48
24:55
25:06
25:34
Time

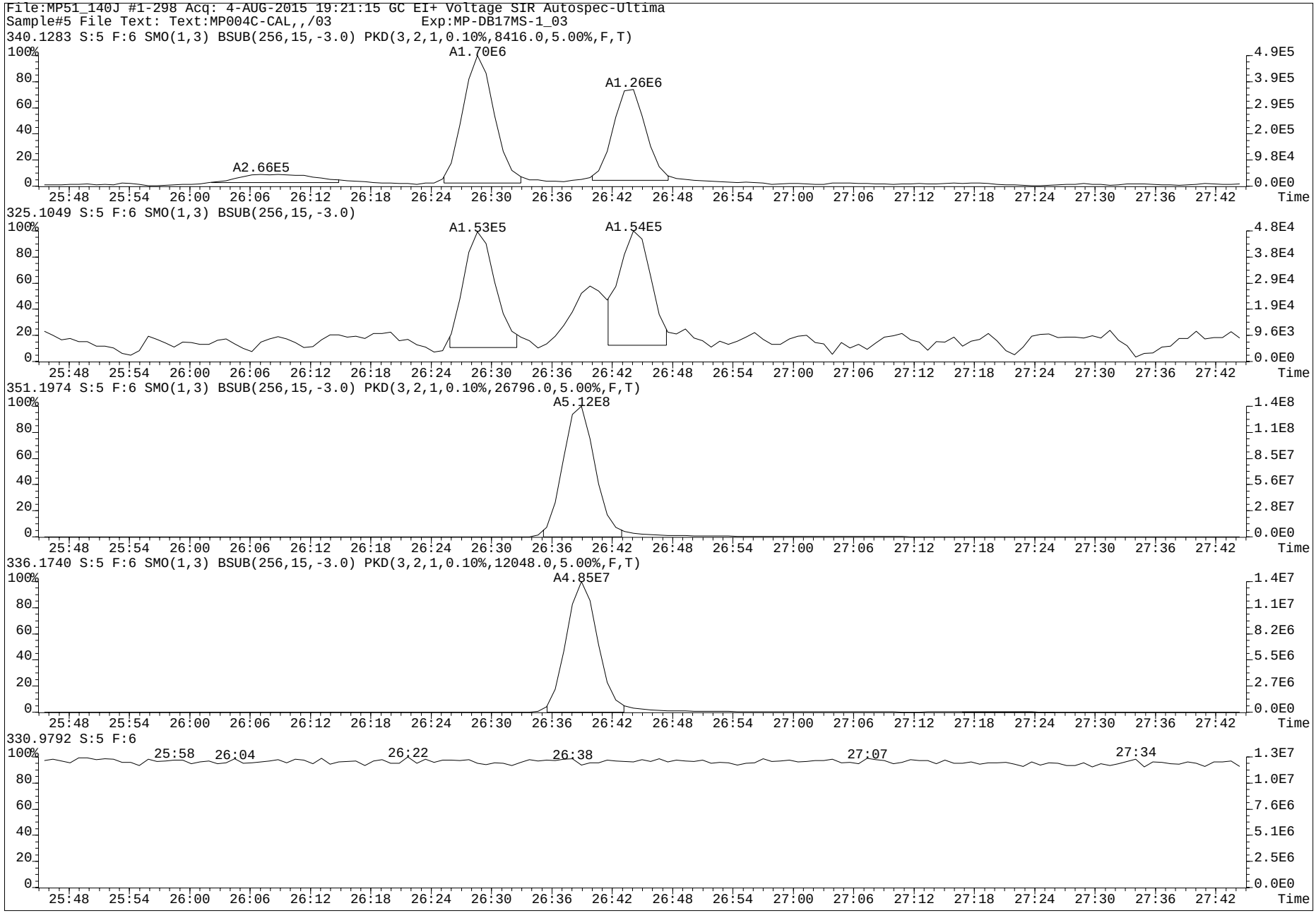
File:MP51_140J #1-298 Acq: 4-AUG-2015 19:21:15 GC EI+ Voltage SIR Autospec-Ultima
Sample#5 File Text: Text:MP004C-CAL,,/03 Exp:MP-DB17MS-1_03
340.1283 S:5 F:6 SMO(1,3) BSUB(256,15,-3.0) PKD(3,2,1,0.10%,8416.0,5.00%,F,T)
A1.70E6
A1.26E6
A2.66E5
325.1049 S:5 F:6 SMO(1,3) BSUB(256,15,-3.0)
A1.53E5
A1.54E5
351.1974 S:5 F:6 SMO(1,3) BSUB(256,15,-3.0) PKD(3,2,1,0.10%,26796.0,5.00%,F,T)
A5.12E8
336.1740 S:5 F:6 SMO(1,3) BSUB(256,15,-3.0) PKD(3,2,1,0.10%,12048.0,5.00%,F,T)
A4.85E7
330.9792 S:5 F:6
25:58
26:04
26:22
26:38
27:07
27:34
Time

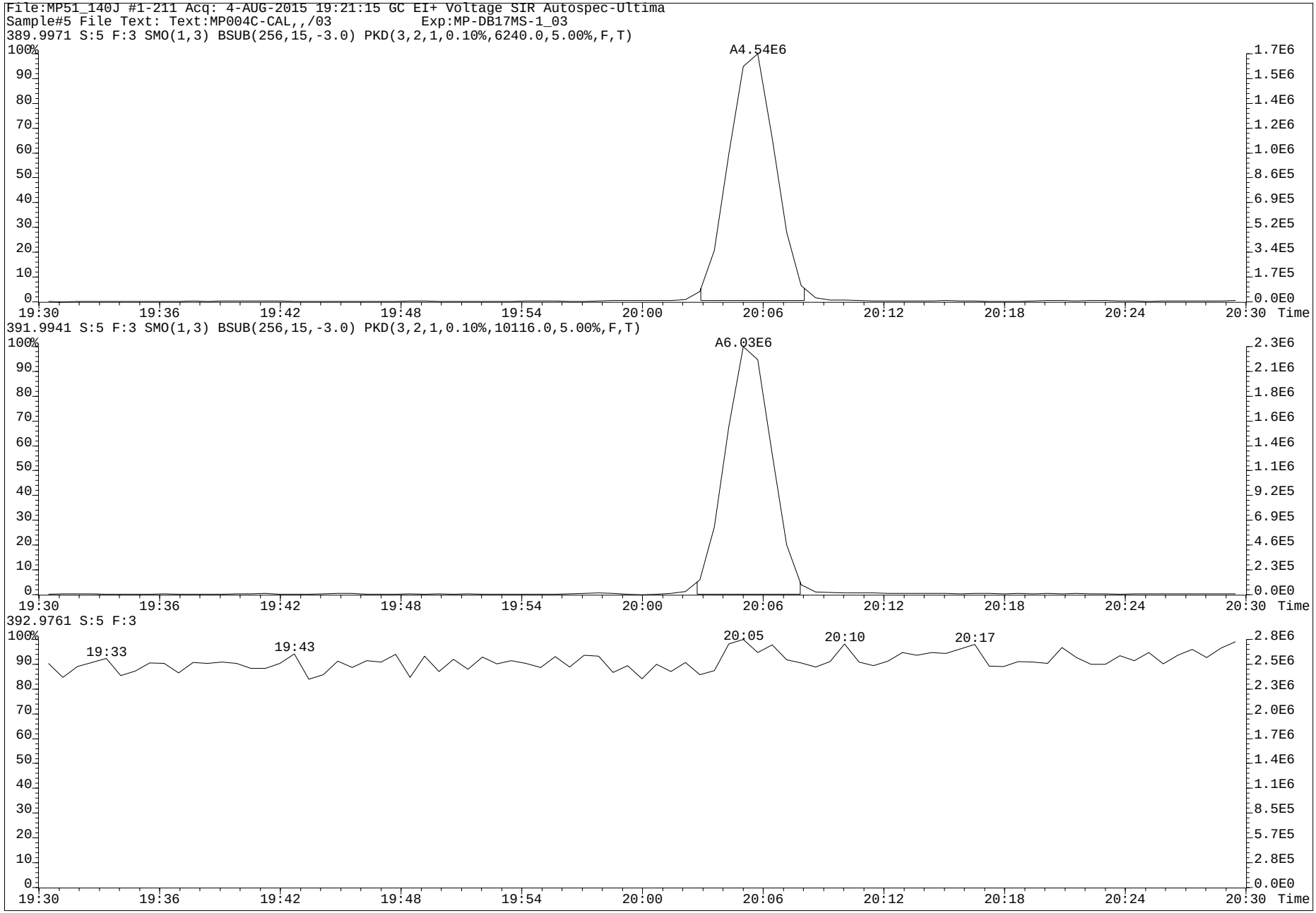
File:MP51_140J #1-211 Acq: 4-AUG-2015 19:21:15 GC EI+ Voltage SIR Autospec-Ultima
Sample#5 File Text: Text:MP004C-CAL,,/03 Exp:MP-DB17MS-1_03
389.9971 S:5 F:3 SMO(1,3) BSUB(256,15,-3.0) PKD(3,2,1,0.10%,6240.0,5.00%,F,T)
A4.54E6
391.9941 S:5 F:3 SMO(1,3) BSUB(256,15,-3.0) PKD(3,2,1,0.10%,10116.0,5.00%,F,T)
A6.03E6
392.9761 S:5 F:3
19:33
19:43
20:05
20:10
20:17
Time

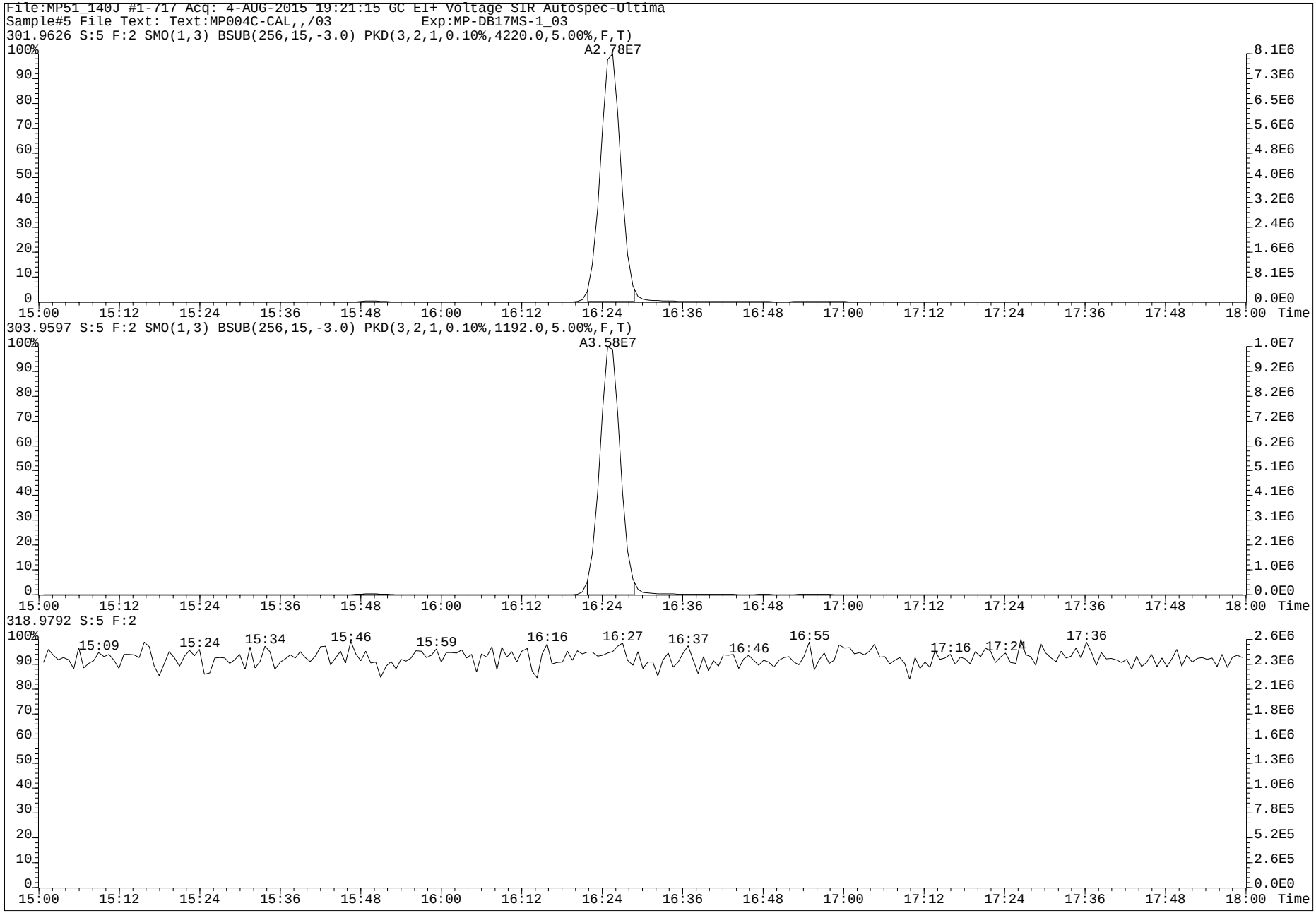
File:MP51_140J #1-717 Acq: 4-AUG-2015 19:21:15 GC EI+ Voltage SIR Autospec-Ultima
Sample#5 File Text: Text:MP004C-CAL,,/03 Exp:MP-DB17MS-1_03
301.9626 S:5 F:2 SMO(1,3) BSUB(256,15,-3.0) PKD(3,2,1,0.10%,4220.0,5.00%,F,T)
A2.78E7
303.9597 S:5 F:2 SMO(1,3) BSUB(256,15,-3.0) PKD(3,2,1,0.10%,1192.0,5.00%,F,T)
A3.58E7
318.9792 S:5 F:2
15:09
15:24
15:34
15:46
15:59
16:16
16:27
16:37
16:46
16:55
17:16
17:24
17:36
Time

www.axysanalytical.com

Run #4 Filename MP51_140K S: 3 I: 1 Acquired: 4-AUG-15 22:38:29 Processed: 5-AUG-15 18:13:45
Run: mp51_140j-a Analyte: MP-DB17-C06 Cal: MP51_140J-8A Results: mp51_140j-a Version: V3.6 6-JAN-2000 17:51:42
Sample text: MP004D-CAL,,/03 Comments: 1,,2.0uL CS-4 F1: 1.00 F2: 1.00

	Typ	Name	Amount	Resp	RA		RT	RF	RRF		Modified?
1	Unk	1-OH-Naphthalene	206.00	3.73e+08	1.27	n	8:09	-	1.0842	y	n
2	Unk	1-OH-Pyrene	206.00	4.38e+08	5.03	n	20:48	-	0.9701	y	n
3	Unk	3-OH-Chrysene	5.12	1.32e+07	2.97	n	23:04	-	0.7582	y	n
4	Unk	3-OH-Benz[a]anthracene	5.06	1.51e+07	3.23	n	23:14	-	0.8961	y	n
5	Unk	7,8-OH-Benzo[a]pyrene-C	5.07	*	*	n	NotF»	-	*	n	n
6	Unk	7,8-OH-Benzo[a]pyrene-T	5.08	*	*	n	NotF»	-	*	n	n
7	Unk	7,8-OH-Benzo[a]pyrene-3	10.14	*	*	n	NotF»	-	*	n	n
8	Unk	9-OH-Benzo[a]pyrene	5.13	7.58e+06	11.55	n	26:29	-	0.4358	y	y
9	Unk	3-OH-Benzo[a]pyrene	5.23	6.22e+06	8.38	n	26:44	-	0.6062	y	y
10	Unk	7,8-OH-Benzo[a]pyrene-4	10.14	*	*	n	NotF»	-	*	n	n
11	IS	13C6-1-OH-Naphthalene	250.00	4.17e+08	1.17	n	8:08	-	1.3492	y	n
12	IS	13C6-1-OH-Pyrene	250.00	5.48e+08	4.98	n	20:47	-	1.7714	y	n
13	IS	13C6-1-OH-BAA	252.00	8.37e+08	3.63	n	22:31	-	2.6831	y	n
14	IS	13C6-3-OH-Chrysene	252.50	8.56e+08	2.97	n	23:03	-	2.7394	y	n
15	IS	D11-3-OH-Benzo[a]pyrene	248.80	4.88e+08	10.39	n	26:40	-	1.5851	y	n
16	IS	13C-CL4-OH-PCB-79	50.00	1.13e+07	0.76	y	20:06	-	0.1824	y	n
17	IS	13C-CL4-PCB-79	0.00	*	*	n	NotF»	-	Div0	n	n
18	RS	13C-CL4-PCB-81	50.00	6.19e+07	0.78	y	16:26	1.24e+06	-	n	n
19	Tot	Fn1 Lock	0.00	-			-	-	-	n	n
20	Tot	Fn2 Lock	0.00	-			-	-	-	n	n
21	Tot	Fn3 Lock	0.00	-			-	-	-	n	n
22	Tot	Fn4 Lock	0.00	-			-	-	-	n	n
23	Tot	Fn4 Lock	0.00	-			-	-	-	n	n
24	Tot	Fn5 Lock	0.00	-			-	-	-	n	n
25	Tot	Fn6 Lock	0.00	-			-	-	-	n	n

PV AS 8-AUG-2015

SV MW
10-Aug-2015

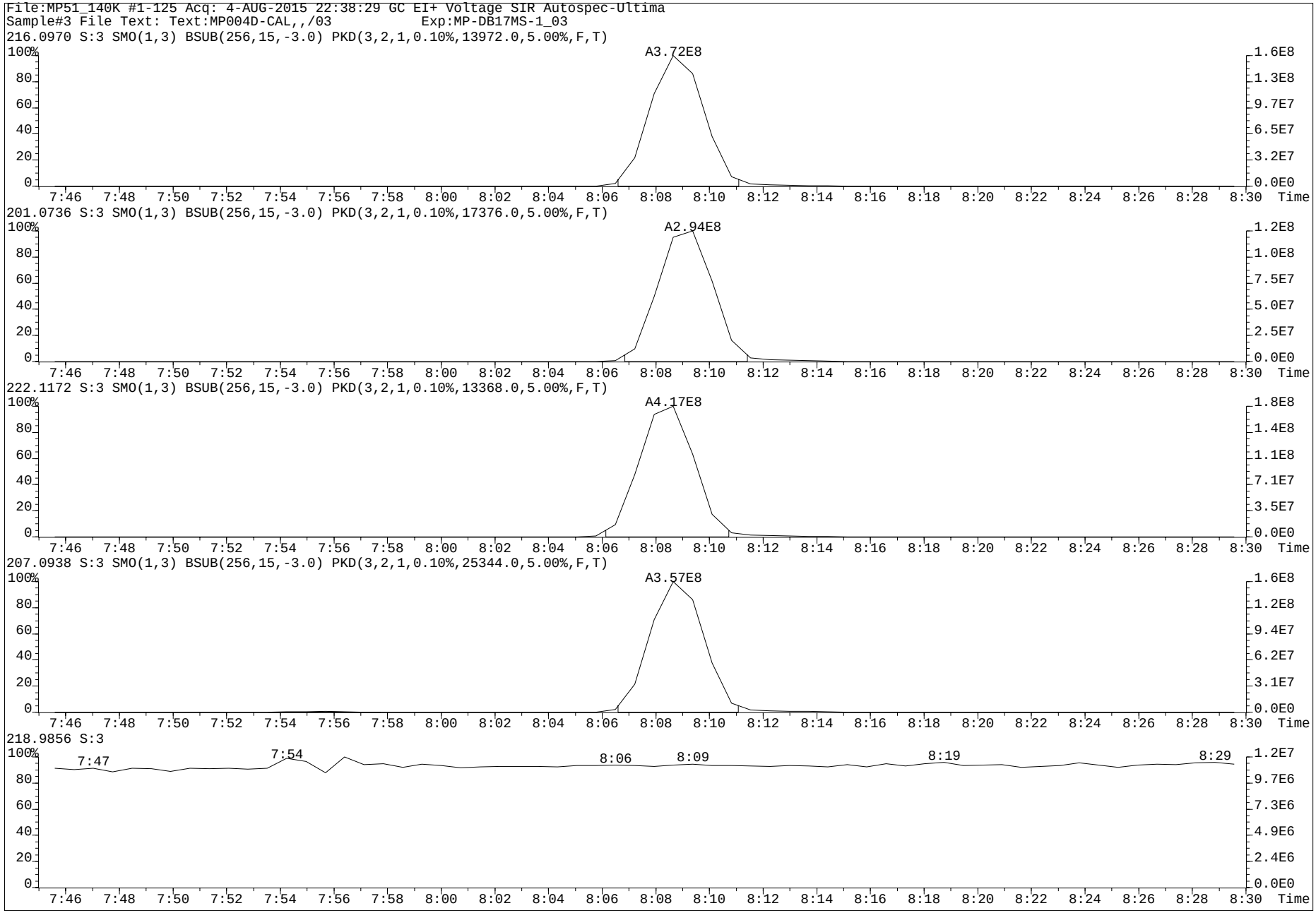
File:MP51_140K #1-125 Acq: 4-AUG-2015 22:38:29 GC EI+ Voltage SIR Autospec-Ultima
Sample#3 File Text: Text:MP004D-CAL,,/03 Exp:MP-DB17MS-1_03
216.0970 S:3 SMO(1,3) BSUB(256,15,-3.0) PKD(3,2,1,0.10%,13972.0,5.00%,F,T)
A3.72E8
201.0736 S:3 SMO(1,3) BSUB(256,15,-3.0) PKD(3,2,1,0.10%,17376.0,5.00%,F,T)
A2.94E8
222.1172 S:3 SMO(1,3) BSUB(256,15,-3.0) PKD(3,2,1,0.10%,13368.0,5.00%,F,T)
A4.17E8
207.0938 S:3 SMO(1,3) BSUB(256,15,-3.0) PKD(3,2,1,0.10%,25344.0,5.00%,F,T)
A3.57E8
218.9856 S:3
7:47
7:54
8:06
8:09
8:19
8:29
Time

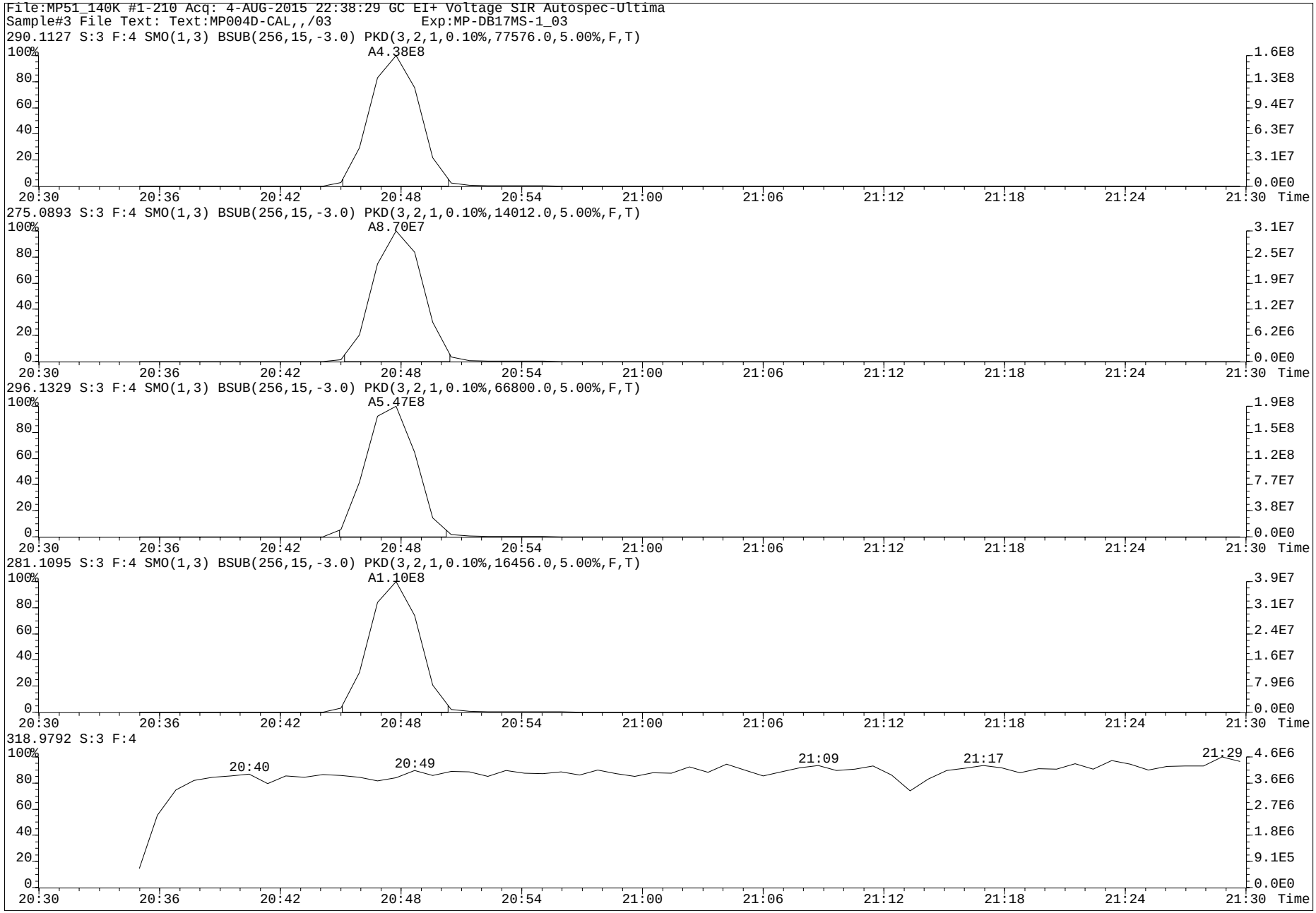
File:MP51_140K #1-210 Acq: 4-AUG-2015 22:38:29 GC EI+ Voltage SIR Autospec-Ultima
Sample#3 File Text: Text:MP004D-CAL,,/03 Exp:MP-DB17MS-1_03
290.1127 S:3 F:4 SMO(1,3) BSUB(256,15,-3.0) PKD(3,2,1,0.10%,77576.0,5.00%,F,T)
A4.38E8
275.0893 S:3 F:4 SMO(1,3) BSUB(256,15,-3.0) PKD(3,2,1,0.10%,14012.0,5.00%,F,T)
A8.70E7
296.1329 S:3 F:4 SMO(1,3) BSUB(256,15,-3.0) PKD(3,2,1,0.10%,66800.0,5.00%,F,T)
A5.47E8
281.1095 S:3 F:4 SMO(1,3) BSUB(256,15,-3.0) PKD(3,2,1,0.10%,16456.0,5.00%,F,T)
A1.10E8
318.9792 S:3 F:4
20:40
20:49
21:09
21:17
21:29
Time

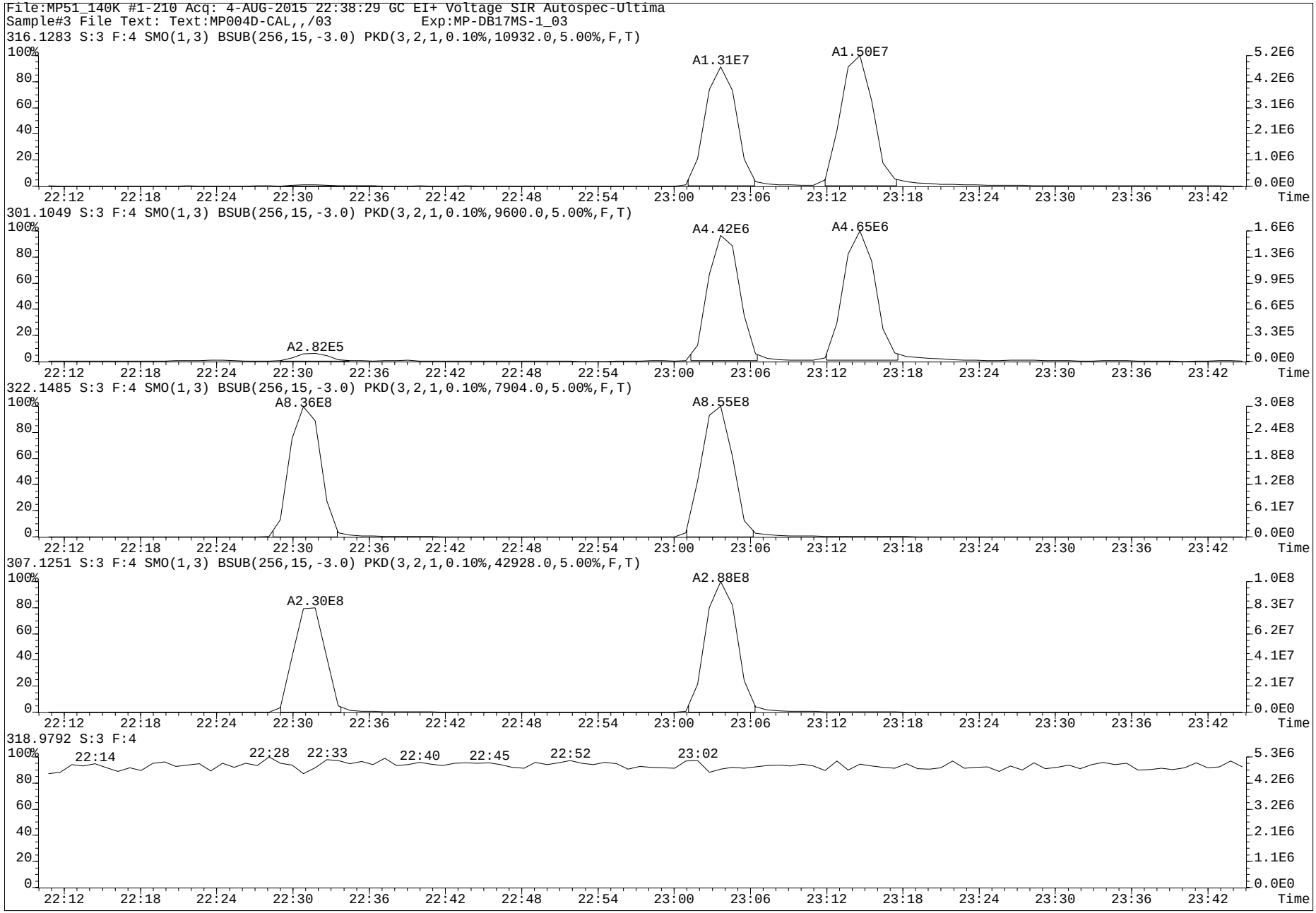
File:MP51_140K #1-210 Acq: 4-AUG-2015 22:38:29 GC EI+ Voltage SIR Autospec-Ultima
Sample#3 File Text: Text:MP004D-CAL,,/03 Exp:MP-DB17MS-1_03
316.1283 S:3 F:4 SMO(1,3) BSUB(256,15,-3.0) PKD(3,2,1,0.10%,10932.0,5.00%,F,T)
A1.31E7
A1.50E7
301.1049 S:3 F:4 SMO(1,3) BSUB(256,15,-3.0) PKD(3,2,1,0.10%,9600.0,5.00%,F,T)
A4.42E6
A4.65E6
A2.82E5
322.1485 S:3 F:4 SMO(1,3) BSUB(256,15,-3.0) PKD(3,2,1,0.10%,7904.0,5.00%,F,T)
A8.36E8
A8.55E8
307.1251 S:3 F:4 SMO(1,3) BSUB(256,15,-3.0) PKD(3,2,1,0.10%,42928.0,5.00%,F,T)
A2.30E8
A2.88E8
318.9792 S:3 F:4
22:14
22:28
22:33
22:40
22:45
22:52
23:02
Time

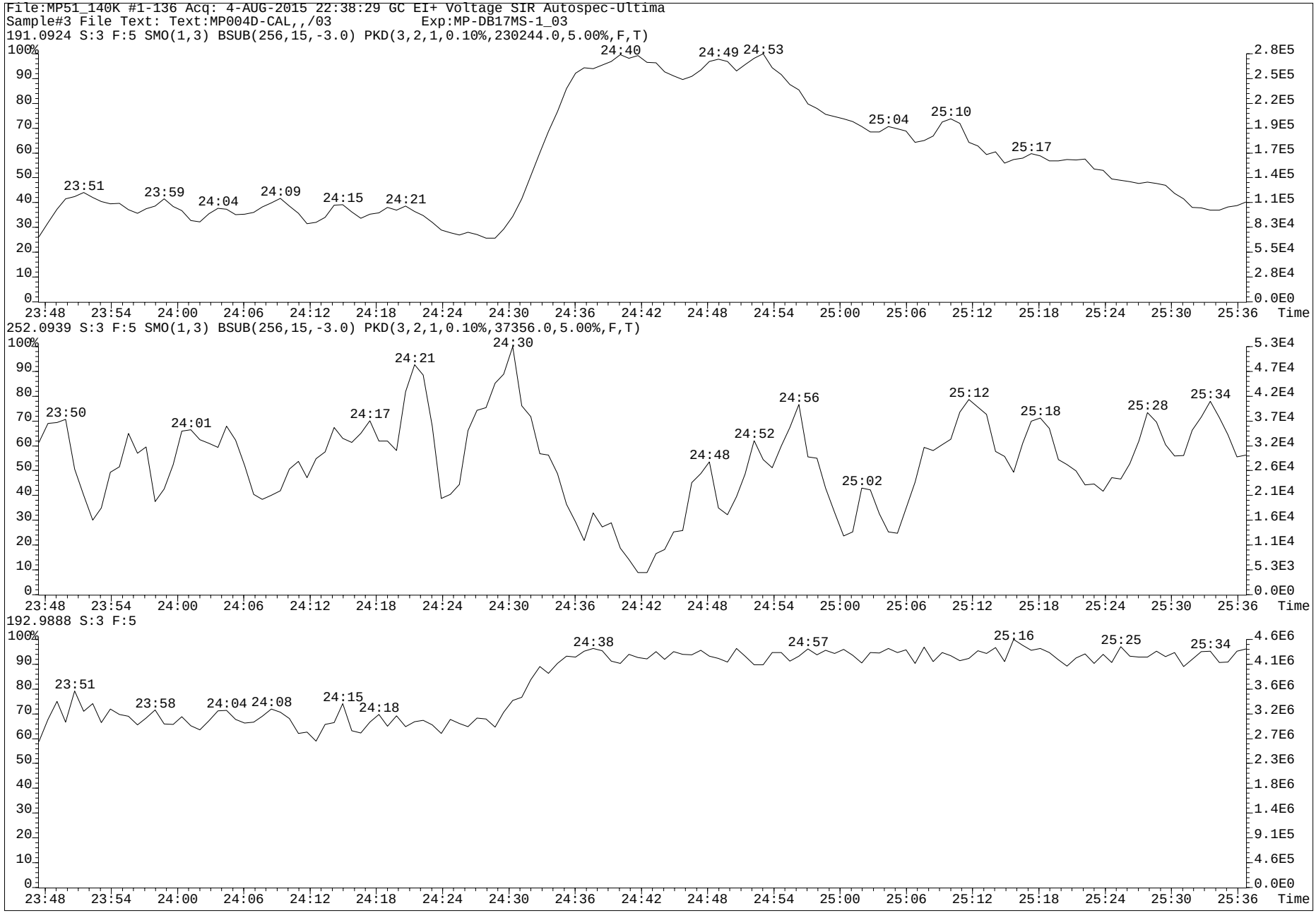
File:MP51_140K #1-136 Acq: 4-AUG-2015 22:38:29 GC EI+ Voltage SIR Autospec-Ultima
Sample#3 File Text: Text:MP004D-CAL,,/03 Exp:MP-DB17MS-1_03
191.0924 S:3 F:5 SMO(1,3) BSUB(256,15,-3.0) PKD(3,2,1,0.10%,230244.0,5.00%,F,T)
252.0939 S:3 F:5 SMO(1,3) BSUB(256,15,-3.0) PKD(3,2,1,0.10%,37356.0,5.00%,F,T)
192.9888 S:3 F:5
Time

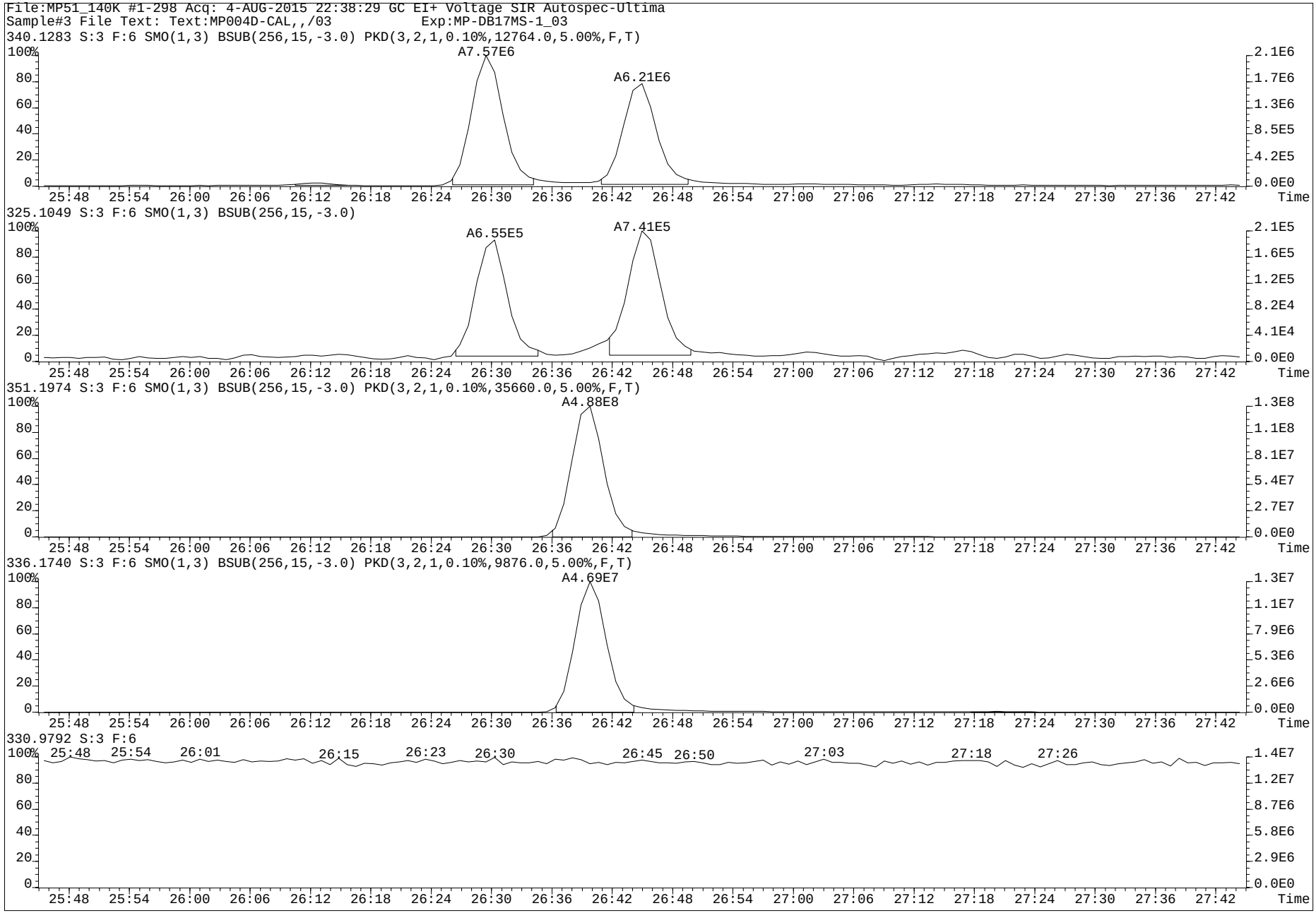
File:MP51_140K #1-298 Acq: 4-AUG-2015 22:38:29 GC EI+ Voltage SIR Autospec-Ultima
Sample#3 File Text: Text:MP004D-CAL,,/03 Exp:MP-DB17MS-1_03
340.1283 S:3 F:6 SMO(1,3) BSUB(256,15,-3.0) PKD(3,2,1,0.10%,12764.0,5.00%,F,T)
A7.57E6
A6.21E6
325.1049 S:3 F:6 SMO(1,3) BSUB(256,15,-3.0)
A6.55E5
A7.41E5
351.1974 S:3 F:6 SMO(1,3) BSUB(256,15,-3.0) PKD(3,2,1,0.10%,35660.0,5.00%,F,T)
A4.88E8
336.1740 S:3 F:6 SMO(1,3) BSUB(256,15,-3.0) PKD(3,2,1,0.10%,9876.0,5.00%,F,T)
A4.69E7
330.9792 S:3 F:6
Time

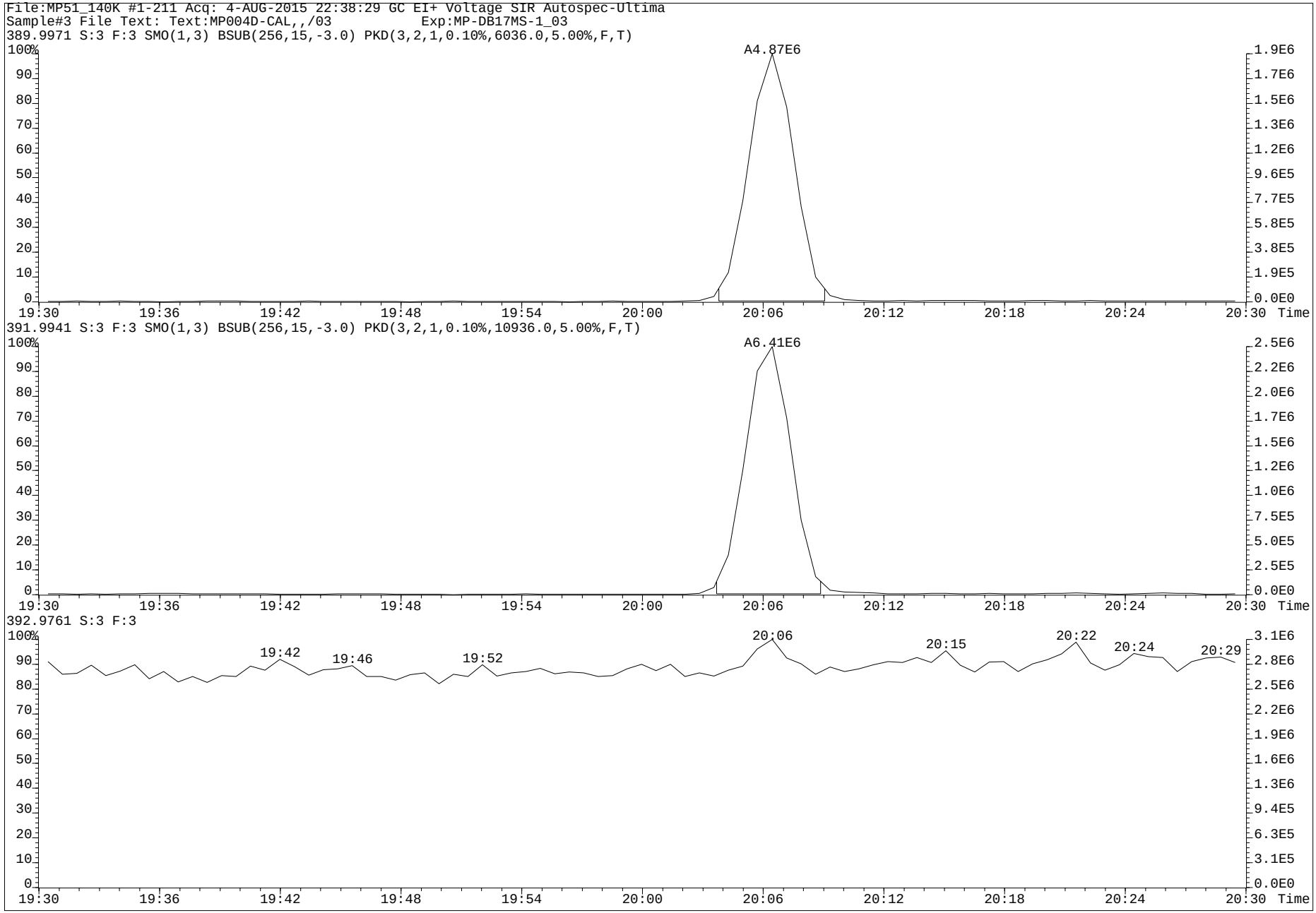
File:MP51_140K #1-211 Acq: 4-AUG-2015 22:38:29 GC EI+ Voltage SIR Autospec-Ultima
Sample#3 File Text: Text:MP004D-CAL,,/03 Exp:MP-DB17MS-1_03
389.9971 S:3 F:3 SMO(1,3) BSUB(256,15,-3.0) PKD(3,2,1,0.10%,6036.0,5.00%,F,T)
A4.87E6
391.9941 S:3 F:3 SMO(1,3) BSUB(256,15,-3.0) PKD(3,2,1,0.10%,10936.0,5.00%,F,T)
A6.41E6
392.9761 S:3 F:3
19:42
19:46
19:52
20:06
20:15
20:22
20:24
20:29
Time

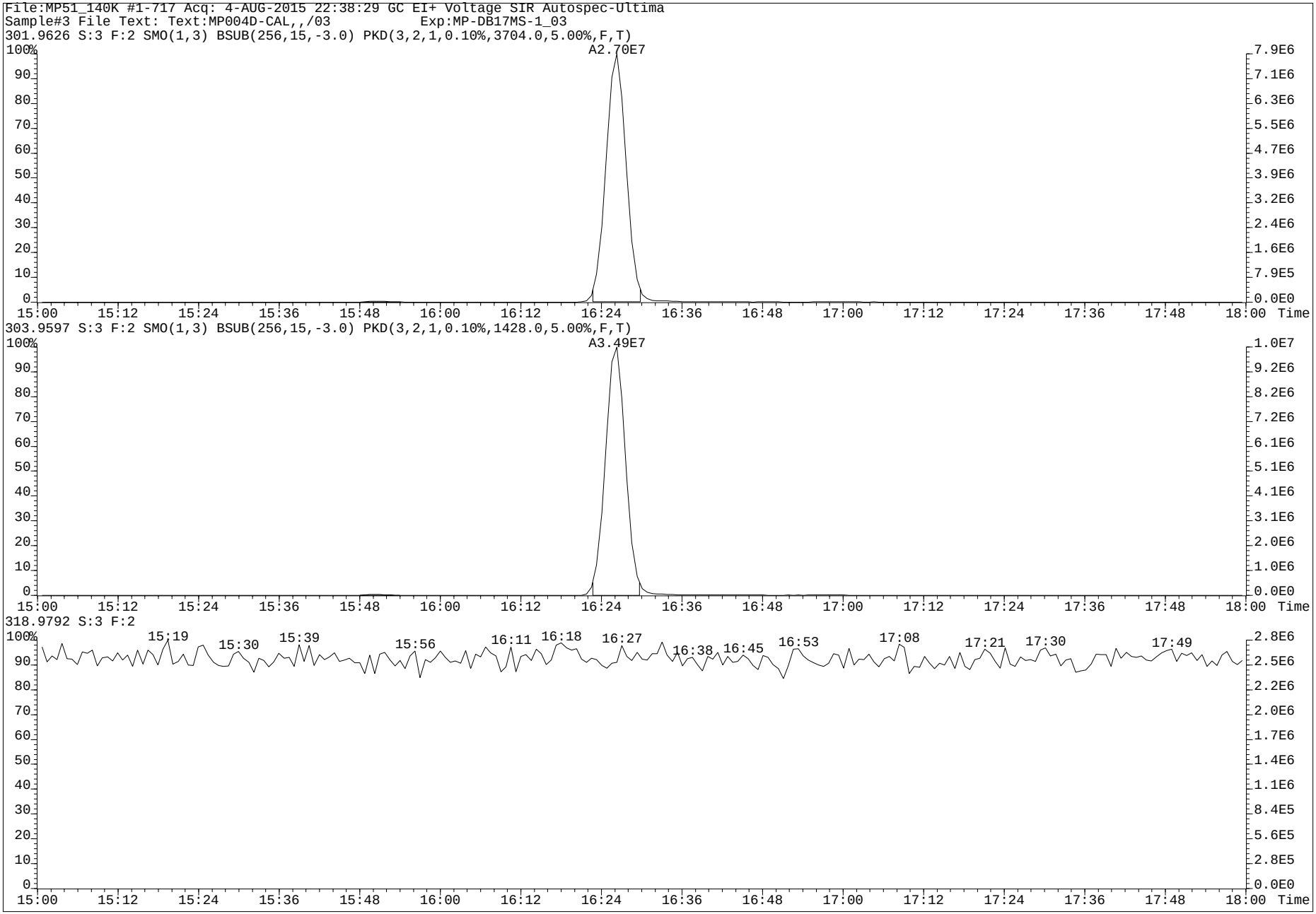
File:MP51_140K #1-717 Acq: 4-AUG-2015 22:38:29 GC EI+ Voltage SIR Autospec-Ultima
Sample#3 File Text: Text:MP004D-CAL,,/03 Exp:MP-DB17MS-1_03
301.9626 S:3 F:2 SMO(1,3) BSUB(256,15,-3.0) PKD(3,2,1,0.10%,3704.0,5.00%,F,T)
A2.70E7
303.9597 S:3 F:2 SMO(1,3) BSUB(256,15,-3.0) PKD(3,2,1,0.10%,1428.0,5.00%,F,T)
A3.49E7
318.9792 S:3 F:2
15:19
15:30
15:39
15:56
16:11
16:18
16:27
16:38
16:45
16:53
17:08
17:21
17:30
17:49
Time

www.axysanalytical.com

Run #5 Filename MP51_140J S: 3 I: 1 Acquired: 4-AUG-15 18:12:58 Processed: 5-AUG-15 18:13:46
Run: mp51_140j-a Analyte: MP-DB17-C06 Cal: MP51_140J-8A Results: mp51_140j-a Version: V3.6 6-JAN-2000 17:51:42
Sample text: MP004E-CAL,,/03 Comments: 1,,2.0uL CS-5/Cal F1: 10.00 F2: 1.00

	Typ	Name	Amount	Resp	RA		RT	RF	RRF		Modified?
1	Unk	1-OH-Naphthalene	206.00	3.88e+08	1.02	n	8:09	-	1.1437	y	n
2	Unk	1-OH-Pyrene	206.00	3.90e+08	5.78	n	20:47	-	0.9300	y	n
3	Unk	3-OH-Chrysene	51.20	1.22e+08	3.02	n	23:03	-	0.6972	y	n
4	Unk	3-OH-Benz[a]anthracene	50.60	1.55e+08	3.26	n	23:14	-	0.9331	y	n
5	Unk	7,8-OH-Benzo[a]pyrene-C	50.70	*	*	n	NotF»	-	*	n	n
6	Unk	7,8-OH-Benzo[a]pyrene-T	50.80	*	*	n	NotF»	-	*	n	n
7	Unk	7,8-OH-Benzo[a]pyrene-3	101.40	*	*	n	NotF»	-	*	n	n
8	Unk	9-OH-Benzo[a]pyrene	51.30	8.03e+07	12.08	n	26:30	-	0.4559	y	n
9	Unk	3-OH-Benzo[a]pyrene	52.30	6.08e+07	8.92	n	26:45	-	0.5776	y	n
10	Unk	7,8-OH-Benzo[a]pyrene-4	101.40	*	*	n	NotF»	-	*	n	n
11	IS	13C6-1-OH-Naphthalene	250.00	4.12e+08	0.99	n	8:08	-	1.1487	y	n
12	IS	13C6-1-OH-Pyrene	250.00	5.09e+08	5.92	n	20:47	-	1.4204	y	n
13	IS	13C6-1-OH-BAA	252.00	8.29e+08	3.67	n	22:31	-	2.2946	y	n
14	IS	13C6-3-OH-Chrysene	252.50	8.66e+08	3.03	n	23:03	-	2.3941	y	n
15	IS	D11-3-OH-Benzo[a]pyrene	248.80	5.01e+08	10.61	n	26:39	-	1.4055	y	n
16	IS	13C-CL4-OH-PCB-79	50.00	1.28e+07	0.77	y	20:06	-	0.1785	y	n
17	IS	13C-CL4-PCB-79	0.00	*	*	n	NotF»	-	Div0	n	n
18	RS	13C-CL4-PCB-81	50.00	7.17e+07	0.78	y	16:26	1.43e+06	-	n	n
19	Tot	Fn1 Lock	0.00	-			-	-	-	n	n
20	Tot	Fn2 Lock	0.00	-			-	-	-	n	n
21	Tot	Fn3 Lock	0.00	-			-	-	-	n	n
22	Tot	Fn4 Lock	0.00	-			-	-	-	n	n
23	Tot	Fn4 Lock	0.00	-			-	-	-	n	n
24	Tot	Fn5 Lock	0.00	-			-	-	-	n	n
25	Tot	Fn6 Lock	0.00	-			-	-	-	n	n

PV AS 8-AUG-2015

SV hy mw
10-Aug-2015

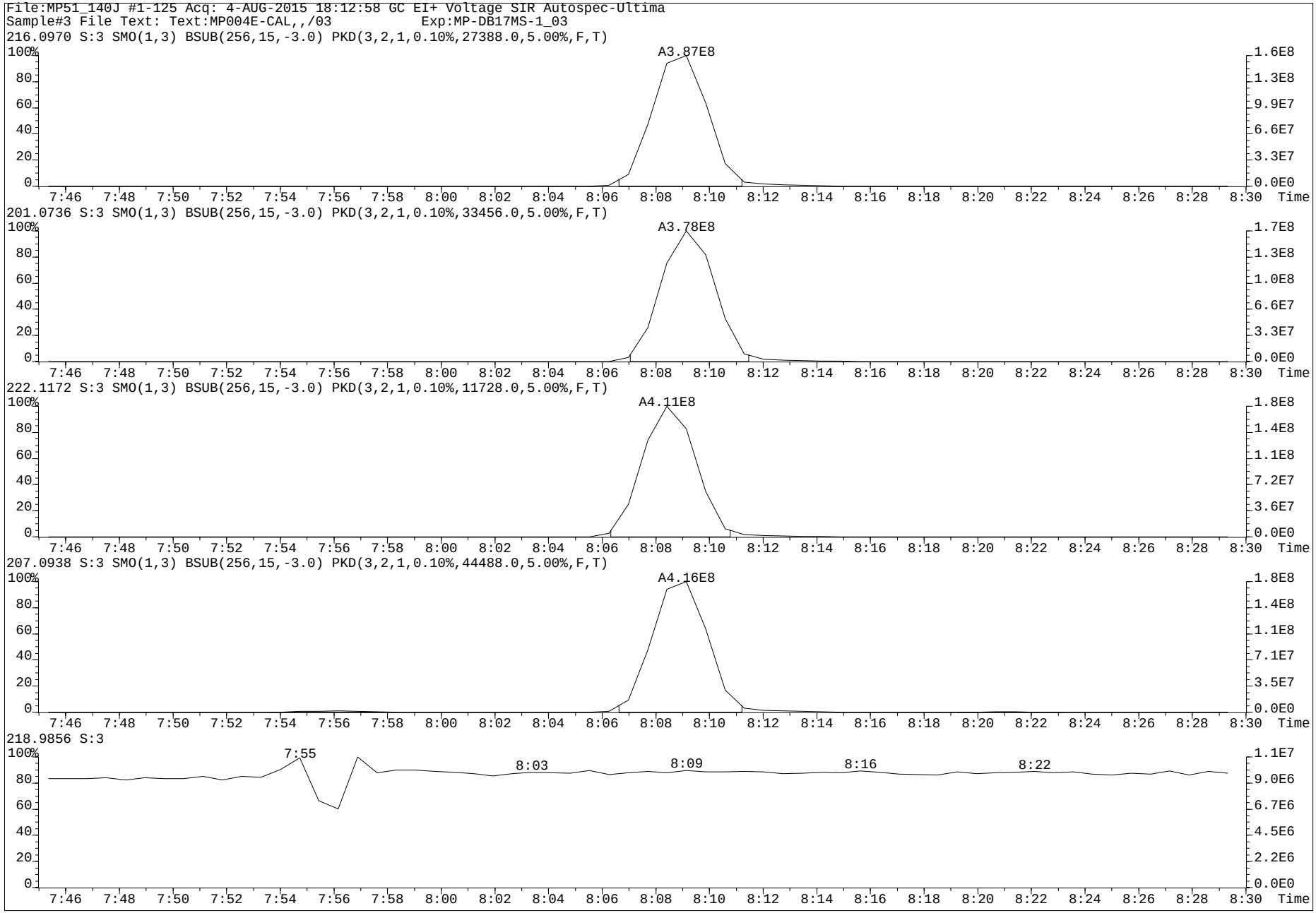
File:MP51_140J #1-125 Acq: 4-AUG-2015 18:12:58 GC EI+ Voltage SIR Autospec-Ultima
Sample#3 File Text: Text:MP004E-CAL,,/03 Exp:MP-DB17MS-1_03
216.0970 S:3 SMO(1,3) BSUB(256,15,-3.0) PKD(3,2,1,0.10%,27388.0,5.00%,F,T)
A3.87E8
201.0736 S:3 SMO(1,3) BSUB(256,15,-3.0) PKD(3,2,1,0.10%,33456.0,5.00%,F,T)
A3.78E8
222.1172 S:3 SMO(1,3) BSUB(256,15,-3.0) PKD(3,2,1,0.10%,11728.0,5.00%,F,T)
A4.11E8
207.0938 S:3 SMO(1,3) BSUB(256,15,-3.0) PKD(3,2,1,0.10%,44488.0,5.00%,F,T)
A4.16E8
218.9856 S:3
7:55
8:03
8:09
8:16
8:22
Time

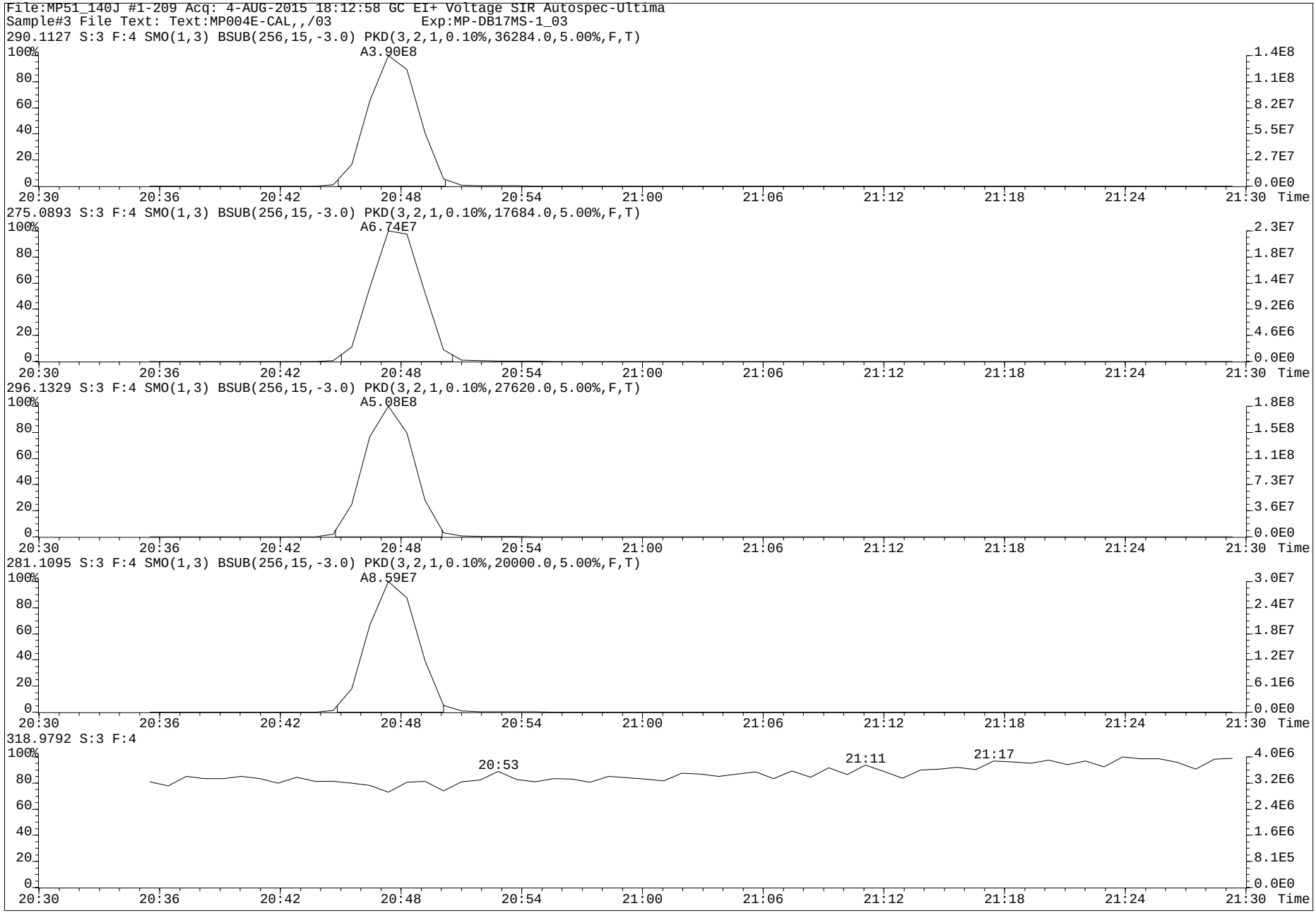
File:MP51_140J #1-209 Acq: 4-AUG-2015 18:12:58 GC EI+ Voltage SIR Autospec-Ultima
Sample#3 File Text: Text:MP004E-CAL,,/03 Exp:MP-DB17MS-1_03
290.1127 S:3 F:4 SMO(1,3) BSUB(256,15,-3.0) PKD(3,2,1,0.10%,36284.0,5.00%,F,T)
A3.90E8
275.0893 S:3 F:4 SMO(1,3) BSUB(256,15,-3.0) PKD(3,2,1,0.10%,17684.0,5.00%,F,T)
A6.74E7
296.1329 S:3 F:4 SMO(1,3) BSUB(256,15,-3.0) PKD(3,2,1,0.10%,27620.0,5.00%,F,T)
A5.08E8
281.1095 S:3 F:4 SMO(1,3) BSUB(256,15,-3.0) PKD(3,2,1,0.10%,20000.0,5.00%,F,T)
A8.59E7
318.9792 S:3 F:4
20:53
21:11
21:17
20:30 20:36 20:42 20:48 20:54 21:00 21:06 21:12 21:18 21:24 21:30 Time

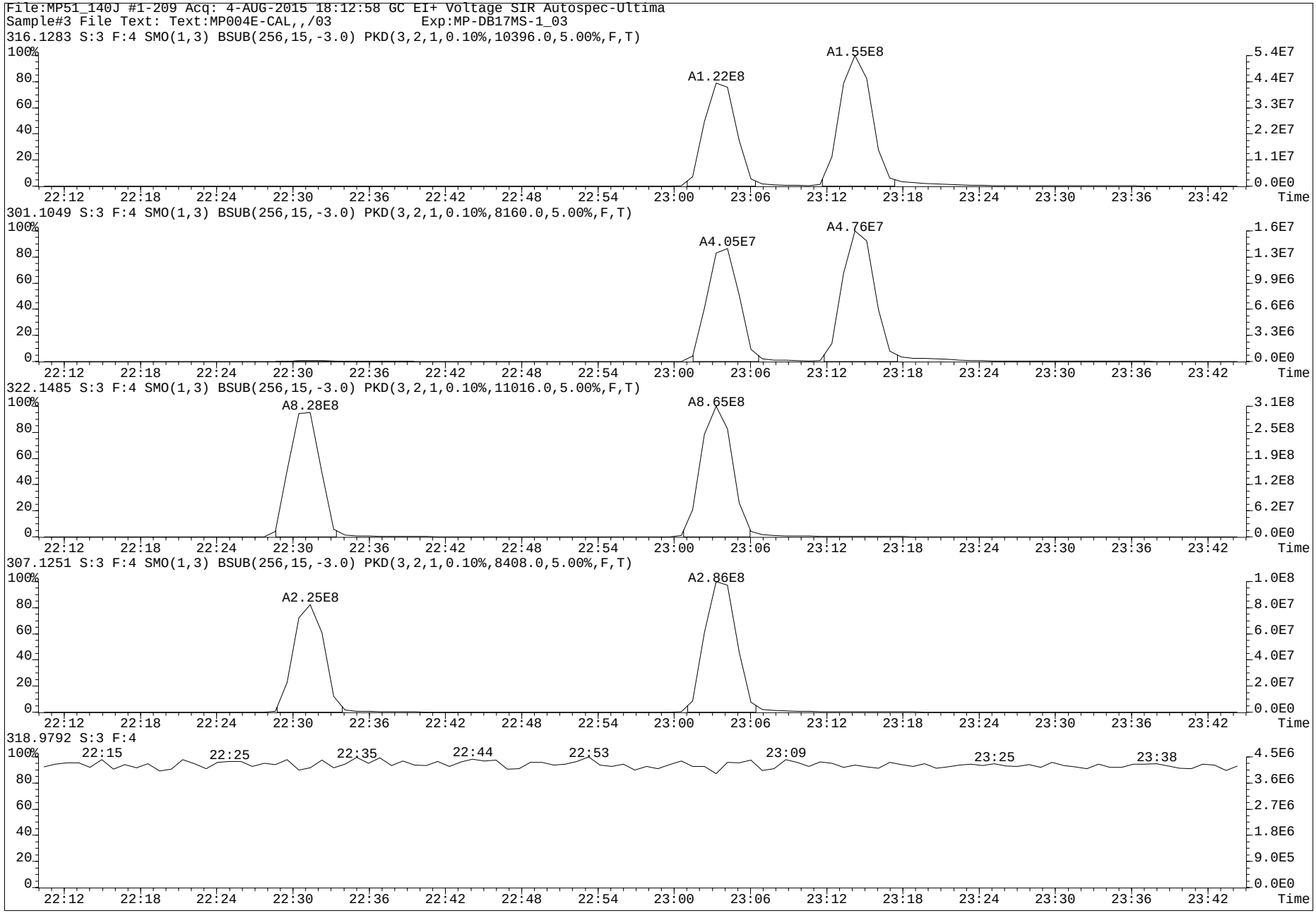
File:MP51_140J #1-209 Acq: 4-AUG-2015 18:12:58 GC EI+ Voltage SIR Autospec-Ultima
Sample#3 File Text: Text:MP004E-CAL,,/03 Exp:MP-DB17MS-1_03
316.1283 S:3 F:4 SMO(1,3) BSUB(256,15,-3.0) PKD(3,2,1,0.10%,10396.0,5.00%,F,T)
A1.22E8
A1.55E8
301.1049 S:3 F:4 SMO(1,3) BSUB(256,15,-3.0) PKD(3,2,1,0.10%,8160.0,5.00%,F,T)
A4.05E7
A4.76E7
322.1485 S:3 F:4 SMO(1,3) BSUB(256,15,-3.0) PKD(3,2,1,0.10%,11016.0,5.00%,F,T)
A8.28E8
A8.65E8
307.1251 S:3 F:4 SMO(1,3) BSUB(256,15,-3.0) PKD(3,2,1,0.10%,8408.0,5.00%,F,T)
A2.25E8
A2.86E8
318.9792 S:3 F:4
22:15
22:25
22:35
22:44
22:53
23:09
23:25
23:38
Time

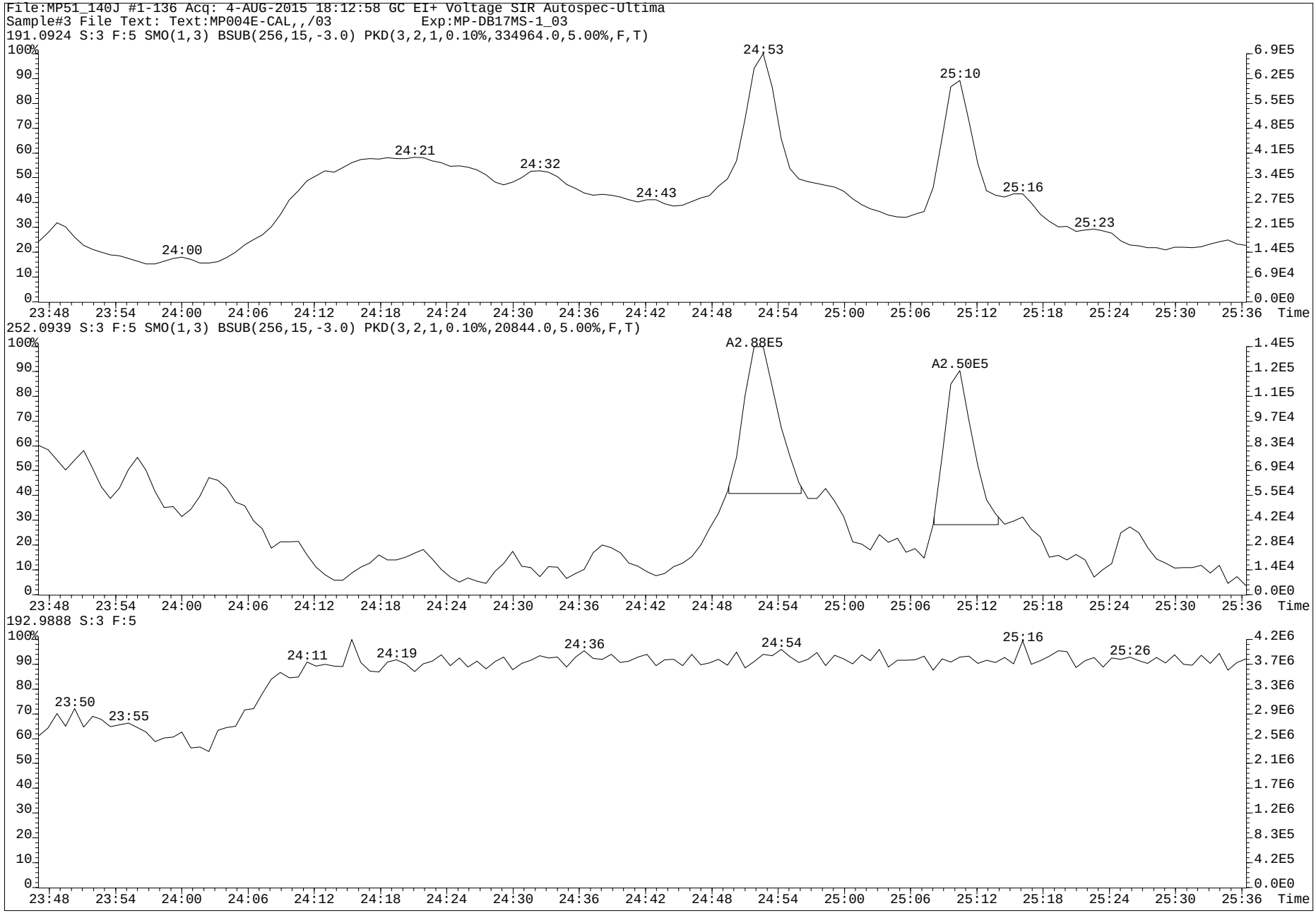
File:MP51_140J #1-136 Acq: 4-AUG-2015 18:12:58 GC EI+ Voltage SIR Autospec-Ultima
Sample#3 File Text: Text:MP004E-CAL,,/03 Exp:MP-DB17MS-1_03
191.0924 S:3 F:5 SMO(1,3) BSUB(256,15,-3.0) PKD(3,2,1,0.10%,334964.0,5.00%,F,T)
24:00
24:21
24:32
24:43
24:53
25:10
25:16
25:23
252.0939 S:3 F:5 SMO(1,3) BSUB(256,15,-3.0) PKD(3,2,1,0.10%,20844.0,5.00%,F,T)
A2.88E5
A2.50E5
192.9888 S:3 F:5
23:50
23:55
24:11
24:19
24:36
24:54
25:16
25:26
Time

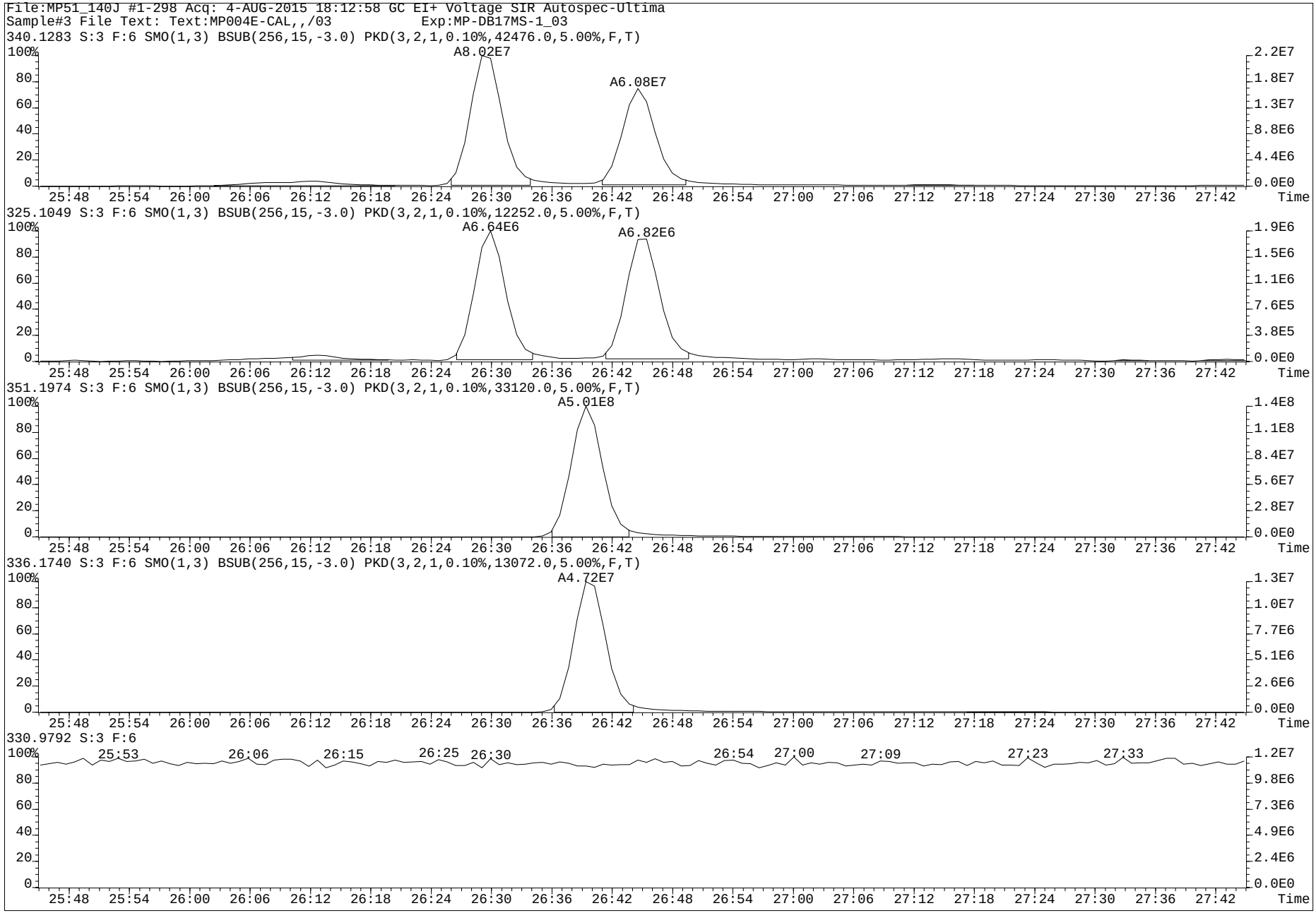
File:MP51_140J #1-298 Acq: 4-AUG-2015 18:12:58 GC EI+ Voltage SIR Autospec-Ultima
Sample#3 File Text: Text:MP004E-CAL,,/03 Exp:MP-DB17MS-1_03
340.1283 S:3 F:6 SMO(1,3) BSUB(256,15,-3.0) PKD(3,2,1,0.10%,42476.0,5.00%,F,T)
A8.02E7
A6.08E7
325.1049 S:3 F:6 SMO(1,3) BSUB(256,15,-3.0) PKD(3,2,1,0.10%,12252.0,5.00%,F,T)
A6.64E6
A6.82E6
351.1974 S:3 F:6 SMO(1,3) BSUB(256,15,-3.0) PKD(3,2,1,0.10%,33120.0,5.00%,F,T)
A5.01E8
336.1740 S:3 F:6 SMO(1,3) BSUB(256,15,-3.0) PKD(3,2,1,0.10%,13072.0,5.00%,F,T)
A4.72E7
330.9792 S:3 F:6
Time

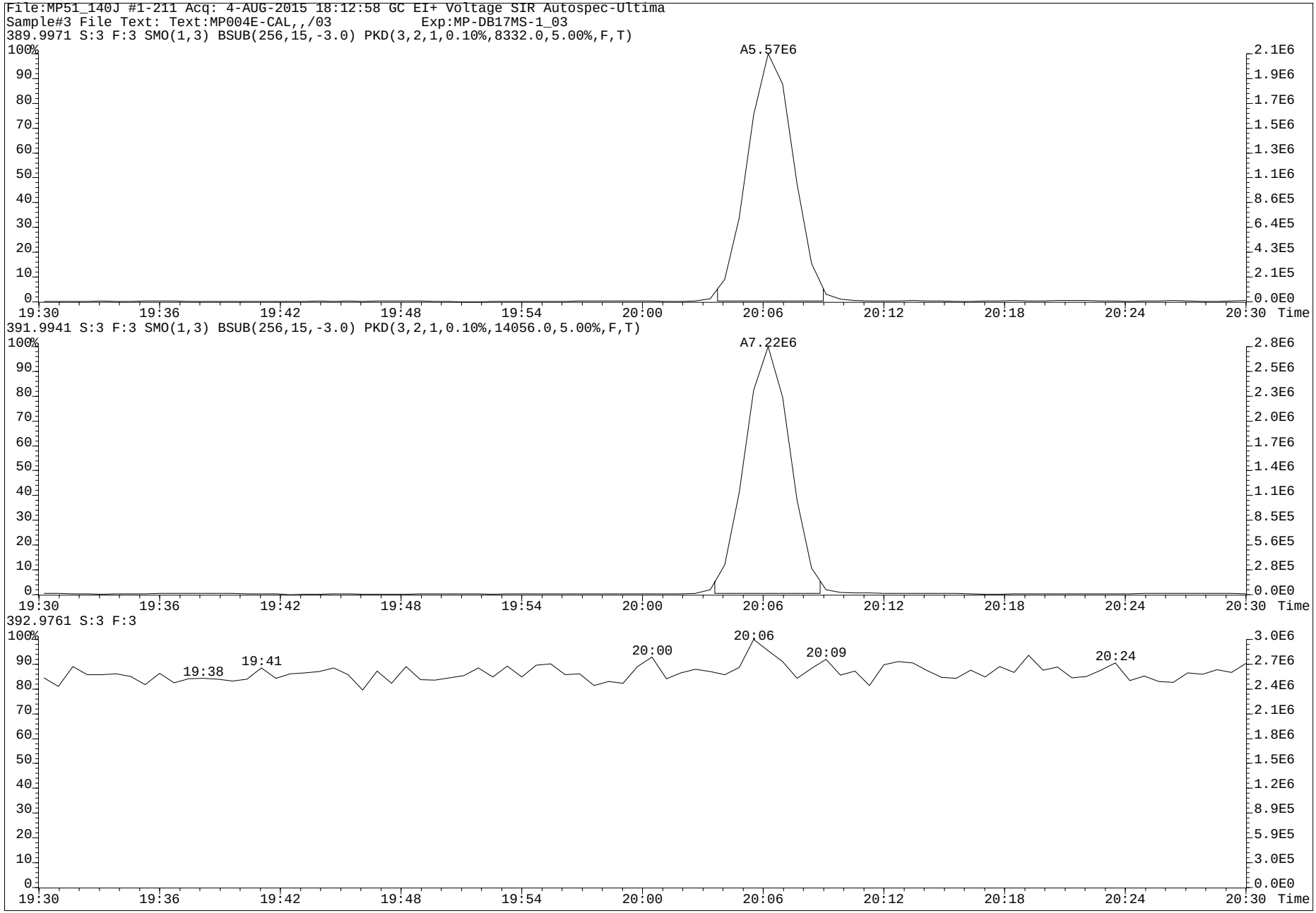
File:MP51_140J #1-211 Acq: 4-AUG-2015 18:12:58 GC EI+ Voltage SIR Autospec-Ultima
Sample#3 File Text: Text:MP004E-CAL,,/03 Exp:MP-DB17MS-1_03
389.9971 S:3 F:3 SMO(1,3) BSUB(256,15,-3.0) PKD(3,2,1,0.10%,8332.0,5.00%,F,T)
A5.57E6
391.9941 S:3 F:3 SMO(1,3) BSUB(256,15,-3.0) PKD(3,2,1,0.10%,14056.0,5.00%,F,T)
A7.22E6
392.9761 S:3 F:3
19:38
19:41
20:00
20:06
20:09
20:24
Time

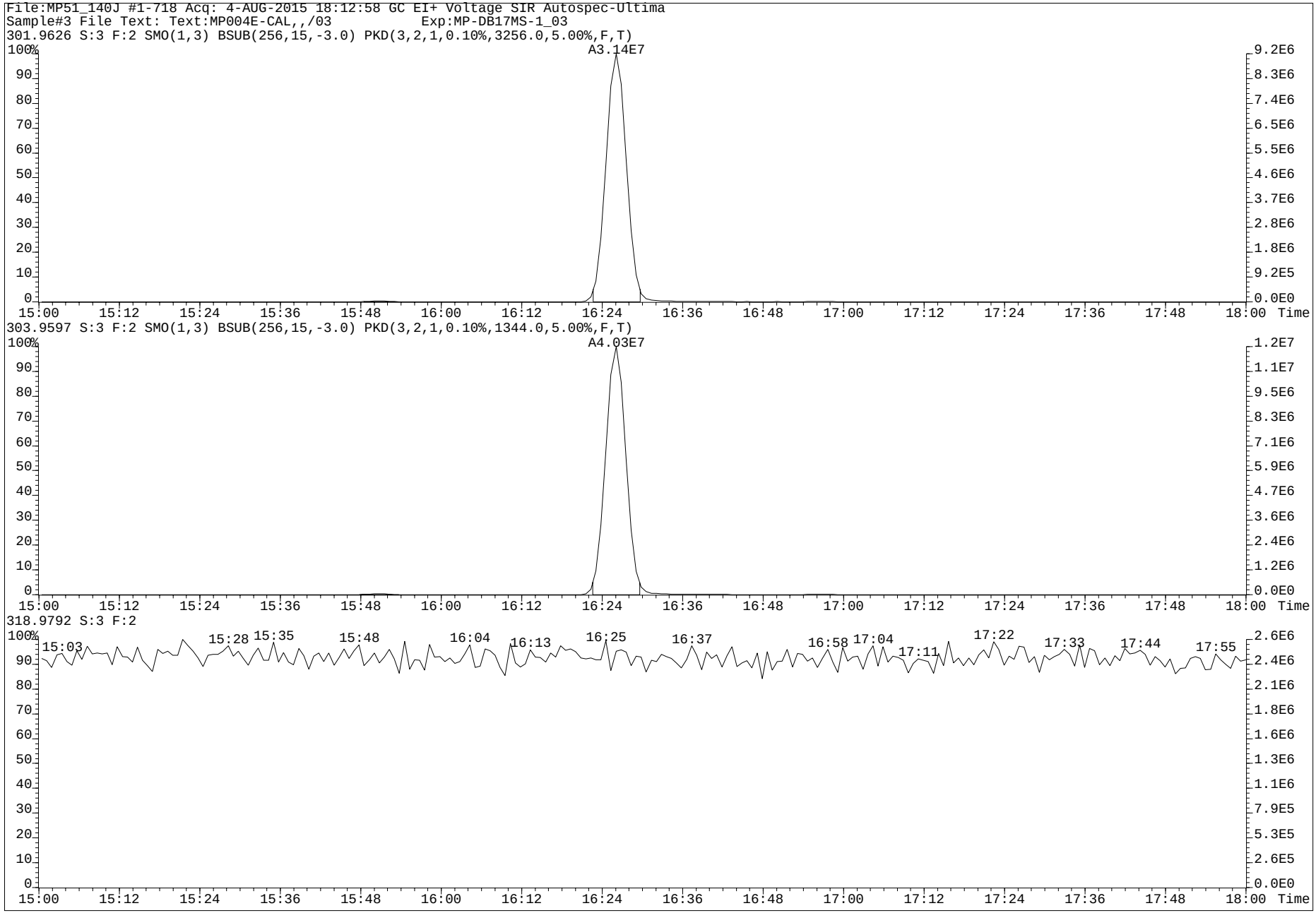
File:MP51_140J #1-718 Acq: 4-AUG-2015 18:12:58 GC EI+ Voltage SIR Autospec-Ultima
Sample#3 File Text: Text:MP004E-CAL,,/03 Exp:MP-DB17MS-1_03
301.9626 S:3 F:2 SMO(1,3) BSUB(256,15,-3.0) PKD(3,2,1,0.10%,3256.0,5.00%,F,T)
A3.14E7
303.9597 S:3 F:2 SMO(1,3) BSUB(256,15,-3.0) PKD(3,2,1,0.10%,1344.0,5.00%,F,T)
A4.03E7
318.9792 S:3 F:2
15:03
15:28
15:35
15:48
16:04
16:13
16:25
16:37
16:58
17:04
17:11
17:22
17:33
17:44
17:55
Time

www.axysanalytical.com

Run #6 Filename MP51_140K S: 6 I: 1 Acquired: 5-AUG-15 00:20:51 Processed: 5-AUG-15 18:13:47
Run: mp51_140j-a Analyte: MP-DB17-C06 Cal: MP51_140J-8A Results: mp51_140j-a Version: V3.6 6-JAN-2000 17:51:42
Sample text: MP004F-CAL,,/03 Comments: 1,,2.0uL CS-6 F1: 50.00 F2: 1.00

	Typ	Name	Amount	Resp	RA		RT	RF	RRF		Modified?
1	Unk	1-OH-Naphthalene	206.00	3.91e+08	1.33	n	8:09	-	1.1488	y	n
2	Unk	1-OH-Pyrene	206.00	4.54e+08	4.98	n	20:47	-	0.9872	y	n
3	Unk	3-OH-Chrysene	256.00	6.47e+08	2.97	n	23:03	-	0.7114	y	n
4	Unk	3-OH-Benz[a]anthracene	253.00	8.55e+08	3.17	n	23:14	-	0.9860	y	n
5	Unk	7,8-OH-Benzo[a]pyrene-C	253.50	*	*	n	NotF»	-	*	n	n
6	Unk	7,8-OH-Benzo[a]pyrene-T	254.00	*	*	n	NotF»	-	*	n	n
7	Unk	7,8-OH-Benzo[a]pyrene-3	507.00	*	*	n	NotF»	-	*	n	n
8	Unk	9-OH-Benzo[a]pyrene	256.50	4.53e+08	11.21	n	26:29	-	0.4963	y	n
9	Unk	3-OH-Benzo[a]pyrene	261.50	3.52e+08	8.44	n	26:44	-	0.6189	y	n
10	Unk	7,8-OH-Benzo[a]pyrene-4	507.00	*	*	n	NotF»	-	*	n	n
11	IS	13C6-1-OH-Naphthalene	250.00	4.13e+08	1.19	n	8:08	-	1.3054	y	n
12	IS	13C6-1-OH-Pyrene	250.00	5.58e+08	4.93	n	20:47	-	1.7628	y	n
13	IS	13C6-1-OH-BAA	252.00	8.64e+08	3.54	n	22:30	-	2.7086	y	n
14	IS	13C6-3-OH-Chrysene	252.50	8.98e+08	2.98	n	23:03	-	2.8095	y	n
15	IS	D11-3-OH-Benzo[a]pyrene	248.80	5.42e+08	10.16	n	26:39	-	1.7205	y	n
16	IS	13C-CL4-OH-PCB-79	50.00	1.22e+07	0.79	y	20:06	-	0.1921	y	n
17	IS	13C-CL4-PCB-79	0.00	*	*	n	NotF»	-	Div0	n	n
18	RS	13C-CL4-PCB-81	50.00	6.33e+07	0.78	y	16:26	1.27e+06	-	n	n
19	Tot	Fn1 Lock	0.00	-			-	-	-	n	n
20	Tot	Fn2 Lock	0.00	-			-	-	-	n	n
21	Tot	Fn3 Lock	0.00	-			-	-	-	n	n
22	Tot	Fn4 Lock	0.00	-			-	-	-	n	n
23	Tot	Fn4 Lock	0.00	-			-	-	-	n	n
24	Tot	Fn5 Lock	0.00	-			-	-	-	n	n
25	Tot	Fn6 Lock	0.00	-			-	-	-	n	n

PV AS 8-AUG-2015

SV by MW
10-Aug-2015

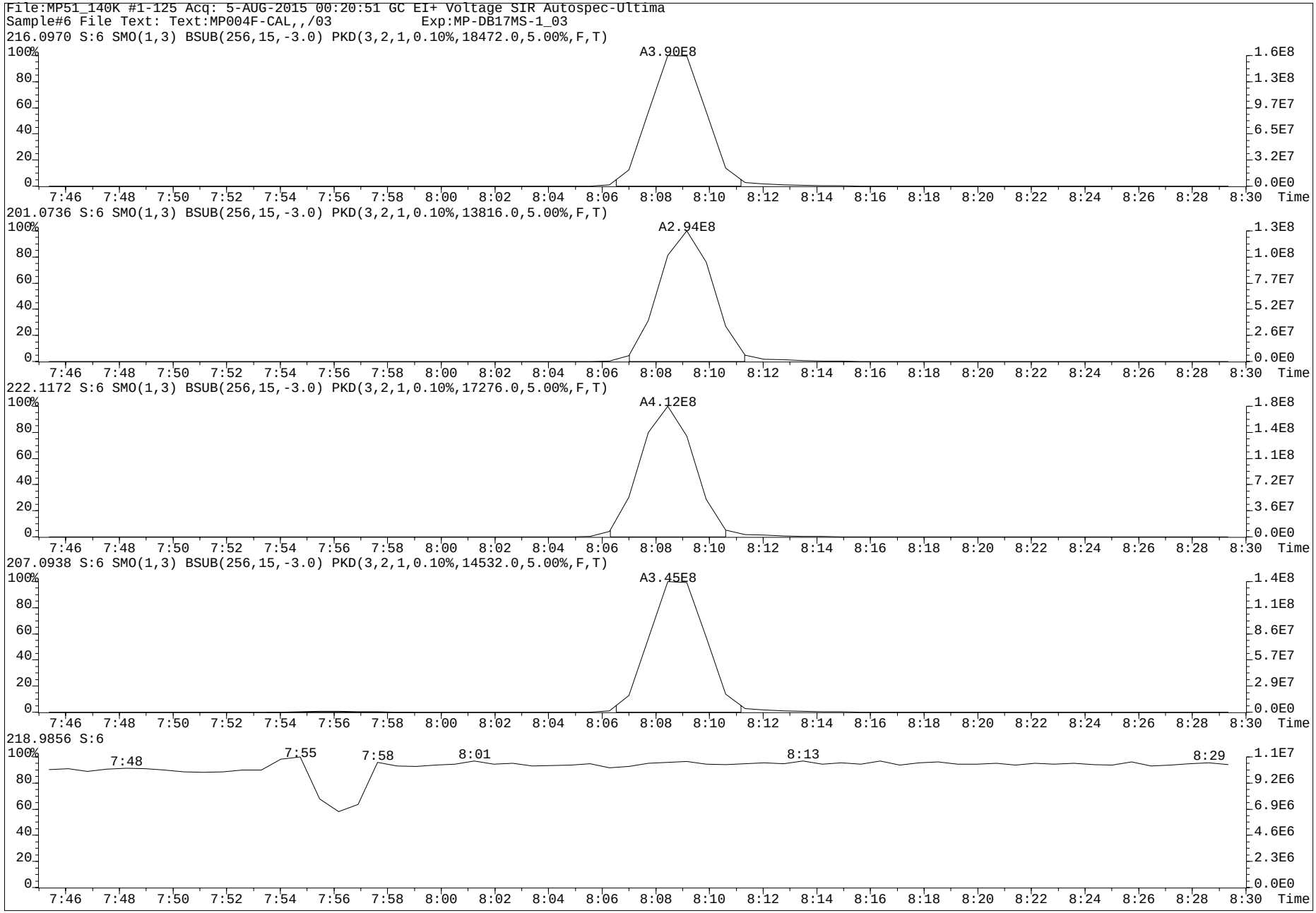
File:MP51_140K #1-125 Acq: 5-AUG-2015 00:20:51 GC EI+ Voltage SIR Autospec-Ultima
Sample#6 File Text: Text:MP004F-CAL,,/03 Exp:MP-DB17MS-1_03
216.0970 S:6 SMO(1,3) BSUB(256,15,-3.0) PKD(3,2,1,0.10%,18472.0,5.00%,F,T)
A3.90E8
201.0736 S:6 SMO(1,3) BSUB(256,15,-3.0) PKD(3,2,1,0.10%,13816.0,5.00%,F,T)
A2.94E8
222.1172 S:6 SMO(1,3) BSUB(256,15,-3.0) PKD(3,2,1,0.10%,17276.0,5.00%,F,T)
A4.12E8
207.0938 S:6 SMO(1,3) BSUB(256,15,-3.0) PKD(3,2,1,0.10%,14532.0,5.00%,F,T)
A3.45E8
218.9856 S:6
7:48
7:55
7:58
8:01
8:13
8:29
Time

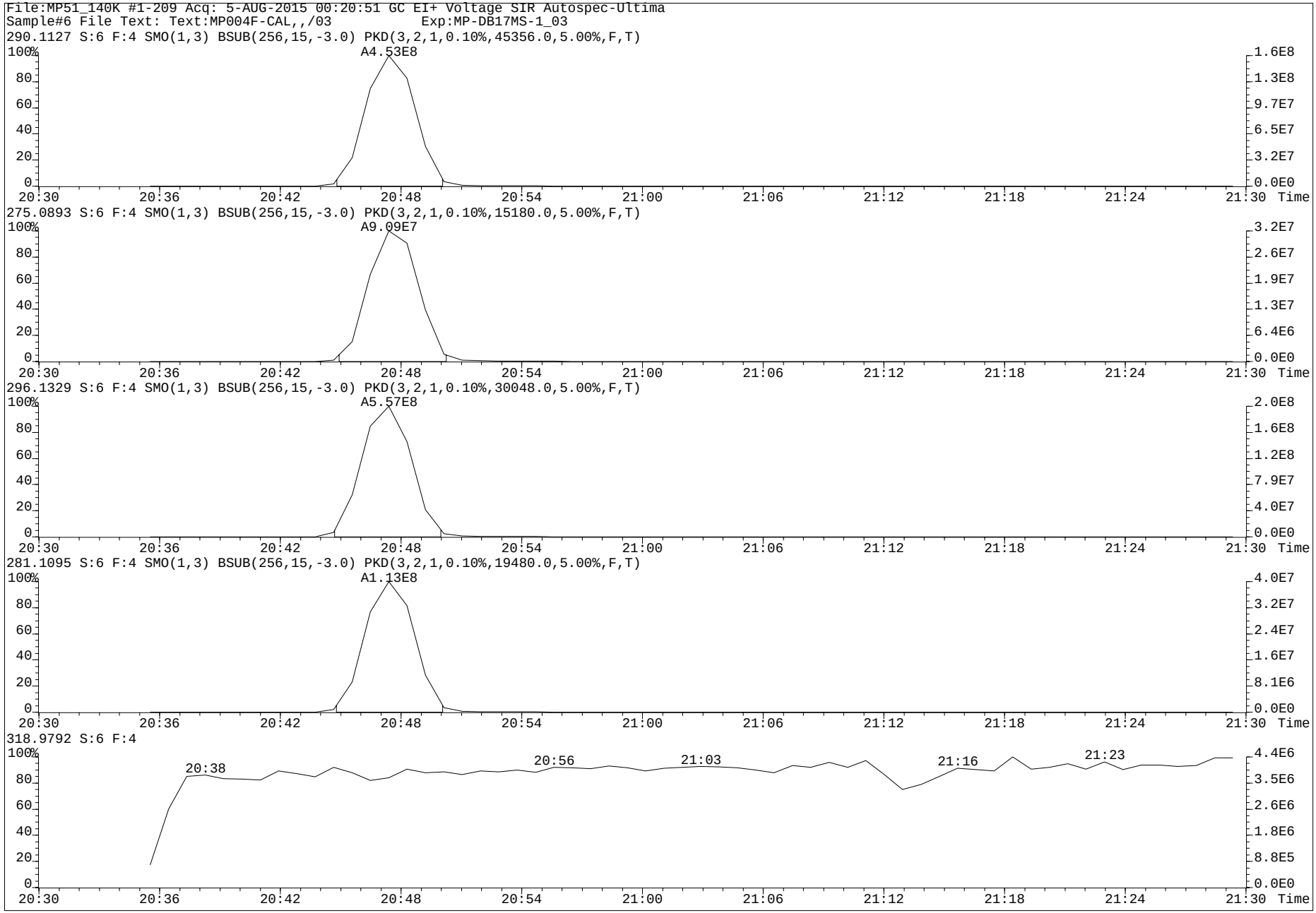
File:MP51_140K #1-209 Acq: 5-AUG-2015 00:20:51 GC EI+ Voltage SIR Autospec-Ultima
Sample#6 File Text: Text:MP004F-CAL,,/03 Exp:MP-DB17MS-1_03
290.1127 S:6 F:4 SMO(1,3) BSUB(256,15,-3.0) PKD(3,2,1,0.10%,45356.0,5.00%,F,T)
A4.53E8
275.0893 S:6 F:4 SMO(1,3) BSUB(256,15,-3.0) PKD(3,2,1,0.10%,15180.0,5.00%,F,T)
A9.09E7
296.1329 S:6 F:4 SMO(1,3) BSUB(256,15,-3.0) PKD(3,2,1,0.10%,30048.0,5.00%,F,T)
A5.57E8
281.1095 S:6 F:4 SMO(1,3) BSUB(256,15,-3.0) PKD(3,2,1,0.10%,19480.0,5.00%,F,T)
A1.13E8
318.9792 S:6 F:4
20:38
20:56
21:03
21:16
21:23
Time

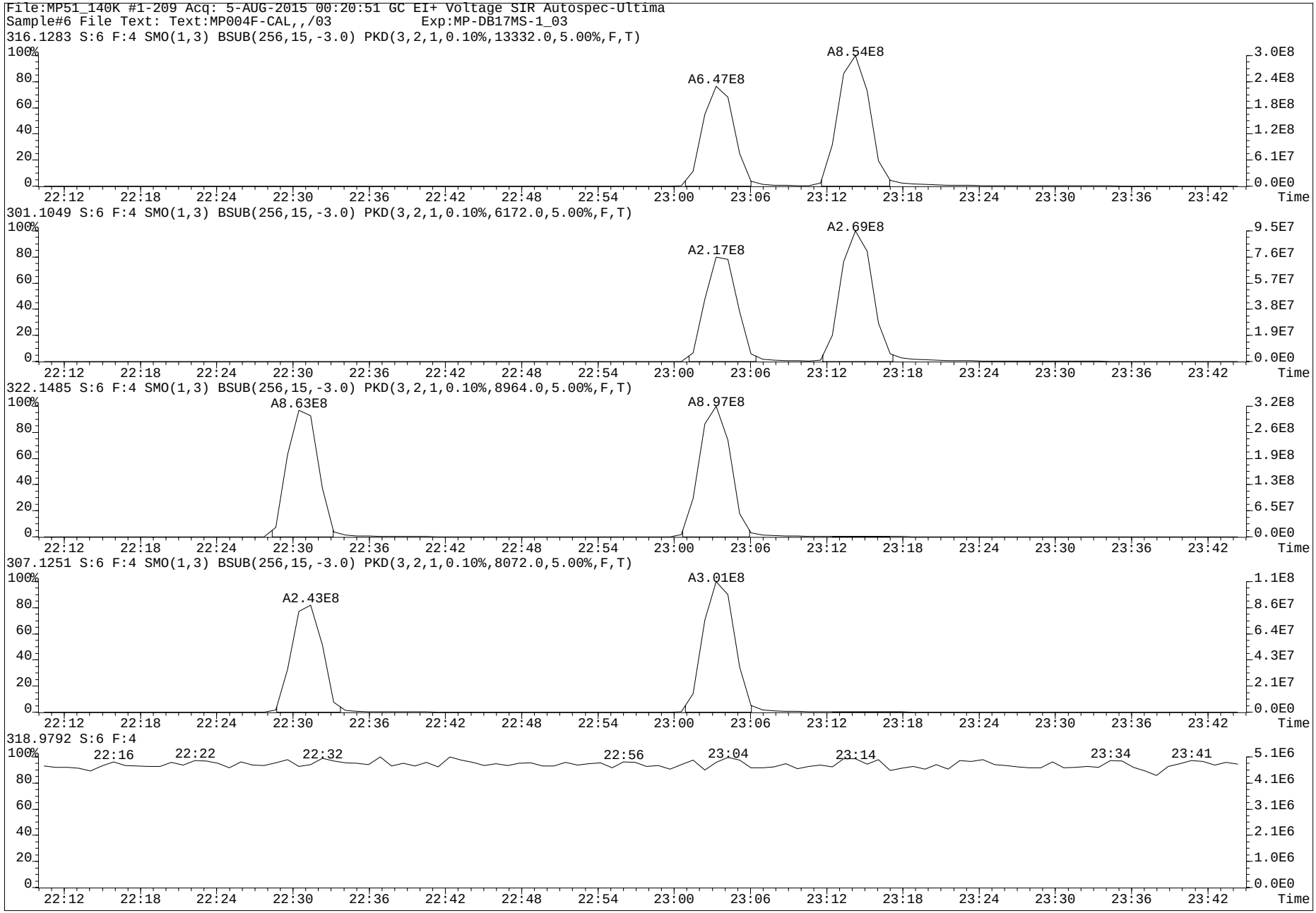
File:MP51_140K #1-209 Acq: 5-AUG-2015 00:20:51 GC EI+ Voltage SIR Autospec-Ultima
Sample#6 File Text: Text:MP004F-CAL,,/03 Exp:MP-DB17MS-1_03
316.1283 S:6 F:4 SMO(1,3) BSUB(256,15,-3.0) PKD(3,2,1,0.10%,13332.0,5.00%,F,T)
A6.47E8
A8.54E8
301.1049 S:6 F:4 SMO(1,3) BSUB(256,15,-3.0) PKD(3,2,1,0.10%,6172.0,5.00%,F,T)
A2.17E8
A2.69E8
322.1485 S:6 F:4 SMO(1,3) BSUB(256,15,-3.0) PKD(3,2,1,0.10%,8964.0,5.00%,F,T)
A8.63E8
A8.97E8
307.1251 S:6 F:4 SMO(1,3) BSUB(256,15,-3.0) PKD(3,2,1,0.10%,8072.0,5.00%,F,T)
A2.43E8
A3.01E8
318.9792 S:6 F:4
22:16
22:22
22:32
22:56
23:04
23:14
23:34
23:41
Time

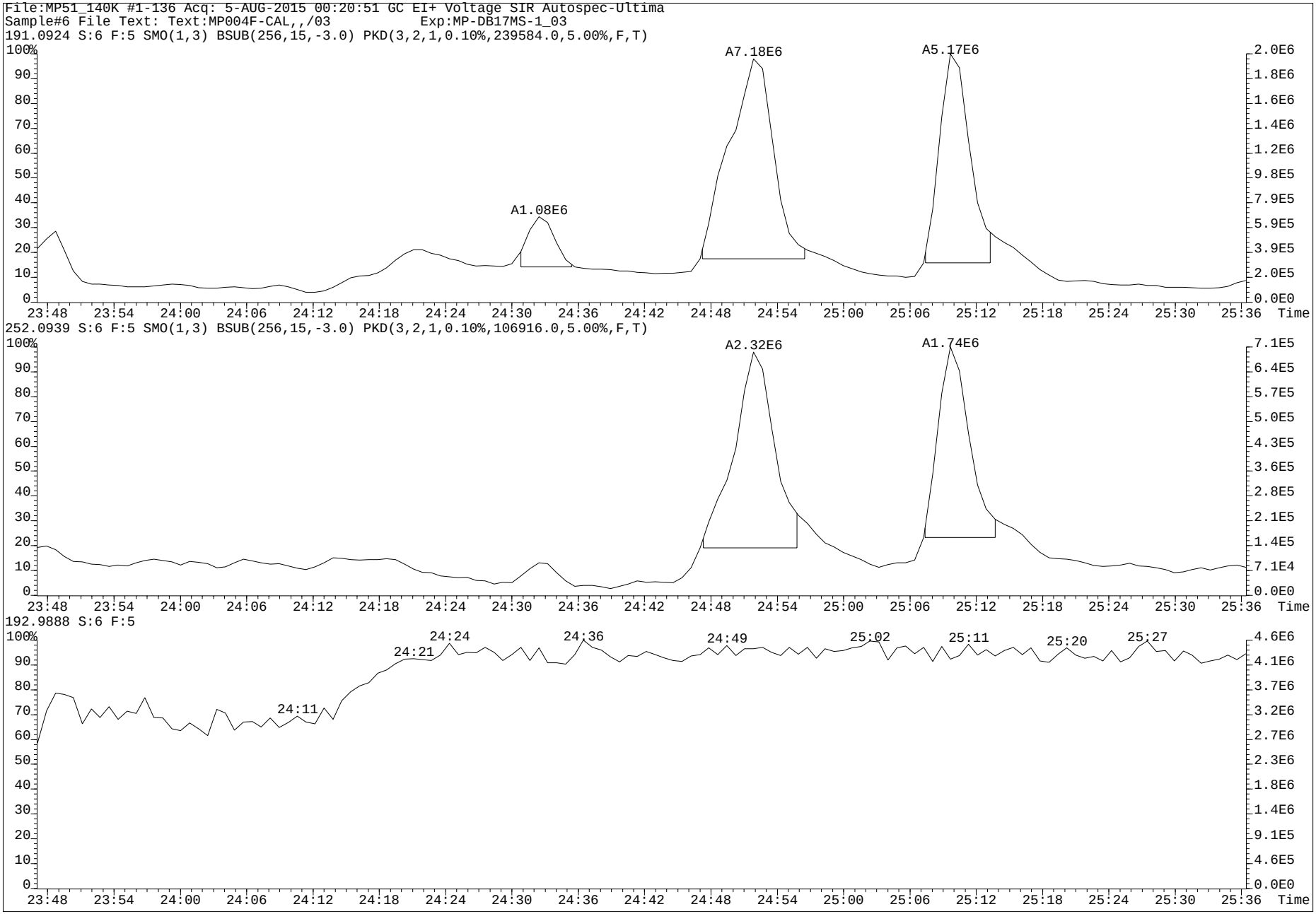
File:MP51_140K #1-136 Acq: 5-AUG-2015 00:20:51 GC EI+ Voltage SIR Autospec-Ultima
Sample#6 File Text: Text:MP004F-CAL,,/03 Exp:MP-DB17MS-1_03
191.0924 S:6 F:5 SMO(1,3) BSUB(256,15,-3.0) PKD(3,2,1,0.10%,239584.0,5.00%,F,T)
A1.08E6
A7.18E6
A5.17E6
252.0939 S:6 F:5 SMO(1,3) BSUB(256,15,-3.0) PKD(3,2,1,0.10%,106916.0,5.00%,F,T)
A2.32E6
A1.74E6
192.9888 S:6 F:5
24:11
24:21
24:24
24:36
24:49
25:02
25:11
25:20
25:27
Time

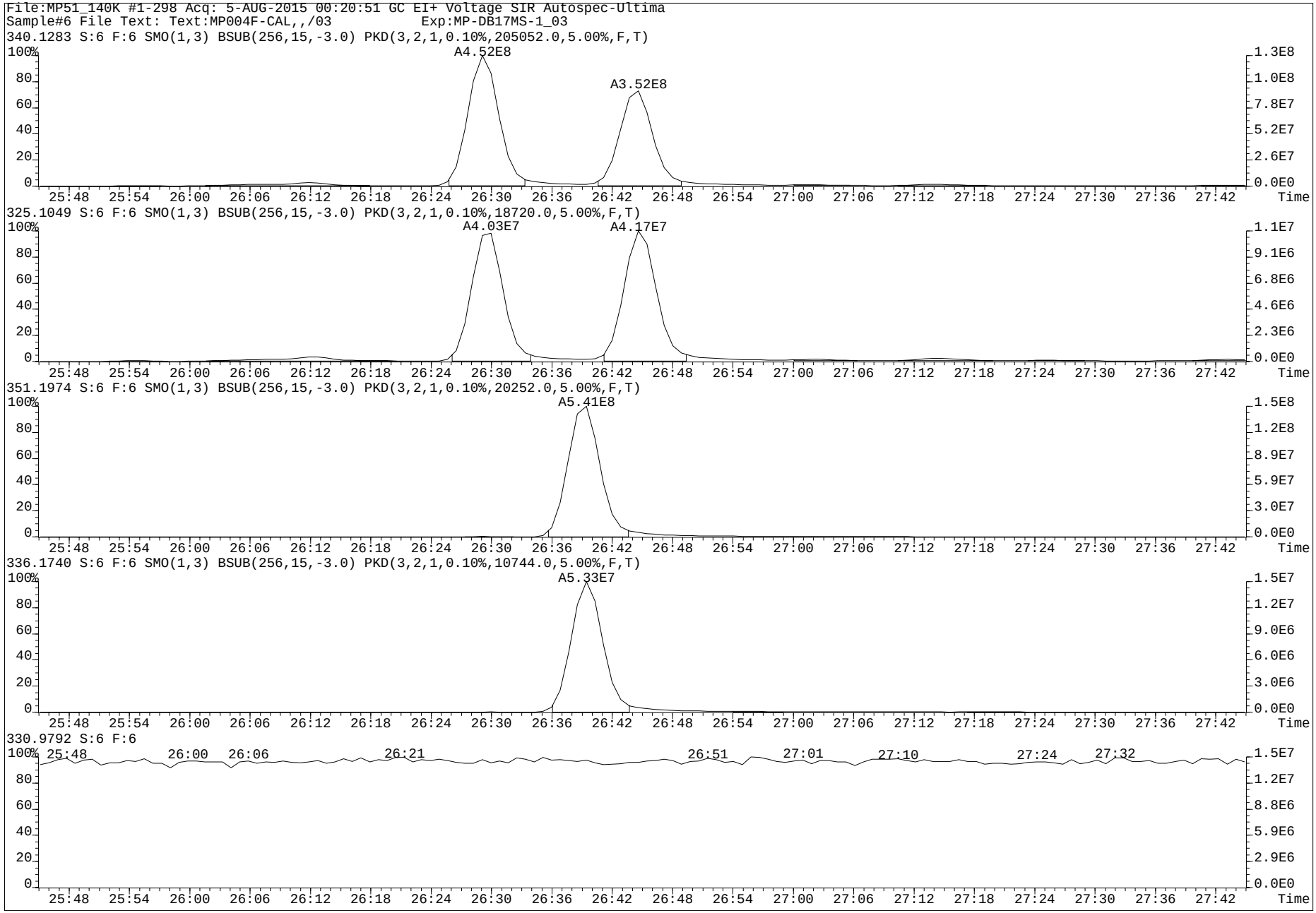
File:MP51_140K #1-298 Acq: 5-AUG-2015 00:20:51 GC EI+ Voltage SIR Autospec-Ultima
Sample#6 File Text: Text:MP004F-CAL,,/03 Exp:MP-DB17MS-1_03
340.1283 S:6 F:6 SMO(1,3) BSUB(256,15,-3.0) PKD(3,2,1,0.10%,205052.0,5.00%,F,T)
A4.52E8
A3.52E8
325.1049 S:6 F:6 SMO(1,3) BSUB(256,15,-3.0) PKD(3,2,1,0.10%,18720.0,5.00%,F,T)
A4.03E7
A4.17E7
351.1974 S:6 F:6 SMO(1,3) BSUB(256,15,-3.0) PKD(3,2,1,0.10%,20252.0,5.00%,F,T)
A5.41E8
336.1740 S:6 F:6 SMO(1,3) BSUB(256,15,-3.0) PKD(3,2,1,0.10%,10744.0,5.00%,F,T)
A5.33E7
330.9792 S:6 F:6
Time

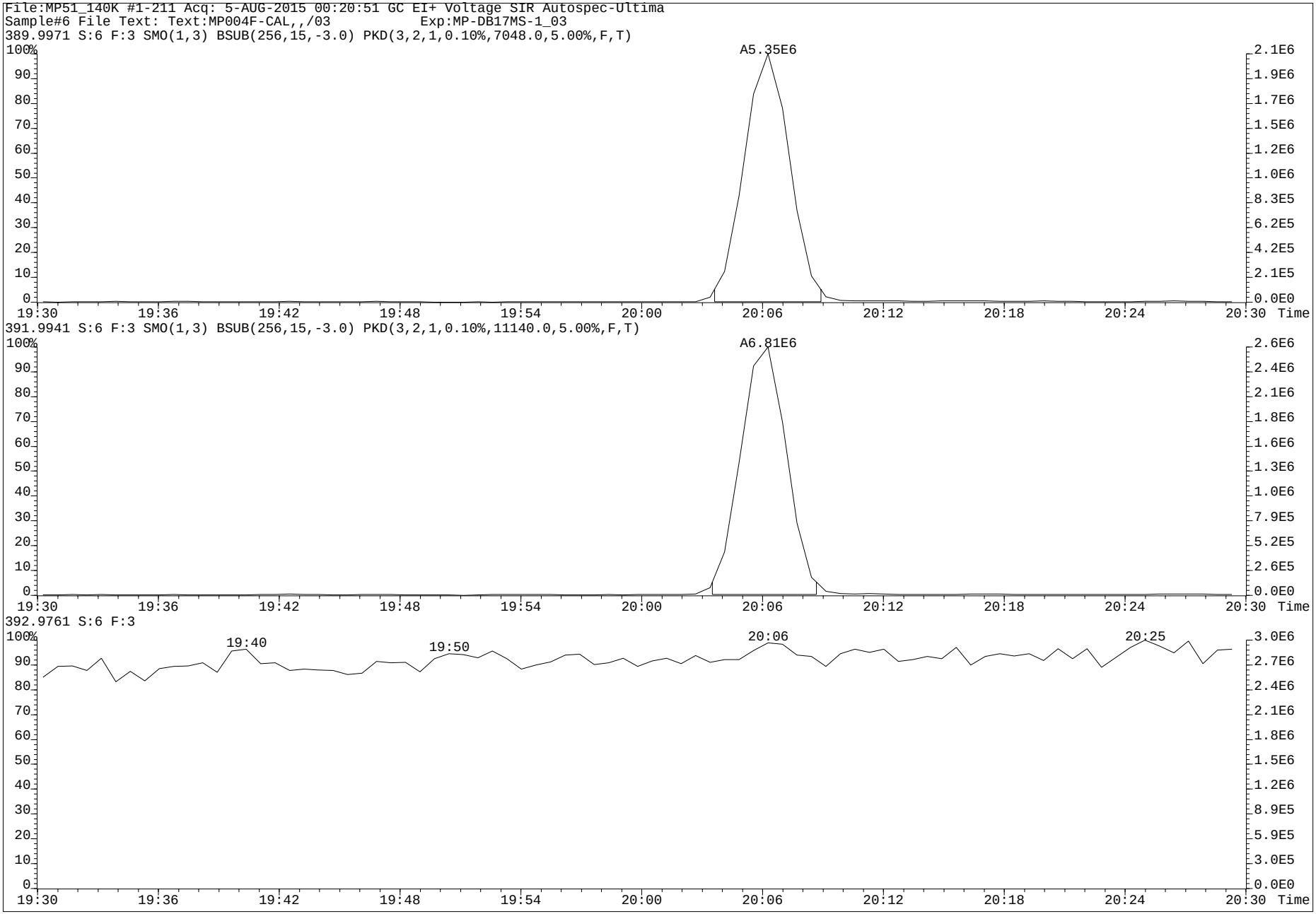
File:MP51_140K #1-211 Acq: 5-AUG-2015 00:20:51 GC EI+ Voltage SIR Autospec-Ultima
Sample#6 File Text: Text:MP004F-CAL,,/03 Exp:MP-DB17MS-1_03
389.9971 S:6 F:3 SMO(1,3) BSUB(256,15,-3.0) PKD(3,2,1,0.10%,7048.0,5.00%,F,T)
A5.35E6
391.9941 S:6 F:3 SMO(1,3) BSUB(256,15,-3.0) PKD(3,2,1,0.10%,11140.0,5.00%,F,T)
A6.81E6
392.9761 S:6 F:3
19:40
19:50
20:06
20:25
Time

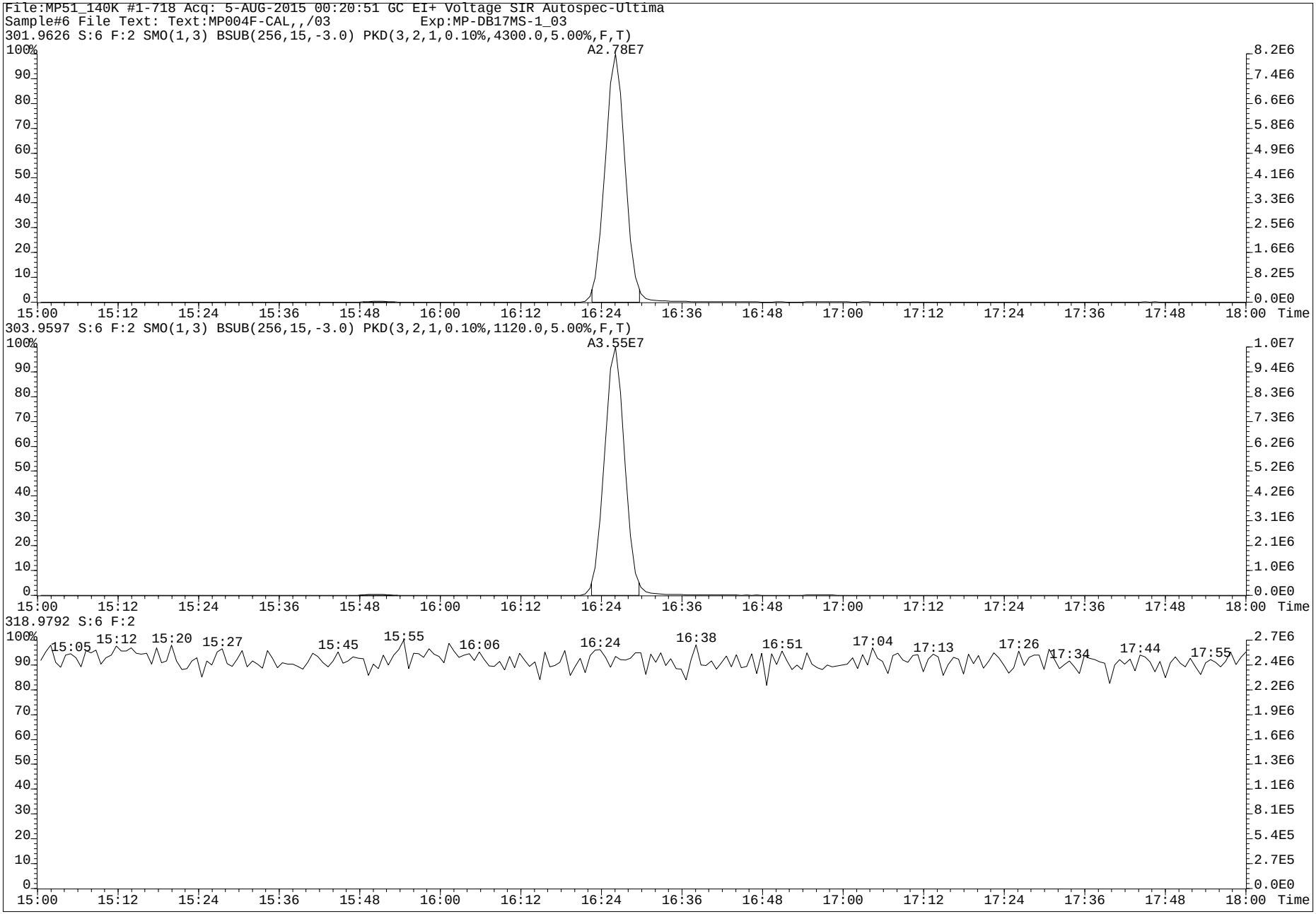
File:MP51_140K #1-718 Acq: 5-AUG-2015 00:20:51 GC EI+ Voltage SIR Autospec-Ultima
Sample#6 File Text: Text:MP004F-CAL,,/03 Exp:MP-DB17MS-1_03
301.9626 S:6 F:2 SMO(1,3) BSUB(256,15,-3.0) PKD(3,2,1,0.10%,4300.0,5.00%,F,T)
A2.78E7
303.9597 S:6 F:2 SMO(1,3) BSUB(256,15,-3.0) PKD(3,2,1,0.10%,1120.0,5.00%,F,T)
A3.55E7
318.9792 S:6 F:2
15:05
15:12
15:20
15:27
15:45
15:55
16:06
16:24
16:38
16:51
17:04
17:13
17:26
17:34
17:44
17:55
Time

www.axysanalytical.com

Run #7 Filename MP51_140K S: 5 I: 1 Acquired: 4-AUG-15 23:46:46 Processed: 5-AUG-15 18:13:47
Run: mp51_140j-a Analyte: MP-DB17-C06 Cal: MP51_140J-8A Results: mp51_140j-a Version: V3.6 6-JAN-2000 17:51:42
Sample text: MP004G-CAL,,/03 Comments: 1,,2.0uL CS-7 F1: 100.00 F2: 1.00

	Typ	Name	Amount	Resp	RA		RT	RF	RRF		Modified?
1	Unk	1-OH-Naphthalene	206.00	3.73e+08	1.28	n	8:08	-	1.1203	y	n
2	Unk	1-OH-Pyrene	206.00	4.52e+08	5.13	n	20:47	-	0.9727	y	n
3	Unk	3-OH-Chrysene	512.00	1.23e+09	3.01	n	23:03	-	0.6884	y	n
4	Unk	3-OH-Benz[a]anthracene	506.00	2.01e+09	3.19	n	23:13	-	1.1595	y	n
5	Unk	7,8-OH-Benzo[a]pyrene-C	507.00	*	*	n	NotF»	-	*	n	n
6	Unk	7,8-OH-Benzo[a]pyrene-T	508.00	*	*	n	NotF»	-	*	n	n
7	Unk	7,8-OH-Benzo[a]pyrene-3	1014.00	*	*	n	NotF»	-	*	n	n
8	Unk	9-OH-Benzo[a]pyrene	513.00	1.19e+09	11.42	n	26:28	-	0.6664	y	n
9	Unk	3-OH-Benzo[a]pyrene	523.00	*	*	n	NotF»	-	*	n	n
10	Unk	7,8-OH-Benzo[a]pyrene-4	1014.00	*	*	n	NotF»	-	*	n	n
11	IS	13C6-1-OH-Naphthalene	250.00	4.04e+08	1.19	n	8:07	-	1.3027	y	n
12	IS	13C6-1-OH-Pyrene	250.00	5.64e+08	5.07	n	20:46	-	1.8175	y	n
13	IS	13C6-1-OH-BAA	252.00	8.62e+08	3.57	n	22:30	-	2.7544	y	n
14	IS	13C6-3-OH-Chrysene	252.50	8.79e+08	3.00	n	23:02	-	2.8027	y	n
15	IS	D11-3-OH-Benzo[a]pyrene	248.80	5.59e+08	10.36	n	26:39	-	1.8102	y	n
16	IS	13C-CL4-OH-PCB-79	50.00	1.20e+07	0.79	y	20:05	-	0.1940	y	n
17	IS	13C-CL4-PCB-79	0.00	*	*	n	NotF»	-	Div0	n	n
18	RS	13C-CL4-PCB-81	50.00	6.21e+07	0.78	y	16:25	1.24e+06	-	n	n
19	Tot	Fn1 Lock	0.00	-			-	-	-	n	n
20	Tot	Fn2 Lock	0.00	-			-	-	-	n	n
21	Tot	Fn3 Lock	0.00	-			-	-	-	n	n
22	Tot	Fn4 Lock	0.00	-			-	-	-	n	n
23	Tot	Fn4 Lock	0.00	-			-	-	-	n	n
24	Tot	Fn5 Lock	0.00	-			-	-	-	n	n
25	Tot	Fn6 Lock	0.00	-			-	-	-	n	n

PV AS 8-AUG-2015

SV by MW
10 - Aug - 2015

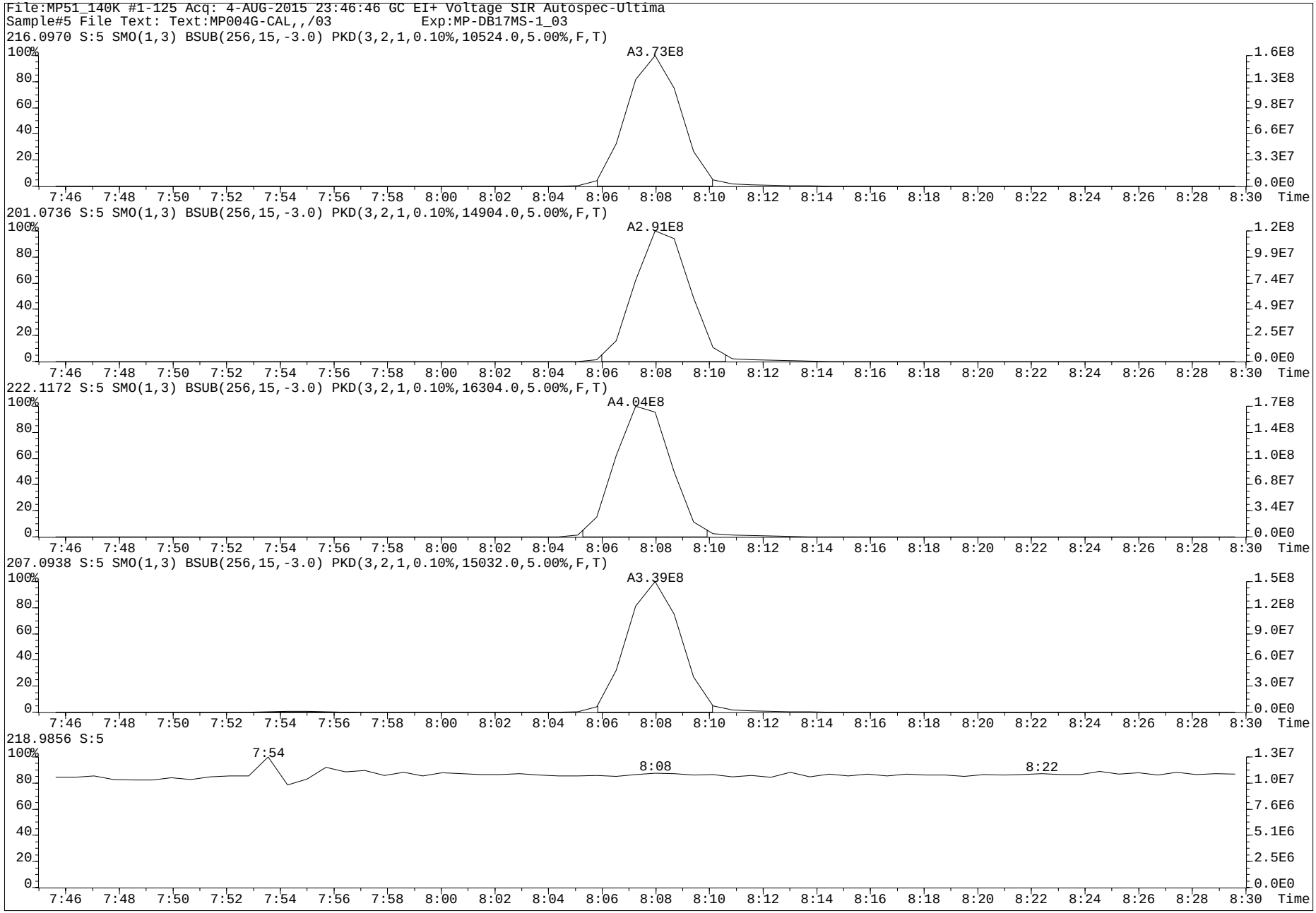
File:MP51_140K #1-125 Acq: 4-AUG-2015 23:46:46 GC EI+ Voltage SIR Autospec-Ultima
Sample#5 File Text: Text:MP004G-CAL,,/03 Exp:MP-DB17MS-1_03
216.0970 S:5 SMO(1,3) BSUB(256,15,-3.0) PKD(3,2,1,0.10%,10524.0,5.00%,F,T)
A3.73E8
201.0736 S:5 SMO(1,3) BSUB(256,15,-3.0) PKD(3,2,1,0.10%,14904.0,5.00%,F,T)
A2.91E8
222.1172 S:5 SMO(1,3) BSUB(256,15,-3.0) PKD(3,2,1,0.10%,16304.0,5.00%,F,T)
A4.04E8
207.0938 S:5 SMO(1,3) BSUB(256,15,-3.0) PKD(3,2,1,0.10%,15032.0,5.00%,F,T)
A3.39E8
218.9856 S:5
7:54
8:08
8:22
Time

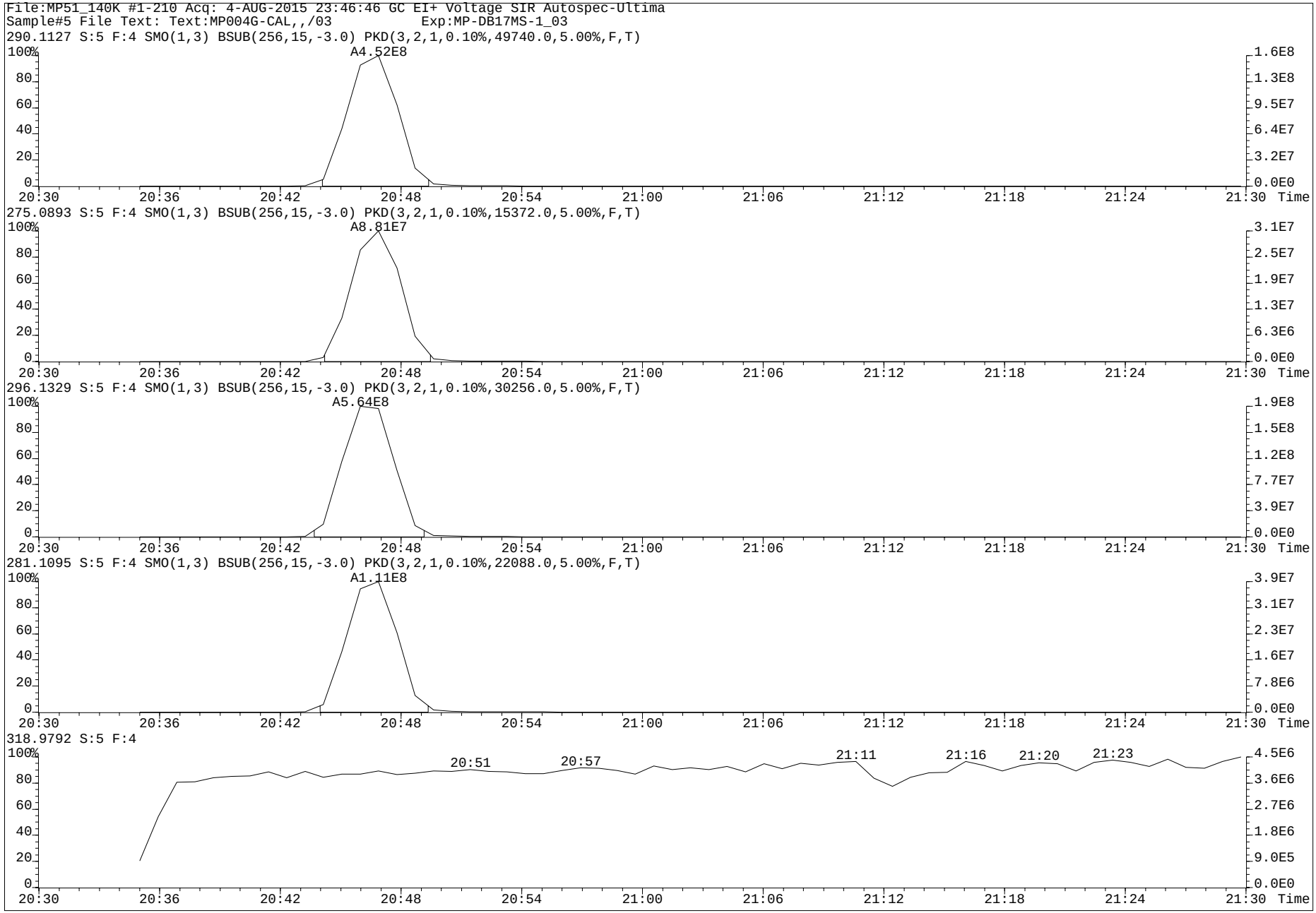
File:MP51_140K #1-210 Acq: 4-AUG-2015 23:46:46 GC EI+ Voltage SIR Autospec-Ultima
Sample#5 File Text: Text:MP004G-CAL,,/03 Exp:MP-DB17MS-1_03
290.1127 S:5 F:4 SMO(1,3) BSUB(256,15,-3.0) PKD(3,2,1,0.10%,49740.0,5.00%,F,T)
A4.52E8
275.0893 S:5 F:4 SMO(1,3) BSUB(256,15,-3.0) PKD(3,2,1,0.10%,15372.0,5.00%,F,T)
A8.81E7
296.1329 S:5 F:4 SMO(1,3) BSUB(256,15,-3.0) PKD(3,2,1,0.10%,30256.0,5.00%,F,T)
A5.64E8
281.1095 S:5 F:4 SMO(1,3) BSUB(256,15,-3.0) PKD(3,2,1,0.10%,22088.0,5.00%,F,T)
A1.11E8
318.9792 S:5 F:4
20:51
20:57
21:11
21:16
21:20
21:23
Time

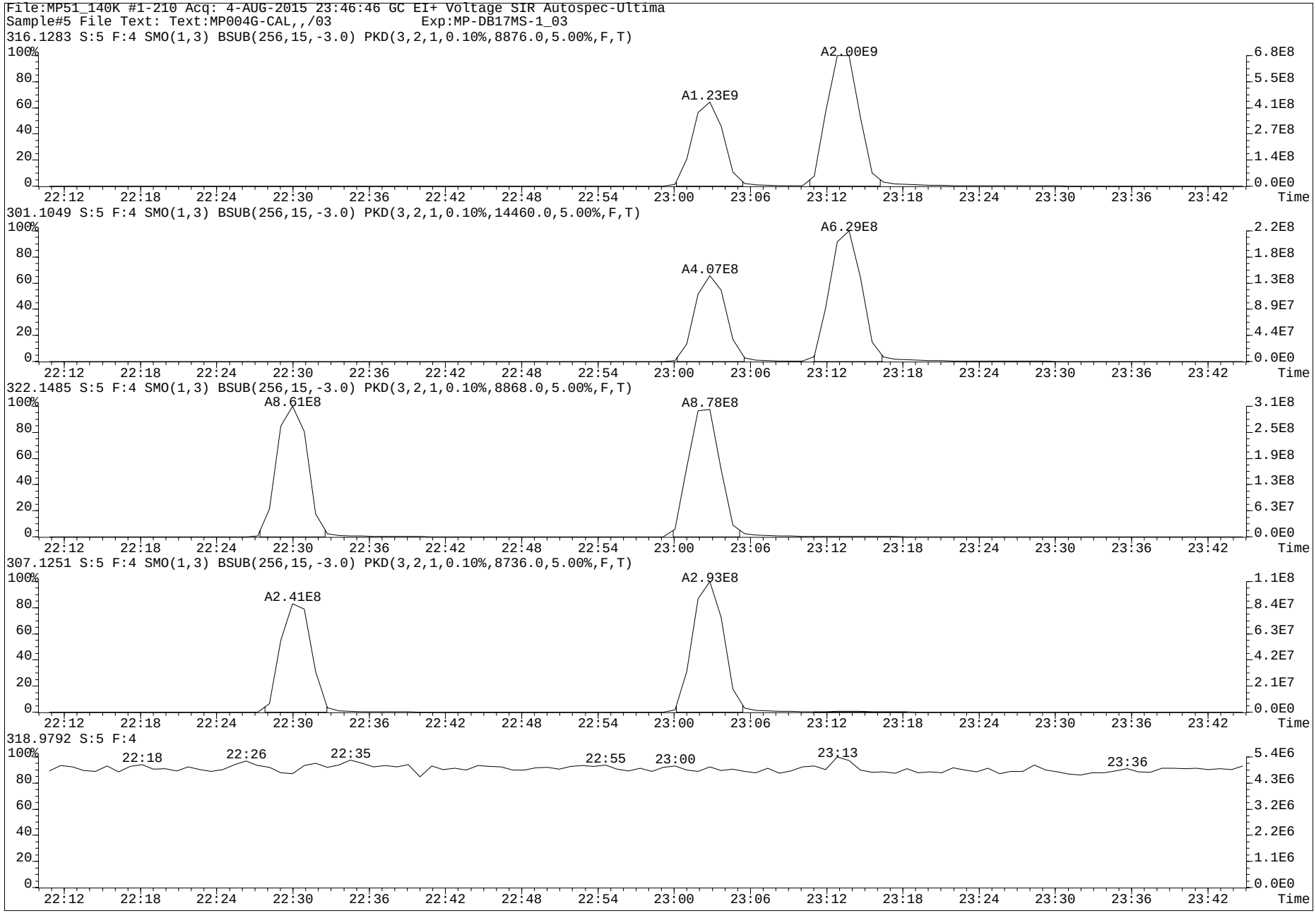
File:MP51_140K #1-210 Acq: 4-AUG-2015 23:46:46 GC EI+ Voltage SIR Autospec-Ultima
Sample#5 File Text: Text:MP004G-CAL,,/03 Exp:MP-DB17MS-1_03
316.1283 S:5 F:4 SMO(1,3) BSUB(256,15,-3.0) PKD(3,2,1,0.10%,8876.0,5.00%,F,T)
A1.23E9
A2.00E9
301.1049 S:5 F:4 SMO(1,3) BSUB(256,15,-3.0) PKD(3,2,1,0.10%,14460.0,5.00%,F,T)
A4.07E8
A6.29E8
322.1485 S:5 F:4 SMO(1,3) BSUB(256,15,-3.0) PKD(3,2,1,0.10%,8868.0,5.00%,F,T)
A8.61E8
A8.78E8
307.1251 S:5 F:4 SMO(1,3) BSUB(256,15,-3.0) PKD(3,2,1,0.10%,8736.0,5.00%,F,T)
A2.41E8
A2.93E8
318.9792 S:5 F:4
22:18
22:26
22:35
22:55
23:00
23:13
23:36
Time

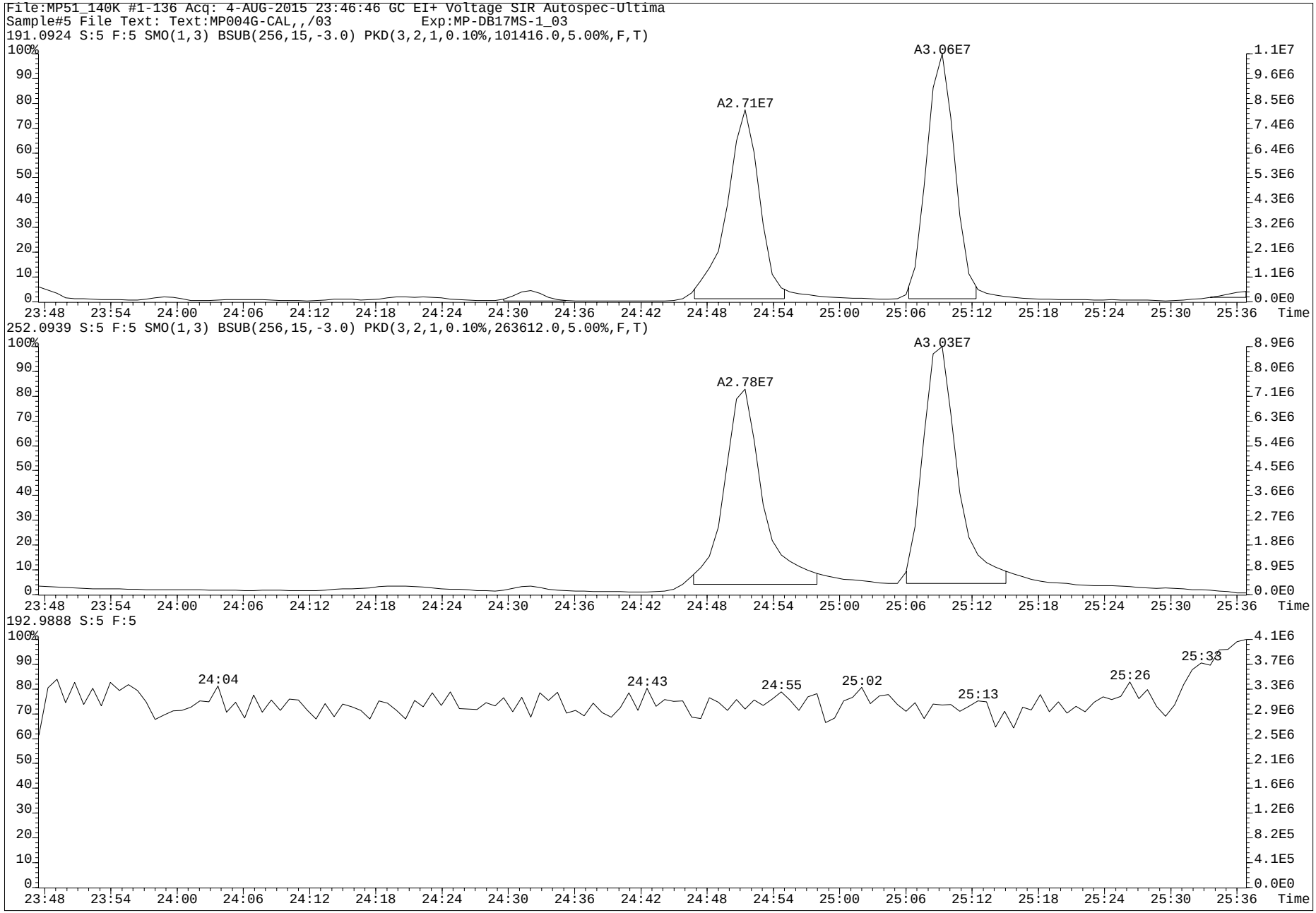
File:MP51_140K #1-136 Acq: 4-AUG-2015 23:46:46 GC EI+ Voltage SIR Autospec-Ultima
Sample#5 File Text: Text:MP004G-CAL,,/03 Exp:MP-DB17MS-1_03
191.0924 S:5 F:5 SMO(1,3) BSUB(256,15,-3.0) PKD(3,2,1,0.10%,101416.0,5.00%,F,T)
A2.71E7
A3.06E7
252.0939 S:5 F:5 SMO(1,3) BSUB(256,15,-3.0) PKD(3,2,1,0.10%,263612.0,5.00%,F,T)
A2.78E7
A3.03E7
192.9888 S:5 F:5
24:04
24:43
24:55
25:02
25:13
25:26
25:33
Time

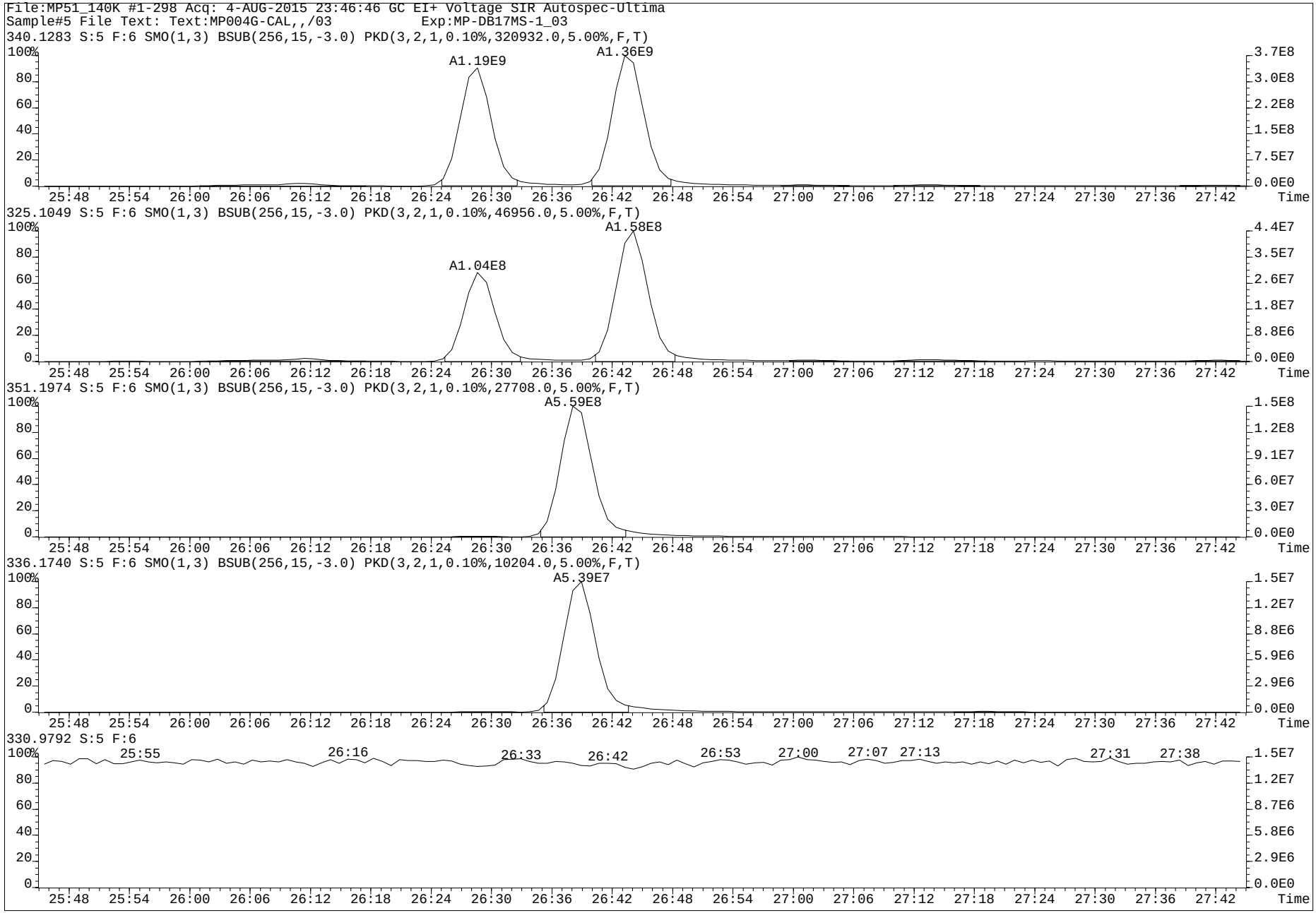
File:MP51_140K #1-298 Acq: 4-AUG-2015 23:46:46 GC EI+ Voltage SIR Autospec-Ultima
Sample#5 File Text: Text:MP004G-CAL,,/03 Exp:MP-DB17MS-1_03
340.1283 S:5 F:6 SMO(1,3) BSUB(256,15,-3.0) PKD(3,2,1,0.10%,320932.0,5.00%,F,T)
A1.19E9
A1.36E9
325.1049 S:5 F:6 SMO(1,3) BSUB(256,15,-3.0) PKD(3,2,1,0.10%,46956.0,5.00%,F,T)
A1.04E8
A1.58E8
351.1974 S:5 F:6 SMO(1,3) BSUB(256,15,-3.0) PKD(3,2,1,0.10%,27708.0,5.00%,F,T)
A5.59E8
336.1740 S:5 F:6 SMO(1,3) BSUB(256,15,-3.0) PKD(3,2,1,0.10%,10204.0,5.00%,F,T)
A5.39E7
330.9792 S:5 F:6
25:55
26:16
26:33
26:42
26:53
27:00
27:07
27:13
27:31
27:38
Time

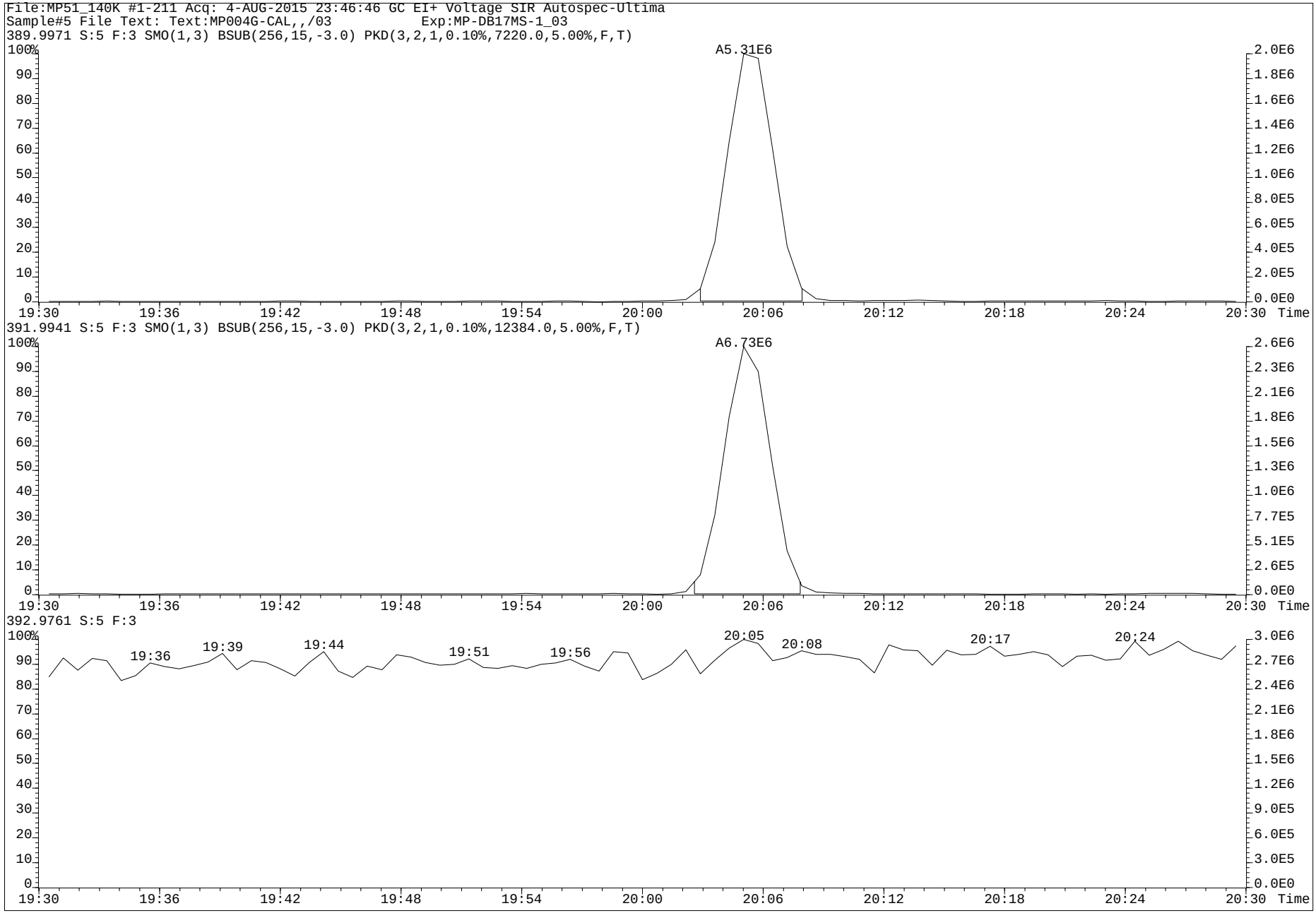
File:MP51_140K #1-211 Acq: 4-AUG-2015 23:46:46 GC EI+ Voltage SIR Autospec-Ultima
Sample#5 File Text: Text:MP004G-CAL,,/03 Exp:MP-DB17MS-1_03
389.9971 S:5 F:3 SMO(1,3) BSUB(256,15,-3.0) PKD(3,2,1,0.10%,7220.0,5.00%,F,T)
A5.31E6
391.9941 S:5 F:3 SMO(1,3) BSUB(256,15,-3.0) PKD(3,2,1,0.10%,12384.0,5.00%,F,T)
A6.73E6
392.9761 S:5 F:3
19:36
19:39
19:44
19:51
19:56
20:05
20:08
20:17
20:24
Time

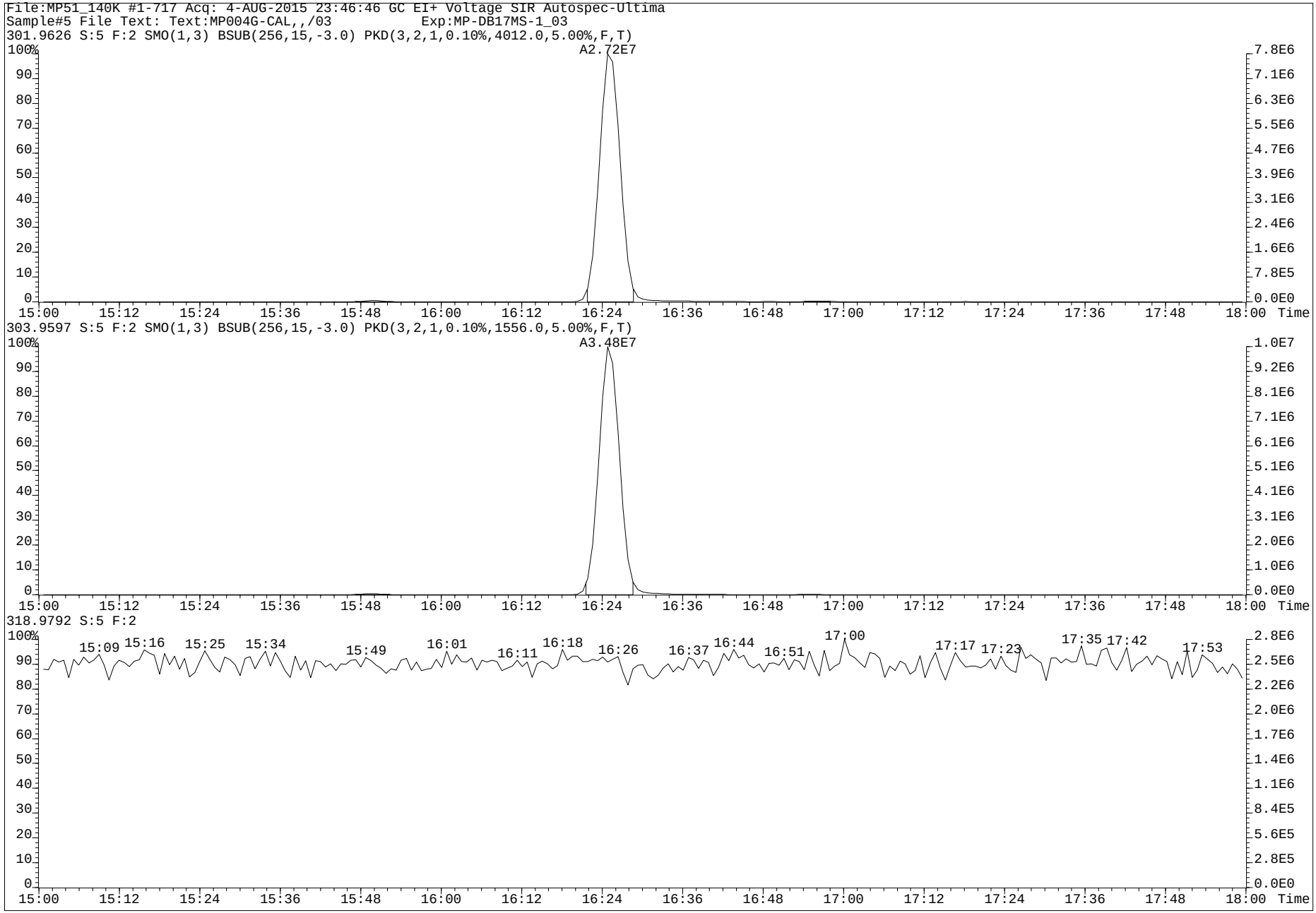
File:MP51_140K #1-717 Acq: 4-AUG-2015 23:46:46 GC EI+ Voltage SIR Autospec-Ultima
Sample#5 File Text: Text:MP004G-CAL,,/03 Exp:MP-DB17MS-1_03
301.9626 S:5 F:2 SMO(1,3) BSUB(256,15,-3.0) PKD(3,2,1,0.10%,4012.0,5.00%,F,T)
A2.72E7
303.9597 S:5 F:2 SMO(1,3) BSUB(256,15,-3.0) PKD(3,2,1,0.10%,1556.0,5.00%,F,T)
A3.48E7
318.9792 S:5 F:2
15:09 15:16 15:25 15:34 15:49 16:01 16:11 16:18 16:26 16:37 16:44 16:51 17:00 17:17 17:23 17:35 17:42 17:53
15:00 15:12 15:24 15:36 15:48 16:00 16:12 16:24 16:36 16:48 17:00 17:12 17:24 17:36 17:48 18:00 Time

www.axysanalytical.com

Run #8 Filename MP51_140K S: 4 I: 1 Acquired: 4-AUG-15 23:12:39 Processed: 5-AUG-15 18:13:48
Run: mp51_140j-a Analyte: MP-DB17-C06 Cal: MP51_140J-8A Results: mp51_140j-a Version: V3.6 6-JAN-2000 17:51:42
Sample text: MP004H-CAL,,/03 Comments: 1,,2.0uL CS-8 F1: 200.00 F2: 1.00

	Typ	Name	Amount	Resp	RA		RT	RF	RRF		Modified?
1	Unk	1-OH-Naphthalene	206.00	3.82e+08	1.29	n	8:08	-	1.1494	y	n
2	Unk	1-OH-Pyrene	206.00	4.63e+08	5.00	n	20:47	-	0.9793	y	n
3	Unk	3-OH-Chrysene	1024.00	2.13e+09	2.65	n	23:03	-	0.6179	y	n
4	Unk	3-OH-Benz[a]anthracene	1012.00	2.77e+09	2.26	n	23:14	-	0.8181	y	n
5	Unk	7,8-OH-Benzo[a]pyrene-C	1014.00	*	*	n	NotF»	-	*	n	n
6	Unk	7,8-OH-Benzo[a]pyrene-T	1016.00	*	*	n	NotF»	-	*	n	n
7	Unk	7,8-OH-Benzo[a]pyrene-3	2028.00	*	*	n	NotF»	-	*	n	n
8	Unk	9-OH-Benzo[a]pyrene	1026.00	*	*	n	NotF»	-	*	n	n
9	Unk	3-OH-Benzo[a]pyrene	1046.00	*	*	n	NotF»	-	*	n	n
10	Unk	7,8-OH-Benzo[a]pyrene-4	2028.00	*	*	n	NotF»	-	*	n	n
11	IS	13C6-1-OH-Naphthalene	250.00	4.04e+08	1.18	n	8:08	-	1.2854	y	n
12	IS	13C6-1-OH-Pyrene	250.00	5.74e+08	4.98	n	20:47	-	1.8271	y	n
13	IS	13C6-1-OH-BAA	252.00	8.44e+08	3.56	n	22:30	-	2.6664	y	n
14	IS	13C6-3-OH-Chrysene	252.50	8.48e+08	3.02	n	23:03	-	2.6760	y	n
15	IS	D11-3-OH-Benzo[a]pyrene	248.80	5.74e+08	10.29	n	26:39	-	1.8380	y	n
16	IS	13C-CL4-OH-PCB-79	50.00	1.28e+07	0.77	y	20:06	-	0.2035	y	n
17	IS	13C-CL4-PCB-79	0.00	*	*	n	NotF»	-	Div0	n	n
18	RS	13C-CL4-PCB-81	50.00	6.28e+07	0.79	y	16:26	1.26e+06	-	n	n
19	Tot	Fn1 Lock	0.00	-			-	-	-	n	n
20	Tot	Fn2 Lock	0.00	-			-	-	-	n	n
21	Tot	Fn3 Lock	0.00	-			-	-	-	n	n
22	Tot	Fn4 Lock	0.00	-			-	-	-	n	n
23	Tot	Fn4 Lock	0.00	-			-	-	-	n	n
24	Tot	Fn5 Lock	0.00	-			-	-	-	n	n
25	Tot	Fn6 Lock	0.00	-			-	-	-	n	n

PV AS 8-AUG-2015

SV by MW
10-Aug-2015

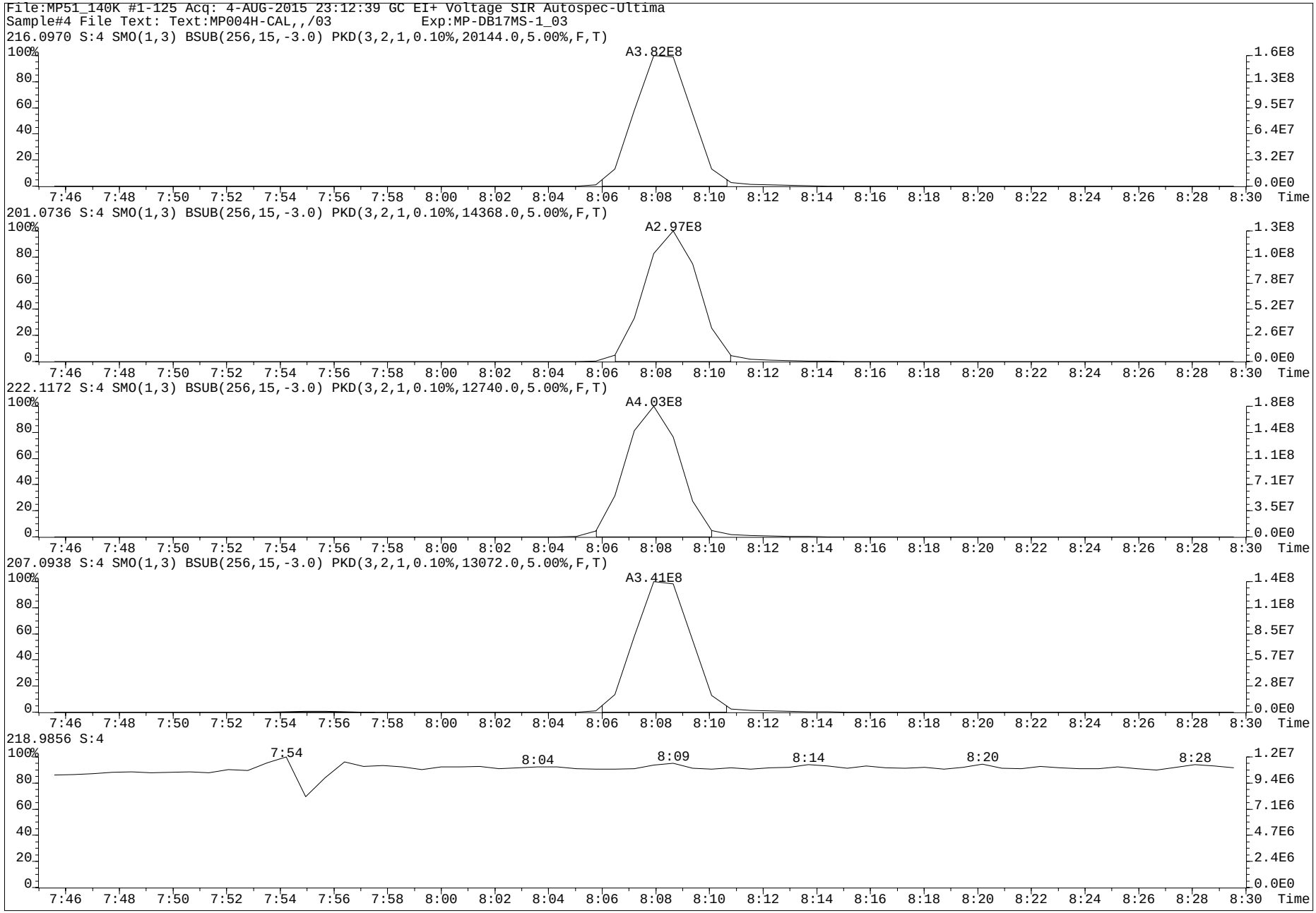
File:MP51_140K #1-125 Acq: 4-AUG-2015 23:12:39 GC EI+ Voltage SIR Autospec-Ultima
Sample#4 File Text: Text:MP004H-CAL,,/03 Exp:MP-DB17MS-1_03
216.0970 S:4 SMO(1,3) BSUB(256,15,-3.0) PKD(3,2,1,0.10%,20144.0,5.00%,F,T)
A3.82E8
201.0736 S:4 SMO(1,3) BSUB(256,15,-3.0) PKD(3,2,1,0.10%,14368.0,5.00%,F,T)
A2.97E8
222.1172 S:4 SMO(1,3) BSUB(256,15,-3.0) PKD(3,2,1,0.10%,12740.0,5.00%,F,T)
A4.03E8
207.0938 S:4 SMO(1,3) BSUB(256,15,-3.0) PKD(3,2,1,0.10%,13072.0,5.00%,F,T)
A3.41E8
218.9856 S:4
7:54
8:04
8:09
8:14
8:20
8:28
Time

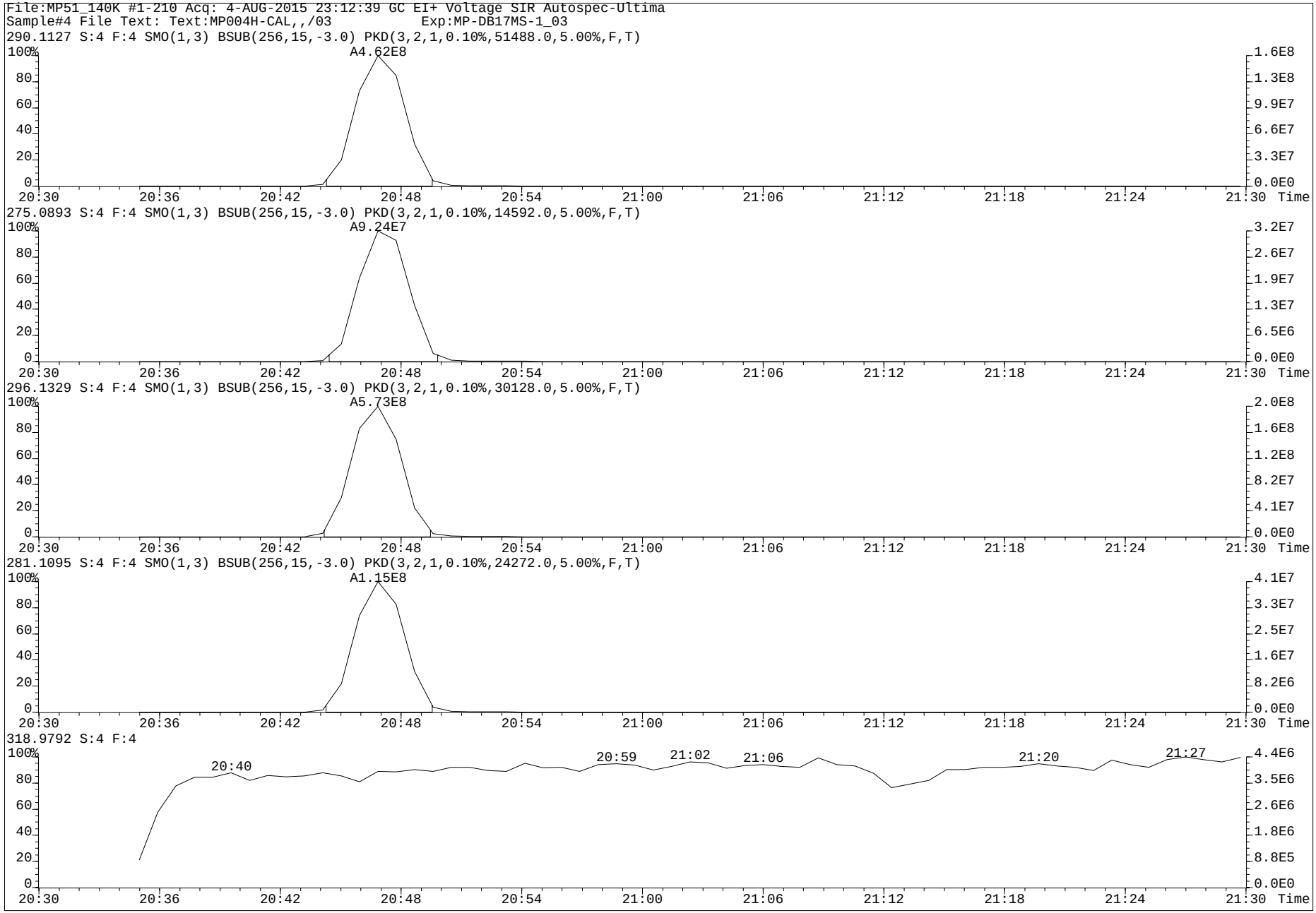
File:MP51_140K #1-210 Acq: 4-AUG-2015 23:12:39 GC EI+ Voltage SIR Autospec-Ultima
Sample#4 File Text: Text:MP004H-CAL,,/03 Exp:MP-DB17MS-1_03
290.1127 S:4 F:4 SMO(1,3) BSUB(256,15,-3.0) PKD(3,2,1,0.10%,51488.0,5.00%,F,T)
A4.62E8
275.0893 S:4 F:4 SMO(1,3) BSUB(256,15,-3.0) PKD(3,2,1,0.10%,14592.0,5.00%,F,T)
A9.24E7
296.1329 S:4 F:4 SMO(1,3) BSUB(256,15,-3.0) PKD(3,2,1,0.10%,30128.0,5.00%,F,T)
A5.73E8
281.1095 S:4 F:4 SMO(1,3) BSUB(256,15,-3.0) PKD(3,2,1,0.10%,24272.0,5.00%,F,T)
A1.15E8
318.9792 S:4 F:4
20:40
20:59
21:02
21:06
21:20
21:27
Time

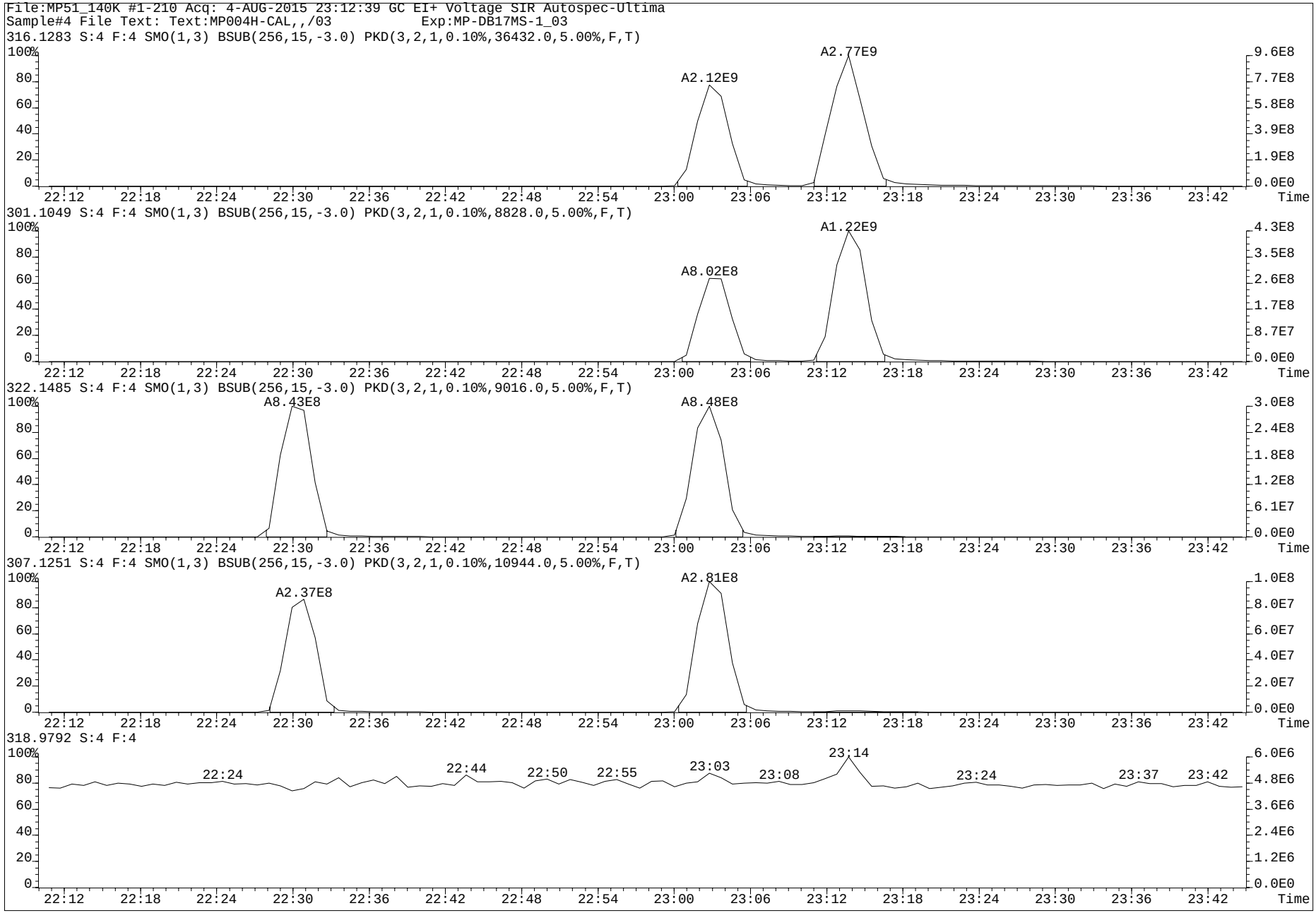
File:MP51_140K #1-210 Acq: 4-AUG-2015 23:12:39 GC EI+ Voltage SIR Autospec-Ultima
Sample#4 File Text: Text:MP004H-CAL,,/03 Exp:MP-DB17MS-1_03
316.1283 S:4 F:4 SMO(1,3) BSUB(256,15,-3.0) PKD(3,2,1,0.10%,36432.0,5.00%,F,T)
A2.12E9
A2.77E9
301.1049 S:4 F:4 SMO(1,3) BSUB(256,15,-3.0) PKD(3,2,1,0.10%,8828.0,5.00%,F,T)
A8.02E8
A1.22E9
322.1485 S:4 F:4 SMO(1,3) BSUB(256,15,-3.0) PKD(3,2,1,0.10%,9016.0,5.00%,F,T)
A8.43E8
A8.48E8
307.1251 S:4 F:4 SMO(1,3) BSUB(256,15,-3.0) PKD(3,2,1,0.10%,10944.0,5.00%,F,T)
A2.37E8
A2.81E8
318.9792 S:4 F:4
22:24
22:44
22:50
22:55
23:03
23:08
23:14
23:24
23:37
23:42
Time

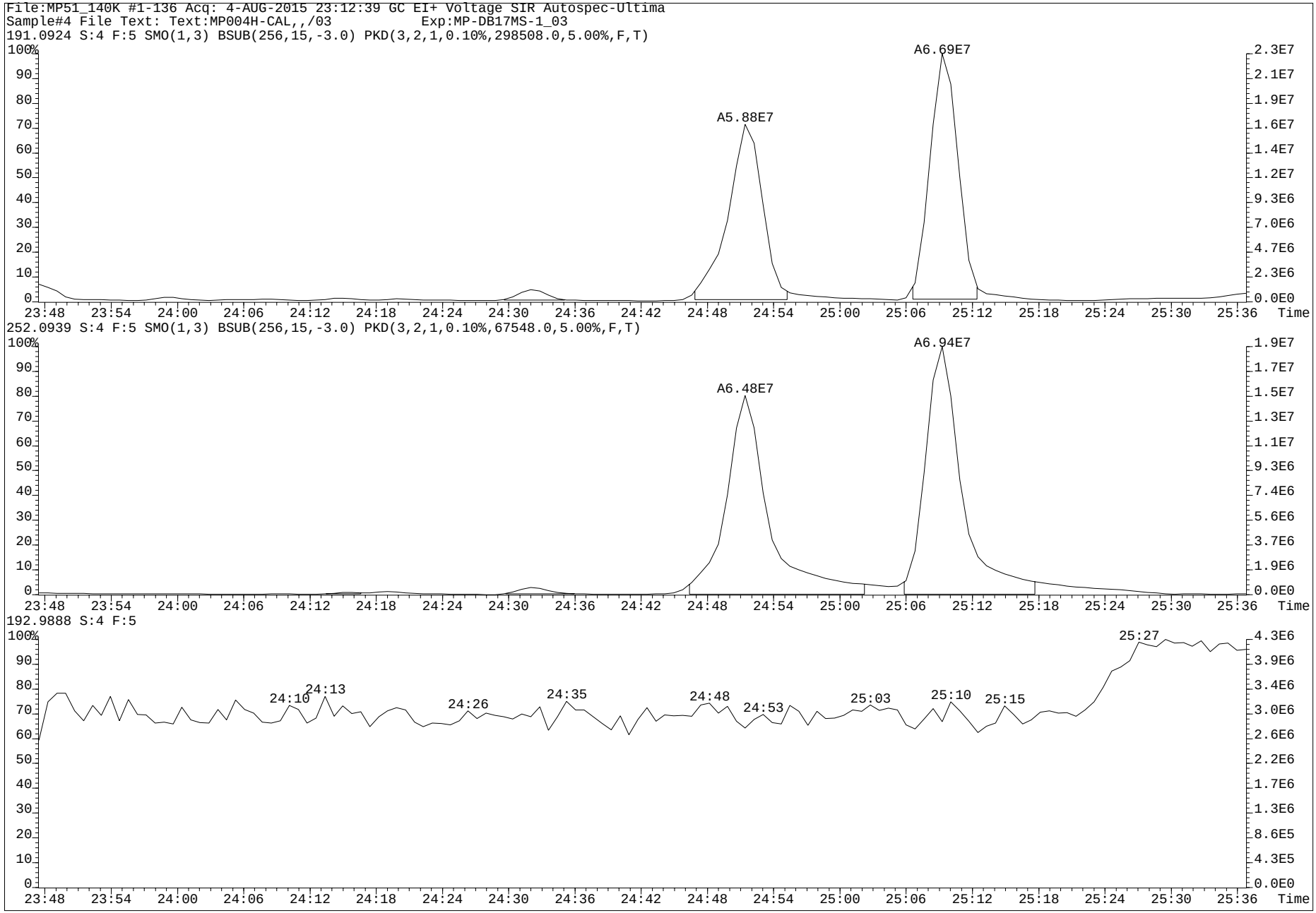
File:MP51_140K #1-136 Acq: 4-AUG-2015 23:12:39 GC EI+ Voltage SIR Autospec-Ultima
Sample#4 File Text: Text:MP004H-CAL,,/03 Exp:MP-DB17MS-1_03
191.0924 S:4 F:5 SMO(1,3) BSUB(256,15,-3.0) PKD(3,2,1,0.10%,298508.0,5.00%,F,T)
A5.88E7
A6.69E7
252.0939 S:4 F:5 SMO(1,3) BSUB(256,15,-3.0) PKD(3,2,1,0.10%,67548.0,5.00%,F,T)
A6.48E7
A6.94E7
192.9888 S:4 F:5
24:10
24:13
24:26
24:35
24:48
24:53
25:03
25:10
25:15
25:27
Time

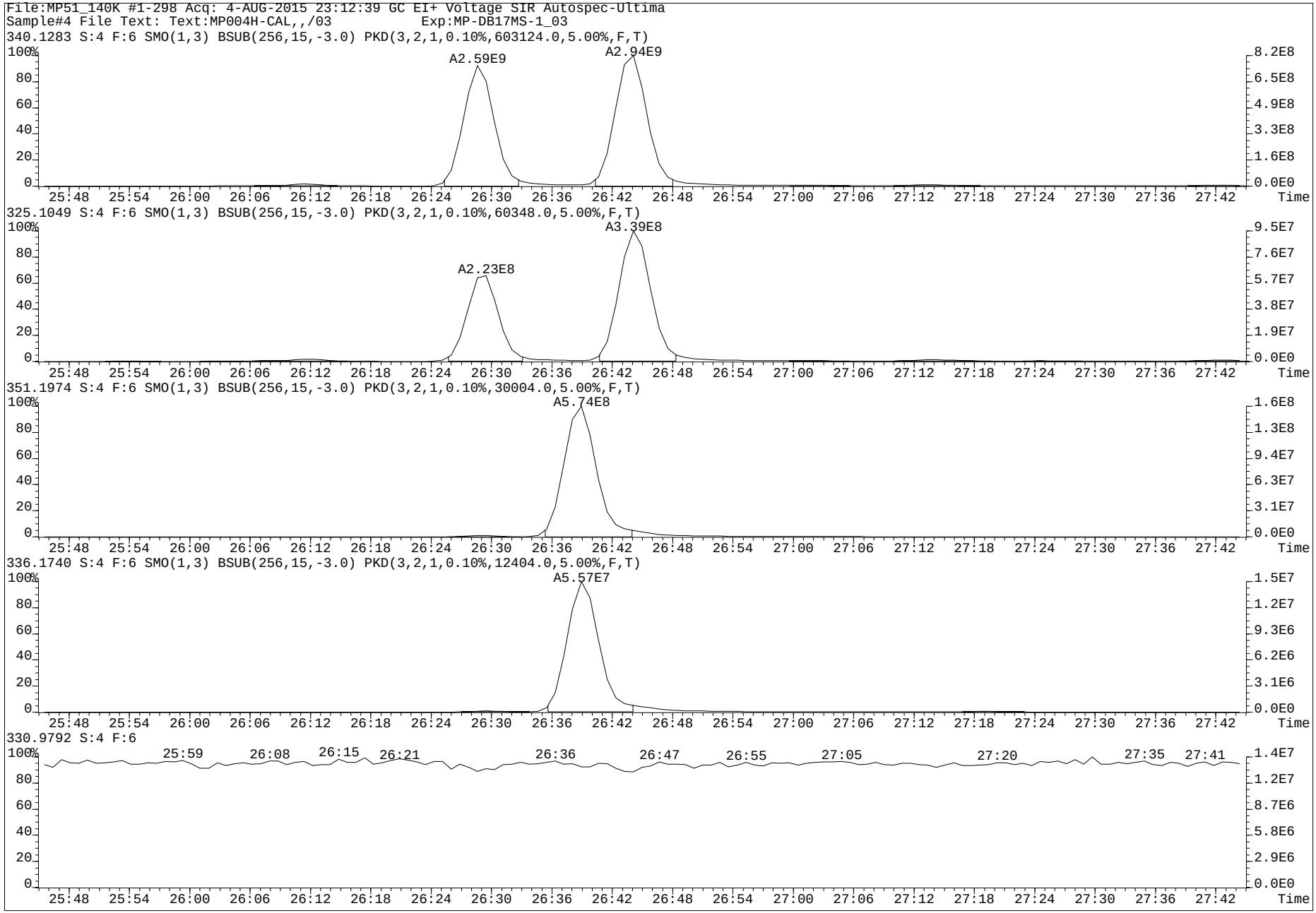
File:MP51_140K #1-298 Acq: 4-AUG-2015 23:12:39 GC EI+ Voltage SIR Autospec-Ultima
Sample#4 File Text: Text:MP004H-CAL,,/03 Exp:MP-DB17MS-1_03
340.1283 S:4 F:6 SMO(1,3) BSUB(256,15,-3.0) PKD(3,2,1,0.10%,603124.0,5.00%,F,T)
A2.59E9
A2.94E9
325.1049 S:4 F:6 SMO(1,3) BSUB(256,15,-3.0) PKD(3,2,1,0.10%,60348.0,5.00%,F,T)
A2.23E8
A3.39E8
351.1974 S:4 F:6 SMO(1,3) BSUB(256,15,-3.0) PKD(3,2,1,0.10%,30004.0,5.00%,F,T)
A5.74E8
336.1740 S:4 F:6 SMO(1,3) BSUB(256,15,-3.0) PKD(3,2,1,0.10%,12404.0,5.00%,F,T)
A5.57E7
330.9792 S:4 F:6
25:59
26:08
26:15
26:21
26:36
26:47
26:55
27:05
27:20
27:35
27:41
Time

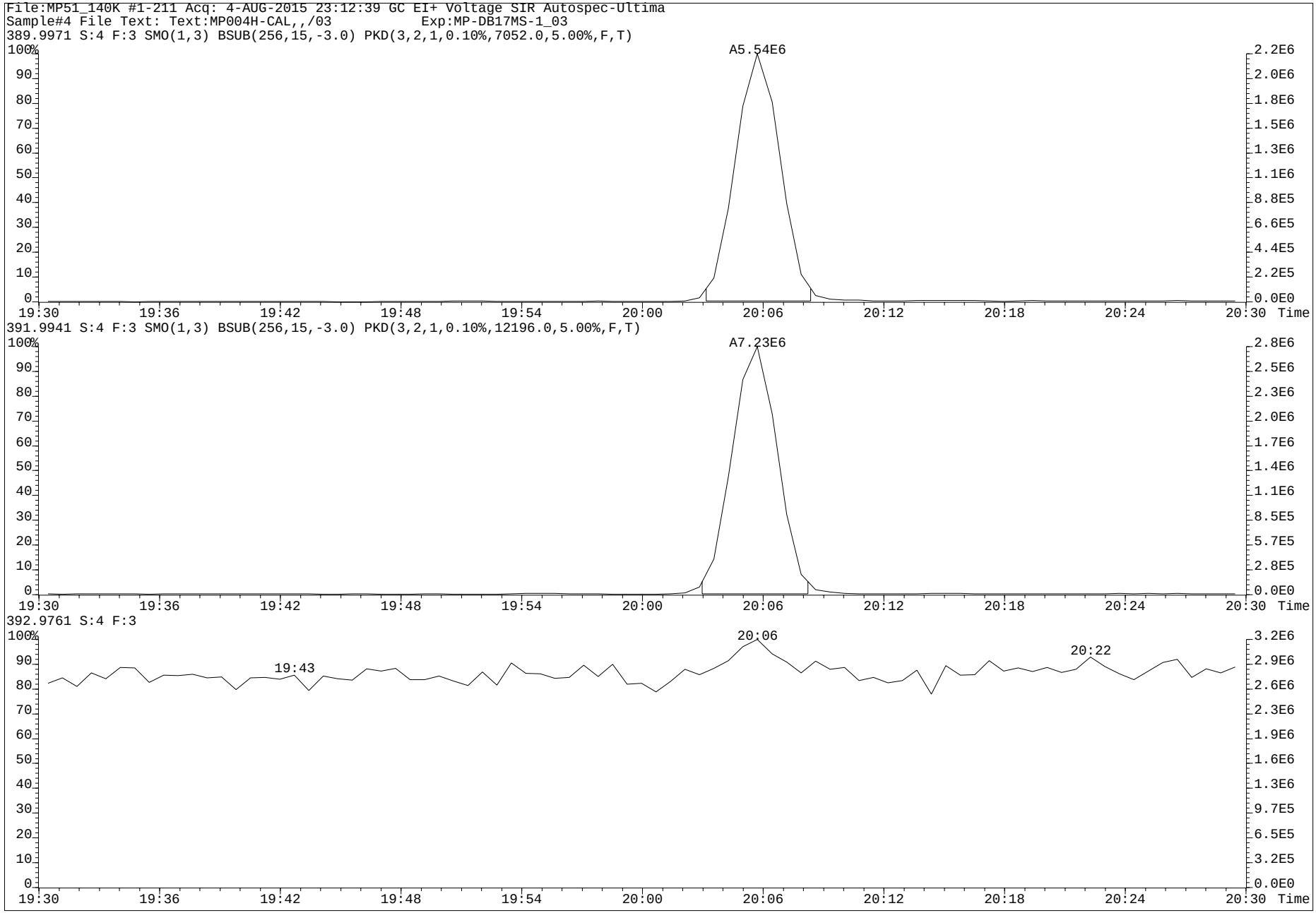
File:MP51_140K #1-211 Acq: 4-AUG-2015 23:12:39 GC EI+ Voltage SIR Autospec-Ultima
Sample#4 File Text: Text:MP004H-CAL,,/03 Exp:MP-DB17MS-1_03
389.9971 S:4 F:3 SMO(1,3) BSUB(256,15,-3.0) PKD(3,2,1,0.10%,7052.0,5.00%,F,T)
A5.54E6
391.9941 S:4 F:3 SMO(1,3) BSUB(256,15,-3.0) PKD(3,2,1,0.10%,12196.0,5.00%,F,T)
A7.23E6
392.9761 S:4 F:3
19:43
20:06
20:22
19:30 19:36 19:42 19:48 19:54 20:00 20:06 20:12 20:18 20:24 20:30 Time

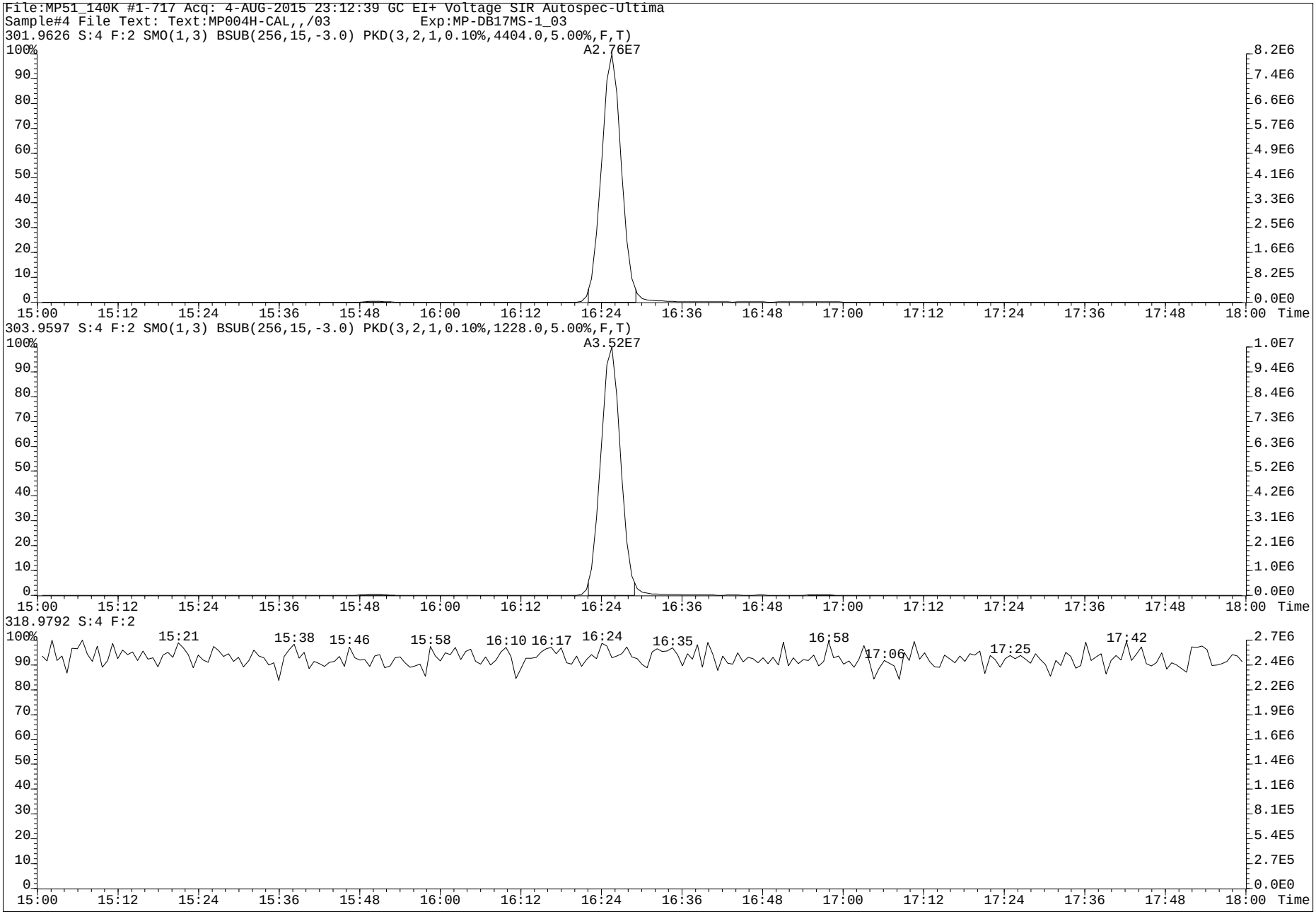
File:MP51_140K #1-717 Acq: 4-AUG-2015 23:12:39 GC EI+ Voltage SIR Autospec-Ultima
Sample#4 File Text: Text:MP004H-CAL,,/03 Exp:MP-DB17MS-1_03
301.9626 S:4 F:2 SMO(1,3) BSUB(256,15,-3.0) PKD(3,2,1,0.10%,4404.0,5.00%,F,T)
A2.76E7
303.9597 S:4 F:2 SMO(1,3) BSUB(256,15,-3.0) PKD(3,2,1,0.10%,1228.0,5.00%,F,T)
A3.52E7
318.9792 S:4 F:2
15:21
15:38
15:46
15:58
16:10
16:17
16:24
16:35
16:58
17:06
17:25
17:42
15:00 15:12 15:24 15:36 15:48 16:00 16:12 16:24 16:36 16:48 17:00 17:12 17:24 17:36 17:48 18:00 Time

www.axysanalytical.com

Experiment : MP-DB17MS-1_03
GC Program : MP-DB17MS-1_01
Column type : DB17-MS
Serial # : US8631163H/US5
kPa : 386
Vol injected: 2.0uL
PMT Voltage : 399

Temps -source: 250
-s resv: 160
-re_ent: 270
-cap_1 : 270
-cap_2 : 270

Tune : XX/MO
List : VR/MO
Check :
LIMS :
Logfile:

Date -list : 05-AUG-2015
-liner : 05-AUG-2015
-septum: 05-AUG-2015
-guard : 60cm 05-AUG-2015
-column: NEW 31-JUL-2015
-t line: NEW 31-JUL-2015

#	Data file	S	V	Sample Text	Comments	Acquisition Date/Time
1	MP51_141C	1	1	MP004E-CAL,,/03	1,,2.0uL CS-5/Cal	5-AUG-15 18:21:30
2	MP51_141C	2	2	MP004E-CAL,,/03	1,,2.0uL CS-5/Cal	5-AUG-15 18:55:37
3	MP51_141C	3	3	Toluene,,	1,,1.0uL	5-AUG-15 19:30:28
4	MP51_141C	4	4	Toluene,,	1,,1.0uL	5-AUG-15 20:04:36
5	MP51_141C	5	5	L23368-2,N,	10,WG51828,2.0/200uL	5-AUG-15 20:38:47
6	MP51_141C	6	6	L23367-13,N,	10,WG51828,2.0/200uL	5-AUG-15 21:12:52
7	MP51_141C	7	7	MP004E-CAL,,/03	1,,2.0uL CS-5/Cal	5-AUG-15 21:47:01
8	MP51_141C	8	8	MP004E-CAL,,/03	1,,2.0uL CS-5/Cal	5-AUG-15 22:21:12
9	MP51_141C	9	9	Toluene,,	1,,1.0uL	5-AUG-15 22:55:18
10	MP51_141C	10	10	Toluene,,	1,,1.0uL	5-AUG-15 23:29:23
11	MP51_141C	11	11	L23368-7,N,	20,WG51889,2.0/200uL	6-AUG-15 00:03:32
12	MP51_141C	12	12	L23368-17,N,	40,WG51889,2.0/400uL	6-AUG-15 00:37:36
13	MP51_141C	13	13	L23368-18,N,	40,WG51889,2.0/400uL	6-AUG-15 01:11:47
14	MP51_141C	14	14	MP004E-CAL,,/03	1,,1.0uL Cal	6-AUG-15 01:45:57
15	MP51_141C	15	15	MP004E-CAL,,/03	1,,1.0uL Cal	6-AUG-15 08:19:15
16	MP51_141C	16	16	Toluene,,	1,,1.0uL	6-AUG-15 08:53:21
17	MP51_141C	17	17	Toluene,,	1,,1.0uL	6-AUG-15 09:27:25
18	MP51_141C	18	18	L23368-14,N,	10,WG51889,2.0/200uL	6-AUG-15 10:01:35
19	MP51_141C	19	19	L23368-13,N,	10,WG51889,2.0/200uL	6-AUG-15 10:35:44
20	MP51_141C	20	20	L23368-12,N,	10,WG51889,2.0/200uL	6-AUG-15 11:09:54
21	MP51_141C	21	21	L23368-11,N,	10,WG51889,2.0/200uL	6-AUG-15 11:44:02
22	MP51_141C	22	22	L23368-10,N,	10,WG51889,2.0/200uL	6-AUG-15 12:18:08
23	MP51_141C	23	23	L23368-9,N,	10,WG51889,2.0/200uL	6-AUG-15 12:52:13
24	MP51_141C	24	24	L23368-8,N,	10,WG51889,2.0/200uL	6-AUG-15 13:26:24
25	MP51_141C	25	25	MP004E-CAL,,/03	1,,1.0uL Cal	6-AUG-15 14:00:30
26	MP51_141C	26	26	MP004E-CAL,,/03	1,,1.0uL Cal	6-AUG-15 14:34:38
27	MP51_141C	27	27	Toluene,,	1,,1.0uL	6-AUG-15 15:21:55
28	MP51_141C	28	28	Toluene,,	1,,1.0uL	6-AUG-15 15:56:00
29	MP51_141C	29	29	L23367-11,WI4,	4,WG51828,2.0/800uL	6-AUG-15 16:30:10
30	MP51_141C	30	30	L23367-17,NI2,	20,WG51828,2.0/400uL	6-AUG-15 17:04:22
31	MP51_141C	31	31	MP004E-CAL,,/03	1,,1.0uL Cal	6-AUG-15 17:38:32
32	MP51_141C	32	32	MP004E-CAL,,/03	1,,1.0uL Cal	6-AUG-15 18:12:45

www.axysanalytical.com

Run #10 Filename MP51_141C S: 8 I: 1 Acquired: 5-AUG-15 22:21:12 Processed: 6-AUG-15 14:24:34
Run: mp51_141c-a Analyte: MP-DB17-c06 Cal: mp51_140j-8a Results: MP51_141C-C Version: V3.6 6-JAN-2000 17:51:42
Sample text: MP004E-CAL,,/03 Comments: 1,,2.0uL CS-5/Cal
sample size: 1.000000 conc units: ng/mL total toxicity: 80.01 F1: 10.0000 F2: 1.0000

	Typ	Name	#Hom	Resp	RA		RT	Conc	Tox #1	DL	Rec	M?
1	Unk	1-OH-Naphthalene	1	4.53e+08	1.11	n	8:08	204.391	20	0.2760	-	n
2	Unk	1-OH-Pyrene	1	4.75e+08	5.59	n	20:46	203.415	20	0.1352	-	n
3	Unk	3-OH-Chrysene	1	1.41e+08	2.86	n	23:03	46.927	5	0.0659	-	n
4	Unk	3-OH-Benz[a]anthracene	1	1.77e+08	3.03	n	23:13	50.921	25	0.0552	-	n
5	Unk	7,8-OH-Benzo[a]pyrene-C	0	*	*	n	NotFnd	*	*	*	-	n
6	Unk	7,8-OH-Benzo[a]pyrene-T	1	7.87e+05	2.47	n	25:09	*	*	*	-	n
7	Unk	7,8-OH-Benzo[a]pyrene-3	1	2.06e+06	9.16	n	26:10	*	*	*	-	n
8	Unk	9-OH-Benzo[a]pyrene	1	7.99e+07	10.78	n	26:28	42.431	4	0.7434	-	n
9	Unk	3-OH-Benzo[a]pyrene	1	5.98e+07	7.75	n	26:43	48.344	5	1.4720	-	n
10	Unk	7,8-OH-Benzo[a]pyrene-4	0	*	*	n	NotFnd	*	*	*	-	n
11	IS	13C6-1-OH-Naphthalene	1	4.98e+08	1.08	n	8:08	275.133	-	0.4391	110.1	n
12	IS	13C6-1-OH-Pyrene	1	6.12e+08	6.06	n	20:46	257.020	-	0.1861	102.8	n
13	IS	13C6-1-OH-BAA	1	9.56e+08	3.41	n	22:30	262.611	-	0.0507	✔ 104.2	n
14	IS	13C6-3-OH-Chrysene	1	1.01e+09	2.88	n	23:02	272.107	-	0.0497	107.8	n
15	IS	D11-3-OH-Benzo[a]pyrene	1	5.28e+08	9.53	n	26:38	231.777	-	0.2972	93.2	n
16	IS	13C-CL4-OH-PCB-79	1	1.39e+07	0.77	y	20:05	55.163	-	0.5804	110.3	n
17	IS	13C-CL4-PCB-79	0	*	*	n	NotFnd	*	-	*	Div0	n
18	RS	13C-CL4-PCB-81	1	6.99e+07	0.78	y	16:25	55.924	-	-	-	n
19	Tot	Fn1 Lock	-	-			-	-	-	-	-	n
20	Tot	Fn2 Lock	-	-			-	-	-	-	-	n
21	Tot	Fn3 Lock	-	-			-	-	-	-	-	n
22	Tot	Fn4 Lock	-	-			-	-	-	-	-	n
23	Tot	Fn4 Lock	-	-			-	-	-	-	-	n
24	Tot	Fn5 Lock	-	-			-	-	-	-	-	n
25	Tot	Fn6 Lock	-	-			-	-	-	-	-	n

PV AS 8-AUG-2015

SV by MM
10-Aug-2015

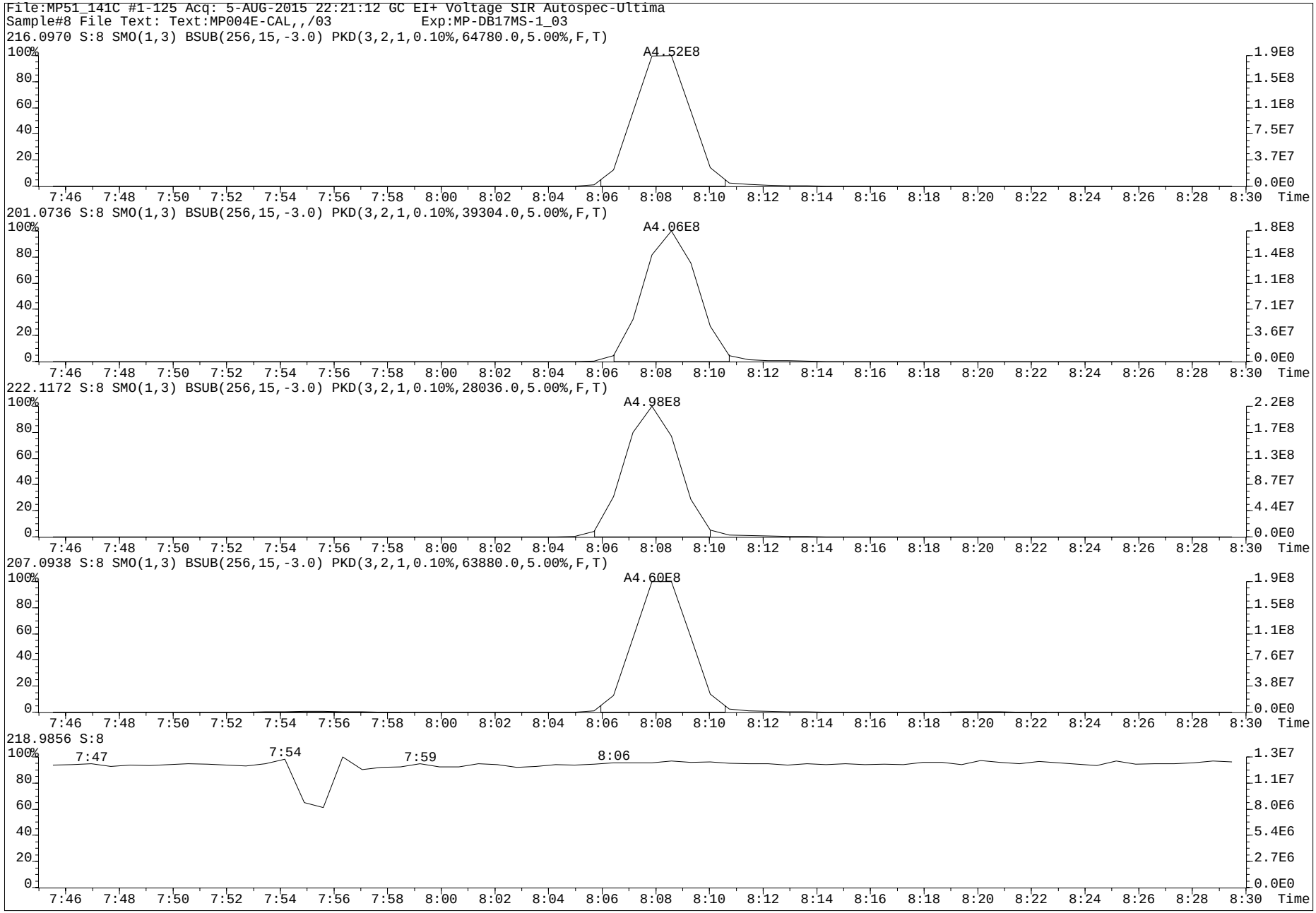
File:MP51_141C #1-125 Acq: 5-AUG-2015 22:21:12 GC EI+ Voltage SIR Autospec-Ultima
Sample#8 File Text: Text:MP004E-CAL,,/03 Exp:MP-DB17MS-1_03
216.0970 S:8 SMO(1,3) BSUB(256,15,-3.0) PKD(3,2,1,0.10%,64780.0,5.00%,F,T)
A4.52E8
201.0736 S:8 SMO(1,3) BSUB(256,15,-3.0) PKD(3,2,1,0.10%,39304.0,5.00%,F,T)
A4.06E8
222.1172 S:8 SMO(1,3) BSUB(256,15,-3.0) PKD(3,2,1,0.10%,28036.0,5.00%,F,T)
A4.98E8
207.0938 S:8 SMO(1,3) BSUB(256,15,-3.0) PKD(3,2,1,0.10%,63880.0,5.00%,F,T)
A4.60E8
218.9856 S:8
7:47
7:54
7:59
8:06
Time

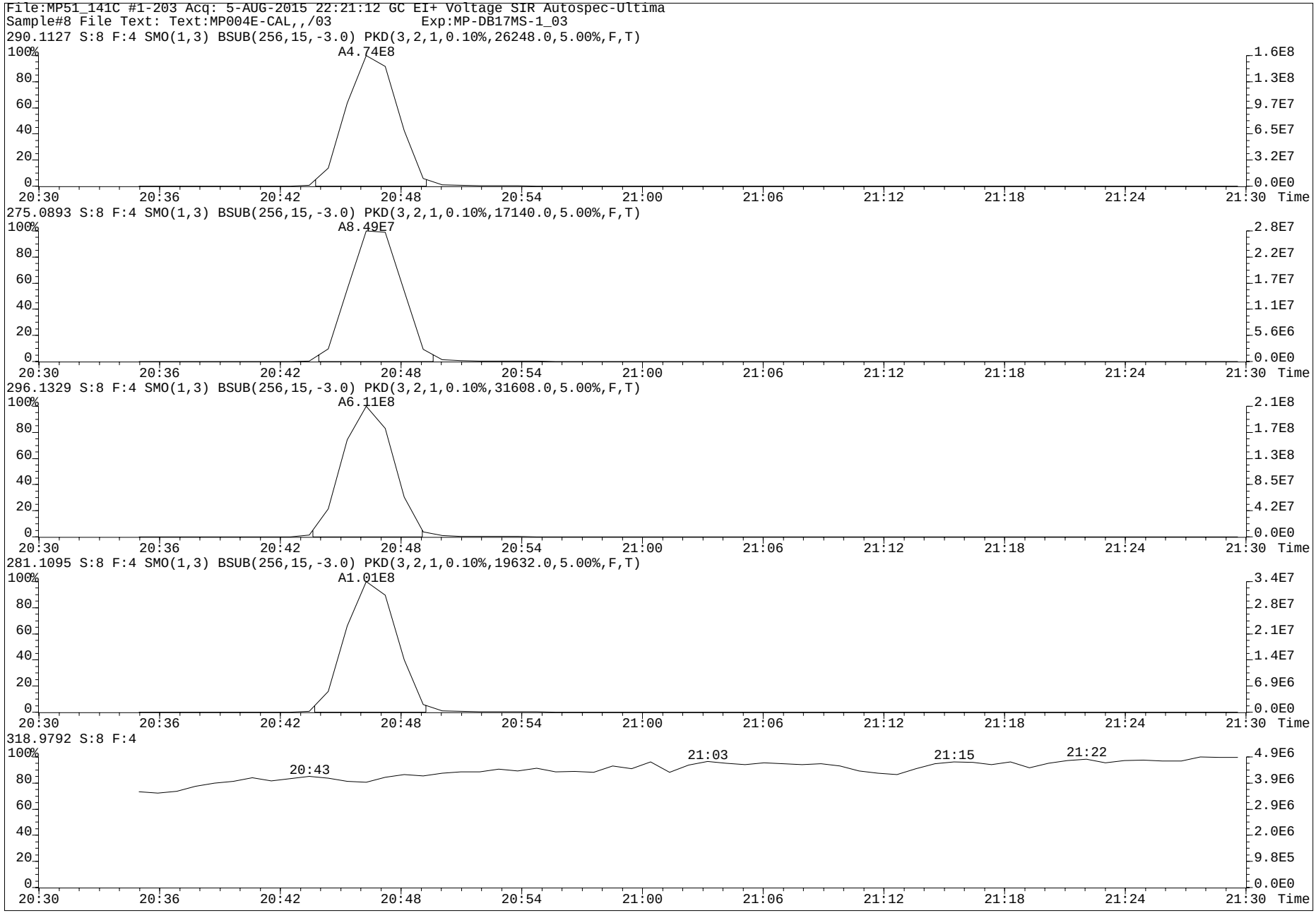
File:MP51_141C #1-203 Acq: 5-AUG-2015 22:21:12 GC EI+ Voltage SIR Autospec-Ultima
Sample#8 File Text: Text:MP004E-CAL,,/03 Exp:MP-DB17MS-1_03
290.1127 S:8 F:4 SMO(1,3) BSUB(256,15,-3.0) PKD(3,2,1,0.10%,26248.0,5.00%,F,T)
A4.74E8
275.0893 S:8 F:4 SMO(1,3) BSUB(256,15,-3.0) PKD(3,2,1,0.10%,17140.0,5.00%,F,T)
A8.49E7
296.1329 S:8 F:4 SMO(1,3) BSUB(256,15,-3.0) PKD(3,2,1,0.10%,31608.0,5.00%,F,T)
A6.11E8
281.1095 S:8 F:4 SMO(1,3) BSUB(256,15,-3.0) PKD(3,2,1,0.10%,19632.0,5.00%,F,T)
A1.01E8
318.9792 S:8 F:4
20:43
21:03
21:15
21:22
Time

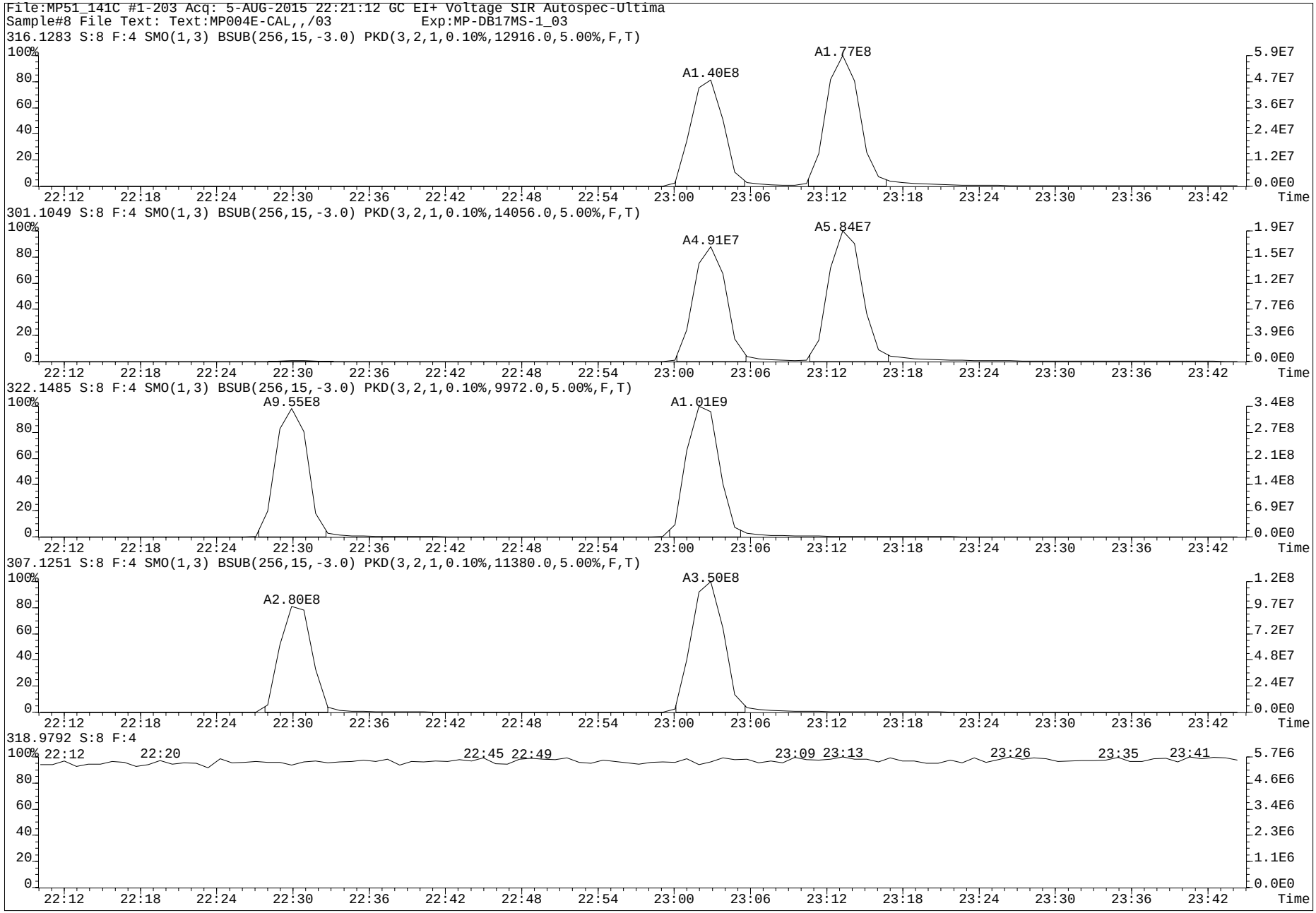
File:MP51_141C #1-203 Acq: 5-AUG-2015 22:21:12 GC EI+ Voltage SIR Autospec-Ultima
Sample#8 File Text: Text:MP004E-CAL,,/03 Exp:MP-DB17MS-1_03
316.1283 S:8 F:4 SMO(1,3) BSUB(256,15,-3.0) PKD(3,2,1,0.10%,12916.0,5.00%,F,T)
A1.40E8
A1.77E8
301.1049 S:8 F:4 SMO(1,3) BSUB(256,15,-3.0) PKD(3,2,1,0.10%,14056.0,5.00%,F,T)
A4.91E7
A5.84E7
322.1485 S:8 F:4 SMO(1,3) BSUB(256,15,-3.0) PKD(3,2,1,0.10%,9972.0,5.00%,F,T)
A9.55E8
A1.01E9
307.1251 S:8 F:4 SMO(1,3) BSUB(256,15,-3.0) PKD(3,2,1,0.10%,11380.0,5.00%,F,T)
A2.80E8
A3.50E8
318.9792 S:8 F:4
Time

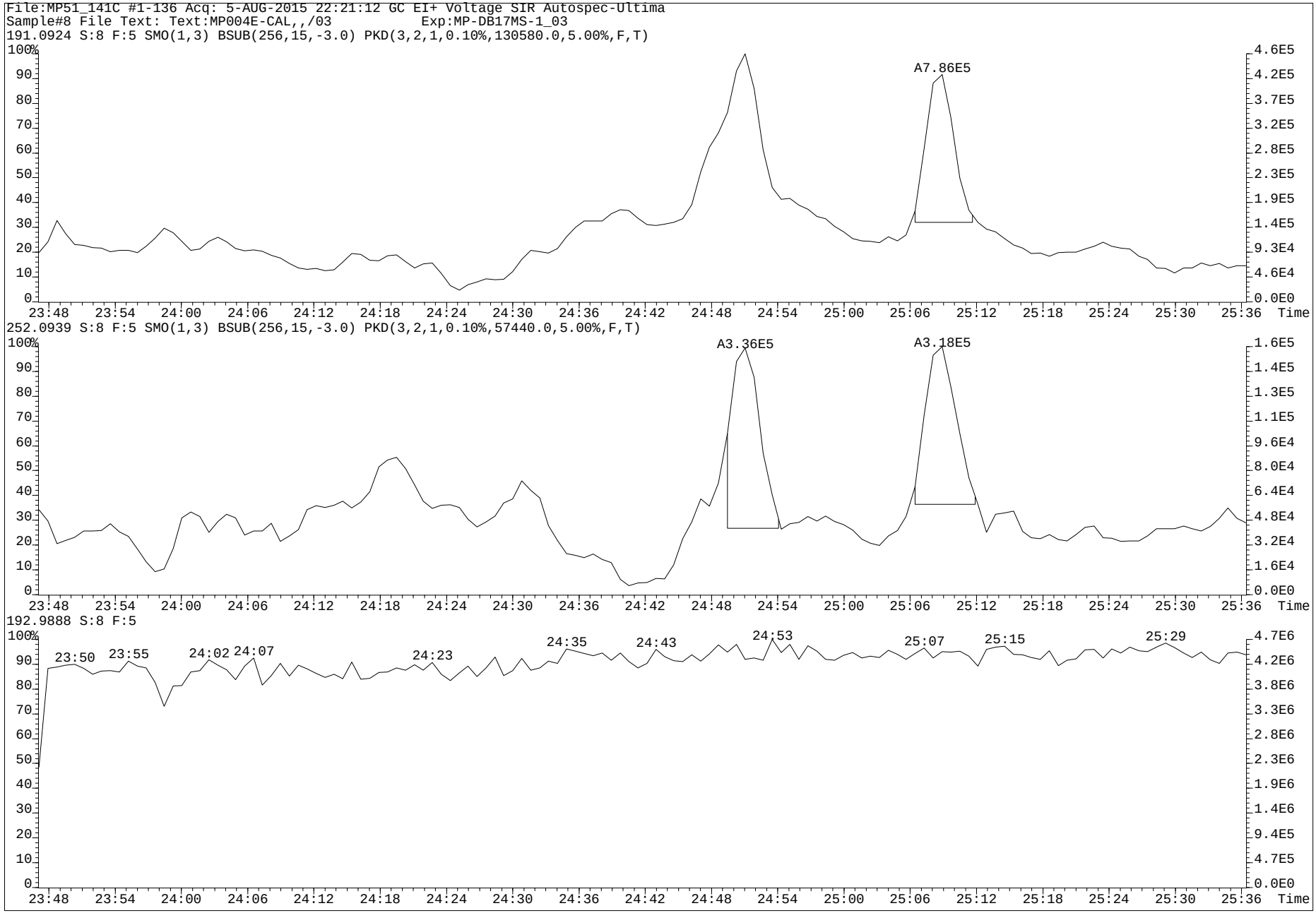
File:MP51_141C #1-136 Acq: 5-AUG-2015 22:21:12 GC EI+ Voltage SIR Autospec-Ultima
Sample#8 File Text: Text:MP004E-CAL,,/03 Exp:MP-DB17MS-1_03
191.0924 S:8 F:5 SMO(1,3) BSUB(256,15,-3.0) PKD(3,2,1,0.10%,130580.0,5.00%,F,T)
A7.86E5
252.0939 S:8 F:5 SMO(1,3) BSUB(256,15,-3.0) PKD(3,2,1,0.10%,57440.0,5.00%,F,T)
A3.36E5
A3.18E5
192.9888 S:8 F:5
23:50
23:55
24:02
24:07
24:23
24:35
24:43
24:53
25:07
25:15
25:29
Time

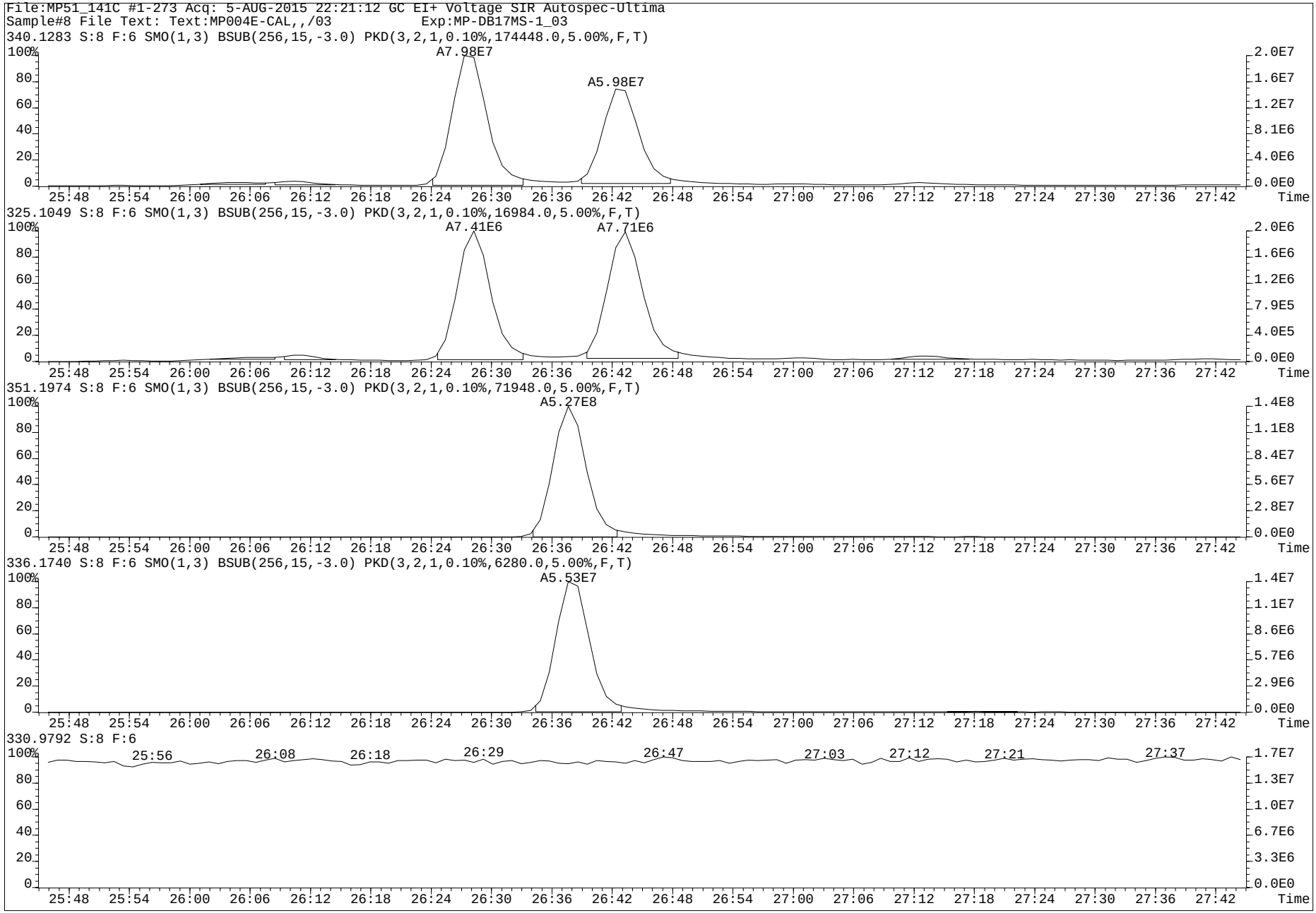
File:MP51_141C #1-273 Acq: 5-AUG-2015 22:21:12 GC EI+ Voltage SIR Autospec-Ultima
Sample#8 File Text: Text:MP004E-CAL,,/03 Exp:MP-DB17MS-1_03
340.1283 S:8 F:6 SMO(1,3) BSUB(256,15,-3.0) PKD(3,2,1,0.10%,174448.0,5.00%,F,T)
A7.98E7
A5.98E7
325.1049 S:8 F:6 SMO(1,3) BSUB(256,15,-3.0) PKD(3,2,1,0.10%,16984.0,5.00%,F,T)
A7.41E6
A7.71E6
351.1974 S:8 F:6 SMO(1,3) BSUB(256,15,-3.0) PKD(3,2,1,0.10%,71948.0,5.00%,F,T)
A5.27E8
336.1740 S:8 F:6 SMO(1,3) BSUB(256,15,-3.0) PKD(3,2,1,0.10%,6280.0,5.00%,F,T)
A5.53E7
330.9792 S:8 F:6
25:56
26:08
26:18
26:29
26:47
27:03
27:12
27:21
27:37
Time

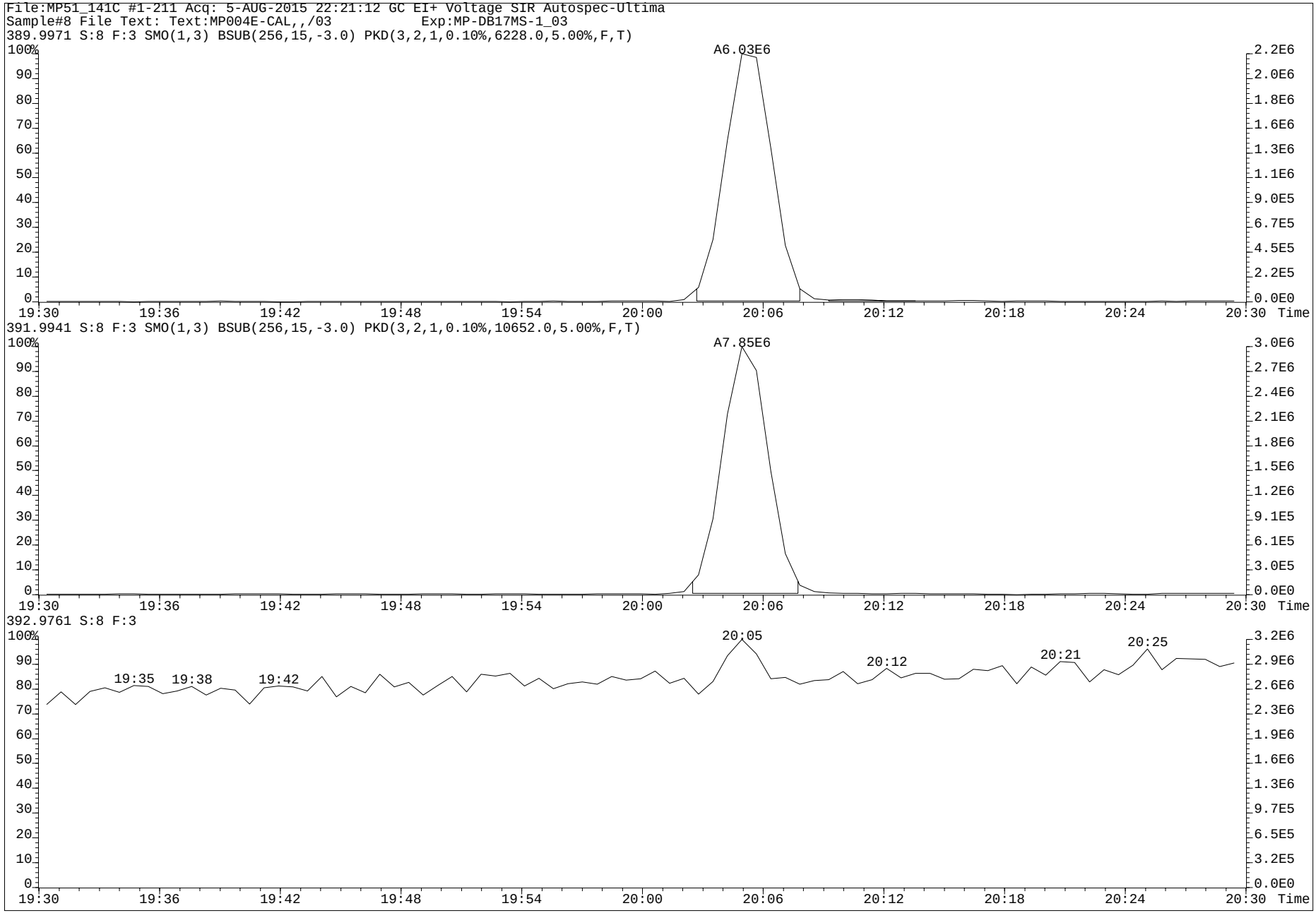
File:MP51_141C #1-211 Acq: 5-AUG-2015 22:21:12 GC EI+ Voltage SIR Autospec-Ultima
Sample#8 File Text: Text:MP004E-CAL,,/03 Exp:MP-DB17MS-1_03
389.9971 S:8 F:3 SMO(1,3) BSUB(256,15,-3.0) PKD(3,2,1,0.10%,6228.0,5.00%,F,T)
A6.03E6
391.9941 S:8 F:3 SMO(1,3) BSUB(256,15,-3.0) PKD(3,2,1,0.10%,10652.0,5.00%,F,T)
A7.85E6
392.9761 S:8 F:3
19:35
19:38
19:42
20:05
20:12
20:21
20:25
Time

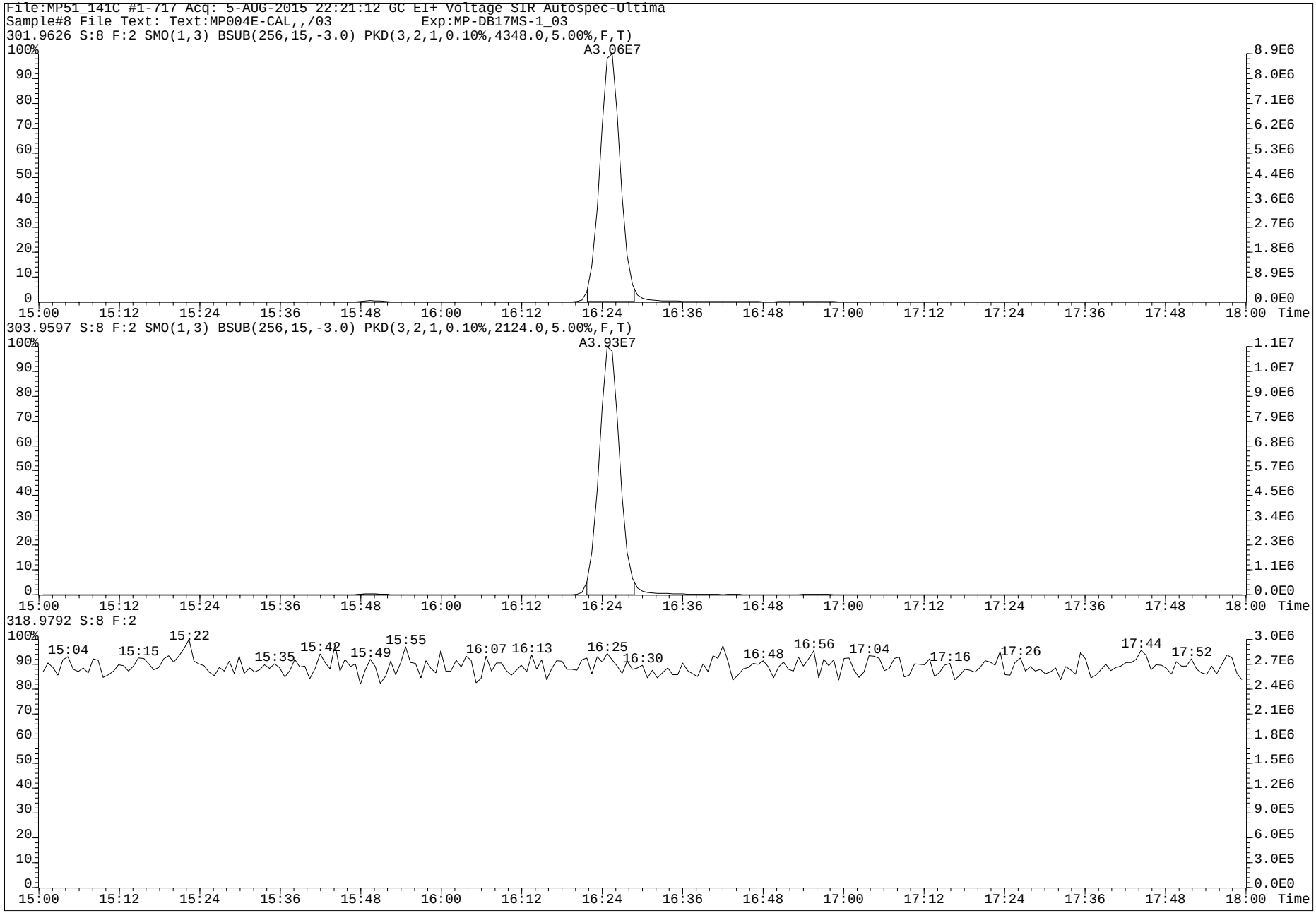
File:MP51_141C #1-717 Acq: 5-AUG-2015 22:21:12 GC EI+ Voltage SIR Autospec-Ultima
Sample#8 File Text: Text:MP004E-CAL,,/03 Exp:MP-DB17MS-1_03
301.9626 S:8 F:2 SMO(1,3) BSUB(256,15,-3.0) PKD(3,2,1,0.10%,4348.0,5.00%,F,T)
A3.06E7
303.9597 S:8 F:2 SMO(1,3) BSUB(256,15,-3.0) PKD(3,2,1,0.10%,2124.0,5.00%,F,T)
A3.93E7
318.9792 S:8 F:2
15:04
15:15
15:22
15:35
15:42
15:49
15:55
16:07
16:13
16:25
16:30
16:48
16:56
17:04
17:16
17:26
17:44
17:52
Time

www.axysanalytical.com

Run #10 Filename MP51_141C S: 15 I: 1 Acquired: 6-AUG-15 08:19:15 Processed: 6-AUG-15 14:24:40
Run: mp51_141c-a Analyte: MP-DB17-c06 Cal: mp51_140j-8a Results: MP51_141C-C Version: V3.6 6-JAN-2000 17:51:42
Sample text: MP004E-CAL,,/03 Comments: 1,,1.0uL Cal
sample size: 1.000000 conc units: ng/mL total toxicity: 79.87 F1: 10.0000 F2: 1.0000

	Typ	Name	#Hom	Resp	RA		RT	Conc	Tox #1	DL	Rec	M?
1	Unk	1-OH-Naphthalene	1	4.41e+08	1.08	n	8:08	204.145	20	0.3479	-	n
2	Unk	1-OH-Pyrene	1	4.59e+08	4.54	n	20:46	215.614	22	0.1311	-	n
3	Unk	3-OH-Chrysene	1	1.25e+08	2.81	n	23:02	46.901	5	0.0934	-	n
4	Unk	3-OH-Benz[a]anthracene	1	1.51e+08	2.95	n	23:13	48.030	24	0.0764	-	n
5	Unk	7,8-OH-Benzo[a]pyrene-C	0	*	*	n	NotFnd	*	*	*	-	n
6	Unk	7,8-OH-Benzo[a]pyrene-T	1	4.62e+05	1.28	n	25:09	*	*	*	-	n
7	Unk	7,8-OH-Benzo[a]pyrene-3	1	3.17e+06	4.96	n	26:11	*	*	*	-	n
8	Unk	9-OH-Benzo[a]pyrene	1	6.38e+07	10.33	n	26:28	38.057	4	0.2443	-	n
9	Unk	3-OH-Benzo[a]pyrene	1	5.38e+07	7.82	n	26:43	53.818	5	0.5655	-	n
10	Unk	7,8-OH-Benzo[a]pyrene-4	0	*	*	n	NotFnd	*	*	*	-	n
11	IS	13C6-1-OH-Naphthalene	1	4.86e+08	1.05	n	8:07	268.569	-	0.5535	107.4	n
12	IS	13C6-1-OH-Pyrene	1	5.58e+08	4.67	n	20:46	234.433	-	0.2882	93.8	n
13	IS	13C6-1-OH-BAA	1	8.64e+08	3.38	n	22:30	237.352	-	0.0909	94.2	n
14	IS	13C6-3-OH-Chrysene	1	8.99e+08	2.85	n	23:02	242.101	-	0.0891	95.9	n
15	IS	D11-3-OH-Benzo[a]pyrene	1	4.26e+08	9.08	n	26:38	187.171	-	0.3479	75.2	n
16	IS	13C-CL4-OH-PCB-79	1	1.27e+07	0.77	y	20:05	50.348	-	0.6106	100.7	n
17	IS	13C-CL4-PCB-79	0	*	*	n	NotFnd	*	-	*	Div0	n
18	RS	13C-CL4-PCB-81	1	6.99e+07	0.78	y	16:25	55.929	-	-	-	n
19	Tot	Fn1 Lock	-	-			-	-	-	-	-	n
20	Tot	Fn2 Lock	-	-			-	-	-	-	-	n
21	Tot	Fn3 Lock	-	-			-	-	-	-	-	n
22	Tot	Fn4 Lock	-	-			-	-	-	-	-	n
23	Tot	Fn4 Lock	-	-			-	-	-	-	-	n
24	Tot	Fn5 Lock	-	-			-	-	-	-	-	n
25	Tot	Fn6 Lock	-	-			-	-	-	-	-	n

PV AS 8-AUG-2015

SU by MW
12-Aug-2015

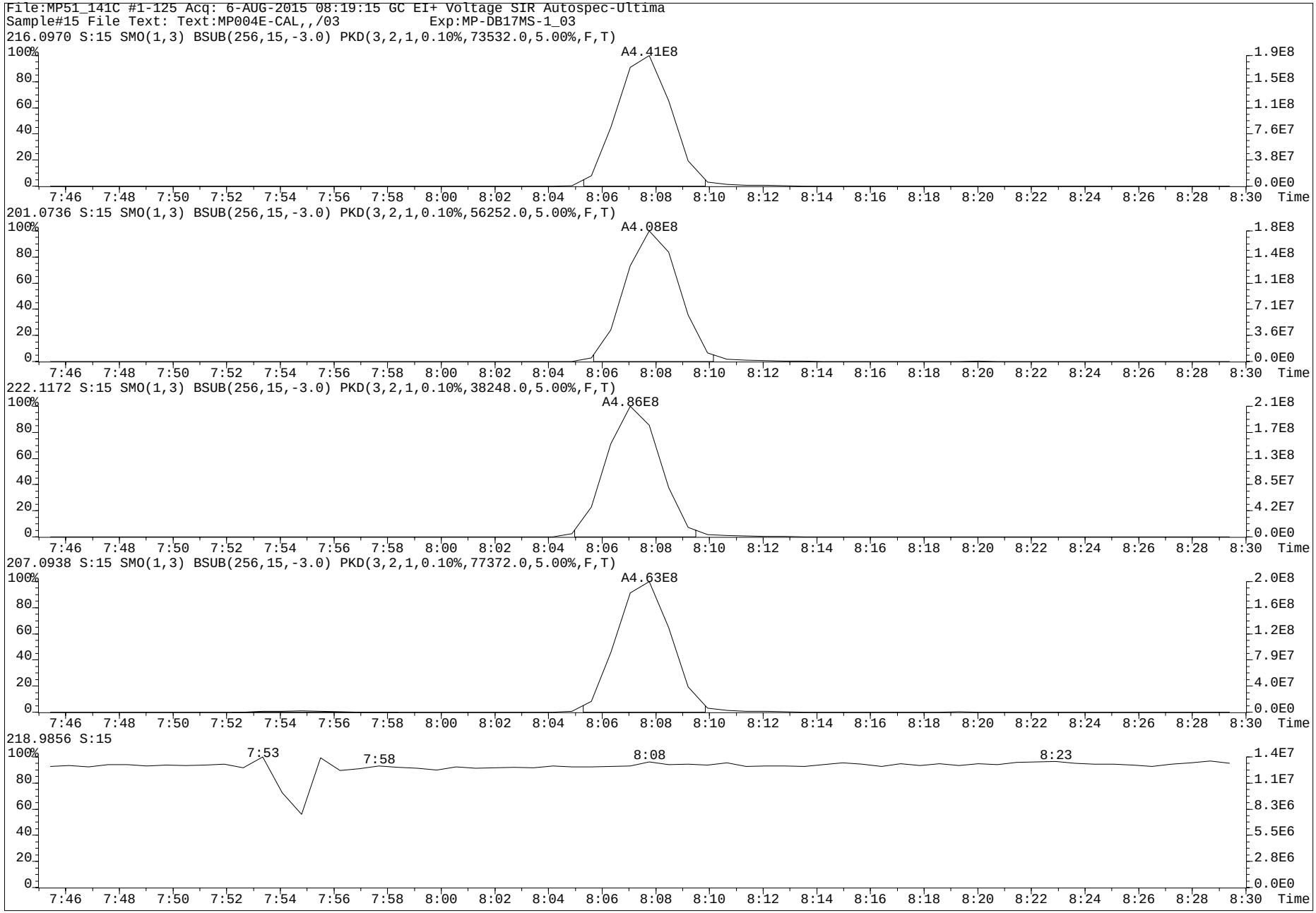
File:MP51_141C #1-125 Acq: 6-AUG-2015 08:19:15 GC EI+ Voltage SIR Autospec-Ultima
Sample#15 File Text: Text:MP004E-CAL,,/03 Exp:MP-DB17MS-1_03
216.0970 S:15 SMO(1,3) BSUB(256,15,-3.0) PKD(3,2,1,0.10%,73532.0,5.00%,F,T)
A4.41E8
201.0736 S:15 SMO(1,3) BSUB(256,15,-3.0) PKD(3,2,1,0.10%,56252.0,5.00%,F,T)
A4.08E8
222.1172 S:15 SMO(1,3) BSUB(256,15,-3.0) PKD(3,2,1,0.10%,38248.0,5.00%,F,T)
A4.86E8
207.0938 S:15 SMO(1,3) BSUB(256,15,-3.0) PKD(3,2,1,0.10%,77372.0,5.00%,F,T)
A4.63E8
218.9856 S:15
7:53
7:58
8:08
8:23
Time

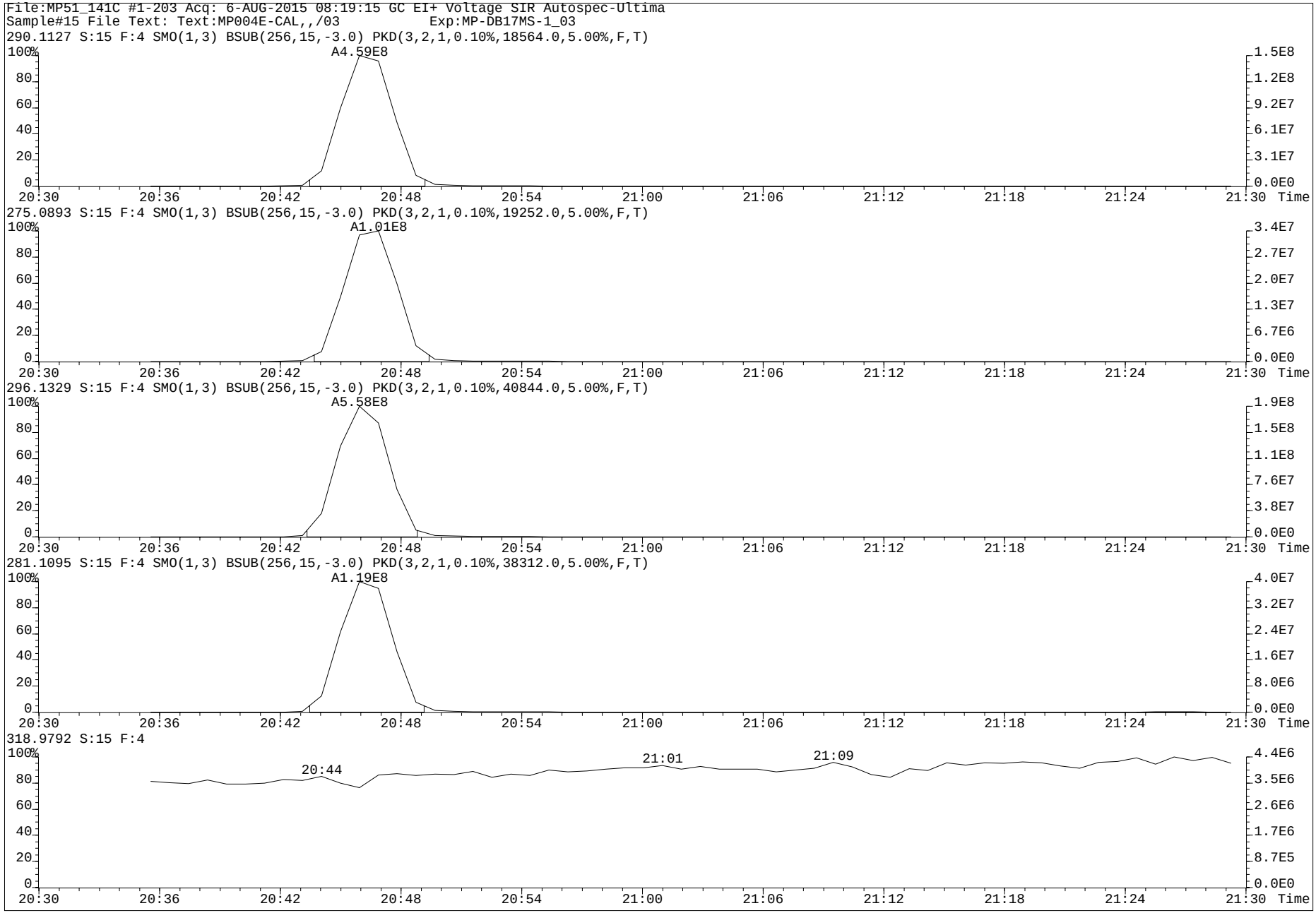
File:MP51_141C #1-203 Acq: 6-AUG-2015 08:19:15 GC EI+ Voltage SIR Autospec-Ultima
Sample#15 File Text: Text:MP004E-CAL,,/03 Exp:MP-DB17MS-1_03
290.1127 S:15 F:4 SMO(1,3) BSUB(256,15,-3.0) PKD(3,2,1,0.10%,18564.0,5.00%,F,T)
A4.59E8
275.0893 S:15 F:4 SMO(1,3) BSUB(256,15,-3.0) PKD(3,2,1,0.10%,19252.0,5.00%,F,T)
A1.01E8
296.1329 S:15 F:4 SMO(1,3) BSUB(256,15,-3.0) PKD(3,2,1,0.10%,40844.0,5.00%,F,T)
A5.58E8
281.1095 S:15 F:4 SMO(1,3) BSUB(256,15,-3.0) PKD(3,2,1,0.10%,38312.0,5.00%,F,T)
A1.19E8
318.9792 S:15 F:4
20:44
21:01
21:09
Time

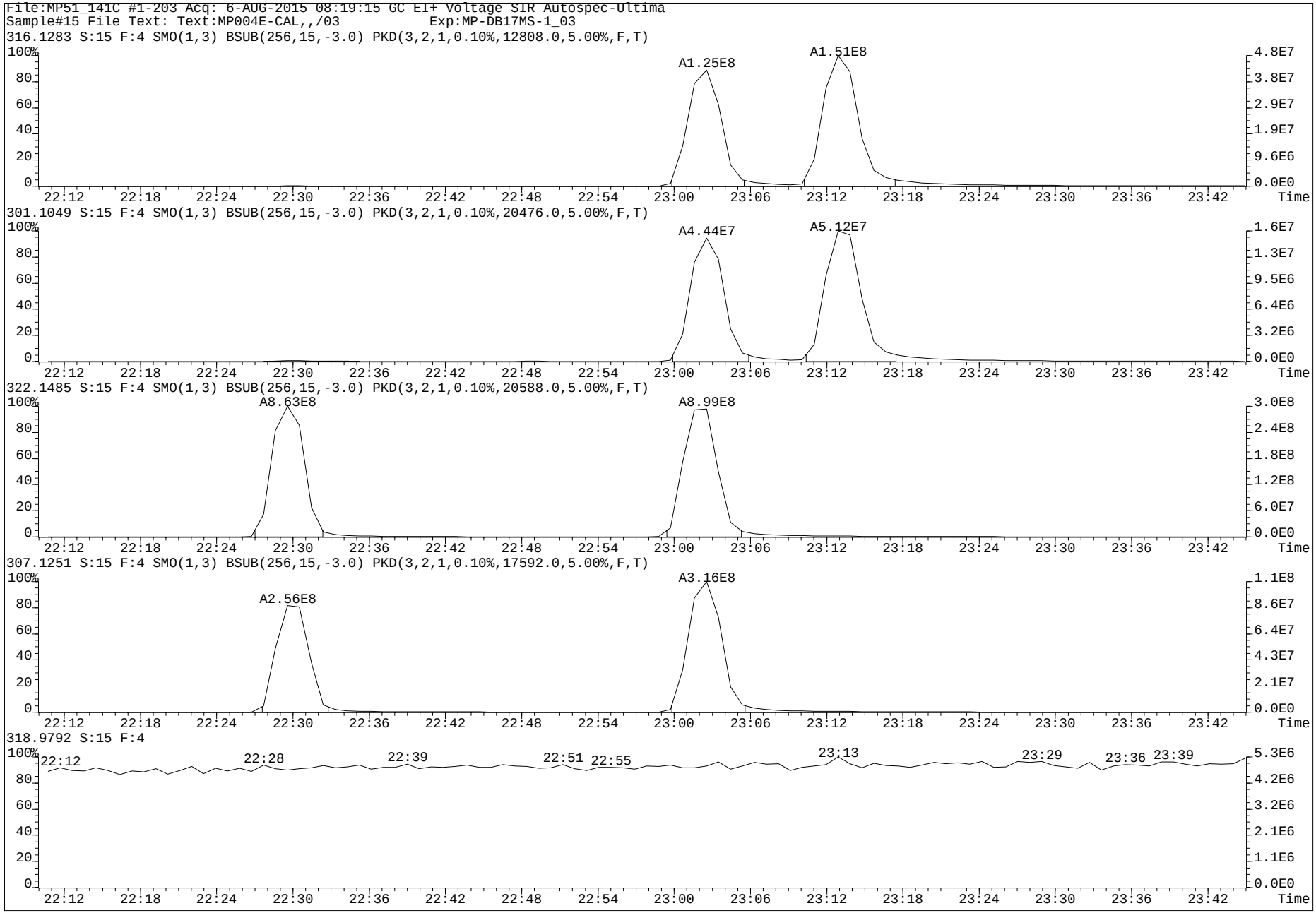
File:MP51_141C #1-203 Acq: 6-AUG-2015 08:19:15 GC EI+ Voltage SIR Autospec-Ultima
Sample#15 File Text: Text:MP004E-CAL,,/03 Exp:MP-DB17MS-1_03
316.1283 S:15 F:4 SMO(1,3) BSUB(256,15,-3.0) PKD(3,2,1,0.10%,12808.0,5.00%,F,T)
A1.25E8
A1.51E8
301.1049 S:15 F:4 SMO(1,3) BSUB(256,15,-3.0) PKD(3,2,1,0.10%,20476.0,5.00%,F,T)
A4.44E7
A5.12E7
322.1485 S:15 F:4 SMO(1,3) BSUB(256,15,-3.0) PKD(3,2,1,0.10%,20588.0,5.00%,F,T)
A8.63E8
A8.99E8
307.1251 S:15 F:4 SMO(1,3) BSUB(256,15,-3.0) PKD(3,2,1,0.10%,17592.0,5.00%,F,T)
A2.56E8
A3.16E8
318.9792 S:15 F:4
22:12
22:28
22:39
22:51
22:55
23:13
23:29
23:36
23:39
Time

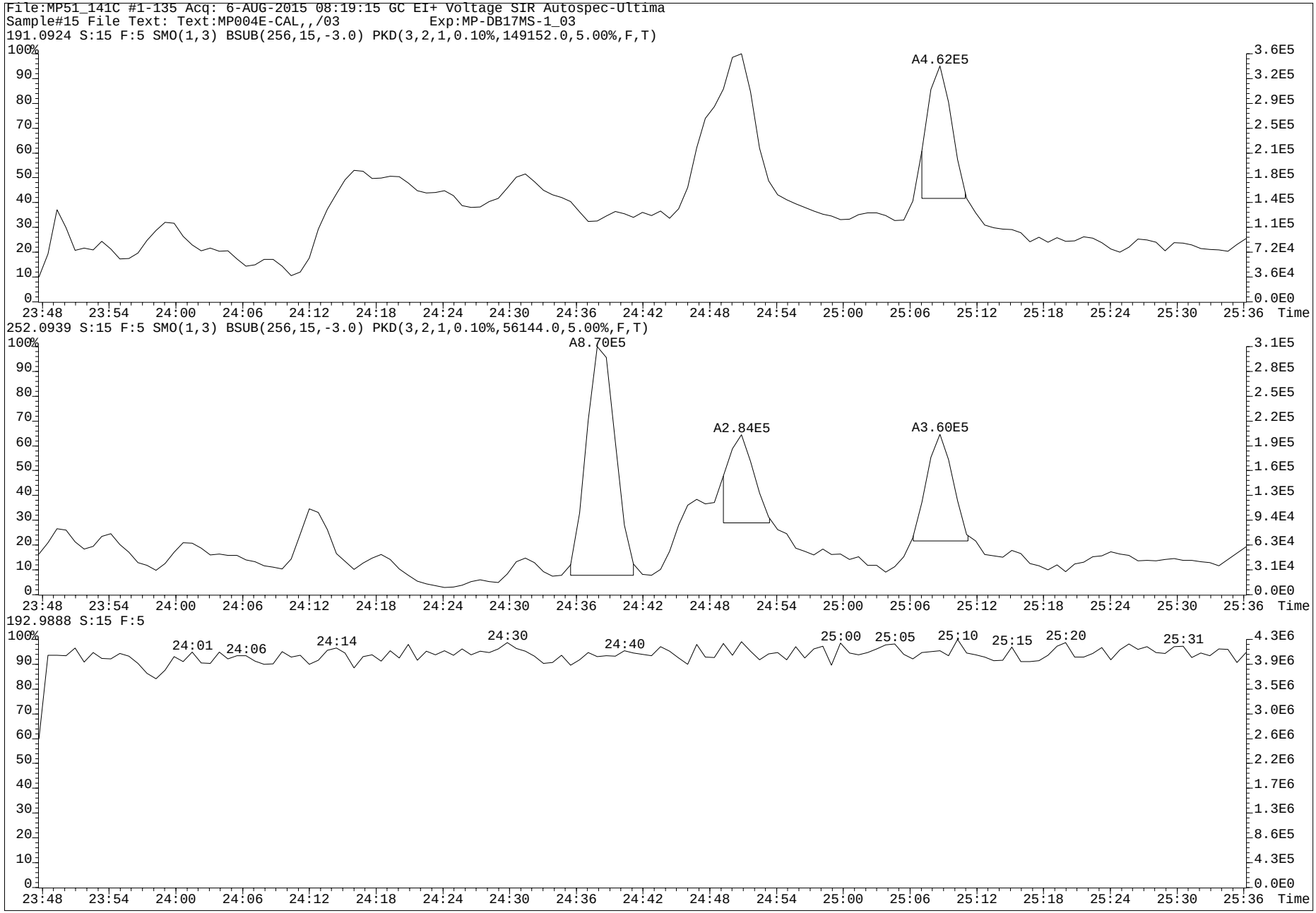
File:MP51_141C #1-135 Acq: 6-AUG-2015 08:19:15 GC EI+ Voltage SIR Autospec-Ultima
Sample#15 File Text: Text:MP004E-CAL,,/03 Exp:MP-DB17MS-1_03
191.0924 S:15 F:5 SMO(1,3) BSUB(256,15,-3.0) PKD(3,2,1,0.10%,149152.0,5.00%,F,T)
A4.62E5
252.0939 S:15 F:5 SMO(1,3) BSUB(256,15,-3.0) PKD(3,2,1,0.10%,56144.0,5.00%,F,T)
A8.70E5
A2.84E5
A3.60E5
192.9888 S:15 F:5
24:01
24:06
24:14
24:30
24:40
25:00
25:05
25:10
25:15
25:20
25:31
Time

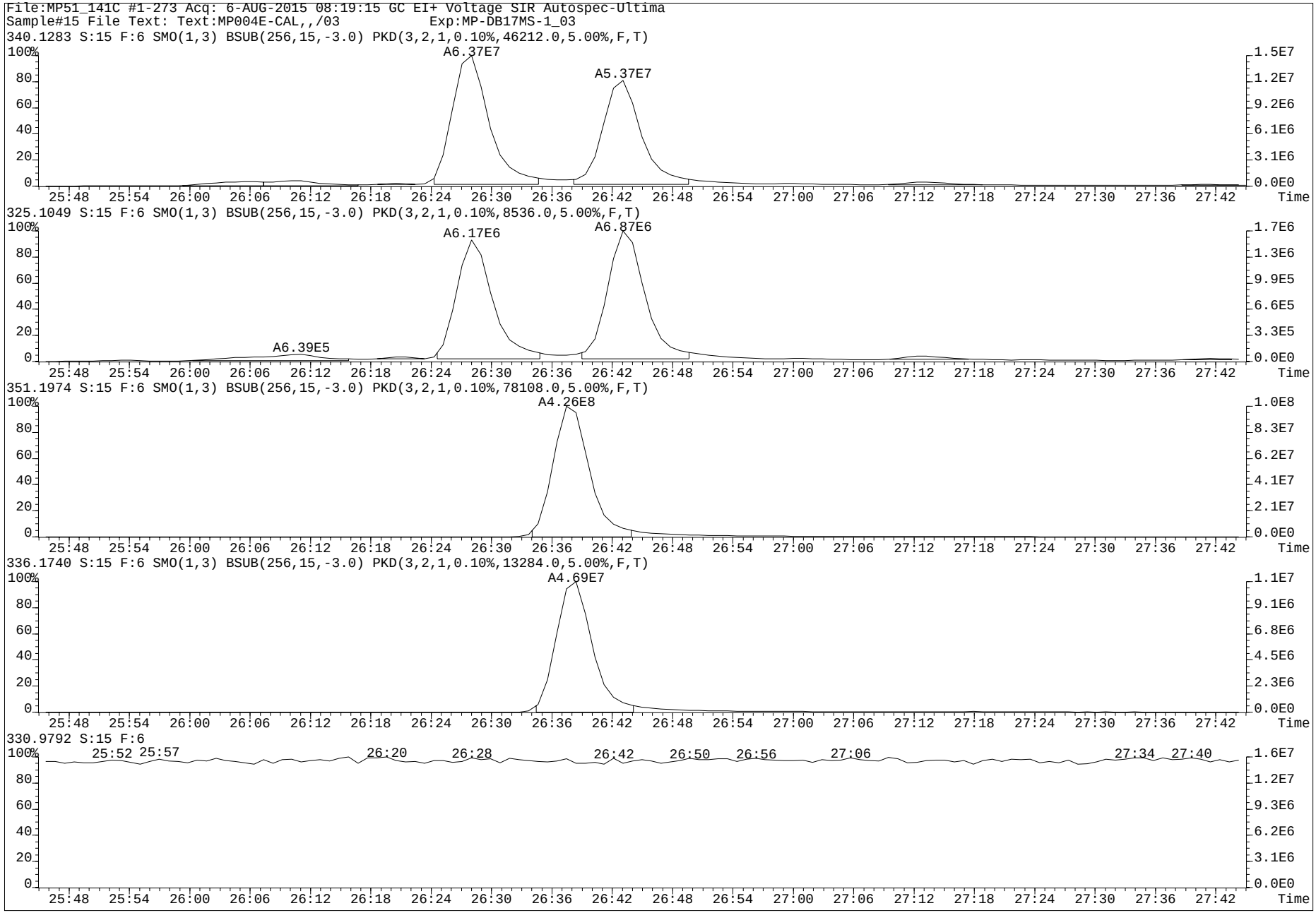
File:MP51_141C #1-273 Acq: 6-AUG-2015 08:19:15 GC EI+ Voltage SIR Autospec-Ultima
Sample#15 File Text: Text:MP004E-CAL,,/03 Exp:MP-DB17MS-1_03
340.1283 S:15 F:6 SMO(1,3) BSUB(256,15,-3.0) PKD(3,2,1,0.10%,46212.0,5.00%,F,T)
A6.37E7
A5.37E7
325.1049 S:15 F:6 SMO(1,3) BSUB(256,15,-3.0) PKD(3,2,1,0.10%,8536.0,5.00%,F,T)
A6.17E6
A6.87E6
A6.39E5
351.1974 S:15 F:6 SMO(1,3) BSUB(256,15,-3.0) PKD(3,2,1,0.10%,78108.0,5.00%,F,T)
A4.26E8
336.1740 S:15 F:6 SMO(1,3) BSUB(256,15,-3.0) PKD(3,2,1,0.10%,13284.0,5.00%,F,T)
A4.69E7
330.9792 S:15 F:6
Time

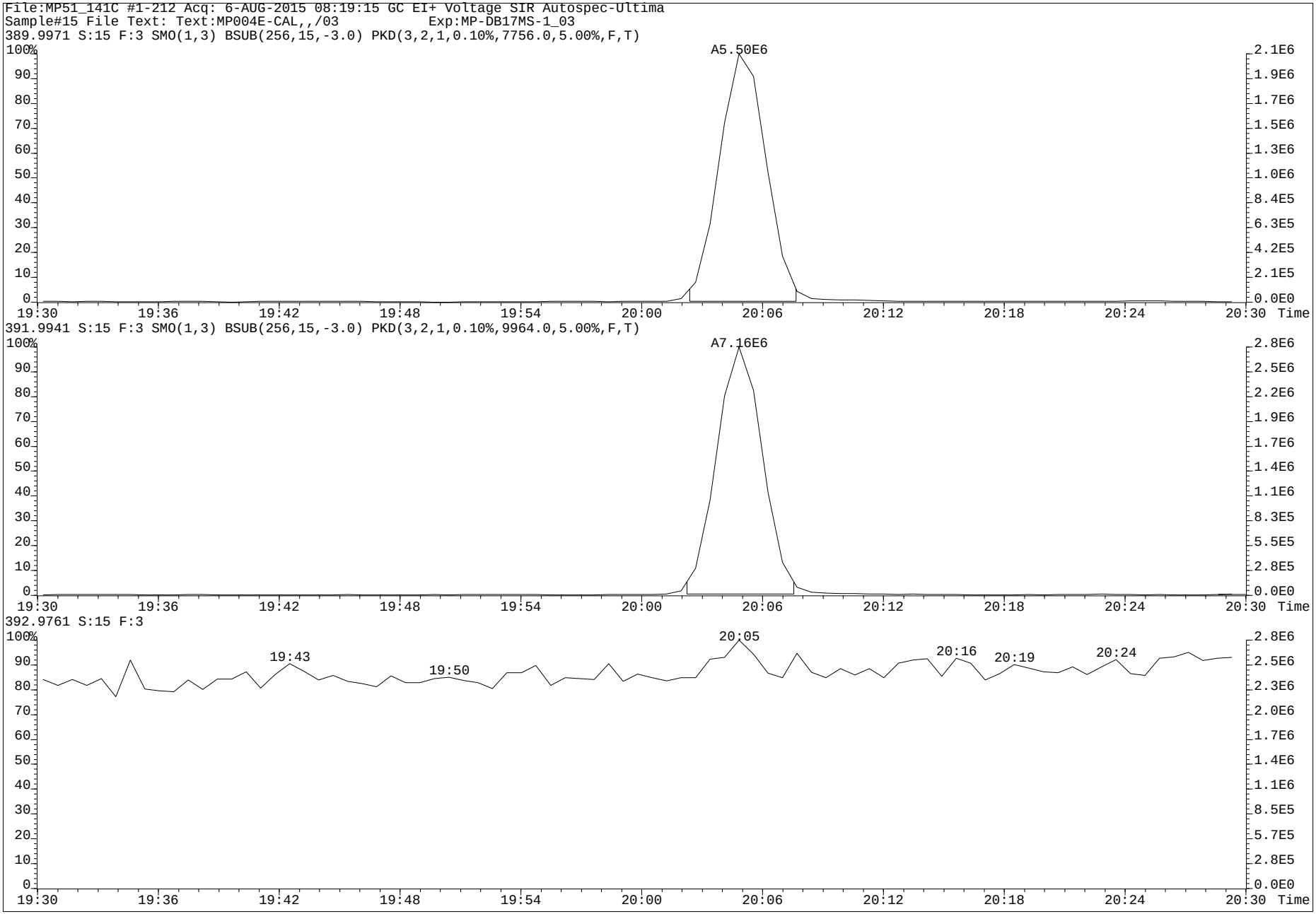
File:MP51_141C #1-212 Acq: 6-AUG-2015 08:19:15 GC EI+ Voltage SIR Autospec-Ultima
Sample#15 File Text: Text:MP004E-CAL,,/03 Exp:MP-DB17MS-1_03
389.9971 S:15 F:3 SMO(1,3) BSUB(256,15,-3.0) PKD(3,2,1,0.10%,7756.0,5.00%,F,T)
A5.50E6
391.9941 S:15 F:3 SMO(1,3) BSUB(256,15,-3.0) PKD(3,2,1,0.10%,9964.0,5.00%,F,T)
A7.16E6
392.9761 S:15 F:3
19:43
19:50
20:05
20:16
20:19
20:24
Time

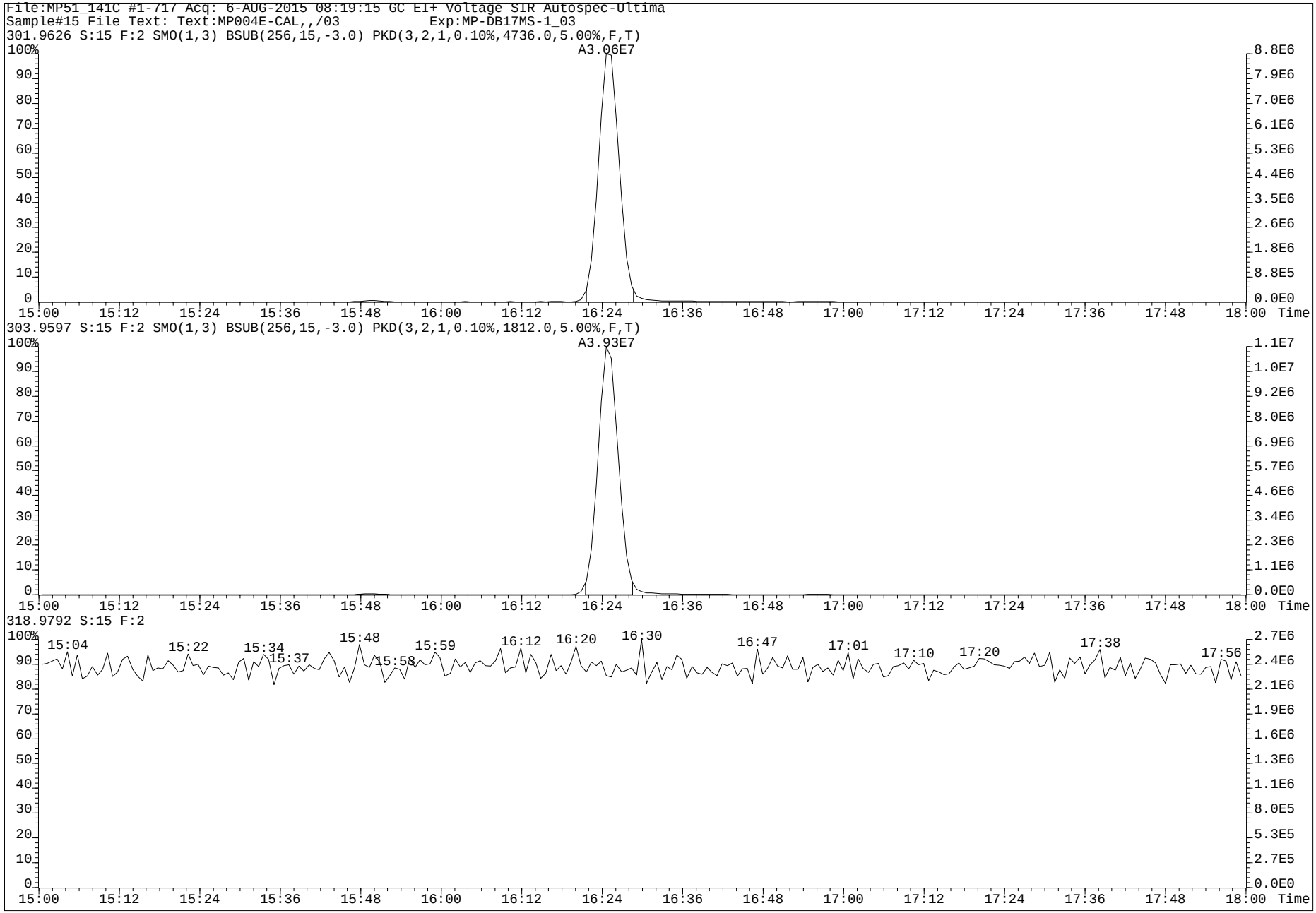
File:MP51_141C #1-717 Acq: 6-AUG-2015 08:19:15 GC EI+ Voltage SIR Autospec-Ultima
Sample#15 File Text: Text:MP004E-CAL,,/03 Exp:MP-DB17MS-1_03
301.9626 S:15 F:2 SMO(1,3) BSUB(256,15,-3.0) PKD(3,2,1,0.10%,4736.0,5.00%,F,T)
A3.06E7
303.9597 S:15 F:2 SMO(1,3) BSUB(256,15,-3.0) PKD(3,2,1,0.10%,1812.0,5.00%,F,T)
A3.93E7
318.9792 S:15 F:2
15:04
15:22
15:34
15:37
15:48
15:58
15:59
16:12
16:20
16:30
16:47
17:01
17:10
17:20
17:38
17:56
Time

Experiment : MP-DB17MS-1_03
GC Program : MP-DB17MS-1_01
Column type : DB17-MS
Serial # : US8631163H/US5
kPa : 386
Vol injected: 2.0uL
PMT Voltage : 399

Temps -source: 250
-s resv: 200
-re_ent: 270
-cap_1 : 270
-cap_2 : 270

Tune : XX/MO
List : VR
Check :
LIMS :
Logfile:

Date -list : 07-AUG-2015
-liner : 05-AUG-2015
-septum: 05-AUG-2015
-guard : 60cm 05-AUG-2015
-column: NEW 31-JUL-2015
-t line: NEW 31-JUL-2015

#	Data file	S	V	Sample Text	Comments	Acquisition Date/Time
1	MP51_142D	1	1	MP004E-CAL,,/03	1,,2.0uL CS-5/Cal	7-AUG-15 20:54:56
2	MP51_142D	2	2	MP004E-CAL,,/03	1,,2.0uL CS-5/Cal	7-AUG-15 21:29:00
3	MP51_142D	3	3	Toluene,,	1,,1.0uL	7-AUG-15 22:03:10
4	MP51_142D	4	4	Toluene,,	1,,1.0uL	7-AUG-15 22:37:22
5	MP51_142D	5	5	L23368-2,NL,	10,WG51828,2.0/200uL	7-AUG-15 23:11:32
6	MP51_142D	6	6	L23367-13,NL,	10,WG51828,2.0/200uL	7-AUG-15 23:45:41
7	MP51_142D	7	7	L23368-12,NL,	10,WG51889,2.0/200uL	8-AUG-15 00:19:51
8	MP51_142D	8	8	L23368-8,NL,	10,WG51889,2.0/200uL	8-AUG-15 00:54:02
9	MP51_142D	9	9	MP004E-CAL,,/03	1,,1.0uL Cal	8-AUG-15 01:28:14
10	MP51_142D	10	10	MP004E-CAL,,/03	1,,1.0uL Cal	8-AUG-15 07:36:04

www.axysanalytical.com

Run #10 Filename MP51_142D S: 2 I: 1 Acquired: 7-AUG-15 21:29:00 Processed: 8-AUG-15 09:54:32
Run: mp51_142d-a Analyte: mp-db17-c06 Cal: mp51_140j-8a Results: mp51_142d-b Version: V3.6 6-JAN-2000 17:51:42
Sample text: MP004E-CAL,,/03 Comments: 1,,2.0uL CS-5/Cal
sample size: 1.000000 conc units: ng/mL total toxicity: 79.63 F1: 10.0000 F2: 1.0000

	Typ	Name	#Hom	Resp	RA		RT	Conc	Tox #1	DL	Rec	M?
1	Unk	1-OH-Naphthalene	1	6.27e+08	1.10	n	8:08	203.700	20	0.1474	-	n
2	Unk	1-OH-Pyrene	1	4.78e+08	4.45	n	20:47	212.620	21	0.1599	-	n
3	Unk	3-OH-Chrysene	1	1.23e+08	2.78	n	23:03	48.549	5	0.0594	-	n
4	Unk	3-OH-Benz[a]anthracene	1	1.47e+08	2.87	n	23:14	49.008	25	0.0493	-	n
5	Unk	7,8-OH-Benzo[a]pyrene-C	0	*	*	n	NotFnd	*	*	*	-	n
6	Unk	7,8-OH-Benzo[a]pyrene-T	1	7.65e+05	2.97	n	25:09	*	*	*	-	n
7	Unk	7,8-OH-Benzo[a]pyrene-3	1	2.32e+06	7.14	n	26:11	*	*	*	-	n
8	Unk	9-OH-Benzo[a]pyrene	1	5.77e+07	9.62	n	26:28	36.089	4	0.5480	-	y
9	Unk	3-OH-Benzo[a]pyrene	1	4.53e+07	7.09	n	26:43	50.288	5	1.2953	-	y
10	Unk	7,8-OH-Benzo[a]pyrene-4	0	*	*	n	NotFnd	*	*	*	-	n
11	IS	13C6-1-OH-Naphthalene	1	6.92e+08	1.05	n	8:08	303.126	-	0.5160	121.3	n
12	IS	13C6-1-OH-Pyrene	1	5.89e+08	4.49	n	20:47	196.099	-	0.1637	78.4	n
13	IS	13C6-1-OH-BAA	1	8.25e+08	3.27	n	22:30	179.686	-	0.0457	71.3	n
14	IS	13C6-3-OH-Chrysene	1	8.57e+08	2.70	n	23:02	183.022	-	0.0448	✓ 72.5	y
15	IS	D11-3-OH-Benzo[a]pyrene	1	3.84e+08	8.79	n	26:38	133.866	-	0.1476	53.8	n
16	IS	13C-CL4-OH-PCB-79	1	1.45e+07	0.77	y	20:05	45.641	-	0.4979	91.3	n
17	IS	13C-CL4-PCB-79	0	*	*	n	NotFnd	*	-	*	Div0	n
18	RS	13C-CL4-PCB-81	1	8.81e+07	0.77	y	16:25	70.519	-	-	-	n
19	Tot	Fn1 Lock	-	-			-	-	-	-	-	n
20	Tot	Fn2 Lock	-	-			-	-	-	-	-	n
21	Tot	Fn3 Lock	-	-			-	-	-	-	-	n
22	Tot	Fn4 Lock	-	-			-	-	-	-	-	n
23	Tot	Fn4 Lock	-	-			-	-	-	-	-	n
24	Tot	Fn5 Lock	-	-			-	-	-	-	-	n
25	Tot	Fn6 Lock	-	-			-	-	-	-	-	n

PV AS 8-AUG-2015

SV by mW
12-Aug-2015

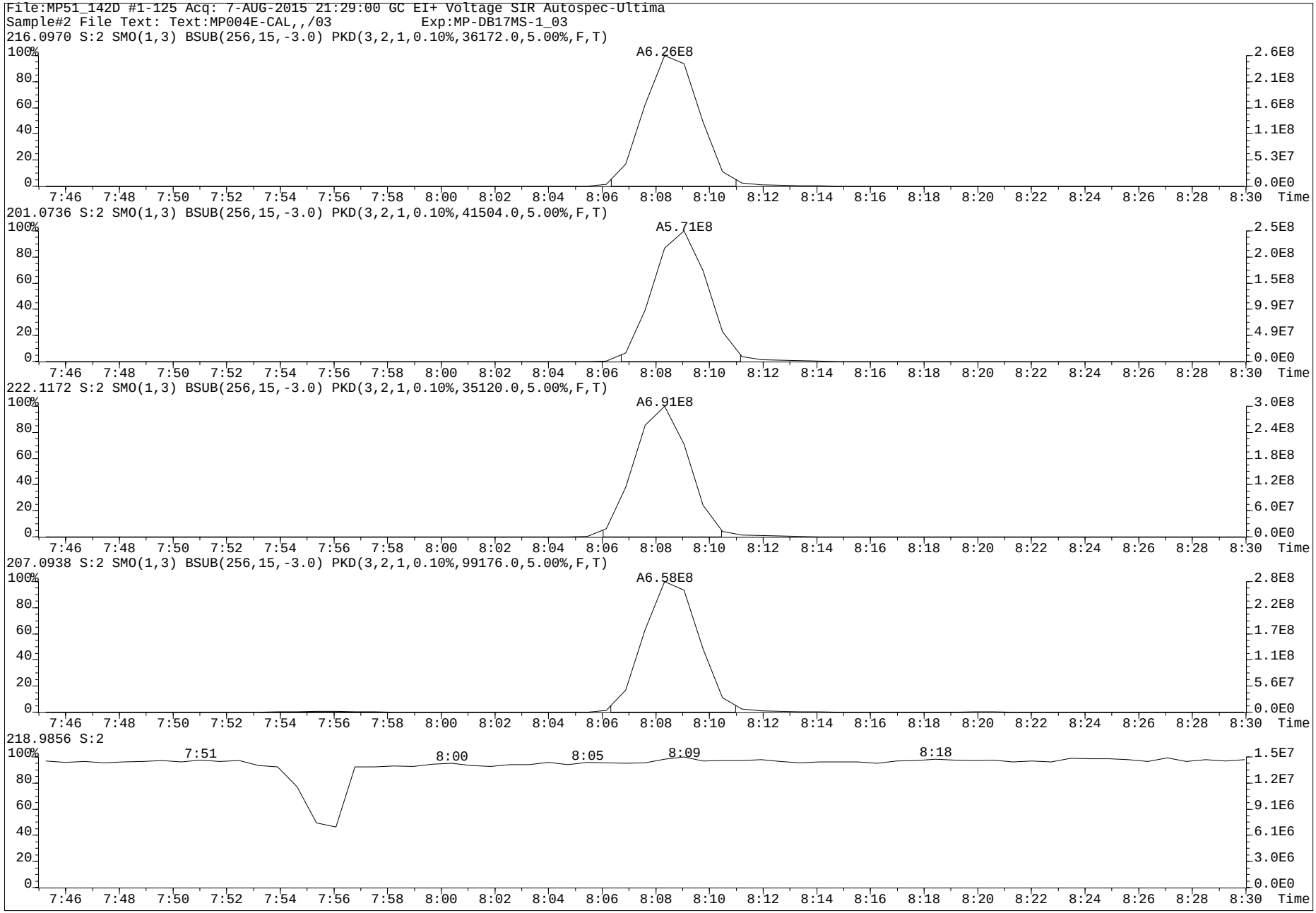
File:MP51_142D #1-125 Acq: 7-AUG-2015 21:29:00 GC EI+ Voltage SIR Autospec-Ultima
Sample#2 File Text: Text:MP004E-CAL,,/03 Exp:MP-DB17MS-1_03
216.0970 S:2 SMO(1,3) BSUB(256,15,-3.0) PKD(3,2,1,0.10%,36172.0,5.00%,F,T)
A6.26E8
201.0736 S:2 SMO(1,3) BSUB(256,15,-3.0) PKD(3,2,1,0.10%,41504.0,5.00%,F,T)
A5.71E8
222.1172 S:2 SMO(1,3) BSUB(256,15,-3.0) PKD(3,2,1,0.10%,35120.0,5.00%,F,T)
A6.91E8
207.0938 S:2 SMO(1,3) BSUB(256,15,-3.0) PKD(3,2,1,0.10%,99176.0,5.00%,F,T)
A6.58E8
218.9856 S:2
7:51
8:00
8:05
8:09
8:18
Time

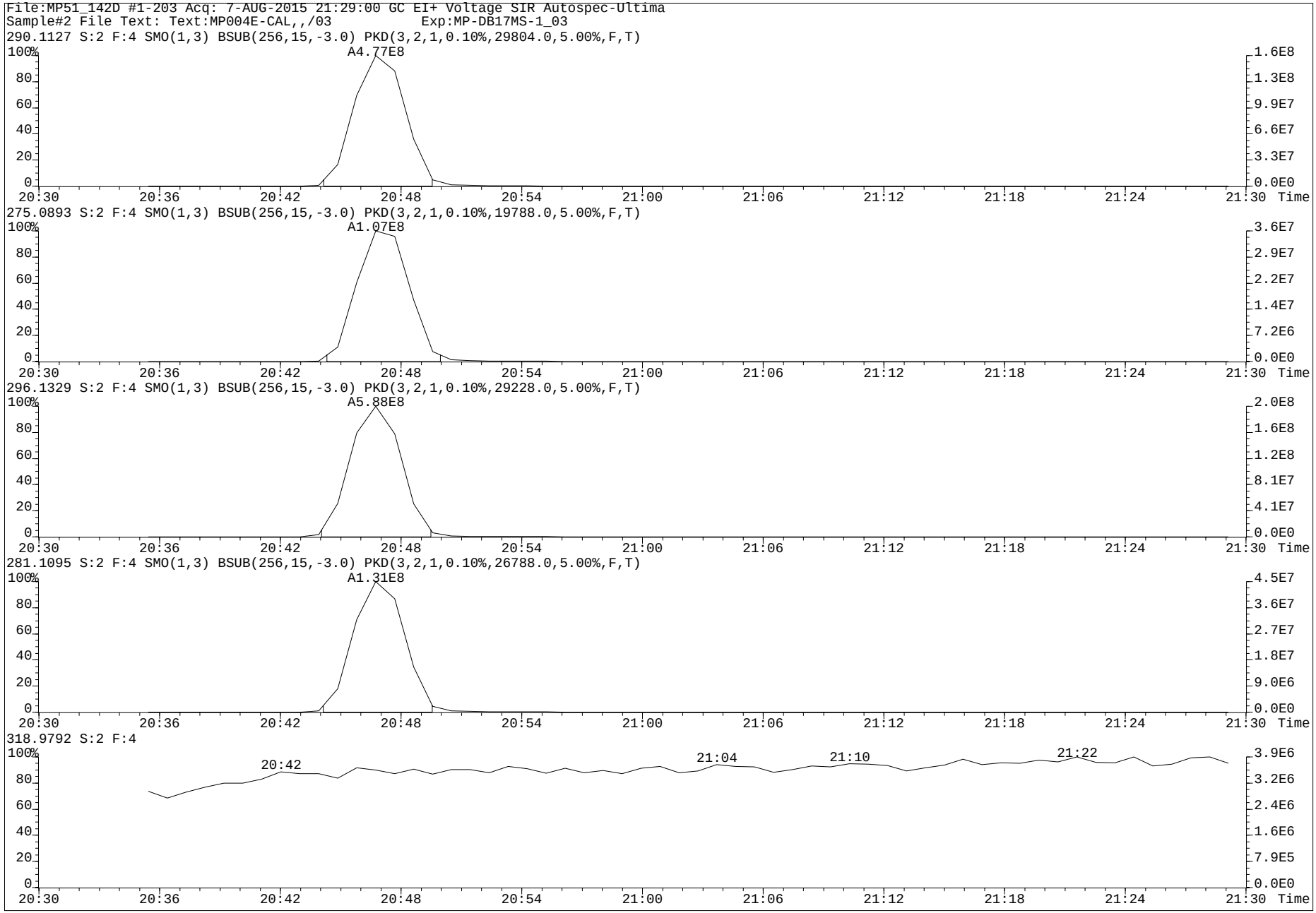
File:MP51_142D #1-203 Acq: 7-AUG-2015 21:29:00 GC EI+ Voltage SIR Autospec-Ultima
Sample#2 File Text: Text:MP004E-CAL,,/03 Exp:MP-DB17MS-1_03
290.1127 S:2 F:4 SMO(1,3) BSUB(256,15,-3.0) PKD(3,2,1,0.10%,29804.0,5.00%,F,T)
A4.77E8
275.0893 S:2 F:4 SMO(1,3) BSUB(256,15,-3.0) PKD(3,2,1,0.10%,19788.0,5.00%,F,T)
A1.07E8
296.1329 S:2 F:4 SMO(1,3) BSUB(256,15,-3.0) PKD(3,2,1,0.10%,29228.0,5.00%,F,T)
A5.88E8
281.1095 S:2 F:4 SMO(1,3) BSUB(256,15,-3.0) PKD(3,2,1,0.10%,26788.0,5.00%,F,T)
A1.31E8
318.9792 S:2 F:4
20:42
21:04
21:10
21:22
20:30 20:36 20:42 20:48 20:54 21:00 21:06 21:12 21:18 21:24 21:30 Time

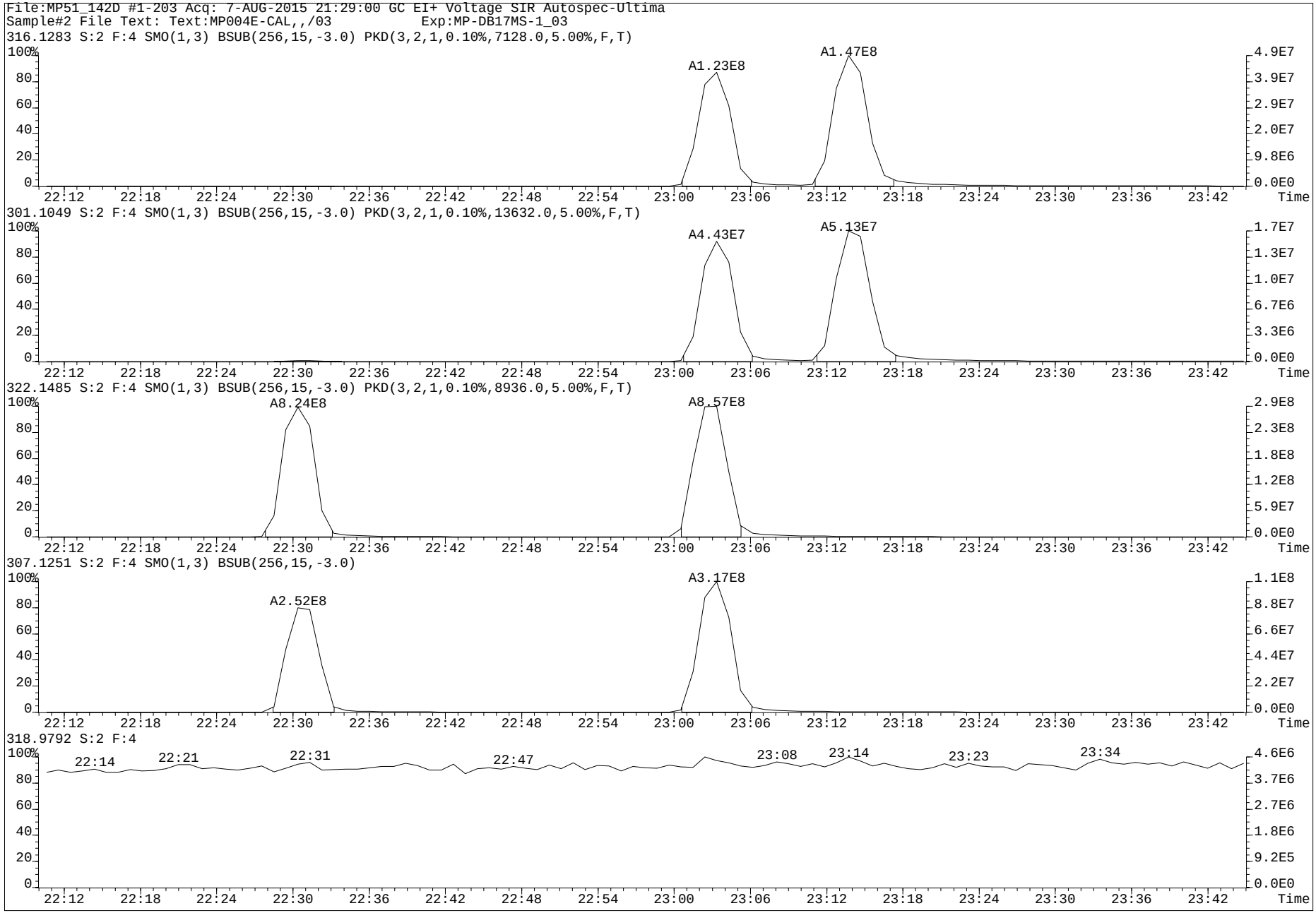
File:MP51_142D #1-203 Acq: 7-AUG-2015 21:29:00 GC EI+ Voltage SIR Autospec-Ultima
Sample#2 File Text: Text:MP004E-CAL,,/03 Exp:MP-DB17MS-1_03
316.1283 S:2 F:4 SMO(1,3) BSUB(256,15,-3.0) PKD(3,2,1,0.10%,7128.0,5.00%,F,T)
A1.23E8
A1.47E8
301.1049 S:2 F:4 SMO(1,3) BSUB(256,15,-3.0) PKD(3,2,1,0.10%,13632.0,5.00%,F,T)
A4.43E7
A5.13E7
322.1485 S:2 F:4 SMO(1,3) BSUB(256,15,-3.0) PKD(3,2,1,0.10%,8936.0,5.00%,F,T)
A8.24E8
A8.57E8
307.1251 S:2 F:4 SMO(1,3) BSUB(256,15,-3.0)
A2.52E8
A3.17E8
318.9792 S:2 F:4
22:14
22:21
22:31
22:47
23:08
23:14
23:23
23:34
Time

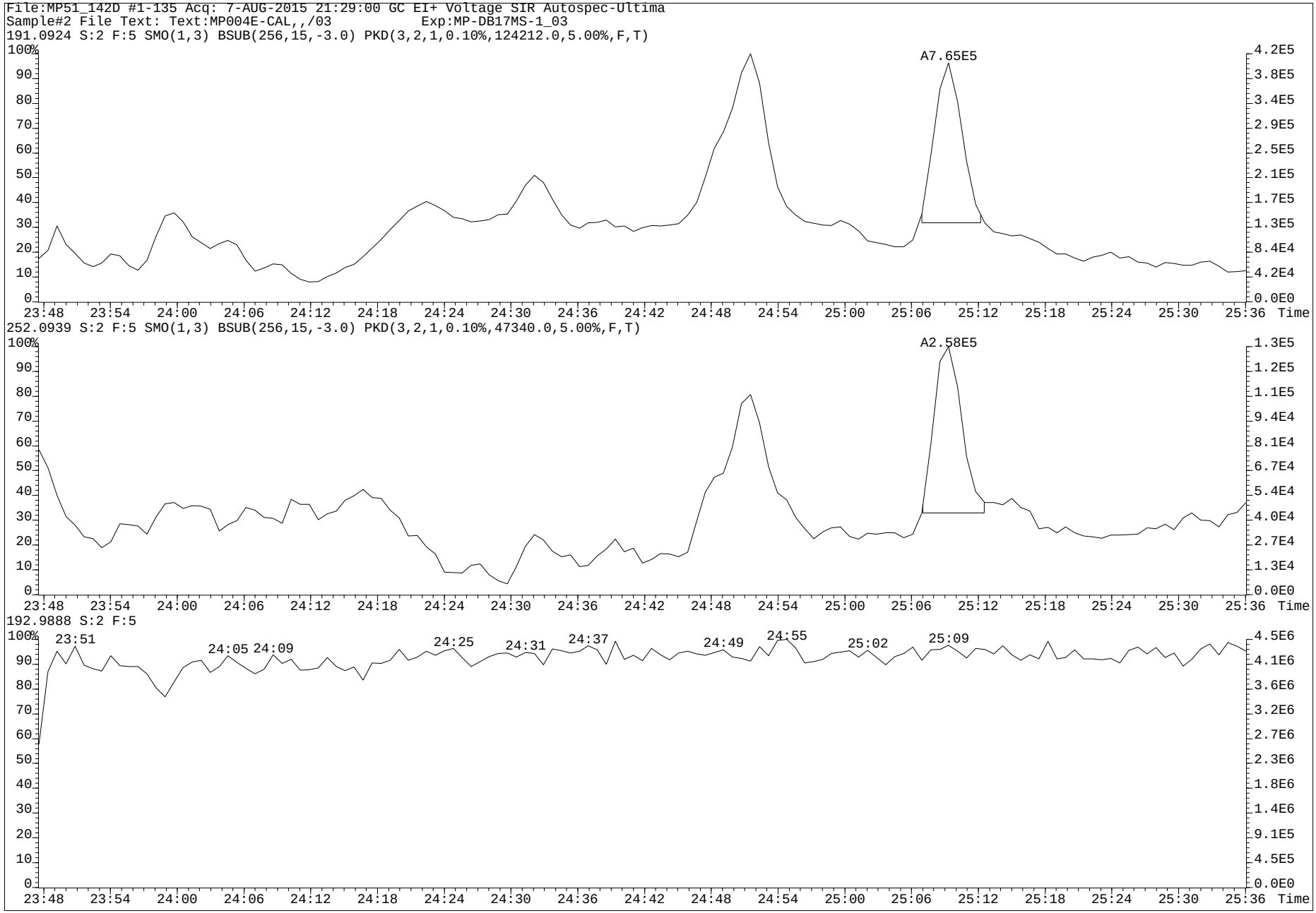
File:MP51_142D #1-135 Acq: 7-AUG-2015 21:29:00 GC EI+ Voltage SIR Autospec-Ultima
Sample#2 File Text: Text:MP004E-CAL,,/03 Exp:MP-DB17MS-1_03
191.0924 S:2 F:5 SMO(1,3) BSUB(256,15,-3.0) PKD(3,2,1,0.10%,124212.0,5.00%,F,T)
A7.65E5
252.0939 S:2 F:5 SMO(1,3) BSUB(256,15,-3.0) PKD(3,2,1,0.10%,47340.0,5.00%,F,T)
A2.58E5
192.9888 S:2 F:5
23:51
24:05
24:09
24:25
24:31
24:37
24:49
24:55
25:02
25:09
Time

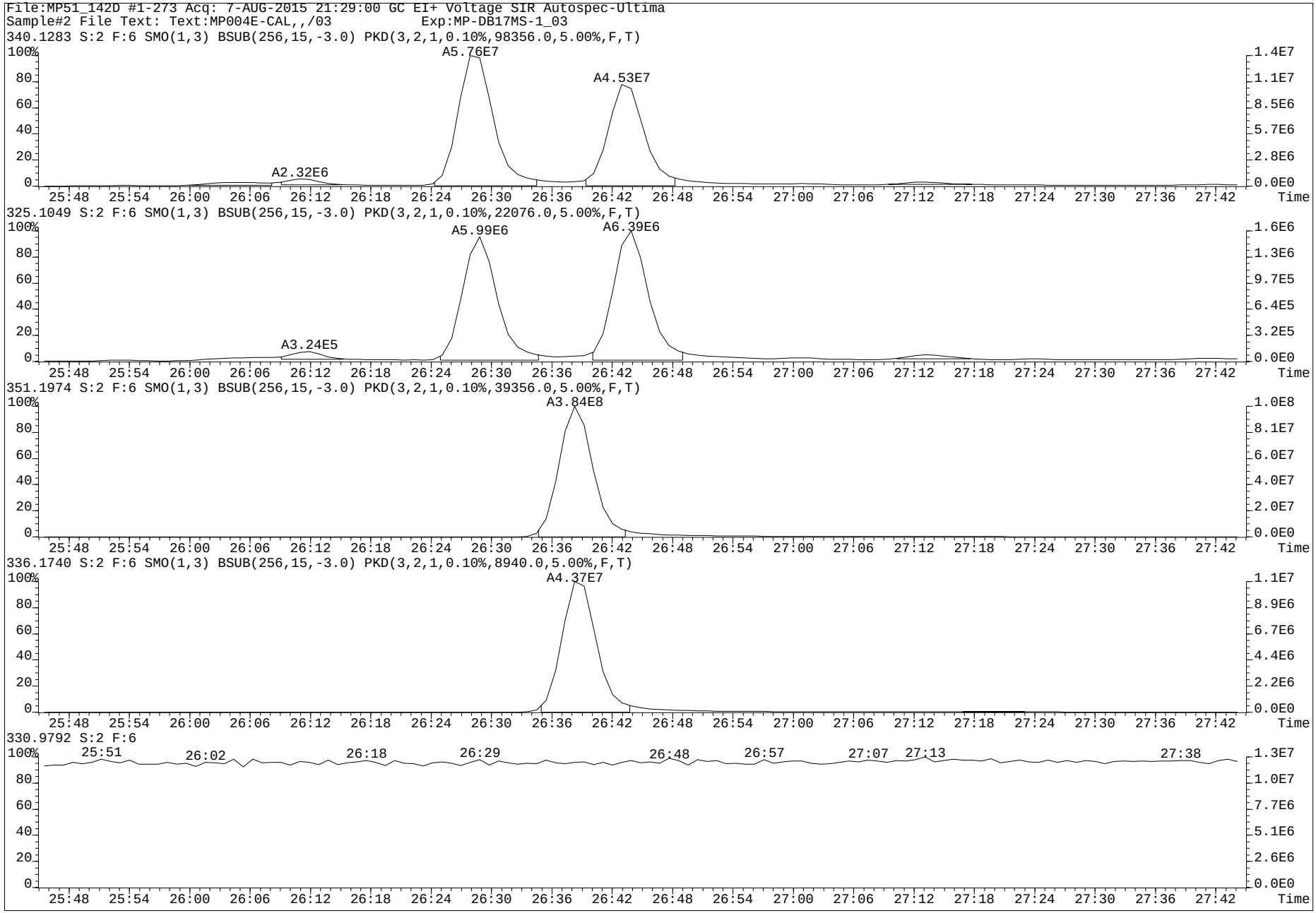
File:MP51_142D #1-273 Acq: 7-AUG-2015 21:29:00 GC EI+ Voltage SIR Autospec-Ultima
Sample#2 File Text: Text:MP004E-CAL,,/03 Exp:MP-DB17MS-1_03
340.1283 S:2 F:6 SMO(1,3) BSUB(256,15,-3.0) PKD(3,2,1,0.10%,98356.0,5.00%,F,T)
A5.76E7
A4.53E7
A2.32E6
325.1049 S:2 F:6 SMO(1,3) BSUB(256,15,-3.0) PKD(3,2,1,0.10%,22076.0,5.00%,F,T)
A5.99E6
A6.39E6
A3.24E5
351.1974 S:2 F:6 SMO(1,3) BSUB(256,15,-3.0) PKD(3,2,1,0.10%,39356.0,5.00%,F,T)
A3.84E8
336.1740 S:2 F:6 SMO(1,3) BSUB(256,15,-3.0) PKD(3,2,1,0.10%,8940.0,5.00%,F,T)
A4.37E7
330.9792 S:2 F:6
25:51
26:02
26:18
26:29
26:48
26:57
27:07
27:13
27:38
Time

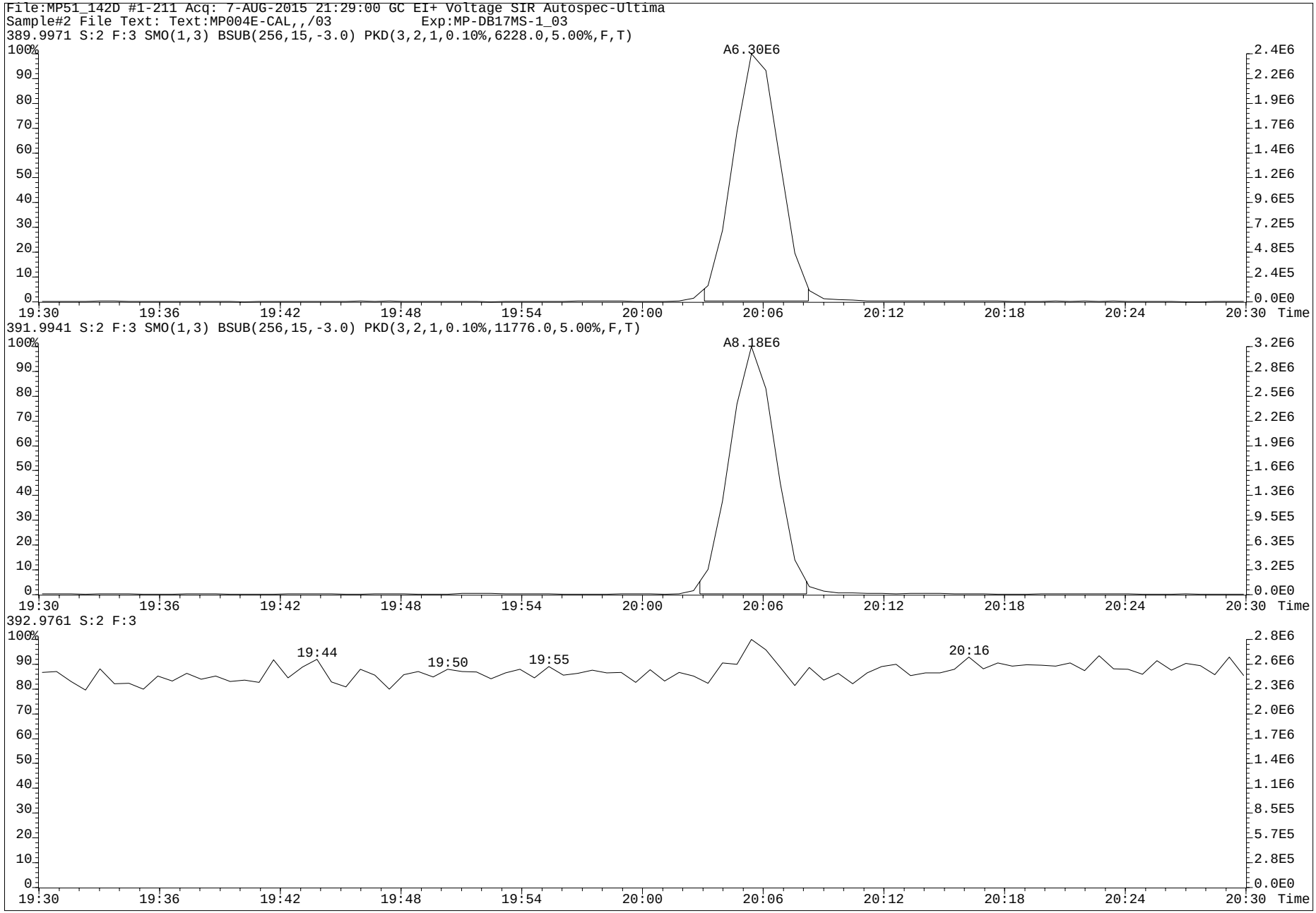
File:MP51_142D #1-211 Acq: 7-AUG-2015 21:29:00 GC EI+ Voltage SIR Autospec-Ultima
Sample#2 File Text: Text:MP004E-CAL,,/03 Exp:MP-DB17MS-1_03
389.9971 S:2 F:3 SMO(1,3) BSUB(256,15,-3.0) PKD(3,2,1,0.10%,6228.0,5.00%,F,T)
A6.30E6
391.9941 S:2 F:3 SMO(1,3) BSUB(256,15,-3.0) PKD(3,2,1,0.10%,11776.0,5.00%,F,T)
A8.18E6
392.9761 S:2 F:3
19:44
19:50
19:55
20:16
Time

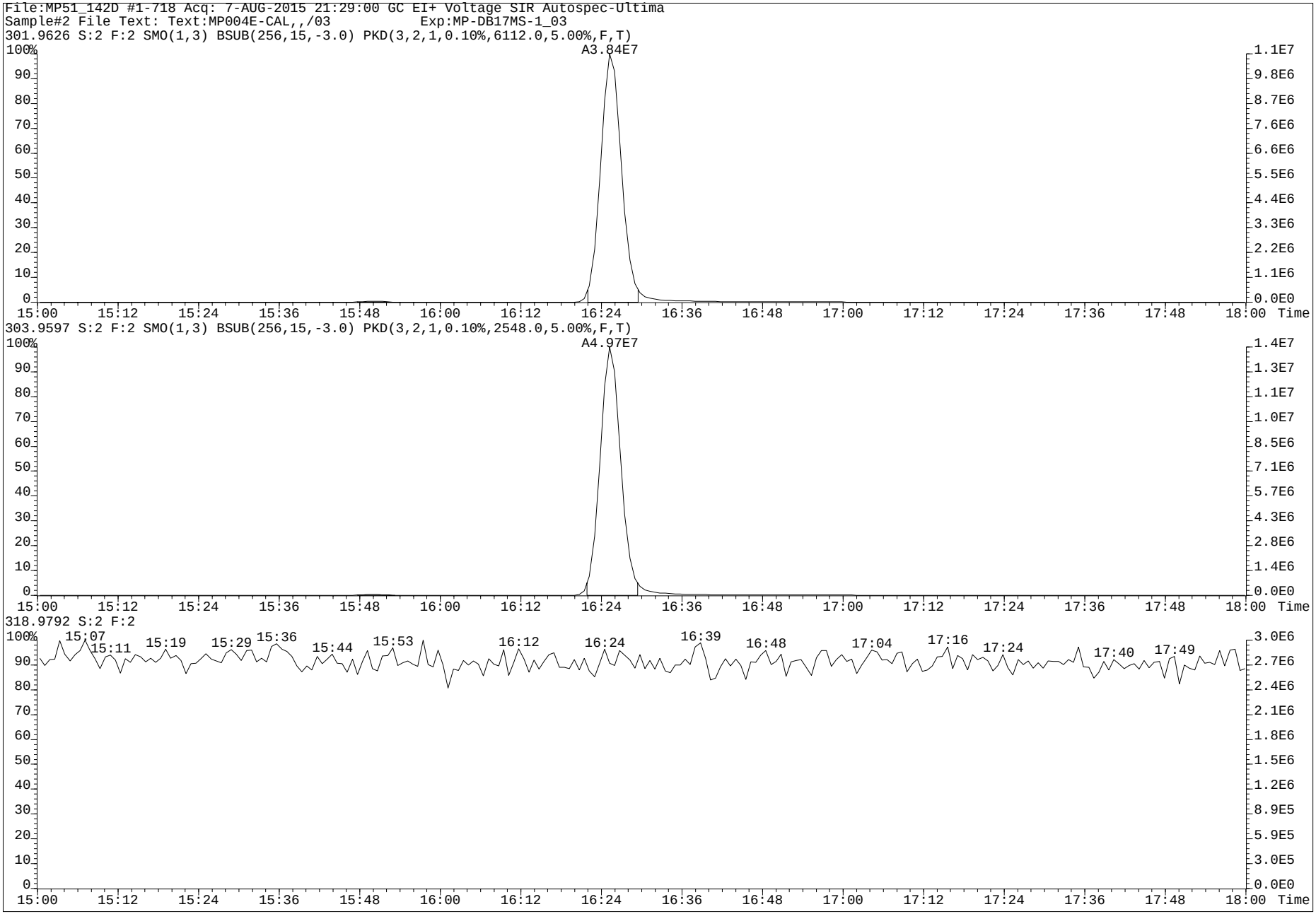
File:MP51_142D #1-718 Acq: 7-AUG-2015 21:29:00 GC EI+ Voltage SIR Autospec-Ultima
Sample#2 File Text: Text:MP004E-CAL,,/03 Exp:MP-DB17MS-1_03
301.9626 S:2 F:2 SMO(1,3) BSUB(256,15,-3.0) PKD(3,2,1,0.10%,6112.0,5.00%,F,T)
A3.84E7
303.9597 S:2 F:2 SMO(1,3) BSUB(256,15,-3.0) PKD(3,2,1,0.10%,2548.0,5.00%,F,T)
A4.97E7
318.9792 S:2 F:2
15:00 15:12 15:24 15:36 15:48 16:00 16:12 16:24 16:36 16:48 17:00 17:12 17:24 17:36 17:48 18:00 Time

Accreditation Scope

AXYS Analytical Services Ltd.
file ref.: ACC-101 Rev.23

Compound Class	Compound	Accredited Method ID	AXYS Method ID	Pulp	Serum	Solids										Tissue						Urine	Water	Water, Drinking				Water, Non-Potable									
				CALA	CALA	CALA	California DPH	Florida DOH	Minnesota DOH	New Jersey DEP	New York DOH	Virginia DGS	Washington DE	Maine DOH	ANAB	CALA	Florida DOH	Minnesota DOH	New Jersey DEP	Virginia DGS	ANAB	CALA	CALA	Florida DOH	Minnesota DOH	New Jersey DEP	ANAB	California DPH	Florida DOH	Minnesota DOH	New Jersey DEP	New York DOH	Virginia DGS	Washington DE*	Maine DOH	ANAB	Pennsylvania DEP
BFR	BTBPE	AXYS MLA-033	MLA-033			Y										Y							Y														
	DBDPE	AXYS MLA-033	MLA-033			Y										Y							Y														
	HBB	AXYS MLA-033	MLA-033			Y										Y							Y														
	PBEB	AXYS MLA-033	MLA-033			Y										Y							Y														
BPA and MPE	4,4'-dihydroxy-2,2-diphenylpropane (Bisphenol A) (BPA)	AXYS MLA-059	MLA-059																			Y														
	Mono-(2-ethyl-5-hydroxyhexyl) phthalate (MEHHP)	AXYS MLA-059	MLA-059																			Y														
	Mono-(2-ethyl-5-oxohexyl) phthalate (MEOHP)	AXYS MLA-059	MLA-059																			Y														
	Mono-(3-carboxypropyl) phthalate (MCPP)	AXYS MLA-059	MLA-059																			Y														
	Mono-2-ethylhexyl phthalate (MEHP)	AXYS MLA-059	MLA-059																			Y														
	Mono-benzyl phthalate (MBzP)	AXYS MLA-059	MLA-059																			Y														
	Mono-butyl phthalate (MBP) (n + iso)	AXYS MLA-059	MLA-059																			Y														
	Mono-cyclohexyl phthalate (MCHP)	AXYS MLA-059	MLA-059																			Y														
	Mono-ethyl phthalate (MEP)	AXYS MLA-059	MLA-059																			Y														
	Mono-iso-nonyl phthalate (MiNP)	AXYS MLA-059	MLA-059																			Y														
	Mono-methyl phthalate (MMP)	AXYS MLA-059	MLA-059																			Y														
HBCDD	alpha-hexabromocyclododecane (a-HBCDD)	AXYS MLA-070	MLA-070		Y																															
	beta-hexabromocyclododecane (b-HBCDD)	AXYS MLA-070	MLA-070		Y																															
	gamma-hexabromocyclododecane (g-HBCDD)	AXYS MLA-070	MLA-070		Y																															
OC Pesticides	2,4'-DDD	AXYS MLA-007	MLA-007		Y	Y										Y							Y														
		AXYS MLA-028	MLA-028		Y	Y							Y			Y							Y											Y			
		EPA 8270	MLA-007										Y																								
	2,4'-DDE	AXYS MLA-007	MLA-007		Y	Y										Y							Y														
		AXYS MLA-028	MLA-028		Y	Y							Y			Y							Y											Y			
		EPA 8270	MLA-007										Y																								
	2,4'-DDT	AXYS MLA-007	MLA-007		Y	Y										Y							Y														
		AXYS MLA-028	MLA-028		Y	Y							Y			Y							Y											Y			
		EPA 8270	MLA-007										Y																								
	4,4'-DDD	AXYS MLA-007	MLA-007		Y	Y		Y							Y	Y							Y						Y							Y	
		AXYS MLA-028	MLA-028		Y	Y		Y					Y		Y	Y							Y						Y					Y		Y	
		EPA 625	MLA-007																										Y	Y			Y	Y		Y	Y
		EPA 8270	MLA-007				Y	Y			Y	Y	Y	Y	Y																						
	4,4'-DDE	AXYS MLA-007	MLA-007		Y	Y		Y							Y	Y							Y						Y							Y	
		AXYS MLA-028	MLA-028		Y	Y		Y					Y		Y	Y							Y						Y					Y		Y	
		EPA 625	MLA-007																										Y	Y			Y	Y		Y	Y
		EPA 8270	MLA-007				Y	Y			Y	Y	Y	Y	Y																						
	4,4'-DDT	AXYS MLA-007	MLA-007		Y	Y		Y							Y	Y							Y						Y							Y	
		AXYS MLA-028	MLA-028		Y	Y		Y					Y		Y	Y							Y						Y					Y		Y	
		EPA 625	MLA-007																										Y	Y			Y	Y		Y	Y
		EPA 8270	MLA-007				Y	Y			Y	Y	Y	Y	Y																						
	Aldrin	AXYS MLA-007	MLA-007		Y	Y		Y							Y	Y							Y						Y							Y	
		AXYS MLA-028	MLA-028		Y	Y		Y					Y		Y	Y							Y						Y					Y		Y	
		EPA 625	MLA-007																										Y	Y			Y	Y		Y	Y
		EPA 8270	MLA-007				Y	Y			Y	Y	Y	Y	Y																						
	Alpha-HCH	AXYS MLA-007	MLA-007		Y	Y		Y							Y	Y							Y						Y							Y	
		AXYS MLA-028	MLA-028		Y	Y		Y					Y		Y	Y							Y						Y					Y		Y	
		EPA 625	MLA-007																										Y	Y			Y	Y		Y	Y
		EPA 8270	MLA-007				Y	Y			Y	Y	Y	Y	Y																						
	Beta-HCH	AXYS MLA-007	MLA-007		Y	Y		Y							Y	Y							Y						Y							Y	
		AXYS MLA-028	MLA-028		Y	Y		Y					Y		Y	Y							Y						Y					Y		Y	
		EPA 625	MLA-007																										Y	Y			Y	Y		Y	Y

Accreditation Scope

AXYS Analytical Services Ltd.
file ref.: ACC-101 Rev.23

Compound Class	Compound	Accredited Method ID	AXYS Method ID	Pulp	Serum	Solids										Tissue						Urine	Water	Water, Drinking				Water, Non-Potable								
				CALA	CALA	CALA	California DPH	Florida DOH	Minnesota DOH	New Jersey DEP	New York DOH	Virginia DGS	Washington DE	Maine DOH	ANAB	CALA	Florida DOH	Minnesota DOH	New Jersey DEP	Virginia DGS	ANAB	CALA	CALA	Florida DOH	Minnesota DOH	New Jersey DEP	ANAB	California DPH	Florida DOH	Minnesota DOH	New Jersey DEP	New York DOH	Virginia DGS	Washington DE*	Maine DOH	ANAB	Pennsylvania DEP
		EPA 8270	MLA-007				Y	Y			Y	Y	Y	Y	Y																					
	Chlordane, technical	AXYS MLA-007	MLA-007					Y							Y														Y							Y	
		EPA 625	MLA-007																									Y							Y		
		EPA 8270	MLA-007				Y	Y			Y	Y		Y	Y														Y			Y	Y		Y	Y	
	cis-Chlordane (alpha-Chlordane)	AXYS MLA-007	MLA-007		Y	Y		Y							Y	Y							Y					Y							Y	
		AXYS MLA-028	MLA-028		Y	Y		Y					Y		Y	Y							Y					Y						Y	Y	
		EPA 8270	MLA-007					Y			Y		Y	Y	Y													Y			Y			Y	Y	
	cis-Nonachlor	AXYS MLA-007	MLA-007		Y	Y										Y							Y												
		AXYS MLA-028	MLA-028		Y	Y							Y			Y							Y										Y		
		EPA 8270	MLA-007										Y																							
	Delta-HCH	AXYS MLA-007	MLA-007		Y	Y		Y							Y	Y							Y						Y						Y	
		AXYS MLA-028	MLA-028		Y	Y		Y					Y		Y	Y							Y						Y					Y	Y	
		EPA 608	MLA-007																										Y							Y	
		EPA 8081	MLA-007					Y			Y	Y	Y		Y																						
	Dieldrin	AXYS MLA-007	MLA-007		Y	Y		Y							Y	Y							Y						Y						Y	
		AXYS MLA-028	MLA-028		Y	Y		Y					Y		Y	Y							Y						Y					Y	Y	
		EPA 608	MLA-007																									Y	Y			Y	Y		Y	Y	
		EPA 8081	MLA-007				Y	Y			Y	Y	Y	Y	Y																						
	Endosulphan I	AXYS MLA-007	MLA-007		Y	Y		Y							Y	Y							Y						Y						Y	
		AXYS MLA-028	MLA-028		Y	Y		Y					Y		Y	Y							Y						Y					Y	Y	
		EPA 608	MLA-007																									Y	Y			Y	Y		Y	Y	
		EPA 8081	MLA-007				Y	Y			Y	Y	Y	Y	Y																						
	Endosulphan II	AXYS MLA-007	MLA-007		Y	Y		Y							Y	Y							Y						Y						Y	
		AXYS MLA-028	MLA-028		Y	Y		Y					Y		Y	Y							Y						Y					Y	Y	
		EPA 608	MLA-007																									Y	Y			Y	Y		Y	Y	
		EPA 8081	MLA-007				Y	Y			Y	Y	Y	Y	Y																						
	Endosulphan sulphate	AXYS MLA-007	MLA-007		Y	Y		Y							Y	Y							Y						Y						Y	
		AXYS MLA-028	MLA-028		Y	Y		Y					Y		Y	Y							Y						Y					Y	Y	
		EPA 608	MLA-007																									Y	Y			Y	Y		Y	Y	
		EPA 8081	MLA-007				Y	Y			Y	Y	Y	Y	Y																						
	Endrin	AXYS MLA-007	MLA-007		Y	Y		Y							Y	Y							Y						Y						Y	
		AXYS MLA-028	MLA-028		Y	Y		Y					Y		Y	Y							Y						Y					Y	Y	
		EPA 608	MLA-007																									Y	Y			Y	Y		Y	Y	
		EPA 8081	MLA-007				Y	Y			Y	Y	Y	Y	Y																						
	Endrin aldehyde	AXYS MLA-007	MLA-007			Y		Y							Y	Y							Y						Y						Y	
		AXYS MLA-028	MLA-028		Y	Y		Y					Y		Y	Y							Y						Y					Y	Y	
		EPA 608	MLA-007																									Y	Y			Y	Y		Y	Y	
		EPA 8081	MLA-007				Y	Y			Y	Y	Y	Y	Y																						
	Endrin ketone	AXYS MLA-007	MLA-007		Y	Y		Y							Y	Y							Y						Y							
		AXYS MLA-028	MLA-028		Y	Y		Y					Y		Y	Y							Y											Y		
		EPA 8081	MLA-007					Y			Y		Y		Y																						
	Gamma-HCH (Lindane)	AXYS MLA-007	MLA-007		Y	Y		Y							Y	Y							Y						Y						Y	
		AXYS MLA-028	MLA-028		Y	Y		Y					Y		Y	Y							Y						Y					Y	Y	
		EPA 625	MLA-007																									Y	Y			Y	Y		Y	Y	
		EPA 8270	MLA-007				Y	Y			Y	Y	Y	Y	Y																						
	Heptachlor	AXYS MLA-007	MLA-007		Y	Y		Y							Y	Y							Y						Y						Y	
		AXYS MLA-028	MLA-028		Y	Y		Y					Y		Y	Y							Y						Y					Y	Y	
		EPA 625	MLA-007																									Y	Y			Y	Y		Y	Y	
		EPA 8270	MLA-007				Y	Y			Y	Y	Y	Y	Y																						
	Heptachlor epoxide	AXYS MLA-007	MLA-007		Y	Y		Y							Y	Y							Y						Y						Y	

Accreditation Scope

AXYS Analytical Services Ltd.
file ref.: ACC-101 Rev.23

Compound Class	Compound	Accredited Method ID	AXYS Method ID	Pulp	Serum	Solids										Tissue						Urine	Water	Water, Drinking				Water, Non-Potable								
				CALA	CALA	CALA	California DPH	Florida DOH	Minnesota DOH	New Jersey DEP	New York DOH	Virginia DGS	Washington DE	Maine DOH	ANAB	CALA	Florida DOH	Minnesota DOH	New Jersey DEP	Virginia DGS	ANAB	CALA	CALA	Florida DOH	Minnesota DOH	New Jersey DEP	ANAB	California DPH	Florida DOH	Minnesota DOH	New Jersey DEP	New York DOH	Virginia DGS	Washington DE*	Maine DOH	ANAB	Pennsylvania DEP
		AXYS MLA-028	MLA-028		Y	Y		Y					Y		Y	Y						Y						Y					Y		Y	
		EPA 608	MLA-007																									Y	Y			Y	Y		Y	Y	
		EPA 8081	MLA-007				Y	Y			Y	Y	Y	Y	Y																						
	Hexachlorobenzene	AXYS MLA-007	MLA-007		Y	Y		Y							Y	Y						Y							Y							Y	
		AXYS MLA-028	MLA-028		Y	Y		Y					Y		Y	Y						Y							Y					Y		Y	
		EPA 1625	MLA-007																									Y	Y			Y				Y	
		EPA 8270	MLA-007				Y	Y			Y	Y	Y	Y	Y																						
	Methoxychlor	AXYS MLA-007	MLA-007		Y	Y		Y							Y	Y						Y							Y							Y	
		AXYS MLA-028	MLA-028		Y	Y		Y					Y		Y	Y						Y							Y					Y		Y	
		EPA 608	MLA-007																										Y				Y	Y			Y	
		EPA 8081	MLA-007				Y	Y			Y	Y	Y	Y	Y																						
		SM6630B	MLA-007																									Y									
	Mirex	AXYS MLA-007	MLA-007		Y	Y		Y							Y	Y						Y							Y							Y	
		AXYS MLA-028	MLA-028		Y	Y							Y		Y	Y						Y							Y					Y		Y	
		EPA 8270	MLA-007					Y			Y		Y																Y				Y	Y		Y	Y	
	Oxychlordane	AXYS MLA-007	MLA-007		Y	Y									Y	Y						Y															
		AXYS MLA-028	MLA-028		Y	Y							Y		Y	Y						Y												Y			
		EPA 8270	MLA-007										Y																									
	Toxaphene	EPA 8270	MLA-007										Y																									
	trans-Chlordane (gamma-Chlordane)	AXYS MLA-007	MLA-007		Y	Y		Y							Y	Y						Y							Y							Y	
		AXYS MLA-028	MLA-028		Y	Y		Y					Y		Y	Y						Y							Y					Y		Y	
		EPA 8270	MLA-007					Y			Y		Y	Y	Y														Y				Y			Y	Y	
	trans-Nonachlor	AXYS MLA-007	MLA-007		Y	Y										Y																					
		AXYS MLA-028	MLA-028		Y	Y							Y			Y						Y												Y			
		EPA 8270	MLA-007										Y																									
PAH	1,2,6-Trimethylphenanthrene	AXYS MLA-021	MLA-021			Y																	Y														
	1,2-Dimethylnaphthalene	AXYS MLA-021	MLA-021			Y																	Y														
	1,4,6,7-Tetramethylnaphthalene	AXYS MLA-021	MLA-021			Y																	Y														
	1,7-Dimethylfluorene	AXYS MLA-021	MLA-021			Y																	Y														
	1,7-Dimethylphenanthrene	AXYS MLA-021	MLA-021			Y																	Y														
	1,8-Dimethylphenanthrene	AXYS MLA-021	MLA-021			Y																	Y														
	1-Methylchrysene	AXYS MLA-021	MLA-021			Y																	Y														
	1-Methylnaphthalene	AXYS MLA-021	MLA-021			Y																	Y														
	1-Methylphenanthrene	AXYS MLA-021	MLA-021			Y																	Y														
	2,3,5-Trimethylnaphthalene	AXYS MLA-021	MLA-021			Y																	Y														
	2,3,6-Trimethylnaphthalene	AXYS MLA-021	MLA-021			Y																	Y														
	2,4-Dimethyldibenzothiophene	AXYS MLA-021	MLA-021			Y																	Y														
	2,6-Dimethylnaphthalene	AXYS MLA-021	MLA-021			Y																	Y														
	2,6-Dimethylphenanthrene	AXYS MLA-021	MLA-021			Y																	Y														
	2/3-Methyldibenzothiophenes	AXYS MLA-021	MLA-021			Y																	Y														
	2-Methylanthracene	AXYS MLA-021	MLA-021			Y																	Y														
	2-Methylfluorene	AXYS MLA-021	MLA-021			Y																	Y														
	2-methylnaphthalene	AXYS MLA-021	MLA-021			Y		Y							Y								Y														
		EPA 8270	MLA-021				Y	Y			Y				Y																							
	2-Methylphenanthrene	AXYS MLA-021	MLA-021			Y																	Y														
	3,6-Dimethylphenanthrene	AXYS MLA-021	MLA-021			Y																	Y														
	3-Methylfluoranthene/ Benzo(a)fluorene	AXYS MLA-021	MLA-021			Y																	Y														
	3-Methylphenanthrene	AXYS MLA-021	MLA-021			Y																	Y														
	5,9-Dimethylchrysene	AXYS MLA-021	MLA-021			Y																	Y														
	5/6-Methylchrysenes	AXYS MLA-021	MLA-021			Y																	Y														

Accreditation Scope

AXYS Analytical Services Ltd.
file ref.: ACC-101 Rev.23

Compound Class	Compound	Accredited Method ID	AXYS Method ID	Pulp: CALA	Serum: CALA	Solids: CALA	Solids: California DPH	Solids: Florida DOH	Solids: Minnesota DOH	Solids: New Jersey DEP	Solids: New York DOH	Solids: Virginia DGS	Solids: Washington DE	Solids: Maine DOH	Solids: ANAB	Tissue: CALA	Tissue: Florida DOH	Tissue: Minnesota DOH	Tissue: New Jersey DEP	Tissue: Virginia DGS	Tissue: ANAB	Urine: CALA	Water: CALA	Water, Drinking: Florida DOH	Water, Drinking: Minnesota DOH	Water, Drinking: New Jersey DEP	Water, Drinking: ANAB	Water, Non-Potable: California DPH	Water, Non-Potable: Florida DOH	Water, Non-Potable: Minnesota DOH	Water, Non-Potable: New Jersey DEP	Water, Non-Potable: New York DOH	Water, Non-Potable: Virginia DGS	Water, Non-Potable: Washington DE*	Water, Non-Potable: Maine DOH	Water, Non-Potable: ANAB	Water, Non-Potable: Pennsylvania DEP
	7-Methylbenzo(a)pyrene	AXYS MLA-021	MLA-021			Y																Y													
	9/4-Methylphenanthrenes	AXYS MLA-021	MLA-021			Y																Y													
	Acenaphthene	AXYS MLA-021	MLA-021			Y		Y							Y	Y						Y							Y							Y
		EPA 1625	MLA-021																									Y	Y			Y	Y			Y
		EPA 8270	MLA-021				Y	Y			Y	Y		Y	Y																					
	Acenaphthylene	AXYS MLA-021	MLA-021			Y		Y							Y	Y						Y							Y							Y
		EPA 1625	MLA-021																									Y	Y			Y	Y			Y
		EPA 8270	MLA-021				Y	Y			Y	Y		Y	Y																					
	Anthracene	AXYS MLA-021	MLA-021			Y		Y							Y	Y						Y							Y							Y
		EPA 1625	MLA-021																									Y	Y			Y	Y			Y
		EPA 8270	MLA-021				Y	Y			Y	Y		Y	Y																					
	Benz[a]anthracene	AXYS MLA-021	MLA-021			Y		Y							Y	Y						Y							Y							Y
		EPA 1625	MLA-021																									Y	Y			Y	Y			Y
		EPA 8270	MLA-021				Y	Y			Y	Y		Y	Y																					
	Benzo[a]pyrene	AXYS MLA-021	MLA-021			Y		Y							Y	Y						Y							Y							Y
		EPA 1625	MLA-021																									Y	Y			Y	Y			Y
		EPA 8270	MLA-021				Y	Y			Y	Y		Y	Y																					
	Benzo[b]fluoranthene	AXYS MLA-021	MLA-021			Y		Y							Y	Y						Y							Y							Y
		EPA 1625	MLA-021																									Y	Y			Y	Y		Y	Y
		EPA 8270	MLA-021				Y	Y			Y	Y		Y	Y																					
	Benzo[e]pyrene	AXYS MLA-021	MLA-021			Y										Y						Y														
	Benzo[ghi]perylene	AXYS MLA-021	MLA-021			Y		Y							Y	Y						Y							Y							Y
		EPA 1625	MLA-021																									Y	Y			Y	Y			Y
		EPA 8270	MLA-021				Y	Y			Y	Y		Y	Y																					
	Benzo[j/k]fluoranthenes	AXYS MLA-021	MLA-021													Y						Y														
	Benzo[k]fluoranthene	AXYS MLA-021	MLA-021					Y							Y							Y							Y							Y
		EPA 1625	MLA-021																									Y	Y			Y	Y		Y	Y
		EPA 8270	MLA-021				Y	Y			Y			Y	Y																					
	Biphenyl	AXYS MLA-021	MLA-021			Y																Y														
	C1-Acenaphthenes	AXYS MLA-021	MLA-021			Y																Y														
	C1-Benz(a)anthracenes/chrysenes	AXYS MLA-021	MLA-021			Y																Y														
	C1-Benzofluoranthenes/ Benzopyrenes	AXYS MLA-021	MLA-021			Y																Y														
	C1-Biphenyls	AXYS MLA-021	MLA-021			Y																Y														
	C1-Dibenzothiophene	AXYS MLA-021	MLA-021			Y																Y														
	C1-Fluoranthenes/Pyrenes	AXYS MLA-021	MLA-021			Y																Y														
	C1-Fluorenes	AXYS MLA-021	MLA-021			Y																Y														
	C1-Naphthalenes	AXYS MLA-021	MLA-021			Y																Y														
	C1-Phenanthrenes/Anthracenes	AXYS MLA-021	MLA-021			Y																Y														
	C2-Benz(a)anthracenes/Chrysenes	AXYS MLA-021	MLA-021			Y																Y														
	C2-Benzofluoranthenes/ Benzopyrenes	AXYS MLA-021	MLA-021			Y																Y														
	C2-Biphenyls	AXYS MLA-021	MLA-021			Y																Y														
	C2-Dibenzothiophene	AXYS MLA-021	MLA-021			Y																Y														
	C2-Fluoranthenes/Pyrenes	AXYS MLA-021	MLA-021			Y																Y														
	C2-Fluorenes	AXYS MLA-021	MLA-021			Y																Y														
	C2-Naphthalenes	AXYS MLA-021	MLA-021			Y																Y														
	C2-Phenanthrenes/Anthracenes	AXYS MLA-021	MLA-021			Y																Y														
	C3-Benz(a)anthracenes/Chrysenes	AXYS MLA-021	MLA-021			Y																Y														
	C3-Dibenzothiophene	AXYS MLA-021	MLA-021			Y																Y														
	C3-Fluoranthenes/Pyrenes	AXYS MLA-021	MLA-021			Y																Y														
	C3-Fluorenes	AXYS MLA-021	MLA-021			Y																Y														

Accreditation Scope

AXYS Analytical Services Ltd.
file ref.: ACC-101 Rev.23

Compound Class	Compound	Accredited Method ID	AXYS Method ID	Pulp	Serum	Solids									Tissue						Urine	Water	Water, Drinking				Water, Non-Potable								
				CALA	CALA	CALA	California DPH	Florida DOH	Minnesota DOH	New Jersey DEP	New York DOH	Virginia DGS	Washington DE	Maine DOH	ANAB	CALA	Florida DOH	Minnesota DOH	New Jersey DEP	Virginia DGS	ANAB	CALA	CALA	Florida DOH	Minnesota DOH	New Jersey DEP	ANAB	California DPH	Florida DOH	Minnesota DOH	New Jersey DEP	New York DOH	Virginia DGS	Washington DE*	Maine DOH	ANAB	Pennsylvania DEP
	C3-Naphthalenes	AXYS MLA-021	MLA-021			Y																Y													
	C3-Phenanthrenes/Anthracenes	AXYS MLA-021	MLA-021			Y																Y													
	C4-Benz(a)anthracenes/Chrysenes	AXYS MLA-021	MLA-021			Y																Y													
	C4-Dibenzothiophene	AXYS MLA-021	MLA-021			Y																Y													
	C4-Fluoranthenes/Pyrenes	AXYS MLA-021	MLA-021			Y																Y													
	C4-Naphthalenes	AXYS MLA-021	MLA-021			Y																Y													
	C4-Phenanthrenes/Anthracenes	AXYS MLA-021	MLA-021			Y																Y													
	Chrysene	AXYS MLA-021	MLA-021			Y		Y						Y	Y							Y							Y						Y	
		EPA 1625	MLA-021																									Y	Y			Y	Y		Y	
		EPA 8270	MLA-021				Y	Y			Y	Y		Y	Y																					
	Dibenz[ah]anthracene	AXYS MLA-021	MLA-021			Y										Y						Y													
	Dibenzo[ah]anthracene	AXYS MLA-021	MLA-021					Y						Y															Y						Y	
		EPA 1625	MLA-021																									Y	Y			Y	Y		Y	
		EPA 8270	MLA-021				Y	Y			Y	Y		Y	Y																					
	Dibenzothiophene	AXYS MLA-021	MLA-021			Y																Y													
	Fluoranthene	AXYS MLA-021	MLA-021			Y		Y						Y		Y						Y							Y						Y	
		EPA 1625	MLA-021																									Y	Y			Y	Y		Y	
		EPA 8270	MLA-021				Y	Y			Y	Y		Y	Y																					
	Fluorene	AXYS MLA-021	MLA-021			Y		Y						Y		Y						Y							Y						Y	
		EPA 1625	MLA-021																									Y	Y			Y	Y		Y	
		EPA 8270	MLA-021				Y	Y			Y	Y		Y	Y																					
	Indeno[1,2,3-cd]pyrene	AXYS MLA-021	MLA-021			Y		Y						Y		Y						Y							Y						Y	
		EPA 1625	MLA-021																									Y	Y			Y	Y		Y	
		EPA 8270	MLA-021				Y	Y			Y	Y		Y	Y																					
	Naphthalene	AXYS MLA-021	MLA-021			Y		Y						Y		Y						Y							Y						Y	
		EPA 1625	MLA-021																									Y	Y			Y	Y		Y	
		EPA 8270	MLA-021				Y	Y			Y	Y		Y	Y																					
	Perylene	AXYS MLA-021	MLA-021			Y										Y						Y													
	Phenanthrene	AXYS MLA-021	MLA-021			Y		Y						Y		Y						Y							Y						Y	
		EPA 1625	MLA-021																									Y	Y			Y	Y		Y	
		EPA 8270	MLA-021				Y	Y			Y	Y		Y	Y																					
	Pyrene	AXYS MLA-021	MLA-021			Y		Y						Y		Y						Y							Y						Y	
		EPA 1625	MLA-021																									Y	Y			Y	Y		Y	
		EPA 8270	MLA-021				Y	Y			Y	Y		Y	Y																					
	Retene	AXYS MLA-021	MLA-021			Y																Y													
Parabens	Benzylparaben (Benzyl 4-hydroxybenzoate)	AXYS MLA-064	MLA-064																		Y														
	Butylparaben (n-Butyl 4-hydroxybenzoate and isobutyl 4-hydroxybenzoate)	AXYS MLA-064	MLA-064																		Y														
	Ethylparaben (Ethyl 4-hydroxybenzoate)	AXYS MLA-064	MLA-064																		Y														
	Isopropylparaben (Isopropyl 4-hydroxybenzoate)	AXYS MLA-064	MLA-064																		Y														
	Methylparaben (Methyl 4-hydroxybenzoate)	AXYS MLA-064	MLA-064																		Y														
	n-Propylparaben (Propyl 4-hydroxybenzoate)	AXYS MLA-064	MLA-064																		Y														
PBDPE	BDE 10 2,6-dibromodiphenylether	EPA 1614	MLA-033										Y																					Y		
		AXYS MLA-033	MLA-033		Y	Y										Y							Y													
	BDE 100 2,2',4,4',6-pentabromodiphenylether	EPA 1614	MLA-033										Y																					Y		
		AXYS MLA-033	MLA-033		Y	Y										Y							Y													
	BDE 105 2,3,3',4,4'-pentabromodiphenylether	EPA 1614	MLA-033										Y																					Y		
		AXYS MLA-033	MLA-033		Y	Y										Y							Y													
	BDE 11 3,3'-dibromodiphenylether	EPA 1614	MLA-033										Y																					Y		
		AXYS MLA-033	MLA-033		Y	Y										Y							Y													
	BDE 116 2,3,4,5,6-pentabromodiphenylether	EPA 1614	MLA-033										Y																					Y		

Accreditation Scope

AXYS Analytical Services Ltd.
file ref.: ACC-101 Rev.23

Compound Class	Compound	Accredited Method ID	AXYS Method ID	Pulp	Serum	Solids									Tissue						Urine	Water	Water, Drinking				Water, Non-Potable								
				CALA	CALA	CALA	California DPH	Florida DOH	Minnesota DOH	New Jersey DEP	New York DOH	Virginia DGS	Washington DE	Maine DOH	ANAB	CALA	Florida DOH	Minnesota DOH	New Jersey DEP	Virginia DGS	ANAB	CALA	CALA	Florida DOH	Minnesota DOH	New Jersey DEP	ANAB	California DPH	Florida DOH	Minnesota DOH	New Jersey DEP	New York DOH	Virginia DGS	Washington DE*	Maine DOH	ANAB	Pennsylvania DEP
		AXYS MLA-033	MLA-033		Y	Y									Y							Y													
	BDE 119 2,3',4,4',6-pentabromodiphenylether	EPA 1614	MLA-033										Y																				Y		
		AXYS MLA-033	MLA-033		Y	Y									Y							Y													
	BDE 12 3,4-dibromodiphenylether	EPA 1614	MLA-033										Y																				Y		
		AXYS MLA-033	MLA-033		Y	Y									Y							Y													
	BDE 126 3,3',4,4',5-pentabromodiphenylether	EPA 1614	MLA-033										Y																				Y		
		AXYS MLA-033	MLA-033		Y	Y									Y							Y													
	BDE 13 3,4'-dibromodiphenylether	EPA 1614	MLA-033										Y																				Y		
		AXYS MLA-033	MLA-033		Y	Y									Y							Y													
	BDE 140 2,2',3,4,4',6'-hexabromodiphenylether	EPA 1614	MLA-033										Y																				Y		
		AXYS MLA-033	MLA-033		Y	Y									Y							Y													
	BDE 15 4,4'-dibromodiphenylether	EPA 1614	MLA-033										Y																				Y		
		AXYS MLA-033	MLA-033		Y	Y									Y							Y													
	BDE 153 2,2',4,4',5,5'-hexabromodiphenylether	EPA 1614	MLA-033										Y																				Y		
		AXYS MLA-033	MLA-033		Y	Y									Y							Y													
	BDE 154 2,2',4,4',5,6-hexabromodiphenylether	EPA 1614	MLA-033										Y																				Y		
		AXYS MLA-033	MLA-033		Y	Y									Y							Y													
	BDE 155 2,2',4,4',6,6'-hexabromodiphenylether	EPA 1614	MLA-033										Y																				Y		
		AXYS MLA-033	MLA-033		Y	Y									Y							Y													
	BDE 166 2,3,4,4',5,6-hexabromodiphenylether	EPA 1614	MLA-033										Y																				Y		
		AXYS MLA-033	MLA-033		Y	Y									Y							Y													
	BDE 17 2,2',4-tribromodiphenylether	EPA 1614	MLA-033										Y																				Y		
		AXYS MLA-033	MLA-033		Y	Y									Y							Y													
	BDE 181 2,2',3,4,4',5,6-heptabromodiphenylether	EPA 1614	MLA-033										Y																				Y		
		AXYS MLA-033	MLA-033		Y	Y									Y							Y													
	BDE 190 2,3,3',4,4',5,6-heptabromodiphenylether	EPA 1614	MLA-033										Y																				Y		
		AXYS MLA-033	MLA-033		Y	Y									Y							Y													
	BDE 206 2,2',3,3',4,4',5,5',6-nonabromodiphenylether	EPA 1614	MLA-033										Y																				Y		
		AXYS MLA-033	MLA-033		Y	Y									Y							Y													
	BDE 207 2,2',3,3',4,4',5,6,6'-nonabromodiphenylether	EPA 1614	MLA-033										Y																				Y		
		AXYS MLA-033	MLA-033		Y	Y									Y							Y													
	BDE 208 2,2',3,3',4,5,5',6,6'-nonabromodiphenylether	EPA 1614	MLA-033										Y																				Y		
		AXYS MLA-033	MLA-033		Y	Y									Y							Y													
	BDE 209 Decabromodiphenylether	EPA 1614	MLA-033										Y																				Y		
		AXYS MLA-033	MLA-033		Y	Y									Y							Y													
	BDE 25 2,3',4-tribromodiphenylether	EPA 1614	MLA-033										Y																				Y		
		AXYS MLA-033	MLA-033		Y	Y									Y							Y													
	BDE 28 2,4,4'-tribromodiphenylether	EPA 1614	MLA-033										Y																				Y		
		AXYS MLA-033	MLA-033		Y	Y									Y							Y													
	BDE 30 2,4,6-tribromodiphenylether	EPA 1614	MLA-033										Y																				Y		
		AXYS MLA-033	MLA-033		Y	Y									Y							Y													
	BDE 35 3,3',4-tribromodiphenylether	EPA 1614	MLA-033										Y																				Y		
		AXYS MLA-033	MLA-033		Y	Y									Y							Y													
	BDE 37 3,4,4'-tribromodiphenylether	EPA 1614	MLA-033										Y																				Y		
		AXYS MLA-033	MLA-033		Y	Y									Y							Y													
	BDE 47 2,2',4,4'-tetrabromodiphenylether	EPA 1614	MLA-033										Y																				Y		
		AXYS MLA-033	MLA-033		Y	Y									Y							Y													
	BDE 49 2,2',4,5'-tetrabromodiphenylether	EPA 1614	MLA-033										Y																				Y		
		AXYS MLA-033	MLA-033		Y	Y									Y							Y													
	BDE 66 2,3',4,4'-tetrabromodiphenylether	EPA 1614	MLA-033										Y																				Y		

Accreditation Scope

AXYS Analytical Services Ltd.
file ref.: ACC-101 Rev.23

Compound Class	Compound	Accredited Method ID	AXYS Method ID	Pulp	Serum	Solids										Tissue						Urine	Water	Water, Drinking				Water, Non-Potable									
				CALA	CALA	CALA	California DPH	Florida DOH	Minnesota DOH	New Jersey DEP	New York DOH	Virginia DGS	Washington DE	Maine DOH	ANAB	CALA	Florida DOH	Minnesota DOH	New Jersey DEP	Virginia DGS	ANAB	CALA	CALA	Florida DOH	Minnesota DOH	New Jersey DEP	ANAB	California DPH	Florida DOH	Minnesota DOH	New Jersey DEP	New York DOH	Virginia DGS	Washington DE*	Maine DOH	ANAB	Pennsylvania DEP
		AXYS MLA-033	MLA-033		Y	Y									Y							Y														
	BDE 7 2,4-dibromodiphenylether	EPA 1614	MLA-033										Y																					Y			
		AXYS MLA-033	MLA-033		Y	Y										Y							Y														
	BDE 75 2,4,4',6-tetrabromodiphenylether	EPA 1614	MLA-033										Y																					Y			
		AXYS MLA-033	MLA-033		Y	Y										Y							Y														
	BDE 77 3,3',4,4'-tetrabromodiphenylether	EPA 1614	MLA-033										Y																					Y			
		AXYS MLA-033	MLA-033		Y	Y										Y							Y														
	BDE 8 2,4'-dibromodiphenylether	EPA 1614	MLA-033										Y																					Y			
		AXYS MLA-033	MLA-033		Y	Y										Y							Y														
	BDE 85 2,2',3,4,4'-pentabromodiphenylether	EPA 1614	MLA-033										Y																					Y			
		AXYS MLA-033	MLA-033		Y	Y										Y							Y														
	BDE 99 2,2',4,4',5-pentabromodiphenylether	EPA 1614	MLA-033										Y																					Y			
		AXYS MLA-033	MLA-033		Y	Y										Y							Y														
	BDE-183 2,2',3,4,4',5',6-heptabromodiphenylether	EPA 1614	MLA-033										Y																					Y			
		AXYS MLA-033	MLA-033		Y	Y										Y							Y														
	BDE-33 2',3,4-tribromodiphenylether	EPA 1614	MLA-033										Y																					Y			
		AXYS MLA-033	MLA-033		Y	Y										Y							Y														
PCB	PCB 1 2-Chlorobiphenyl	EPA 1668	MLA-010					Y		Y	Y	Y	Y	Y	Y														Y		Y	Y	Y	Y		Y	Y
		EPA 8270	MLA-007										Y																								
		AXYS MLA-010	MLA-010		Y	Y		Y							Y									Y					Y							Y		
	PCB 10 2,6-Dichlorobiphenyl	EPA 1668	MLA-010					Y		Y	Y	Y	Y		Y														Y		Y	Y	Y	Y		Y	Y
		AXYS MLA-010	MLA-010		Y	Y		Y							Y									Y					Y							Y		
	PCB 100 2,2',4,4',6-Pentachlorobiphenyl	EPA 1668	MLA-010					Y		Y	Y	Y	Y	Y	Y														Y		Y	Y	Y	Y		Y	Y
		EPA 8270	MLA-007										Y																								
		AXYS MLA-010	MLA-010		Y	Y		Y							Y									Y					Y							Y		
	PCB 101 2,2',4,5,5'-Pentachlorobiphenyl	EPA 1668	MLA-010					Y		Y	Y	Y	Y	Y	Y														Y		Y	Y	Y	Y		Y	Y
		AXYS MLA-010	MLA-010		Y	Y		Y							Y									Y					Y							Y		
	PCB 101/90/89	AXYS MLA-007	MLA-007			Y										Y							Y														
		EPA 8270	MLA-007										Y																								
	PCB 102 2,2',4,5,6'-Pentachlorobiphenyl	EPA 1668	MLA-010					Y		Y	Y	Y	Y	Y	Y														Y		Y	Y	Y	Y		Y	Y
		AXYS MLA-010	MLA-010		Y	Y		Y							Y									Y					Y							Y		
	PCB 103 2,2',4,5',6-Pentachlorobiphenyl	EPA 1668	MLA-010					Y		Y	Y	Y	Y	Y	Y														Y		Y	Y	Y	Y		Y	Y
		EPA 8270	MLA-007										Y																								
		AXYS MLA-010	MLA-010		Y	Y		Y							Y									Y					Y							Y		
	PCB 104 2,2',4,6,6'-Pentachlorobiphenyl	EPA 1668	MLA-010					Y		Y	Y	Y	Y	Y	Y														Y		Y	Y	Y	Y		Y	Y
		EPA 8270	MLA-007										Y																								
		AXYS MLA-010	MLA-010		Y	Y		Y							Y									Y					Y							Y		
	PCB 105 2,3,3',4,4'-Pentachlorobiphenyl	EPA 1668	MLA-010					Y		Y	Y	Y	Y	Y	Y														Y		Y	Y	Y	Y		Y	Y
		AXYS MLA-010	MLA-010		Y	Y		Y							Y									Y					Y							Y		
	PCB 105/127	AXYS MLA-007	MLA-007			Y										Y							Y														
		EPA 8270	MLA-007										Y																								
	PCB 106 2,3,3',4,5-Pentachlorobiphenyl	EPA 1668	MLA-010					Y		Y	Y	Y	Y	Y	Y														Y		Y	Y	Y	Y		Y	Y
		AXYS MLA-010	MLA-010		Y	Y		Y							Y									Y					Y							Y		
	PCB 107 2,3,3',4',5-Pentachlorobiphenyl	EPA 1668	MLA-010					Y		Y	Y	Y	Y	Y	Y														Y		Y	Y	Y	Y		Y	Y
		AXYS MLA-010	MLA-010		Y	Y		Y							Y									Y					Y							Y		
	PCB 107/109	AXYS MLA-007	MLA-007			Y										Y							Y														
		EPA 8270	MLA-007										Y																								
	PCB 108 2,3,3',4,5'-Pentachlorobiphenyl	EPA 1668	MLA-010					Y		Y	Y	Y	Y	Y	Y														Y		Y	Y	Y	Y		Y	Y
		AXYS MLA-010	MLA-010		Y	Y		Y							Y									Y					Y							Y		
	PCB 109 2,3,3',4,6-Pentachlorobiphenyl	EPA 1668	MLA-010					Y		Y	Y	Y	Y	Y	Y														Y		Y	Y	Y	Y		Y	Y

Accreditation Scope

AXYS Analytical Services Ltd.
file ref.: ACC-101 Rev.23

Compound Class	Compound	Accredited Method ID	AXYS Method ID	Pulp	Serum	Solids										Tissue						Urine	Water	Water, Drinking				Water, Non-Potable								
				CALA	CALA	CALA	California DPH	Florida DOH	Minnesota DOH	New Jersey DEP	New York DOH	Virginia DGS	Washington DE	Maine DOH	ANAB	CALA	Florida DOH	Minnesota DOH	New Jersey DEP	Virginia DGS	ANAB	CALA	CALA	Florida DOH	Minnesota DOH	New Jersey DEP	ANAB	California DPH	Florida DOH	Minnesota DOH	New Jersey DEP	New York DOH	Virginia DGS	Washington DE*	Maine DOH	ANAB	Pennsylvania DEP
		AXYS MLA-010	MLA-010		Y	Y		Y						Y	Y							Y						Y							Y	
	PCB 11 3,3'-Dichlorobiphenyl	EPA 1668	MLA-010					Y		Y	Y	Y	Y	Y	Y														Y		Y	Y	Y	Y		Y	Y
		EPA 8270	MLA-007										Y																								
		AXYS MLA-010	MLA-010		Y	Y		Y							Y	Y							Y						Y							Y	
	PCB 110 2,3,3',4',6-Pentachlorobiphenyl	AXYS MLA-007	MLA-007			Y										Y							Y														
		EPA 1668	MLA-010					Y		Y	Y	Y	Y	Y	Y														Y		Y	Y	Y	Y		Y	Y
		EPA 8270	MLA-007										Y																								
		AXYS MLA-010	MLA-010		Y	Y		Y							Y	Y							Y						Y							Y	
	PCB 111 2,3,3',5,5'-Pentachlorobiphenyl	EPA 1668	MLA-010					Y		Y	Y	Y	Y	Y	Y														Y		Y	Y	Y	Y		Y	Y
		AXYS MLA-010	MLA-010		Y	Y		Y							Y	Y							Y						Y							Y	
	PCB 111/117	EPA 8270	MLA-007										Y																								
	PCB 112 2,3,3',5,6-Pentachlorobiphenyl	EPA 1668	MLA-010					Y		Y	Y	Y	Y	Y	Y														Y		Y	Y	Y	Y		Y	Y
		EPA 8270	MLA-007										Y																								
		AXYS MLA-010	MLA-010		Y	Y		Y							Y	Y							Y						Y							Y	
	PCB 113 2,3,3',5',6-Pentachlorobiphenyl	EPA 1668	MLA-010					Y		Y	Y	Y	Y	Y	Y														Y		Y	Y	Y	Y		Y	Y
		EPA 8270	MLA-007										Y																								
		AXYS MLA-010	MLA-010		Y	Y		Y							Y	Y							Y						Y							Y	
	PCB 114 2,3,4,4',5-Pentachlorobiphenyl	EPA 1668	MLA-010					Y		Y	Y	Y	Y	Y	Y														Y		Y	Y	Y	Y		Y	Y
		EPA 8270	MLA-007										Y																								
		AXYS MLA-010	MLA-010		Y	Y		Y							Y	Y							Y						Y							Y	
	PCB 115 2,3,4,4',6-Pentachlorobiphenyl	EPA 1668	MLA-010					Y		Y	Y	Y	Y	Y	Y														Y		Y	Y	Y	Y		Y	Y
		AXYS MLA-010	MLA-010		Y	Y		Y							Y	Y							Y						Y							Y	
	PCB 116 2,3,4,5,6-Pentachlorobiphenyl	EPA 1668	MLA-010					Y		Y	Y	Y	Y	Y	Y														Y		Y	Y	Y	Y		Y	Y
		AXYS MLA-010	MLA-010		Y	Y		Y							Y	Y							Y						Y							Y	
	PCB 117 2,3,4',5,6-Pentachlorobiphenyl	EPA 1668	MLA-010					Y		Y	Y	Y	Y	Y	Y														Y		Y	Y	Y	Y		Y	Y
		AXYS MLA-010	MLA-010		Y	Y		Y							Y	Y							Y						Y							Y	
	PCB 118 2,3',4,4',5-Pentachlorobiphenyl	AXYS MLA-901	MLA-901		Y																															
		EPA 1668	MLA-010					Y		Y	Y	Y	Y	Y	Y														Y		Y	Y	Y	Y		Y	Y
		AXYS MLA-010	MLA-010		Y	Y		Y							Y	Y							Y						Y							Y	
	PCB 118/106	AXYS MLA-007	MLA-007			Y										Y							Y														
		EPA 8270	MLA-007										Y																								
	PCB 119 2,3',4,4',6-Pentachlorobiphenyl	EPA 1668	MLA-010					Y		Y	Y	Y	Y	Y	Y														Y		Y	Y	Y	Y		Y	Y
		EPA 8270	MLA-007										Y																								
		AXYS MLA-010	MLA-010		Y	Y		Y							Y	Y							Y						Y							Y	
	PCB 12 3,4-Dichlorobiphenyl	EPA 1668	MLA-010					Y		Y	Y	Y	Y	Y	Y														Y		Y	Y	Y	Y		Y	Y
		AXYS MLA-010	MLA-010		Y	Y		Y							Y	Y							Y						Y							Y	
	PCB 12/13	EPA 8270	MLA-007										Y																								
	PCB 120 2,3',4,5,5'-Pentachlorobiphenyl	EPA 1668	MLA-010					Y		Y	Y	Y	Y	Y	Y														Y		Y	Y	Y	Y		Y	Y
		AXYS MLA-010	MLA-010		Y	Y		Y							Y	Y							Y						Y							Y	
	PCB 121 2,3',4,5',6-Pentachlorobiphenyl	EPA 1668	MLA-010					Y		Y	Y	Y	Y	Y	Y														Y		Y	Y	Y	Y		Y	Y
		AXYS MLA-010	MLA-010		Y	Y		Y							Y	Y							Y						Y							Y	
	PCB 122 2,3,3',4',5'-Pentachlorobiphenyl	EPA 1668	MLA-010					Y		Y	Y	Y	Y	Y	Y														Y		Y	Y	Y	Y		Y	Y
		EPA 8270	MLA-007										Y																								
		AXYS MLA-010	MLA-010		Y	Y		Y							Y	Y							Y						Y							Y	
	PCB 123 2,3',4,4',5'-Pentachlorobiphenyl	EPA 1668	MLA-010					Y		Y	Y	Y	Y	Y	Y														Y		Y	Y	Y	Y		Y	Y
		EPA 8270	MLA-007										Y																								
		AXYS MLA-010	MLA-010		Y	Y		Y							Y	Y							Y						Y							Y	
	PCB 124 2,3',4',5,5'-Pentachlorobiphenyl	EPA 1668	MLA-010					Y		Y	Y	Y	Y	Y	Y														Y		Y	Y	Y	Y		Y	Y
		EPA 8270	MLA-007										Y																								
		AXYS MLA-010	MLA-010		Y	Y		Y							Y	Y							Y						Y							Y	

Accreditation Scope

AXYS Analytical Services Ltd.
file ref.: ACC-101 Rev.23

Compound Class	Compound	Accredited Method ID	AXYS Method ID	Pulp	Serum	Solids										Tissue						Urine	Water	Water, Drinking				Water, Non-Potable								
				CALA	CALA	CALA	California DPH	Florida DOH	Minnesota DOH	New Jersey DEP	New York DOH	Virginia DGS	Washington DE	Maine DOH	ANAB	CALA	Florida DOH	Minnesota DOH	New Jersey DEP	Virginia DGS	ANAB	CALA	CALA	Florida DOH	Minnesota DOH	New Jersey DEP	ANAB	California DPH	Florida DOH	Minnesota DOH	New Jersey DEP	New York DOH	Virginia DGS	Washington DE*	Maine DOH	ANAB	Pennsylvania DEP
	PCB 125 2,3',4',5',6-Pentachlorobiphenyl	EPA 1668	MLA-010					Y		Y	Y	Y	Y	Y	Y														Y		Y	Y	Y	Y		Y	Y
		EPA 8270	MLA-007										Y																								
		AXYS MLA-010	MLA-010		Y	Y		Y							Y	Y							Y						Y							Y	
	PCB 126 3,3',4,4',5-Pentachlorobiphenyl	AXYS MLA-007	MLA-007			Y										Y							Y														
		EPA 1668	MLA-010					Y		Y	Y	Y	Y	Y	Y														Y		Y	Y	Y	Y		Y	Y
		EPA 8270	MLA-007										Y																								
		AXYS MLA-010	MLA-010		Y	Y		Y							Y	Y							Y						Y							Y	
	PCB 127 3,3',4,5,5'-Pentachlorobiphenyl	EPA 1668	MLA-010					Y		Y	Y	Y	Y	Y	Y														Y		Y	Y	Y	Y		Y	Y
		AXYS MLA-010	MLA-010		Y	Y		Y							Y	Y							Y						Y							Y	
	PCB 128 2,2',3,3',4,4'-Hexachlorobiphenyl	AXYS MLA-007	MLA-007			Y										Y							Y														
		EPA 1668	MLA-010					Y		Y	Y	Y	Y	Y	Y														Y		Y	Y	Y	Y		Y	Y
		EPA 8270	MLA-007										Y																								
		AXYS MLA-010	MLA-010		Y	Y		Y							Y	Y							Y						Y							Y	
	PCB 129 2,2',3,3',4,5-Hexachlorobiphenyl	AXYS MLA-007	MLA-007			Y										Y							Y														
		EPA 1668	MLA-010					Y		Y	Y	Y	Y	Y	Y														Y		Y	Y	Y	Y		Y	Y
		EPA 8270	MLA-007										Y																								
		AXYS MLA-010	MLA-010		Y	Y		Y							Y	Y							Y						Y							Y	
	PCB 13 3,4'-Dichlorobiphenyl	EPA 1668	MLA-010					Y		Y	Y	Y	Y	Y	Y														Y		Y	Y	Y	Y		Y	Y
		AXYS MLA-010	MLA-010		Y	Y		Y							Y	Y							Y						Y							Y	
	PCB 130 2,2',3,3',4,5'-Hexachlorobiphenyl	AXYS MLA-007	MLA-007			Y										Y							Y														
		EPA 1668	MLA-010					Y		Y	Y	Y	Y		Y														Y		Y	Y	Y	Y		Y	Y
		EPA 8270	MLA-007										Y																								
		AXYS MLA-010	MLA-010		Y	Y		Y							Y	Y							Y						Y							Y	
	PCB 131 2,2',3,3',4,6-Hexachlorobiphenyl	EPA 1668	MLA-010					Y		Y	Y	Y	Y	Y	Y														Y		Y	Y	Y	Y		Y	Y
		AXYS MLA-010	MLA-010		Y	Y		Y							Y	Y							Y						Y							Y	
	PCB 131/142	AXYS MLA-007	MLA-007			Y										Y							Y														
		EPA 8270	MLA-007										Y																								
	PCB 132 2,2',3,3',4,6'-Hexachlorobiphenyl	EPA 1668	MLA-010					Y		Y	Y	Y	Y	Y	Y														Y		Y	Y	Y	Y		Y	Y
		AXYS MLA-010	MLA-010		Y	Y		Y							Y	Y							Y						Y							Y	
	PCB 132/168	EPA 8270	MLA-007										Y																								
	PCB 133 2,2',3,3',5,5'-Hexachlorobiphenyl	EPA 1668	MLA-010					Y		Y	Y	Y	Y	Y	Y														Y		Y	Y	Y	Y		Y	Y
		EPA 8270	MLA-007										Y																								
		AXYS MLA-010	MLA-010		Y	Y		Y							Y	Y							Y						Y							Y	
	PCB 134 2,2',3,3',5,6-Hexachlorobiphenyl	EPA 1668	MLA-010					Y		Y	Y	Y	Y	Y	Y														Y		Y	Y	Y	Y		Y	Y
		AXYS MLA-010	MLA-010		Y	Y		Y							Y	Y							Y						Y							Y	
	PCB 134/143	AXYS MLA-007	MLA-007			Y										Y							Y														
		EPA 8270	MLA-007										Y																								
	PCB 135 2,2',3,3',5,6'-Hexachlorobiphenyl	EPA 1668	MLA-010					Y		Y	Y	Y	Y	Y	Y														Y		Y	Y	Y	Y		Y	Y
		AXYS MLA-010	MLA-010		Y	Y		Y							Y	Y							Y						Y							Y	
	PCB 136 2,2',3,3',6,6'-Hexachlorobiphenyl	AXYS MLA-007	MLA-007			Y										Y							Y														
		EPA 1668	MLA-010					Y		Y	Y	Y	Y	Y	Y														Y		Y	Y	Y	Y		Y	Y
		EPA 8270	MLA-007										Y																								
		AXYS MLA-010	MLA-010		Y	Y		Y							Y	Y							Y						Y							Y	
	PCB 137 2,2',3,4,4',5-Hexachlorobiphenyl	AXYS MLA-007	MLA-007			Y										Y							Y														
		EPA 1668	MLA-010					Y		Y	Y	Y	Y	Y	Y														Y		Y	Y	Y	Y		Y	Y
		EPA 8270	MLA-007										Y																								
		AXYS MLA-010	MLA-010		Y	Y		Y							Y	Y							Y						Y							Y	
	PCB 138 2,2',3,4,4',5'-Hexachlorobiphenyl	AXYS MLA-901	MLA-901		Y																																
		EPA 1668	MLA-010					Y		Y	Y	Y	Y	Y	Y														Y		Y	Y	Y	Y		Y	Y
		AXYS MLA-010	MLA-010		Y	Y		Y							Y	Y							Y						Y							Y	

Accreditation Scope

AXYS Analytical Services Ltd.
file ref.: ACC-101 Rev.23

Compound Class	Compound	Accredited Method ID	AXYS Method ID	Pulp	Serum	Solids										Tissue						Urine	Water	Water, Drinking				Water, Non-Potable									
				CALA	CALA	CALA	California DPH	Florida DOH	Minnesota DOH	New Jersey DEP	New York DOH	Virginia DGS	Washington DE	Maine DOH	ANAB	CALA	Florida DOH	Minnesota DOH	New Jersey DEP	Virginia DGS	ANAB	CALA	CALA	Florida DOH	Minnesota DOH	New Jersey DEP	ANAB	California DPH	Florida DOH	Minnesota DOH	New Jersey DEP	New York DOH	Virginia DGS	Washington DE*	Maine DOH	ANAB	Pennsylvania DEP
	PCB 138/163/164	AXYS MLA-007	MLA-007			Y										Y							Y													
		EPA 8270	MLA-007										Y																								
	PCB 139 2,2',3,4,4',6-Hexachlorobiphenyl	EPA 1668	MLA-010					Y		Y	Y	Y	Y	Y	Y														Y		Y	Y	Y	Y		Y	Y
		AXYS MLA-010	MLA-010		Y	Y		Y							Y	Y							Y						Y							Y	
	PCB 14 3,5-Dichlorobiphenyl	EPA 1668	MLA-010					Y		Y	Y	Y	Y	Y	Y														Y		Y	Y	Y	Y		Y	Y
		EPA 8270	MLA-007										Y																								
		AXYS MLA-010	MLA-010		Y	Y		Y							Y	Y							Y						Y							Y	
	PCB 140 2,2',3,4,4',6'-Hexachlorobiphenyl	EPA 1668	MLA-010					Y		Y	Y	Y	Y	Y	Y														Y		Y	Y	Y	Y		Y	Y
		EPA 8270	MLA-007										Y																								
		AXYS MLA-010	MLA-010		Y	Y		Y							Y	Y							Y						Y							Y	
	PCB 141 2,2',3,4,5,5'-Hexachlorobiphenyl	EPA 1668	MLA-010					Y		Y	Y	Y	Y	Y	Y														Y		Y	Y	Y	Y		Y	Y
		EPA 8270	MLA-007										Y																								
		AXYS MLA-010	MLA-010		Y	Y		Y							Y	Y							Y						Y							Y	
	PCB 142 2,2',3,4,5,6-Hexachlorobiphenyl	EPA 1668	MLA-010					Y		Y	Y	Y	Y	Y	Y														Y		Y	Y	Y	Y		Y	Y
		AXYS MLA-010	MLA-010		Y	Y		Y							Y	Y							Y						Y							Y	
	PCB 143 2,2',3,4,5,6'-Hexachlorobiphenyl	EPA 1668	MLA-010					Y		Y	Y	Y	Y	Y	Y														Y		Y	Y	Y	Y		Y	Y
		AXYS MLA-010	MLA-010		Y	Y		Y							Y	Y							Y						Y							Y	
	PCB 144 2,2',3,4,5',6-Hexachlorobiphenyl	EPA 1668	MLA-010					Y		Y	Y	Y	Y	Y	Y														Y		Y	Y	Y	Y		Y	Y
		AXYS MLA-010	MLA-010		Y	Y		Y							Y	Y							Y						Y							Y	
	PCB 144/135	AXYS MLA-007	MLA-007			Y										Y							Y													
		EPA 8270	MLA-007										Y																								
	PCB 145 2,2',3,4,6,6'-Hexachlorobiphenyl	EPA 1668	MLA-010					Y		Y	Y	Y	Y	Y	Y														Y		Y	Y	Y	Y		Y	Y
		EPA 8270	MLA-007										Y																								
		AXYS MLA-010	MLA-010		Y	Y		Y							Y	Y							Y						Y							Y	
	PCB 146 2,2',3,4',5,5'-Hexachlorobiphenyl	AXYS MLA-007	MLA-007			Y										Y							Y													
		AXYS MLA-901	MLA-901		Y																																
		EPA 1668	MLA-010					Y		Y	Y	Y	Y	Y	Y														Y		Y	Y	Y	Y		Y	Y
		EPA 8270	MLA-007										Y																								
		AXYS MLA-010	MLA-010		Y	Y		Y							Y	Y							Y						Y							Y	
	PCB 147 2,2',3,4',5,6-Hexachlorobiphenyl	EPA 1668	MLA-010					Y		Y	Y	Y	Y	Y	Y														Y		Y	Y	Y	Y		Y	Y
		EPA 8270	MLA-007										Y																								
		AXYS MLA-010	MLA-010		Y	Y		Y							Y	Y							Y						Y							Y	
	PCB 148 2,2',3,4',5,6'-Hexachlorobiphenyl	EPA 1668	MLA-010					Y		Y	Y	Y	Y	Y	Y														Y		Y	Y	Y	Y		Y	Y
		EPA 8270	MLA-007										Y																								
		AXYS MLA-010	MLA-010		Y	Y		Y							Y	Y							Y						Y							Y	
	PCB 149 2,2',3,4',5',6-Hexachlorobiphenyl	EPA 1668	MLA-010					Y		Y	Y	Y	Y	Y	Y														Y		Y	Y	Y	Y		Y	Y
		AXYS MLA-010	MLA-010		Y	Y		Y							Y	Y							Y						Y							Y	
	PCB 149/139	AXYS MLA-007	MLA-007			Y										Y							Y													
		EPA 8270	MLA-007										Y																								
	PCB 15 4,4'-Dichlorobiphenyl	AXYS MLA-007	MLA-007			Y										Y							Y													
		EPA 1668	MLA-010					Y		Y	Y	Y	Y	Y	Y														Y		Y	Y	Y	Y		Y	Y
		EPA 8270	MLA-007										Y																								
		AXYS MLA-010	MLA-010		Y	Y		Y							Y	Y							Y						Y							Y	
	PCB 150 2,2',3,4',6,6'-Hexachlorobiphenyl	EPA 1668	MLA-010					Y		Y	Y	Y	Y	Y	Y														Y		Y	Y	Y	Y		Y	Y
		EPA 8270	MLA-007										Y																								
		AXYS MLA-010	MLA-010		Y	Y		Y							Y	Y							Y						Y							Y	
	PCB 151 2,2',3,5,5',6-Hexachlorobiphenyl	AXYS MLA-007	MLA-007			Y										Y							Y													
		EPA 1668	MLA-010					Y		Y	Y	Y	Y	Y	Y														Y		Y	Y	Y	Y		Y	Y
		EPA 8270	MLA-007										Y																								
		AXYS MLA-010	MLA-010		Y	Y		Y							Y	Y							Y						Y							Y	

Accreditation Scope

AXYS Analytical Services Ltd.
file ref.: ACC-101 Rev.23

Compound Class	Compound	Accredited Method ID	AXYS Method ID	Pulp	Serum	Solids										Tissue						Urine	Water	Water, Drinking				Water, Non-Potable									
				CALA	CALA	CALA	California DPH	Florida DOH	Minnesota DOH	New Jersey DEP	New York DOH	Virginia DGS	Washington DE	Maine DOH	ANAB	CALA	Florida DOH	Minnesota DOH	New Jersey DEP	Virginia DGS	ANAB	CALA	CALA	Florida DOH	Minnesota DOH	New Jersey DEP	ANAB	California DPH	Florida DOH	Minnesota DOH	New Jersey DEP	New York DOH	Virginia DGS	Washington DE*	Maine DOH	ANAB	Pennsylvania DEP
	PCB 152 2,2',3,5,6,6'-Hexachlorobiphenyl	EPA 1668	MLA-010					Y		Y	Y	Y	Y	Y	Y														Y		Y	Y	Y	Y		Y	Y
		EPA 8270	MLA-007										Y																								
		AXYS MLA-010	MLA-010		Y	Y		Y							Y	Y							Y						Y							Y	
	PCB 153 2,2',4,4',5,5'-Hexachlorobiphenyl	AXYS MLA-007	MLA-007			Y										Y							Y														
		AXYS MLA-901	MLA-901		Y																																
		EPA 1668	MLA-010					Y		Y	Y	Y	Y	Y	Y														Y		Y	Y	Y	Y		Y	Y
		EPA 8270	MLA-007										Y																								
		AXYS MLA-010	MLA-010		Y	Y		Y							Y	Y							Y						Y							Y	
	PCB 154 2,2',4,4',5,6'-Hexachlorobiphenyl	EPA 1668	MLA-010					Y		Y	Y	Y	Y	Y	Y														Y		Y	Y	Y	Y		Y	Y
		EPA 8270	MLA-007										Y																								
		AXYS MLA-010	MLA-010		Y	Y		Y							Y	Y							Y						Y							Y	
	PCB 155 2,2',4,4',6,6'-Hexachlorobiphenyl	EPA 1668	MLA-010					Y		Y	Y	Y	Y	Y	Y														Y		Y	Y	Y	Y		Y	Y
		EPA 8270	MLA-007										Y																								
		AXYS MLA-010	MLA-010		Y	Y		Y							Y	Y							Y						Y							Y	
	PCB 156 2,3,3',4,4',5-Hexachlorobiphenyl	AXYS MLA-007	MLA-007			Y										Y							Y														
		AXYS MLA-901	MLA-901		Y																																
		EPA 1668	MLA-010					Y		Y	Y	Y	Y	Y	Y														Y		Y	Y	Y	Y		Y	Y
		EPA 8270	MLA-007										Y																								
		AXYS MLA-010	MLA-010		Y	Y		Y							Y	Y							Y						Y							Y	
	PCB 157 2,3,3',4,4',5'-Hexachlorobiphenyl	AXYS MLA-007	MLA-007			Y										Y							Y														
		EPA 1668	MLA-010					Y		Y	Y	Y	Y	Y	Y														Y		Y	Y	Y	Y		Y	Y
		EPA 8270	MLA-007										Y																								
		AXYS MLA-010	MLA-010		Y	Y		Y							Y	Y							Y						Y							Y	
	PCB 158 2,3,3',4,4',6-Hexachlorobiphenyl	EPA 1668	MLA-010					Y		Y	Y	Y	Y	Y	Y														Y		Y	Y	Y	Y		Y	Y
		AXYS MLA-010	MLA-010		Y	Y		Y							Y	Y							Y						Y							Y	
	PCB 158/160	AXYS MLA-007	MLA-007			Y										Y							Y														
		EPA 8270	MLA-007										Y																								
	PCB 159 2,3,3',4,5,5'-Hexachlorobiphenyl	AXYS MLA-007	MLA-007			Y										Y							Y														
		EPA 1668	MLA-010					Y		Y	Y	Y	Y	Y	Y														Y		Y	Y	Y	Y		Y	Y
		EPA 8270	MLA-007										Y																								
		AXYS MLA-010	MLA-010		Y	Y		Y							Y	Y							Y						Y							Y	
	PCB 16 2,2',3-Trichlorobiphenyl	EPA 1668	MLA-010					Y		Y	Y	Y	Y	Y	Y														Y		Y	Y	Y	Y		Y	Y
		AXYS MLA-010	MLA-010		Y	Y		Y							Y	Y							Y						Y							Y	
	PCB 16/32	AXYS MLA-007	MLA-007			Y										Y							Y														
		EPA 8270	MLA-007										Y																								
	PCB 160 2,3,3',4,5,6-Hexachlorobiphenyl	AXYS MLA-007	MLA-007			Y										Y							Y														
		EPA 1668	MLA-010					Y		Y	Y	Y	Y	Y	Y														Y		Y	Y	Y	Y		Y	Y
		AXYS MLA-010	MLA-010		Y	Y		Y							Y	Y							Y						Y							Y	
	PCB 161 2,3,3',4,5',6-Hexachlorobiphenyl	AXYS MLA-007	MLA-007			Y										Y							Y														
		EPA 1668	MLA-010					Y		Y	Y	Y	Y	Y	Y														Y		Y	Y	Y	Y		Y	Y
		EPA 8270	MLA-007										Y																								
		AXYS MLA-010	MLA-010		Y	Y		Y							Y	Y							Y						Y							Y	
	PCB 162 2,3,3',4',5,5'-Hexachlorobiphenyl	EPA 1668	MLA-010					Y		Y	Y	Y	Y	Y	Y														Y		Y	Y	Y	Y		Y	Y
		EPA 8270	MLA-007										Y																								
		AXYS MLA-010	MLA-010		Y	Y		Y							Y	Y							Y						Y							Y	
	PCB 163 2,3,3',4',5,6-Hexachlorobiphenyl	EPA 1668	MLA-010					Y		Y	Y	Y	Y	Y	Y														Y		Y	Y	Y	Y		Y	Y
		AXYS MLA-010	MLA-010		Y	Y		Y							Y	Y							Y						Y							Y	
	PCB 164 2,3,3',4',5',6-Hexachlorobiphenyl	EPA 1668	MLA-010					Y		Y	Y	Y	Y	Y	Y														Y		Y	Y	Y	Y		Y	Y
		AXYS MLA-010	MLA-010		Y	Y		Y							Y	Y							Y						Y							Y	
	PCB 165 2,3,3',5,5',6-Hexachlorobiphenyl	EPA 1668	MLA-010					Y		Y	Y	Y	Y	Y	Y														Y		Y	Y	Y	Y		Y	Y

Accreditation Scope

AXYS Analytical Services Ltd.
file ref.: ACC-101 Rev.23

Compound Class	Compound	Accredited Method ID	AXYS Method ID	Pulp	Serum	Solids									Tissue							Urine	Water	Water, Drinking				Water, Non-Potable								
				CALA	CALA	CALA	California DPH	Florida DOH	Minnesota DOH	New Jersey DEP	New York DOH	Virginia DGS	Washington DE	Maine DOH	ANAB	CALA	Florida DOH	Minnesota DOH	New Jersey DEP	Virginia DGS	ANAB	CALA	CALA	Florida DOH	Minnesota DOH	New Jersey DEP	ANAB	California DPH	Florida DOH	Minnesota DOH	New Jersey DEP	New York DOH	Virginia DGS	Washington DE*	Maine DOH	ANAB	Pennsylvania DEP
		EPA 8270	MLA-007										Y																						
		AXYS MLA-010	MLA-010		Y	Y		Y						Y	Y								Y						Y						Y	
	PCB 166 2,3,4,4',5,6-Hexachlorobiphenyl	EPA 1668	MLA-010					Y		Y	Y	Y	Y	Y															Y		Y	Y	Y	Y	Y	Y
		EPA 8270	MLA-007										Y																							
		AXYS MLA-010	MLA-010		Y	Y		Y						Y	Y								Y						Y						Y	
	PCB 167 2,3',4,4',5,5'-Hexachlorobiphenyl	EPA 1668	MLA-010					Y		Y	Y	Y	Y	Y															Y		Y	Y	Y	Y	Y	Y
		EPA 8270	MLA-007										Y																							
		AXYS MLA-010	MLA-010		Y	Y		Y						Y	Y								Y						Y						Y	
	PCB 168 2,3',4,4',5,6-Hexachlorobiphenyl	EPA 1668	MLA-010					Y		Y	Y	Y	Y	Y															Y		Y	Y	Y	Y	Y	Y
		AXYS MLA-010	MLA-010		Y	Y		Y						Y	Y								Y						Y						Y	
	PCB 169 3,3',4,4',5,5'-Hexachlorobiphenyl	AXYS MLA-007	MLA-007			Y									Y								Y													
		EPA 1668	MLA-010					Y		Y	Y	Y	Y	Y															Y		Y	Y	Y	Y	Y	Y
		EPA 8270	MLA-007										Y																							
		AXYS MLA-010	MLA-010		Y	Y		Y						Y	Y								Y						Y						Y	
	PCB 17 2,2',4-Trichlorobiphenyl	AXYS MLA-007	MLA-007			Y									Y								Y													
		EPA 1668	MLA-010					Y		Y	Y	Y	Y	Y															Y		Y	Y	Y	Y	Y	Y
		EPA 8270	MLA-007										Y																							
		AXYS MLA-010	MLA-010		Y	Y		Y						Y	Y								Y						Y						Y	
	PCB 170 2,2',3,3',4,4',5-Heptachlorobiphenyl	AXYS MLA-901	MLA-901		Y																															
		EPA 1668	MLA-010					Y		Y	Y	Y	Y	Y															Y		Y	Y	Y	Y	Y	Y
		AXYS MLA-010	MLA-010		Y	Y		Y						Y	Y								Y						Y						Y	
	PCB 170/190	AXYS MLA-007	MLA-007			Y									Y								Y													
		EPA 8270	MLA-007										Y																							
	PCB 171 2,2',3,3',4,4',6-Heptachlorobiphenyl	AXYS MLA-007	MLA-007			Y									Y								Y													
		EPA 1668	MLA-010					Y		Y	Y	Y	Y	Y															Y		Y	Y	Y	Y	Y	Y
		EPA 8270	MLA-007										Y																							
		AXYS MLA-010	MLA-010		Y	Y		Y						Y	Y								Y						Y						Y	
	PCB 172 2,2',3,3',4,5,5'-Heptachlorobiphenyl	EPA 1668	MLA-010					Y		Y	Y	Y	Y	Y															Y		Y	Y	Y	Y	Y	Y
		AXYS MLA-010	MLA-010		Y	Y		Y						Y	Y								Y						Y						Y	
	PCB 172/192	AXYS MLA-007	MLA-007			Y									Y								Y													
		EPA 8270	MLA-007										Y																							
	PCB 173 2,2',3,3',4,5,6-Heptachlorobiphenyl	EPA 1668	MLA-010					Y		Y	Y	Y	Y	Y															Y		Y	Y	Y	Y	Y	Y
		EPA 8270	MLA-007										Y																							
		AXYS MLA-010	MLA-010		Y	Y		Y						Y	Y								Y						Y						Y	
	PCB 174 2,2',3,3',4,5,6'-Heptachlorobiphenyl	EPA 1668	MLA-010					Y		Y	Y	Y	Y	Y															Y		Y	Y	Y	Y	Y	Y
		AXYS MLA-010	MLA-010		Y	Y		Y						Y	Y								Y						Y						Y	
	PCB 174/181	AXYS MLA-007	MLA-007			Y									Y								Y													
		EPA 8270	MLA-007										Y																							
	PCB 175 2,2',3,3',4,5',6-Heptachlorobiphenyl	AXYS MLA-007	MLA-007			Y									Y								Y													
		EPA 1668	MLA-010					Y		Y	Y	Y	Y	Y															Y		Y	Y	Y	Y	Y	Y
		EPA 8270	MLA-007										Y																							
		AXYS MLA-010	MLA-010		Y	Y		Y						Y	Y								Y						Y						Y	
	PCB 176 2,2',3,3',4,6,6'-Heptachlorobiphenyl	AXYS MLA-007	MLA-007			Y									Y								Y													
		EPA 1668	MLA-010					Y		Y	Y	Y	Y	Y															Y		Y	Y	Y	Y	Y	Y
		EPA 8270	MLA-007										Y																							
		AXYS MLA-010	MLA-010		Y	Y		Y						Y	Y								Y						Y						Y	
	PCB 177 2,2',3,3',4,5',6'-Heptachlorobiphenyl	AXYS MLA-007	MLA-007			Y									Y								Y													
		EPA 1668	MLA-010					Y		Y	Y	Y	Y	Y															Y		Y	Y	Y	Y	Y	Y
		EPA 8270	MLA-007										Y																							
		AXYS MLA-010	MLA-010		Y	Y		Y						Y	Y								Y						Y						Y	

Accreditation Scope

AXYS Analytical Services Ltd.
file ref.: ACC-101 Rev.23

Compound Class	Compound	Accredited Method ID	AXYS Method ID	Pulp	Serum	Solids									Tissue						Urine	Water	Water, Drinking				Water, Non-Potable							
				CALA	CALA	CALA	California DPH	Florida DOH	Minnesota DOH	New Jersey DEP	New York DOH	Virginia DGS	Washington DE	Maine DOH	ANAB	CALA	Florida DOH	Minnesota DOH	New Jersey DEP	Virginia DGS	ANAB	CALA	CALA	Florida DOH	Minnesota DOH	New Jersey DEP	ANAB	California DPH	Florida DOH	Minnesota DOH	New Jersey DEP	New York DOH	Virginia DGS	Washington DE*	Maine DOH	ANAB	Pennsylvania DEP
	PCB 178 2,2',3,3',5,5',6-Heptachlorobiphenyl	AXYS MLA-007	MLA-007			Y									Y							Y													
		EPA 1668	MLA-010					Y		Y	Y	Y	Y	Y	Y													Y		Y	Y	Y	Y		Y	Y
		EPA 8270	MLA-007										Y																							
		AXYS MLA-010	MLA-010		Y	Y		Y							Y	Y							Y					Y							Y		
	PCB 179 2,2',3,3',5,6,6'-Heptachlorobiphenyl	AXYS MLA-007	MLA-007			Y									Y								Y													
		EPA 1668	MLA-010					Y		Y	Y	Y	Y	Y	Y													Y		Y	Y	Y	Y		Y	Y
		EPA 8270	MLA-007										Y																							
		AXYS MLA-010	MLA-010		Y	Y		Y							Y	Y							Y					Y							Y		
	PCB 18 2,2',5-Trichlorobiphenyl	AXYS MLA-007	MLA-007			Y									Y								Y													
		EPA 1668	MLA-010					Y		Y	Y	Y	Y	Y	Y													Y		Y	Y	Y	Y		Y	Y
		EPA 8270	MLA-007										Y																							
		AXYS MLA-010	MLA-010		Y	Y		Y							Y	Y							Y					Y							Y		
	PCB 180 2,2',3,4,4',5,5'-Heptachlorobiphenyl	AXYS MLA-007	MLA-007			Y									Y								Y													
		AXYS MLA-901	MLA-901		Y																															
		EPA 1668	MLA-010					Y		Y	Y	Y	Y	Y	Y													Y		Y	Y	Y	Y		Y	Y
		EPA 8270	MLA-007										Y																							
		AXYS MLA-010	MLA-010		Y	Y		Y							Y	Y							Y					Y							Y		
	PCB 181 2,2',3,4,4',5,6-Heptachlorobiphenyl	EPA 1668	MLA-010					Y		Y	Y	Y	Y	Y	Y													Y		Y	Y	Y	Y		Y	Y
		AXYS MLA-010	MLA-010		Y	Y		Y							Y								Y					Y							Y		
	PCB 182 2,2',3,4,4',5,6'-Heptachlorobiphenyl	EPA 1668	MLA-010					Y		Y	Y	Y	Y	Y	Y													Y		Y	Y	Y	Y		Y	Y
		AXYS MLA-010	MLA-010		Y	Y		Y							Y	Y							Y					Y							Y		
	PCB 183 2,2',3,4,4',5',6-Heptachlorobiphenyl	AXYS MLA-007	MLA-007			Y									Y								Y													
		EPA 1668	MLA-010					Y		Y	Y	Y	Y	Y	Y													Y		Y	Y	Y	Y		Y	Y
		EPA 8270	MLA-007										Y																							
		AXYS MLA-010	MLA-010		Y	Y		Y							Y	Y							Y					Y							Y		
	PCB 184 2,2',3,4,4',6,6'-Heptachlorobiphenyl	EPA 1668	MLA-010					Y		Y	Y	Y	Y	Y	Y													Y		Y	Y	Y	Y		Y	Y
		EPA 8270	MLA-007										Y																							
		AXYS MLA-010	MLA-010		Y	Y		Y							Y	Y							Y					Y							Y		
	PCB 185 2,2',3,4,5,5',6-Heptachlorobiphenyl	AXYS MLA-007	MLA-007			Y									Y								Y													
		EPA 1668	MLA-010					Y		Y	Y	Y	Y	Y	Y													Y		Y	Y	Y	Y		Y	Y
		EPA 8270	MLA-007										Y																							
		AXYS MLA-010	MLA-010		Y	Y		Y							Y	Y							Y					Y							Y		
	PCB 186 2,2',3,4,5,6,6'-Heptachlorobiphenyl	EPA 1668	MLA-010					Y		Y	Y	Y	Y	Y	Y													Y		Y	Y	Y	Y		Y	Y
		EPA 8270	MLA-007										Y																							
		AXYS MLA-010	MLA-010		Y	Y		Y							Y	Y							Y					Y							Y		
	PCB 187 2,2',3,4',5,5',6-Heptachlorobiphenyl	AXYS MLA-901	MLA-901		Y																															
		EPA 1668	MLA-010					Y		Y	Y	Y	Y	Y	Y													Y		Y	Y	Y	Y		Y	Y
		AXYS MLA-010	MLA-010		Y	Y		Y							Y	Y							Y					Y							Y		
	PCB 187/182	AXYS MLA-007	MLA-007			Y									Y								Y													
		EPA 8270	MLA-007										Y																							
	PCB 188 2,2',3,4',5,6,6'-Heptachlorobiphenyl	EPA 1668	MLA-010					Y		Y	Y	Y	Y	Y	Y													Y		Y	Y	Y	Y		Y	Y
		EPA 8270	MLA-007										Y																							
		AXYS MLA-010	MLA-010		Y	Y		Y							Y	Y							Y					Y							Y		
	PCB 189 2,3,3',4,4',5,5'-Heptachlorobiphenyl	AXYS MLA-007	MLA-007			Y									Y								Y													
		EPA 1668	MLA-010					Y		Y	Y	Y	Y	Y	Y													Y		Y	Y	Y	Y		Y	Y
		EPA 8270	MLA-007										Y																							
		AXYS MLA-010	MLA-010		Y	Y		Y							Y	Y							Y					Y							Y		
	PCB 19 2,2',6-Trichlorobiphenyl	AXYS MLA-007	MLA-007			Y									Y								Y													
		EPA 1668	MLA-010					Y		Y	Y	Y	Y	Y	Y													Y		Y	Y	Y	Y		Y	Y
		EPA 8270	MLA-007										Y																							

Accreditation Scope

AXYS Analytical Services Ltd.
file ref.: ACC-101 Rev.23

Compound Class	Compound	Accredited Method ID	AXYS Method ID	Pulp	Serum	Solids									Tissue							Urine	Water	Water, Drinking				Water, Non-Potable								
				CALA	CALA	CALA	California DPH	Florida DOH	Minnesota DOH	New Jersey DEP	New York DOH	Virginia DGS	Washington DE	Maine DOH	ANAB	CALA	Florida DOH	Minnesota DOH	New Jersey DEP	Virginia DGS	ANAB	CALA	CALA	Florida DOH	Minnesota DOH	New Jersey DEP	ANAB	California DPH	Florida DOH	Minnesota DOH	New Jersey DEP	New York DOH	Virginia DGS	Washington DE*	Maine DOH	ANAB	Pennsylvania DEP
		AXYS MLA-010	MLA-010		Y	Y		Y						Y	Y							Y						Y							Y	
	PCB 190 2,3,3',4,4',5,6-Heptachlorobiphenyl	EPA 1668	MLA-010					Y		Y	Y	Y	Y	Y	Y														Y		Y	Y	Y	Y		Y	Y
		AXYS MLA-010	MLA-010		Y	Y		Y						Y	Y								Y						Y							Y	
	PCB 191 2,3,3',4,4',5',6-Heptachlorobiphenyl	AXYS MLA-007	MLA-007			Y									Y								Y													
		EPA 1668	MLA-010					Y		Y	Y	Y	Y	Y	Y														Y		Y	Y	Y	Y		Y	Y
		EPA 8270	MLA-007										Y																								
		AXYS MLA-010	MLA-010		Y	Y		Y						Y	Y								Y						Y							Y	
	PCB 192 2,3,3',4,5,5',6-Heptachlorobiphenyl	EPA 1668	MLA-010					Y		Y	Y	Y	Y	Y	Y														Y		Y	Y	Y	Y		Y	Y
		AXYS MLA-010	MLA-010		Y	Y		Y						Y	Y								Y						Y							Y	
	PCB 193 2,3,3',4',5,5',6-Heptachlorobiphenyl	AXYS MLA-007	MLA-007			Y									Y								Y													
		EPA 1668	MLA-010					Y		Y	Y	Y	Y	Y	Y														Y		Y	Y	Y	Y		Y	Y
		EPA 8270	MLA-007										Y																								
		AXYS MLA-010	MLA-010		Y	Y		Y						Y	Y								Y						Y							Y	
	PCB 194 2,2',3,3',4,4',5,5'-Octachlorobiphenyl	AXYS MLA-007	MLA-007			Y									Y								Y													
		AXYS MLA-901	MLA-901		Y																																
		EPA 1668	MLA-010					Y		Y	Y	Y	Y	Y	Y														Y		Y	Y	Y	Y		Y	Y
		EPA 8270	MLA-007										Y																								
		AXYS MLA-010	MLA-010		Y	Y		Y						Y	Y								Y						Y							Y	
	PCB 195 2,2',3,3',4,4',5,6-Octachlorobiphenyl	AXYS MLA-007	MLA-007			Y									Y								Y													
		EPA 1668	MLA-010					Y		Y	Y	Y	Y	Y	Y														Y		Y	Y	Y	Y		Y	Y
		EPA 8270	MLA-007										Y																								
		AXYS MLA-010	MLA-010		Y	Y		Y						Y	Y								Y						Y							Y	
	PCB 196 2,2',3,3',4,4',5,6'-Octachlorobiphenyl	EPA 1668	MLA-010					Y		Y	Y	Y	Y	Y	Y														Y		Y	Y	Y	Y		Y	Y
		AXYS MLA-010	MLA-010		Y	Y		Y						Y	Y								Y						Y							Y	
	PCB 196/203	AXYS MLA-007	MLA-007			Y									Y								Y													
		EPA 8270	MLA-007										Y																								
	PCB 197 2,2',3,3',4,4',6,6'-Octachlorobiphenyl	AXYS MLA-007	MLA-007			Y									Y								Y													
		EPA 1668	MLA-010					Y		Y	Y	Y	Y		Y														Y		Y	Y	Y	Y		Y	Y
		EPA 8270	MLA-007										Y																								
		AXYS MLA-010	MLA-010		Y	Y		Y						Y	Y								Y						Y							Y	
	PCB 198 2,2',3,3',4,5,5',6-Octachlorobiphenyl	AXYS MLA-007	MLA-007			Y									Y								Y													
		EPA 1668	MLA-010					Y		Y	Y	Y	Y	Y	Y														Y		Y	Y	Y	Y		Y	Y
		EPA 8270	MLA-007										Y																								
		AXYS MLA-010	MLA-010		Y	Y		Y						Y	Y								Y						Y							Y	
	PCB 199 2,2',3,3',4,5,5',6'-Octachlorobiphenyl	AXYS MLA-007	MLA-007			Y									Y								Y													
		EPA 1668	MLA-010					Y		Y	Y	Y	Y		Y														Y		Y	Y	Y	Y		Y	Y
		EPA 8270	MLA-007										Y																								
		AXYS MLA-010	MLA-010		Y	Y		Y						Y	Y								Y						Y							Y	
	PCB 2 3-Chlorobiphenyl	EPA 1668	MLA-010					Y		Y	Y	Y	Y	Y	Y														Y		Y	Y	Y	Y		Y	Y
		EPA 8270	MLA-007										Y																								
		AXYS MLA-010	MLA-010		Y	Y		Y						Y	Y								Y						Y							Y	
	PCB 20 2,3,3'-Trichlorobiphenyl	EPA 1668	MLA-010					Y		Y	Y	Y	Y	Y	Y														Y		Y	Y	Y	Y		Y	Y
		AXYS MLA-010	MLA-010		Y	Y		Y						Y	Y								Y						Y							Y	
	PCB 200 2,2',3,3',4,5,6,6'-Octachlorobiphenyl	EPA 1668	MLA-010					Y		Y	Y	Y	Y	Y	Y														Y		Y	Y	Y	Y		Y	Y
		EPA 8270	MLA-007										Y																								
		AXYS MLA-010	MLA-010		Y	Y		Y						Y	Y								Y						Y							Y	
	PCB 201 2,2',3,3',4,5',6,6'-Octachlorobiphenyl	AXYS MLA-007	MLA-007			Y									Y								Y													
		EPA 1668	MLA-010					Y		Y	Y	Y	Y		Y														Y		Y	Y	Y	Y		Y	Y
		EPA 8270	MLA-007										Y																								
		AXYS MLA-010	MLA-010		Y	Y		Y						Y	Y								Y						Y							Y	

Accreditation Scope

AXYS Analytical Services Ltd.
file ref.: ACC-101 Rev.23

Compound Class	Compound	Accredited Method ID	AXYS Method ID	Pulp	Serum	Solids										Tissue						Urine	Water	Water, Drinking				Water, Non-Potable								
				CALA	CALA	CALA	California DPH	Florida DOH	Minnesota DOH	New Jersey DEP	New York DOH	Virginia DGS	Washington DE	Maine DOH	ANAB	CALA	Florida DOH	Minnesota DOH	New Jersey DEP	Virginia DGS	ANAB	CALA	CALA	Florida DOH	Minnesota DOH	New Jersey DEP	ANAB	California DPH	Florida DOH	Minnesota DOH	New Jersey DEP	New York DOH	Virginia DGS	Washington DE*	Maine DOH	ANAB	Pennsylvania DEP
	PCB 202 2,2',3,3',5,5',6,6'-Octachlorobiphenyl	EPA 1668	MLA-010					Y		Y	Y	Y	Y	Y	Y														Y		Y	Y	Y	Y		Y	Y
		EPA 8270	MLA-007										Y																								
		AXYS MLA-010	MLA-010		Y	Y		Y							Y	Y							Y						Y							Y	
	PCB 203 2,2',3,4,4',5,5',6-Octachlorobiphenyl	EPA 1668	MLA-010					Y		Y	Y	Y	Y	Y	Y														Y		Y	Y	Y	Y		Y	Y
		AXYS MLA-010	MLA-010		Y	Y		Y							Y	Y							Y						Y							Y	
	PCB 204 2,2',3,4,4',5,6,6'-Octachlorobiphenyl	EPA 1668	MLA-010					Y		Y	Y	Y	Y	Y	Y														Y		Y	Y	Y	Y		Y	Y
		EPA 8270	MLA-007										Y																								
		AXYS MLA-010	MLA-010		Y	Y		Y							Y	Y							Y						Y							Y	
	PCB 205 2,3,3',4,4',5,5',6-Octachlorobiphenyl	AXYS MLA-007	MLA-007			Y										Y							Y														
		EPA 1668	MLA-010					Y		Y	Y	Y	Y	Y	Y														Y		Y	Y	Y	Y		Y	Y
		EPA 8270	MLA-007										Y																								
		AXYS MLA-010	MLA-010		Y	Y		Y							Y	Y							Y						Y							Y	
	PCB 206 2,2',3,3',4,4',5,5',6-Nonachlorobiphenyl	AXYS MLA-007	MLA-007			Y										Y							Y														
		EPA 1668	MLA-010					Y		Y	Y	Y	Y	Y	Y														Y		Y	Y	Y	Y		Y	Y
		EPA 8270	MLA-007										Y																								
		AXYS MLA-010	MLA-010		Y	Y		Y							Y	Y							Y						Y							Y	
	PCB 207 2,2',3,3',4,4',5,6,6'-Nonachlorobiphenyl	AXYS MLA-007	MLA-007			Y										Y							Y														
		EPA 1668	MLA-010					Y		Y	Y	Y	Y		Y														Y		Y	Y	Y	Y		Y	Y
		EPA 8270	MLA-007										Y																								
		AXYS MLA-010	MLA-010		Y	Y		Y							Y	Y							Y						Y							Y	
	PCB 208 2,2',3,3',4,5,5',6,6'-Nonachlorobiphenyl	AXYS MLA-007	MLA-007			Y										Y							Y														
		EPA 1668	MLA-010					Y		Y	Y	Y	Y		Y														Y		Y	Y	Y	Y		Y	Y
		EPA 8270	MLA-007										Y																								
		AXYS MLA-010	MLA-010		Y	Y		Y							Y	Y							Y						Y							Y	
	PCB 209 Decachlorobiphenyl	AXYS MLA-007	MLA-007			Y										Y							Y														
		EPA 1668	MLA-010					Y		Y	Y	Y	Y	Y	Y														Y		Y	Y	Y	Y		Y	Y
		EPA 8270	MLA-007										Y																								
		AXYS MLA-010	MLA-010		Y	Y		Y							Y	Y							Y						Y							Y	
	PCB 21 2,3,4-Trichlorobiphenyl	EPA 1668	MLA-010					Y		Y	Y	Y	Y	Y	Y														Y		Y	Y	Y	Y		Y	Y
		AXYS MLA-010	MLA-010		Y	Y		Y							Y	Y							Y						Y							Y	
	PCB 22 2,3,4'-Trichlorobiphenyl	AXYS MLA-007	MLA-007			Y										Y							Y														
		EPA 1668	MLA-010					Y		Y	Y	Y	Y	Y	Y														Y		Y	Y	Y	Y		Y	Y
		EPA 8270	MLA-007										Y																								
		AXYS MLA-010	MLA-010		Y	Y		Y							Y	Y							Y						Y							Y	
	PCB 23 2,3,5-Trichlorobiphenyl	EPA 1668	MLA-010					Y		Y	Y	Y	Y		Y														Y		Y	Y	Y	Y		Y	Y
		AXYS MLA-010	MLA-010		Y	Y		Y							Y	Y							Y						Y							Y	
	PCB 23/34	EPA 8270	MLA-007										Y																								
	PCB 24 2,3,6-Trichlorobiphenyl	EPA 1668	MLA-010					Y		Y	Y	Y	Y	Y	Y														Y		Y	Y	Y	Y		Y	Y
		AXYS MLA-010	MLA-010		Y	Y		Y							Y	Y							Y						Y							Y	
	PCB 24/27	AXYS MLA-007	MLA-007			Y										Y							Y														
		EPA 8270	MLA-007										Y																								
	PCB 25 2,3',4-Trichlorobiphenyl	AXYS MLA-007	MLA-007			Y										Y							Y														
		EPA 1668	MLA-010					Y		Y	Y	Y	Y	Y	Y														Y		Y	Y	Y	Y		Y	Y
		EPA 8270	MLA-007										Y																								
		AXYS MLA-010	MLA-010		Y	Y		Y							Y	Y							Y						Y							Y	
	PCB 26 2,3',5-Trichlorobiphenyl	AXYS MLA-007	MLA-007			Y										Y							Y														
		EPA 1668	MLA-010					Y		Y	Y	Y	Y	Y	Y														Y		Y	Y	Y	Y		Y	Y
		EPA 8270	MLA-007										Y																								
		AXYS MLA-010	MLA-010		Y	Y		Y							Y	Y							Y						Y							Y	
	PCB 27 2,3',6-Trichlorobiphenyl	EPA 1668	MLA-010					Y		Y	Y	Y	Y	Y	Y														Y		Y	Y	Y	Y		Y	Y

Accreditation Scope

AXYS Analytical Services Ltd.
file ref.: ACC-101 Rev.23

Compound Class	Compound	Accredited Method ID	AXYS Method ID	Pulp	Serum	Solids										Tissue						Urine	Water	Water, Drinking				Water, Non-Potable									
				CALA	CALA	CALA	California DPH	Florida DOH	Minnesota DOH	New Jersey DEP	New York DOH	Virginia DGS	Washington DE	Maine DOH	ANAB	CALA	Florida DOH	Minnesota DOH	New Jersey DEP	Virginia DGS	ANAB	CALA	CALA	Florida DOH	Minnesota DOH	New Jersey DEP	ANAB	California DPH	Florida DOH	Minnesota DOH	New Jersey DEP	New York DOH	Virginia DGS	Washington DE*	Maine DOH	ANAB	Pennsylvania DEP
		AXYS MLA-010	MLA-010		Y	Y		Y							Y							Y						Y							Y		
	PCB 28 2,4,4'-Trichlorobiphenyl	AXYS MLA-007	MLA-007			Y										Y							Y														
		EPA 1668	MLA-010					Y			Y	Y	Y	Y	Y														Y			Y	Y	Y	Y		Y	Y
		EPA 8270	MLA-007											Y																								
		AXYS MLA-010	MLA-010		Y	Y		Y							Y								Y						Y							Y		
	PCB 29 2,4,5-Trichlorobiphenyl	EPA 1668	MLA-010					Y			Y	Y	Y	Y	Y														Y			Y	Y	Y	Y		Y	Y
		AXYS MLA-010	MLA-010		Y	Y		Y							Y								Y						Y							Y		
	PCB 3 4-Chlorobiphenyl	EPA 1668	MLA-010					Y			Y	Y	Y	Y	Y														Y			Y	Y	Y	Y		Y	Y
		EPA 8270	MLA-007											Y																								
		AXYS MLA-010	MLA-010		Y	Y		Y							Y								Y						Y							Y		
	PCB 30 2,4,6-Trichlorobiphenyl	EPA 1668	MLA-010					Y			Y	Y	Y	Y	Y														Y			Y	Y	Y	Y		Y	Y
		AXYS MLA-010	MLA-010		Y	Y		Y							Y								Y						Y							Y		
	PCB 31 2,4',5-Trichlorobiphenyl	AXYS MLA-007	MLA-007			Y										Y							Y														
		EPA 1668	MLA-010					Y			Y	Y	Y	Y	Y														Y			Y	Y	Y	Y		Y	Y
		EPA 8270	MLA-007											Y																								
		AXYS MLA-010	MLA-010		Y	Y		Y							Y								Y						Y							Y		
	PCB 32 2,4',6-Trichlorobiphenyl	EPA 1668	MLA-010					Y			Y	Y	Y	Y	Y														Y			Y	Y	Y	Y		Y	Y
		AXYS MLA-010	MLA-010		Y	Y		Y							Y								Y						Y							Y		
	PCB 33 2,3',4'-Trichlorobiphenyl	EPA 1668	MLA-010					Y			Y	Y	Y	Y	Y														Y			Y	Y	Y	Y		Y	Y
		AXYS MLA-010	MLA-010		Y	Y		Y							Y								Y						Y							Y		
	PCB 33/20/21	AXYS MLA-007	MLA-007			Y										Y							Y														
		EPA 8270	MLA-007											Y																								
	PCB 34 2,3',5'-Trichlorobiphenyl	AXYS MLA-007	MLA-007			Y										Y							Y														
		EPA 1668	MLA-010					Y			Y	Y	Y	Y	Y														Y			Y	Y	Y	Y		Y	Y
		AXYS MLA-010	MLA-010		Y	Y		Y							Y								Y						Y							Y		
	PCB 35 3,3',4-Trichlorobiphenyl	EPA 1668	MLA-010					Y			Y	Y	Y	Y	Y														Y			Y	Y	Y	Y		Y	Y
		EPA 8270	MLA-007											Y																								
		AXYS MLA-010	MLA-010		Y	Y		Y							Y								Y						Y							Y		
	PCB 36 3,3',5-Trichlorobiphenyl	EPA 1668	MLA-010					Y			Y	Y	Y	Y	Y														Y			Y	Y	Y	Y		Y	Y
		EPA 8270	MLA-007											Y																								
		AXYS MLA-010	MLA-010		Y	Y		Y							Y								Y						Y							Y		
	PCB 37 3,4,4'-Trichlorobiphenyl	EPA 1668	MLA-010					Y			Y	Y	Y	Y	Y														Y			Y	Y	Y	Y		Y	Y
		EPA 8270	MLA-007											Y																								
		AXYS MLA-010	MLA-010		Y	Y		Y							Y								Y						Y							Y		
	PCB 38 3,4,5-Trichlorobiphenyl	EPA 1668	MLA-010					Y			Y	Y	Y	Y	Y														Y			Y	Y	Y	Y		Y	Y
		EPA 8270	MLA-007											Y																								
		AXYS MLA-010	MLA-010		Y	Y		Y							Y								Y						Y							Y		
	PCB 39 3,4',5-Trichlorobiphenyl	EPA 1668	MLA-010					Y			Y	Y	Y	Y	Y														Y			Y	Y	Y	Y		Y	Y
		EPA 8270	MLA-007											Y																								
		AXYS MLA-010	MLA-010		Y	Y		Y							Y								Y						Y							Y		
	PCB 4 2,2'-Dichlorobiphenyl	EPA 1668	MLA-010					Y			Y	Y	Y	Y	Y														Y			Y	Y	Y	Y		Y	Y
		AXYS MLA-010	MLA-010		Y	Y		Y							Y								Y						Y							Y		
	PCB 4/10	EPA 8270	MLA-007											Y																								
	PCB 40 2,2',3,3'-Tetrachlorobiphenyl	AXYS MLA-007	MLA-007			Y										Y							Y														
		EPA 1668	MLA-010					Y			Y	Y	Y	Y	Y														Y			Y	Y	Y	Y		Y	Y
		EPA 8270	MLA-007											Y																								
		AXYS MLA-010	MLA-010		Y	Y		Y							Y								Y						Y							Y		
	PCB 41 2,2',3,4-Tetrachlorobiphenyl	EPA 1668	MLA-010					Y			Y	Y	Y	Y	Y														Y			Y	Y	Y	Y		Y	Y
		AXYS MLA-010	MLA-010		Y	Y		Y							Y								Y						Y							Y		
	PCB 41/71/64/68	AXYS MLA-007	MLA-007			Y										Y							Y														

Accreditation Scope

AXYS Analytical Services Ltd.
file ref.: ACC-101 Rev.23

Compound Class	Compound	Accredited Method ID	AXYS Method ID	Pulp	Serum	Solids										Tissue						Urine	Water	Water, Drinking				Water, Non-Potable								
				CALA	CALA	CALA	California DPH	Florida DOH	Minnesota DOH	New Jersey DEP	New York DOH	Virginia DGS	Washington DE	Maine DOH	ANAB	CALA	Florida DOH	Minnesota DOH	New Jersey DEP	Virginia DGS	ANAB	CALA	CALA	Florida DOH	Minnesota DOH	New Jersey DEP	ANAB	California DPH	Florida DOH	Minnesota DOH	New Jersey DEP	New York DOH	Virginia DGS	Washington DE*	Maine DOH	ANAB	Pennsylvania DEP
		EPA 8270	MLA-007										Y																						
	PCB 42 2,2',3,4'-Tetrachlorobiphenyl	EPA 1668	MLA-010					Y		Y	Y	Y	Y	Y	Y														Y		Y	Y	Y	Y		Y	Y
		AXYS MLA-010	MLA-010		Y	Y		Y							Y	Y						Y							Y							Y	
	PCB 42/59	AXYS MLA-007	MLA-007			Y										Y						Y															
		EPA 8270	MLA-007										Y																								
	PCB 43 2,2',3,5-Tetrachlorobiphenyl	EPA 1668	MLA-010					Y		Y	Y	Y	Y	Y	Y														Y		Y	Y	Y	Y		Y	Y
		AXYS MLA-010	MLA-010		Y	Y		Y							Y	Y						Y							Y							Y	
	PCB 44 2,2',3,5'-Tetrachlorobiphenyl	AXYS MLA-007	MLA-007			Y										Y						Y															
		EPA 1668	MLA-010					Y		Y	Y	Y	Y	Y	Y														Y		Y	Y	Y	Y		Y	Y
		EPA 8270	MLA-007										Y																								
		AXYS MLA-010	MLA-010		Y	Y		Y							Y	Y						Y							Y							Y	
	PCB 45 2,2',3,6-Tetrachlorobiphenyl	AXYS MLA-007	MLA-007			Y										Y						Y															
		EPA 1668	MLA-010					Y		Y	Y	Y	Y	Y	Y														Y		Y	Y	Y	Y		Y	Y
		EPA 8270	MLA-007										Y																								
		AXYS MLA-010	MLA-010		Y	Y		Y							Y	Y						Y							Y							Y	
	PCB 46 2,2',3,6'-Tetrachlorobiphenyl	AXYS MLA-007	MLA-007			Y										Y						Y															
		EPA 1668	MLA-010					Y		Y	Y	Y	Y	Y	Y														Y		Y	Y	Y	Y		Y	Y
		EPA 8270	MLA-007										Y																								
		AXYS MLA-010	MLA-010		Y	Y		Y							Y	Y						Y							Y							Y	
	PCB 47 2,2',4,4'-Tetrachlorobiphenyl	EPA 1668	MLA-010					Y		Y	Y	Y	Y	Y	Y														Y		Y	Y	Y	Y		Y	Y
		AXYS MLA-010	MLA-010		Y	Y		Y							Y	Y						Y							Y							Y	
	PCB 47/48/75	AXYS MLA-007	MLA-007			Y										Y						Y															
		EPA 8270	MLA-007										Y																								
	PCB 48 2,2',4,5-Tetrachlorobiphenyl	EPA 1668	MLA-010					Y		Y	Y	Y	Y	Y	Y														Y		Y	Y	Y	Y		Y	Y
		AXYS MLA-010	MLA-010		Y	Y		Y							Y	Y						Y							Y							Y	
	PCB 49 2,2',4,5'-Tetrachlorobiphenyl	EPA 1668	MLA-010					Y		Y	Y	Y	Y	Y	Y														Y		Y	Y	Y	Y		Y	Y
		AXYS MLA-010	MLA-010		Y	Y		Y							Y	Y						Y							Y							Y	
	PCB 49/43	AXYS MLA-007	MLA-007			Y										Y						Y															
		EPA 8270	MLA-007										Y																								
	PCB 5 2,3-Dichlorobiphenyl	EPA 1668	MLA-010					Y		Y	Y	Y	Y	Y	Y														Y		Y	Y	Y	Y		Y	Y
		AXYS MLA-010	MLA-010		Y	Y		Y							Y	Y						Y							Y							Y	
	PCB 50 2,2',4,6-Tetrachlorobiphenyl	AXYS MLA-007	MLA-007			Y										Y						Y															
		EPA 1668	MLA-010					Y		Y	Y	Y	Y	Y	Y														Y		Y	Y	Y	Y		Y	Y
		EPA 8270	MLA-007										Y																								
		AXYS MLA-010	MLA-010		Y	Y		Y							Y	Y						Y							Y							Y	
	PCB 51 2,2',4,6'-Tetrachlorobiphenyl	EPA 1668	MLA-010					Y		Y	Y	Y	Y	Y	Y														Y		Y	Y	Y	Y		Y	Y
		EPA 8270	MLA-007										Y																								
		AXYS MLA-010	MLA-010		Y	Y		Y							Y	Y						Y							Y							Y	
	PCB 52 2,2',5,5'-Tetrachlorobiphenyl	EPA 1668	MLA-010					Y		Y	Y	Y	Y	Y	Y														Y		Y	Y	Y	Y		Y	Y
		AXYS MLA-010	MLA-010		Y	Y		Y							Y	Y						Y							Y							Y	
	PCB 52/73	AXYS MLA-007	MLA-007			Y										Y						Y															
		EPA 8270	MLA-007										Y																								
	PCB 53 2,2',5,6'-Tetrachlorobiphenyl	EPA 1668	MLA-010					Y		Y	Y	Y	Y	Y	Y														Y		Y	Y	Y	Y		Y	Y
		EPA 8270	MLA-007										Y																								
		AXYS MLA-010	MLA-010		Y	Y		Y							Y	Y						Y							Y							Y	
	PCB 54 2,2',6,6'-Tetrachlorobiphenyl	EPA 1668	MLA-010					Y		Y	Y	Y	Y	Y	Y														Y		Y	Y	Y	Y		Y	Y
		EPA 8270	MLA-007										Y																								
		AXYS MLA-010	MLA-010		Y	Y		Y							Y	Y						Y							Y							Y	
	PCB 55 2,3,3',4-Tetrachlorobiphenyl	EPA 1668	MLA-010					Y		Y	Y	Y	Y	Y	Y														Y		Y	Y	Y	Y		Y	Y
		EPA 8270	MLA-007										Y																								

Accreditation Scope

AXYS Analytical Services Ltd.
file ref.: ACC-101 Rev.23

Compound Class	Compound	Accredited Method ID	AXYS Method ID	Pulp	Serum	Solids										Tissue						Urine	Water	Water, Drinking				Water, Non-Potable								
				CALA	CALA	CALA	California DPH	Florida DOH	Minnesota DOH	New Jersey DEP	New York DOH	Virginia DGS	Washington DE	Maine DOH	ANAB	CALA	Florida DOH	Minnesota DOH	New Jersey DEP	Virginia DGS	ANAB	CALA	CALA	Florida DOH	Minnesota DOH	New Jersey DEP	ANAB	California DPH	Florida DOH	Minnesota DOH	New Jersey DEP	New York DOH	Virginia DGS	Washington DE*	Maine DOH	ANAB	Pennsylvania DEP
		AXYS MLA-010	MLA-010		Y	Y		Y						Y	Y							Y						Y						Y		
	PCB 56 2,3,3',4'-Tetrachlorobiphenyl	EPA 1668	MLA-010					Y		Y	Y	Y	Y	Y	Y														Y		Y	Y	Y	Y		Y	Y
		AXYS MLA-010	MLA-010		Y	Y		Y						Y	Y								Y						Y						Y		
	PCB 56/60	AXYS MLA-007	MLA-007			Y										Y							Y														
		EPA 8270	MLA-007										Y																									
	PCB 57 2,3,3',5-Tetrachlorobiphenyl	EPA 1668	MLA-010					Y		Y	Y	Y	Y	Y	Y														Y		Y	Y	Y	Y		Y	Y
		EPA 8270	MLA-007										Y																									
		AXYS MLA-010	MLA-010		Y	Y		Y						Y	Y								Y						Y						Y		
	PCB 58 2,3,3',5'-Tetrachlorobiphenyl	EPA 1668	MLA-010					Y		Y	Y	Y	Y	Y	Y														Y		Y	Y	Y	Y		Y	Y
		EPA 8270	MLA-007										Y																									
		AXYS MLA-010	MLA-010		Y	Y		Y						Y	Y								Y						Y						Y		
	PCB 59 2,3,3',6-Tetrachlorobiphenyl	EPA 1668	MLA-010					Y		Y	Y	Y	Y	Y	Y														Y		Y	Y	Y	Y		Y	Y
		AXYS MLA-010	MLA-010		Y	Y		Y						Y	Y								Y						Y						Y		
	PCB 6 2,3'-Dichlorobiphenyl	EPA 1668	MLA-010					Y		Y	Y	Y	Y	Y	Y														Y		Y	Y	Y	Y		Y	Y
		EPA 8270	MLA-007										Y																									
		AXYS MLA-010	MLA-010		Y	Y		Y						Y	Y								Y						Y						Y		
	PCB 60 2,3,4,4'-Tetrachlorobiphenyl	EPA 1668	MLA-010					Y		Y	Y	Y	Y	Y	Y														Y		Y	Y	Y	Y		Y	Y
		AXYS MLA-010	MLA-010		Y	Y		Y						Y	Y								Y						Y						Y		
	PCB 61 2,3,4,5-Tetrachlorobiphenyl	EPA 1668	MLA-010					Y		Y	Y	Y	Y	Y	Y														Y		Y	Y	Y	Y		Y	Y
		AXYS MLA-010	MLA-010		Y	Y		Y						Y	Y								Y						Y						Y		
	PCB 62 2,3,4,6-Tetrachlorobiphenyl	EPA 1668	MLA-010					Y		Y	Y	Y	Y	Y	Y														Y		Y	Y	Y	Y		Y	Y
		AXYS MLA-010	MLA-010		Y	Y		Y						Y	Y								Y						Y						Y		
	PCB 62/65	EPA 8270	MLA-007										Y																									
	PCB 63 2,3,4',5-Tetrachlorobiphenyl	EPA 1668	MLA-010					Y		Y	Y	Y	Y	Y	Y														Y		Y	Y	Y	Y		Y	Y
		EPA 8270	MLA-007										Y																									
		AXYS MLA-010	MLA-010		Y	Y		Y						Y	Y								Y						Y						Y		
	PCB 64 2,3,4',6-Tetrachlorobiphenyl	EPA 1668	MLA-010					Y		Y	Y	Y	Y	Y	Y														Y		Y	Y	Y	Y		Y	Y
		AXYS MLA-010	MLA-010		Y	Y		Y						Y	Y								Y						Y						Y		
	PCB 65 2,3,5,6-Tetrachlorobiphenyl	EPA 1668	MLA-010					Y		Y	Y	Y	Y	Y	Y														Y		Y	Y	Y	Y		Y	Y
		AXYS MLA-010	MLA-010		Y	Y		Y						Y	Y								Y						Y						Y		
	PCB 66 2,3',4,4'-Tetrachlorobiphenyl	EPA 1668	MLA-010					Y		Y	Y	Y	Y	Y	Y														Y		Y	Y	Y	Y		Y	Y
		AXYS MLA-010	MLA-010		Y	Y		Y						Y	Y								Y						Y						Y		
	PCB 66/80	AXYS MLA-007	MLA-007			Y										Y							Y														
		EPA 8270	MLA-007										Y																									
	PCB 67 2,3',4,5-Tetrachlorobiphenyl	EPA 1668	MLA-010					Y		Y	Y	Y	Y	Y	Y														Y		Y	Y	Y	Y		Y	Y
		EPA 8270	MLA-007										Y																									
		AXYS MLA-010	MLA-010		Y	Y		Y						Y	Y								Y						Y						Y		
	PCB 68 2,3',4,5'-Tetrachlorobiphenyl	EPA 1668	MLA-010					Y		Y	Y	Y	Y	Y	Y														Y		Y	Y	Y	Y		Y	Y
		AXYS MLA-010	MLA-010		Y	Y		Y						Y	Y								Y						Y						Y		
	PCB 69 2,3',4,6-Tetrachlorobiphenyl	EPA 1668	MLA-010					Y		Y	Y	Y	Y	Y	Y														Y		Y	Y	Y	Y		Y	Y
		EPA 8270	MLA-007										Y																									
		AXYS MLA-010	MLA-010		Y	Y		Y						Y	Y								Y						Y						Y		
	PCB 7 2,4-Dichlorobiphenyl	EPA 1668	MLA-010					Y		Y	Y	Y	Y	Y	Y														Y		Y	Y	Y	Y		Y	Y
		AXYS MLA-010	MLA-010		Y	Y		Y						Y	Y								Y						Y						Y		
	PCB 7/9	EPA 8270	MLA-007										Y																									
	PCB 70 2,3',4',5-Tetrachlorobiphenyl	EPA 1668	MLA-010					Y		Y	Y	Y	Y	Y	Y														Y		Y	Y	Y	Y		Y	Y
		AXYS MLA-010	MLA-010		Y	Y		Y						Y	Y								Y						Y						Y		
	PCB 70/76	AXYS MLA-007	MLA-007			Y										Y							Y														
		EPA 8270	MLA-007										Y																									
	PCB 71 2,3',4',6-Tetrachlorobiphenyl	EPA 1668	MLA-010					Y		Y	Y	Y	Y	Y	Y														Y		Y	Y	Y	Y		Y	Y

Accreditation Scope

AXYS Analytical Services Ltd.
file ref.: ACC-101 Rev.23

Compound Class	Compound	Accredited Method ID	AXYS Method ID	Pulp	Serum	Solids										Tissue						Urine	Water	Water, Drinking				Water, Non-Potable								
				CALA	CALA	CALA	California DPH	Florida DOH	Minnesota DOH	New Jersey DEP	New York DOH	Virginia DGS	Washington DE	Maine DOH	ANAB	CALA	Florida DOH	Minnesota DOH	New Jersey DEP	Virginia DGS	ANAB	CALA	CALA	Florida DOH	Minnesota DOH	New Jersey DEP	ANAB	California DPH	Florida DOH	Minnesota DOH	New Jersey DEP	New York DOH	Virginia DGS	Washington DE*	Maine DOH	ANAB	Pennsylvania DEP
		AXYS MLA-010	MLA-010		Y	Y		Y						Y	Y							Y						Y							Y	
	PCB 72 2,3',5,5'-Tetrachlorobiphenyl	EPA 1668	MLA-010					Y		Y	Y	Y	Y	Y	Y														Y		Y	Y	Y	Y		Y	Y
		EPA 8270	MLA-007										Y																								
		AXYS MLA-010	MLA-010		Y	Y		Y							Y	Y							Y						Y							Y	
	PCB 73 2,3',5',6-Tetrachlorobiphenyl	EPA 1668	MLA-010					Y		Y	Y	Y	Y	Y	Y														Y		Y	Y	Y	Y		Y	Y
		AXYS MLA-010	MLA-010		Y	Y		Y							Y	Y							Y						Y							Y	
	PCB 74 2,4,4',5-Tetrachlorobiphenyl	AXYS MLA-901	MLA-901		Y																																
		EPA 1668	MLA-010					Y		Y	Y	Y	Y	Y	Y														Y		Y	Y	Y	Y		Y	Y
		AXYS MLA-010	MLA-010		Y	Y		Y							Y	Y							Y						Y							Y	
	PCB 74/61	AXYS MLA-007	MLA-007			Y										Y							Y														
		EPA 8270	MLA-007										Y																								
	PCB 75 2,4,4',6-Tetrachlorobiphenyl	EPA 1668	MLA-010					Y		Y	Y	Y	Y	Y	Y														Y		Y	Y	Y	Y		Y	Y
		AXYS MLA-010	MLA-010		Y	Y		Y							Y	Y							Y						Y							Y	
	PCB 76 2,3',4',5'-Tetrachlorobiphenyl	EPA 1668	MLA-010					Y		Y	Y	Y	Y	Y	Y														Y		Y	Y	Y	Y		Y	Y
		AXYS MLA-010	MLA-010		Y	Y		Y							Y	Y							Y						Y							Y	
	PCB 77 3,3',4,4'-Tetrachlorobiphenyl	AXYS MLA-007	MLA-007			Y										Y							Y														
		EPA 1668	MLA-010					Y		Y	Y	Y	Y	Y	Y														Y		Y	Y	Y	Y		Y	Y
		EPA 8270	MLA-007										Y																								
		AXYS MLA-010	MLA-010		Y	Y		Y							Y	Y							Y						Y							Y	
	PCB 78 3,3',4,5-Tetrachlorobiphenyl	EPA 1668	MLA-010					Y		Y	Y	Y	Y	Y	Y														Y		Y	Y	Y	Y		Y	Y
		EPA 8270	MLA-007										Y																								
		AXYS MLA-010	MLA-010		Y	Y		Y							Y	Y							Y						Y							Y	
	PCB 79 3,3',4,5'-Tetrachlorobiphenyl	EPA 1668	MLA-010					Y		Y	Y	Y	Y	Y	Y														Y		Y	Y	Y	Y		Y	Y
		EPA 8270	MLA-007										Y																								
		AXYS MLA-010	MLA-010		Y	Y		Y							Y	Y							Y						Y							Y	
	PCB 8 2,4'-Dichlorobiphenyl	EPA 1668	MLA-010					Y		Y	Y	Y	Y	Y	Y														Y		Y	Y	Y	Y		Y	Y
		AXYS MLA-010	MLA-010		Y	Y		Y							Y	Y							Y						Y							Y	
	PCB 8/5	AXYS MLA-007	MLA-007			Y										Y							Y														
		EPA 8270	MLA-007										Y																								
	PCB 80 3,3',5,5'-Tetrachlorobiphenyl	EPA 1668	MLA-010					Y		Y	Y	Y	Y	Y	Y														Y		Y	Y	Y	Y		Y	Y
		AXYS MLA-010	MLA-010		Y	Y		Y							Y	Y							Y						Y							Y	
	PCB 81 3,4,4',5-Tetrachlorobiphenyl	EPA 1668	MLA-010					Y		Y	Y	Y	Y	Y	Y														Y		Y	Y	Y	Y		Y	Y
		EPA 8270	MLA-007										Y																								
		AXYS MLA-010	MLA-010		Y	Y		Y							Y	Y							Y						Y							Y	
	PCB 82 2,2',3,3',4-Pentachlorobiphenyl	EPA 1668	MLA-010					Y		Y	Y	Y	Y	Y	Y														Y		Y	Y	Y	Y		Y	Y
		EPA 8270	MLA-007										Y																								
		AXYS MLA-010	MLA-010		Y	Y		Y							Y	Y							Y						Y							Y	
	PCB 83 2,2',3,3',5-Pentachlorobiphenyl	EPA 1668	MLA-010					Y		Y	Y	Y	Y	Y	Y														Y		Y	Y	Y	Y		Y	Y
		AXYS MLA-010	MLA-010		Y	Y		Y							Y	Y							Y						Y							Y	
	PCB 83/108	AXYS MLA-007	MLA-007			Y										Y							Y														
		EPA 8270	MLA-007										Y																								
	PCB 84 2,2',3,3',6-Pentachlorobiphenyl	AXYS MLA-007	MLA-007			Y										Y							Y														
		EPA 1668	MLA-010					Y		Y	Y	Y	Y		Y														Y		Y	Y	Y	Y		Y	Y
		EPA 8270	MLA-007										Y																								
		AXYS MLA-010	MLA-010		Y	Y		Y							Y	Y							Y						Y							Y	
	PCB 85 2,2',3,4,4'-Pentachlorobiphenyl	EPA 1668	MLA-010					Y		Y	Y	Y	Y	Y	Y														Y		Y	Y	Y	Y		Y	Y
		AXYS MLA-010	MLA-010		Y	Y		Y							Y	Y							Y						Y							Y	
	PCB 85/120	AXYS MLA-007	MLA-007			Y										Y							Y														
		EPA 8270	MLA-007										Y																								
	PCB 86 2,2',3,4,5-Pentachlorobiphenyl	EPA 1668	MLA-010					Y		Y	Y	Y	Y	Y	Y														Y		Y	Y	Y	Y		Y	Y

Accreditation Scope

AXYS Analytical Services Ltd.
file ref.: ACC-101 Rev.23

Compound Class	Compound	Accredited Method ID	AXYS Method ID	Pulp: CALA	Serum: CALA	Solids: CALA	Solids: California DPH	Solids: Florida DOH	Solids: Minnesota DOH	Solids: New Jersey DEP	Solids: New York DOH	Solids: Virginia DGS	Solids: Washington DE	Solids: Maine DOH	Solids: ANAB	Tissue: CALA	Tissue: Florida DOH	Tissue: Minnesota DOH	Tissue: New Jersey DEP	Tissue: Virginia DGS	Tissue: ANAB	Urine: CALA	Water: CALA	Water, Drinking: Florida DOH	Water, Drinking: Minnesota DOH	Water, Drinking: New Jersey DEP	Water, Drinking: ANAB	Water, Non-Potable: California DPH	Water, Non-Potable: Florida DOH	Water, Non-Potable: Minnesota DOH	Water, Non-Potable: New Jersey DEP	Water, Non-Potable: New York DOH	Water, Non-Potable: Virginia DGS	Water, Non-Potable: Washington DE*	Water, Non-Potable: Maine DOH	Water, Non-Potable: ANAB	Water, Non-Potable: Pennsylvania DEP
		AXYS MLA-010	MLA-010		Y	Y		Y							Y	Y						Y						Y							Y	
	PCB 87 2,2',3,4,5'-Pentachlorobiphenyl	EPA 1668	MLA-010					Y		Y	Y	Y	Y	Y	Y													Y			Y	Y	Y	Y		Y	Y
		AXYS MLA-010	MLA-010		Y	Y		Y							Y	Y						Y						Y							Y	
	PCB 87/115/116	AXYS MLA-007	MLA-007			Y										Y						Y														
		EPA 8270	MLA-007										Y																								
	PCB 88 2,2',3,4,6-Pentachlorobiphenyl	EPA 1668	MLA-010					Y		Y	Y	Y	Y	Y	Y													Y			Y	Y	Y	Y		Y	Y
		AXYS MLA-010	MLA-010		Y	Y		Y							Y	Y						Y						Y							Y	
	PCB 88/121	EPA 8270	MLA-007										Y																								
	PCB 89 2,2',3,4,6'-Pentachlorobiphenyl	EPA 1668	MLA-010					Y		Y	Y	Y	Y	Y	Y													Y			Y	Y	Y	Y		Y	Y
		AXYS MLA-010	MLA-010		Y	Y		Y							Y	Y						Y						Y							Y	
	PCB 9 2,5-Dichlorobiphenyl	EPA 1668	MLA-010					Y		Y	Y	Y	Y		Y													Y			Y	Y	Y	Y		Y	Y
		AXYS MLA-010	MLA-010		Y	Y		Y							Y	Y						Y						Y							Y	
	PCB 90 2,2',3,4',5-Pentachlorobiphenyl	EPA 1668	MLA-010					Y		Y	Y	Y	Y	Y	Y													Y			Y	Y	Y	Y		Y	Y
		AXYS MLA-010	MLA-010		Y	Y		Y							Y	Y						Y						Y							Y	
	PCB 91 2,2',3,4',6-Pentachlorobiphenyl	AXYS MLA-007	MLA-007			Y										Y						Y														
		EPA 1668	MLA-010					Y		Y	Y	Y	Y	Y	Y													Y			Y	Y	Y	Y		Y	Y
		EPA 8270	MLA-007										Y																								
		AXYS MLA-010	MLA-010		Y	Y		Y							Y	Y						Y						Y							Y	
	PCB 92 2,2',3,5,5'-Pentachlorobiphenyl	EPA 1668	MLA-010					Y		Y	Y	Y	Y	Y	Y													Y			Y	Y	Y	Y		Y	Y
		EPA 8270	MLA-007										Y																								
		AXYS MLA-010	MLA-010		Y	Y		Y							Y	Y						Y						Y							Y	
	PCB 93 2,2',3,5,6-Pentachlorobiphenyl	EPA 1668	MLA-010					Y		Y	Y	Y	Y	Y	Y													Y			Y	Y	Y	Y		Y	Y
		AXYS MLA-010	MLA-010		Y	Y		Y							Y	Y						Y						Y							Y	
	PCB 94 2,2',3,5,6'-Pentachlorobiphenyl	EPA 1668	MLA-010					Y		Y	Y	Y	Y	Y	Y													Y			Y	Y	Y	Y		Y	Y
		EPA 8270	MLA-007										Y																								
		AXYS MLA-010	MLA-010		Y	Y		Y							Y	Y						Y						Y							Y	
	PCB 95 2,2',3,5',6-Pentachlorobiphenyl	EPA 1668	MLA-010					Y		Y	Y	Y	Y	Y	Y													Y			Y	Y	Y	Y		Y	Y
		AXYS MLA-010	MLA-010		Y	Y		Y							Y	Y						Y						Y							Y	
	PCB 95/93	AXYS MLA-007	MLA-007			Y										Y						Y														
		EPA 8270	MLA-007										Y																								
	PCB 96 2,2',3,6,6'-Pentachlorobiphenyl	EPA 1668	MLA-010					Y		Y	Y	Y	Y	Y	Y													Y			Y	Y	Y	Y		Y	Y
		EPA 8270	MLA-007										Y																								
		AXYS MLA-010	MLA-010		Y	Y		Y							Y	Y						Y						Y							Y	
	PCB 97 2,2',3,4',5'-Pentachlorobiphenyl	EPA 1668	MLA-010					Y		Y	Y	Y	Y	Y	Y													Y			Y	Y	Y	Y		Y	Y
		AXYS MLA-010	MLA-010		Y	Y		Y							Y	Y						Y						Y							Y	
	PCB 97/86	AXYS MLA-007	MLA-007			Y										Y						Y														
		EPA 8270	MLA-007										Y																								
	PCB 98 2,2',3,4',6'-Pentachlorobiphenyl	EPA 1668	MLA-010					Y		Y	Y	Y	Y	Y	Y													Y			Y	Y	Y	Y		Y	Y
		AXYS MLA-010	MLA-010		Y	Y		Y							Y	Y						Y						Y							Y	
	PCB 98/102	EPA 8270	MLA-007										Y																								
	PCB 99 2,2',4,4',5-Pentachlorobiphenyl	AXYS MLA-007	MLA-007			Y										Y						Y														
		AXYS MLA-901	MLA-901		Y																																
		EPA 1668	MLA-010					Y		Y	Y	Y	Y	Y	Y													Y			Y	Y	Y	Y		Y	Y
		EPA 8270	MLA-007										Y																								
		AXYS MLA-010	MLA-010		Y	Y		Y							Y	Y						Y						Y							Y	
	PCB Aroclor 1016	AXYS MLA-007	MLA-007			Y		Y							Y	Y						Y						Y							Y	
		EPA 1668	MLA-010					Y			Y				Y													Y				Y		Y	Y		Y
		EPA 625	MLA-007																									Y	Y			Y	Y		Y	Y	
		EPA 8270	MLA-007				Y	Y			Y	Y			Y																						
		AXYS MLA-010	MLA-010					Y							Y														Y							Y	

Accreditation Scope

AXYS Analytical Services Ltd.
file ref.: ACC-101 Rev.23

Compound Class	Compound	Accredited Method ID	AXYS Method ID	Pulp	Serum	Solids									Tissue							Urine	Water	Water, Drinking				Water, Non-Potable									
				CALA	CALA	CALA	California DPH	Florida DOH	Minnesota DOH	New Jersey DEP	New York DOH	Virginia DGS	Washington DE	Maine DOH	ANAB	CALA	Florida DOH	Minnesota DOH	New Jersey DEP	Virginia DGS	ANAB	CALA	CALA	Florida DOH	Minnesota DOH	New Jersey DEP	ANAB	California DPH	Florida DOH	Minnesota DOH	New Jersey DEP	New York DOH	Virginia DGS	Washington DE*	Maine DOH	ANAB	Pennsylvania DEP
	PCB Aroclor 1016/1242	EPA 8270	MLA-007										Y																						
	PCB Aroclor 1221	AXYS MLA-007	MLA-007			Y		Y						Y	Y								Y						Y						Y	
		EPA 1668	MLA-010					Y			Y			Y															Y			Y			Y	Y
		EPA 625	MLA-007																									Y	Y			Y	Y		Y	Y	
		EPA 8270	MLA-007				Y	Y			Y	Y	Y	Y																							
		AXYS MLA-010	MLA-010					Y						Y															Y						Y	
	PCB Aroclor 1232	AXYS MLA-007	MLA-007			Y		Y						Y	Y								Y						Y						Y	
		EPA 1668	MLA-010					Y			Y			Y															Y			Y			Y	Y
		EPA 625	MLA-007																									Y	Y			Y	Y		Y	Y	
		EPA 8270	MLA-007				Y	Y			Y	Y	Y	Y																							
		AXYS MLA-010	MLA-010					Y						Y															Y						Y	
	PCB Aroclor 1242	AXYS MLA-007	MLA-007			Y		Y						Y	Y								Y						Y						Y	
		EPA 1668	MLA-010					Y			Y			Y															Y			Y			Y	Y
		EPA 625	MLA-007																									Y	Y			Y	Y		Y	Y	
		EPA 8270	MLA-007				Y	Y			Y	Y		Y																							
		AXYS MLA-010	MLA-010					Y						Y															Y						Y	
	PCB Aroclor 1248	AXYS MLA-007	MLA-007			Y		Y						Y	Y								Y						Y						Y	
		EPA 1668	MLA-010					Y			Y			Y															Y			Y			Y	Y
		EPA 625	MLA-007																									Y	Y			Y	Y		Y	Y	
		EPA 8270	MLA-007				Y	Y			Y	Y		Y																							
		AXYS MLA-010	MLA-010					Y						Y															Y						Y	
	PCB Aroclor 1254	AXYS MLA-007	MLA-007			Y		Y						Y	Y								Y						Y						Y	
		EPA 1668	MLA-010					Y			Y			Y															Y			Y			Y	Y
		EPA 625	MLA-007																									Y	Y			Y	Y		Y	Y	
		EPA 8270	MLA-007				Y	Y			Y	Y	Y	Y																							
		AXYS MLA-010	MLA-010					Y						Y															Y						Y	
	PCB Aroclor 1260	AXYS MLA-007	MLA-007			Y		Y						Y	Y								Y						Y						Y	
		EPA 1668	MLA-010					Y			Y			Y															Y			Y			Y	Y
		EPA 625	MLA-007																									Y	Y			Y	Y		Y	Y	
		EPA 8270	MLA-007				Y	Y			Y	Y	Y	Y																							
		AXYS MLA-010	MLA-010					Y						Y															Y						Y	
	PCB Aroclor 1268	AXYS MLA-007	MLA-007			Y									Y								Y													
	PCB congeners, total	EPA 1668	MLA-010					Y			Y			Y															Y			Y			Y	
		AXYS MLA-010	MLA-010					Y						Y															Y						Y	
	Total Dichlorobiphenyls	AXYS MLA-007	MLA-007			Y									Y								Y													
		EPA 8270	MLA-007										Y																								
		AXYS MLA-010	MLA-010		Y	Y									Y								Y													
	Total Heptachlorobiphenyls	AXYS MLA-007	MLA-007			Y									Y								Y													
		EPA 8270	MLA-007										Y																								
		AXYS MLA-010	MLA-010		Y	Y									Y								Y													
	Total Hexachlorobiphenyls	AXYS MLA-007	MLA-007			Y									Y								Y													
		EPA 8270	MLA-007										Y																								
		AXYS MLA-010	MLA-010		Y	Y									Y								Y													
	Total Monochlorobiphenyls	AXYS MLA-010	MLA-010		Y	Y									Y								Y													
	Total Nonachlorobiphenyls	AXYS MLA-007	MLA-007			Y									Y								Y													
		EPA 8270	MLA-007										Y																								
		AXYS MLA-010	MLA-010		Y	Y									Y								Y													
	Total Octachlorobiphenyls	AXYS MLA-007	MLA-007			Y									Y								Y													
		EPA 8270	MLA-007										Y																								
		AXYS MLA-010	MLA-010		Y	Y									Y								Y													

Accreditation Scope

AXYS Analytical Services Ltd.
file ref.: ACC-101 Rev.23

Compound Class	Compound	Accredited Method ID	AXYS Method ID	Pulp	Serum	Solids									Tissue						Urine	Water	Water, Drinking				Water, Non-Potable								
				CALA	CALA	CALA	California DPH	Florida DOH	Minnesota DOH	New Jersey DEP	New York DOH	Virginia DGS	Washington DE	Maine DOH	ANAB	CALA	Florida DOH	Minnesota DOH	New Jersey DEP	Virginia DGS	ANAB	CALA	CALA	Florida DOH	Minnesota DOH	New Jersey DEP	ANAB	California DPH	Florida DOH	Minnesota DOH	New Jersey DEP	New York DOH	Virginia DGS	Washington DE*	Maine DOH	ANAB	Pennsylvania DEP
	Total Pentachlorobiphenyls	AXYS MLA-007	MLA-007			Y									Y							Y													
		EPA 8270	MLA-007										Y																						
		AXYS MLA-010	MLA-010		Y	Y									Y							Y													
	Total Polychlorinated biphenyls	AXYS MLA-007	MLA-007			Y									Y							Y													
	Total Tetrachlorobiphenyls	AXYS MLA-007	MLA-007			Y									Y							Y													
		EPA 8270	MLA-007										Y																						
		AXYS MLA-010	MLA-010		Y	Y									Y							Y													
	Total Trichlorobiphenyls	AXYS MLA-007	MLA-007			Y									Y							Y													
		EPA 8270	MLA-007										Y																						
		AXYS MLA-010	MLA-010		Y	Y									Y							Y													
PCDDF	1,2,3,4,6,7,8-HpCDD	EPA 1613	MLA-017										Y	Y	Y						Y						Y	Y		Y	Y	Y	Y	Y	Y
		EPA 8290	MLA-017				Y	Y		Y	Y	Y			Y		Y		Y	Y	Y								Y			Y	Y			Y	
		AXYS MLA-017	MLA-017	Y	Y	Y		Y							Y	Y	Y				Y		Y						Y							Y	
	1,2,3,4,6,7,8-HpCDF	EPA 1613	MLA-017										Y	Y	Y						Y						Y	Y		Y	Y	Y	Y	Y	Y
		EPA 8290	MLA-017				Y	Y		Y	Y	Y			Y		Y		Y	Y	Y								Y			Y	Y			Y	
		AXYS MLA-017	MLA-017	Y	Y	Y		Y							Y	Y	Y				Y		Y						Y							Y	
	1,2,3,4,7,8,9-HpCDF	EPA 1613	MLA-017										Y	Y	Y						Y						Y	Y		Y	Y	Y	Y	Y	Y
		EPA 8290	MLA-017				Y	Y		Y	Y	Y			Y		Y		Y	Y	Y								Y			Y	Y			Y	
		AXYS MLA-017	MLA-017	Y	Y	Y		Y							Y	Y	Y				Y		Y						Y							Y	
	1,2,3,4,7,8-HxCDD	EPA 1613	MLA-017										Y	Y	Y						Y						Y	Y		Y	Y	Y	Y	Y	Y
		EPA 8290	MLA-017				Y	Y		Y	Y	Y			Y		Y		Y	Y	Y								Y			Y	Y			Y	
		AXYS MLA-017	MLA-017	Y	Y	Y		Y							Y	Y	Y				Y		Y						Y							Y	
	1,2,3,4,7,8-HxCDF	EPA 1613	MLA-017										Y	Y	Y						Y						Y	Y		Y	Y	Y	Y	Y	Y
		EPA 8290	MLA-017				Y	Y		Y	Y	Y			Y		Y		Y	Y	Y								Y			Y	Y			Y	
		AXYS MLA-017	MLA-017	Y	Y	Y		Y							Y	Y	Y				Y		Y						Y							Y	
	1,2,3,6,7,8-HxCDD	EPA 1613	MLA-017										Y	Y	Y						Y						Y	Y		Y	Y	Y	Y	Y	Y
		EPA 8290	MLA-017				Y	Y		Y	Y	Y			Y		Y		Y	Y	Y								Y			Y	Y			Y	
		AXYS MLA-017	MLA-017	Y	Y	Y		Y							Y	Y	Y				Y		Y						Y							Y	
	1,2,3,6,7,8-HxCDF	EPA 1613	MLA-017										Y	Y	Y						Y						Y	Y		Y	Y	Y	Y	Y	Y
		EPA 8290	MLA-017				Y	Y		Y	Y	Y			Y		Y		Y	Y	Y								Y			Y	Y			Y	
		AXYS MLA-017	MLA-017	Y	Y	Y		Y							Y	Y	Y				Y		Y						Y							Y	
	1,2,3,7,8,9-HxCDD	EPA 1613	MLA-017										Y	Y	Y						Y						Y	Y		Y	Y	Y	Y	Y	Y
		EPA 8290	MLA-017				Y	Y		Y	Y	Y			Y		Y		Y	Y	Y								Y			Y	Y			Y	
		AXYS MLA-017	MLA-017	Y	Y	Y		Y							Y	Y	Y				Y		Y						Y							Y	
	1,2,3,7,8,9-HxCDF	EPA 1613	MLA-017										Y	Y	Y						Y						Y	Y		Y	Y	Y	Y	Y	Y
		EPA 8290	MLA-017				Y	Y		Y	Y	Y			Y		Y		Y	Y	Y								Y			Y	Y			Y	
		AXYS MLA-017	MLA-017	Y	Y	Y		Y							Y	Y	Y				Y		Y						Y							Y	
	1,2,3,7,8-PeCDD	EPA 1613	MLA-017										Y	Y	Y						Y						Y	Y		Y	Y	Y	Y	Y	Y
		EPA 8290	MLA-017				Y	Y		Y	Y	Y			Y		Y		Y	Y	Y								Y			Y	Y			Y	
		AXYS MLA-017	MLA-017	Y	Y	Y		Y							Y	Y	Y				Y		Y						Y							Y	
	1,2,3,7,8-PeCDF	EPA 1613	MLA-017										Y	Y	Y						Y						Y	Y		Y	Y	Y	Y	Y	Y
		EPA 8290	MLA-017				Y	Y		Y	Y	Y			Y		Y		Y	Y	Y								Y			Y	Y			Y	
		AXYS MLA-017	MLA-017	Y	Y	Y		Y							Y	Y	Y				Y		Y						Y							Y	
	2,3,4,6,7,8-HxCDF	EPA 1613	MLA-017										Y	Y	Y						Y						Y	Y		Y	Y	Y	Y	Y	Y
		EPA 8290	MLA-017				Y	Y		Y	Y	Y			Y		Y		Y	Y	Y								Y			Y	Y			Y	
		AXYS MLA-017	MLA-017	Y	Y	Y		Y							Y	Y	Y				Y		Y						Y							Y	
	2,3,4,7,8-PeCDF	EPA 1613	MLA-017										Y	Y	Y						Y						Y	Y		Y	Y	Y	Y	Y	Y
		EPA 8290	MLA-017				Y	Y		Y	Y	Y			Y		Y		Y	Y	Y								Y			Y	Y			Y	
		AXYS MLA-017	MLA-017	Y	Y	Y		Y							Y	Y	Y				Y		Y						Y							Y	
	2,3,7,8-TCDD	EPA 1613	MLA-017										Y	Y	Y						Y						Y	Y		Y	Y	Y	Y	Y	Y

Accreditation Scope

AXYS Analytical Services Ltd.
file ref.: ACC-101 Rev.23

Compound Class	Compound	Accredited Method ID	AXYS Method ID	Pulp	Serum	Solids									Tissue						Urine	Water	Water, Drinking				Water, Non-Potable								
				CALA	CALA	CALA	California DPH	Florida DOH	Minnesota DOH	New Jersey DEP	New York DOH	Virginia DGS	Washington DE	Maine DOH	ANAB	CALA	Florida DOH	Minnesota DOH	New Jersey DEP	Virginia DGS	ANAB	CALA	CALA	Florida DOH	Minnesota DOH	New Jersey DEP	ANAB	California DPH	Florida DOH	Minnesota DOH	New Jersey DEP	New York DOH	Virginia DGS	Washington DE*	Maine DOH	ANAB	Pennsylvania DEP
		EPA 8290	MLA-017				Y	Y		Y	Y	Y			Y		Y		Y	Y	Y								Y			Y	Y			Y	
		AXYS MLA-017	MLA-017	Y	Y	Y		Y							Y	Y	Y				Y		Y						Y							Y	
	2,3,7,8-TCDF	EPA 1613	MLA-017										Y	Y	Y						Y							Y	Y		Y	Y	Y	Y	Y	Y	
		EPA 8290	MLA-017				Y	Y		Y	Y	Y			Y		Y		Y	Y	Y									Y			Y	Y			Y	
		AXYS MLA-017	MLA-017	Y	Y	Y		Y							Y	Y	Y				Y		Y							Y							Y	
	OCDD	EPA 1613	MLA-017										Y	Y	Y						Y							Y	Y		Y	Y	Y	Y	Y	Y	
		EPA 8290	MLA-017				Y	Y		Y	Y	Y			Y		Y		Y	Y	Y									Y			Y	Y			Y	
		AXYS MLA-017	MLA-017	Y	Y	Y		Y							Y	Y	Y				Y		Y							Y							Y	
	OCDF	EPA 1613	MLA-017										Y	Y	Y						Y							Y	Y		Y	Y	Y	Y	Y	Y	
		EPA 8290	MLA-017				Y	Y		Y	Y	Y			Y		Y		Y	Y	Y									Y			Y	Y			Y	
		AXYS MLA-017	MLA-017	Y	Y	Y		Y							Y	Y	Y				Y		Y							Y							Y	
	Total HpCDD	EPA 1613	MLA-017											Y	Y						Y							Y	Y						Y	Y	
		EPA 8290	MLA-017					Y		Y		Y			Y		Y		Y	Y	Y									Y				Y			Y	
		AXYS MLA-017	MLA-017					Y							Y		Y				Y									Y							Y	
	Total HpCDF	EPA 1613	MLA-017											Y	Y						Y							Y	Y						Y	Y	
		EPA 8290	MLA-017					Y		Y		Y			Y		Y		Y	Y	Y									Y				Y			Y	
		AXYS MLA-017	MLA-017					Y							Y		Y				Y									Y							Y	
	Total HxCDD	EPA 1613	MLA-017											Y	Y						Y							Y	Y						Y	Y	
		EPA 8290	MLA-017					Y		Y		Y			Y		Y		Y	Y	Y									Y				Y			Y	
		AXYS MLA-017	MLA-017					Y							Y		Y				Y									Y							Y	
	Total HxCDF	EPA 1613	MLA-017											Y	Y						Y							Y	Y						Y	Y	
		EPA 8290	MLA-017					Y		Y		Y			Y		Y		Y	Y	Y									Y				Y			Y	
		AXYS MLA-017	MLA-017					Y							Y		Y				Y									Y							Y	
	Total PeCDD	EPA 1613	MLA-017											Y	Y						Y							Y	Y						Y	Y	
		EPA 8290	MLA-017					Y		Y		Y			Y		Y		Y	Y	Y									Y				Y			Y	
		AXYS MLA-017	MLA-017					Y							Y		Y				Y									Y							Y	
	Total PeCDF	EPA 1613	MLA-017											Y	Y						Y							Y	Y						Y	Y	
		EPA 8290	MLA-017					Y		Y		Y			Y		Y		Y	Y	Y									Y				Y			Y	
		AXYS MLA-017	MLA-017					Y							Y		Y				Y									Y							Y	
	Total TCDD	EPA 1613	MLA-017											Y	Y						Y							Y	Y						Y	Y	
		EPA 8290	MLA-017					Y		Y		Y			Y		Y		Y	Y	Y									Y				Y			Y	
		AXYS MLA-017	MLA-017					Y							Y		Y				Y									Y							Y	
	Total TCDF	EPA 1613	MLA-017											Y	Y						Y							Y	Y						Y	Y	
		EPA 8290	MLA-017					Y		Y		Y			Y		Y		Y	Y	Y									Y				Y			Y	
		AXYS MLA-017	MLA-017					Y							Y		Y				Y									Y							Y	
PFC	Perfluorobutanesulfonate (PFBS)	AXYS MLA-041	MLA-041			Y		Y	Y	Y					Y																						
		AXYS MLA-042	MLA-042		Y																																
		AXYS MLA-043	MLA-043													Y	Y	Y	Y		Y																
		AXYS MLA-060	MLA-060																				Y	Y	Y	Y	Y			Y	Y	Y					Y	
	Perfluorobutanoate (PFBA)	AXYS MLA-041	MLA-041			Y		Y	Y	Y					Y																						
		AXYS MLA-042	MLA-042		Y																																
		AXYS MLA-043	MLA-043													Y	Y	Y	Y		Y																
		AXYS MLA-060	MLA-060																				Y	Y	Y	Y	Y			Y	Y	Y					Y	
	Perfluorodecanoate (PFDA)	AXYS MLA-041	MLA-041			Y		Y	Y	Y					Y																						
		AXYS MLA-042	MLA-042		Y																																
		AXYS MLA-043	MLA-043													Y	Y	Y	Y		Y																
		AXYS MLA-060	MLA-060																				Y	Y	Y	Y	Y			Y	Y	Y					Y	
	Perfluorododecanoate (PFDoA)	AXYS MLA-041	MLA-041			Y		Y	Y	Y					Y																						
		AXYS MLA-042	MLA-042		Y																																
		AXYS MLA-043	MLA-043													Y	Y	Y	Y		Y																

Accreditation Scope

AXYS Analytical Services Ltd.
file ref.: ACC-101 Rev.23

Compound Class	Compound	Accredited Method ID	AXYS Method ID	Pulp	Serum	Solids									Tissue						Urine	Water	Water, Drinking				Water, Non-Potable								
				CALA	CALA	CALA	California DPH	Florida DOH	Minnesota DOH	New Jersey DEP	New York DOH	Virginia DGS	Washington DE	Maine DOH	ANAB	CALA	Florida DOH	Minnesota DOH	New Jersey DEP	Virginia DGS	ANAB	CALA	CALA	Florida DOH	Minnesota DOH	New Jersey DEP	ANAB	California DPH	Florida DOH	Minnesota DOH	New Jersey DEP	New York DOH	Virginia DGS	Washington DE*	Maine DOH	ANAB	Pennsylvania DEP
		AXYS MLA-060	MLA-060																			Y	Y	Y	Y	Y										Y
	Perfluoroheptanoate (PFHpA)	AXYS MLA-041	MLA-041			Y		Y	Y	Y				Y																						
		AXYS MLA-042	MLA-042		Y																															
		AXYS MLA-043	MLA-043												Y	Y	Y	Y		Y																
		AXYS MLA-060	MLA-060																			Y	Y	Y	Y	Y										Y
	Perfluorohexanesulfonate (PFHxS)	AXYS MLA-041	MLA-041			Y		Y	Y	Y				Y																						
		AXYS MLA-042	MLA-042		Y																															
		AXYS MLA-043	MLA-043												Y	Y	Y	Y		Y																
		AXYS MLA-060	MLA-060																			Y	Y	Y	Y	Y										Y
	Perfluorohexanoate (PFHxA)	AXYS MLA-041	MLA-041			Y		Y	Y	Y				Y																						
		AXYS MLA-042	MLA-042		Y																															
		AXYS MLA-043	MLA-043												Y	Y	Y	Y		Y																
		AXYS MLA-060	MLA-060																			Y	Y	Y	Y	Y										Y
	Perfluorononanoate (PFNA)	AXYS MLA-041	MLA-041			Y		Y	Y	Y				Y																						
		AXYS MLA-042	MLA-042		Y																															
		AXYS MLA-043	MLA-043												Y	Y	Y	Y		Y																
		AXYS MLA-060	MLA-060																			Y	Y	Y	Y	Y										Y
	Perfluorooctane sulfonamide (PFOSA)	AXYS MLA-041	MLA-041			Y		Y	Y	Y				Y																						
		AXYS MLA-042	MLA-042		Y																															
		AXYS MLA-043	MLA-043												Y	Y	Y	Y		Y																
		AXYS MLA-060	MLA-060																			Y	Y	Y	Y	Y										Y
	Perfluorooctanesulfonate (PFOS)	AXYS MLA-041	MLA-041			Y		Y	Y	Y				Y																						
		AXYS MLA-042	MLA-042		Y																															
		AXYS MLA-043	MLA-043												Y	Y	Y	Y		Y																
		AXYS MLA-060	MLA-060																			Y	Y	Y	Y	Y										Y
	Perfluorooctanoate (PFOA)	AXYS MLA-041	MLA-041			Y		Y	Y	Y				Y																						
		AXYS MLA-042	MLA-042		Y																															
		AXYS MLA-043	MLA-043												Y	Y	Y	Y		Y																
		AXYS MLA-060	MLA-060																			Y	Y	Y	Y	Y										Y
	Perfluoropentanoate (PFPeA)	AXYS MLA-041	MLA-041			Y		Y	Y	Y				Y																						
		AXYS MLA-042	MLA-042		Y																															
		AXYS MLA-043	MLA-043												Y	Y	Y	Y		Y																
		AXYS MLA-060	MLA-060																			Y	Y	Y	Y	Y										Y
	Perfluoroundecanoate (PFUnA)	AXYS MLA-041	MLA-041			Y		Y	Y	Y				Y																						
		AXYS MLA-042	MLA-042		Y																															
		AXYS MLA-043	MLA-043												Y	Y	Y	Y		Y																
		AXYS MLA-060	MLA-060																			Y	Y	Y	Y	Y										Y
PPCP	1,7-Dimethylxanthine	EPA 1694	MLA-075											Y																				Y		
		AXYS MLA-075	MLA-075			Y																	Y														
	10-hydroxy-amitriptyline	AXYS MLA-075	MLA-075			Y																	Y														
	2-hydroxy-ibuprofen	AXYS MLA-075	MLA-075			Y																	Y														
	4-Epianhydrochlortetracycline (EACTC)	EPA 1694	MLA-075											Y																				Y		
		AXYS MLA-075	MLA-075			Y																	Y														
	4-Epianhydrotetracycline (EATC)	EPA 1694	MLA-075											Y																				Y		
		AXYS MLA-075	MLA-075			Y																	Y														
	4-Epichlortetracycline (ECTC)	EPA 1694	MLA-075											Y																				Y		
		AXYS MLA-075	MLA-075			Y																	Y														
	4-Epioxytetracycline (EOTC)	EPA 1694	MLA-075											Y																				Y		
		AXYS MLA-075	MLA-075			Y																	Y														
	4-Epitetracycline (ETC)	EPA 1694	MLA-075											Y																				Y		

Accreditation Scope

AXYS Analytical Services Ltd.
file ref.: ACC-101 Rev.23

Compound Class	Compound	Accredited Method ID	AXYS Method ID	Pulp	Serum	Solids									Tissue						Urine	Water	Water, Drinking				Water, Non-Potable								
				CALA	CALA	CALA	California DPH	Florida DOH	Minnesota DOH	New Jersey DEP	New York DOH	Virginia DGS	Washington DE	Maine DOH	ANAB	CALA	Florida DOH	Minnesota DOH	New Jersey DEP	Virginia DGS	ANAB	CALA	CALA	Florida DOH	Minnesota DOH	New Jersey DEP	ANAB	California DPH	Florida DOH	Minnesota DOH	New Jersey DEP	New York DOH	Virginia DGS	Washington DE*	Maine DOH	ANAB	Pennsylvania DEP
		AXYS MLA-075	MLA-075			Y																Y													
	Acetaminophen	EPA 1694	MLA-075											Y																				Y	
		AXYS MLA-075	MLA-075			Y																Y													
	Albuterol	EPA 1694	MLA-075											Y																				Y	
		AXYS MLA-075	MLA-075			Y																Y													
	Alprazolam	AXYS MLA-075	MLA-075			Y																Y													
	Amitriptyline	AXYS MLA-075	MLA-075			Y																Y													
	Amlodipine	AXYS MLA-075	MLA-075			Y																Y													
	Amphetamine	AXYS MLA-075	MLA-075			Y																Y													
	Anhydrochlortetracycline (ACTC)	EPA 1694	MLA-075											Y																				Y	
		AXYS MLA-075	MLA-075			Y																Y													
	Anhydrotetracycline (ATC)	EPA 1694	MLA-075											Y																				Y	
		AXYS MLA-075	MLA-075			Y																Y													
	Atenolol	AXYS MLA-075	MLA-075			Y																Y													
	Atorvastatin	AXYS MLA-075	MLA-075			Y																Y													
	Azithromycin	EPA 1694	MLA-075											Y																				Y	
		AXYS MLA-075	MLA-075			Y																Y													
	Benzoylecgonine	AXYS MLA-075	MLA-075			Y																Y													
	Benztropine	AXYS MLA-075	MLA-075			Y																Y													
	Betamethasone	AXYS MLA-075	MLA-075			Y																Y													
	Bisphenol A	EPA 1694	MLA-075											Y																				Y	
		AXYS MLA-075	MLA-075			Y																Y													
	Caffeine	EPA 1694	MLA-075											Y																				Y	
		AXYS MLA-075	MLA-075			Y																Y													
	Carbadox	EPA 1694	MLA-075											Y																				Y	
		AXYS MLA-075	MLA-075			Y																Y													
	Carbamazepine	EPA 1694	MLA-075											Y																				Y	
		AXYS MLA-075	MLA-075			Y																Y													
	Cefotaxime	EPA 1694	MLA-075											Y																				Y	
		AXYS MLA-075	MLA-075			Y																Y													
	Chlortetracycline (CTC)	EPA 1694	MLA-075											Y																				Y	
		AXYS MLA-075	MLA-075			Y																Y													
	Cimetidine	EPA 1694	MLA-075											Y																				Y	
		AXYS MLA-075	MLA-075			Y																Y													
	Ciprofloxacin	EPA 1694	MLA-075											Y																				Y	
		AXYS MLA-075	MLA-075			Y																Y													
	Clarithromycin	EPA 1694	MLA-075											Y																				Y	
		AXYS MLA-075	MLA-075			Y																Y													
	Clinafloxacin	EPA 1694	MLA-075											Y																				Y	
		AXYS MLA-075	MLA-075			Y																Y													
	Clonidine	AXYS MLA-075	MLA-075			Y																Y													
	Cloxacillin	EPA 1694	MLA-075											Y																				Y	
		AXYS MLA-075	MLA-075			Y																Y													
	Cocaine	AXYS MLA-075	MLA-075			Y																Y													
	Codeine	EPA 1694	MLA-075											Y																				Y	
		AXYS MLA-075	MLA-075			Y																Y													
	Cotinine	EPA 1694	MLA-075											Y																				Y	
		AXYS MLA-075	MLA-075			Y																Y													
	DEET (N,N-diethyl-m-toluamide)	AXYS MLA-075	MLA-075			Y																Y													
	Dehydronifedipine	EPA 1694	MLA-075											Y																				Y	

Accreditation Scope

AXYS Analytical Services Ltd.
file ref.: ACC-101 Rev.23

Compound Class	Compound	Accredited Method ID	AXYS Method ID	Pulp		Serum		Solids										Tissue						Urine		Water		Water, Drinking				Water, Non-Potable									
				CALA		CALA		CALA	California DPH	Florida DOH	Minnesota DOH	New Jersey DEP	New York DOH	Virginia DGS	Washington DE	Maine DOH	ANAB	CALA	Florida DOH	Minnesota DOH	New Jersey DEP	Virginia DGS	ANAB	CALA		CALA		Florida DOH	Minnesota DOH	New Jersey DEP	ANAB	California DPH	Florida DOH	Minnesota DOH	New Jersey DEP	New York DOH	Virginia DGS	Washington DE*	Maine DOH	ANAB	Pennsylvania DEP
		AXYS MLA-075	MLA-075					Y																		Y															
	Demeclocycline	EPA 1694	MLA-075													Y																							Y		
		AXYS MLA-075	MLA-075					Y																		Y															
	Desmethyldiltiazem	AXYS MLA-075	MLA-075					Y																		Y															
	Diazepam	AXYS MLA-075	MLA-075					Y																		Y															
	Digoxigenin	EPA 1694	MLA-075													Y																							Y		
		AXYS MLA-075	MLA-075					Y																		Y															
	Digoxin	EPA 1694	MLA-075													Y																							Y		
		AXYS MLA-075	MLA-075					Y																		Y															
	Diltiazem	EPA 1694	MLA-075													Y																							Y		
		AXYS MLA-075	MLA-075					Y																		Y															
	Diphenhydramine	EPA 1694	MLA-075													Y																							Y		
		AXYS MLA-075	MLA-075					Y																		Y															
	Doxycycline	EPA 1694	MLA-075													Y																							Y		
		AXYS MLA-075	MLA-075					Y																		Y															
	Enalapril	EPA 1694	MLA-075													Y																							Y		
		AXYS MLA-075	MLA-075					Y																		Y															
	Enrofloxacin	EPA 1694	MLA-075													Y																							Y		
		AXYS MLA-075	MLA-075					Y																		Y															
	Erythromycin	AXYS MLA-075	MLA-075					Y																		Y															
	Erythromycin anydrate	EPA 1694	MLA-075													Y																							Y		
	Flumequine	EPA 1694	MLA-075													Y																							Y		
		AXYS MLA-075	MLA-075					Y																		Y															
	Fluocinonide	AXYS MLA-075	MLA-075					Y																		Y															
	Fluoxetine	EPA 1694	MLA-075													Y																							Y		
		AXYS MLA-075	MLA-075					Y																		Y															
	Fluticasone propionate	AXYS MLA-075	MLA-075					Y																		Y															
	Furosemide	AXYS MLA-075	MLA-075					Y																		Y															
	Gemfibrozil	EPA 1694	MLA-075													Y																							Y		
		AXYS MLA-075	MLA-075					Y																		Y															
	Glipizide	AXYS MLA-075	MLA-075					Y																		Y															
	Glyburide	AXYS MLA-075	MLA-075					Y																		Y															
	Hydrochlorothiazide	AXYS MLA-075	MLA-075					Y																		Y															
	Hydrocodone	AXYS MLA-075	MLA-075					Y																		Y															
	Hydrocortisone	AXYS MLA-075	MLA-075					Y																		Y															
	Ibuprofen	EPA 1694	MLA-075													Y																							Y		
		AXYS MLA-075	MLA-075					Y																		Y															
	Isochlortetracycline (ICTC)	EPA 1694	MLA-075													Y																							Y		
		AXYS MLA-075	MLA-075					Y																		Y															
	Lincomycin	EPA 1694	MLA-075													Y																							Y		
		AXYS MLA-075	MLA-075					Y																		Y															
	Lomefloxacin	EPA 1694	MLA-075													Y																							Y		
		AXYS MLA-075	MLA-075					Y																		Y															
	Meprobamate	AXYS MLA-075	MLA-075					Y																		Y															
	Metformin	EPA 1694	MLA-075													Y																							Y		
		AXYS MLA-075	MLA-075					Y																		Y															
	Methylprednisolone	AXYS MLA-075	MLA-075					Y																		Y															
	Metoprolol	AXYS MLA-075	MLA-075					Y																		Y															
	Miconazole	EPA 1694	MLA-075													Y																							Y		
		AXYS MLA-075	MLA-075					Y																		Y															

Accreditation Scope

AXYS Analytical Services Ltd.
file ref.: ACC-101 Rev.23

Compound Class	Compound	Accredited Method ID	AXYS Method ID	Pulp		Serum		Solids										Tissue						Urine		Water		Water, Drinking				Water, Non-Potable								
				CALA		CALA		CALA	California DPH	Florida DOH	Minnesota DOH	New Jersey DEP	New York DOH	Virginia DGS	Washington DE	Maine DOH	ANAB	CALA	Florida DOH	Minnesota DOH	New Jersey DEP	Virginia DGS	ANAB	CALA		CALA		Florida DOH	Minnesota DOH	New Jersey DEP	ANAB	California DPH	Florida DOH	Minnesota DOH	New Jersey DEP	New York DOH	Virginia DGS	Washington DE*	Maine DOH	ANAB	Pennsylvania DEP
	Minocycline	EPA 1694	MLA-075													Y																						Y		
		AXYS MLA-075	MLA-075					Y																		Y														
	Naproxen	EPA 1694	MLA-075													Y																						Y		
		AXYS MLA-075	MLA-075					Y																		Y														
	Norfloxacin	EPA 1694	MLA-075													Y																						Y		
		AXYS MLA-075	MLA-075					Y																		Y														
	Norfluoxetine	AXYS MLA-075	MLA-075					Y																		Y														
	Norgestimate	EPA 1694	MLA-075													Y																						Y		
		AXYS MLA-075	MLA-075					Y																		Y														
	Norverapamil	AXYS MLA-075	MLA-075					Y																		Y														
	Ofloxacin	EPA 1694	MLA-075													Y																						Y		
		AXYS MLA-075	MLA-075					Y																		Y														
	Ormetoprim	EPA 1694	MLA-075													Y																						Y		
		AXYS MLA-075	MLA-075					Y																		Y														
	Oxacillin	EPA 1694	MLA-075													Y																						Y		
		AXYS MLA-075	MLA-075					Y																		Y														
	Oxolinic acid	EPA 1694	MLA-075													Y																						Y		
		AXYS MLA-075	MLA-075					Y																		Y														
	Oxycodone	EPA 1694	MLA-075													Y																						Y		
		AXYS MLA-075	MLA-075					Y																		Y														
	Oxytetracycline (OTC)	EPA 1694	MLA-075													Y																						Y		
		AXYS MLA-075	MLA-075					Y																		Y														
	Paroxetine	EPA 1694	MLA-075													Y																						Y		
		AXYS MLA-075	MLA-075					Y																		Y														
	Penicillin G	EPA 1694	MLA-075													Y																						Y		
		AXYS MLA-075	MLA-075					Y																		Y														
	Penicillin V	EPA 1694	MLA-075													Y																						Y		
		AXYS MLA-075	MLA-075					Y																		Y														
	Prednisolone	AXYS MLA-075	MLA-075					Y																		Y														
	Prednisone	AXYS MLA-075	MLA-075					Y																		Y														
	Promethazine	AXYS MLA-075	MLA-075					Y																		Y														
	Propoxyphene	AXYS MLA-075	MLA-075					Y																		Y														
	Propranolol	AXYS MLA-075	MLA-075					Y																		Y														
	Ranitidine	EPA 1694	MLA-075													Y																						Y		
		AXYS MLA-075	MLA-075					Y																		Y														
	Roxithromycin	EPA 1694	MLA-075													Y																						Y		
		AXYS MLA-075	MLA-075					Y																		Y														
	Sarafloxacin	EPA 1694	MLA-075													Y																						Y		
		AXYS MLA-075	MLA-075					Y																		Y														
	Sertraline	AXYS MLA-075	MLA-075					Y																		Y														
	Simvastatin	AXYS MLA-075	MLA-075					Y																		Y														
	Sulfachloropyridazine	EPA 1694	MLA-075													Y																						Y		
		AXYS MLA-075	MLA-075					Y																		Y														
	Sulfadiazine	EPA 1694	MLA-075													Y																						Y		
		AXYS MLA-075	MLA-075					Y																		Y														
	Sulfadimethoxine	EPA 1694	MLA-075													Y																						Y		
		AXYS MLA-075	MLA-075					Y																		Y														
	Sulfamerazine	EPA 1694	MLA-075													Y																						Y		
		AXYS MLA-075	MLA-075					Y																		Y														
	Sulfamethazine	EPA 1694	MLA-075													Y																						Y		

Accreditation Scope

AXYS Analytical Services Ltd.
file ref.: ACC-101 Rev.23

Compound Class	Compound	Accredited Method ID	AXYS Method ID	Pulp	Serum	Solids									Tissue						Urine	Water	Water, Drinking				Water, Non-Potable								
				CALA	CALA	CALA	California DPH	Florida DOH	Minnesota DOH	New Jersey DEP	New York DOH	Virginia DGS	Washington DE	Maine DOH	ANAB	CALA	Florida DOH	Minnesota DOH	New Jersey DEP	Virginia DGS	ANAB	CALA	CALA	Florida DOH	Minnesota DOH	New Jersey DEP	ANAB	California DPH	Florida DOH	Minnesota DOH	New Jersey DEP	New York DOH	Virginia DGS	Washington DE*	Maine DOH	ANAB	Pennsylvania DEP
		AXYS MLA-075	MLA-075			Y																Y													
	Sulfamethizole	EPA 1694	MLA-075											Y																				Y	
		AXYS MLA-075	MLA-075			Y																Y													
	Sulfamethoxazole	EPA 1694	MLA-075											Y																				Y	
		AXYS MLA-075	MLA-075			Y																Y													
	Sulfanilamide	EPA 1694	MLA-075											Y																				Y	
		AXYS MLA-075	MLA-075			Y																Y													
	Sulfathiazole	EPA 1694	MLA-075											Y																				Y	
		AXYS MLA-075	MLA-075			Y																Y													
	Tetracycline (TC)	EPA 1694	MLA-075											Y																				Y	
		AXYS MLA-075	MLA-075			Y																Y													
	Theophylline	AXYS MLA-075	MLA-075			Y																Y													
	Thiabendazole	EPA 1694	MLA-075											Y																				Y	
		AXYS MLA-075	MLA-075			Y																Y													
	Trenbolone	AXYS MLA-075	MLA-075			Y																Y													
	Trenbolone acetate	AXYS MLA-075	MLA-075			Y																Y													
	Triamterene	AXYS MLA-075	MLA-075			Y																Y													
	Triclocarban	EPA 1694	MLA-075											Y																				Y	
		AXYS MLA-075	MLA-075			Y																Y													
	Triclosan	EPA 1694	MLA-075											Y																				Y	
		AXYS MLA-075	MLA-075			Y																Y													
	Trimethoprim	EPA 1694	MLA-075											Y																				Y	
		AXYS MLA-075	MLA-075			Y																Y													
	Tylosin	EPA 1694	MLA-075											Y																				Y	
		AXYS MLA-075	MLA-075			Y																Y													
	Valsartan	AXYS MLA-075	MLA-075			Y																Y													
	Verapamil	AXYS MLA-075	MLA-075			Y																Y													
	Virginiamycin	EPA 1694	MLA-075											Y																				Y	
		AXYS MLA-075	MLA-075			Y																Y													
	Warfarin	EPA 1694	MLA-075											Y																				Y	
		AXYS MLA-075	MLA-075			Y																Y													
Targeted Metabolites	11, 14, 17-eicosatrienoic acid (eicosatrienoic acid)	AXYS MLM-001	MLM-001												Y																				
	11, 14-eicosadienoic acid	AXYS MLM-001	MLM-001												Y																				
	3-hydroxytyrosine	AXYS MLM-001	MLM-001												Y																				
	Acetylcarnitine	AXYS MLM-001	MLM-001												Y																				
	Acetylornithine	AXYS MLM-001	MLM-001												Y																				
	Alanine	AXYS MLM-001	MLM-001												Y																				
	alpha-Aminoadipic acid	AXYS MLM-001	MLM-001												Y																				
	Arginine	AXYS MLM-001	MLM-001												Y																				
	Asparagine	AXYS MLM-001	MLM-001												Y																				
	Aspartate	AXYS MLM-001	MLM-001												Y																				
	Asymmetric dimethylarginine	AXYS MLM-001	MLM-001												Y																				
	Butenylcarnitine	AXYS MLM-001	MLM-001												Y																				
	Butyrylcarnitine	AXYS MLM-001	MLM-001												Y																				
	C22:5 ISOMER 1 (tentatively all-cis-4, 8, 12, 15, 19-docosapentaenoic acid)	AXYS MLM-001	MLM-001												Y																				
	C22:5 ISOMER 2 (all-cis-7,10,13,16,19-docosapentaenoic acid (DPA)	AXYS MLM-001	MLM-001												Y																				
	C22:5 ISOMER 3 (tentatively all-cis-4, 7, 10, 13, 16-docosapentaenoic acid)	AXYS MLM-001	MLM-001												Y																				
	Carnitine	AXYS MLM-001	MLM-001												Y																				
	Carnosine	AXYS MLM-001	MLM-001												Y																				
	chenodeoxycholic acid	AXYS MLM-001	MLM-001												Y																				

Accreditation Scope

AXYS Analytical Services Ltd.
file ref.: ACC-101 Rev.23

				Pulp	Serum	Solids										Tissue						Urine	Water	Water, Drinking				Water, Non-Potable								
Compound Class	Compound	Accredited Method ID	AXYS Method ID	CALA	CALA	CALA	California DPH	Florida DOH	Minnesota DOH	New Jersey DEP	New York DOH	Virginia DGS	Washington DE	Maine DOH	ANAB	CALA	Florida DOH	Minnesota DOH	New Jersey DEP	Virginia DGS	ANAB	CALA	CALA	Florida DOH	Minnesota DOH	New Jersey DEP	ANAB	California DPH	Florida DOH	Minnesota DOH	New Jersey DEP	New York DOH	Virginia DGS	Washington DE*	Maine DOH	ANAB	Pennsylvania DEP
	cholic acid	AXYS MLM-001	MLM-001													Y																					
	Citrulline	AXYS MLM-001	MLM-001													Y																					
	Creatinine	AXYS MLM-001	MLM-001													Y																					
	Decadienylcarnitine	AXYS MLM-001	MLM-001													Y																					
	decanoic acid (capric acid)	AXYS MLM-001	MLM-001													Y																					
	Decanoylcarnitine	AXYS MLM-001	MLM-001													Y																					
	Decenoylcarnitine	AXYS MLM-001	MLM-001													Y																					
	deoxycholic acid	AXYS MLM-001	MLM-001													Y																					
	docosahexaenoic acid (DHA)	AXYS MLM-001	MLM-001													Y																					
	docosatetraenoic acid (adrenic acid)	AXYS MLM-001	MLM-001													Y																					
	Dodecanedioylcarnitine	AXYS MLM-001	MLM-001													Y																					
	Dodecanoylcarnitine	AXYS MLM-001	MLM-001													Y																					
	Dodecenoylcarnitine	AXYS MLM-001	MLM-001													Y																					
	Dopamine	AXYS MLM-001	MLM-001													Y																					
	eicosapentaenoic acid (EPA)	AXYS MLM-001	MLM-001													Y																					
	Eicosatetraenoic acid (arachidonic acid)	AXYS MLM-001	MLM-001													Y																					
	eicosatrienoic acid (dihomo-γ-linolenic acid)	AXYS MLM-001	MLM-001													Y																					
	Glutaconylcarnitine	AXYS MLM-001	MLM-001													Y																					
	Glutamate	AXYS MLM-001	MLM-001													Y																					
	Glutamine	AXYS MLM-001	MLM-001													Y																					
	Glutarylcarnitine (Hydroxyhexanoylcarnitine)	AXYS MLM-001	MLM-001													Y																					
	Glycine	AXYS MLM-001	MLM-001													Y																					
	glycochenodeoxycholic acid	AXYS MLM-001	MLM-001													Y																					
	glycocholic acid	AXYS MLM-001	MLM-001													Y																					
	glycodeoxycholic acid	AXYS MLM-001	MLM-001													Y																					
	Hexadecadienylcarnitine	AXYS MLM-001	MLM-001													Y																					
	hexadecanoic acid (palmitic acid)	AXYS MLM-001	MLM-001													Y																					
	Hexadecanoylcarnitine	AXYS MLM-001	MLM-001													Y																					
	hexadecenoic acid (palmitoleic acid)	AXYS MLM-001	MLM-001													Y																					
	Hexadecenoylcarnitine	AXYS MLM-001	MLM-001													Y																					
	Hexanoylcarnitine (Fumarylcarnitine)	AXYS MLM-001	MLM-001													Y																					
	Hexenoylcarnitine	AXYS MLM-001	MLM-001													Y																					
	Hexose (sum isomers)	AXYS MLM-001	MLM-001													Y																					
	Histamine	AXYS MLM-001	MLM-001													Y																					
	Histidine	AXYS MLM-001	MLM-001													Y																					
	Hydroxyhexadecadienylcarnitine	AXYS MLM-001	MLM-001													Y																					
	Hydroxyhexadecanoylcarnitine	AXYS MLM-001	MLM-001													Y																					
	Hydroxyhexadecenoylcarnitine	AXYS MLM-001	MLM-001													Y																					
	Hydroxylbutyrylcarnitine	AXYS MLM-001	MLM-001													Y																					
	Hydroxyoctadecenoylcarnitine	AXYS MLM-001	MLM-001													Y																					
	Hydroxyproline	AXYS MLM-001	MLM-001													Y																					
	Hydroxypropionylcarnitine	AXYS MLM-001	MLM-001													Y																					
	Hydroxysphingomyeline C14:1	AXYS MLM-001	MLM-001													Y																					
	Hydroxysphingomyeline C16:1	AXYS MLM-001	MLM-001													Y																					
	Hydroxysphingomyeline C22:1	AXYS MLM-001	MLM-001													Y																					
	Hydroxysphingomyeline C22:2	AXYS MLM-001	MLM-001													Y																					
	Hydroxysphingomyeline C24:1	AXYS MLM-001	MLM-001													Y																					
	Hydroxytetradecadienylcarnitine	AXYS MLM-001	MLM-001													Y																					
	Hydroxytetradecenoylcarnitine	AXYS MLM-001	MLM-001													Y																					
	Hydroxyvalerylcarnitine (Methylmalonylcarnitine)	AXYS MLM-001	MLM-001													Y																					

Accreditation Scope

AXYS Analytical Services Ltd.
file ref.: ACC-101 Rev.23

				Pulp	Serum	Solids										Tissue						Urine	Water	Water, Drinking				Water, Non-Potable								
Compound Class	Compound	Accredited Method ID	AXYS Method ID	CALA	CALA	CALA	California DPH	Florida DOH	Minnesota DOH	New Jersey DEP	New York DOH	Virginia DGS	Washington DE	Maine DOH	ANAB	CALA	Florida DOH	Minnesota DOH	New Jersey DEP	Virginia DGS	ANAB	CALA	CALA	Florida DOH	Minnesota DOH	New Jersey DEP	ANAB	California DPH	Florida DOH	Minnesota DOH	New Jersey DEP	New York DOH	Virginia DGS	Washington DE*	Maine DOH	ANAB	Pennsylvania DEP
	Isoleucine	AXYS MLM-001	MLM-001													Y																					
	Kynurenine	AXYS MLM-001	MLM-001													Y																					
	Leucine	AXYS MLM-001	MLM-001													Y																					
	lithocholic acid	AXYS MLM-001	MLM-001													Y																					
	Lysine	AXYS MLM-001	MLM-001													Y																					
	lysoPhosphatidylcholine acyl C14:0	AXYS MLM-001	MLM-001													Y																					
	lysoPhosphatidylcholine acyl C16:0	AXYS MLM-001	MLM-001													Y																					
	lysoPhosphatidylcholine acyl C16:1	AXYS MLM-001	MLM-001													Y																					
	lysoPhosphatidylcholine acyl C17:0	AXYS MLM-001	MLM-001													Y																					
	lysoPhosphatidylcholine acyl C18:0	AXYS MLM-001	MLM-001													Y																					
	lysoPhosphatidylcholine acyl C18:1	AXYS MLM-001	MLM-001													Y																					
	lysoPhosphatidylcholine acyl C18:2	AXYS MLM-001	MLM-001													Y																					
	lysoPhosphatidylcholine acyl C20:3	AXYS MLM-001	MLM-001													Y																					
	lysoPhosphatidylcholine acyl C20:4	AXYS MLM-001	MLM-001													Y																					
	lysoPhosphatidylcholine acyl C24:0	AXYS MLM-001	MLM-001													Y																					
	lysoPhosphatidylcholine acyl C26:1	AXYS MLM-001	MLM-001													Y																					
	lysoPhosphatidylcholine acyl C28:0	AXYS MLM-001	MLM-001													Y																					
	lysoPhosphatidylcholine acyl C28:1	AXYS MLM-001	MLM-001													Y																					
	Methionine	AXYS MLM-001	MLM-001													Y																					
	Methioninesulfoxide	AXYS MLM-001	MLM-001													Y																					
	Methylglutarylcarnitine	AXYS MLM-001	MLM-001													Y																					
	Nitrotyrosine	AXYS MLM-001	MLM-001													Y																					
	Nonaylcarnitine	AXYS MLM-001	MLM-001													Y																					
	octadecadienoic acid (linoleic acid)	AXYS MLM-001	MLM-001													Y																					
	Octadecadienylcarnitine	AXYS MLM-001	MLM-001													Y																					
	octadecanoic acid (stearic acid)	AXYS MLM-001	MLM-001													Y																					
	Octadecanoylcarnitine	AXYS MLM-001	MLM-001													Y																					
	octadecatrienoic acid (γ-linolenic acid)	AXYS MLM-001	MLM-001													Y																					
	Octadecenoylcarnitine	AXYS MLM-001	MLM-001													Y																					
	Octanoylcarnitine	AXYS MLM-001	MLM-001													Y																					
	Ornithine	AXYS MLM-001	MLM-001													Y																					
	Phenylalanine	AXYS MLM-001	MLM-001													Y																					
	Phenylethylamine	AXYS MLM-001	MLM-001													Y																					
	Phosphatidylcholine acyl-alkyl C30:0	AXYS MLM-001	MLM-001													Y																					
	Phosphatidylcholine acyl-alkyl C30:1	AXYS MLM-001	MLM-001													Y																					
	Phosphatidylcholine acyl-alkyl C30:2	AXYS MLM-001	MLM-001													Y																					
	Phosphatidylcholine acyl-alkyl C32:1	AXYS MLM-001	MLM-001													Y																					
	Phosphatidylcholine acyl-alkyl C32:2	AXYS MLM-001	MLM-001													Y																					
	Phosphatidylcholine acyl-alkyl C34:0	AXYS MLM-001	MLM-001													Y																					
	Phosphatidylcholine acyl-alkyl C34:1	AXYS MLM-001	MLM-001													Y																					
	Phosphatidylcholine acyl-alkyl C34:2	AXYS MLM-001	MLM-001													Y																					
	Phosphatidylcholine acyl-alkyl C34:3	AXYS MLM-001	MLM-001													Y																					
	Phosphatidylcholine acyl-alkyl C36:0	AXYS MLM-001	MLM-001													Y																					
	Phosphatidylcholine acyl-alkyl C36:1	AXYS MLM-001	MLM-001													Y																					
	Phosphatidylcholine acyl-alkyl C36:2	AXYS MLM-001	MLM-001													Y																					
	Phosphatidylcholine acyl-alkyl C36:3	AXYS MLM-001	MLM-001													Y																					
	Phosphatidylcholine acyl-alkyl C36:4	AXYS MLM-001	MLM-001													Y																					
	Phosphatidylcholine acyl-alkyl C36:5	AXYS MLM-001	MLM-001													Y																					
	Phosphatidylcholine acyl-alkyl C38:0	AXYS MLM-001	MLM-001													Y																					
	Phosphatidylcholine acyl-alkyl C38:1	AXYS MLM-001	MLM-001													Y																					
	Phosphatidylcholine acyl-alkyl C38:2	AXYS MLM-001	MLM-001													Y																					
	Phosphatidylcholine acyl-alkyl C38:3	AXYS MLM-001	MLM-001													Y																					
	Phosphatidylcholine acyl-alkyl C38:5	AXYS MLM-001	MLM-001													Y																					
	Phosphatidylcholine acyl-alkyl C38:6	AXYS MLM-001	MLM-001													Y																					
	Phosphatidylcholine acyl-alkyl C40:1	AXYS MLM-001	MLM-001													Y																					
	Phosphatidylcholine acyl-alkyl C40:2	AXYS MLM-001	MLM-001													Y																					
	Phosphatidylcholine acyl-alkyl C40:3	AXYS MLM-001	MLM-001													Y																					

Accreditation Scope

AXYS Analytical Services Ltd.
file ref.: ACC-101 Rev.23

Compound Class	Compound	Accredited Method ID	AXYS Method ID	Pulp	Serum	Solids									Tissue						Urine	Water	Water, Drinking				Water, Non-Potable								
				CALA	CALA	CALA	California DPH	Florida DOH	Minnesota DOH	New Jersey DEP	New York DOH	Virginia DGS	Washington DE	Maine DOH	ANAB	CALA	Florida DOH	Minnesota DOH	New Jersey DEP	Virginia DGS	ANAB	CALA	CALA	Florida DOH	Minnesota DOH	New Jersey DEP	ANAB	California DPH	Florida DOH	Minnesota DOH	New Jersey DEP	New York DOH	Virginia DGS	Washington DE*	Maine DOH	ANAB	Pennsylvania DEP
	Phosphatidylcholine acyl-alkyl C40:4	AXYS MLM-001	MLM-001												Y																				
	Phosphatidylcholine acyl-alkyl C40:5	AXYS MLM-001	MLM-001												Y																				
	Phosphatidylcholine acyl-alkyl C40:6	AXYS MLM-001	MLM-001												Y																				
	Phosphatidylcholine acyl-alkyl C42:0	AXYS MLM-001	MLM-001												Y																				
	Phosphatidylcholine acyl-alkyl C42:1	AXYS MLM-001	MLM-001												Y																				
	Phosphatidylcholine acyl-alkyl C42:2	AXYS MLM-001	MLM-001												Y																				
	Phosphatidylcholine acyl-alkyl C42:3	AXYS MLM-001	MLM-001												Y																				
	Phosphatidylcholine acyl-alkyl C42:4	AXYS MLM-001	MLM-001												Y																				
	Phosphatidylcholine acyl-alkyl C42:5	AXYS MLM-001	MLM-001												Y																				
	Phosphatidylcholine acyl-alkyl C44:3	AXYS MLM-001	MLM-001												Y																				
	Phosphatidylcholine acyl-alkyl C44:4	AXYS MLM-001	MLM-001												Y																				
	Phosphatidylcholine acyl-alkyl C44:5	AXYS MLM-001	MLM-001												Y																				
	Phosphatidylcholine acyl-alkyl C44:6	AXYS MLM-001	MLM-001												Y																				
	Phosphatidylcholine diacyl C24:0	AXYS MLM-001	MLM-001												Y																				
	Phosphatidylcholine diacyl C26:0	AXYS MLM-001	MLM-001												Y																				
	Phosphatidylcholine diacyl C28:1	AXYS MLM-001	MLM-001												Y																				
	Phosphatidylcholine diacyl C30:0	AXYS MLM-001	MLM-001												Y																				
	Phosphatidylcholine diacyl C30:2	AXYS MLM-001	MLM-001												Y																				
	Phosphatidylcholine diacyl C32:0	AXYS MLM-001	MLM-001												Y																				
	Phosphatidylcholine diacyl C32:1	AXYS MLM-001	MLM-001												Y																				
	Phosphatidylcholine diacyl C32:2	AXYS MLM-001	MLM-001												Y																				
	Phosphatidylcholine diacyl C32:3	AXYS MLM-001	MLM-001												Y																				
	Phosphatidylcholine diacyl C34:1	AXYS MLM-001	MLM-001												Y																				
	Phosphatidylcholine diacyl C34:2	AXYS MLM-001	MLM-001												Y																				
	Phosphatidylcholine diacyl C34:3	AXYS MLM-001	MLM-001												Y																				
	Phosphatidylcholine diacyl C34:4	AXYS MLM-001	MLM-001												Y																				
	Phosphatidylcholine diacyl C36:0	AXYS MLM-001	MLM-001												Y																				
	Phosphatidylcholine diacyl C36:1	AXYS MLM-001	MLM-001												Y																				
	Phosphatidylcholine diacyl C36:2	AXYS MLM-001	MLM-001												Y																				
	Phosphatidylcholine diacyl C36:3	AXYS MLM-001	MLM-001												Y																				
	Phosphatidylcholine diacyl C36:4	AXYS MLM-001	MLM-001												Y																				
	Phosphatidylcholine diacyl C36:5	AXYS MLM-001	MLM-001												Y																				
	Phosphatidylcholine diacyl C36:6	AXYS MLM-001	MLM-001												Y																				
	Phosphatidylcholine diacyl C38:0	AXYS MLM-001	MLM-001												Y																				
	Phosphatidylcholine diacyl C38:1	AXYS MLM-001	MLM-001												Y																				
	Phosphatidylcholine diacyl C38:3	AXYS MLM-001	MLM-001												Y																				
	Phosphatidylcholine diacyl C38:4	AXYS MLM-001	MLM-001												Y																				
	Phosphatidylcholine diacyl C38:5	AXYS MLM-001	MLM-001												Y																				
	Phosphatidylcholine diacyl C38:6	AXYS MLM-001	MLM-001												Y																				
	Phosphatidylcholine diacyl C40:1	AXYS MLM-001	MLM-001												Y																				
	Phosphatidylcholine diacyl C40:2	AXYS MLM-001	MLM-001												Y																				
	Phosphatidylcholine diacyl C40:3	AXYS MLM-001	MLM-001												Y																				
	Phosphatidylcholine diacyl C40:4	AXYS MLM-001	MLM-001												Y																				
	Phosphatidylcholine diacyl C40:5	AXYS MLM-001	MLM-001												Y																				
	Phosphatidylcholine diacyl C40:6	AXYS MLM-001	MLM-001												Y																				
	Phosphatidylcholine diacyl C42:0	AXYS MLM-001	MLM-001												Y																				
	Phosphatidylcholine diacyl C42:1	AXYS MLM-001	MLM-001												Y																				
	Phosphatidylcholine diacyl C42:2	AXYS MLM-001	MLM-001												Y																				
	Phosphatidylcholine diacyl C42:4	AXYS MLM-001	MLM-001												Y																				
	Phosphatidylcholine diacyl C42:5	AXYS MLM-001	MLM-001												Y																				
	Phosphatidylcholine diacyl C42:6	AXYS MLM-001	MLM-001												Y																				
	Pimelylcarnitine	AXYS MLM-001	MLM-001												Y																				
	Proline	AXYS MLM-001	MLM-001												Y																				
	Propenoylcarnitine	AXYS MLM-001	MLM-001												Y																				
	Propionylcarnitine	AXYS MLM-001	MLM-001												Y																				
	Putrescine	AXYS MLM-001	MLM-001												Y																				
	Sarcosine	AXYS MLM-001	MLM-001												Y																				
	Serine	AXYS MLM-001	MLM-001												Y																				

Accreditation Scope

AXYS Analytical Services Ltd.
file ref.: ACC-101 Rev.23

Compound Class	Compound	Accredited Method ID	AXYS Method ID	Pulp	Serum	Solids									Tissue						Urine	Water	Water, Drinking				Water, Non-Potable								
				CALA	CALA	CALA	California DPH	Florida DOH	Minnesota DOH	New Jersey DEP	New York DOH	Virginia DGS	Washington DE	Maine DOH	ANAB	CALA	Florida DOH	Minnesota DOH	New Jersey DEP	Virginia DGS	ANAB	CALA	CALA	Florida DOH	Minnesota DOH	New Jersey DEP	ANAB	California DPH	Florida DOH	Minnesota DOH	New Jersey DEP	New York DOH	Virginia DGS	Washington DE*	Maine DOH	ANAB	Pennsylvania DEP
	Serotonin	AXYS MLM-001	MLM-001												Y																				
	Spermidine	AXYS MLM-001	MLM-001												Y																				
	Spermine	AXYS MLM-001	MLM-001												Y																				
	Sphingomyeline C16:0	AXYS MLM-001	MLM-001												Y																				
	Sphingomyeline C16:1	AXYS MLM-001	MLM-001												Y																				
	Sphingomyeline C18:0	AXYS MLM-001	MLM-001												Y																				
	Sphingomyeline C18:1	AXYS MLM-001	MLM-001												Y																				
	Sphingomyeline C20:2	AXYS MLM-001	MLM-001												Y																				
	Sphingomyeline C22:3	AXYS MLM-001	MLM-001												Y																				
	Sphingomyeline C24:0	AXYS MLM-001	MLM-001												Y																				
	Sphingomyeline C24:1	AXYS MLM-001	MLM-001												Y																				
	Sphingomyeline C26:0	AXYS MLM-001	MLM-001												Y																				
	Sphingomyeline C26:1	AXYS MLM-001	MLM-001												Y																				
	Symmetric dimethylarginine	AXYS MLM-001	MLM-001												Y																				
	Taurine	AXYS MLM-001	MLM-001												Y																				
	taurochenodeoxycholic acid	AXYS MLM-001	MLM-001												Y																				
	taurocholic acid	AXYS MLM-001	MLM-001												Y																				
	taurodeoxycholic acid	AXYS MLM-001	MLM-001												Y																				
	taurolithocholic acid	AXYS MLM-001	MLM-001												Y																				
	tauroursodeoxycholic acid	AXYS MLM-001	MLM-001												Y																				
	Tetradecadienylcarnitine	AXYS MLM-001	MLM-001												Y																				
	tetradecanoic acid (myristic acid)	AXYS MLM-001	MLM-001												Y																				
	Tetradecanoylcarnitine	AXYS MLM-001	MLM-001												Y																				
	Tetradecenoylcarnitine	AXYS MLM-001	MLM-001												Y																				
	Threonine	AXYS MLM-001	MLM-001												Y																				
	Tiglylcarnitine	AXYS MLM-001	MLM-001												Y																				
	Total dimethylarginine	AXYS MLM-001	MLM-001												Y																				
	Tryptophan	AXYS MLM-001	MLM-001												Y																				
	Tyrosine	AXYS MLM-001	MLM-001												Y																				
	ursodeoxycholic acid	AXYS MLM-001	MLM-001												Y																				
	Valerylcarnitine	AXYS MLM-001	MLM-001												Y																				
	Valine	AXYS MLM-001	MLM-001												Y																				
TBBPA	Tetrabromobisphenol A	AXYS MLA-079	MLA-079		Y																													

Note*
Analysis of pesticides and PCBs in non-potable water samples by AXYS method MLA-007, with the exception of NPDES or State permitted discharges and Stormwater applications, may fall within the scope of Washington State Department of Ecology solids matrix accreditation, subject to approval of the Ecology Project Manager.

Legend

BPA and mPE	Bisphenol A and mono-Phthalate Esters
HBCDD	Hexabromocyclododecane
OC Pesticides	Organochlorine Pesticides
PAH	Polycyclic Aromatic Hydrocarbons
PBDPE	Polybrominated diphenylethers
PCB	Polychlorinated Biphenyls
PCDDF	Polychlorinated dibenzodioxins/furans
PFC	Perfluorinated Compounds
PPCP	Pharmaceutical and Personal Care Products
TBBPA	Tetrabromobisphenol A
California DPH	California Department of Public Health, Lab ID 2911
Florida DOH	Florida Department of Health, Lab ID E871007, (NELAC Standard)
Pennsylvania DEP	Pennsylvania Departmnent of Environmental Protection
Minnesota DOH	Minnesota Department of Health, Lab ID 232-999-430, (NELAC Standard)
New Jersey DEP	New Jersey Department of Environmental Protection, Lab ID CANA005, (NELAC Standard)
New York DOH	New York Department of Health, Lab ID 11674, (NELAC Standard)
Washington DE	Washington Department of Ecology, Lab ID C404
Virginia DGS	Virginia Department of General Services, Division of Consolidated Laboratory Services, Lab ID 460224, (NELAC Standard)
Maine DOH	Maine Center for Disease Control and Prevention, Department of Health and Human Services, Lab ID CN00003
CALA	Canadian Association for Laboratory Accreditation Inc., Lab ID A2637, (ISO/IEC 17025:2005 Standard)
ANAB	ANSI-ASQ National Accreditation Board, certificate AT-1861, (ISO/IEC 17025:2005 Standard)

APPENDIX I

Main Study Charles River Laboratories Dermal Penetration Study Report

FINAL REPORT

Test Facility Study No. 797160, Report No. 36843

The *In Vitro* Percutaneous Absorption of Polycyclic Aromatic Hydrocarbons Benz(a)anthracene, Benzo(a)pyrene, Benzo(b)fluoranthene, Benzo(k)fluoranthene, Chrysene and Dibenz(a,h)anthracene in Soil Samples Through Human Split-Thickness Skin

TEST FACILITY:
Charles River Laboratories Edinburgh Ltd.
Elphinstone Research Centre
Tranent, East Lothian
EH33 2NE

SPONSOR:
Arcadis U.S., Inc.
630 Plaza Drive, Suite 100
Highlands Ranch
CO 80129
USA

TABLE OF CONTENTS

1 COMPLIANCE STATEMENT 19

2 QUALITY ASSURANCE STATEMENT 20

3 RESPONSIBLE PERSONNEL 21

4 INTRODUCTION 22

5 MATERIALS AND METHODS 22

5.1 Test and Control Items 22

5.1.1 Test Items 22

5.1.2 Control Items 23

5.2 Human Skin Samples 24

5.3 Preparation of Split-Thickness Skin 24

5.4 Static Diffusion Cell Apparatus 24

5.5 Receptor Fluid 24

5.6 Solubility of Test Items in Receptor Fluid 24

5.7 Barrier Integrity Assessment 25

5.8 Pre-Dose Receptor Fluid Collection 25

5.9 Test Preparations 25

5.9.1 Test Preparation 1 25

5.9.2 Test Preparation 2 25

5.9.3 Test Preparation 3 25

5.9.4 Test Preparation 4 25

5.9.5 Test Preparation 5 25

5.9.6 Test Preparation 6 25

5.9.7 Test Preparation 7 26

5.10 Application of Test Preparation 26

5.10.1 Test Preparations 1-5 26

5.10.2 Test Preparations 6 and 7 26

5.11 Justification for Dosing Regimen 26

5.12 Receptor Fluid Sampling 26

5.13 Terminal Exposure – 24 h Post Dose 26

5.14 Terminal Post Exposure Monitoring – 72 h Post Dose 27

5.15 Analytical Method 27

5.15.1 Test Preparations 1-6 27

5.15.2 Test Preparation 7 27

5.16 Electronic Data Acquisitions and Systems 27

5.17 Data Presentation 28

5.18 Lower Limit of Quantification (LLOQ) 28

5.19 Definitions 28

5.20 Protocol Deviations 28

6 RESULTS AND DISCUSSION 29

6.1 Soil Sample FAFB-G1 Applied to Human Skin 29

6.2 Soil Sample FAFB-G2 Applied to Human Skin 29

6.3 Soil Sample FAFB-G3 Applied to Human Skin 29

6.4 Target Fragments (G2)-60 Mesh Applied to Human Skin 29

6.5 FAFB-Clean Spiked with Benzo(a)pyrene Applied to Human Skin 30

6.6 Benzo(a)pyrene in Corn Oil (*ca* 1mg/mL) Applied to Human Skin 30

6.7 [^{14}C]-Testosterone in Ethanol:water (1:1%, v/v) (*ca* 4 mg/mL) Applied to Human Skin 30

7 CONCLUSION 31

8 DISCUSSION 33

9 FIGURES 34

10 TABLES 98

11 APPENDICES 165

LIST OF FIGURES

Figure 1 Individual Absorption Profiles for Benz(a)anthracene (ng/cm^2) in Receptor Fluid Following Topical Application of Soil Sample FAFB-G1 in Test Preparation 1 to Human Split-Thickness Membranes 34
Figure 2 Absorption Profile for Benz(a)anthracene (ng/cm^2) in Receptor Fluid Following Topical Application of Soil Sample FAFB-G1 in Test Preparation 1 to Human Split-Thickness Membranes (Mean + SD, n=5) 35
Figure 3 Individual Absorption Profiles for Benzo(a)pyrene (ng/cm^2) in Receptor Fluid Following Topical Application of Soil Sample FAFB-G1 in Test Preparation 1 to Human Split-Thickness Membranes 36
Figure 4 Absorption Profile for Benz(a)pyrene (ng/cm^2) in Receptor Fluid Following Topical Application of Soil Sample FAFB-G1 in Test Preparation 1 to Human Split-Thickness Membranes (Mean + SD, n=5) 37
Figure 5 Individual Absorption Profiles for Benzo(b)fluoranthene (ng/cm^2) in Receptor Fluid Following Topical Application of Soil Sample FAFB-G1 in Test Preparation 1 to Human Split-Thickness Membranes 38
Figure 6 Absorption Profile for Benzo(b)fluoranthene (ng/cm^2) in Receptor Fluid Following Topical Application of Soil Sample FAFB-G1 in Test Preparation 1 to Human Split-Thickness Membranes (Mean + SD, n=5) 39
Figure 7 Individual Absorption Profiles for Benzo(k)fluoranthene (ng/cm^2) in Receptor Fluid Following Topical Application of Soil Sample FAFB-G1 in Test Preparation 1 to Human Split-Thickness Membranes 40
Figure 8 Absorption Profile for Benzo(k)fluoranthene (ng/cm^2) in Receptor Fluid Following Topical Application of Soil Sample FAFB-G1 in Test Preparation 1 to Human Split-Thickness Membranes (Mean + SD, n=5) 41
Figure 9 Individual Absorption Profiles for Chrysene (ng/cm^2) in Receptor Fluid Following Topical Application of Soil Sample FAFB-G1 in Test Preparation 1 to Human Split-Thickness Membranes 42
Figure 10 Absorption Profile for Chrysene (ng/cm^2) in Receptor Fluid Following Topical Application of Soil Sample FAFB-G1 in Test Preparation 1 to Human Split-Thickness Membranes (Mean + SD, n=5) 43
Figure 11 Individual Absorption Profiles for Dibenz(a,h)anthracene (ng/cm^2) in Receptor Fluid Following Topical Application of Soil Sample

FAFB-G1 in Test Preparation 1 to Human Split-Thickness Membranes 44
Figure 12 Absorption Profile for Dibenz(a,h)anthracene (ng/cm^2) in Receptor Fluid Following Topical Application of Soil Sample FAFB-G1 in Test Preparation 1 to Human Split-Thickness Membranes (Mean + SD, n=5) 45
Figure 13 Individual Absorption Profiles for Benz(a)anthracene (ng/cm^2) in Receptor Fluid Following Topical Application of Soil Sample FAFB-G2 in Test Preparation 2 to Human Split-Thickness Membranes 46
Figure 14 Absorption Profile for Benz(a)anthracene (ng/cm^2) in Receptor Fluid Following Topical Application of Soil Sample FAFB-G2 in Test Preparation 2 to Human Split-Thickness Membranes (Mean + SD, n=5) 47
Figure 15 Individual Absorption Profiles for Benzo(a)pyrene (ng/cm^2) in Receptor Fluid Following Topical Application of Soil Sample FAFB-G2 in Test Preparation 2 to Human Split-Thickness Membranes 48
Figure 16 Absorption Profile for Benz(a)pyrene (ng/cm^2) in Receptor Fluid Following Topical Application of Soil Sample FAFB-G2 in Test Preparation 2 to Human Split-Thickness Membranes (Mean + SD, n=5) 49
Figure 17 Individual Absorption Profiles for Benzo(b)fluoranthene (ng/cm^2) in Receptor Fluid Following Topical Application of Soil Sample FAFB-G2 in Test Preparation 2 to Human Split-Thickness Membranes 50
Figure 18 Absorption Profile for Benzo(b)fluoranthene (ng/cm^2) in Receptor Fluid Following Topical Application of Soil Sample FAFB-G2 in Test Preparation 2 to Human Split-Thickness Membranes (Mean + SD, n=5) 51
Figure 19 Individual Absorption Profiles for Benzo(k)fluoranthene (ng/cm^2) in Receptor Fluid Following Topical Application of Soil Sample FAFB-G2 in Test Preparation 2 to Human Split-Thickness Membranes 52
Figure 20 Absorption Profile for Benzo(k)fluoranthene (ng/cm^2) in Receptor Fluid Following Topical Application of Soil Sample FAFB-G2 in Test Preparation 2 to Human Split-Thickness Membranes (Mean + SD, n=5) 53
Figure 21 Individual Absorption Profiles for Chrysene (ng/cm^2) in Receptor Fluid Following Topical Application of Soil Sample FAFB-G2 in Test Preparation 2 to Human Split-Thickness Membranes 54

Figure 22 Absorption Profile for Chrysene (ng/cm^2) in Receptor Fluid Following Topical Application of Soil Sample FAFB-G2 in Test Preparation 2 to Human Split-Thickness Membranes (Mean + SD, n=5) 55
Figure 23 Individual Absorption Profiles for Dibenz(a,h)anthracene (ng/cm^2) in Receptor Fluid Following Topical Application of Soil Sample FAFB-G2 in Test Preparation 2 to Human Split-Thickness Membranes 56
Figure 24 Absorption Profile for Dibenz(a,h)anthracene (ng/cm^2) in Receptor Fluid Following Topical Application of Soil Sample FAFB-G2 in Test Preparation 2 to Human Split-Thickness Membranes (Mean + SD, n=5) 57
Figure 25 Individual Absorption Profiles for Benz(a)anthracene (ng/cm^2) in Receptor Fluid Following Topical Application of Soil Sample FAFB-G3 in Test Preparation 3 to Human Split-Thickness Membranes 58
Figure 26 Absorption Profile for Benz(a)anthracene (ng/cm^2) in Receptor Fluid Following Topical Application of Soil Sample FAFB-G3 in Test Preparation 3 to Human Split-Thickness Membranes (Mean + SD, n=5) 59
Figure 27 Individual Absorption Profiles for Benzo(a)pyrene (ng/cm^2) in Receptor Fluid Following Topical Application of Soil Sample FAFB-G3 in Test Preparation 3 to Human Split-Thickness Membranes 60
Figure 28 Absorption Profile for Benz(a)pyrene (ng/cm^2) in Receptor Fluid Following Topical Application of Soil Sample FAFB-G3 in Test Preparation 3 to Human Split-Thickness Membranes (Mean + SD, n=5) 61
Figure 29 Individual Absorption Profiles for Benzo(b)fluoranthene (ng/cm^2) in Receptor Fluid Following Topical Application of Soil Sample FAFB-G3 in Test Preparation 3 to Human Split-Thickness Membranes 62
Figure 30 Absorption Profile for Benzo(b)fluoranthene (ng/cm^2) in Receptor Fluid Following Topical Application of Soil Sample FAFB-G3 in Test Preparation 3 to Human Split-Thickness Membranes (Mean + SD, n=5) 63
Figure 31 Individual Absorption Profiles for Benzo(k)fluoranthene (ng/cm^2) in Receptor Fluid Following Topical Application of Soil Sample FAFB-G3 in Test Preparation 3 to Human Split-Thickness Membranes 64
Figure 32 Absorption Profile for Benzo(k)fluoranthene (ng/cm^2) in Receptor Fluid Following Topical Application of Soil Sample FAFB-G3 in Test

Preparation 3 to Human Split-Thickness Membranes (Mean + SD, n=5) 65
Figure 33 Individual Absorption Profiles for Chrysene (ng/cm^2) in Receptor Fluid Following Topical Application of Soil Sample FAFB-G3 in Test Preparation 3 to Human Split-Thickness Membranes 66
Figure 34 Absorption Profile for Chrysene (ng/cm^2) in Receptor Fluid Following Topical Application of Soil Sample FAFB-G3 in Test Preparation 3 to Human Split-Thickness Membranes (Mean + SD, n=5) 67
Figure 35 Individual Absorption Profiles for Dibenz(a,h)anthracene (ng/cm^2) in Receptor Fluid Following Topical Application of Soil Sample FAFB-G3 in Test Preparation 3 to Human Split-Thickness Membranes 68
Figure 36 Absorption Profile for Dibenz(a,h)anthracene (ng/cm^2) in Receptor Fluid Following Topical Application of Soil Sample FAFB-G3 in Test Preparation 3 to Human Split-Thickness Membranes (Mean + SD, n=5) 69
Figure 37 Individual Absorption Profiles for Benz(a)anthracene (ng/cm^2) in Receptor Fluid Following Topical Application of Target Fragments (G2) 60 Mesh in Test Preparation 4 to Human Split-Thickness Membranes 70
Figure 38 Absorption Profile for Benz(a)anthracene (ng/cm^2) in Receptor Fluid Following Topical Application of Target Fragments (G2) 60 Mesh in Test Preparation 4 to Human Split-Thickness Membranes (Mean + SD, n=5) 71
Figure 39 Individual Absorption Profiles for Benzo(a)pyrene (ng/cm^2) in Receptor Fluid Following Topical Application of Target Fragments (G2) 60 Mesh in Test Preparation 4 to Human Split-Thickness Membranes 72
Figure 40 Absorption Profile for Benz(a)pyrene (ng/cm^2) in Receptor Fluid Following Topical Application of Target Fragments (G2) 60 Mesh in Test Preparation 4 to Human Split-Thickness Membranes (Mean + SD, n=5) 73
Figure 41 Individual Absorption Profiles for Benzo(b)fluoranthene (ng/cm^2) in Receptor Fluid Following Topical Application of Target Fragments (G2) 60 Mesh in Test Preparation 4 to Human Split-Thickness Membranes 74
Figure 42 Absorption Profile for Benzo(b)fluoranthene (ng/cm^2) in Receptor Fluid Following Topical Application of Target Fragments (G2) 60 Mesh in Test Preparation 4 to Human Split-Thickness Membranes (Mean + SD, n=5) 75
Figure 43 Individual Absorption Profiles for Benzo(k)fluoranthene (ng/cm^2) in Receptor Fluid Following Topical Application of Target Fragments

(G2) 60 Mesh in Test Preparation 4 to Human Split-Thickness Membranes 76
Figure 44 Absorption Profile for Benzo(k)fluoranthene (ng/cm^2) in Receptor Fluid Following Topical Application of Target Fragments (G2) 60 Mesh in Test Preparation 4 to Human Split-Thickness Membranes (Mean + SD, n=5) 77
Figure 45 Individual Absorption Profiles for Chrysene (ng/cm^2) in Receptor Fluid Following Topical Application of Target Fragments (G2) 60 Mesh in Test Preparation 4 to Human Split-Thickness Membranes 78
Figure 46 Absorption Profiles for Chrysene (ng/cm^2) in Receptor Fluid Following Topical Application of Target Fragments (G2) 60 Mesh in Test Preparation 4 to Human Split-Thickness Membranes (Mean + SD, n=5) 79
Figure 47 Individual Absorption Profiles for Dibenz(a,h)anthracene (ng/cm^2) in Receptor Fluid Following Topical Application of Target Fragments (G2) 60 Mesh in Test Preparation 4 to Human Split-Thickness Membranes 80
Figure 48 Absorption Profile for Dibenz(a,h)anthracene (ng/cm^2) in Receptor Fluid Following Topical Application of Target Fragments (G2) 60 Mesh in Test Preparation 4 to Human Split-Thickness Membranes (Mean + SD, n=5) 81
Figure 49 Individual Absorption Profiles for Benz(a)anthracene (ng/cm^2) in Receptor Fluid Following Topical Application of Benzo(a)pyrene spiked soil in Test Preparation 5 to Human Split-Thickness Membranes 82
Figure 50 Absorption Profile for Benz(a)anthracene (ng/cm^2) in Receptor Fluid Following Topical Application of Benzo(a)pyrene spiked soil in Test Preparation 5 to Human Split-Thickness Membranes (Mean + SD, n=5) 83
Figure 51 Individual Absorption Profiles for Benzo(a)pyrene (ng/cm^2) in Receptor Fluid Following Topical Application of Benzo(a)pyrene spiked soil in Test Preparation 5 to Human Split-Thickness Membranes 84
Figure 52 Absorption Profile for Benz(a)pyrene (ng/cm^2) in Receptor Fluid Following Topical Application of Benzo(a)pyrene spiked soil in Test Preparation 5 to Human Split-Thickness Membranes (Mean + SD, n=5) 85
Figure 53 Individual Absorption Profiles for Benzo(b)fluoranthene (ng/cm^2) in Receptor Fluid Following Topical Application of Benzo(a)pyrene spiked soil in Test Preparation 5 to Human Split-Thickness Membranes 86

Figure 54 Absorption Profile for Benzo(b)fluoranthene (ng/cm^2) in Receptor Fluid Following Topical Application of Benzo(a)pyrene spiked soil in Test Preparation 5 to Human Split-Thickness Membranes (Mean + SD, n=5) 87
Figure 55 Individual Absorption Profiles for Benzo(k)fluoranthene (ng/cm^2) in Receptor Fluid Following Topical Application of Benzo(a)pyrene spiked soil in Test Preparation 5 to Human Split-Thickness Membranes 88
Figure 56 Absorption Profile for Benzo(k)fluoranthene (ng/cm^2) in Receptor Fluid Following Topical Application of Benzo(a)pyrene spiked soil in Test Preparation 5 to Human Split-Thickness Membranes (Mean + SD, n=5) 89
Figure 57 Individual Absorption Profiles for Chrysene (ng/cm^2) in Receptor Fluid Following Topical Application of Benzo(a)pyrene spiked soil in Test Preparation 5 to Human Split-Thickness Membranes 90
Figure 58 Absorption Profile for Chrysene (ng/cm^2) in Receptor Fluid Following Topical Application of Benzo(a)pyrene spiked soil in Test Preparation 5 to Human Split-Thickness Membranes (Mean + SD, n=5) 91
Figure 59 Individual Absorption Profiles for Dibenz(a,h)anthracene (ng/cm^2) in Receptor Fluid Following Topical Application of Benzo(a)pyrene spiked soil in Test Preparation 5 to Human Split-Thickness Membranes 92
Figure 60 Absorption Profile for Dibenz(a,h)anthracene (ng/cm^2) in Receptor Fluid Following Topical Application of Benzo(a)pyrene spiked soil in Test Preparation 5 to Human Split-Thickness Membranes (Mean + SD, n=5) 93
Figure 61 Individual Absorption Profiles for Benzo(a)pyrene (ng/cm^2) in Receptor Fluid Following Topical Application of Benzo(a)pyrene Dissolved in Corn Oil in Test Preparation 6 to Human Split-Thickness Membranes 94
Figure 62 Absorption Profile for Benz(a)pyrene (ng/cm^2) in Receptor Fluid Following Topical Application of Benzo(a)pyrene Dissolved in Corn Oil in Test Preparation 6 to Human Split-Thickness Membranes (Mean + SD, n=5) 95
Figure 63 Individual Absorption Profiles for [^{14}C]-Testosterone (µg equiv./cm^2) in Receptor Fluid Following Topical Application of [^{14}C]-Testosterone in Test Preparation 7 (4 mg/mL) to Human Split-Thickness Membranes 96
Figure 64 Absorption Profile for [^{14}C]-Testosterone (µg equiv./cm^2) in Receptor Fluid Following Topical Application of [^{14}C]-Testosterone in Test

Preparation 7 (4 mg/mL)to Human Split-Thickness Membranes
(Mean + SD, n=5) 97

LIST OF TABLES

Table 1 Summary of Benz(a)anthracene, Benzo(a)pyrene, Benzo(b)fluoranthene, Benzo(k)fluoranthene, Chrysene, Dibenz(a,h)anthracene and [^{14}C]-Testosterone in the Receptor Fluid (ng/cm^2) 98
Table 2 Summary of Benz(a)anthracene, Benzo(a)pyrene, Benzo(b)fluoranthene, Benzo(k)fluoranthene, Chrysene, Dibenz(a,h)anthracene and [^{14}C]-Testosterone in Tape Strips 1-5 (ng/cm^2) 99
Table 3 Summary of Benz(a)anthracene, Benzo(a)pyrene, Benzo(b)fluoranthene, Benzo(k)fluoranthene, Chrysene, Dibenz(a,h)anthracene and [^{14}C]-Testosterone in the Exposed Skin (ng/cm^2) 100
Table 4 Summary of Benz(a)anthracene, Benzo(a)pyrene, Benzo(b)fluoranthene, Benzo(k)fluoranthene, Chrysene, Dibenz(a,h)anthracene and [^{14}C]-Testosterone Dermal Delivery (ng/cm^2) 101
Table 5 Distribution of Benz(a)anthracene, Benzo(a)pyrene, Benzo(b)fluoranthene, Benzo(k)fluoranthene, Chrysene and Dibenz(a,h)anthracene (ng/cm^2) at 72 h Post Dose Following Topical Application of Soil Sample FAFB-G1 to Human Split-Thickness Membranes 102
Table 6 Cumulative Absorption (ng/cm^2) of Benz(a)anthracene into Receptor Fluid Following Topical Application of Soil Sample FAFB-G1 Test Preparation 1 to Human Split-Thickness Membranes 104
Table 7 Cumulative Absorption (ng/cm^2) of Benzo(a)pyrene into Receptor Fluid Following Topical Application of Soil Sample FAFB-G1 Test Preparation 1 to Human Split-Thickness Membranes 105
Table 8 Cumulative Absorption (ng/cm^2) of Benzo(b)fluoranthene into Receptor Fluid Following Topical Application of Soil Sample FAFB-G1 Test Preparation 1 to Human Split-Thickness Membranes 106
Table 9 Cumulative Absorption (ng/cm^2) of Benzo(k)fluoranthene into Receptor Fluid Following Topical Application of Soil Sample FAFB-G1 Test Preparation 1 to Human Split-Thickness Membranes 107
Table 10 Cumulative Absorption (ng/cm^2) of Chrysene into Receptor Fluid Following Topical Application of Soil Sample FAFB-G1 Test Preparation 1 to Human Split-Thickness Membranes 108
Table 11 Cumulative Absorption (ng/cm^2) of Dibenz(a,h)anthracene into Receptor Fluid Following Topical Application of Soil Sample FAFB-G1 Test Preparation 1 to Human Split-Thickness Membranes 109

Table 12 Mean Absorption rates (ng/cm^2/h) of Benz(a)anthracene, Benzo(a)pyrene, Benzo(b)fluoranthene, Benzo(k)fluoranthene, Chrysene and Dibenz(a,h)anthracene in Receptor Fluid Following Topical Application of Soil Sample FAFB-G1 Test Preparation 1 to Human Split-Thickness Membranes 110
Table 13 Distribution of Benz(a)anthracene, Benzo(a)pyrene, Benzo(b)fluoranthene, Benzo(k)fluoranthene, Chrysene and Dibenz(a,h)anthracene in the Stratum Corneum (Tape Strips 1-5) at 72 h Post Dose Following Topical Application of Soil Sample FAFB-G1 Test Preparation 1 to Human Split-Thickness Membranes 111
Table 14 Distribution of Benz(a)anthracene, Benzo(a)pyrene, Benzo(b)fluoranthene, Benzo(k)fluoranthene, Chrysene and Dibenz(a,h)anthracene in the Exposed Skin at 72 h Post Dose Following Topical Application of Soil Sample FAFB-G1 Test Preparation 1 to Human Split-Thickness Membranes 112
Table 15 Distribution of Benz(a)anthracene, Benzo(a)pyrene, Benzo(b)fluoranthene, Benzo(k)fluoranthene, Chrysene and Dibenz(a,h)anthracene (ng/cm2) at 72 h Post Dose Following Topical Application of Soil Sample FAFB-G2 to Human Split-Thickness Membranes 113
Table 16 Cumulative Absorption (ng/cm^2) of Benz(a)anthracene into Receptor Fluid Following Topical Application of Soil Sample FAFB-G2 Test Preparation 2 to Human Split-Thickness Membranes 115
Table 17 Cumulative Absorption (ng/cm^2) of Benzo(a)pyrene into Receptor Fluid Following Topical Application of Soil Sample FAFB-G2 Test Preparation 2 to Human Split-Thickness Membranes 116
Table 18 Cumulative Absorption (ng/cm^2) of Benzo(b)fluoranthene into Receptor Fluid Following Topical Application of Soil Sample FAFB-G2 Test Preparation 2 to Human Split-Thickness Membranes 117
Table 19 Cumulative Absorption (ng/cm^2) of Benzo(k)fluoranthene into Receptor Fluid Following Topical Application of Soil Sample FAFB-G2 Test Preparation 2 to Human Split-Thickness Membranes 118
Table 20 Cumulative Absorption (ng/cm^2) of Chrysene into Receptor Fluid Following Topical Application of Soil Sample FAFB-G2 Test Preparation 2 to Human Split-Thickness Membranes 119
Table 21 Cumulative Absorption (ng/cm^2) of Dibenz(a,h)anthracene into Receptor Fluid Following Topical Application of Soil Sample FAFB-G2 Test Preparation 2 to Human Split-Thickness Membranes 120
Table 22 Mean Absorption rates (ng/cm^2/h) of Benz(a)anthracene, Benzo(a)pyrene, Benzo(b)fluoranthene, Benzo(k)fluoranthene, Chrysene and Dibenz(a,h)anthracene in Receptor Fluid Following

Topical Application of Soil Sample FAFB-G2 Test Preparation 2 to Human Split-Thickness Membranes 121
Table 23 Distribution of Benz(a)anthracene, Benzo(a)pyrene, Benzo(b)fluoranthene, Benzo(k)fluoranthene, Chrysene and Dibenz(a,h)anthracene in the Stratum Corneum (Tape Strips 1-5) at 72 h Post Dose Following Topical Application of Soil Sample FAFB-G2 Test Preparation 2 to Human Split-Thickness Membranes 122
Table 24 Distribution of Benz(a)anthracene, Benzo(a)pyrene, Benzo(b)fluoranthene, Benzo(k)fluoranthene, Chrysene and Dibenz(a,h)anthracene in the Exposed Skin at 72 h Post Dose Following Topical Application of Soil Sample FAFB-G2 Test Preparation 2 to Human Split-Thickness Membranes 123
Table 25 Distribution of Benz(a)anthracene, Benzo(a)pyrene, Benzo(b)fluoranthene, Benzo(k)fluoranthene, Chrysene and Dibenz(a,h)anthracene (ng/cm^2) at 72 h Post Dose Following Topical Application of Soil Sample FAFB-G3 to Human Split-Thickness Membranes 124
Table 26 Cumulative Absorption (ng/cm^2) of Benz(a)anthracene into Receptor Fluid Following Topical Application of Soil Sample FAFB-G3 Test Preparation 3 to Human Split-Thickness Membranes 126
Table 27 Cumulative Absorption (ng/cm^2) of Benzo(a)pyrene into Receptor Fluid Following Topical Application of Soil Sample FAFB-G3 Test Preparation 3 to Human Split-Thickness Membranes 127
Table 28 Cumulative Absorption (ng/cm^2) of Benzo(b)fluoranthene into Receptor Fluid Following Topical Application of Soil Sample FAFB-G3 Test Preparation 3 to Human Split-Thickness Membranes 128
Table 29 Cumulative Absorption (ng/cm^2) of Benzo(k)fluoranthene into Receptor Fluid Following Topical Application of Soil Sample FAFB-G3 Test Preparation 3 to Human Split-Thickness Membranes 129
Table 30 Cumulative Absorption (ng/cm^2) of Chrysene into Receptor Fluid Following Topical Application of Soil Sample FAFB-G3 Test Preparation 3 to Human Split-Thickness Membranes 130
Table 31 Cumulative Absorption (ng/cm^2) of Dibenz(a,h)anthracene into Receptor Fluid Following Topical Application of Soil Sample FAFB-G3 Test Preparation 3 to Human Split-Thickness Membranes 131
Table 32 Mean Absorption rates ($ng/cm^2/h$) of Benz(a)anthracene, Benzo(a)pyrene, Benzo(b)fluoranthene, Benzo(k)fluoranthene, Chrysene and Dibenz(a,h)anthracene in Receptor Fluid Following Topical Application of Soil Sample FAFB-G3 Test Preparation 3 to Human Split-Thickness Membranes 132
Table 33 Distribution of Benz(a)anthracene, Benzo(a)pyrene, Benzo(b)fluoranthene, Benzo(k)fluoranthene, Chrysene and

Dibenz(a,h)anthracene in the Stratum Corneum (Tape Strips 1-5) at 72 h Post Dose Following Topical Application of Soil Sample FAFB-G3 Test Preparation 3 to Human Split-Thickness Membranes 133
Table 34 Distribution of Benz(a)anthracene, Benzo(a)pyrene, Benzo(b)fluoranthene, Benzo(k)fluoranthene, Chrysene and Dibenz(a,h)anthracene in the Exposed Skin at 72 h Post Dose Following Topical Application of Soil Sample FAFB-G3 Test Preparation 3 to Human Split-Thickness Membranes 134
Table 35 Distribution of Benz(a)anthracene, Benzo(a)pyrene, Benzo(b)fluoranthene, Benzo(k)fluoranthene, Chrysene and Dibenz(a,h)anthracene (ng/cm^2) at 72 h Post Dose Following Topical Application of Target Fragments (G2)-Mesh to Human Split-Thickness Membranes 135
Table 36 Cumulative Absorption (ng/cm^2) of Benz(a)anthracene into Receptor Fluid Following Topical Application of Target Fragments (G2)-Mesh Test Preparation 4 to Human Split-Thickness Membranes 137
Table 37 Cumulative Absorption (ng/cm^2) of Benzo(a)pyrene into Receptor Fluid Following Topical Application of Target Fragments (G2)-Mesh Test Preparation 4 to Human Split-Thickness Membranes 138
Table 38 Cumulative Absorption (ng/cm^2) of Benzo(b)fluoranthene into Receptor Fluid Following Topical Application of Target Fragments (G2)-Mesh Test Preparation 4 to Human Split-Thickness Membranes 139
Table 39 Cumulative Absorption (ng/cm^2) of Benzo(k)fluoranthene into Receptor Fluid Following Topical Application of Target Fragments (G2)-Mesh Test Preparation 4 to Human Split-Thickness Membranes 140
Table 40 Cumulative Absorption (ng/cm^2) of Chrysene into Receptor Fluid Following Topical Application of Target Fragments (G2)-Mesh Test Preparation 4 to Human Split-Thickness Membranes 141
Table 41 Cumulative Absorption (ng/cm^2) of Dibenz(a,h)anthracene into Receptor Fluid Following Topical Application of Target Fragments (G2)-Mesh Test Preparation 4 to Human Split-Thickness Membranes 142
Table 42 Mean Absorption rates ($ng/cm^2/h$) of Benz(a)anthracene, Benzo(a)pyrene, Benzo(b)fluoranthene, Benzo(k)fluoranthene, Chrysene and Dibenz(a,h)anthracene in Receptor Fluid Following Topical Application of Target Fragments (G2)-Mesh Test Preparation 4 to Human Split-Thickness Membranes 143
Table 43 Distribution of Benz(a)anthracene, Benzo(a)pyrene, Benzo(b)fluoranthene, Benzo(k)fluoranthene, Chrysene and Dibenz(a,h)anthracene in the Stratum Corneum (Tape Strips 1-5) at 72 h Post Dose Following Topical Application of Target Fragments (G2)-Mesh Test Preparation 4 to Human Split-Thickness Membranes 144

Table 44 Distribution of Benz(a)anthracene, Benzo(a)pyrene, Benzo(b)fluoranthene, Benzo(k)fluoranthene, Chrysene and Dibenz(a,h)anthracene in the Exposed Skin at 72 h Post Dose Following Topical Application of Target Fragments (G2)-Mesh Test Preparation 4 to Human Split-Thickness Membranes 145
Table 45 Distribution of Benz(a)anthracene, Benzo(a)pyrene, Benzo(b)fluoranthene, Benzo(k)fluoranthene, Chrysene and Dibenz(a,h)anthracene (ng/cm^2) at 72 h Post Dose Following Topical Application of Benzo(a)pyrene Spiked Soil to Human Split-Thickness Membranes 146
Table 46 Cumulative Absorption (ng/cm^2) of Benz(a)anthracene into Receptor Fluid Following Topical Application of Benzo(a)pyrene Spiked Soil Test Preparation 5 to Human Split-Thickness Membranes 148
Table 47 Cumulative Absorption (ng/cm^2) of Benzo(a)pyrene into Receptor Fluid Following Topical Application of Benzo(a)pyrene Spiked Soil Test Preparation 5 to Human Split-Thickness Membranes 149
Table 48 Cumulative Absorption (ng/cm^2) of Benzo(b)fluoranthene into Receptor Fluid Following Topical Application of Benzo(a)pyrene Spiked Soil Test Preparation 5 to Human Split-Thickness Membranes 150
Table 49 Cumulative Absorption (ng/cm^2) of Benzo(k)fluoranthene into Receptor Fluid Following Topical Application of Benzo(a)pyrene Spiked Soil Test Preparation 5 to Human Split-Thickness Membranes 151
Table 50 Cumulative Absorption (ng/cm^2) of Chrysene into Receptor Fluid Following Topical Application of Benzo(a)pyrene Spiked Soil Test Preparation 5 to Human Split-Thickness Membranes 152
Table 51 Cumulative Absorption (ng/cm^2) of Dibenz(a,h)anthracene into Receptor Fluid Following Topical Application of Benzo(a)pyrene Spiked Soil Test Preparation 5 to Human Split-Thickness Membranes 153
Table 52 Mean Absorption rates (ng/cm^2/h) of Benz(a)anthracene, Benzo(a)pyrene, Benzo(b)fluoranthene, Benzo(k)fluoranthene, Chrysene and Dibenz(a,h)anthracene in Receptor Fluid Following Topical Application of Benzo(a)pyrene Spiked Soil Test Preparation 5 to Human Split-Thickness Membranes 154
Table 53 Distribution of Benz(a)anthracene, Benzo(a)pyrene, Benzo(b)fluoranthene, Benzo(k)fluoranthene, Chrysene and Dibenz(a,h)anthracene in the Stratum Corneum (Tape Strips 1-5) at 72 h Post Dose Following Topical Application of Benzo(a)pyrene Spiked Soil Test Preparation 5 to Human Split-Thickness Membranes 155
Table 54 Distribution of Benz(a)anthracene, Benzo(a)pyrene, Benzo(b)fluoranthene, Benzo(k)fluoranthene, Chrysene and Dibenz(a,h)anthracene in the Exposed Skin at 72 h Post Dose

Following Topical Application of Benzo(a)pyrene Spiked Soil Test Preparation 5 to Human Split-Thickness Membranes 156
Table 55 Distribution of Benzo(a)pyrene (ng/cm^2) at 72 h Post Dose Following Topical Application of Benzo(a)pyrene Dissolved in Corn Oil Test Preparation 6 to Human Split-Thickness Membranes 157
Table 56 Cumulative Absorption (ng/cm^2) of Benzo(a)pyrene into Receptor Fluid Following Topical Application of Benzo(a)pyrene Dissolved in Corn Oil Test Preparation 6 to Human Split-Thickness Membranes 158
Table 57 Mean Absorption rates (ng/cm^2/h) of Benzo(a)pyrene in Receptor Fluid Following Topical Application of Benzo(a)pyrene Dissolved in Corn Oil Test Preparation 6 to Human Split-Thickness Membranes 159
Table 58 Distribution of Benzo(a)pyrene in the Stratum Corneum (Tape Strips 1-5) at 72 h Post Dose Following Topical Application of Benzo(a)pyrene Dissolved in Corn Oil Test Preparation 6 to Human Split-Thickness Membranes 160
Table 59 Distribution of Benzo(a)pyrene in the Exposed Skin at 72 h Post Dose Following Topical Application of Benzo(a)pyrene Dissolved in Corn Oil Test Preparation 6 to Human Split-Thickness Membranes 161
Table 60 Distribution of [^{14}C]-Testosterone (µg equiv./cm^2) at 72 h Post Dose Following Topical Application of [^{14}C]-Testosterone Test Preparation 7 to Human Split-Thickness Membranes 162
Table 61 Cumulative Absorption (µg equiv/cm^2) of [^{14}C]-Testosterone into Receptor Fluid Following Topical Application of [^{14}C]-Testosterone Test Preparation 7 to Human Split-Thickness Membranes 163
Table 62 Mean Absorption rates (ng equiv./cm^2/h) of [^{14}C]-Testosterone in Receptor Fluid Following Topical Application of [^{14}C]-Testosterone Test Preparation 7 to Human Split-Thickness Membranes 164

LIST OF APPENDICES

Appendix 1 HPLC-FLD Data 165
Appendix 2 Human Skin Donor Details 183
Appendix 3 Thickness of Full and Split-Thickness Skin Membranes 184
Appendix 4 Cross Reference of Cell Number with Donor Number and Electrical Resistance for Live Phase 185
Appendix 5 Epidermis Removal by Tape Stripping 186
Appendix 6 OECD Guidance Document No. 28 Glossary of Terms 187

1 COMPLIANCE STATEMENT

Study Title: The *In Vitro* Percutaneous Absorption of Polycyclic Aromatic Hydrocarbons Benz(a)anthracene, Benzo(a)pyrene, Benzo(b)fluoranthene, Benzo(k)fluoranthene, Chrysene and Dibenz(a,h)anthracene in Soil Samples Through Human Split-Thickness Skin

GLP regulations are not applicable to studies of this nature therefore no claim of GLP compliance is made. Nevertheless, as Study Director, I confirm that this study was conducted in a GLP compliant facility and that the practices and procedures adopted during its conduct were consistent with the OECD Principles of Good Laboratory Practice as incorporated into the United Kingdom Statutory Instrument for GLP.

The study was conducted according to the procedures herein described and this report represents a true and accurate record of the results obtained.



04 MAR 2016.

Craig Blackstock BSc
Study Director

Date

Charles River Laboratories Edinburgh Ltd.
Elphinstone Research Centre
Tranent, East Lothian
EH33 2NE

2 QUALITY ASSURANCE STATEMENT

This study has not been subjected to any study specific Quality Assurance procedures.

3 RESPONSIBLE PERSONNEL

Study Director:	Craig Blackstock BSc
Individual Scientist	Campbell Barkby, BSc PhD
Report Compilation:	Craig Blackstock BSc Tadeja Kerin BSc
Staff Involved:	Pamela Methven MPharm MSc Claire Haldane BSc MSc Tadeja Kerin BSc Chloe Stephen Alan Horne HND Maria Alice Ciobanu BSc Liisa Prisk BSc MSc Craig Blackstock BSc Joy Millican BSc Linda Allan BSc Nuria Morcillo BSc Laura Young BSc Gary Wicksted BSc Jennifer White BSc Christopher Montgomerie BSc Diane Gbahouo BSc Daren Spark BSc MSc

4 INTRODUCTION

The chemicals of concern in the test items for this study were high-molecular weight Polycyclic Aromatic Hydrocarbons (PAHs) including Benz(a)anthracene (B(a)A), Benzo(a)pyrene (B(a)P), Benzo(b)fluoranthene (B(b)F), Benzo(k)fluoranthene (B(k)F), Chrysene and Dibenz(a,h)anthracene (DB(a,h)A). The PAHs are found in the clay targets used at trap and skeet ranges, which are ceramic discs composed of coal tar pitch and limestone. Fragments of these clay targets are found in the soil in the vicinity of the firing positions at these trap and skeet range sites. The test items for this study were soil samples with clay target fragments that have been sieved to 250 micron and homogenized. Documentation of concentrations of PAHs in the test items has been provided by the Sponsor.

As part of the baseline risk assessment of PAHs in the soil at these ranges, this study was conducted to assess the rate and extent of absorption of 6 PAHs, following topical application to human skin. In addition, one spiked soil sample (control soil spiked with Benzo(a)pyrene) and one sample of pulverised clay target were tested. A solution of Benzo(a)pyrene in corn oil (*ca* 1 mg/mL) and a solution of [^{14}C]-Testosterone in ethanol:water (1:1, v/v) (*ca* 4 mg/mL) were also tested.

The analytical procedure for the six PAHs was based on HPLC-FLD methodology developed under Charles River Study No. 322810. A seventh PAH, Indeno(1,2,3-cd)pyrene, was also evaluated under the development study. However, analytical limitations eliminated its evaluation in this dermal penetration study. Indeno(1,2,3-cd)pyrene is not a driver for the site and its elimination from the dermal penetration study does not adversely affect the interpretation of the study results.

5 MATERIALS AND METHODS

5.1 Test and Control Items

5.1.1 Test Items

The following test items were supplied by Ricerca and were stored in a refrigerator set to maintain a temperature of 4°C when not in use.

Name	Description	Batch
FAFB-G1	Foster Air Force Base Soil Contaminated with PAHs	HS15040099
FAFB-G2	Foster Air Force Base Soil Contaminated with PAHs	HS15040097
FAFB-G3	Foster Air Force Base Soil Contaminated with PAHs	HS15040080
FAFB-Clean Spiked with Benzo(a)pyrene	Clean control soil spiked with benzo(a)pyrene	HS15040080-17

The following test item was supplied by ALS Environmental and was stored at ambient temperature when not in use.

Name	Description	Batch
Target Fragments (G2)-60 Mesh	Pulverised Clay Target Fragments	94160

5.1.2 Control Items

5.1.2.1 Radiolabelled Testosterone

Carbon-14 labelled Testosterone was obtained from Quotient Bioresearch (Radiochemicals) Limited and was stored in a freezer set to maintain a temperature at -20°C in the dark when not in use. The radiochemical was supplied as a clear and colourless solution in ethanol and was accompanied by a Product Specification Sheet which included the following information:

Name:	[^{14}C]-Testosterone
Batch No:	CFQ41371
Specific Activity:	57 mCi/mmol (196.4 µCi/mg)

The structure and site of labelling (*) of [^{14}C]-Testosterone are shown below.

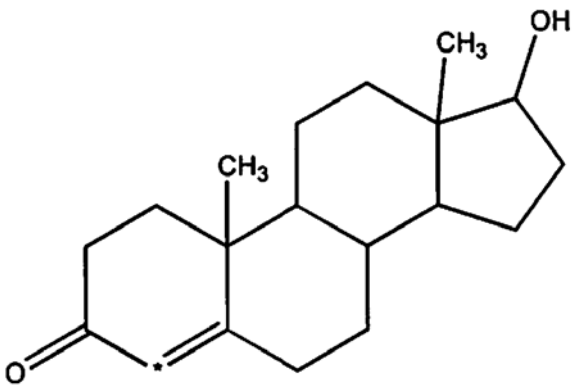

The chemical authenticity of the radiolabelled test item was confirmed by co-chromatography with authentic non-radiolabelled test item. The radiochemical purity of the [^{14}C]-Testosterone was determined to be 100%.

5.1.2.2 Benzo(a)pyrene

Benzo(a)pyrene (Batch No. LC09534V, expiry date September 2017) was supplied by Sigma-Aldrich and was stored at ambient temperature when not in use.

5.2 Human Skin Samples

Five samples of full-thickness human skin (three abdominal and two breast) were obtained from male and female patients aged 23 to 65 years old. The skin samples were obtained from NHS Lothian, St. John's Hospital, Livingston, UK. On arrival at Charles River, the samples were cleaned of subcutaneous fat and connective tissue using a scalpel blade. The skin samples were washed under cold running water and dried using tissue paper. The skin samples were then cut into smaller pieces, wrapped in aluminium foil or vacuum packed, placed in self sealing plastic bags and stored in a freezer set to maintain a temperature of -20°C until use. The sample details are shown in Appendix 2.

5.3 Preparation of Split-Thickness Skin

Human skin samples were removed from storage (-20°C), allowed to thaw at ambient temperature and cut to a 200-400 µm depth using a Zimmer® electric dermatome. The split-thickness membranes were stored in a freezer set to maintain a temperature of -20°C for maximum period of 2 months prior to use. The thickness of the full-thickness and split-thickness skin membranes is provided in Appendix 3.

5.4 Static Diffusion Cell Apparatus

A static diffusion cell system (PermeGear Inc) was used. The static diffusion cells were placed in a manifold on a magnetic stirrer plate heated *via* a circulating water bath to maintain the skin surface temperature at 32°C ± 1°C. The water baths were calibrated prior to use and the temperature for each cell was recorded (31.3°C to 32.8°C).

The surface area of the exposed skin within the cells was 3.14 cm^2. The receptor chamber volume was nominally 10 mL, with each receptor chamber individually marked with the actual volume by the manufacturer.

5.5 Receptor Fluid

Phosphate buffered saline containing polyoxyethylene 20 oleyl ether (PEG, *ca* 6%, w/v), sodium azide (*ca* 0.01%, w/v), streptomycin (0.1 mg/mL) and penicillin (100 units/mL) was chosen as the receptor fluid for this study. The pH was confirmed and adjusted to pH 7.4 +/- 0.1, if required. The receptor fluid was degassed by sonication and stored in a fridge set to maintain a temperature of 4°C until use.

5.6 Solubility of Test Items in Receptor Fluid

The solubility of the test items in the receptor fluid was not confirmed.

5.7 Barrier Integrity Assessment

The electrical resistance was measured using a Tinsley Databridge (Model 6401) set at low voltage alternating current, 1000 Hz with a maximum voltage of 300 mV root-mean-squared (rms) in the parallel equivalent circuit mode. Any skin sample exhibiting a resistance less than 4 kΩ was excluded from subsequent absorption measurements. A cross reference of skin cell number, donor number and electrical resistance (kΩ) is presented in Appendix 4.

5.8 Pre-Dose Receptor Fluid Collection

Prior to dosing, a 300 µL sample of receptor fluid was removed from the receptor chamber collection arm using a positive displacement pipette. The receptor fluid volume was then maintained by the addition of fresh receptor fluid up to the calibration line on the receptor chamber collection arm. Methanol:scintillation fluid (12 mL)was added to the samples for Cells 31-35.

5.9 Test Preparations

5.9.1 Test Preparation 1

Soil Sample FAFB-G1.

5.9.2 Test Preparation 2

Soil Sample FAFB-G2.

5.9.3 Test Preparation 3

Soil Sample FAFB-G3.

5.9.4 Test Preparation 4

Target Fragments (G2)-60 Mesh.

5.9.5 Test Preparation 5

Benzo(a)pyrene spiked soil.

5.9.6 Test Preparation 6

Benzo(a)pyrene was dissolved in corn oil at a final concentration of *ca* 1 mg/mL.

5.9.7 Test Preparation 7

[^{14}C]-Testosterone was incorporated into ethanol:water (1:1%, v/v) at a final concentration of *ca* 4 mg/mL.

5.10 Application of Test Preparation

5.10.1 Test Preparations 1-5

A single *ca* 31.4 mg dose of Test Preparation 1 (*ca* 10 mg/cm^2) was applied to 5 samples of human skin obtained from five different donors. After application, artificial sweat (physiological saline) was applied to the skin at the same application rate (10 mg/cm^2). The pipette tip was used to gently mix the soil and saline on the skin surface. The donor chamber of the cells was not be occluded and so was left open to the atmosphere. Test Preparations 2-5 were applied using the same procedure.

5.10.2 Test Preparations 6 and 7

A single 31.4 µL dose of Test Preparation 6 (10 µL/cm^2) was applied to 5 samples of human skin obtained from five different donors. The test preparation was applied to the stratum corneum surface of the skin using a positive displacement pipette. The donor chamber of the cells was not occluded and so was left open to the atmosphere. Test Preparation 7 was applied using the same procedure.

5.11 Justification for Dosing Regimen

The application rates (*ca* 10 mg/cm^2 or 10 µL cm^2) were agreed with the Sponsor prior to study commencement.

5.12 Receptor Fluid Sampling

The receptor fluid was stirred continuously over the 72 h monitoring period. Receptor fluid aliquots were collected at 1, 2, 4, 8, 16, 24, 36, 48, 60 and 72 h post dose as described in Section 5.8. The receptor fluid volume was not maintained after the 72 h collection. All receptor fluid samples were stored in a freezer set to maintain a temperature of -20°C prior to analysis. Methanol:scintillation fluid (12 mL)was added to the samples for Cells 31-35.

5.13 Terminal Exposure – 24 h Post Dose

At 24 h post dose, the exposure period was terminated by applying ultra-pure water in aliquots (5 mL total volume) to the skin surface. Each aliquot (1 mL) was aspirated on the skin surface. The skin surface and cells were dried with tissue paper swabs after washing. This process was then repeated. For the solid test preparations mixed with saline (Test

Preparations 1-5), additional tissue swabs were employed prior to washing to assist with removal. The water washings (skin wash) and tissue swabs were retained against future interest.

5.14 Terminal Post Exposure Monitoring – 72 h Post Dose

At 72 h post dose, the cells were dismantled. The receptor chamber was emptied and rinsed with methanol (*ca* 40 mL). The skin was dried with tissue swabs. The stratum corneum was partially removed using 5 successive tape strips (D-Squame® tapes). If any epidermis was inadvertently removed during tape stripping this was recorded (see Appendix 5). Tapes were pooled as a single sample for analysis. The skin under the cell flange (unexposed skin) was cut off from the exposed skin and the exposed skin retained for analysis. Methanol (10 mL) was added to each exposed skin and tape strip sample to extract the test item prior to analysis. The donor chamber wash, tissue swabs and unexposed skin were retained against future interest.

5.15 Analytical Method

5.15.1 Test Preparations 1-6

The analytical procedure was based on HPLC-FLD methodology developed under Charles River Study No. 322810. Assay linearity, intra-batch assay accuracy and precision, assay selectivity, recovery from skin and tape strips and re-injection stability were all confirmed prior to analysis of the absorption experiment samples.

5.15.2 Test Preparation 7

All samples were counted together with representative blanks using a liquid scintillation analyser (Packard 2100-TR) with automatic quench correction by external standard. Representative blank sample values were subtracted from sample count rates to give net d.p.m. per sample. Prior to analysis, samples were allowed to stabilise with regard to light and temperature.

5.16 Electronic Data Acquisitions and Systems

The data was transferred into Microsoft® Office Excel® 2007 for calculation of result tables and graphs.

Chromatography data were acquired using Atlas 2002 version 6.18 (Thermo Electron Corporation, St George's Court, Hanover Business Park, Altrincham, Cheshire, WA14 5TP, United Kingdom).

5.17 Data Presentation

Data presented in results, tables, figures and appendices are computer generated and rounded appropriately for inclusion in the report. As a consequence, calculation of values from data presented will, in some instances, yield minor variations.

5.18 Lower Limit of Quantification (LLOQ)

The LLOQ values for each analyte were as follows:

Test Item	LLOQ (ng/mL)
B(a)A	0.1
B(a)P	0.1
B(b)F	0.5
B(k)F	0.1
Chrysene	0.5
DB(a,h)A	0.1

Where sample analysis yielded a value <LLOQ, the LLOQ has been used for any subsequent calculations. Entry of the LLOQ values resulted in the following minimum absorption and distribution values:

	Minimum Value (ng/cm^2) Based on All Data <LLOQ					
	B(a)A	B(a)P	B(b)F	B(k)F	Chrysene	DB(a,h)A
Absorbed Dose	0.40	0.40	2.02	0.40	2.02	0.40
Tape Strips 1-5	0.32	0.32	1.59	0.32	1.59	0.32
Exposed Skin	0.32	0.32	1.59	0.32	1.59	0.32
Dermal Delivery	0.72	0.72	3.61	0.72	3.61	0.72

Receptor fluid values are based on a cell receptor chamber volume of exactly 10 mL (individual receptor chamber volumes may be slightly higher or lower than 10 mL).

5.19 Definitions

The definitions used are taken directly from the OECD Guidance Document No. 28. For the definitions see Appendix 6.

5.20 Protocol Deviations

The study was performed in accordance with the protocol for Charles River Study No. 797160.

6 RESULTS AND DISCUSSION

A summary of the absorbed dose, tape strip 1-5, exposed skin and dermal delivery results are shown in Table 1 to Table 4, respectively.

6.1 Soil Sample FAFB-G1 Applied to Human Skin

Soil Sample FAFB-G1 was applied to a total of five samples of human skin obtained from five different donors that had previously passed the electrical resistance barrier integrity assessment. The individual absorption profiles and the mean absorption profiles for each analyte are shown in Figure 1 to Figure 12. The distribution data is provided in Table 5. The receptor fluid data are shown in Table 6 to Table 12. The tape strip 1-5 data are shown in Table 13. The exposed skin data are shown in Table 14.

6.2 Soil Sample FAFB-G2 Applied to Human Skin

Soil Sample FAFB-G2 was applied to a total of five samples of human skin obtained from five different donors that had previously passed the electrical resistance barrier integrity assessment. The individual absorption profiles and the mean absorption profiles for each analyte are shown in Figure 13 to Figure 24. The distribution data is provided in Table 15. The receptor fluid data are shown in Table 16 to Table 22. The tape strip 1-5 data are shown in Table 23. The exposed skin data are shown in Table 24.

6.3 Soil Sample FAFB-G3 Applied to Human Skin

Soil Sample FAFB-G3 was applied to a total of five samples of human skin obtained from five different donors that had previously passed the electrical resistance barrier integrity assessment. The individual absorption profiles and the mean absorption profiles for each analyte are shown in Figure 25 to Figure 36. The distribution data is provided in Table 25. The receptor fluid data are shown in Table 26 to Table 32. The tape strip 1-5 data are shown in Table 33. The exposed skin data are shown in Table 34.

6.4 Target Fragments (G2)-60 Mesh Applied to Human Skin

Target Fragments (G2)-60 Mesh was applied to a total of five samples of human skin obtained from five different donors that had previously passed the electrical resistance barrier integrity assessment. The individual absorption profiles and the mean absorption profiles for each analyte are shown in Figure 37 to Figure 48. The distribution data is provided in Table 35. The receptor fluid data are shown in Table 36 to Table 42. The tape strip 1-5 data are shown in Table 43. The exposed skin data are shown in Table 44.

6.5 FAFB-Clean Spiked with Benzo(a)pyrene Applied to Human Skin

FAFB-Clean Spiked with Benzo(a)pyrene was applied to a total of five samples of human skin obtained from five different donors that had previously passed the electrical resistance barrier integrity assessment. The individual absorption profiles and the mean absorption profiles for each analyte are shown in Figure 49 - Figure 60. The distribution data is provided in Table 45. The receptor fluid data are shown in Table 46 to Table 52. The tape strip 1-5 data are shown in Table 53. The exposed skin data are shown in Table 54.

6.6 Benzo(a)pyrene in Corn Oil (*ca* 1mg/mL) Applied to Human Skin

Benzo(a)pyrene in Corn Oil (*ca* 1 mg/mL) was applied to a total of five samples of human skin obtained from five different donors that had previously passed the electrical resistance barrier integrity assessment. The individual absorption profiles and the mean absorption profile are shown in Figure 61 and Figure 62. The distribution data is provided in Table 55. The receptor fluid data are shown in Table 56 - Table 57. The tape strip 1-5 data are shown in Table 58. The exposed skin data are shown in Table 59.

6.7 [^{14}C]-Testosterone in Ethanol:water (1:1%, v/v) (*ca* 4 mg/mL) Applied to Human Skin

[^{14}C]-Testosterone in ethanol:water (1:1%, v/v) (*ca* 4 mg/mL) was applied to a total of five samples of human skin obtained from five different donors that had previously passed the electrical resistance barrier integrity assessment. The individual [^{14}C]-Testosterone absorption profiles are shown in Figure 63. The mean [^{14}C]-Testosterone absorption profile is shown in Figure 64. The distribution data are shown in Table 60. The receptor fluid data are shown in Table 61 and Table 62.

7 CONCLUSION

In conclusion, following application of Soil Sample FAFB-G1 to human skin, the absorbed dose and dermal delivery of benz(a)anthracene were 0.82 ng/cm^2 and 1.14 ng/cm^2, respectively. The absorbed dose and dermal delivery of benzo(a)pyrene were 1.09 ng/cm^2 and 1.43 ng/cm^2, respectively. The absorbed dose and dermal delivery of benzo(b)fluoranthene were 2.74 ng/cm^2 and 4.32 ng/cm^2, respectively. The absorbed dose and dermal delivery of benzo(k)fluoranthene were 0.69 ng/cm^2 and 1.00 ng/cm^2, respectively. The absorbed dose and dermal delivery of chrysene were 2.03 ng/cm^2 and 3.61 ng/cm^2, respectively. The absorbed dose and dermal delivery of dibenz(a,h)anthracene were 0.41 ng/cm^2 and 0.72 ng/cm^2, respectively.

Following application of Soil Sample FAFB-G2 to human skin, he absorbed dose and dermal delivery of benz(a)anthracene were 11.81 ng/cm^2 and 17.24 ng/cm^2, respectively. The absorbed dose and dermal delivery of benzo(a)pyrene were 11.41 ng/cm^2 and 22.32 ng/cm^2, respectively. The absorbed dose and dermal delivery of benzo(b)fluoranthene were 17.79 ng/cm^2 and 33.35 ng/cm^2, respectively. The absorbed dose and dermal delivery of benzo(k)fluoranthene were 4.59 ng/cm^2 and 9.82 ng/cm^2, respectively. The absorbed dose and dermal delivery of chrysene were 2.36 ng/cm^2 and 3.94 ng/cm^2, respectively. The absorbed dose and dermal delivery of dibenz(a,h)anthracene were 0.41 ng/cm^2 and 0.72 ng/cm^2, respectively.

Following application of Soil Sample FAFB-G3 to human skin, the absorbed dose and dermal delivery of benz(a)anthracene were 2.38 ng/cm^2 and 3.35 ng/cm^2, respectively. The absorbed dose and dermal delivery of benzo(a)pyrene were 2.60 ng/cm^2 and 4.34 ng/cm^2, respectively. The absorbed dose and dermal delivery of benzo(b)fluoranthene were 4.53 ng/cm^2 and 7.56 ng/cm^2, respectively. The absorbed dose and dermal delivery of benzo(k)fluoranthene were 1.01 ng/cm^2 and 1.91 ng/cm^2, respectively. The absorbed dose and dermal delivery of chrysene were 2.07 ng/cm^2 and 3.66 ng/cm^2, respectively. The absorbed dose and dermal delivery of dibenz(a,h)anthracene were 0.41 ng/cm^2 and 0.73 ng/cm^2, respectively.

Following application of Target Fragments (G2)-60 Mesh to human skin, the absorbed dose and dermal delivery of benz(a)anthracene were 120.47 ng/cm^2 and 308.81 ng/cm^2, respectively. The absorbed dose and dermal delivery of benzo(a)pyrene were 76.26 ng/cm^2 and 367.98 ng/cm^2, respectively. The absorbed dose and dermal delivery of benzo(b)fluoranthene were 111.91 ng/cm^2 and 516.43 ng/cm^2, respectively. The absorbed dose and dermal delivery of benzo(k)fluoranthene were 34.08 ng/cm^2 and 171.22 ng/cm^2, respectively. The absorbed dose and dermal delivery of chrysene were 5.35 ng/cm^2 and 6.94 ng/cm^2, respectively. The absorbed dose and dermal delivery of dibenz(a,h)anthracene were 0.40 ng/cm^2 and 0.72 ng/cm^2, respectively.

Following application of FAFB-Clean Spiked with Benzo(a)pyrene to human skin, the absorbed dose and dermal delivery of benz(a)anthracene were 0.42 ng/cm^2 and 6.12 ng/cm^2, respectively. The absorbed dose and dermal delivery of benzo(a)pyrene were 8.35 ng/cm^2 and 21.39 ng/cm^2, respectively. The absorbed dose and dermal delivery of benzo(b)fluoranthene were 2.02 ng/cm^2 and 12.84 ng/cm^2, respectively. The absorbed dose and dermal delivery of benzo(k)fluoranthene were 0.40 ng/cm^2 and 3.67 ng/cm^2, respectively. The absorbed dose and dermal delivery of chrysene were 2.02 ng/cm^2 and 3.61 ng/cm^2, respectively. The absorbed dose and dermal delivery of dibenz(a,h)anthracene were 0.40 ng/cm^2 and 0.72 ng/cm^2, respectively.

Following application of Benzo(a)pyrene in Corn Oil (*ca* 1 mg/mL), the absorbed dose and dermal delivery of benz(a)anthracene were 0.41 ng/cm^2 and 1.60 ng/cm^2, respectively. The absorbed dose and dermal delivery of benzo(a)pyrene were 51.00 ng/cm^2 and 192.22 ng/cm^2, respectively. The absorbed dose and dermal delivery of benzo(b)fluoranthene were 2.03 ng/cm^2 and 4.68 ng/cm^2, respectively. The absorbed dose and dermal delivery of benzo(k)fluoranthene were 0.41 ng/cm^2 and 1.08 ng/cm^2, respectively. The absorbed dose and dermal delivery of chrysene were 2.03 ng/cm^2 and 3.61 ng/cm^2, respectively. The absorbed dose and dermal delivery of dibenz(a,h)anthracene were 0.41 ng/cm^2 and 0.72 ng/cm^2, respectively.

Following application of [^{14}C]-Testosterone in ethanol:water (1:1%, v/v) (*ca* 4 mg/mL), the absorbed dose and dermal delivery of [^{14}C]-Testosterone were 0.89 µg equiv./cm^2 and 2.77 µg equiv/cm^2, respectively.

8 DISCUSSION

The controls (Test Preparation 6 and Test Preparation 7) confirmed the efficiency of the experiment and analytical method. The results for Test Preparation 6 also demonstrate that benzo(a)pyrene can be detected by the test system and analytical method.

The measured absorbed dose value (0.89 µg equiv./cm^2) and dermal delivery value (2.77 µg equiv./cm^2) for [^{14}C]-Testosterone are similar to those achieved on Charles River Study No. 993072 (1.53 µg equiv./cm^2 and 3.32 µg equiv./cm^2, respectively).

9 FIGURES

Figure 1 **Individual Absorption Profiles for Benz(a)anthracene (ng/cm^2) in Receptor Fluid Following Topical Application of Soil Sample FAFB-G1 in Test Preparation 1 to Human Split-Thickness Membranes**

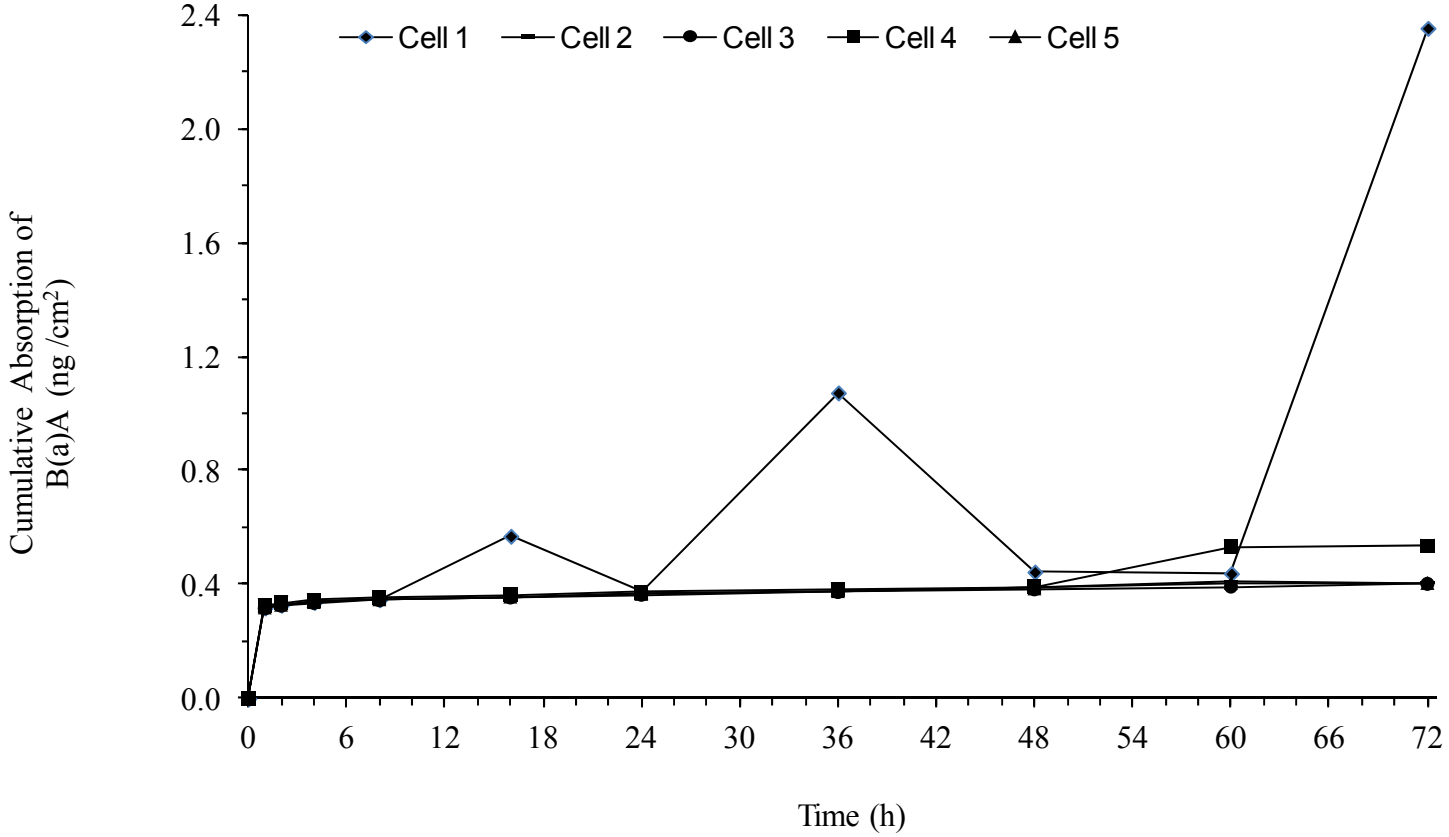

Figure 2 **Absorption Profile for Benz(a)anthracene (ng/cm^2) in Receptor Fluid Following Topical Application of Soil Sample FAFB-G1 in Test Preparation 1 to Human Split-Thickness Membranes (Mean + SD, n=5)**

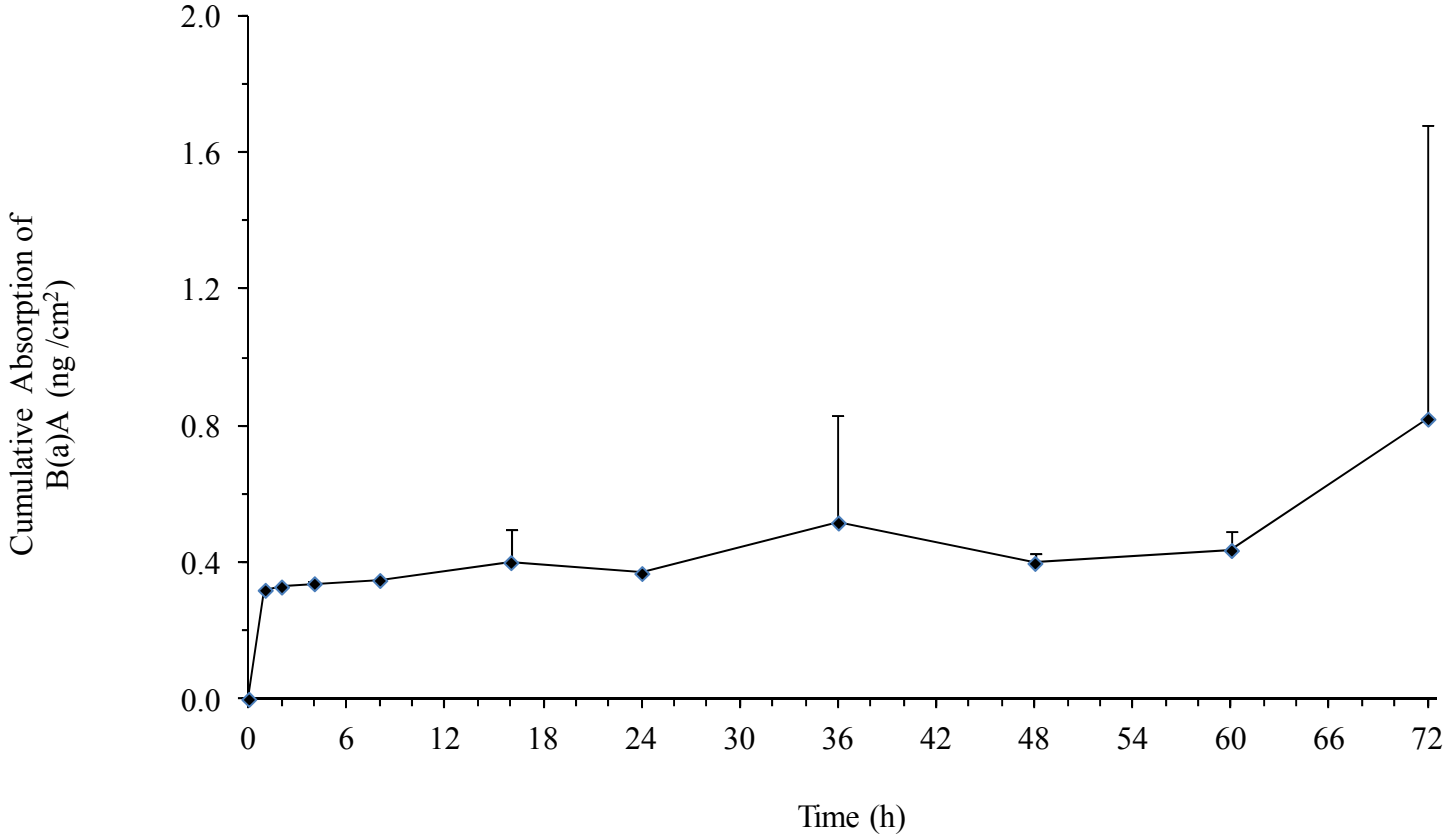

Figure 3 **Individual Absorption Profiles for Benzo(a)pyrene (ng/cm^2) in Receptor Fluid Following Topical Application of Soil Sample FAFB-G1 in Test Preparation 1 to Human Split-Thickness Membranes**

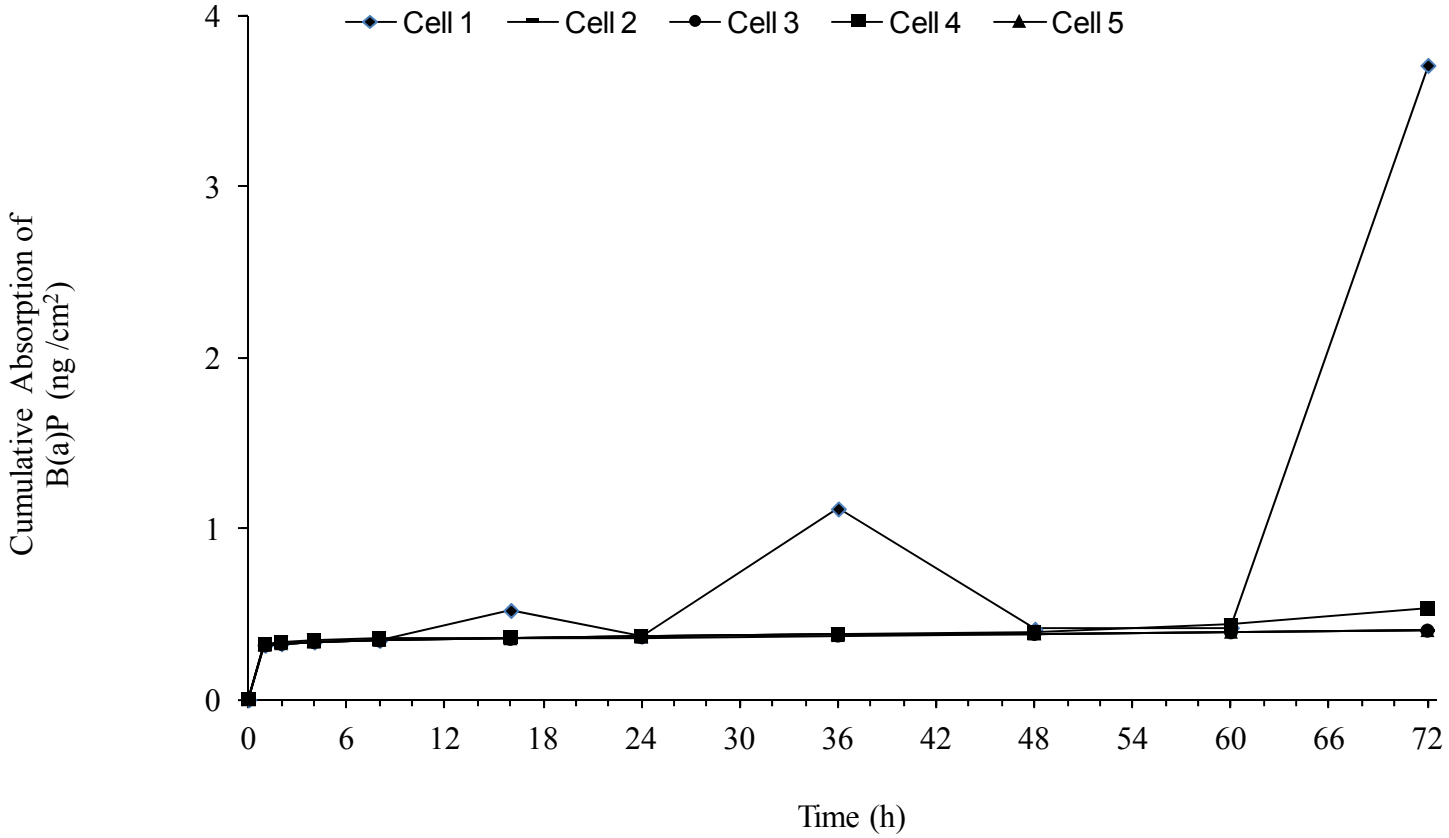

Figure 4 **Absorption Profile for Benz(a)pyrene (ng/cm^2) in Receptor Fluid Following Topical Application of Soil Sample FAFB-G1 in Test Preparation 1 to Human Split-Thickness Membranes (Mean + SD, n=5)**

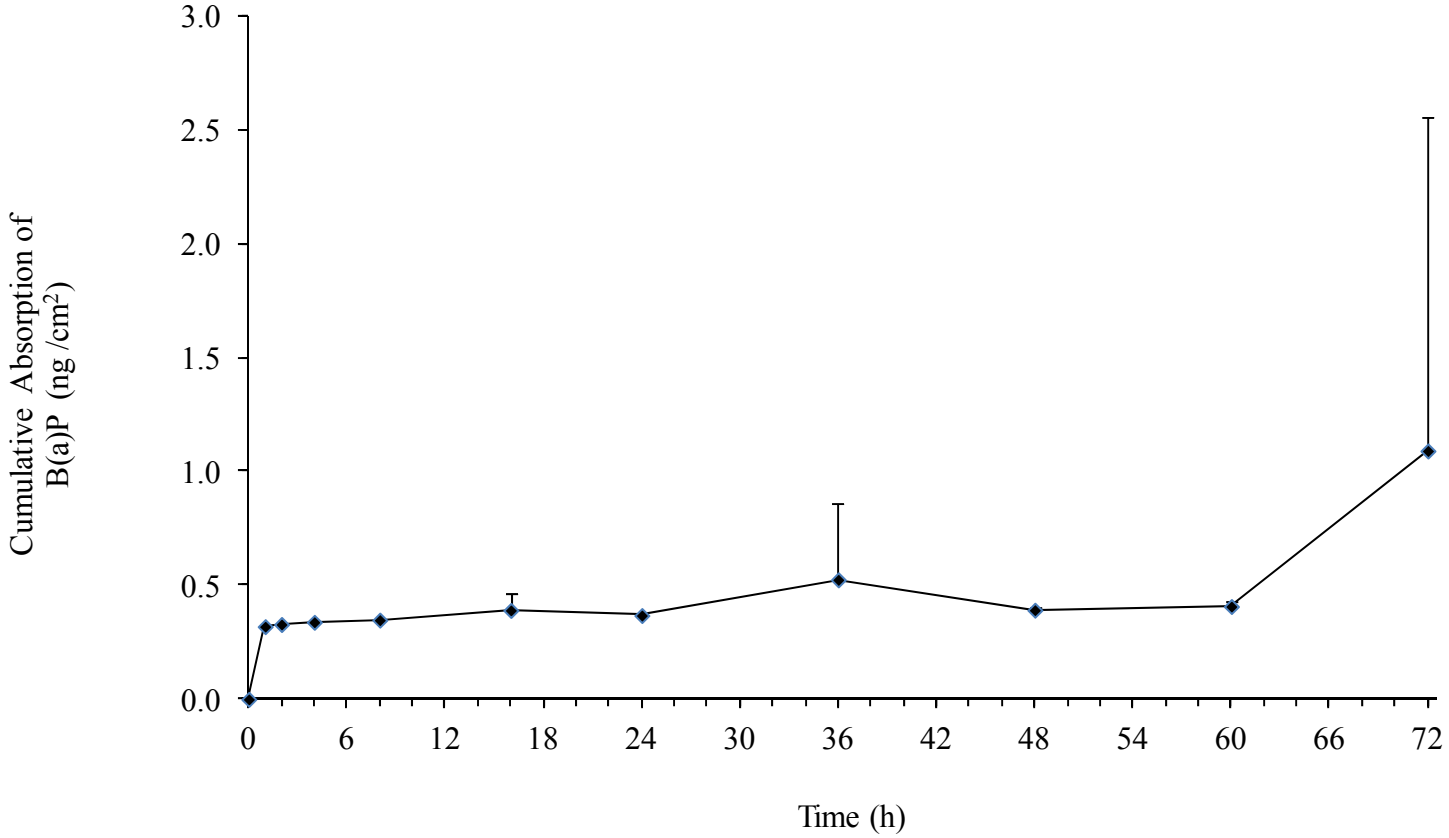

Figure 5 **Individual Absorption Profiles for Benzo(b)fluoranthene (ng/cm^2) in Receptor Fluid Following Topical Application of Soil Sample FAFB-G1 in Test Preparation 1 to Human Split-Thickness Membranes**

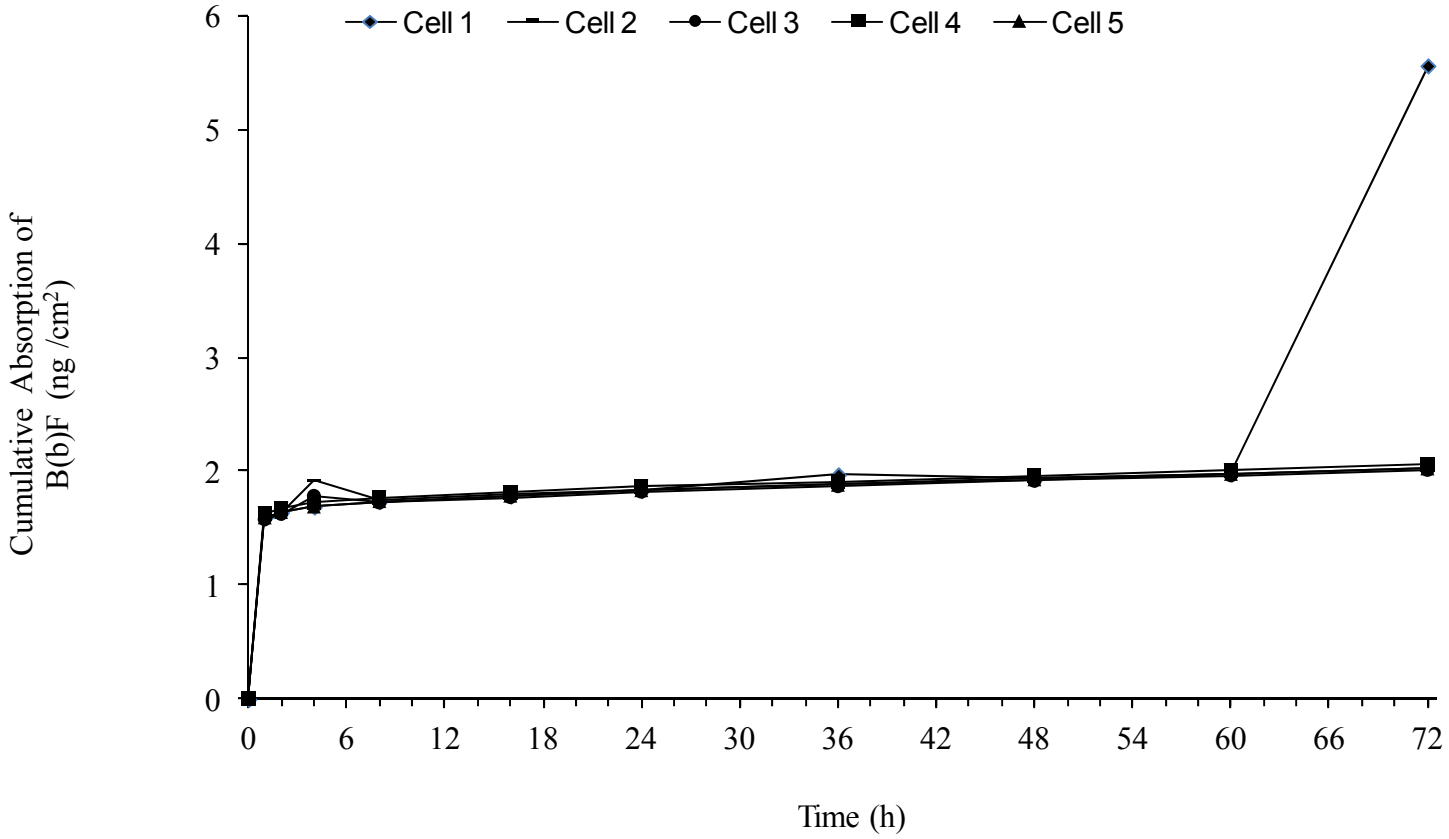

Figure 6 **Absorption Profile for Benzo(b)fluoranthene (ng/cm^2) in Receptor Fluid Following Topical Application of Soil Sample FAFB-G1 in Test Preparation 1 to Human Split-Thickness Membranes (Mean + SD, n=5)**

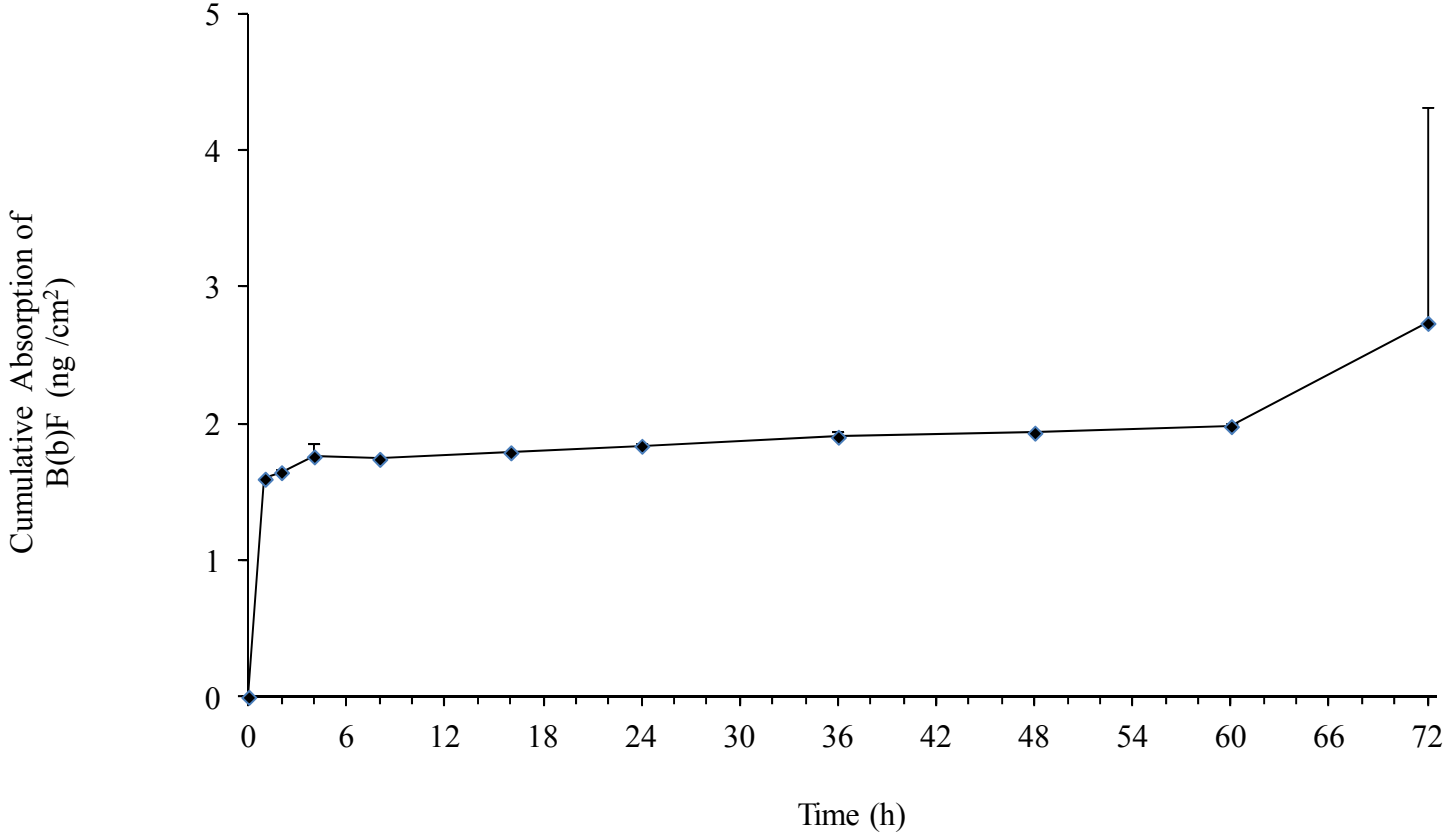

Figure 7 **Individual Absorption Profiles for Benzo(k)fluoranthene (ng/cm^2) in Receptor Fluid Following Topical Application of Soil Sample FAFB-G1 in Test Preparation 1 to Human Split-Thickness Membranes**

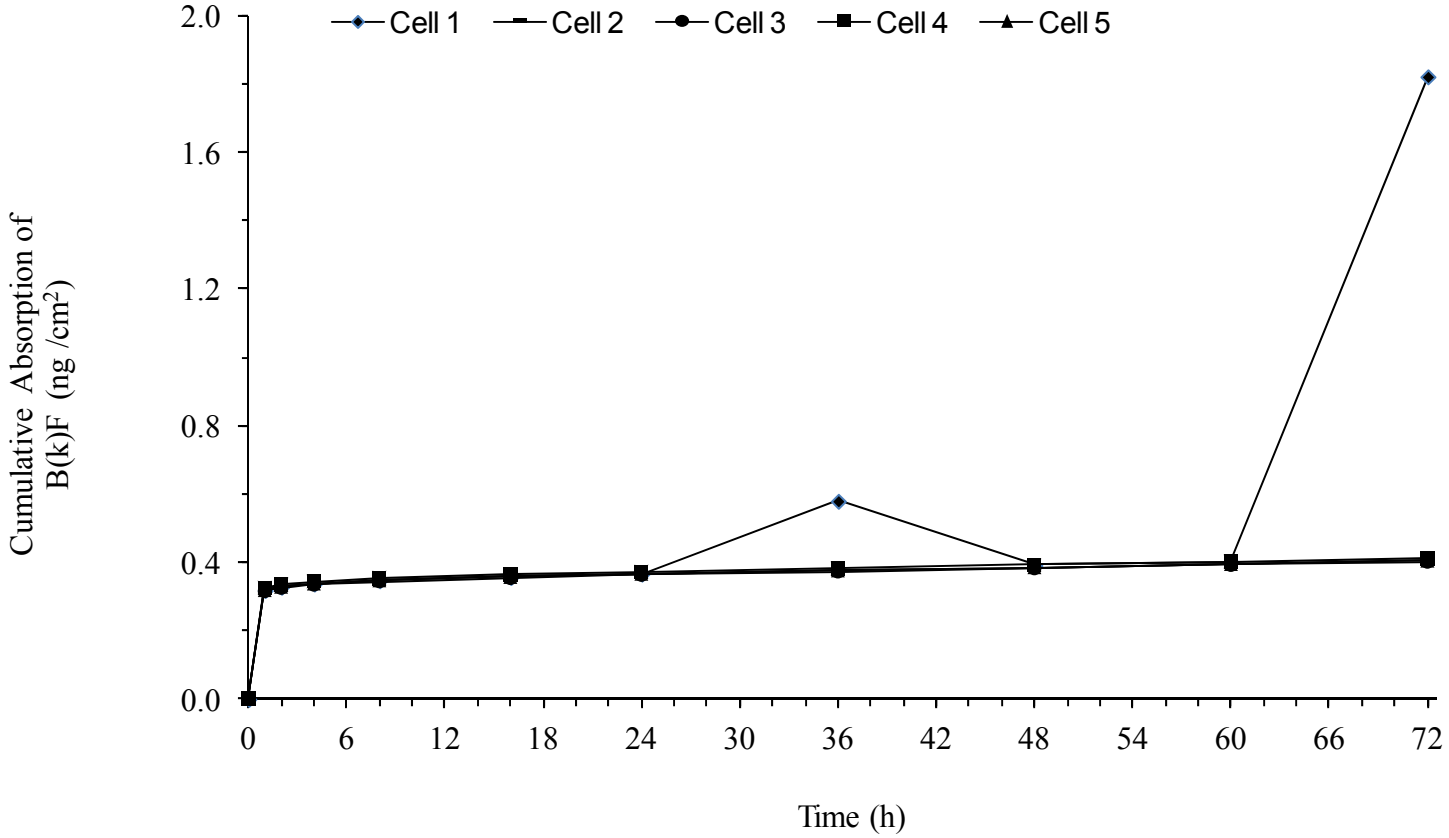

Figure 8 **Absorption Profile for Benzo(k)fluoranthene (ng/cm^2) in Receptor Fluid Following Topical Application of Soil Sample FAFB-G1 in Test Preparation 1 to Human Split-Thickness Membranes (Mean + SD, n=5)**

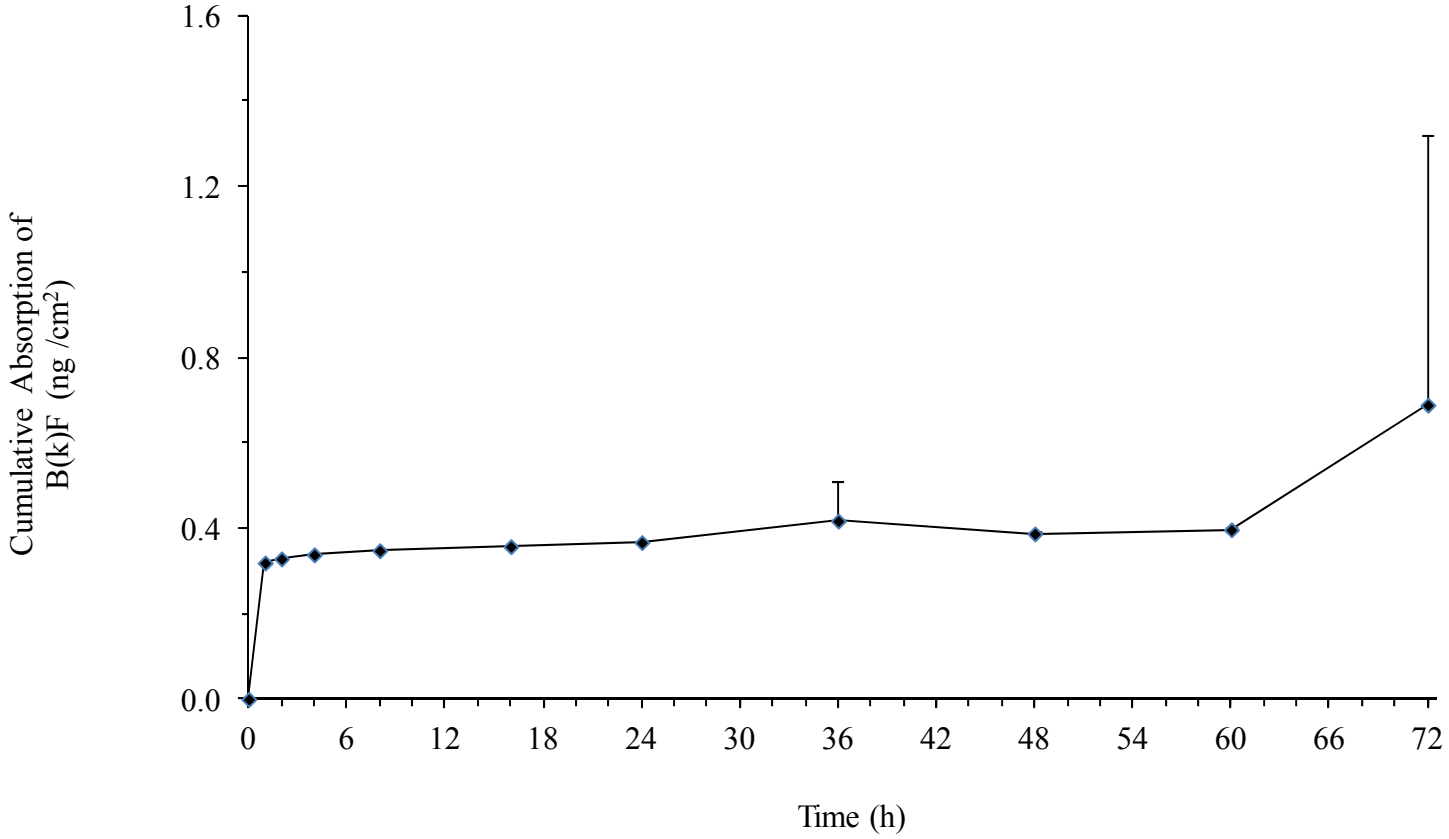

Figure 9 **Individual Absorption Profiles for Chrysene (ng/cm^2) in Receptor Fluid Following Topical Application of Soil Sample FAFB-G1 in Test Preparation 1 to Human Split-Thickness Membranes**

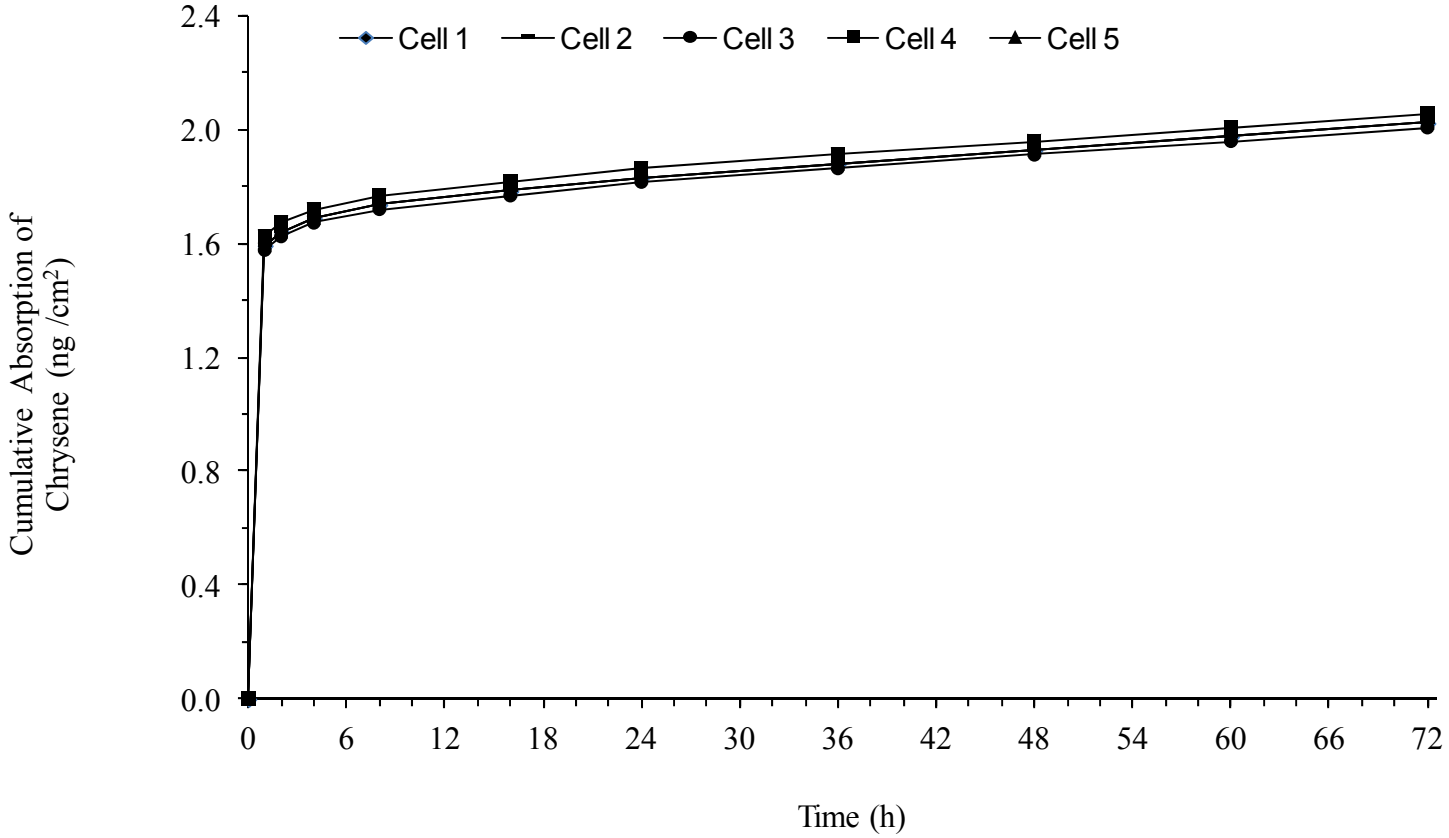

Figure 10 **Absorption Profile for Chrysene (ng/cm^2) in Receptor Fluid Following Topical Application of Soil Sample FAFB-G1 in Test Preparation 1 to Human Split-Thickness Membranes (Mean + SD, n=5)**

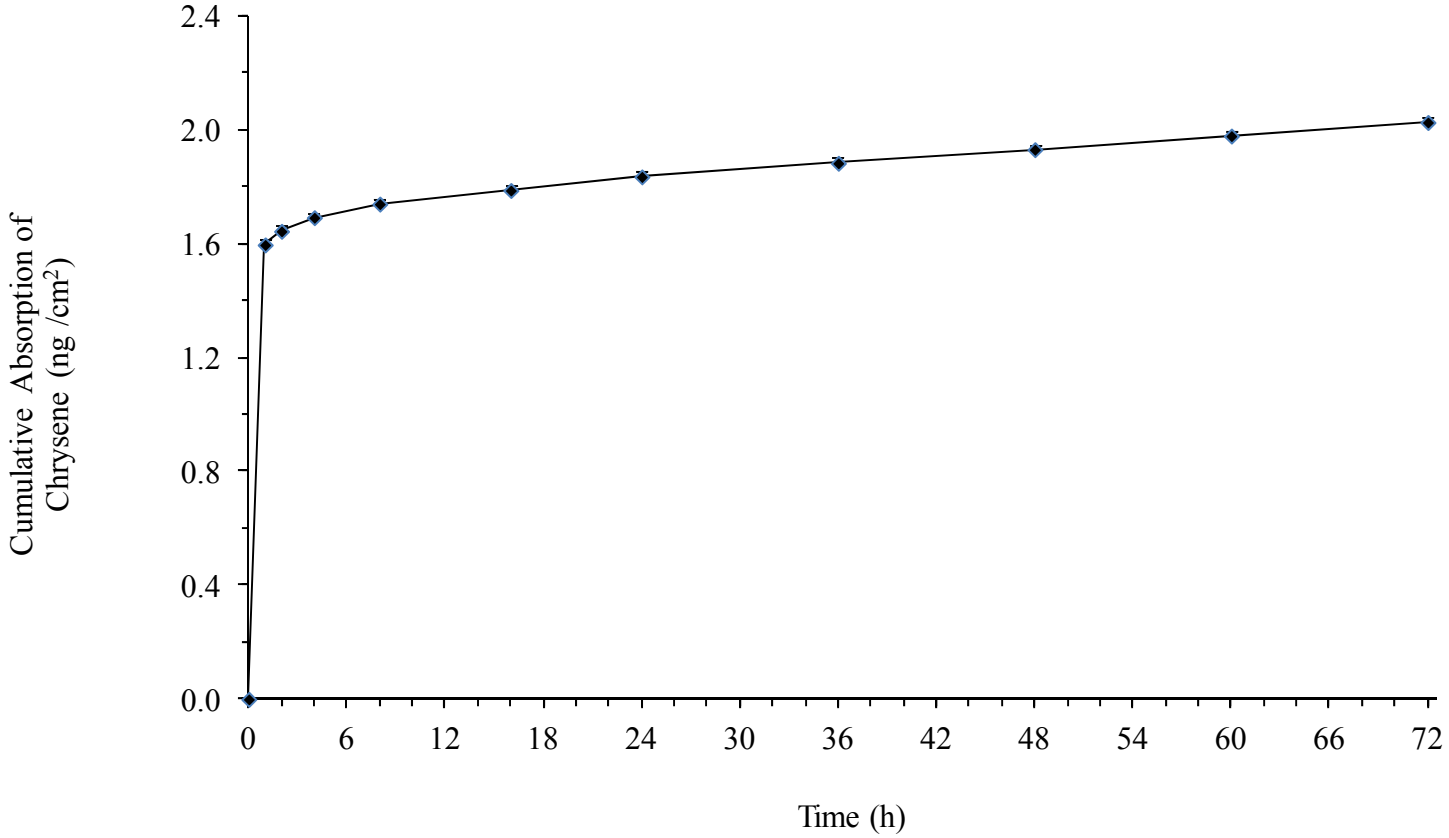

Figure 11 **Individual Absorption Profiles for Dibenz(a,h)anthracene (ng/cm^2) in Receptor Fluid Following Topical Application of Soil Sample FAFB-G1 in Test Preparation 1 to Human Split-Thickness Membranes**

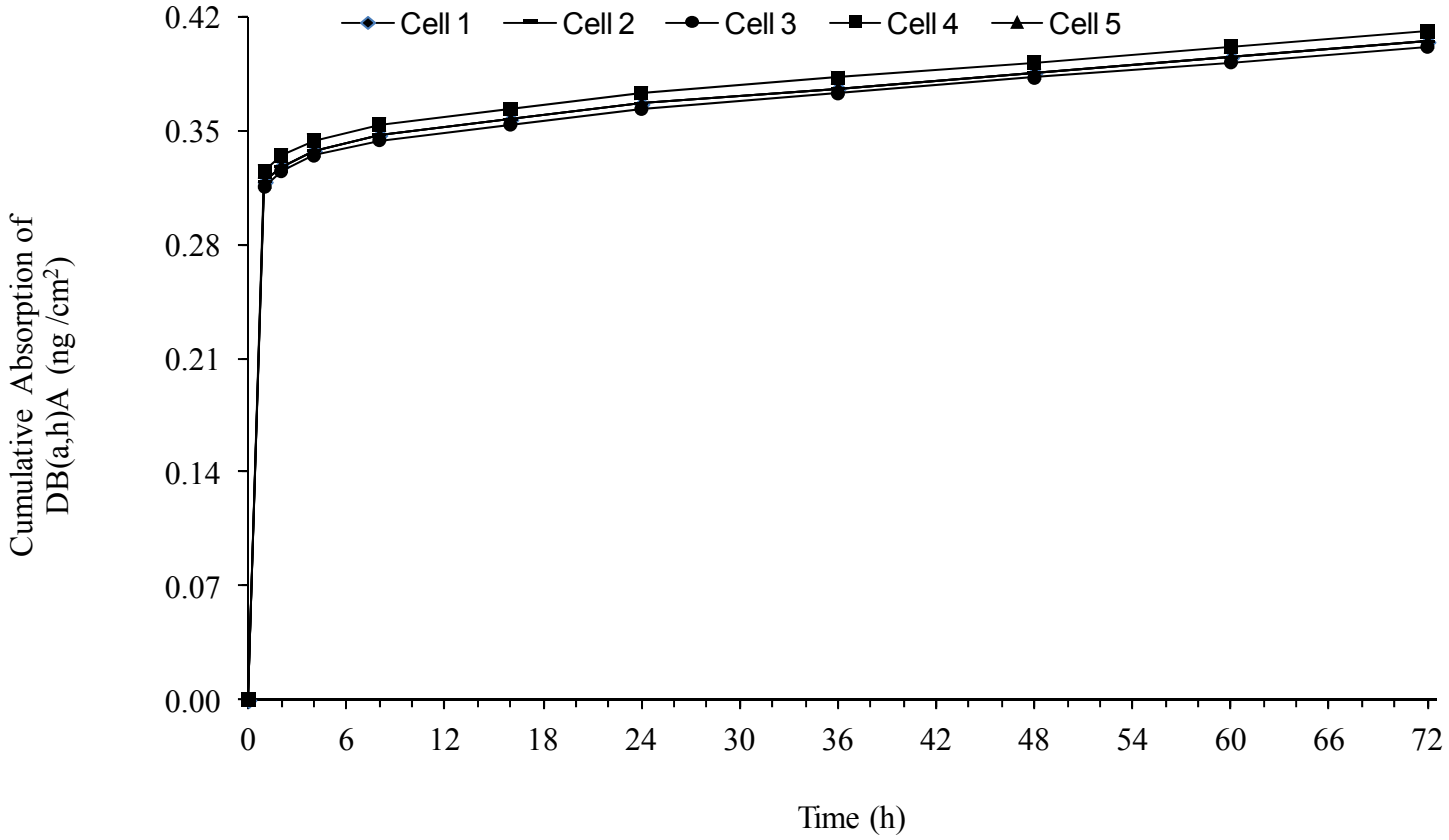

Figure 12 **Absorption Profile for Dibenz(a,h)anthracene (ng/cm^2) in Receptor Fluid Following Topical Application of Soil Sample FAFB-G1 in Test Preparation 1 to Human Split-Thickness Membranes (Mean + SD, n=5)**

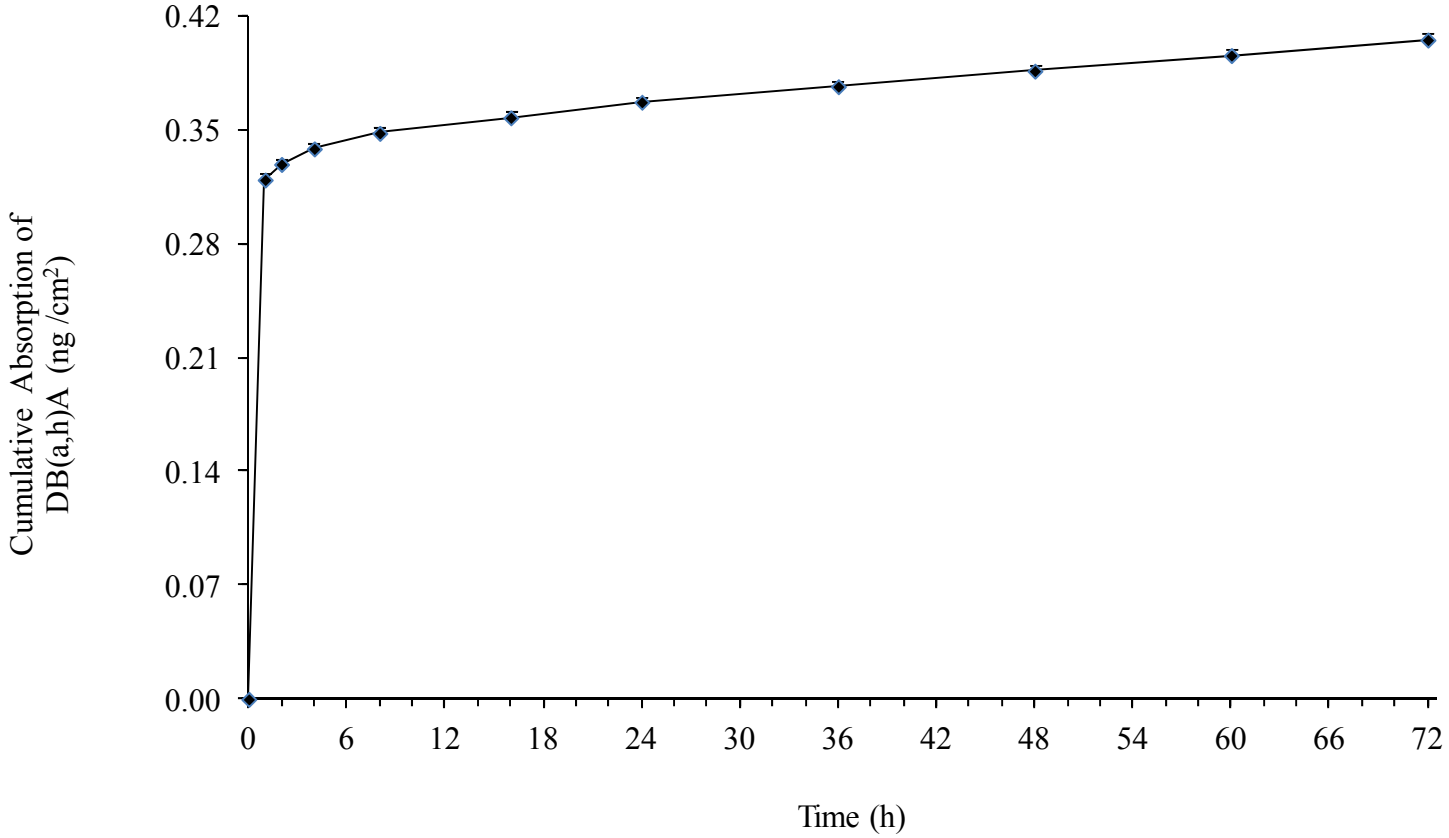

Figure 13 **Individual Absorption Profiles for Benz(a)anthracene (ng/cm^2) in Receptor Fluid Following Topical Application of Soil Sample FAFB-G2 in Test Preparation 2 to Human Split-Thickness Membranes**

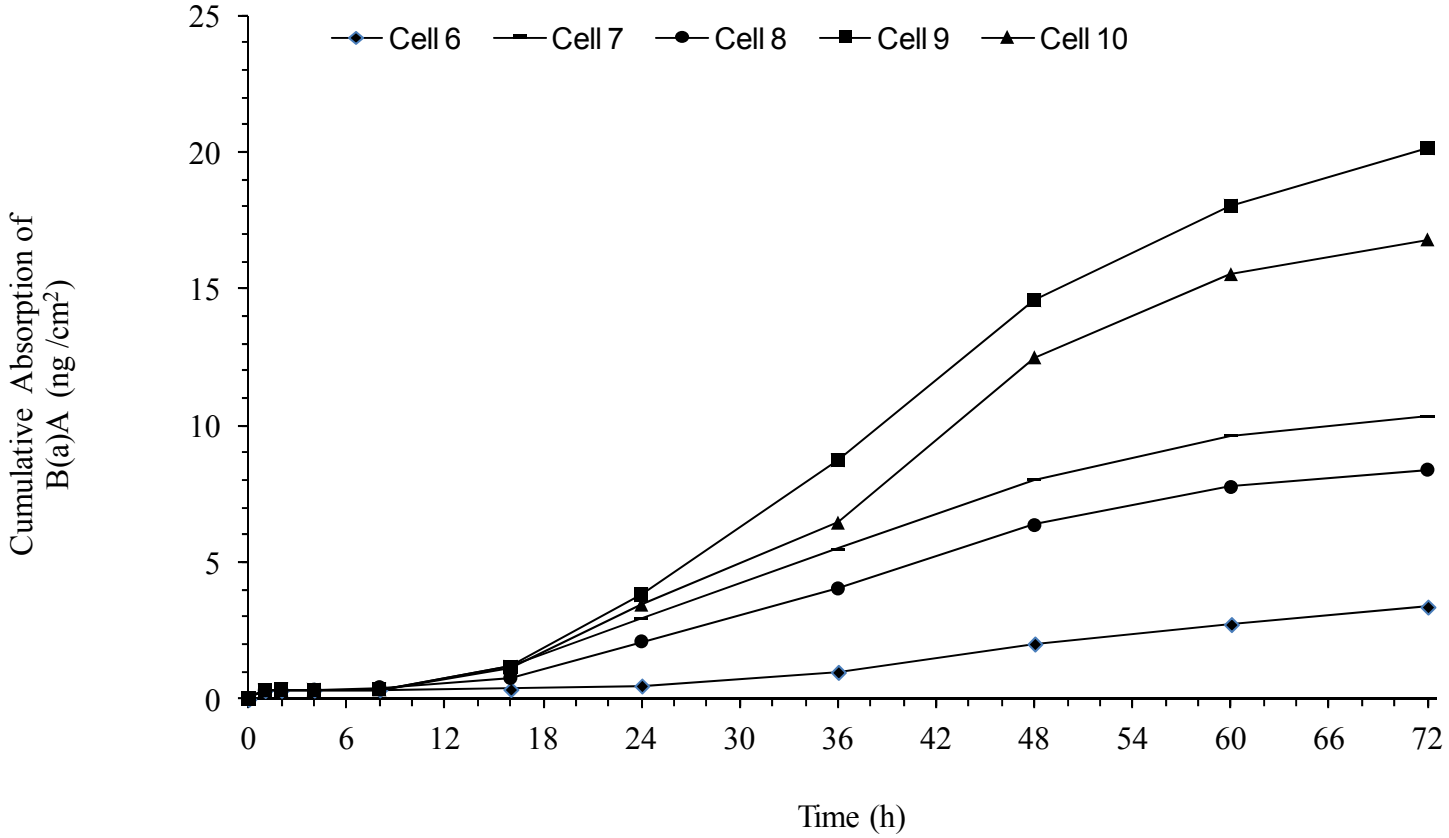

Figure 14 **Absorption Profile for Benz(a)anthracene (ng/cm^2) in Receptor Fluid Following Topical Application of Soil Sample FAFB-G2 in Test Preparation 2 to Human Split-Thickness Membranes (Mean + SD, n=5)**

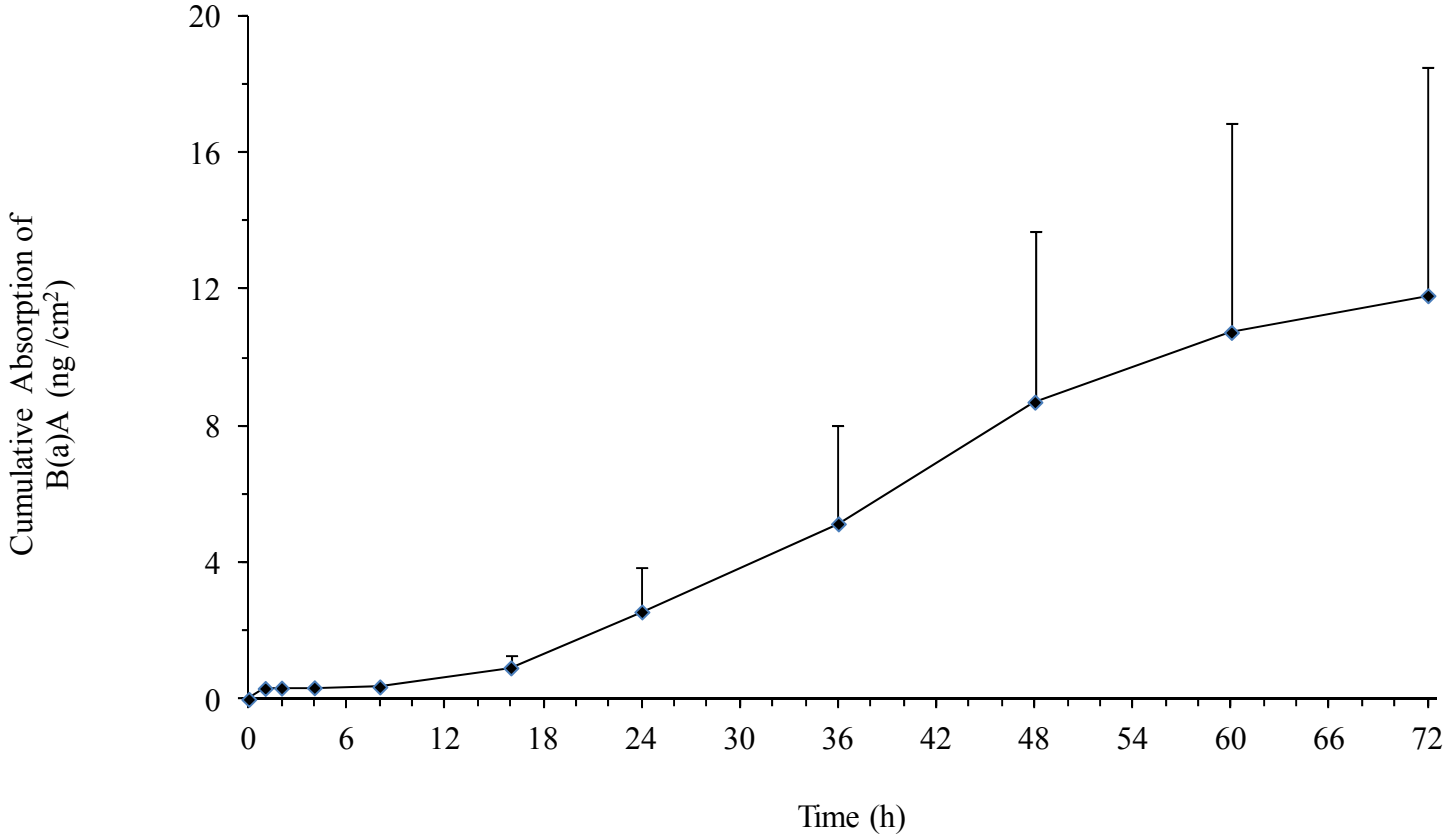

Figure 15 **Individual Absorption Profiles for Benzo(a)pyrene (ng/cm^2) in Receptor Fluid Following Topical Application of Soil Sample FAFB-G2 in Test Preparation 2 to Human Split-Thickness Membranes**

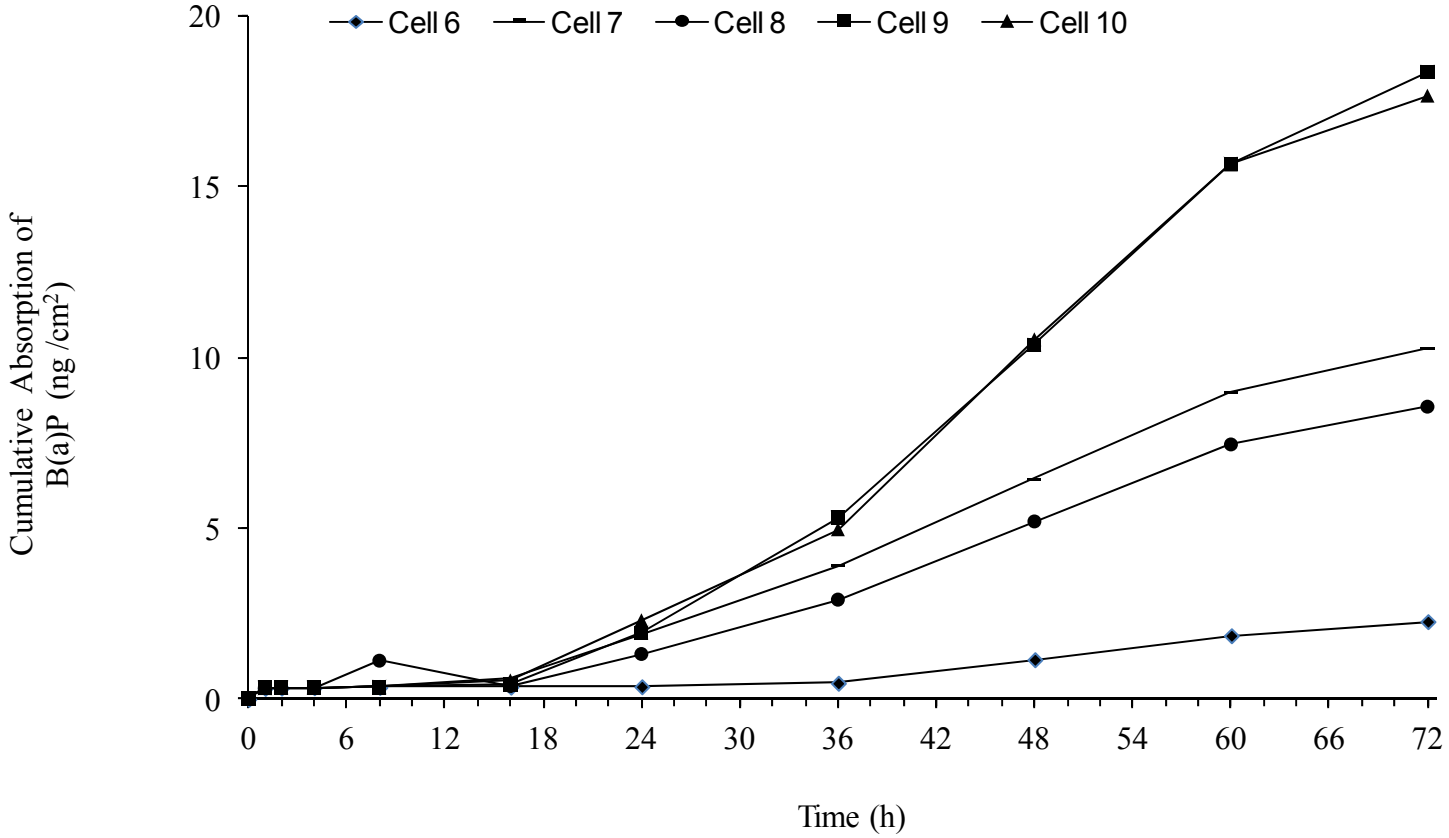

Figure 16 **Absorption Profile for Benz(a)pyrene (ng/cm^2) in Receptor Fluid Following Topical Application of Soil Sample FAFB-G2 in Test Preparation 2 to Human Split-Thickness Membranes (Mean + SD, n=5)**

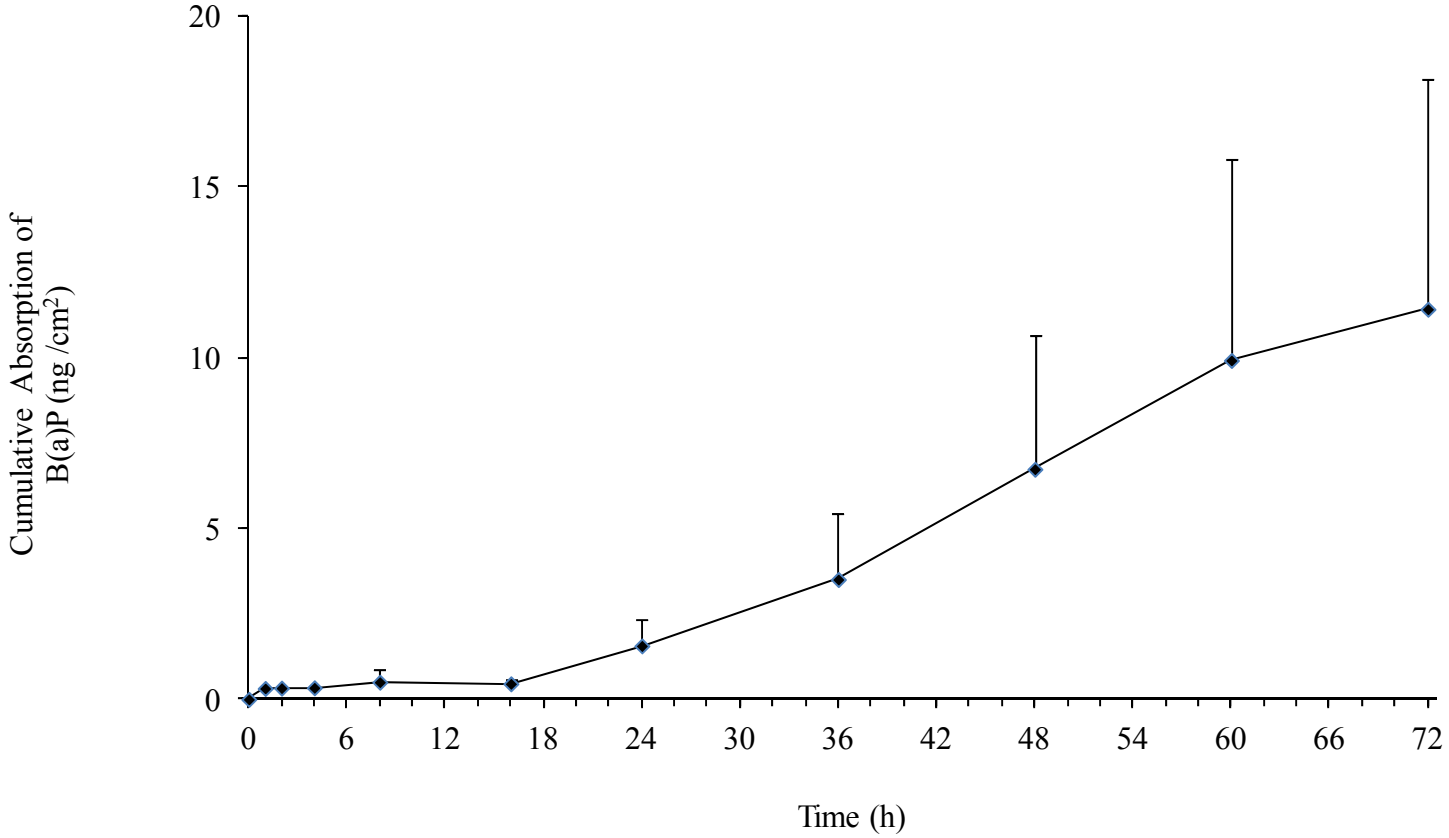

Figure 17 **Individual Absorption Profiles for Benzo(b)fluoranthene (ng/cm^2) in Receptor Fluid Following Topical Application of Soil Sample FAFB-G2 in Test Preparation 2 to Human Split-Thickness Membranes**

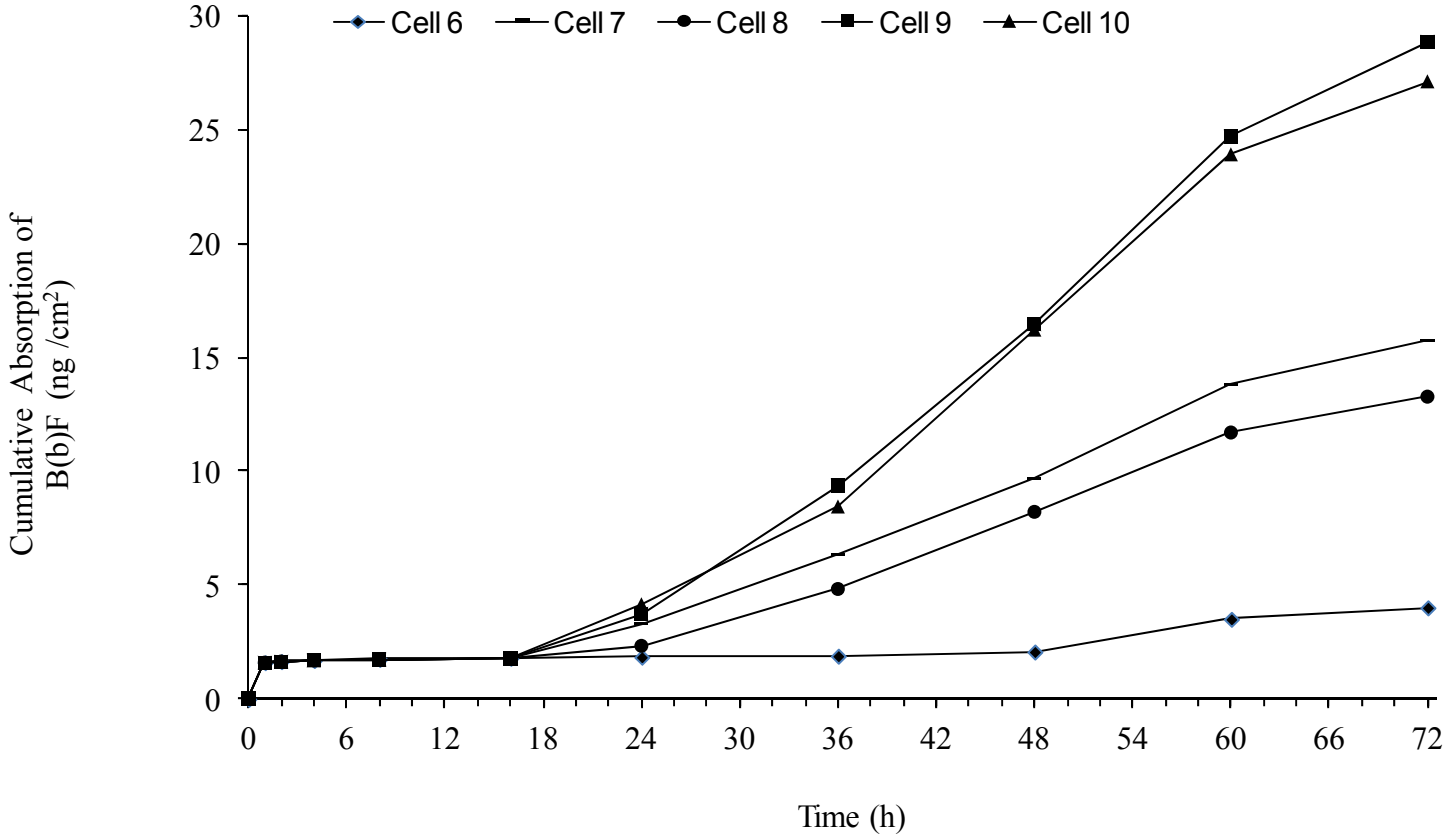

Figure 18 **Absorption Profile for Benzo(b)fluoranthene (ng/cm^2) in Receptor Fluid Following Topical Application of Soil Sample FAFB-G2 in Test Preparation 2 to Human Split-Thickness Membranes (Mean + SD, n=5)**

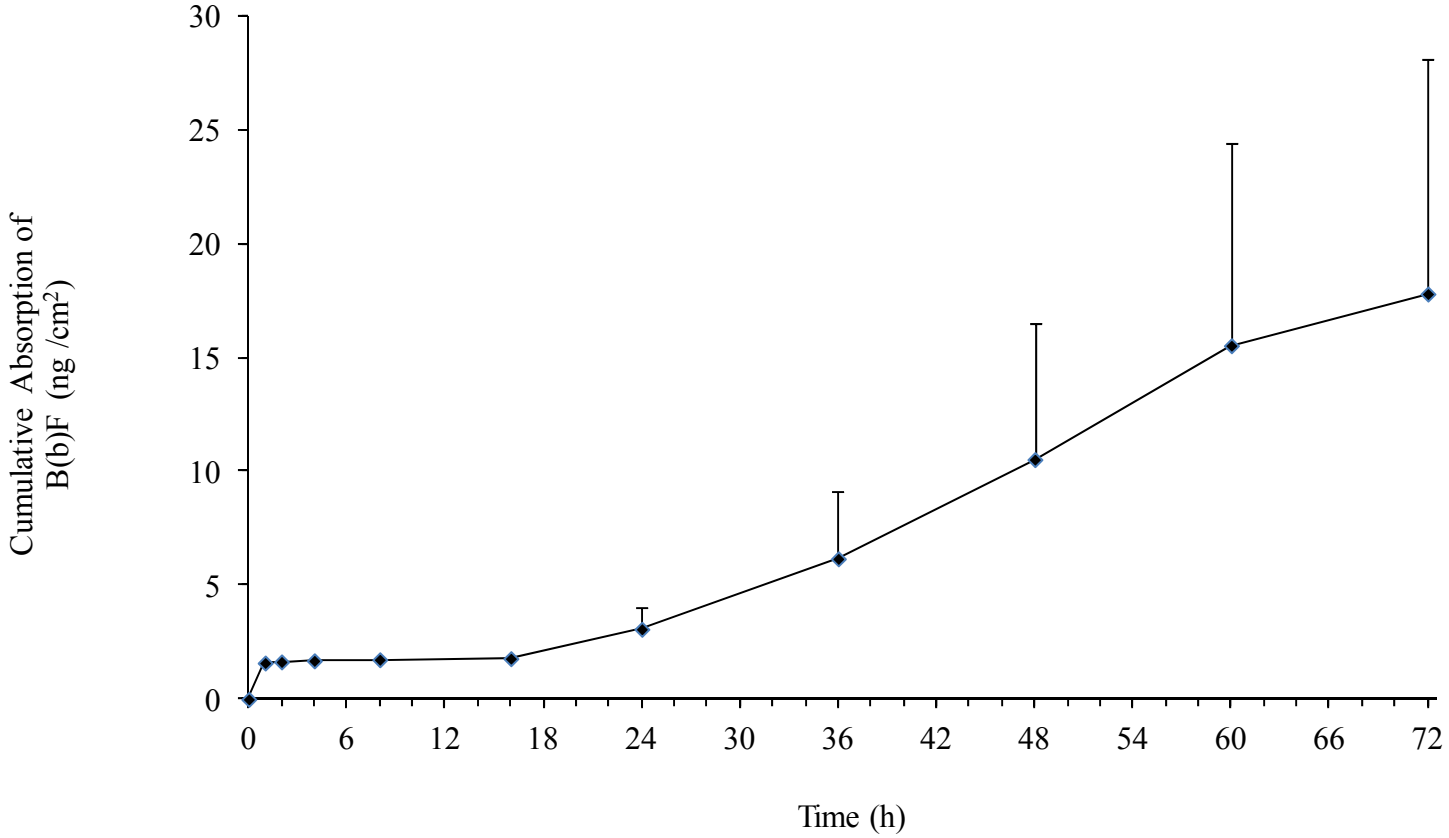

Figure 19 **Individual Absorption Profiles for Benzo(k)fluoranthene (ng/cm^2) in Receptor Fluid Following Topical Application of Soil Sample FAFB-G2 in Test Preparation 2 to Human Split-Thickness Membranes**

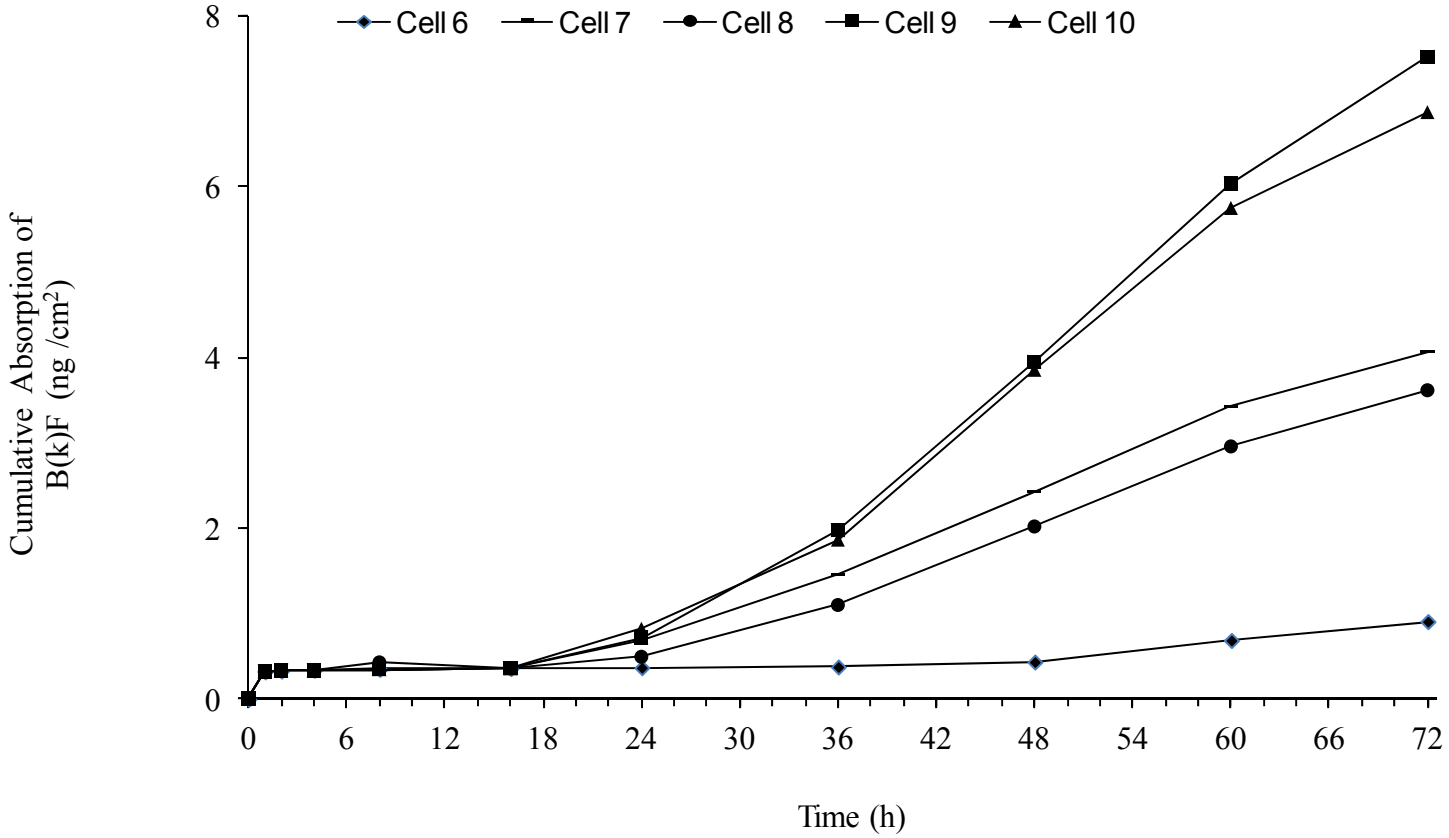

Figure 20 **Absorption Profile for Benzo(k)fluoranthene (ng/cm^2) in Receptor Fluid Following Topical Application of Soil Sample FAFB-G2 in Test Preparation 2 to Human Split-Thickness Membranes (Mean + SD, n=5)**

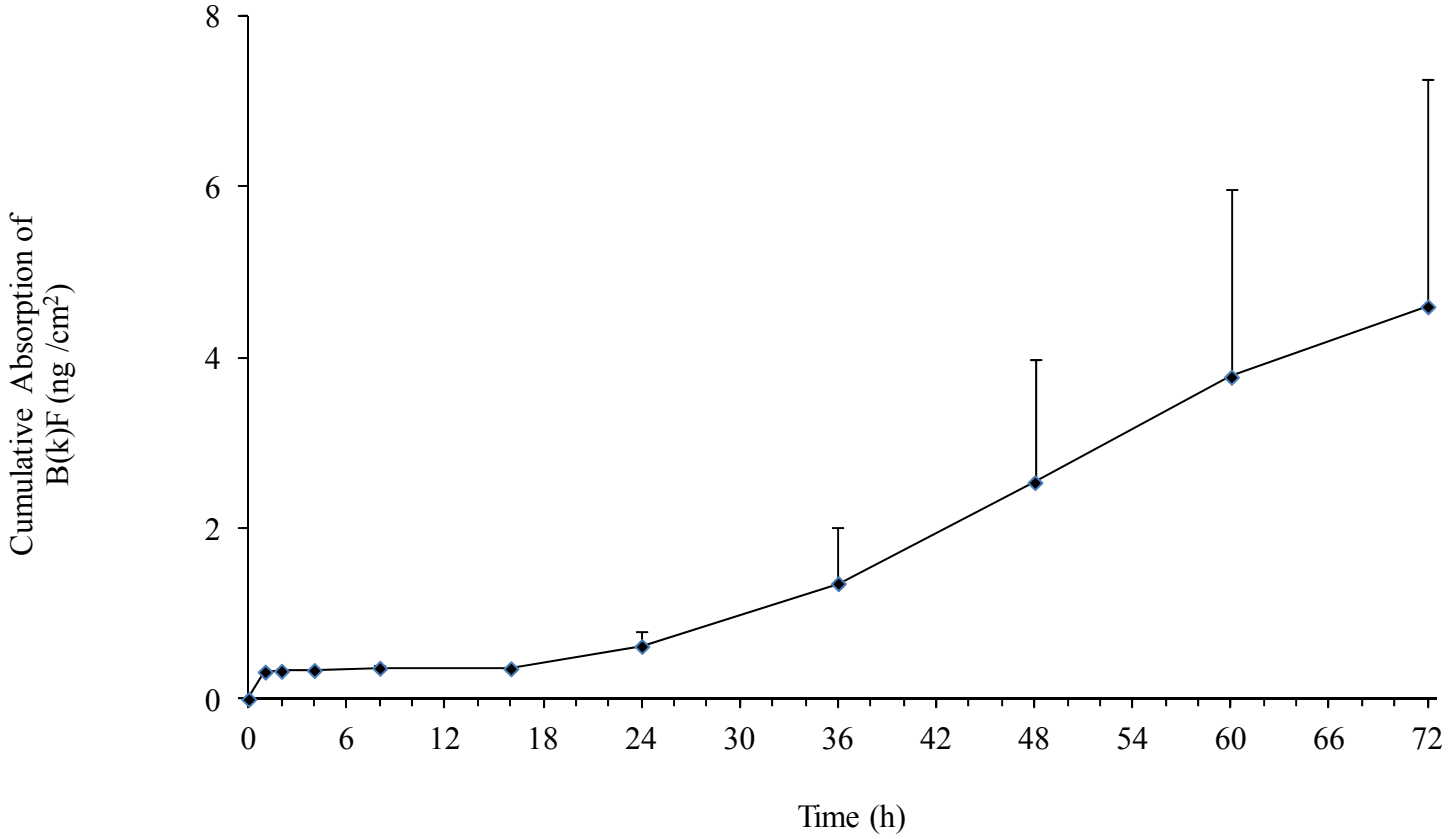

Figure 21 **Individual Absorption Profiles for Chrysene (ng/cm^2) in Receptor Fluid Following Topical Application of Soil Sample FAFB-G2 in Test Preparation 2 to Human Split-Thickness Membranes**

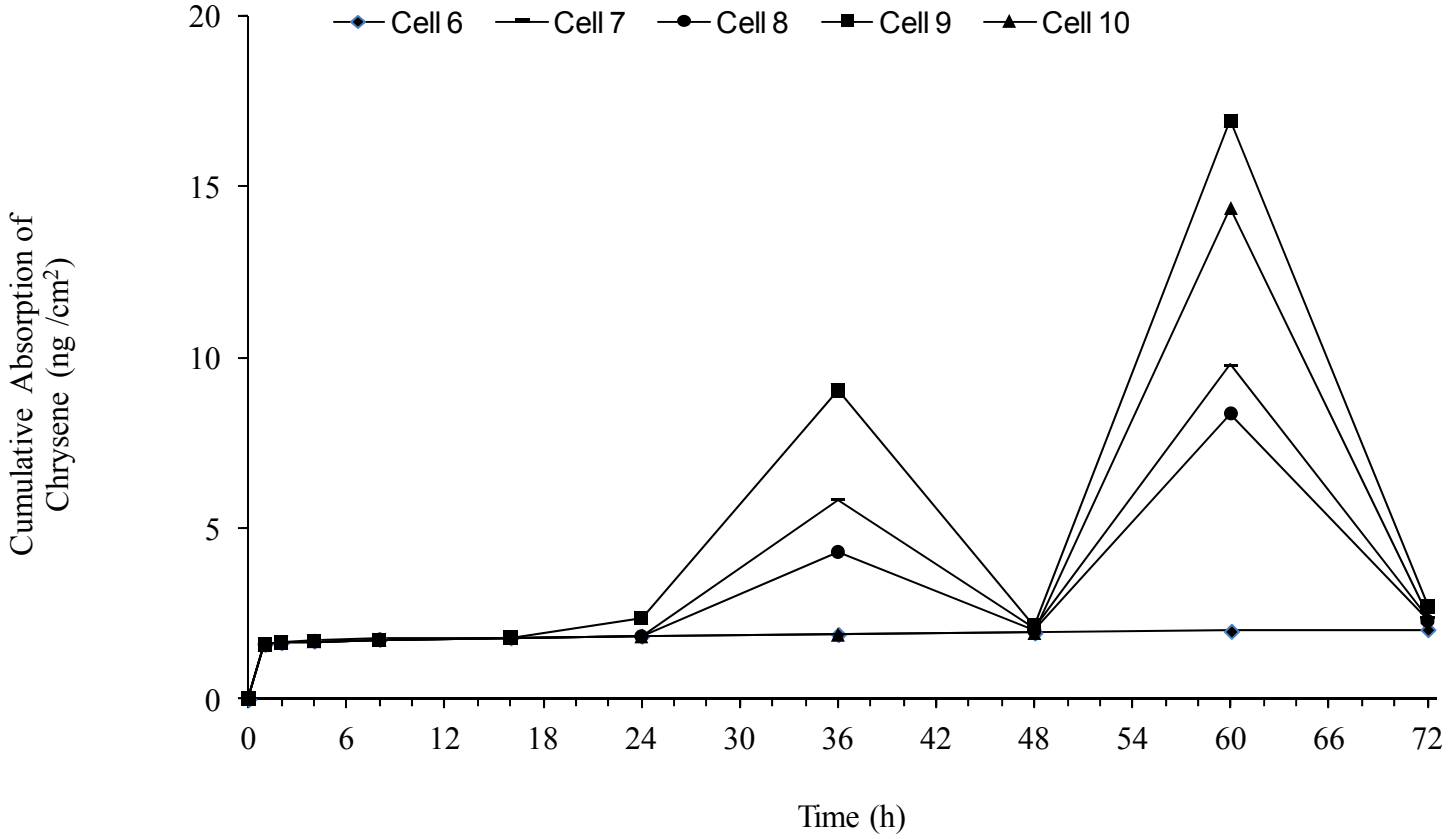

Figure 22 **Absorption Profile for Chrysene (ng/cm^2) in Receptor Fluid Following Topical Application of Soil Sample FAFB-G2 in Test Preparation 2 to Human Split-Thickness Membranes (Mean + SD, n=5)**

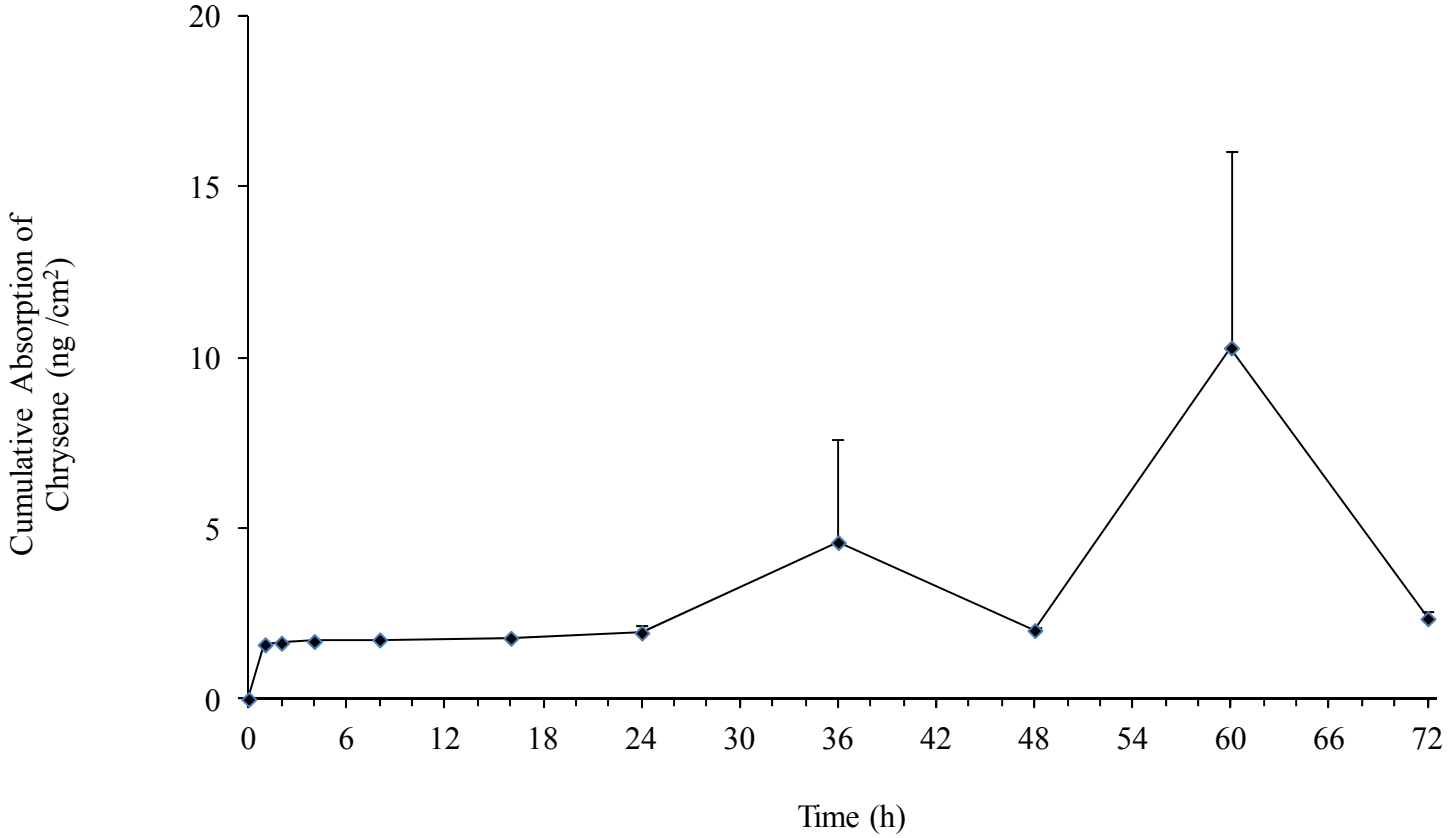

Figure 23 **Individual Absorption Profiles for Dibenz(a,h)anthracene (ng/cm^2) in Receptor Fluid Following Topical Application of Soil Sample FAFB-G2 in Test Preparation 2 to Human Split-Thickness Membranes**

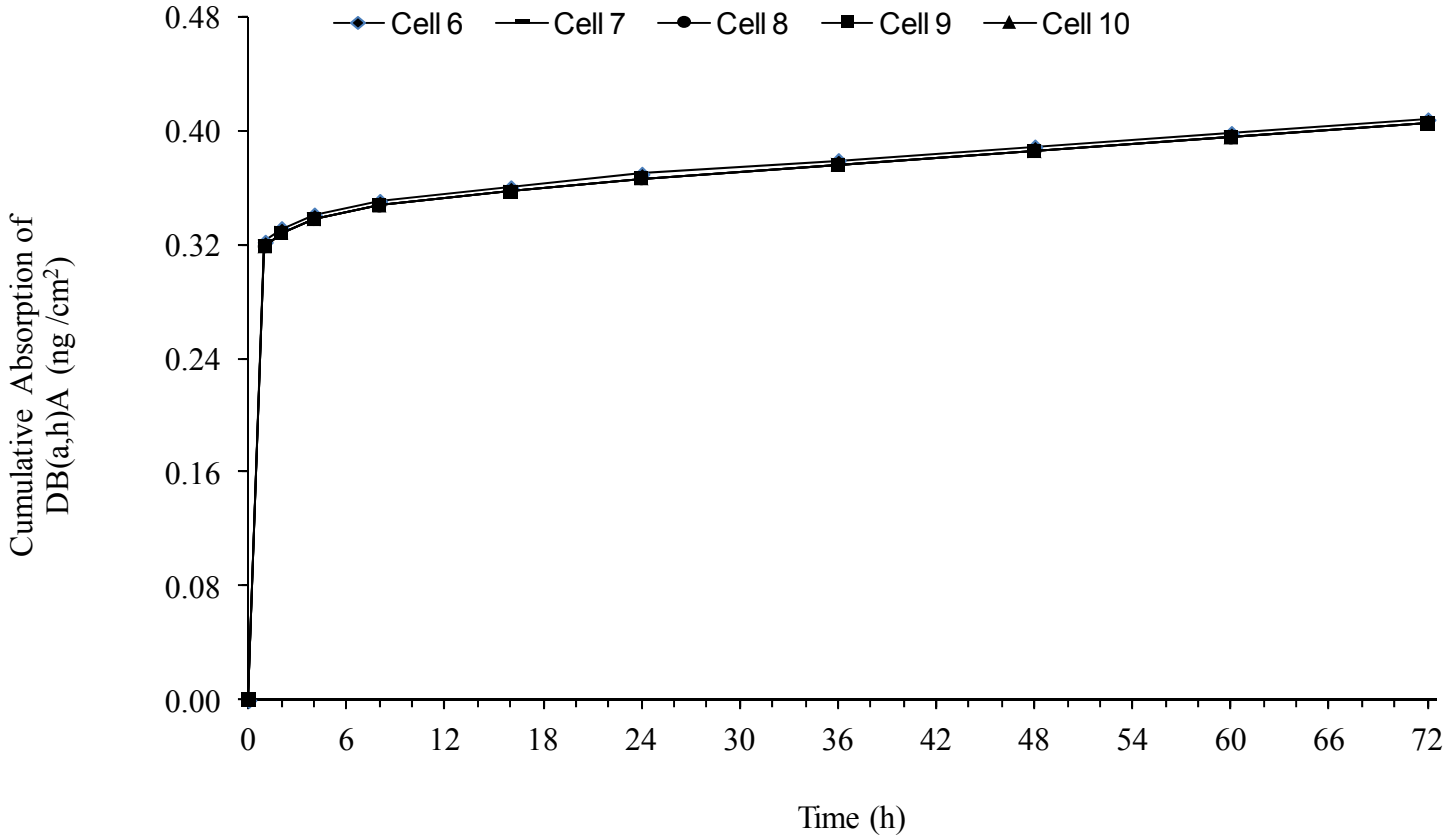

Figure 24 **Absorption Profile for Dibenz(a,h)anthracene (ng/cm^2) in Receptor Fluid Following Topical Application of Soil Sample FAFB-G2 in Test Preparation 2 to Human Split-Thickness Membranes (Mean + SD, n=5)**

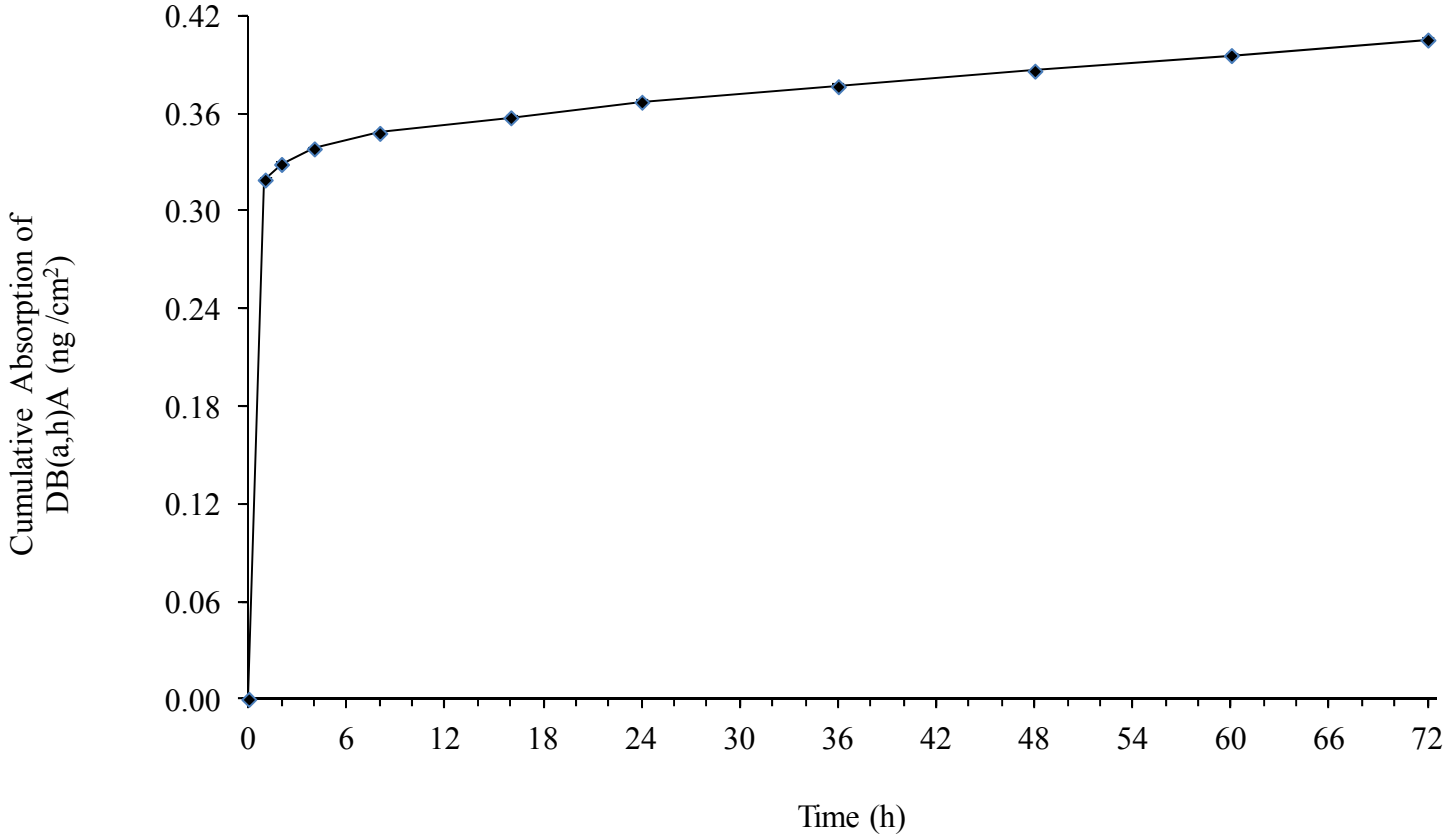

Figure 25 **Individual Absorption Profiles for Benz(a)anthracene (ng/cm^2) in Receptor Fluid Following Topical Application of Soil Sample FAFB-G3 in Test Preparation 3 to Human Split-Thickness Membranes**

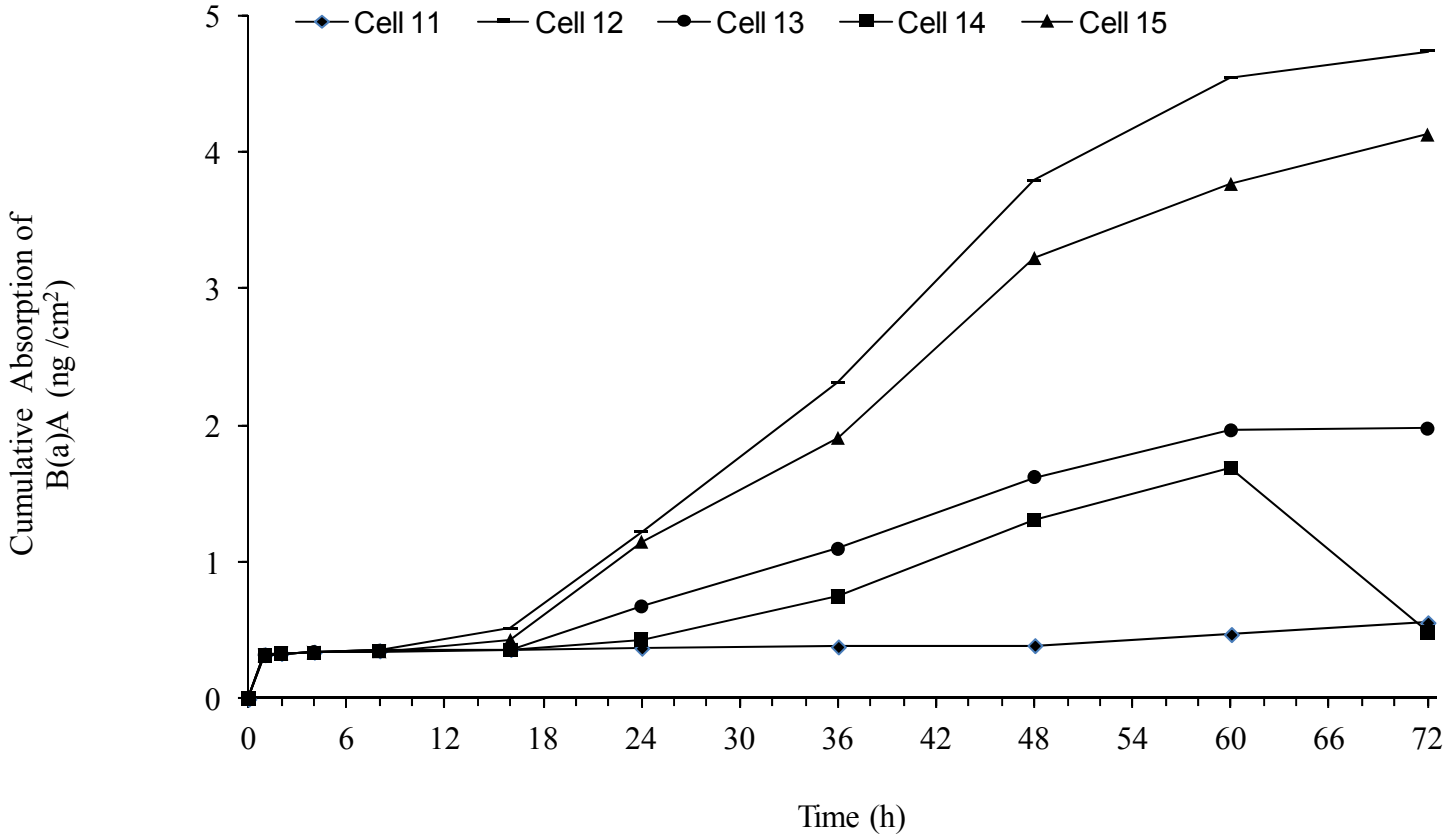

Figure 26 **Absorption Profile for Benz(a)anthracene (ng/cm^2) in Receptor Fluid Following Topical Application of Soil Sample FAFB-G3 in Test Preparation 3 to Human Split-Thickness Membranes (Mean + SD, n=5)**

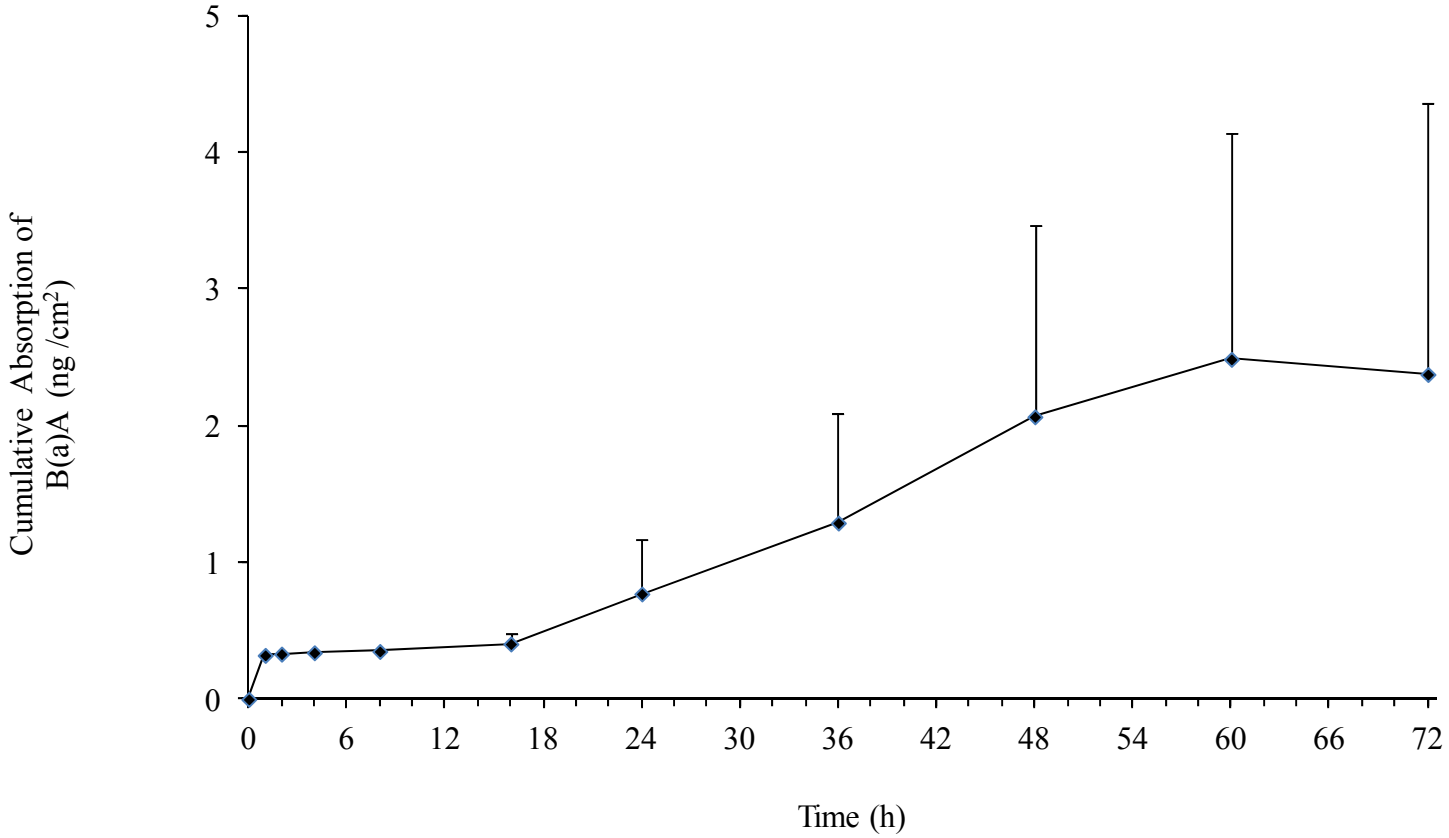

Figure 27 **Individual Absorption Profiles for Benzo(a)pyrene (ng/cm^2) in Receptor Fluid Following Topical Application of Soil Sample FAFB-G3 in Test Preparation 3 to Human Split-Thickness Membranes**

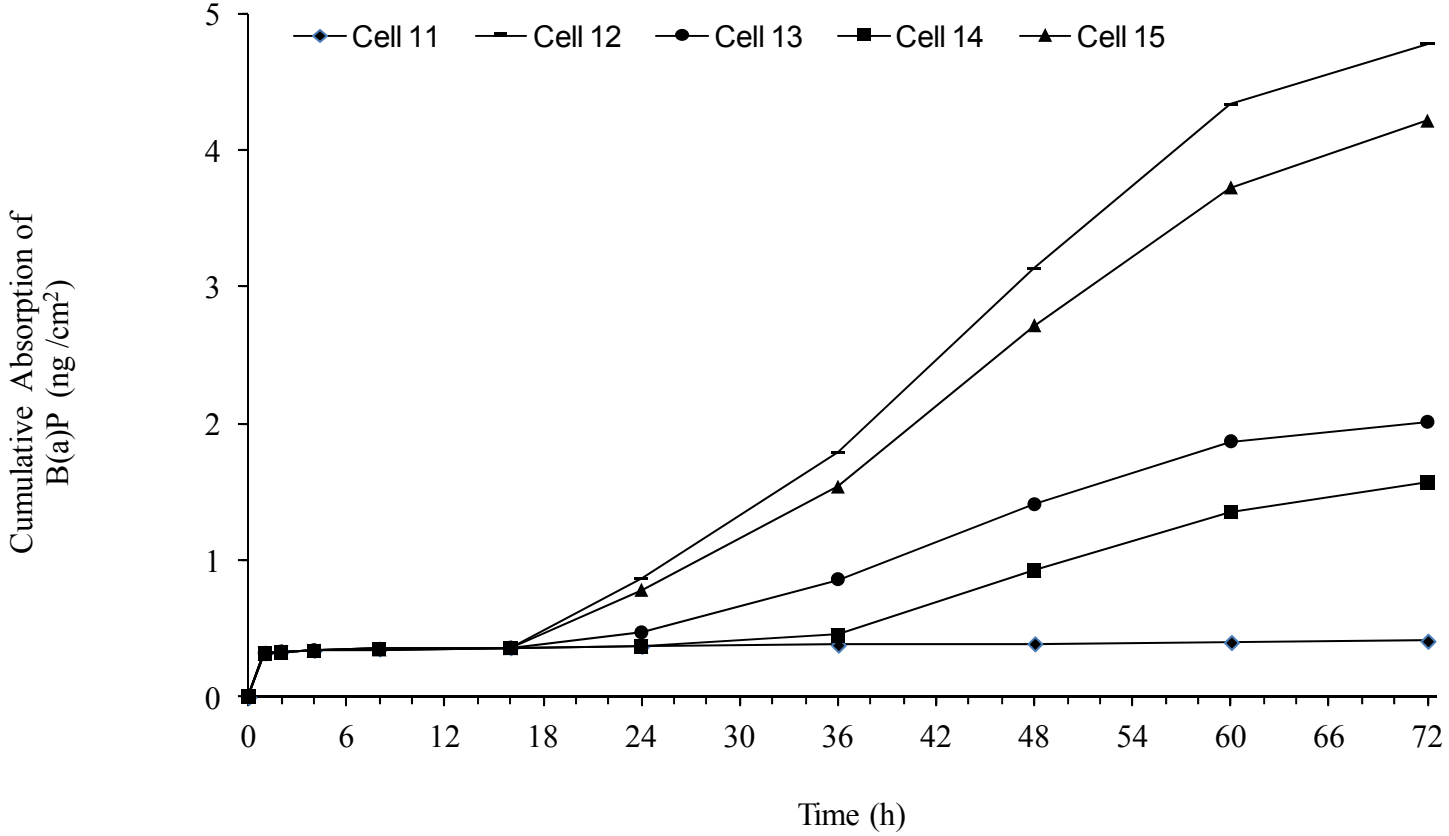

Figure 28 **Absorption Profile for Benz(a)pyrene (ng/cm^2) in Receptor Fluid Following Topical Application of Soil Sample FAFB-G3 in Test Preparation 3 to Human Split-Thickness Membranes (Mean + SD, n=5)**

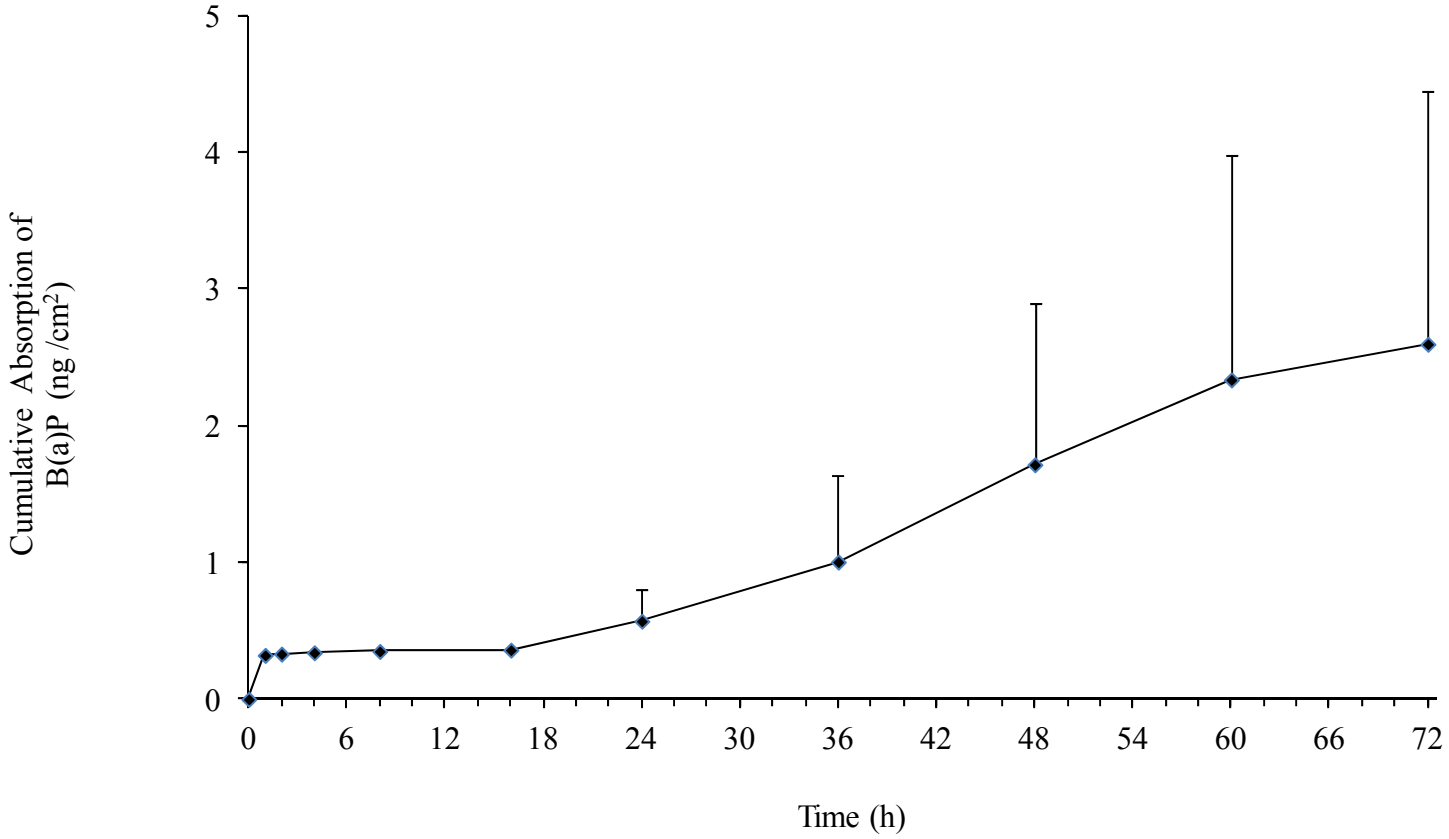

Figure 29 **Individual Absorption Profiles for Benzo(b)fluoranthene (ng/cm^2) in Receptor Fluid Following Topical Application of Soil Sample FAFB-G3 in Test Preparation 3 to Human Split-Thickness Membranes**

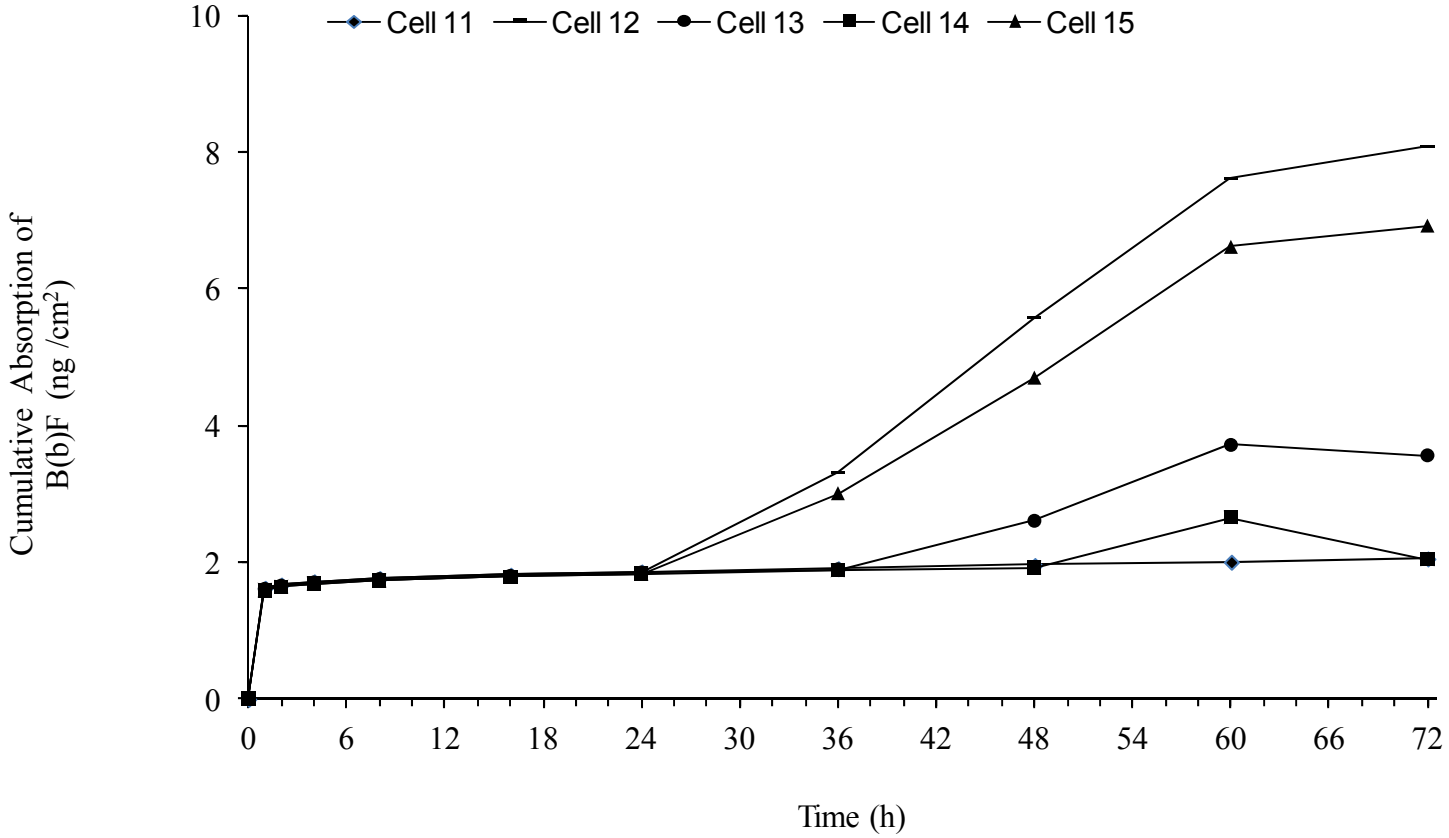

Figure 30 **Absorption Profile for Benzo(b)fluoranthene (ng/cm^2) in Receptor Fluid Following Topical Application of Soil Sample FAFB-G3 in Test Preparation 3 to Human Split-Thickness Membranes (Mean + SD, n=5)**

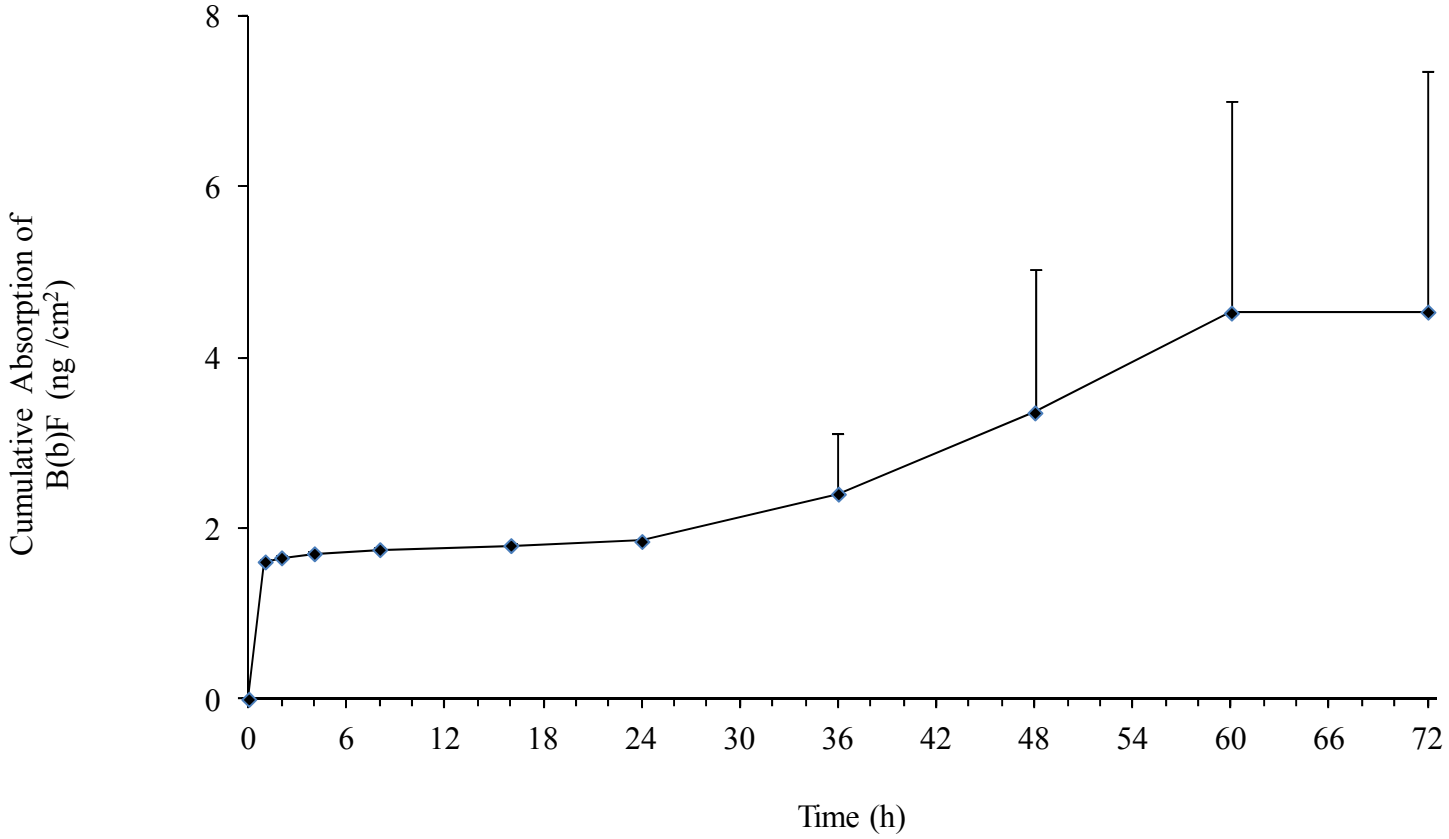

Figure 31 **Individual Absorption Profiles for Benzo(k)fluoranthene (ng/cm^2) in Receptor Fluid Following Topical Application of Soil Sample FAFB-G3 in Test Preparation 3 to Human Split-Thickness Membranes**

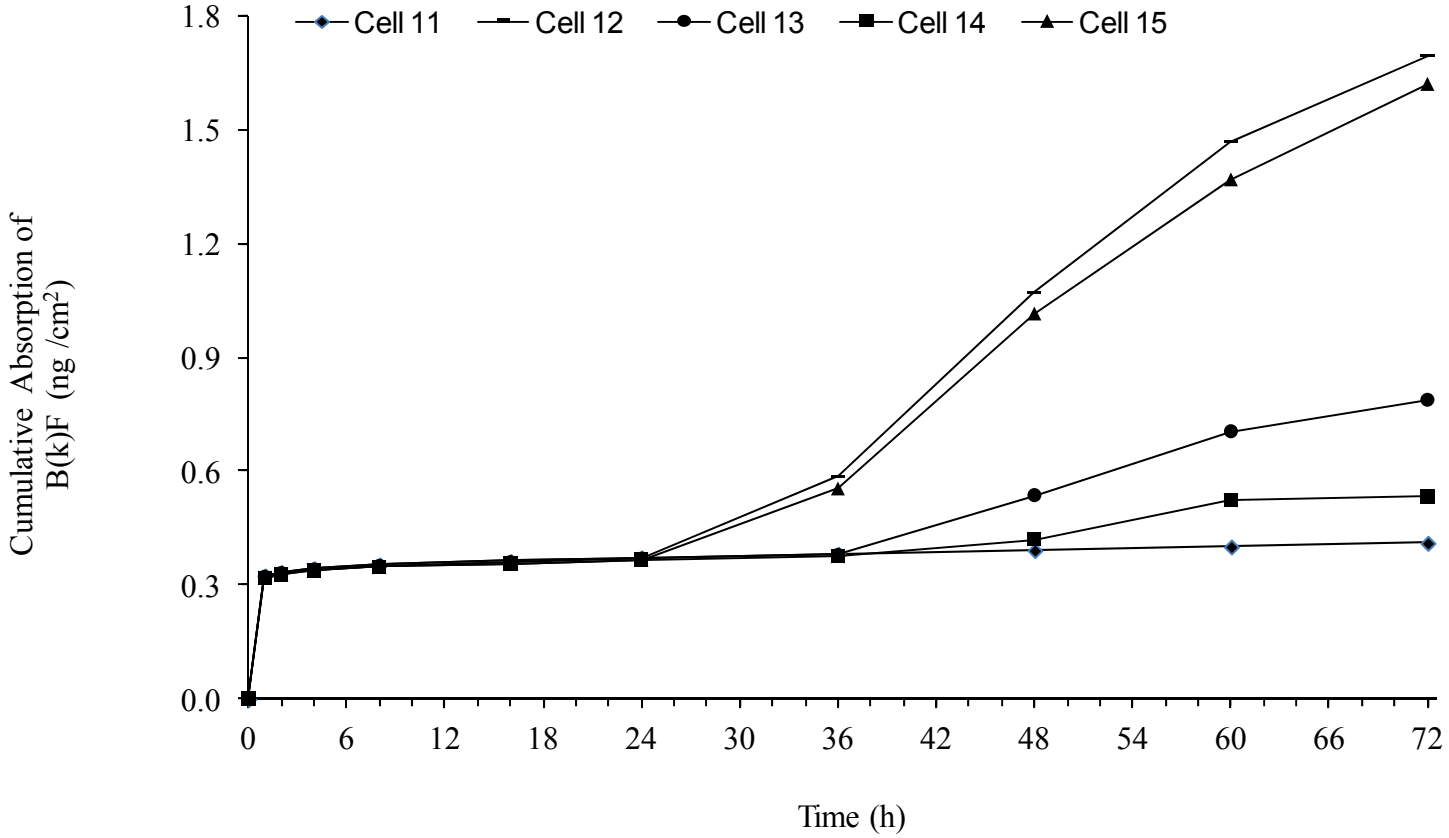

Figure 32 **Absorption Profile for Benzo(k)fluoranthene (ng/cm^2) in Receptor Fluid Following Topical Application of Soil Sample FAFB-G3 in Test Preparation 3 to Human Split-Thickness Membranes (Mean + SD, n=5)**

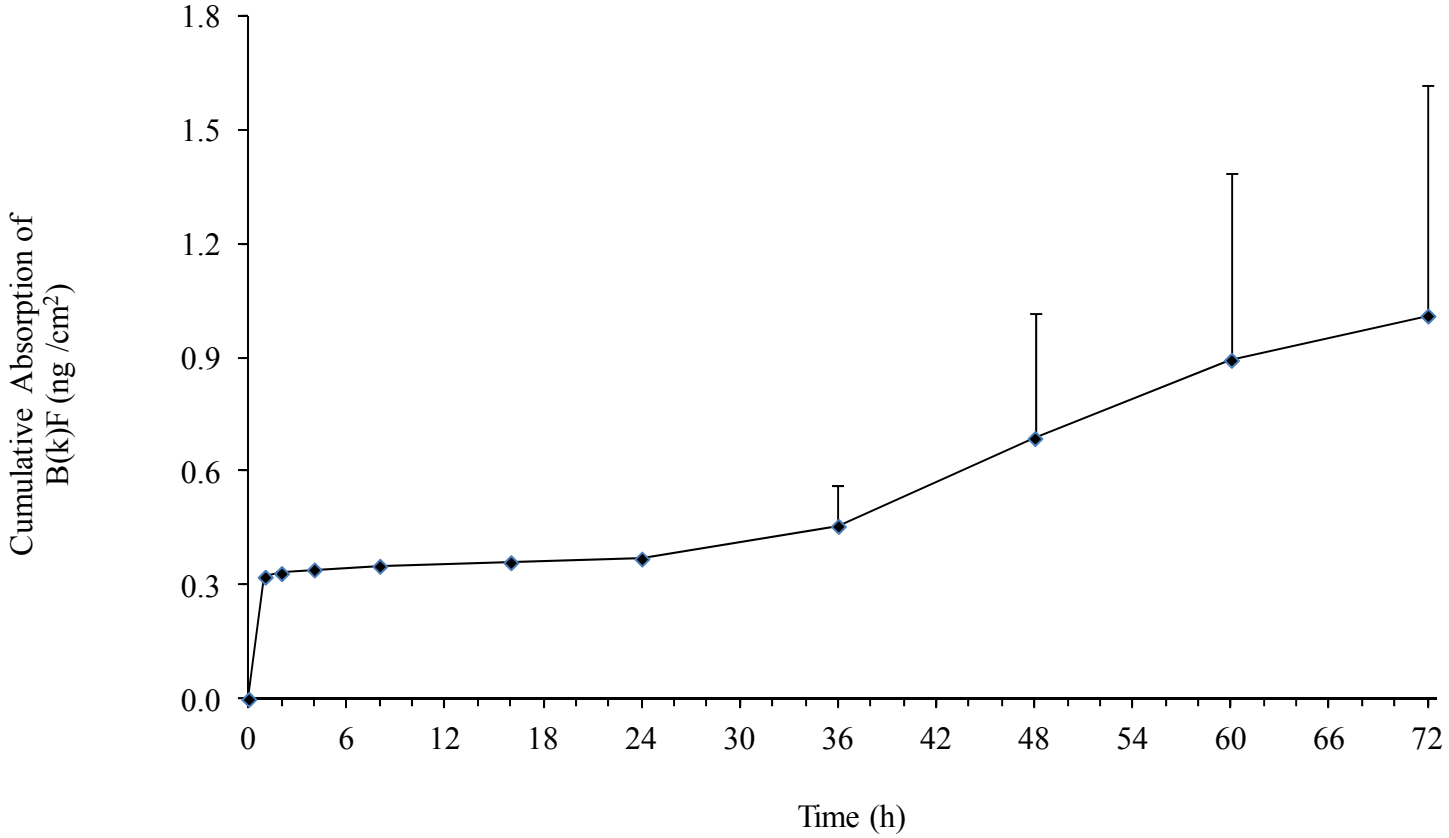

Figure 33 **Individual Absorption Profiles for Chrysene (ng/cm^2) in Receptor Fluid Following Topical Application of Soil Sample FAFB-G3 in Test Preparation 3 to Human Split-Thickness Membranes**

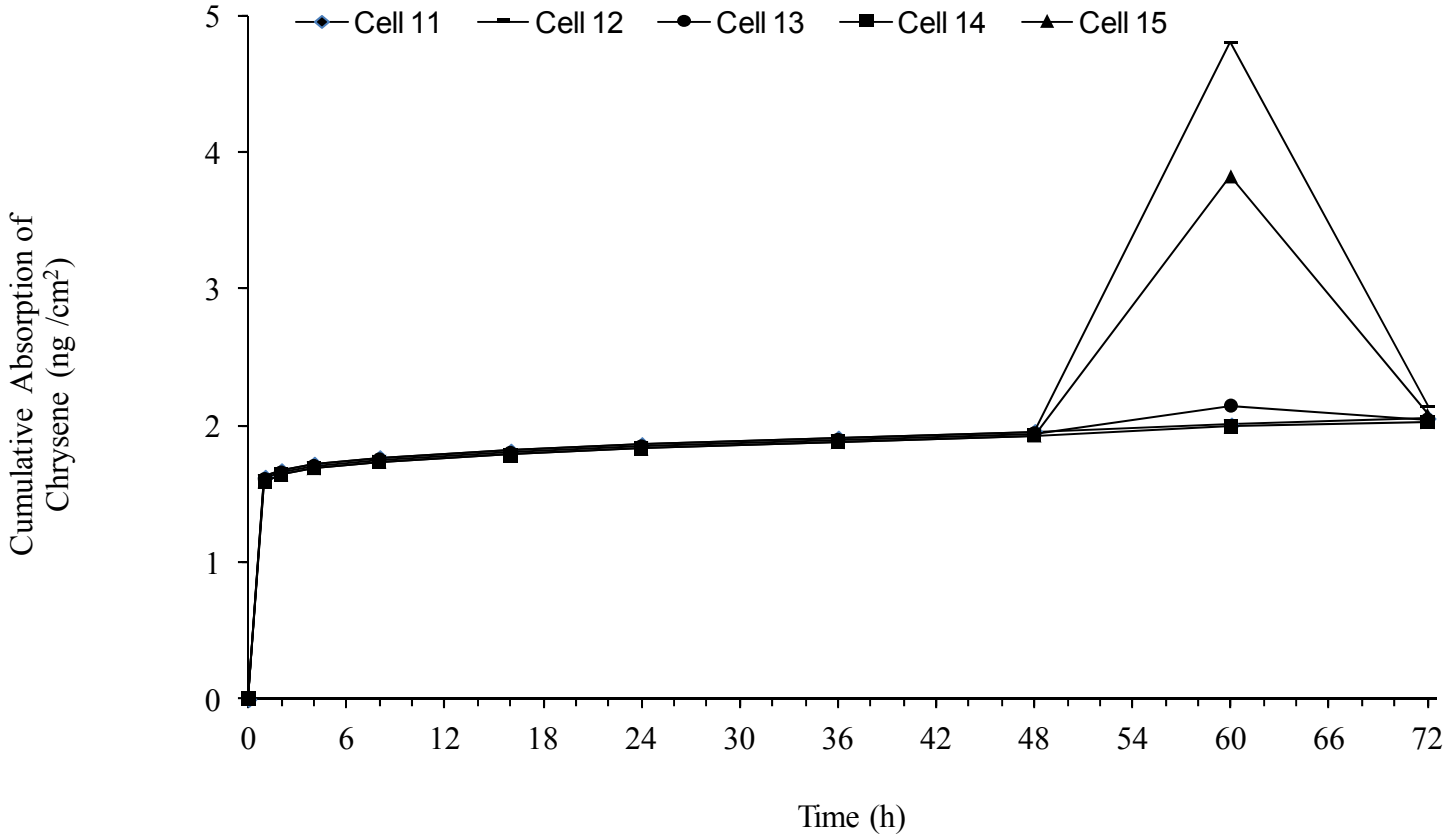

Figure 34 **Absorption Profile for Chrysene (ng/cm^2) in Receptor Fluid Following Topical Application of Soil Sample FAFB-G3 in Test Preparation 3 to Human Split-Thickness Membranes (Mean + SD, n=5)**

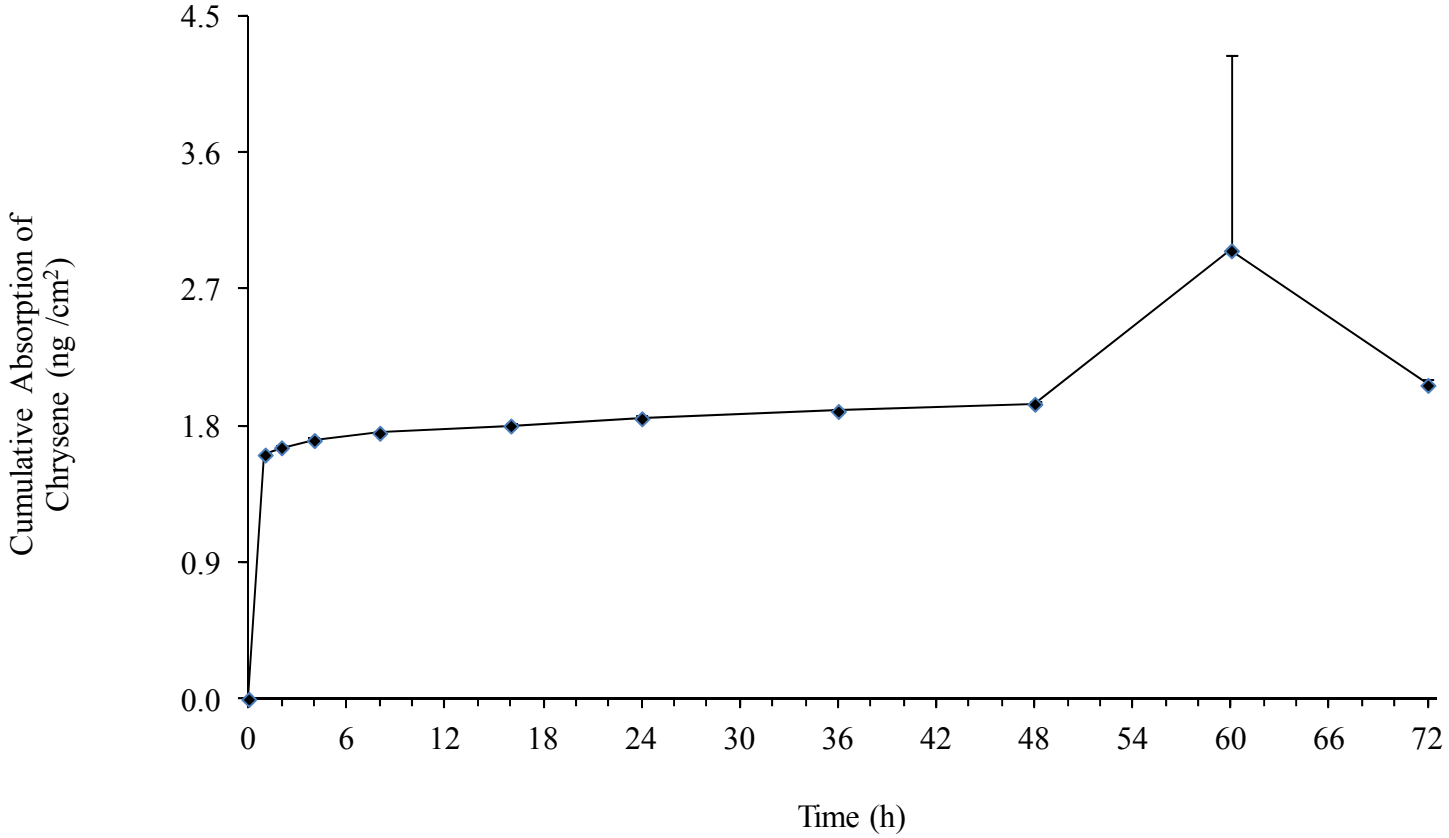

Figure 35 **Individual Absorption Profiles for Dibenz(a,h)anthracene (ng/cm^2) in Receptor Fluid Following Topical Application of Soil Sample FAFB-G3 in Test Preparation 3 to Human Split-Thickness Membranes**

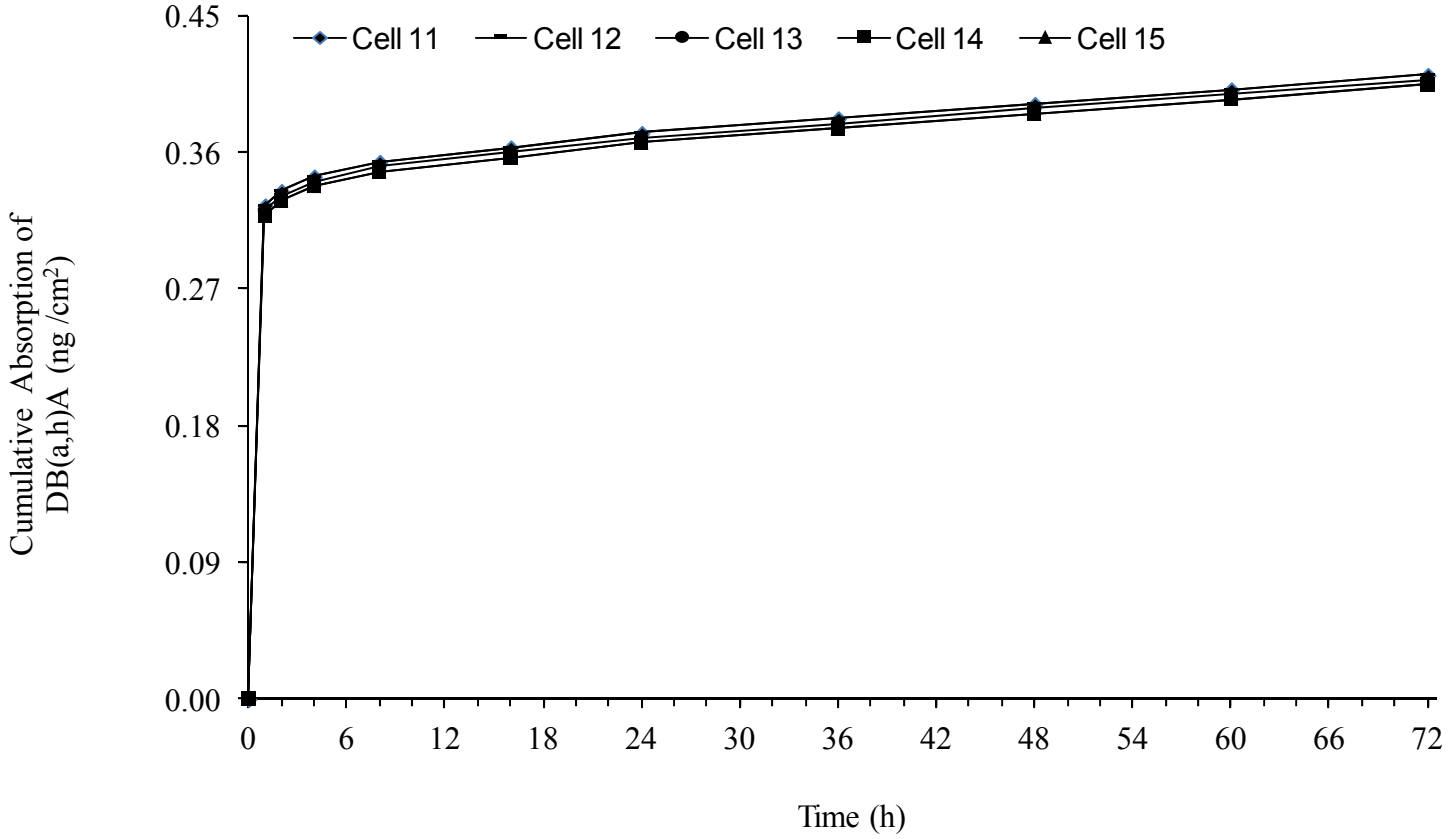

Figure 36 **Absorption Profile for Dibenz(a,h)anthracene (ng/cm^2) in Receptor Fluid Following Topical Application of Soil Sample FAFB-G3 in Test Preparation 3 to Human Split-Thickness Membranes (Mean + SD, n=5)**

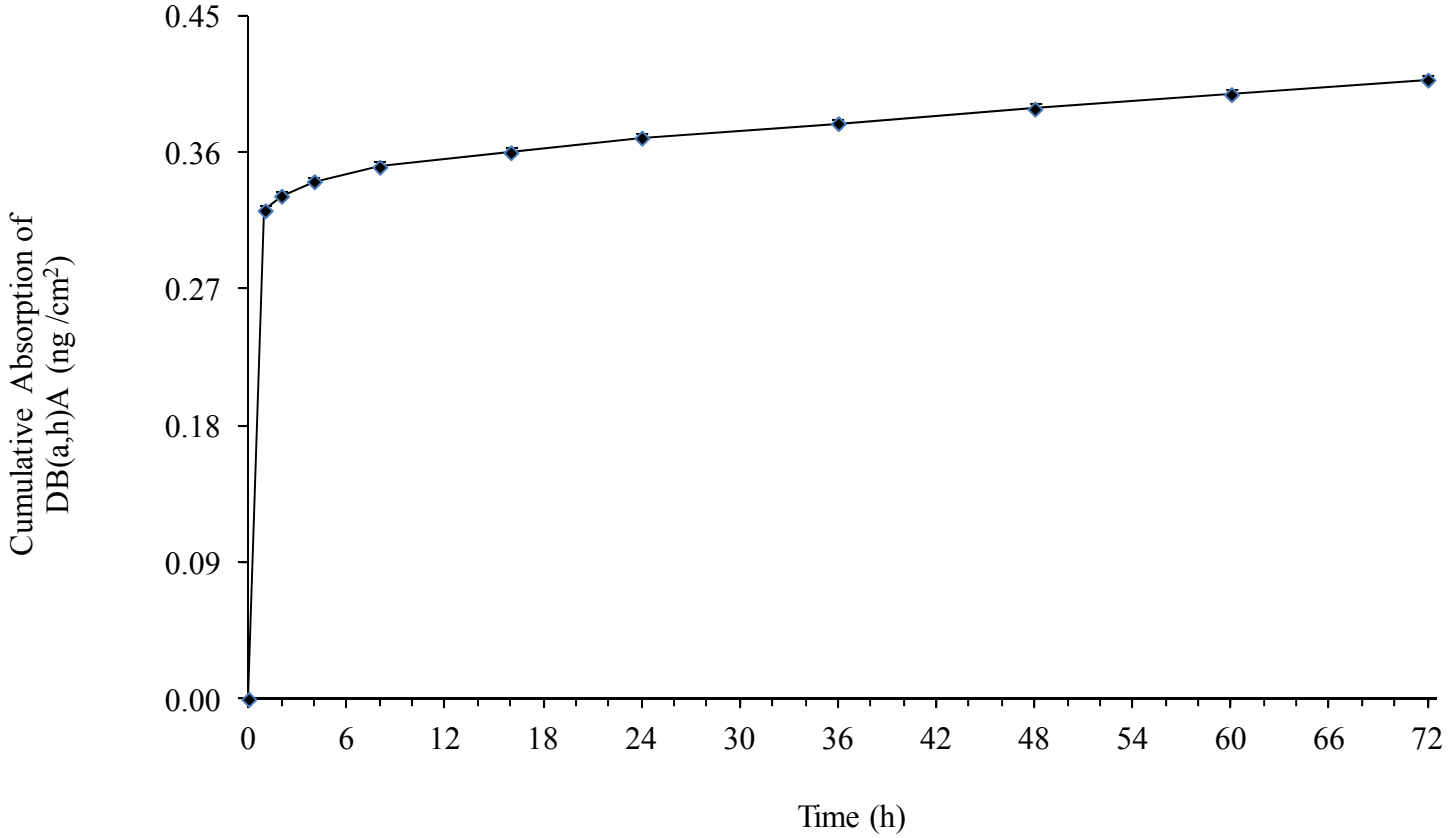

Figure 37 **Individual Absorption Profiles for Benz(a)anthracene (ng/cm^2) in Receptor Fluid Following Topical Application of Target Fragments (G2) 60 Mesh in Test Preparation 4 to Human Split-Thickness Membranes**

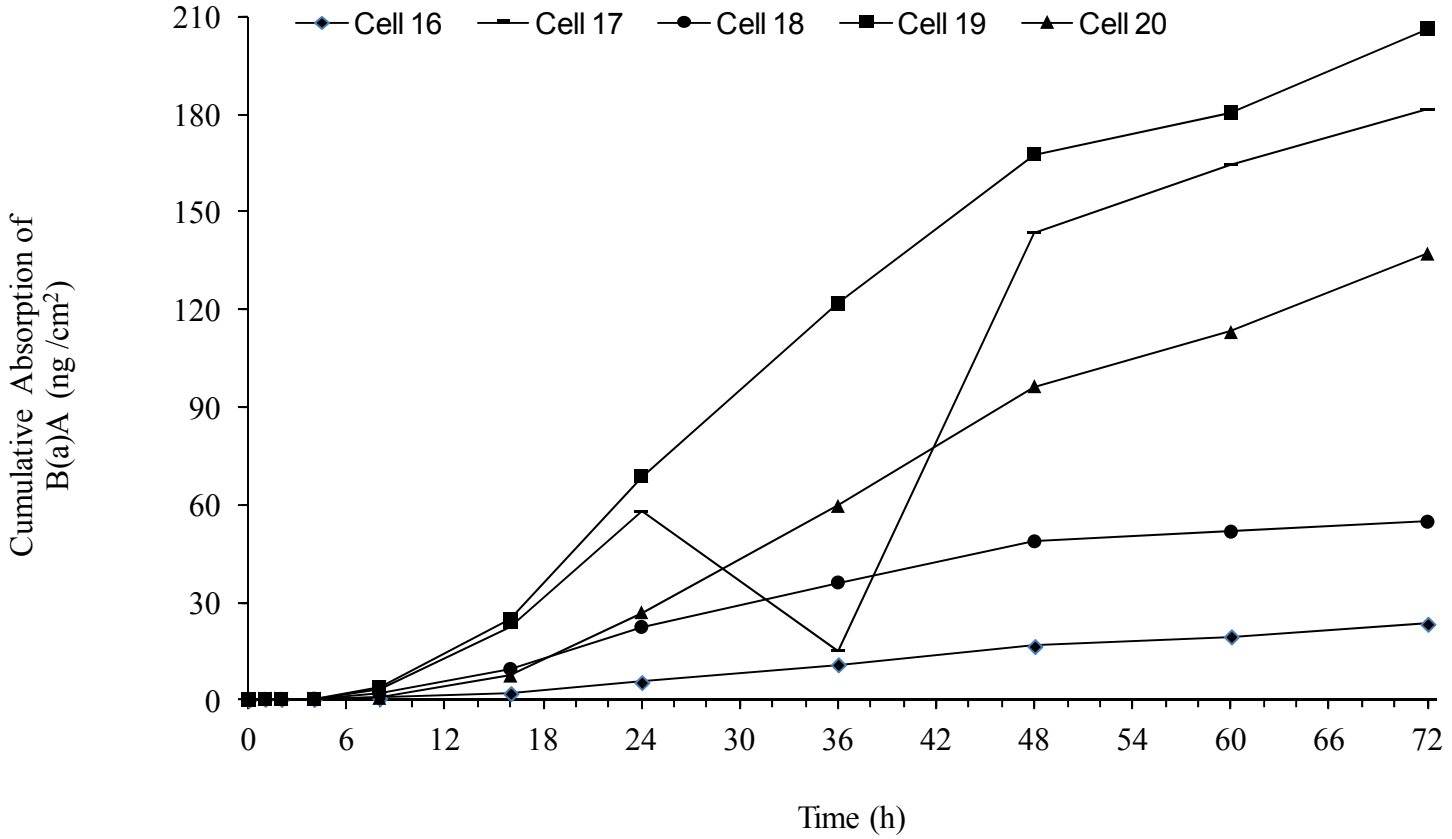

Figure 38 **Absorption Profile for Benz(a)anthracene (ng/cm^2) in Receptor Fluid Following Topical Application of Target Fragments (G2) 60 Mesh in Test Preparation 4 to Human Split-Thickness Membranes (Mean + SD, n=5)**

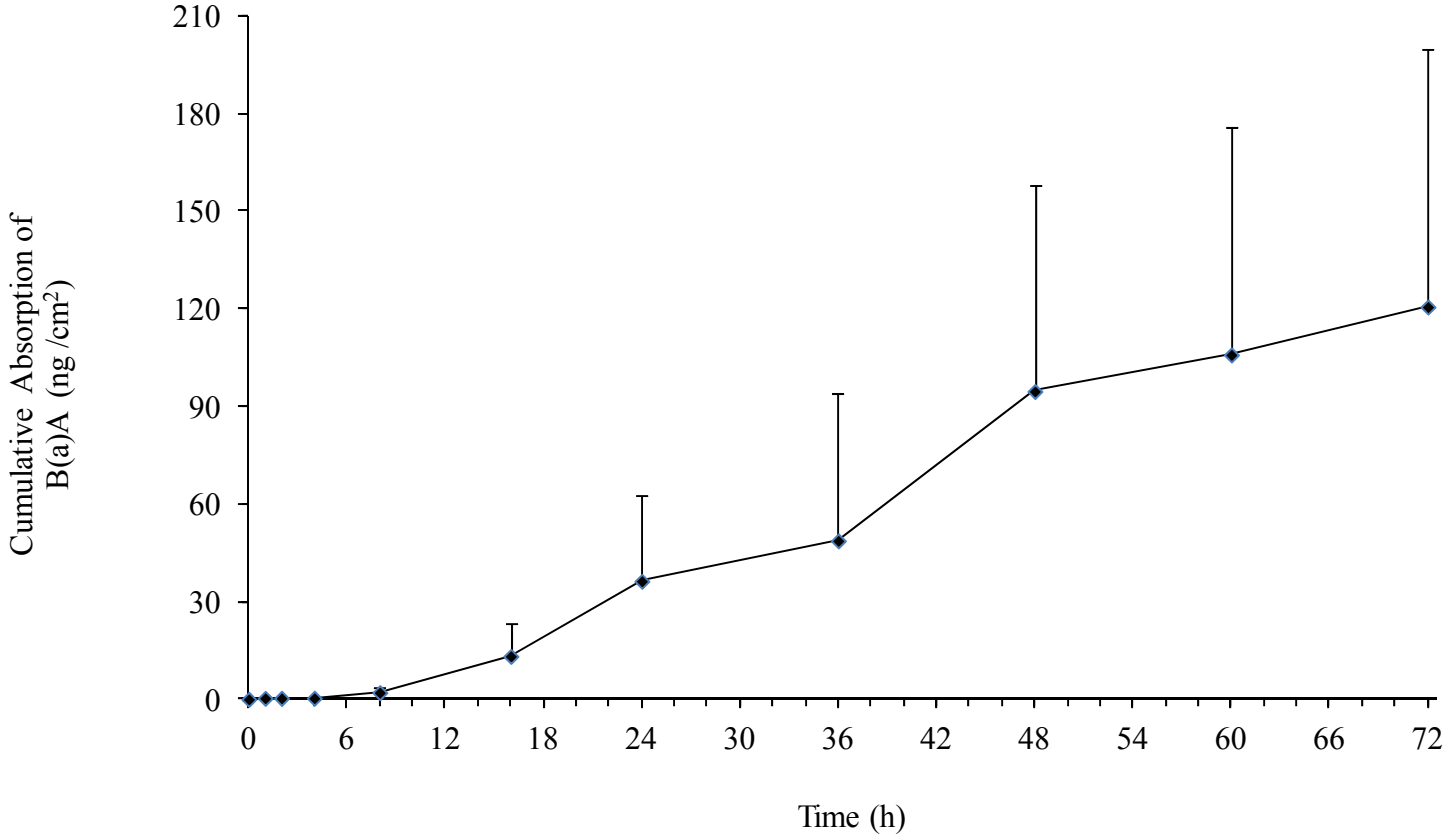

Figure 39 **Individual Absorption Profiles for Benzo(a)pyrene (ng/cm^2) in Receptor Fluid Following Topical Application of Target Fragments (G2) 60 Mesh in Test Preparation 4 to Human Split-Thickness Membranes**

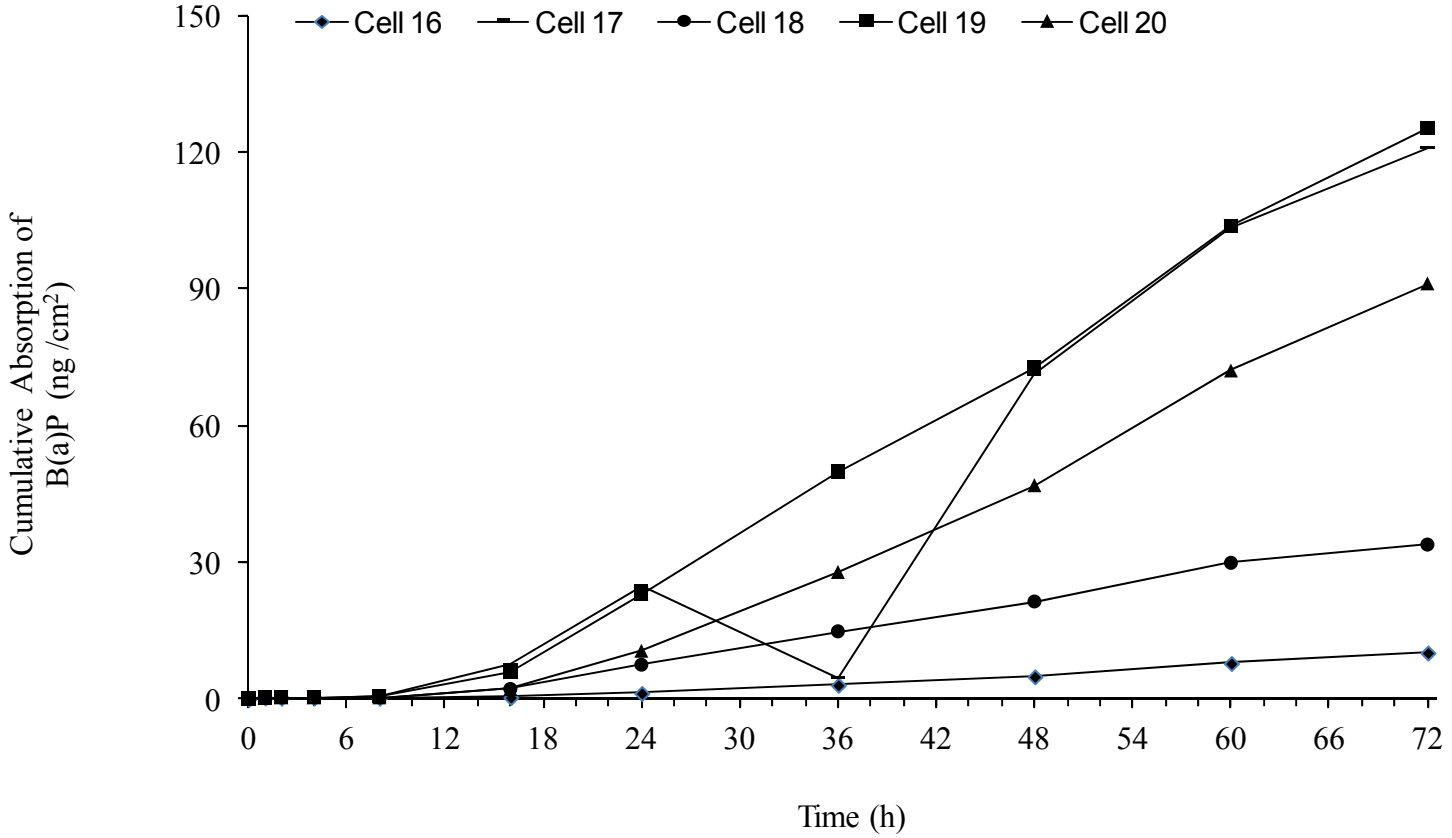

Figure 40 **Absorption Profile for Benz(a)pyrene (ng/cm^2) in Receptor Fluid Following Topical Application of Target Fragments (G2) 60 Mesh in Test Preparation 4 to Human Split-Thickness Membranes (Mean + SD, n=5)**

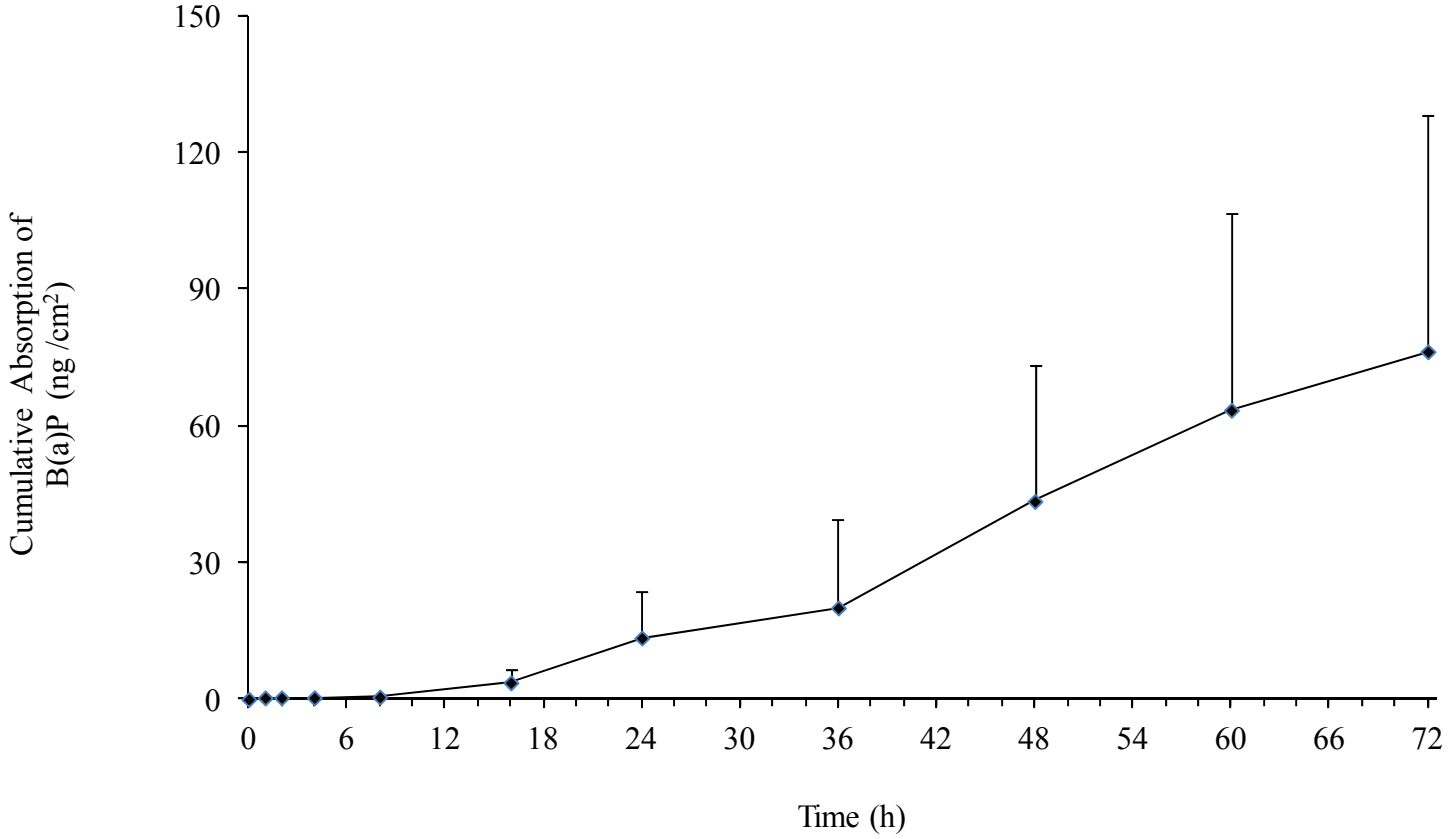

Figure 41 **Individual Absorption Profiles for Benzo(b)fluoranthene (ng/cm^2) in Receptor Fluid Following Topical Application of Target Fragments (G2) 60 Mesh in Test Preparation 4 to Human Split-Thickness Membranes**

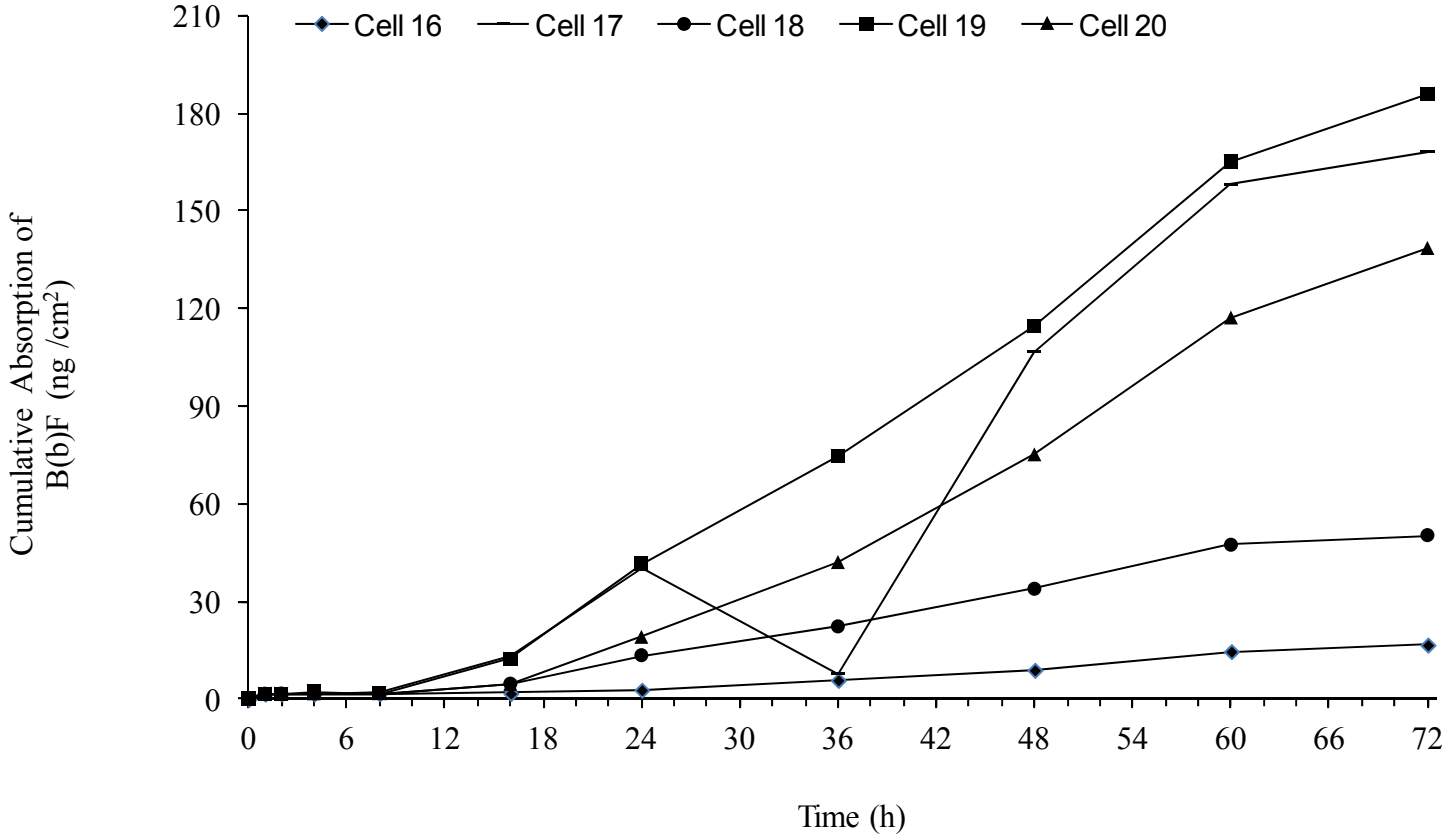

Figure 42 **Absorption Profile for Benzo(b)fluoranthene (ng/cm^2) in Receptor Fluid Following Topical Application of Target Fragments (G2) 60 Mesh in Test Preparation 4 to Human Split-Thickness Membranes (Mean + SD, n=5)**

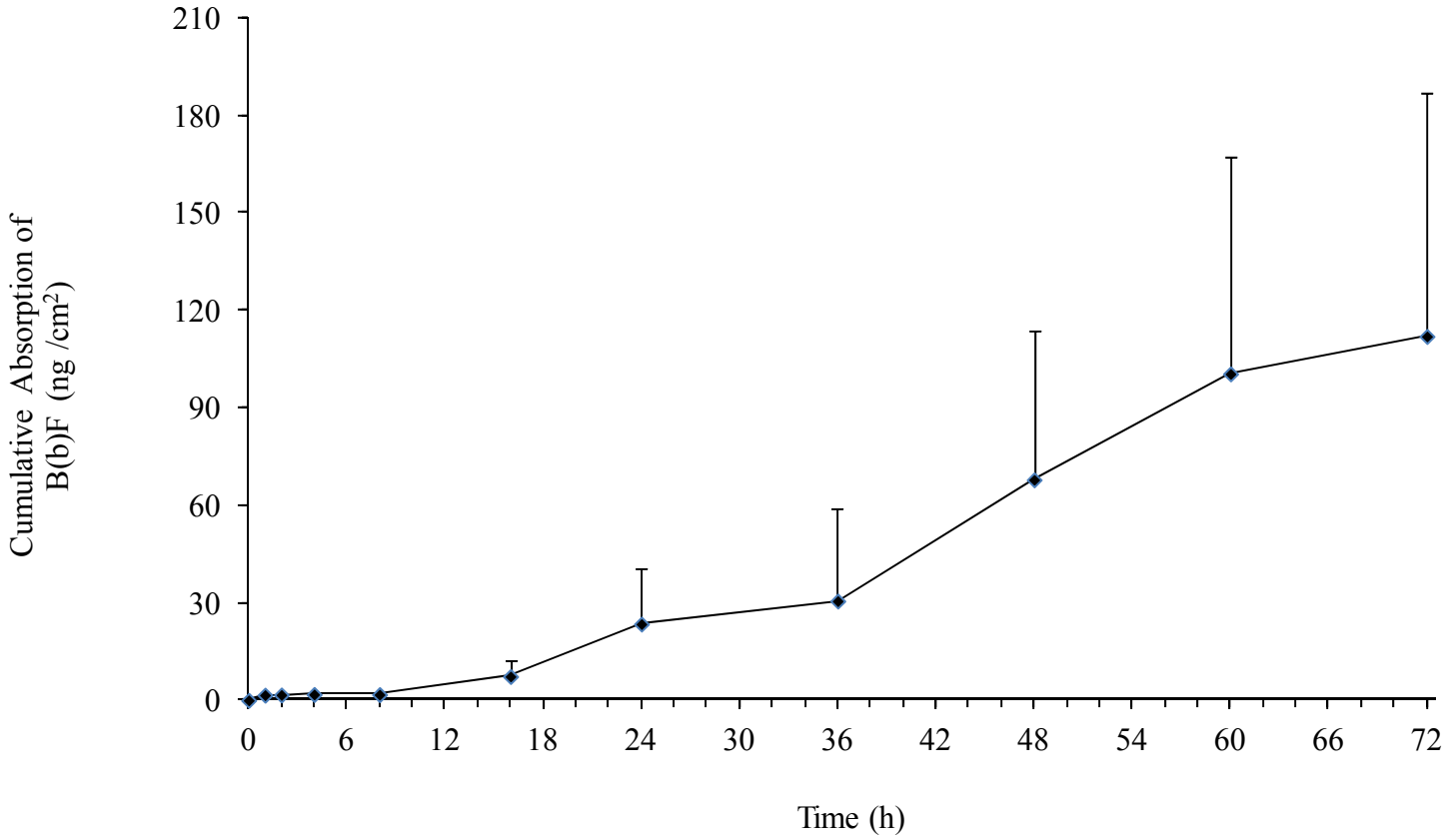

Figure 43 **Individual Absorption Profiles for Benzo(k)fluoranthene (ng/cm^2) in Receptor Fluid Following Topical Application of Target Fragments (G2) 60 Mesh in Test Preparation 4 to Human Split-Thickness Membranes**

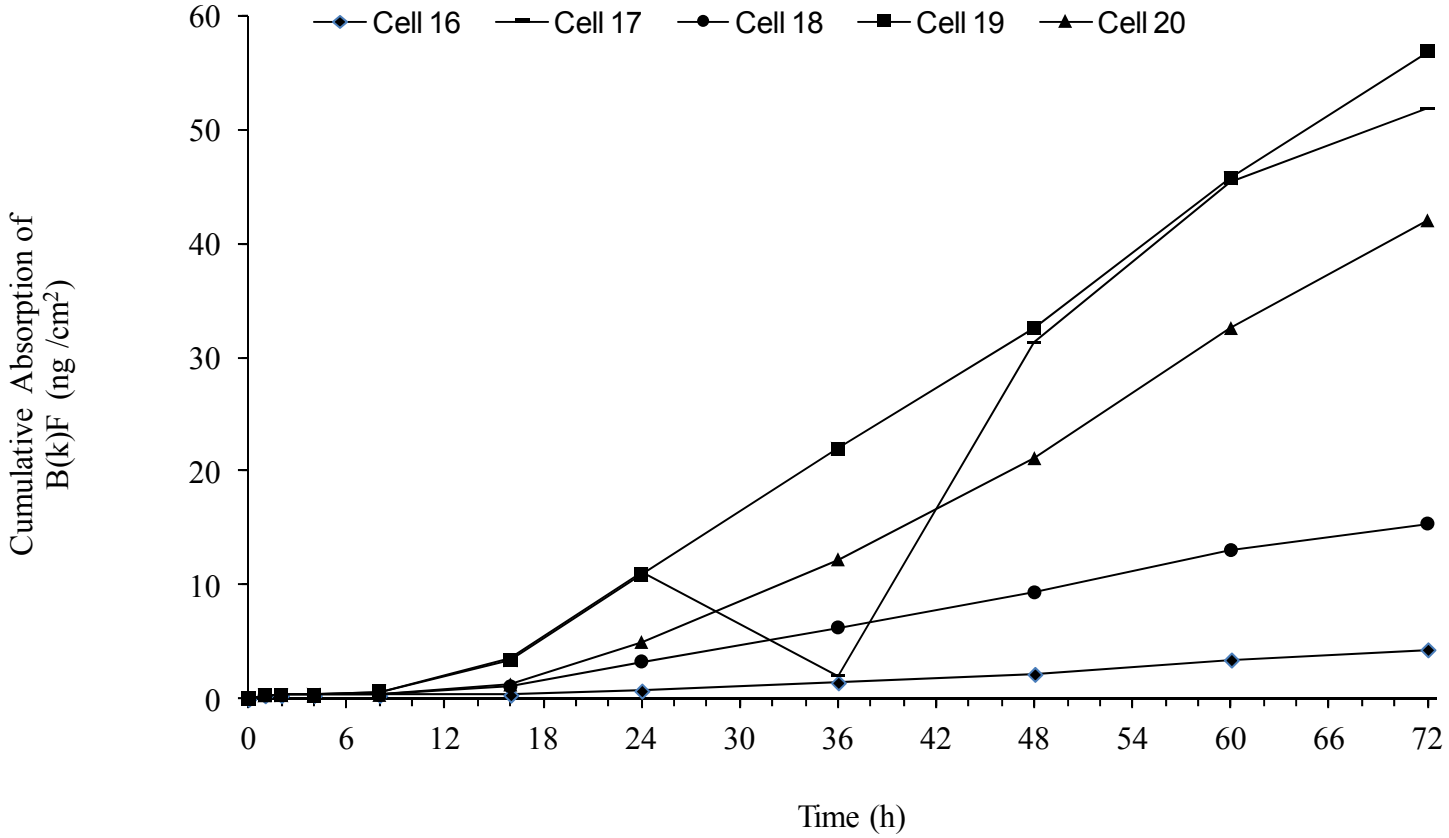

Figure 44 **Absorption Profile for Benzo(k)fluoranthene (ng/cm^2) in Receptor Fluid Following Topical Application of Target Fragments (G2) 60 Mesh in Test Preparation 4 to Human Split-Thickness Membranes (Mean + SD, n=5)**

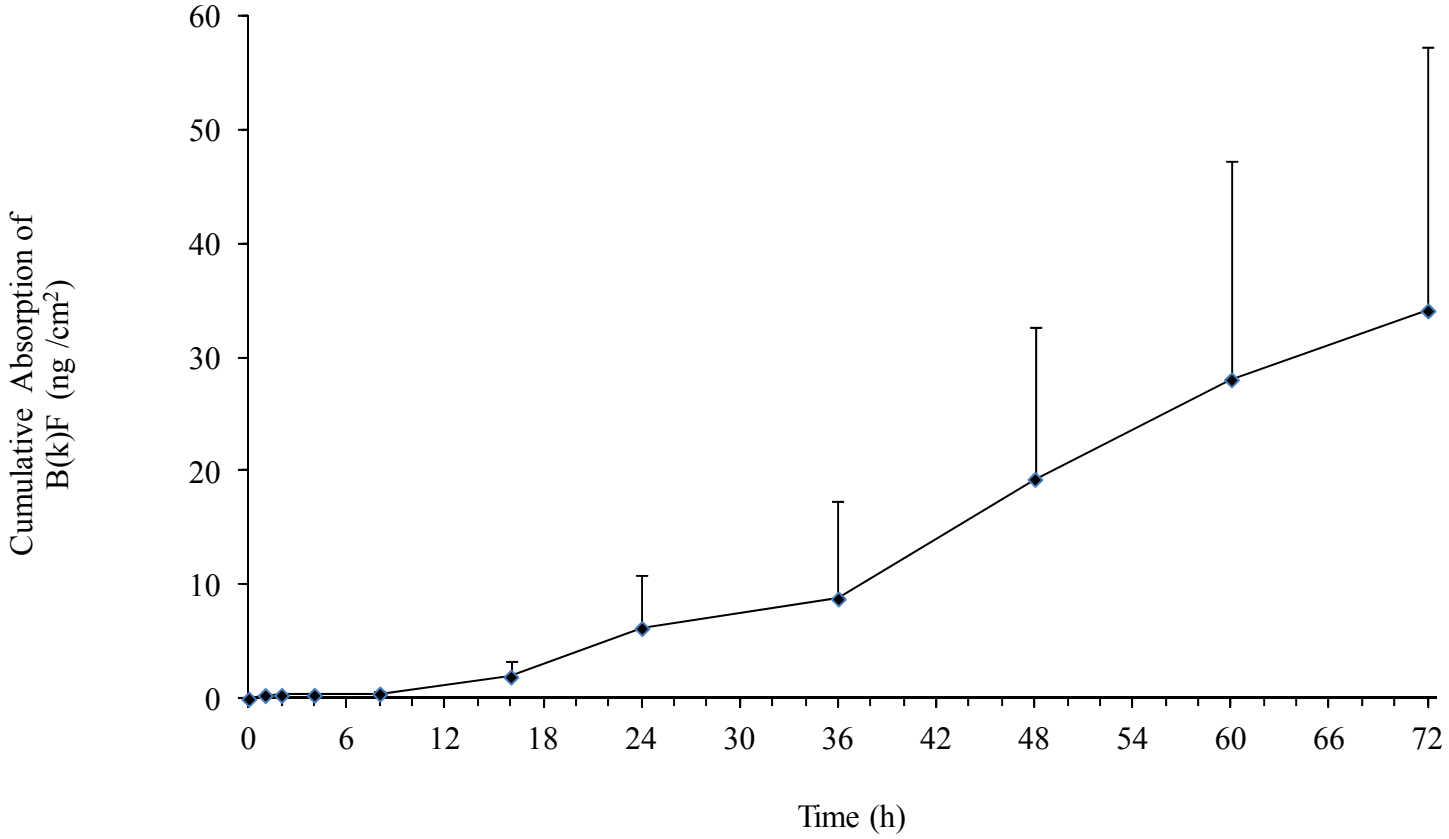

Figure 45 **Individual Absorption Profiles for Chrysene (ng/cm^2) in Receptor Fluid Following Topical Application of Target Fragments (G2) 60 Mesh in Test Preparation 4 to Human Split-Thickness Membranes**

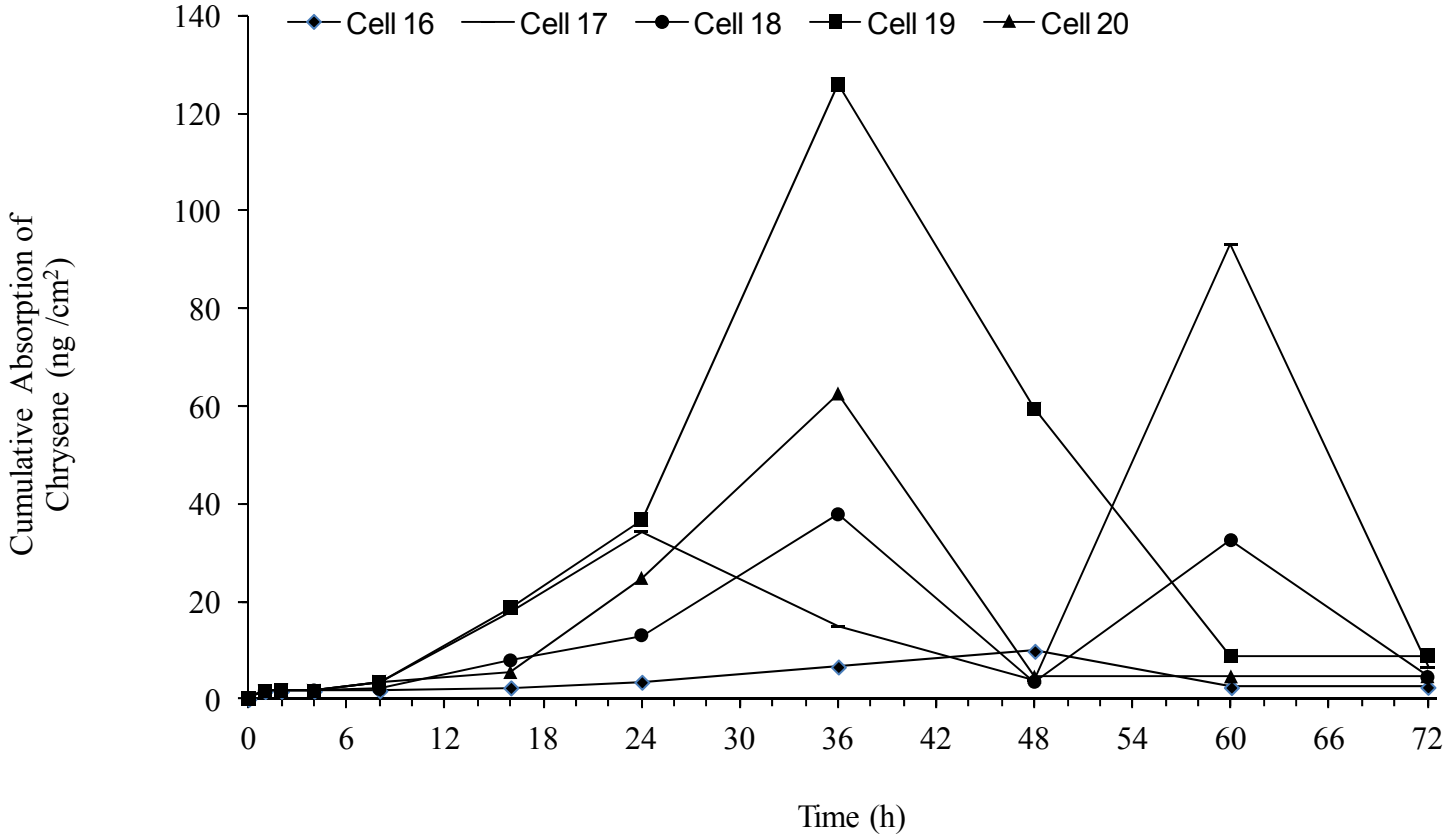

Figure 46 **Absorption Profiles for Chrysene (ng/cm^2) in Receptor Fluid Following Topical Application of Target Fragments (G2) 60 Mesh in Test Preparation 4 to Human Split-Thickness Membranes (Mean + SD, n=5)**

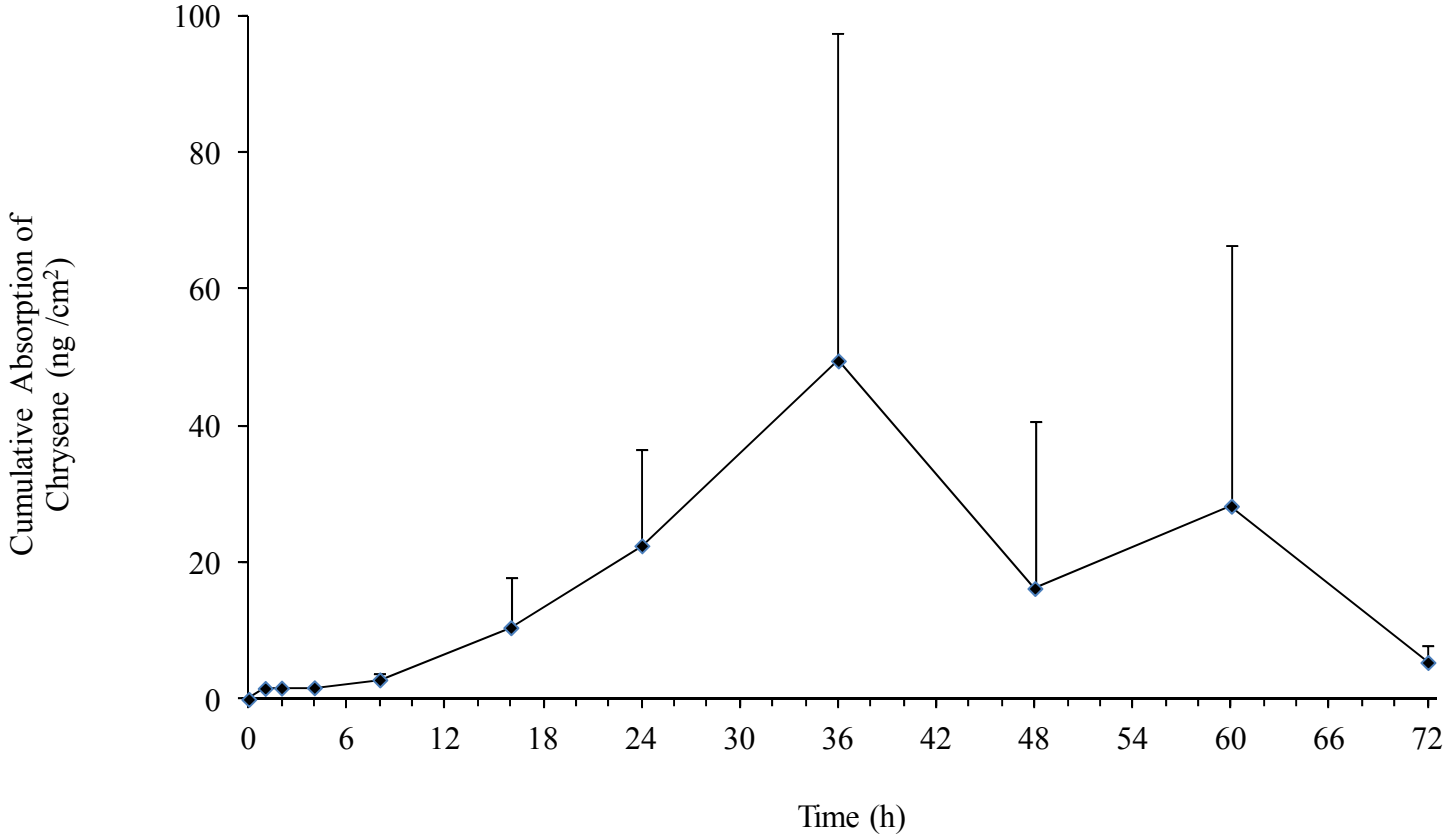

Figure 47 **Individual Absorption Profiles for Dibenz(a,h)anthracene (ng/cm^2) in Receptor Fluid Following Topical Application of Target Fragments (G2) 60 Mesh in Test Preparation 4 to Human Split-Thickness Membranes**

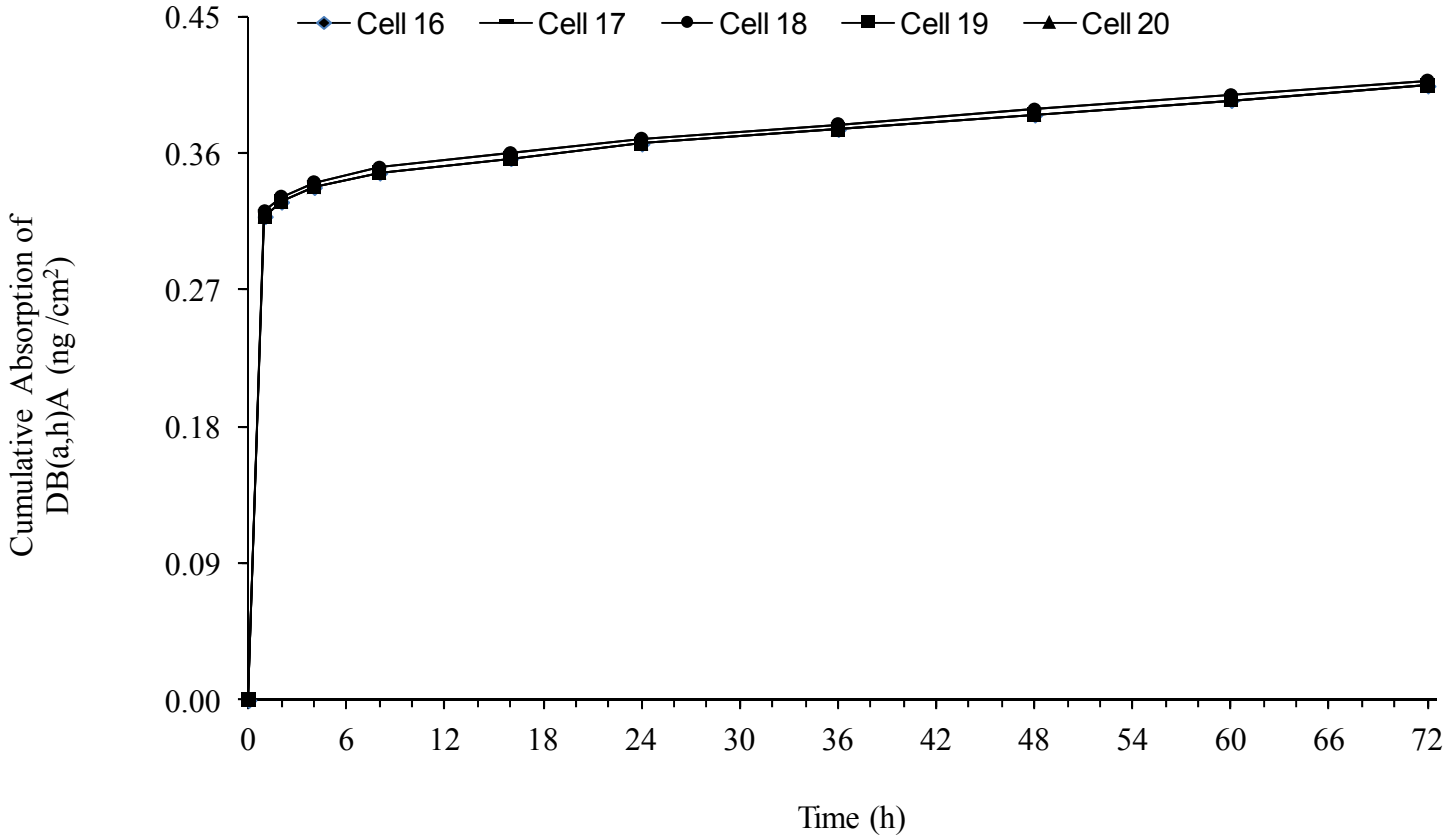

Figure 48 **Absorption Profile for Dibenz(a,h)anthracene (ng/cm^2) in Receptor Fluid Following Topical Application of Target Fragments (G2) 60 Mesh in Test Preparation 4 to Human Split-Thickness Membranes (Mean + SD, n=5)**

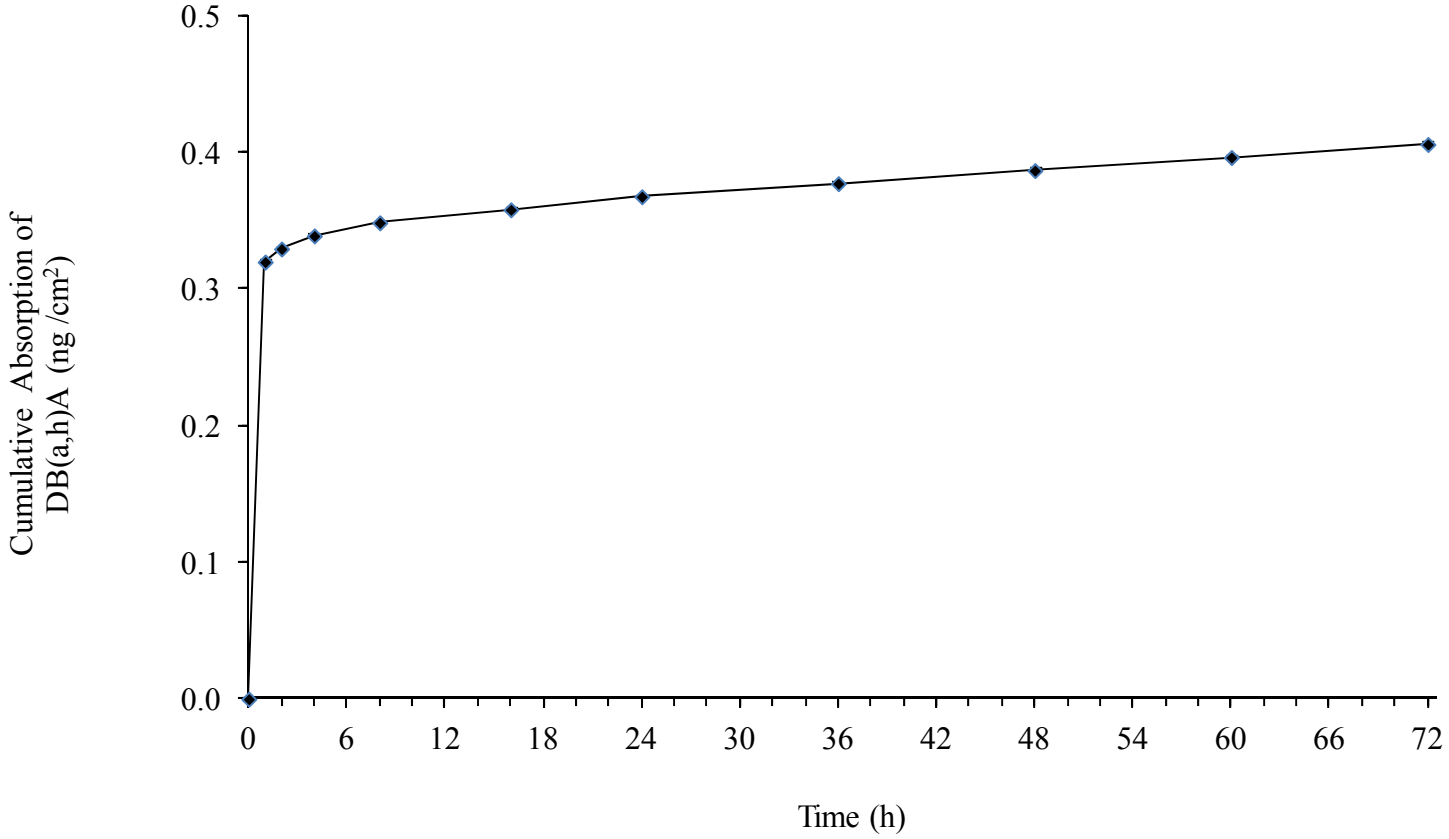

Figure 49 **Individual Absorption Profiles for Benz(a)anthracene (ng/cm^2) in Receptor Fluid Following Topical Application of Benzo(a)pyrene spiked soil in Test Preparation 5 to Human Split-Thickness Membranes**

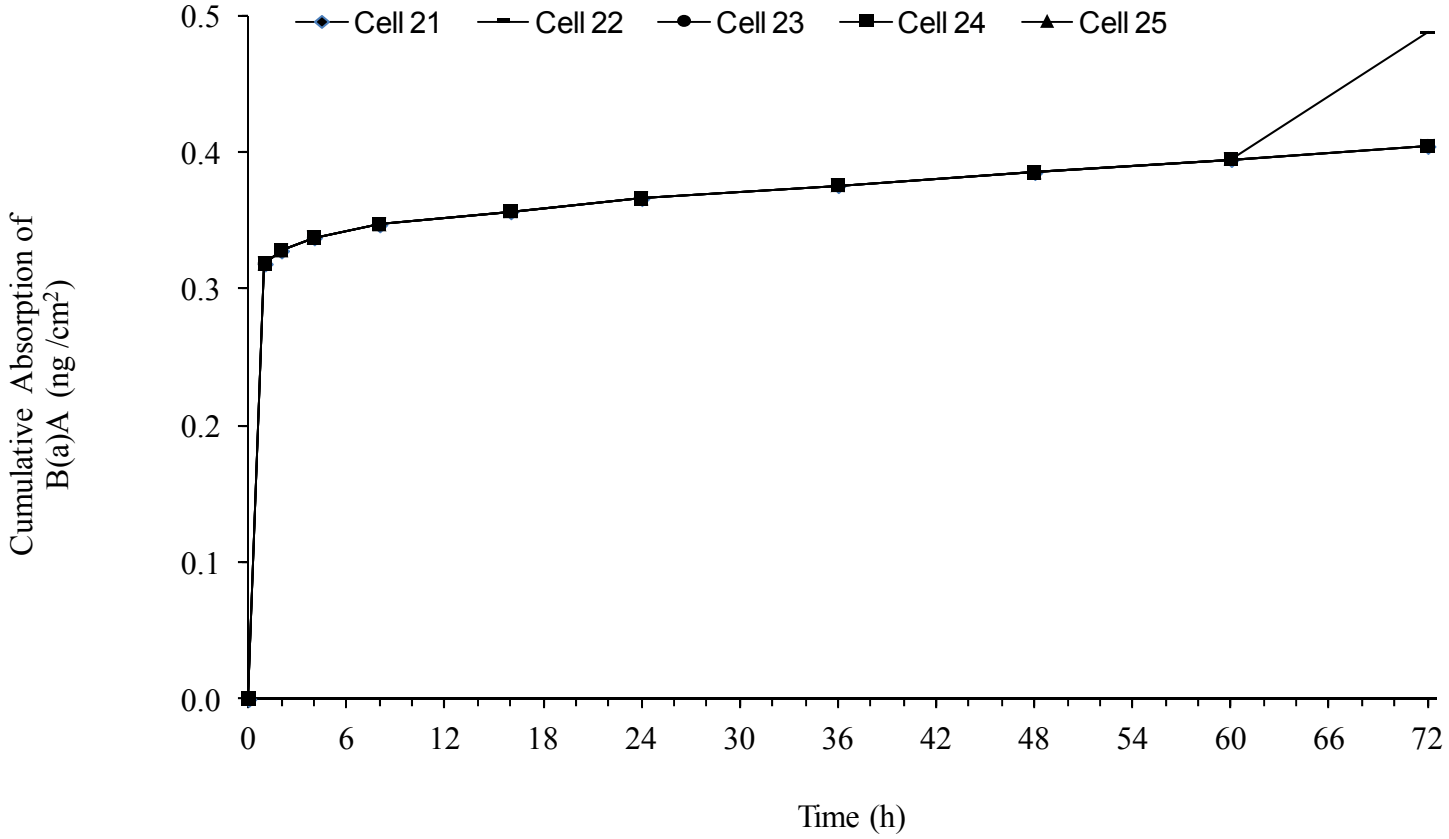

Figure 50 **Absorption Profile for Benz(a)anthracene (ng/cm^2) in Receptor Fluid Following Topical Application of Benzo(a)pyrene spiked soil in Test Preparation 5 to Human Split-Thickness Membranes (Mean + SD, n=5)**

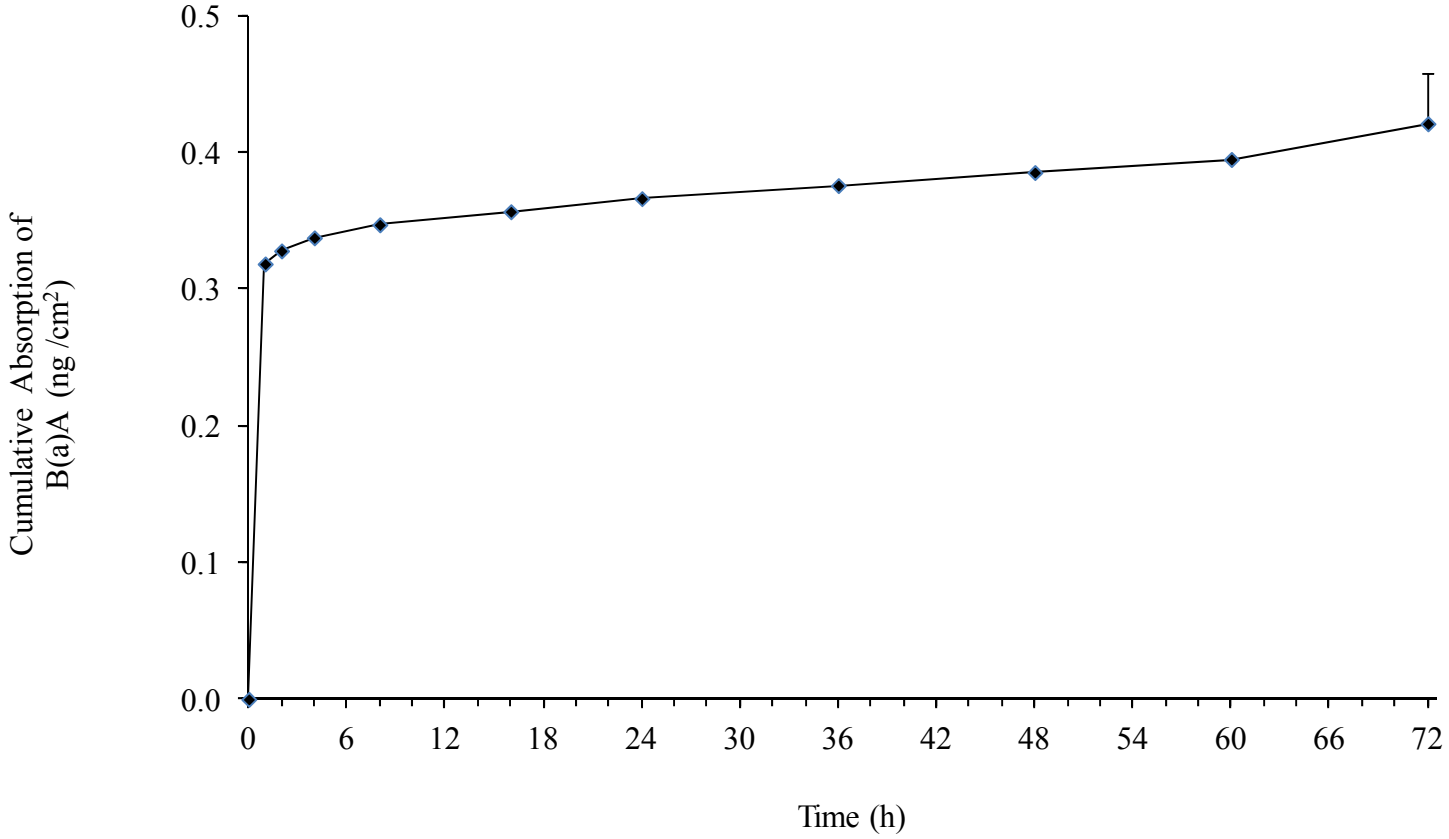

Figure 51 **Individual Absorption Profiles for Benzo(a)pyrene (ng/cm^2) in Receptor Fluid Following Topical Application of Benzo(a)pyrene spiked soil in Test Preparation 5 to Human Split-Thickness Membranes**

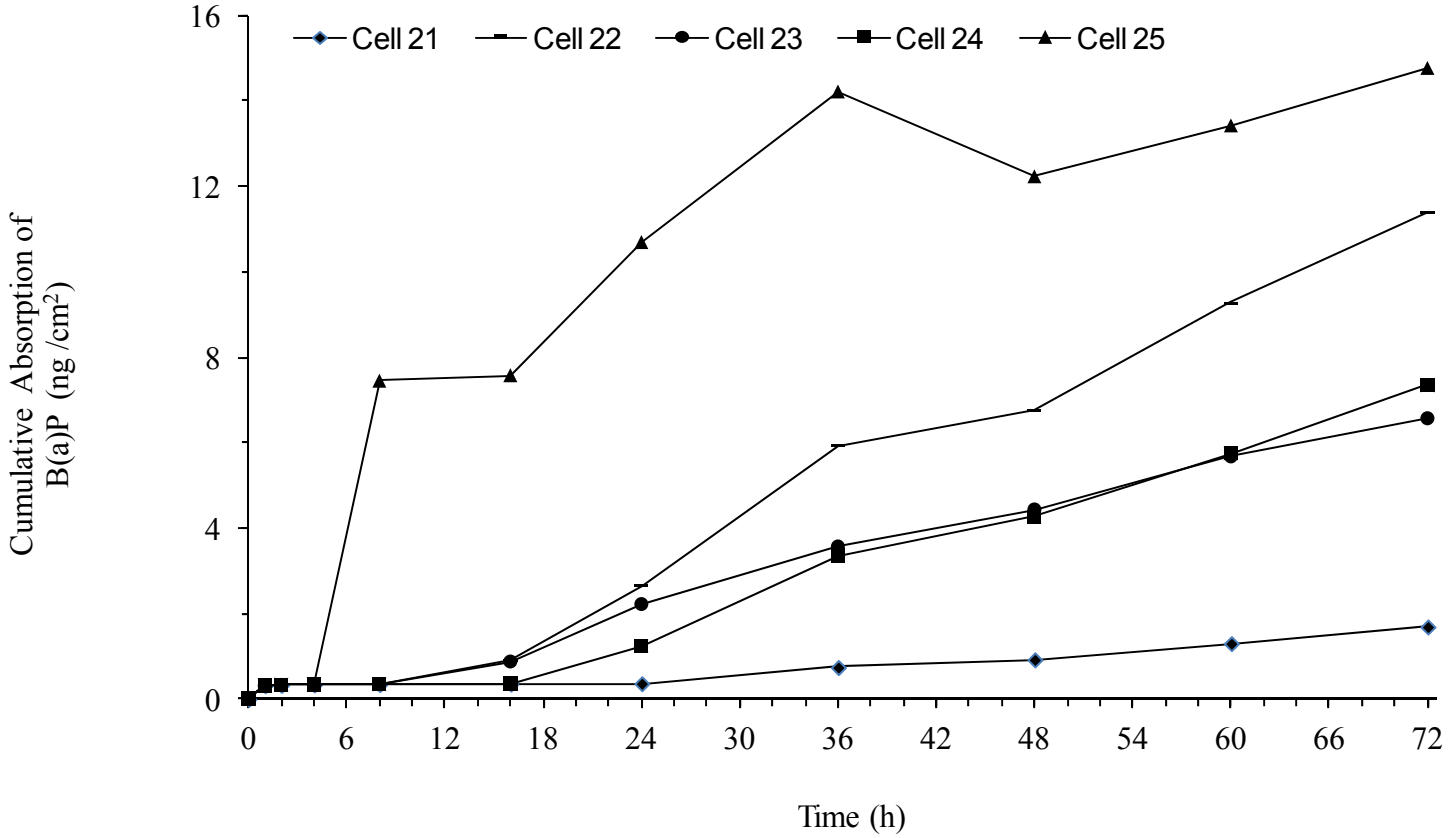

Figure 52 **Absorption Profile for Benz(a)pyrene (ng/cm^2) in Receptor Fluid Following Topical Application of Benzo(a)pyrene spiked soil in Test Preparation 5 to Human Split-Thickness Membranes (Mean + SD, n=5)**

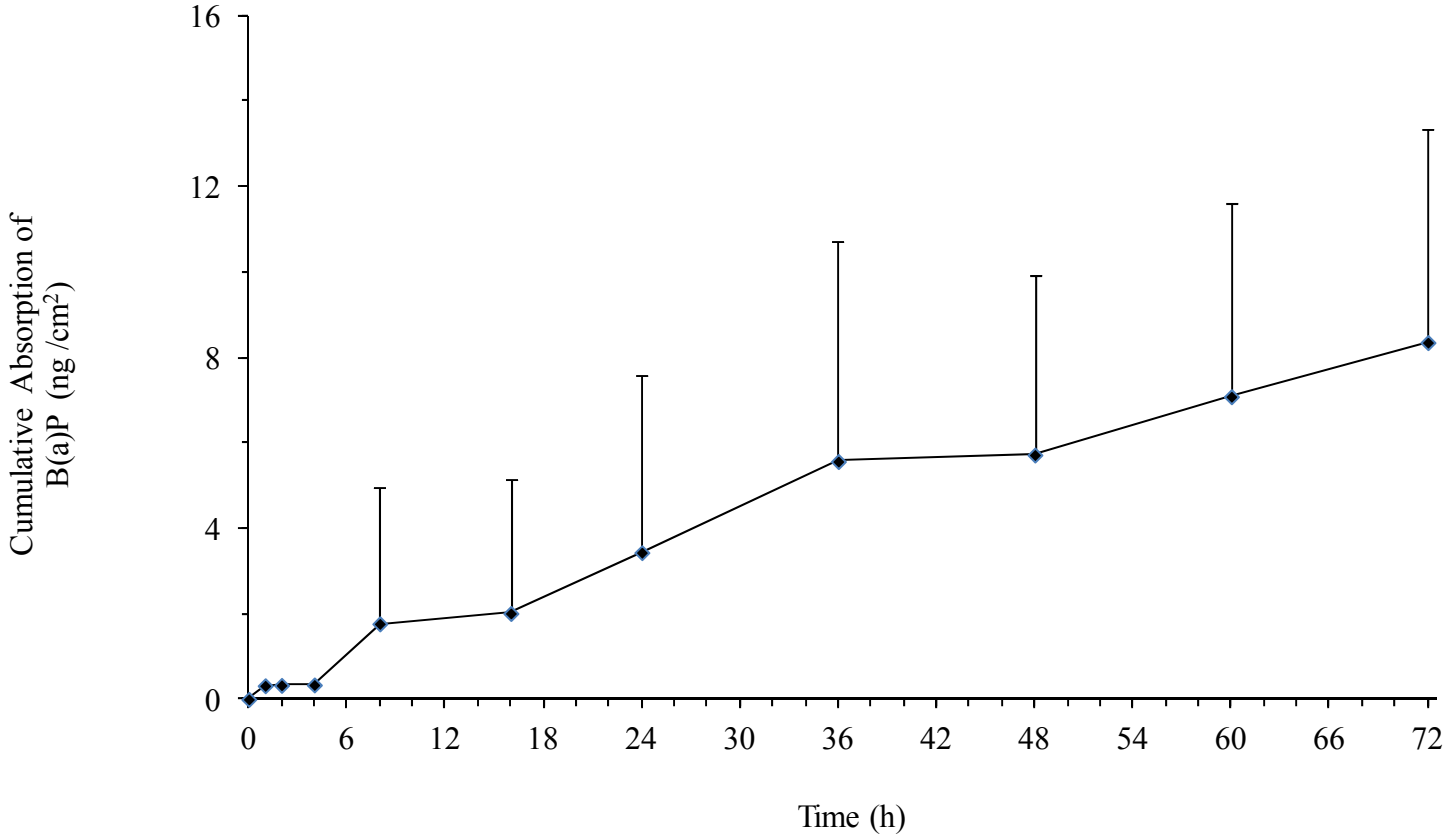

Figure 53 **Individual Absorption Profiles for Benzo(b)fluoranthene (ng/cm^2) in Receptor Fluid Following Topical Application of Benzo(a)pyrene spiked soil in Test Preparation 5 to Human Split-Thickness Membranes**

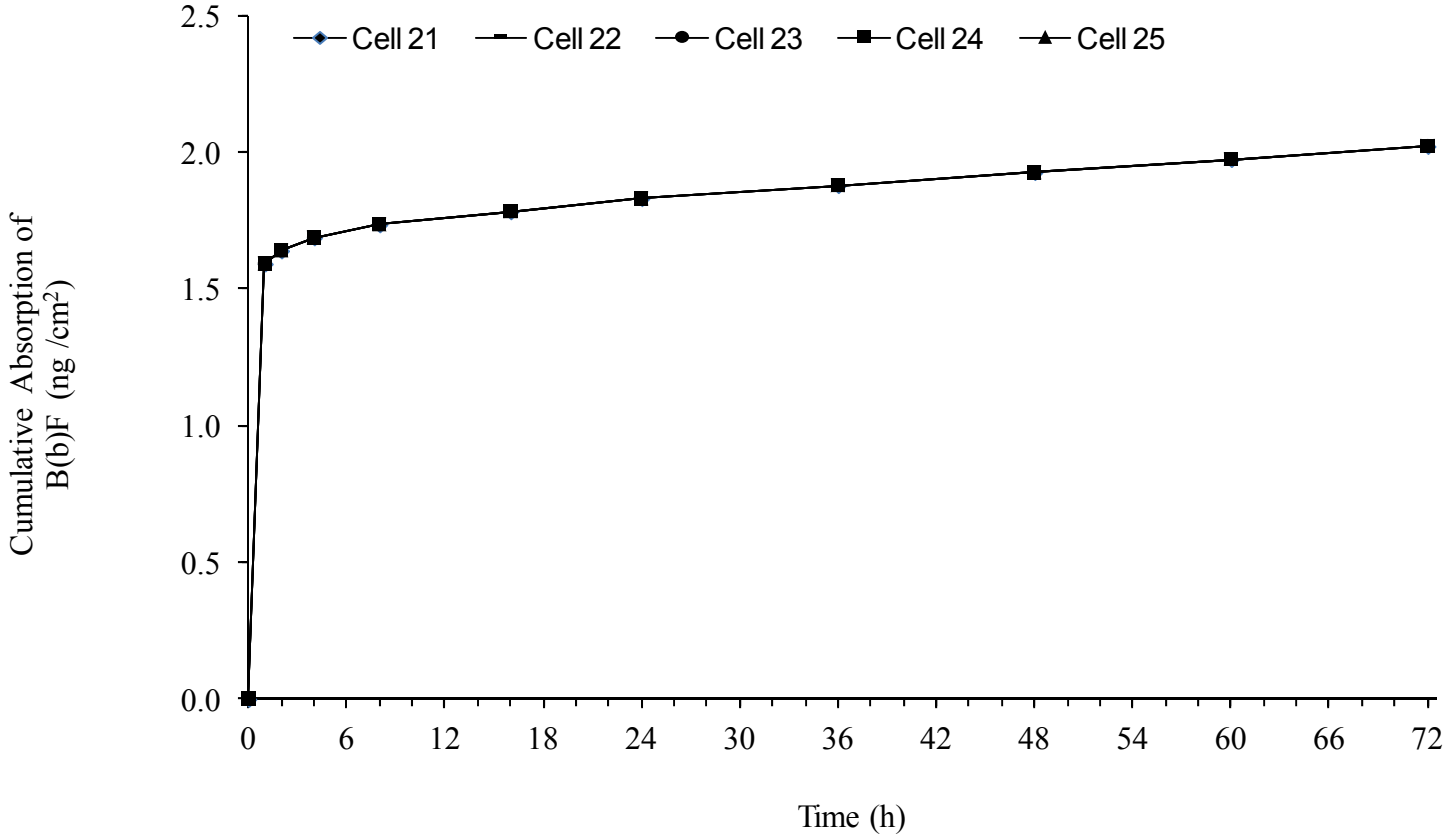

Figure 54 **Absorption Profile for Benzo(b)fluoranthene (ng/cm^2) in Receptor Fluid Following Topical Application of Benzo(a)pyrene spiked soil in Test Preparation 5 to Human Split-Thickness Membranes (Mean + SD, n=5)**

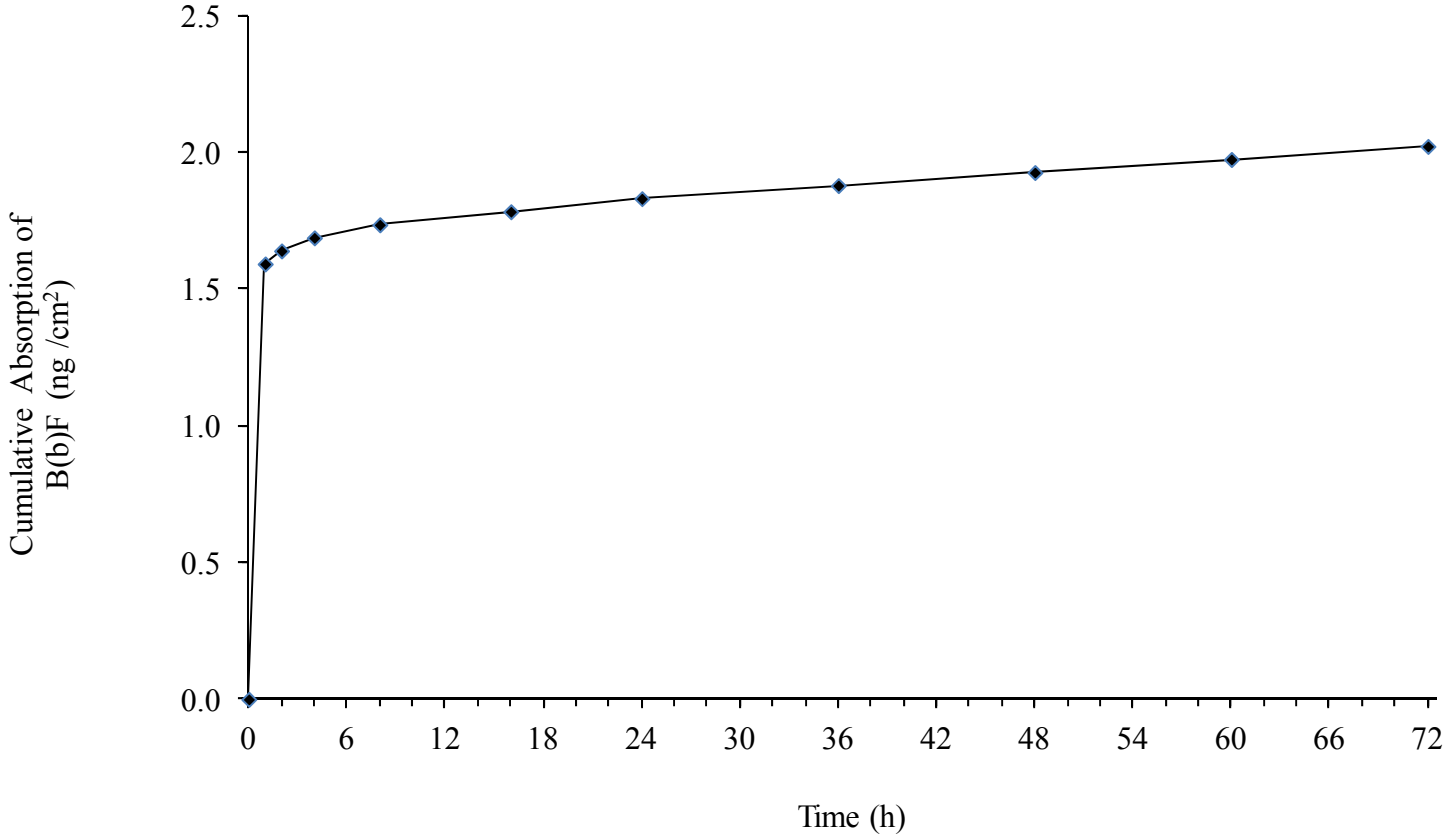

Figure 55 **Individual Absorption Profiles for Benzo(k)fluoranthene (ng/cm^2) in Receptor Fluid Following Topical Application of Benzo(a)pyrene spiked soil in Test Preparation 5 to Human Split-Thickness Membranes**

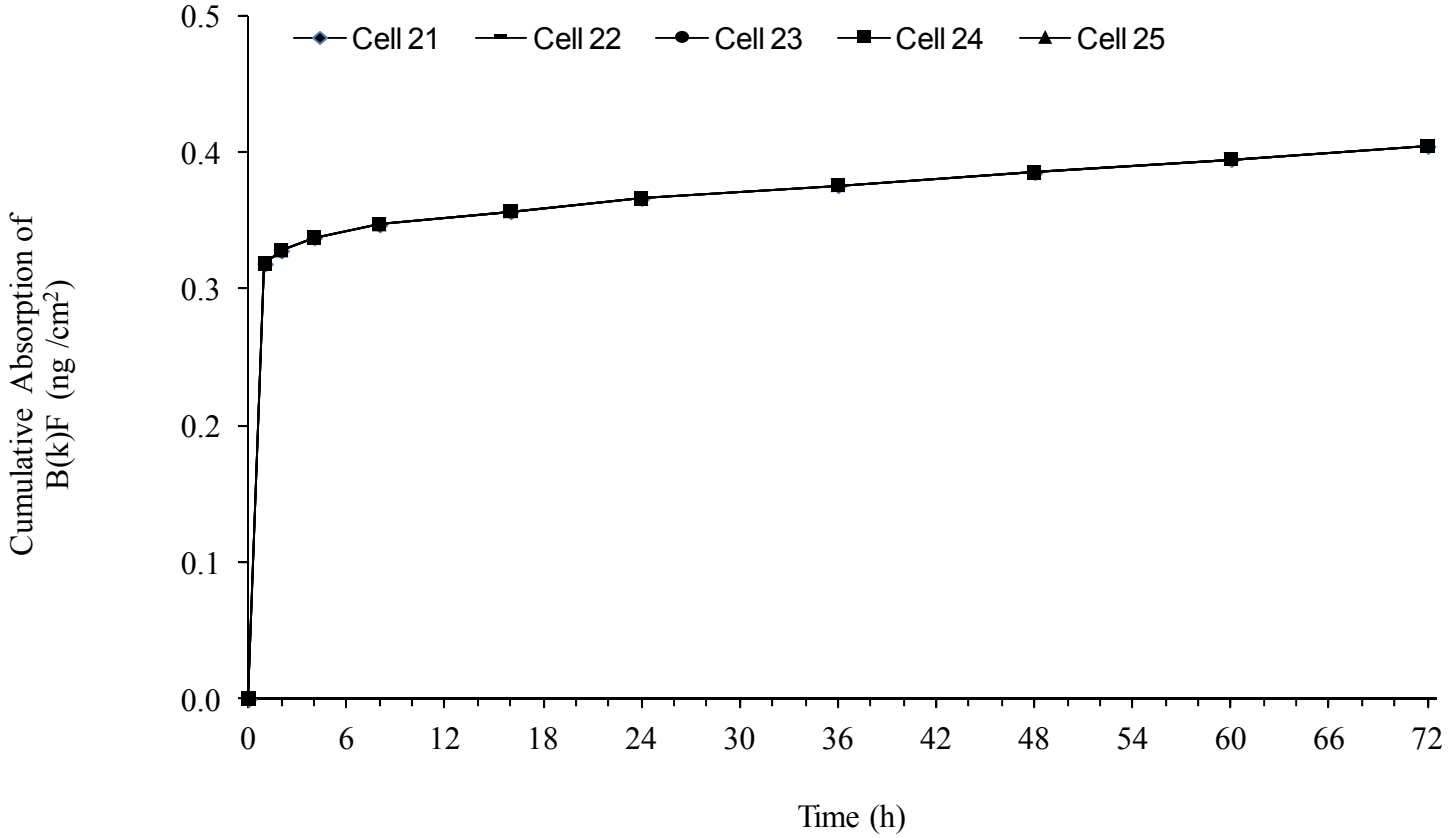

Figure 56 **Absorption Profile for Benzo(k)fluoranthene (ng/cm^2) in Receptor Fluid Following Topical Application of Benzo(a)pyrene spiked soil in Test Preparation 5 to Human Split-Thickness Membranes (Mean + SD, n=5)**

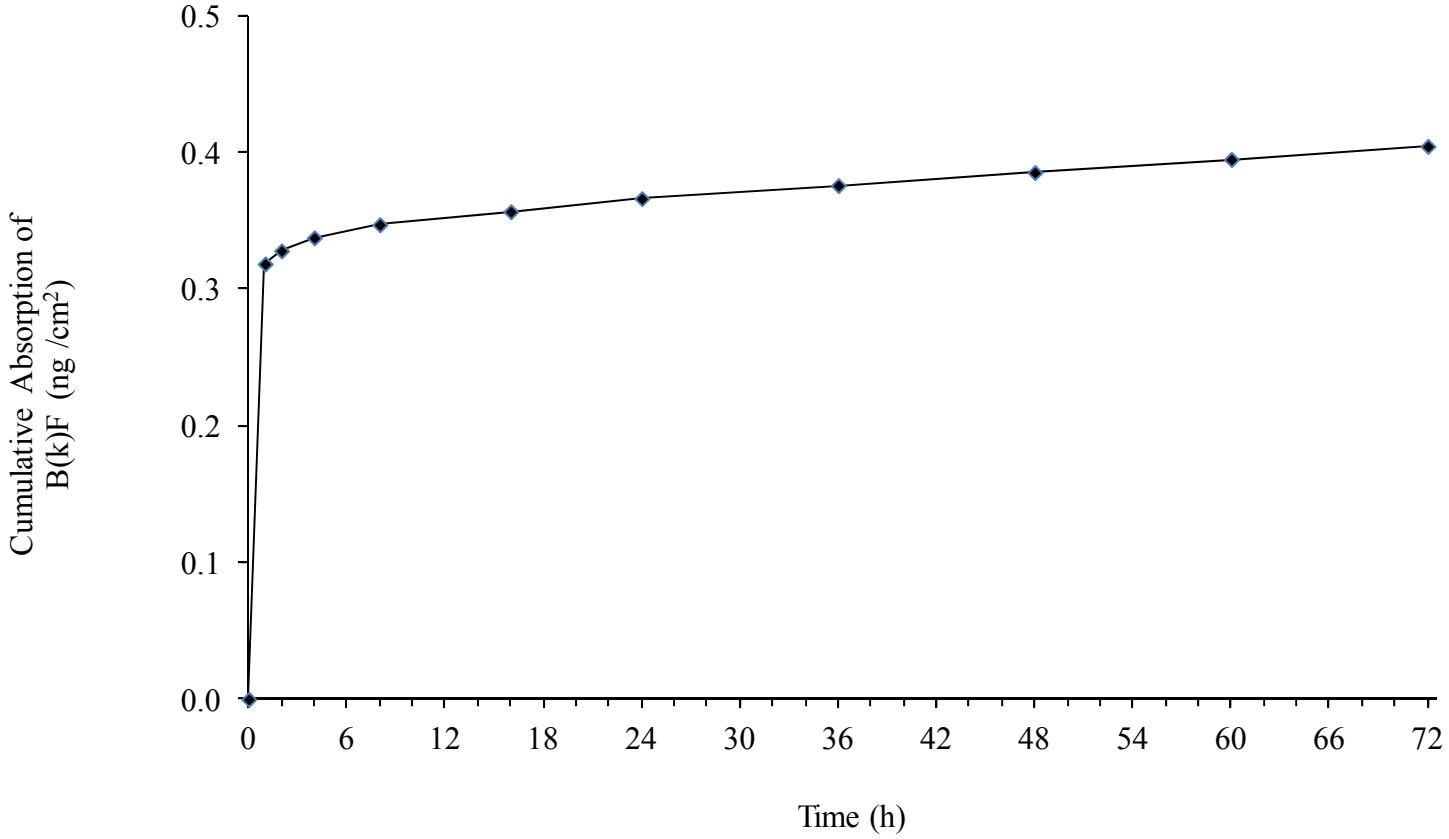

Figure 57 **Individual Absorption Profiles for Chrysene (ng/cm^2) in Receptor Fluid Following Topical Application of Benzo(a)pyrene spiked soil in Test Preparation 5 to Human Split-Thickness Membranes**

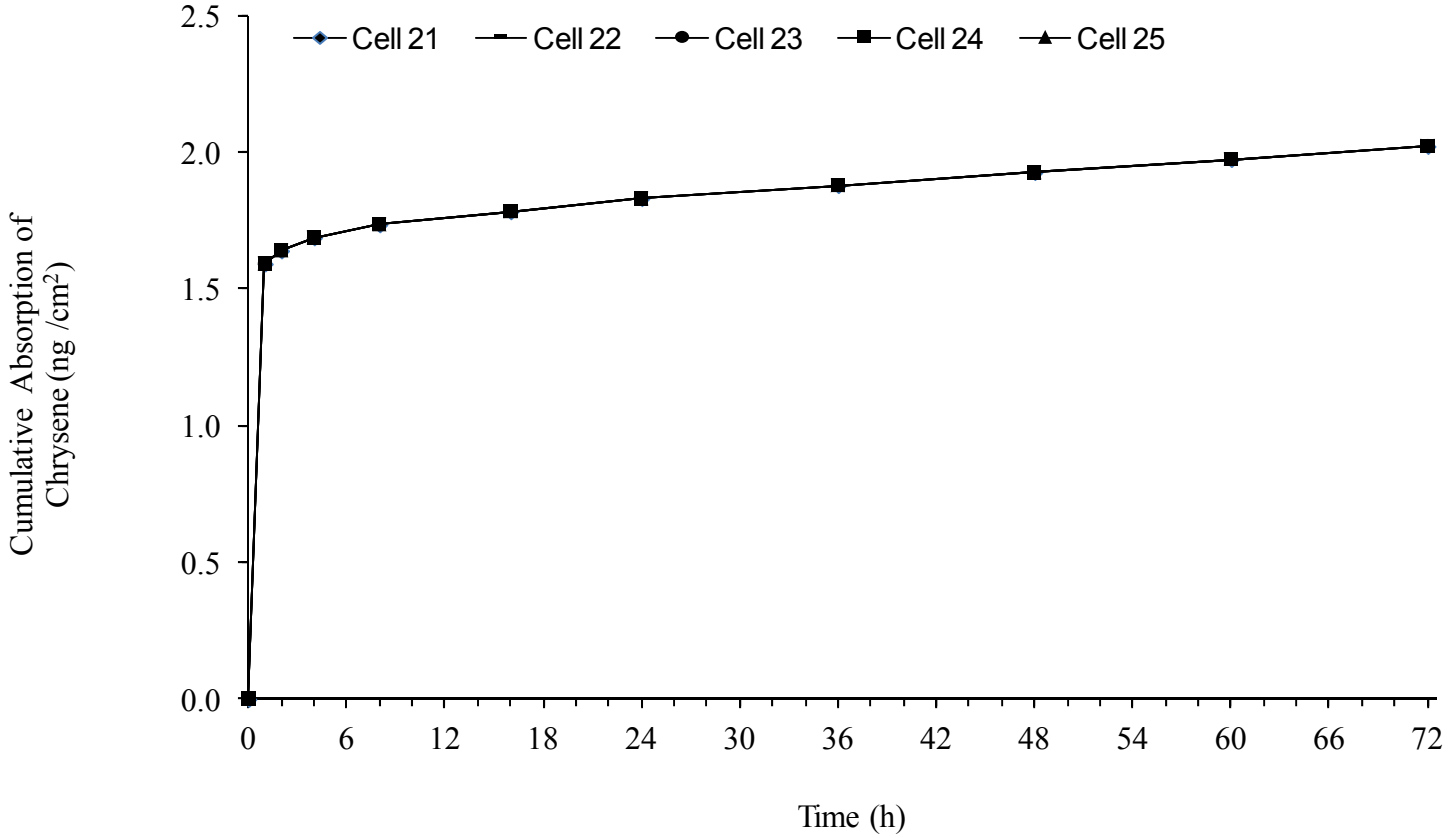

Figure 58 **Absorption Profile for Chrysene (ng/cm^2) in Receptor Fluid Following Topical Application of Benzo(a)pyrene spiked soil in Test Preparation 5 to Human Split-Thickness Membranes (Mean + SD, n=5)**

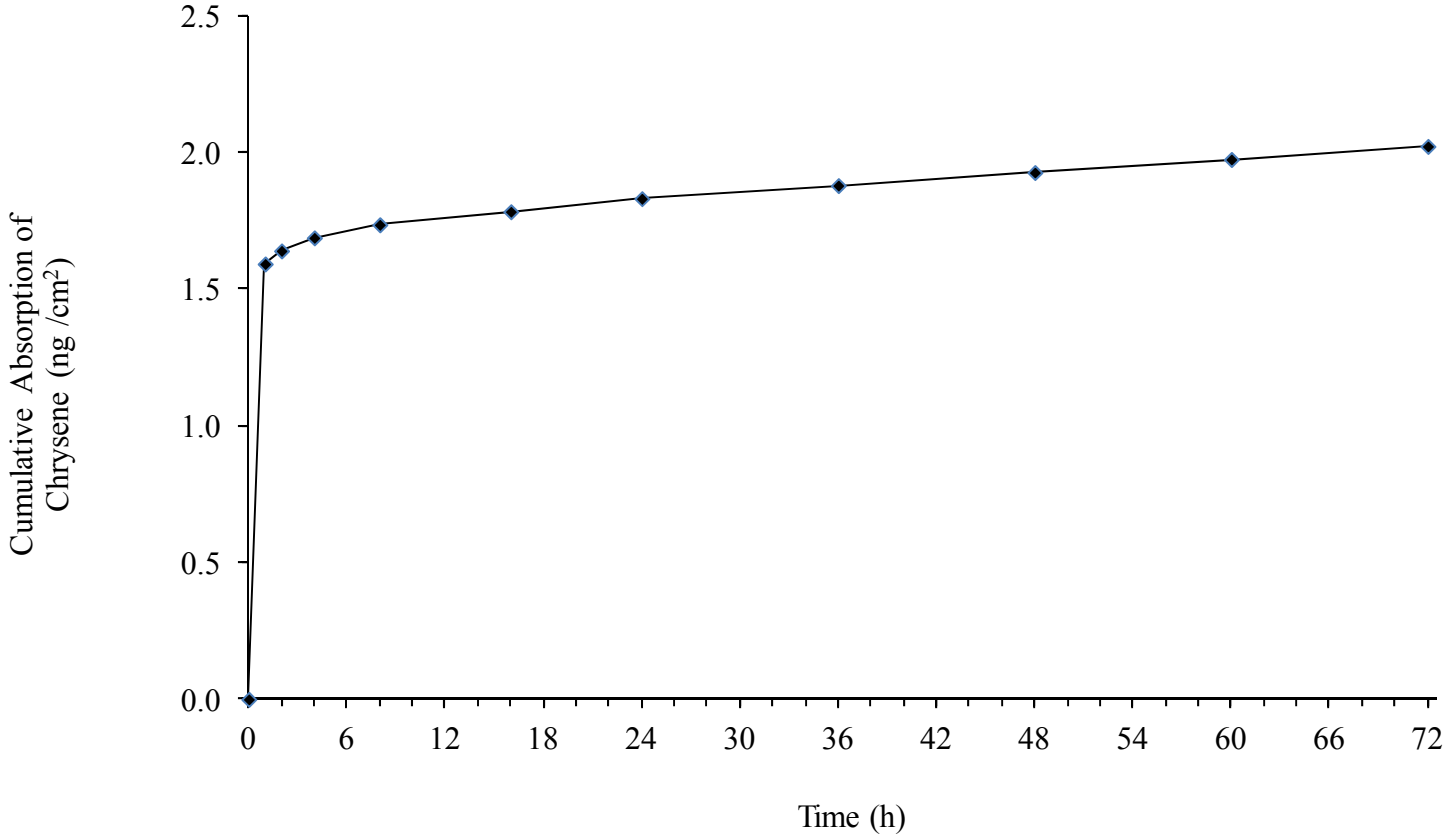

Figure 59 **Individual Absorption Profiles for Dibenz(a,h)anthracene (ng/cm^2) in Receptor Fluid Following Topical Application of Benzo(a)pyrene spiked soil in Test Preparation 5 to Human Split-Thickness Membranes**

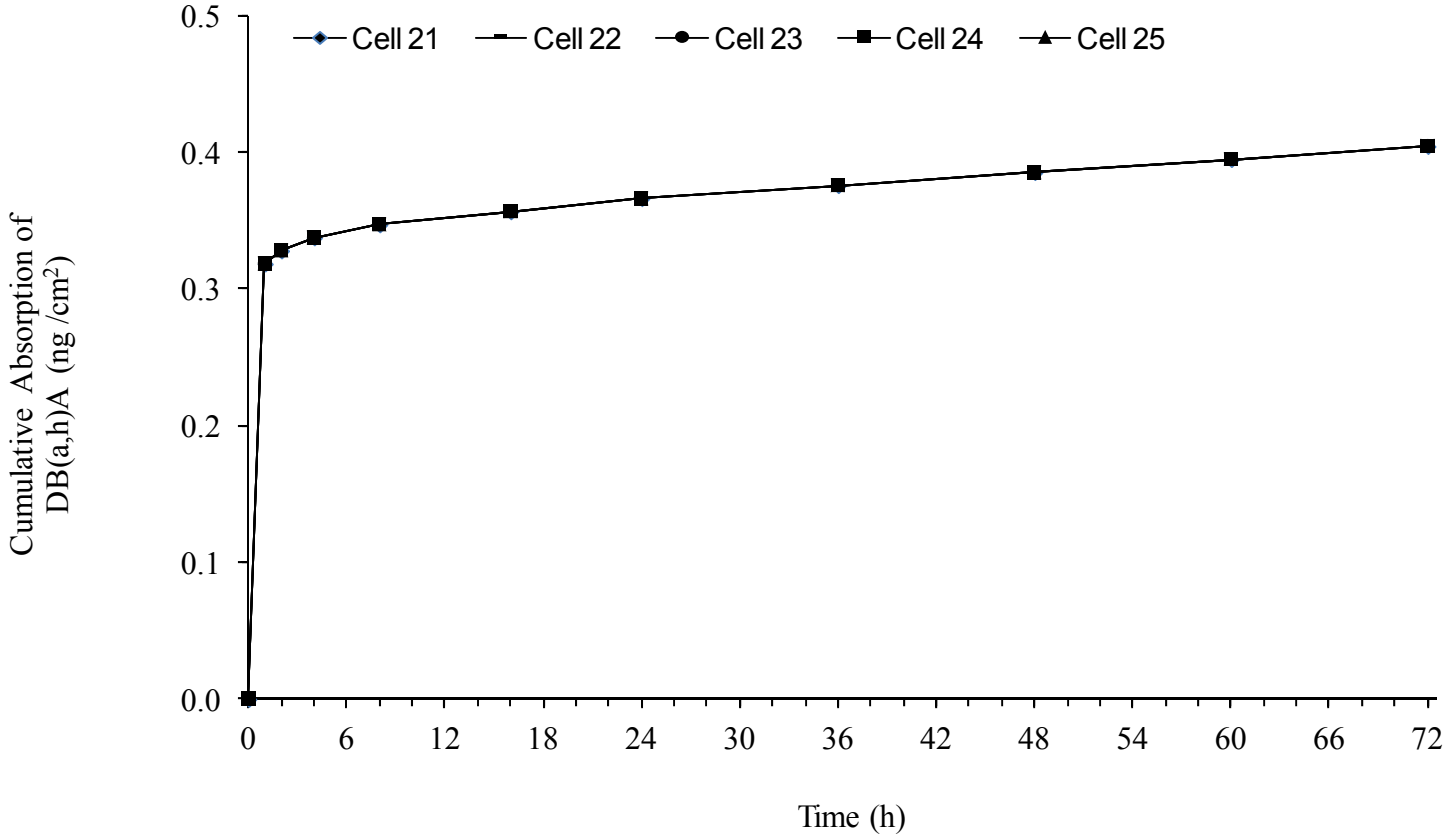

Figure 60 **Absorption Profile for Dibenz(a,h)anthracene (ng/cm^2) in Receptor Fluid Following Topical Application of Benzo(a)pyrene spiked soil in Test Preparation 5 to Human Split-Thickness Membranes (Mean + SD, n=5)**

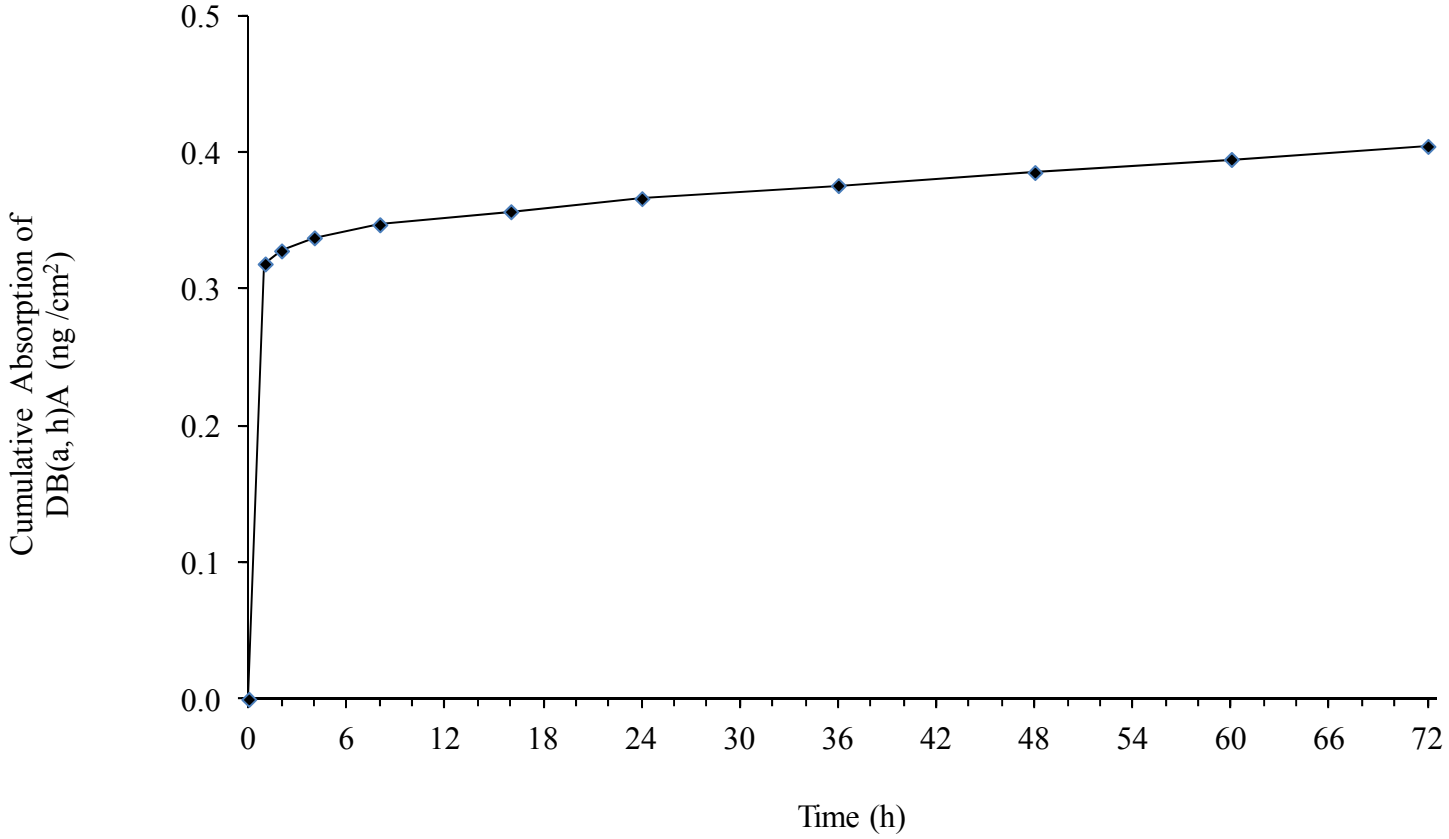

Figure 61 **Individual Absorption Profiles for Benzo(a)pyrene (ng/cm^2) in Receptor Fluid Following Topical Application of Benzo(a)pyrene Dissolved in Corn Oil in Test Preparation 6 to Human Split-Thickness Membranes**

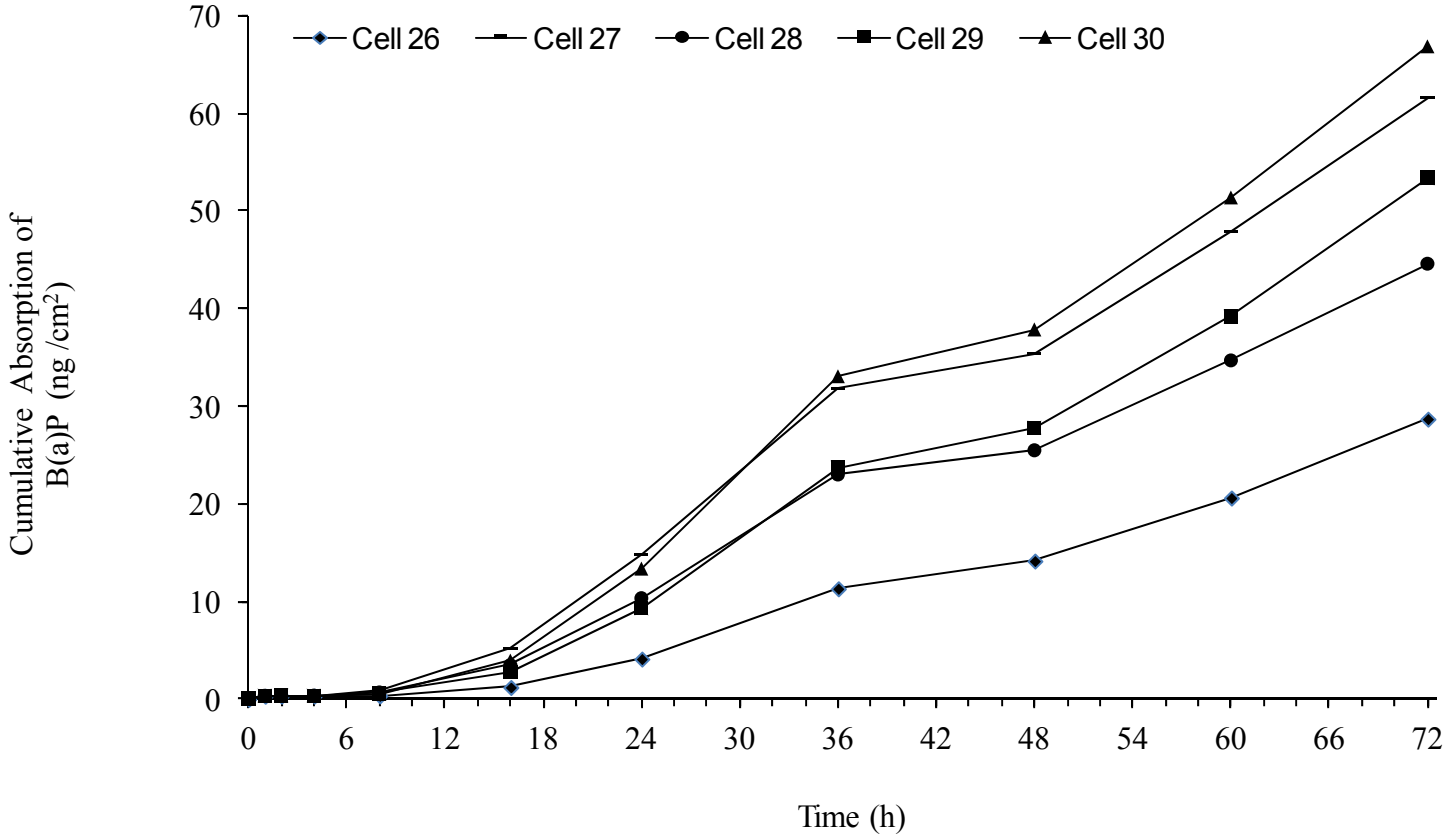

Figure 62 **Absorption Profile for Benz(a)pyrene (ng/cm^2) in Receptor Fluid Following Topical Application of Benzo(a)pyrene Dissolved in Corn Oil in Test Preparation 6 to Human Split-Thickness Membranes (Mean + SD, n=5)**

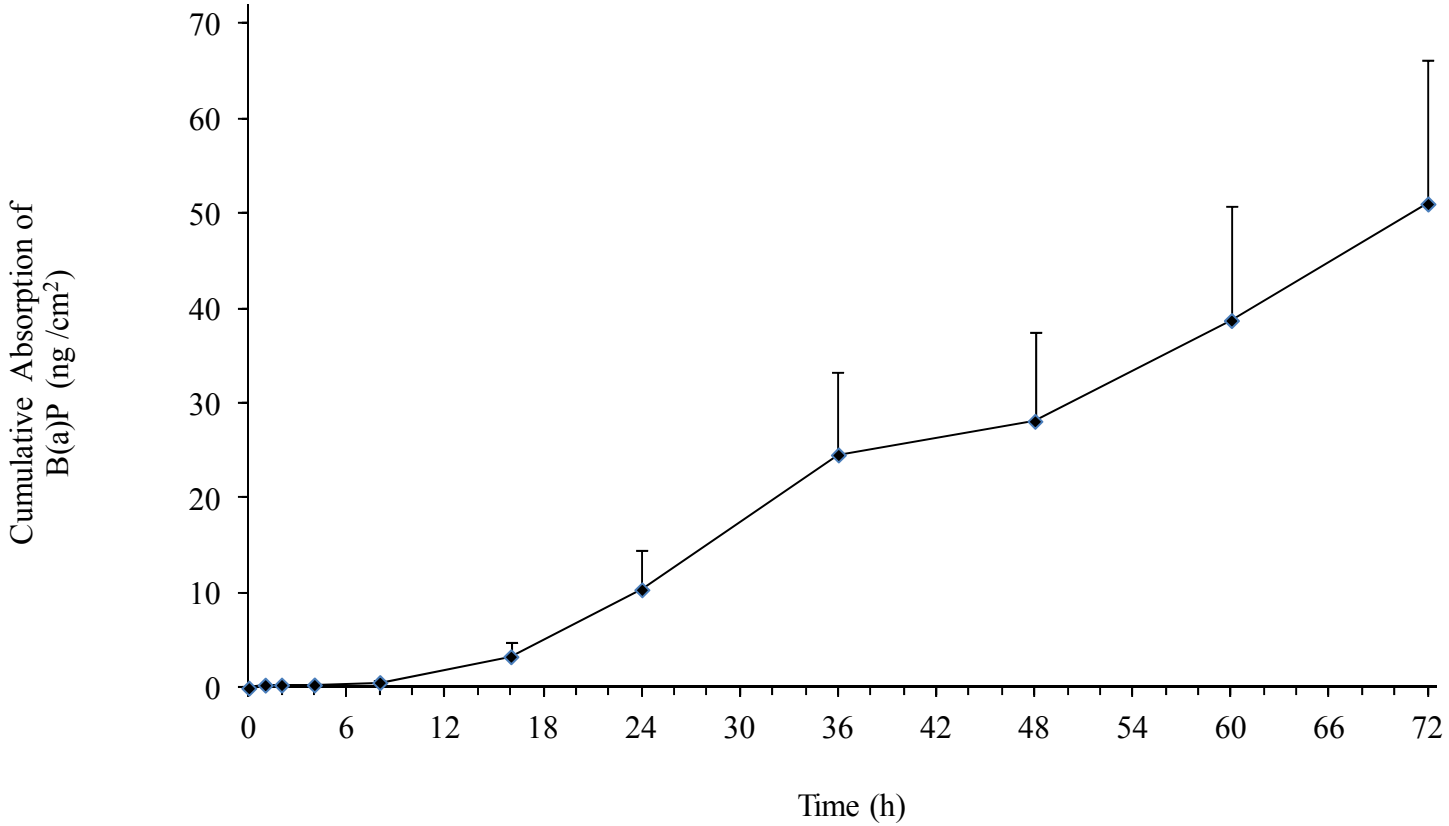

Figure 63 **Individual Absorption Profiles for [^{14}C]-Testosterone (µg equiv./cm^2) in Receptor Fluid Following Topical Application of [^{14}C]-Testosterone in Test Preparation 7 (4 mg/mL) to Human Split-Thickness Membranes**

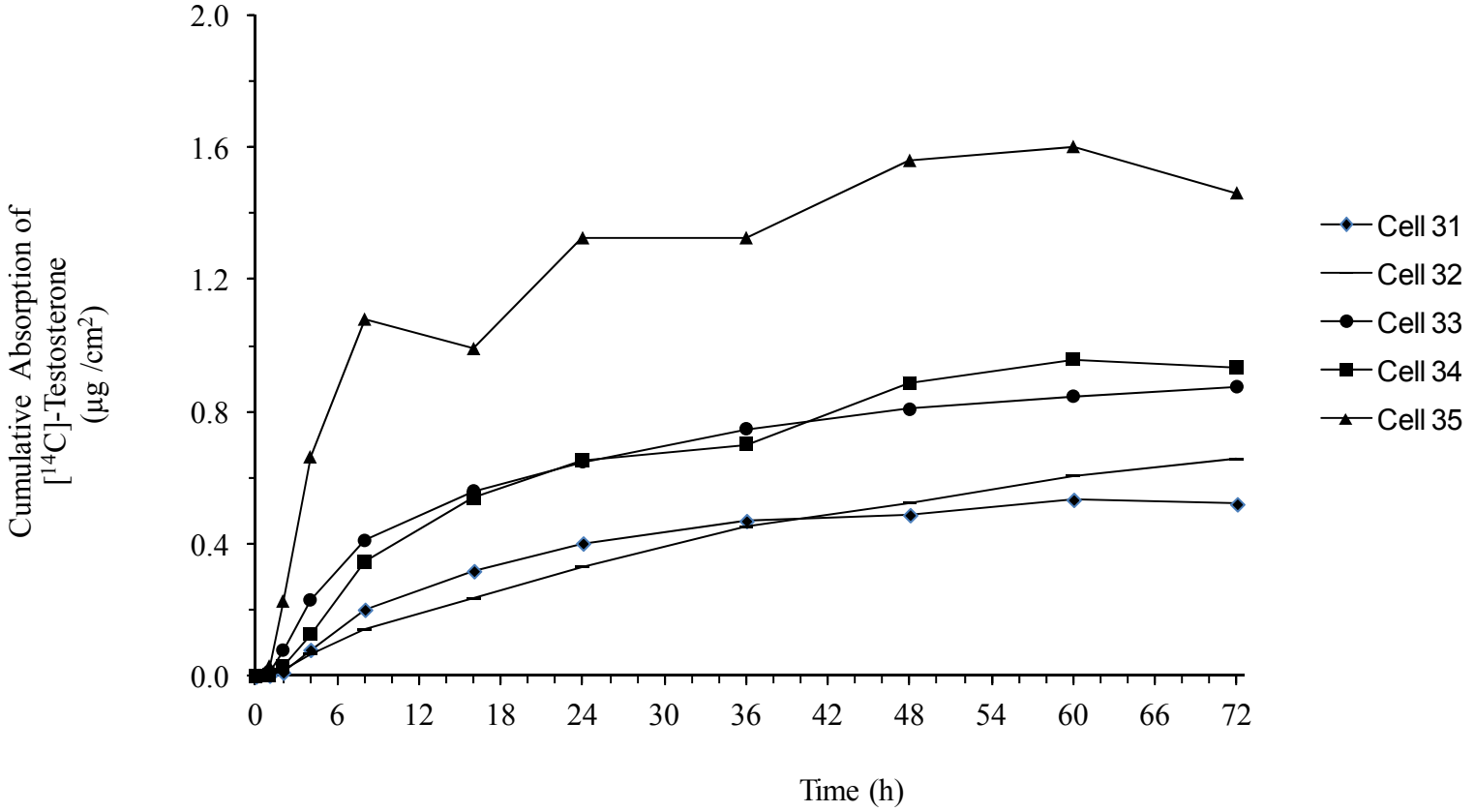

Figure 64 **Absorption Profile for [^{14}C]-Testosterone (µg equiv./cm^2) in Receptor Fluid Following Topical Application of [^{14}C]-Testosterone in Test Preparation 7 (4 mg/mL)to Human Split-Thickness Membranes (Mean + SD, n=5)**

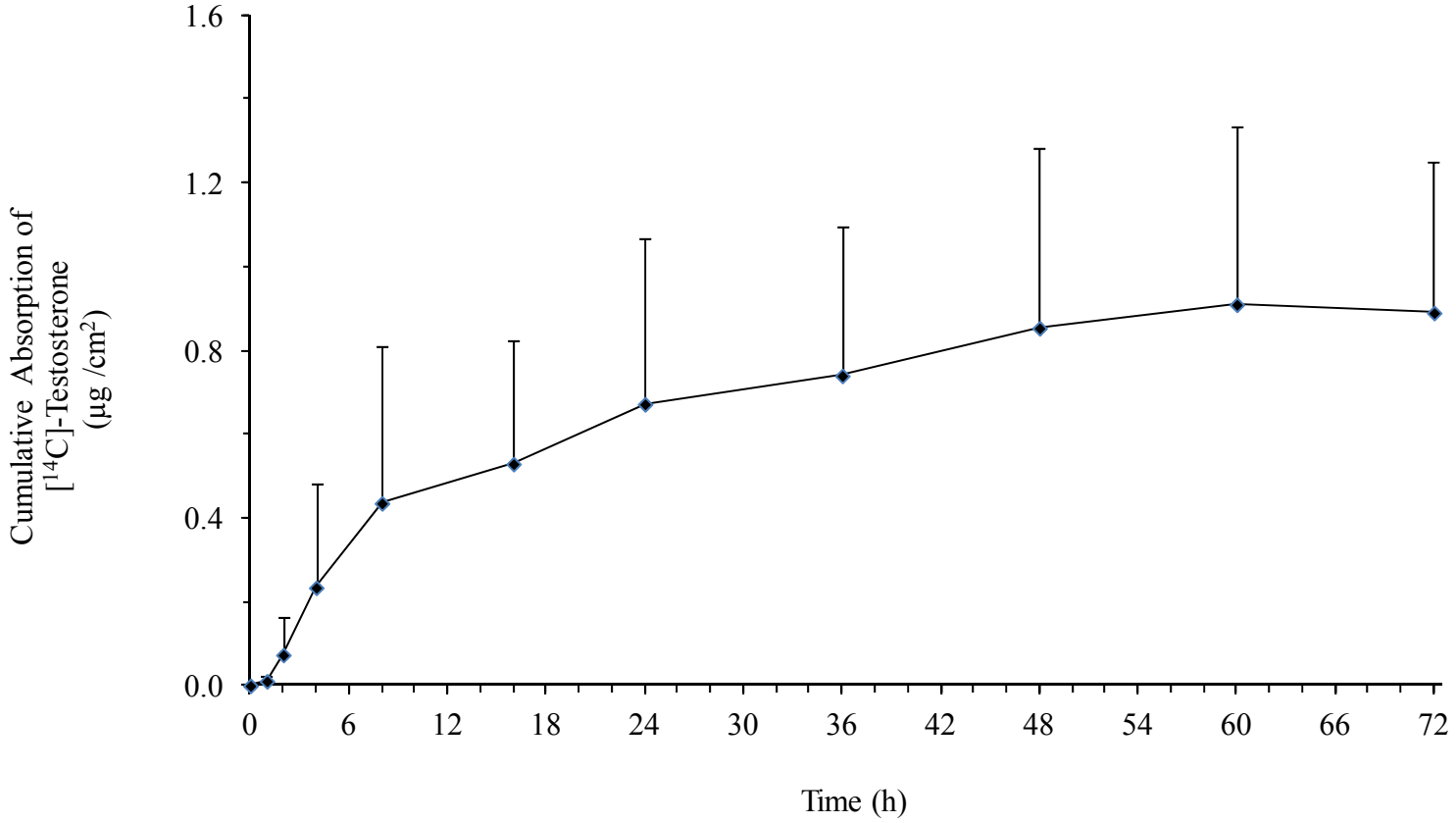

10 TABLES

Table 1 Summary of Benz(a)anthracene, Benzo(a)pyrene, Benzo(b)fluoranthene, Benzo(k)fluoranthene, Chrysene, Dibenz(a,h)anthracene and [^{14}C]-Testosterone in the Receptor Fluid (ng/cm^2)

		Absorbed Dose (ng/cm^2)													
		B(a)A		B(a)P		B(b)F		B(k)F		Chrysene		DB(a,h)A		[^{14}C]-Testosterone	
Test Preparation	Description	Mean	SD	Mean	SD	Mean	SD	Mean	SD	Mean	SD	Mean	SD	Mean	SD
1	FAFB-G1	0.82	0.86	1.09	1.47	2.74	1.58	0.69	0.63	2.03	0.02	0.41	0.00	N/A	N/A
2	FAFB-G2	11.81	6.70	11.41	6.71	17.79	10.29	4.59	2.67	2.36	0.24	0.41	0.00	N/A	N/A
3	FAFB-G3	2.38	1.98	2.60	1.84	4.53	2.81	1.01	0.61	2.07	0.04	0.41	0.00	N/A	N/A
4	Target Fragments	120.47	79.27	76.26	51.95	111.91	74.61	34.08	23.09	5.35	2.47	0.40	0.00	N/A	N/A
5	B(a)P Spiked Soil	0.42	0.04	8.35	4.97	2.02	0.00	0.40	0.00	2.02	0.00	0.40	0.00	N/A	N/A
6	B(a)P in Corn Oil	**N/A**	**N/A**	51.00	15.06	**N/A**	**N/A**	**N/A**	**N/A**	**N/A**	**N/A**	**N/A**	**N/A**	N/A	N/A
7	[^{14}C]-Testosterone	N/A	N/A	N/A	N/A	N/A	N/A	N/A	N/A	N/A	N/A	N/A	N/A	890	360

N/A = Not Applicable
N/A = Concentrations of this analytes were measured but not reported since not applicable to this test preparation

Table 2 Summary of Benz(a)anthracene, Benzo(a)pyrene, Benzo(b)fluoranthene, Benzo(k)fluoranthene, Chrysene, Dibenz(a,h)anthracene and [^{14}C]-Testosterone in Tape Strips 1-5 (ng/cm^2)

		Tape Strips 1-5 (ng/cm^2)													
		B(a)A		B(a)P		B(b)F		B(k)F		Chrysene		DB(a,h)A		[^{14}C]-Testosterone	
Test Preparation	**Description**	**Mean**	**SD**	**Mean**	**SD**	**Mean**	**SD**	**Mean**	**SD**	**Mean**	**SD**	**Mean**	**SD**	**Mean**	**SD**
1	**FAFB-G1**	0.41	0.19	0.54	0.48	1.65	0.14	0.39	0.16	1.59	0.00	0.32	0.00	N/A	N/A
2	**FAFB-G2**	14.98	11.43	21.45	15.56	31.45	22.80	10.63	7.67	1.59	0.00	0.32	0.00	N/A	N/A
3	**FAFB-G3**	1.60	2.03	2.31	2.45	3.83	3.53	1.26	1.25	1.59	0.00	0.32	0.00	N/A	N/A
4	**Target Fragments**	210.70	123.96	312.17	178.68	417.13	241.15	140.61	79.63	1.59	0.00	0.32	0.00	N/A	N/A
5	**B(a)P Spiked Soil**	1.37	1.83	3.15	2.79	2.67	1.89	0.92	1.03	1.59	0.00	0.32	0.00	N/A	N/A
6	**B(a)P in Corn Oil**	**N/A**	**N/A**	130.64	104.69	**N/A**	**N/A**	**N/A**	**N/A**	**N/A**	**N/A**	**N/A**	**N/A**	N/A	N/A
7	**[^{14}C]-Testosterone**	N/A	N/A	N/A	N/A	N/A	N/A	N/A	N/A	N/A	N/A	N/A	N/A	902	710

N/A = Not Applicable

N/A = Concentrations of this analytes were measured but not reported since not applicable to this test preparation

Table 3 Summary of Benz(a)anthracene, Benzo(a)pyrene, Benzo(b)fluoranthene, Benzo(k)fluoranthene, Chrysene, Dibenz(a,h)anthracene and [^{14}C]-Testosterone in the Exposed Skin (ng/cm^2)

		Exposed Skin (ng/cm^2)													
		B(a)A		B(a)P		B(b)F		B(k)F		Chrysene		DB(a,h)A		[^{14}C]-Testosterone	
Test Preparation	**Description**	**Mean**	**SD**	**Mean**	**SD**	**Mean**	**SD**	**Mean**	**SD**	**Mean**	**SD**	**Mean**	**SD**	**Mean**	**SD**
1	**FAFB-G1**	0.32	0.00	0.35	0.06	1.59	0.00	0.32	0.00	1.59	0.00	0.32	0.00	N/A	N/A
2	**FAFB-G2**	5.43	1.62	10.90	2.85	15.56	4.44	5.22	1.41	1.59	0.00	0.32	0.00	N/A	N/A
3	**FAFB-G3**	0.98	0.36	1.74	0.88	3.04	1.75	0.90	0.51	1.59	0.00	0.32	0.00	N/A	N/A
4	**Target Fragments**	188.34	134.55	291.72	210.09	404.52	271.00	137.14	94.62	1.59	0.00	0.32	0.00	N/A	N/A
5	**B(a)P Spiked Soil**	5.70	6.46	13.04	10.14	10.82	11.67	3.28	3.52	1.59	0.00	0.32	0.00	N/A	N/A
6	**B(a)P in Corn Oil**	**N/A**	**N/A**	141.22	91.08	**N/A**	**N/A**	**N/A**	**N/A**	**N/A**	**N/A**	**N/A**	**N/A**	N/A	N/A
7	**[^{14}C]-Testosterone**	N/A	N/A	N/A	N/A	N/A	N/A	N/A	N/A	N/A	N/A	N/A	N/A	1885	1789

N/A = Not Applicable
N/A = Concentrations of this analytes were measured but not reported since not applicable to this test preparation

Table 4 Summary of Benz(a)anthracene, Benzo(a)pyrene, Benzo(b)fluoranthene, Benzo(k)fluoranthene, Chrysene, Dibenz(a,h)anthracene and [^{14}C]-Testosterone Dermal Delivery (ng/cm^2)

		Dermal Delivery (ng/cm^2)													
		B(a)A		B(a)P		B(b)F		B(k)F		Chrysene		DB(a,h)A		[^{14}C]-Testosterone	
Test Preparation	**Description**	**Mean**	**SD**	**Mean**	**SD**	**Mean**	**SD**	**Mean**	**SD**	**Mean**	**SD**	**Mean**	**SD**	**Mean**	**SD**
1	**FAFB-G1**	1.14	0.86	1.44	1.45	4.33	1.58	1.01	0.63	3.62	0.02	0.72	0.00	N/A	N/A
2	**FAFB-G2**	17.24	8.03	22.32	9.30	33.35	14.24	9.82	3.96	3.95	0.24	0.72	0.00	N/A	N/A
3	**FAFB-G3**	3.35	2.28	4.34	2.59	7.57	4.37	1.91	1.06	3.66	0.04	0.73	0.00	N/A	N/A
4	**Target Fragments**	308.81	187.71	367.98	243.22	516.43	315.08	171.22	108.41	6.95	2.47	0.72	0.01	N/A	N/A
5	**B(a)P Spiked Soil**	6.12	6.45	21.39	13.30	12.84	11.67	3.68	3.52	3.61	0.00	0.72	0.00	N/A	N/A
6	**B(a)P in Corn Oil**	**N/A**	**N/A**	192.22	78.50	**N/A**	**N/A**	**N/A**	**N/A**	**N/A**	**N/A**	**N/A**	**N/A**	N/A	N/A
7	**[^{14}C]-Testosterone**	N/A	N/A	N/A	N/A	N/A	N/A	N/A	N/A	N/A	N/A	N/A	N/A	2775	1617

N/A = Not Applicable
N/A = Concentrations of this analytes were measured but not reported since not applicable to this test preparation

Table 5 Distribution of Benz(a)anthracene, Benzo(a)pyrene, Benzo(b)fluoranthene, Benzo(k)fluoranthene, Chrysene and Dibenz(a,h)anthracene (ng/cm^2) at 72 h Post Dose Following Topical Application of Soil Sample FAFB-G1 to Human Split-Thickness Membranes

Distribution of Benzo(a)anthracene (ng/cm^2)

	Cell Number						
	Cell 1	Cell 2	Cell 3	Cell 4	Cell 5	Mean	SD
SC1-5	***0.32***	***0.32***	***0.32***	***0.32***	0.75	***0.41***	***0.19***
Exposed Skin	***0.32***	***0.32***	***0.32***	***0.32***	***0.32***	***0.32***	***0.00***
Receptor Fluid	2.35	***0.40***	***0.40***	0.53	***0.40***	***0.82***	***0.86***
Dermal Delivery*	***2.67***	***0.72***	***0.72***	***0.85***	***0.72***	***1.14***	***0.86***

Distribution of Benzo(a)pyrene (ng/cm^2)

	Cell Number						
	Cell 1	Cell 2	Cell 3	Cell 4	Cell 5	Mean	SD
SC1-5	***0.32***	***0.32***	***0.32***	0.34	***1.40***	***0.54***	***0.48***
Exposed Skin	***0.32***	***0.32***	***0.32***	0.45	***0.32***	***0.35***	***0.06***
Receptor Fluid	3.71	***0.40***	***0.40***	0.53	***0.40***	***1.09***	***1.47***
Dermal Delivery*	***4.03***	***0.72***	***0.72***	0.98	***0.72***	***1.43***	***1.46***

Distribution of Benzo(b)fluoranthene (ng/cm^2)

	Cell Number						
	Cell 1	Cell 2	Cell 3	Cell 4	Cell 5	Mean	SD
SC1-5	***1.59***	***1.59***	***1.59***	***1.59***	1.90	***1.65***	***0.14***
Exposed Skin	***1.59***	***1.59***	***1.59***	***1.59***	***1.59***	***1.59***	***0.00***
Receptor Fluid	5.56	***2.03***	***2.01***	***2.05***	***2.02***	***2.74***	***1.58***
Dermal Delivery*	***7.15***	***3.62***	***3.60***	***3.64***	***3.61***	***4.32***	***1.58***

*Dermal Delivery = Exposed Skin + Receptor Fluid

Entries in bold italics are <LLOQ. The LLOQ value has been entered to represent a worst case value.

Mean and SD values in bold italics have been calculated from data that contain 1 or more individual results <LLOQ.

Table 5 Continued

Distribution of Benzo(k)fluoranthene (ng/cm^2)

	Cell Number						
	Cell 1	Cell 2	Cell 3	Cell 4	Cell 5	Mean	SD
SC1-5	***0.32***	***0.32***	***0.32***	***0.32***	0.67	***0.39***	***0.16***
Exposed Skin	***0.32***	***0.32***	***0.32***	***0.32***	***0.32***	***0.32***	***0.00***
Receptor Fluid	1.82	***0.40***	***0.40***	***0.41***	***0.40***	***0.69***	***0.63***
Dermal Delivery*	***2.14***	***0.72***	***0.72***	***0.73***	***0.72***	***1.00***	***0.63***

Distribution of Chrysene (ng/cm^2)

	Cell Number						
	Cell 1	Cell 2	Cell 3	Cell 4	Cell 5	Mean	SD
SC1-5	***1.59***	***1.59***	***1.59***	***1.59***	***1.59***	***1.59***	***0.00***
Exposed Skin	***1.59***	***1.59***	***1.59***	***1.59***	***1.59***	***1.59***	***0.00***
Receptor Fluid	***2.02***	***2.02***	***2.01***	***2.05***	***2.02***	***2.03***	***0.02***
Dermal Delivery*	***3.61***	***3.61***	***3.60***	***3.64***	***3.61***	***3.61***	***0.02***

Distribution of Dienz(a,h)anthracene (ng/cm^2)

	Cell Number						
	Cell 1	Cell 2	Cell 3	Cell 4	Cell 5	Mean	SD
SC1-5	***0.32***	***0.32***	***0.32***	***0.32***	***0.32***	***0.32***	***0.00***
Exposed Skin	***0.32***	***0.32***	***0.32***	***0.32***	***0.32***	***0.32***	***0.00***
Receptor Fluid	***0.40***	***0.40***	***0.40***	***0.41***	***0.40***	***0.41***	***0.00***
Dermal Delivery*	***0.72***	***0.72***	***0.72***	***0.73***	***0.72***	***0.72***	***0.00***

*Dermal Delivery = Exposed Skin + Receptor Fluid

Entries in bold italics are <LLOQ. The LLOQ value has been entered to represent a worst case value.

Mean and SD values in bold italics have been calculated from data that contain 1 or more individual results <LLOQ.

Table 6 Cumulative Absorption (ng/cm^2) of Benz(a)anthracene into Receptor Fluid Following Topical Application of Soil Sample FAFB-G1 Test Preparation 1 to Human Split-Thickness Membranes

	Cell Number						
Time (h)	Cell 1	Cell 2	Cell 3	Cell 4	Cell 5	Mean	SD
0	0.00	0.00	0.00	0.00	0.00	0.00	0.00
1	***0.32***	***0.32***	***0.32***	***0.32***	***0.32***	***0.32***	***0.00***
2	***0.33***	***0.33***	***0.32***	***0.33***	***0.33***	***0.33***	***0.00***
4	***0.34***	***0.34***	***0.33***	***0.34***	***0.34***	***0.34***	***0.00***
8	***0.35****	***0.35***	***0.34***	***0.35***	***0.35***	***0.35***	***0.00***
16	0.57	***0.36***	***0.35***	***0.36***	***0.36***	***0.40***	***0.10***
24	***0.37***	***0.37***	***0.36***	***0.37***	***0.37***	***0.37***	***0.00***
36	1.07	***0.38***	***0.37***	***0.38***	***0.38***	***0.52***	***0.31***
48	0.44	***0.39***	***0.38***	***0.39***	***0.39***	***0.40***	***0.03***
60	0.44	0.41	***0.39***	0.53	0.40	***0.44***	***0.06***
72	2.35	***0.40***	***0.40***	0.53	***0.40***	***0.82***	***0.86***

Entries in bold italics are <LLOQ. The LLOQ value has been entered to represent a worst case value.
Mean and SD values in bold italics have been calculated from data that contain 1 or more individual results <LLOQ.
** = The 8 h receptor fluid sample for Cell 1 was contaminated, therefore the LLOQ value was entered.*

Table 7 Cumulative Absorption (ng/cm^2) of Benzo(a)pyrene into Receptor Fluid Following Topical Application of Soil Sample FAFB-G1 Test Preparation 1 to Human Split-Thickness Membranes

	Cell Number						
Time (h)	Cell 1	Cell 2	Cell 3	Cell 4	Cell 5	Mean	SD
0	0.00	0.00	0.00	0.00	0.00	0.00	0.00
1	***0.32***	***0.32***	***0.32***	***0.32***	***0.32***	***0.32***	***0.00***
2	***0.33***	***0.33***	***0.32***	***0.33***	***0.33***	***0.33***	***0.00***
4	***0.34***	***0.34***	***0.33***	***0.34***	***0.34***	***0.34***	***0.00***
8	***0.35****	***0.35***	***0.34***	***0.35***	***0.35***	***0.35***	***0.00***
16	0.52	***0.36***	***0.35***	***0.36***	***0.36***	***0.39***	***0.07***
24	***0.37***	***0.37***	***0.36***	***0.37***	***0.37***	***0.37***	***0.00***
36	1.12	***0.38***	***0.37***	***0.38***	***0.38***	***0.52***	***0.33***
48	***0.41***	***0.39***	***0.38***	***0.39***	***0.39***	***0.39***	***0.01***
60	***0.42***	***0.39***	***0.39***	0.43	***0.39***	***0.41***	***0.02***
72	3.71	***0.40***	***0.40***	0.53	***0.40***	***1.09***	***1.47***

Entries in bold italics are <LLOQ. The LLOQ value has been entered to represent a worst case value.
Mean and SD values in bold italics have been calculated from data that contain 1 or more individual results <LLOQ.
** = The 8 h receptor fluid sample for Cell 1 was contaminated, therefore the LLOQ value was entered.*

Table 8 Cumulative Absorption (ng/cm^2) of Benzo(b)fluoranthene into Receptor Fluid Following Topical Application of Soil Sample FAFB-G1 Test Preparation 1 to Human Split-Thickness Membranes

	Cell Number						
Time (h)	Cell 1	Cell 2	Cell 3	Cell 4	Cell 5	Mean	SD
0	0.00	0.00	0.00	0.00	0.00	0.00	0.00
1	***1.59***	***1.59***	***1.58***	***1.62***	***1.59***	***1.60***	***0.02***
2	***1.64***	***1.64***	***1.62***	***1.67***	***1.64***	***1.64***	***0.02***
4	***1.69***	1.92	1.78	***1.72***	***1.69***	***1.76***	***0.10***
8	***1.74****	***1.74***	***1.72***	***1.77***	***1.74***	***1.74***	***0.02***
16	***1.78***	***1.79***	***1.77***	***1.82***	***1.78***	***1.79***	***0.02***
24	***1.83***	***1.84***	***1.82***	***1.86***	***1.83***	***1.84***	***0.02***
36	1.97	***1.89***	***1.87***	***1.91***	***1.88***	***1.90***	***0.04***
48	***1.93***	***1.93***	***1.91***	***1.96***	***1.93***	***1.93***	***0.02***
60	***1.98***	***1.98***	***1.96***	***2.01***	***1.97***	***1.98***	***0.02***
72	5.56	***2.03***	***2.01***	***2.05***	***2.02***	***2.74***	***1.58***

Entries in bold italics are <LLOQ. The LLOQ value has been entered to represent a worst case value.
Mean and SD values in bold italics have been calculated from data that contain 1 or more individual results <LLOQ.
** = The 8 h receptor fluid sample for Cell 1 was contaminated, therefore the LLOQ value was entered.*

Table 9 Cumulative Absorption (ng/cm^2) of Benzo(k)fluoranthene into Receptor Fluid Following Topical Application of Soil Sample FAFB-G1 Test Preparation 1 to Human Split-Thickness Membranes

	Cell Number						
Time (h)	Cell 1	Cell 2	Cell 3	Cell 4	Cell 5	Mean	SD
0	0.00	0.00	0.00	0.00	0.00	0.00	0.00
1	***0.32***	***0.32***	***0.32***	***0.32***	***0.32***	***0.32***	***0.00***
2	***0.33***	***0.33***	***0.32***	***0.33***	***0.33***	***0.33***	***0.00***
4	***0.34***	***0.34***	***0.33***	***0.34***	***0.34***	***0.34***	***0.00***
8	***0.35****	***0.35***	***0.34***	***0.35***	***0.35***	***0.35***	***0.00***
16	***0.36***	***0.36***	***0.35***	***0.36***	***0.36***	***0.36***	***0.00***
24	***0.37***	***0.37***	***0.36***	***0.37***	***0.37***	***0.37***	***0.00***
36	0.58	***0.38***	***0.37***	***0.38***	***0.38***	***0.42***	***0.09***
48	***0.39***	***0.39***	***0.38***	***0.39***	***0.39***	***0.39***	***0.00***
60	***0.40***	***0.39***	***0.39***	***0.40***	***0.39***	***0.40***	***0.00***
72	1.82	***0.40***	***0.40***	***0.41***	***0.40***	***0.69***	***0.63***

Entries in bold italics are <LLOQ. The LLOQ value has been entered to represent a worst case value.
Mean and SD values in bold italics have been calculated from data that contain 1 or more individual results <LLOQ.
** = The 8 h receptor fluid sample for Cell 1 was contaminated, therefore the LLOQ value was entered.*

Table 10 Cumulative Absorption (ng/cm^2) of Chrysene into Receptor Fluid Following Topical Application of Soil Sample FAFB-G1 Test Preparation 1 to Human Split-Thickness Membranes

	Cell Number						
Time (h)	Cell 1	Cell 2	Cell 3	Cell 4	Cell 5	Mean	SD
0	0.00	0.00	0.00	0.00	0.00	0.00	0.00
1	***1.59***	***1.59***	***1.58***	***1.62***	***1.59***	***1.60***	***0.02***
2	***1.64***	***1.64***	***1.62***	***1.67***	***1.64***	***1.64***	***0.02***
4	***1.69***	***1.69***	***1.67***	***1.72***	***1.69***	***1.69***	***0.02***
8	***1.74****	***1.74***	***1.72***	***1.77***	***1.74***	***1.74***	***0.02***
16	***1.78***	***1.78***	***1.77***	***1.82***	***1.78***	***1.79***	***0.02***
24	***1.83***	***1.83***	***1.82***	***1.86***	***1.83***	***1.83***	***0.02***
36	***1.88***	***1.88***	***1.86***	***1.91***	***1.88***	***1.88***	***0.02***
48	***1.93***	***1.93***	***1.91***	***1.96***	***1.93***	***1.93***	***0.02***
60	***1.97***	***1.97***	***1.96***	***2.01***	***1.97***	***1.98***	***0.02***
72	***2.02***	***2.02***	***2.01***	***2.05***	***2.02***	***2.03***	***0.02***

Entries in bold italics are <LLOQ. The LLOQ value has been entered to represent a worst case value.
Mean and SD values in bold italics have been calculated from data that contain 1 or more individual results <LLOQ.
** = The 8 h receptor fluid sample for Cell 1 was contaminated, therefore the LLOQ value was entered.*

Table 11 Cumulative Absorption (ng/cm^2) of Dibenz(a,h)anthracene into Receptor Fluid Following Topical Application of Soil Sample FAFB-G1 Test Preparation 1 to Human Split-Thickness Membranes

	Cell Number						
Time (h)	Cell 1	Cell 2	Cell 3	Cell 4	Cell 5	Mean	SD
0	0.00	0.00	0.00	0.00	0.00	0.00	0.00
1	***0.32***	***0.32***	***0.32***	***0.32***	***0.32***	***0.32***	***0.00***
2	***0.33***	***0.33***	***0.32***	***0.33***	***0.33***	***0.33***	***0.00***
4	***0.34***	***0.34***	***0.33***	***0.34***	***0.34***	***0.34***	***0.00***
8	***0.35****	***0.35***	***0.34***	***0.35***	***0.35***	***0.35***	***0.00***
16	***0.36***	***0.36***	***0.35***	***0.36***	***0.36***	***0.36***	***0.00***
24	***0.37***	***0.37***	***0.36***	***0.37***	***0.37***	***0.37***	***0.00***
36	***0.38***	***0.38***	***0.37***	***0.38***	***0.38***	***0.38***	***0.00***
48	***0.39***	***0.39***	***0.38***	***0.39***	***0.39***	***0.39***	***0.00***
60	***0.39***	***0.39***	***0.39***	***0.40***	***0.39***	***0.40***	***0.00***
72	***0.40***	***0.40***	***0.40***	***0.41***	***0.40***	***0.41***	***0.00***

Entries in bold italics are <LLOQ. The LLOQ value has been entered to represent a worst case value.
Mean and SD values in bold italics have been calculated from data that contain 1 or more individual results <LLOQ.
** = The 8 h receptor fluid sample for Cell 1 was contaminated, therefore the LLOQ value was entered.*

Table 12 Mean Absorption rates (ng/cm^2/h) of Benz(a)anthracene, Benzo(a)pyrene, Benzo(b)fluoranthene, Benzo(k)fluoranthene, Chrysene and Dibenz(a,h)anthracene in Receptor Fluid Following Topical Application of Soil Sample FAFB-G1 Test Preparation 1 to Human Split-Thickness Membranes

Test Item	Time Period (h)	Mean Absorption Rate (ng/cm^2/h)
B(a)A	0-24	0.02
	0-72	0.01
B(a)P	0-24	0.02
	0-72	0.02
B(b)F	0-24	0.08
	0-72	0.04
B(k)F	0-24	0.02
	0-72	0.01
Chrysene	0-24	0.08
	0-72	0.03
DB(a,h)A	0-24	0.02
	0-72	0.01

Table 13 **Distribution of Benz(a)anthracene, Benzo(a)pyrene, Benzo(b)fluoranthene, Benzo(k)fluoranthene, Chrysene and Dibenz(a,h)anthracene in the Stratum Corneum (Tape Strips 1-5) at 72 h Post Dose Following Topical Application of Soil Sample FAFB-G1 Test Preparation 1 to Human Split-Thickness Membranes**

Cell No.	B(a)A Concentration (ng/cm^2)	B(a)P Concentration (ng/cm^2)	B(b)F Concentration (ng/cm^2)	B(k)F Concentration (ng/cm^2)	Chrysene Concentration (ng/cm^2)	DB(a,h)A Concentration (ng/cm^2)
1	***0.318***	***0.318***	***1.592***	***0.318***	***1.592***	***0.318***
2	***0.318***	***0.318***	***1.592***	***0.318***	***1.592***	***0.318***
3	***0.318***	***0.318***	***1.592***	***0.318***	***1.592***	***0.318***
4	***0.318***	0.341	***1.592***	***0.318***	***1.592***	***0.318***
5	0.752	1.404	1.898	0.666	***1.592***	***0.318***
Mean	***0.405***	***0.540***	***1.654***	***0.388***	***1.592***	***0.318***
SD	***0.194***	***0.483***	***0.137***	***0.155***	***0.000***	***0.000***
CV (%)	***47.82***	***89.47***	***8.27***	***40.02***	***0.00***	***0.00***

Entries in bold italics are <LLOQ. The LLOQ value has been entered to represent a worst case value.

Mean and SD values in bold italics have been calculated from data that contain 1 or more individual results <LLOQ.

Table 14 Distribution of Benz(a)anthracene, Benzo(a)pyrene, Benzo(b)fluoranthene, Benzo(k)fluoranthene, Chrysene and Dibenz(a,h)anthracene in the Exposed Skin at 72 h Post Dose Following Topical Application of Soil Sample FAFB-G1 Test Preparation 1 to Human Split-Thickness Membranes

Cell No.	B(a)A Concentration (ng/cm^2)	B(a)P Concentration (ng/cm^2)	B(b)F Concentration (ng/cm^2)	B(k)F Concentration (ng/cm^2)	Chrysene Concentration (ng/cm^2)	DB(a,h)A Concentration (ng/cm^2)
1	***0.318***	***0.318***	***1.592***	***0.318***	***1.592***	***0.318***
2	***0.318***	***0.318***	***1.592***	***0.318***	***1.592***	***0.318***
3	***0.318***	***0.318***	***1.592***	***0.318***	***1.592***	***0.318***
4	***0.318***	0.452	***1.592***	***0.318***	***1.592***	***0.318***
5	***0.318***	***0.318***	***1.592***	***0.318***	***1.592***	***0.318***
Mean	***0.318***	***0.345***	***1.592***	***0.318***	***1.592***	***0.318***
SD	***0.000***	***0.060***	***0.000***	***0.000***	***0.000***	***0.000***
CV (%)	***0.00***	***17.33***	***0.00***	***0.00***	***0.00***	***0.00***

Entries in bold italics are <LLOQ. The LLOQ value has been entered to represent a worst case value.

Mean and SD values in bold italics have been calculated from data that contain 1 or more individual results <LLOQ.

Table 15 Distribution of Benz(a)anthracene, Benzo(a)pyrene, Benzo(b)fluoranthene, Benzo(k)fluoranthene, Chrysene and Dibenz(a,h)anthracene (ng/cm2) at 72 h Post Dose Following Topical Application of Soil Sample FAFB-G2 to Human Split-Thickness Membranes

Distribution of Benzo(a)anthracene (ng/cm^2)

	Cell Number						
	Cell 6	Cell 7	Cell 8	Cell 9	Cell 10	Mean	SD
SC1-5	18.69	1.95	4.24	28.34	21.69	14.98	11.43
Exposed Skin	4.75	3.73	4.36	6.91	7.39	5.43	1.62
Receptor Fluid	3.38	10.34	8.38	20.14	16.81	11.81	6.70
Dermal Delivery*	8.13	14.07	12.74	27.05	24.20	17.24	8.03

Distribution of Benzo(a)pyrene (ng/cm^2)

	Cell Number						
	Cell 6	Cell 7	Cell 8	Cell 9	Cell 10	Mean	SD
SC1-5	27.96	4.04	6.69	40.45	28.12	21.45	15.56
Exposed Skin	9.04	8.76	8.73	14.55	13.44	10.90	2.85
Receptor Fluid	2.27	10.25	8.55	18.34	17.65	11.41	6.71
Dermal Delivery*	11.31	19.01	17.28	32.89	31.09	22.32	9.30

Distribution of Benzo(b)fluoranthene (ng/cm^2)

	Cell Number						
	Cell 6	Cell 7	Cell 8	Cell 9	Cell 10	Mean	SD
SC1-5	39.81	5.73	10.45	59.87	41.40	31.45	22.80
Exposed Skin	12.83	11.94	12.74	22.20	18.09	15.56	4.44
Receptor Fluid	4.02	15.73	13.26	28.84	27.10	17.79	10.29
Dermal Delivery*	16.85	27.67	26.00	51.04	45.19	33.35	14.24

*Dermal Delivery = Exposed Skin + Receptor Fluid

Table 15 Continued

Distribution of Benzo(k)fluoranthene (ng/cm^2)

	Cell Number						
	Cell 6	Cell 7	Cell 8	Cell 9	Cell 10	Mean	SD
SC1-5	13.31	1.98	3.60	20.25	13.98	10.63	7.67
Exposed Skin	4.20	4.11	4.43	7.29	6.08	5.22	1.41
Receptor Fluid	0.91	4.07	3.61	7.52	6.87	4.59	2.67
Dermal Delivery*	5.11	8.18	8.04	14.81	12.95	9.82	3.96

Distribution of Chrysene (ng/cm^2)

	Cell Number						
	Cell 6	Cell 7	Cell 8	Cell 9	Cell 10	Mean	SD
SC1-5	***1.59***	***1.59***	***1.59***	***1.59***	***1.59***	***1.59***	***0.00***
Exposed Skin	***1.59***	***1.59***	***1.59***	***1.59***	***1.59***	***1.59***	***0.00***
Receptor Fluid	***2.04***	***2.37***	***2.28***	***2.69***	***2.39***	***2.36***	***0.24***
Dermal Delivery*	***3.63***	***3.96***	***3.87***	***4.28***	***3.98***	***3.94***	***0.23***

Distribution of Dibenz(a,h)anthracene (ng/cm^2)

	Cell Number						
	Cell 6	Cell 7	Cell 8	Cell 9	Cell 10	Mean	SD
SC1-5	***0.32***	***0.32***	***0.32***	***0.32***	***0.32***	***0.32***	***0.00***
Exposed Skin	***0.32***	***0.32***	***0.32***	***0.32***	***0.32***	***0.32***	***0.00***
Receptor Fluid	***0.41***	***0.40***	***0.40***	***0.40***	***0.40***	***0.41***	***0.00***
Dermal Delivery*	***0.73***	***0.72***	***0.72***	***0.72***	***0.72***	***0.72***	***0.00***

*Dermal Delivery = Exposed Skin + Receptor Fluid

Entries in bold italics are <LLOQ. The LLOQ value has been entered to represent a worst case value.

Mean and SD values in bold italics have been calculated from data that contain 1 or more individual results <LLOQ.

Table 16 Cumulative Absorption (ng/cm^2) of Benz(a)anthracene into Receptor Fluid Following Topical Application of Soil Sample FAFB-G2 Test Preparation 2 to Human Split-Thickness Membranes

	Cell Number						
Time (h)	Cell 6	Cell 7	Cell 8	Cell 9	Cell 10	Mean	SD
0	0.00	0.00	0.00	0.00	0.00	0.00	0.00
1	***0.32***	***0.32***	***0.32***	***0.32***	***0.32***	***0.32***	***0.00***
2	***0.33***	***0.33***	***0.33***	***0.33***	***0.33***	***0.33***	***0.00***
4	***0.34***	***0.34***	***0.34***	***0.34***	***0.34***	***0.34***	***0.00***
8	***0.35***	***0.35***	0.43	***0.35***	***0.35***	***0.36***	***0.04***
16	***0.36***	1.18	0.77	1.17	1.13	***0.92***	***0.36***
24	0.49	2.95	2.10	3.80	3.45	2.56	1.32
36	0.99	5.48	4.04	8.72	6.45	5.13	2.88
48	2.02	8.03	6.36	14.58	12.49	8.70	4.99
60	2.74	9.63	7.75	18.03	15.53	10.73	6.13
72	3.38	10.34	8.38	20.14	16.81	11.81	6.70

Entries in bold italics are <LLOQ. The LLOQ value has been entered to represent a worst case value.

Mean and SD values in bold italics have been calculated from data that contain 1 or more individual results <LLOQ.

Table 17 Cumulative Absorption (ng/cm^2) of Benzo(a)pyrene into Receptor Fluid Following Topical Application of Soil Sample FAFB-G2 Test Preparation 2 to Human Split-Thickness Membranes

	Cell Number						
Time (h)	Cell 6	Cell 7	Cell 8	Cell 9	Cell 10	Mean	SD
0	0.00	0.00	0.00	0.00	0.00	0.00	0.00
1	***0.32***	***0.32***	***0.32***	***0.32***	***0.32***	***0.32***	***0.00***
2	***0.33***	***0.33***	***0.33***	***0.33***	***0.33***	***0.33***	***0.00***
4	***0.34***	***0.34***	***0.34***	***0.34***	***0.34***	***0.34***	***0.00***
8	***0.35***	***0.35***	1.12	***0.35***	***0.35***	***0.50***	***0.34***
16	***0.36***	0.58	***0.38***	0.42	0.54	***0.46***	***0.10***
24	***0.37***	1.90	1.31	1.93	2.30	***1.56***	***0.76***
36	0.47	3.90	2.90	5.30	4.96	3.51	1.94
48	1.16	6.43	5.19	10.36	10.52	6.73	3.91
60	1.86	8.98	7.44	15.66	15.64	9.92	5.87
72	2.27	10.25	8.55	18.34	17.65	11.41	6.71

Entries in bold italics are <LLOQ. The LLOQ value has been entered to represent a worst case value.

Mean and SD values in bold italics have been calculated from data that contain 1 or more individual results <LLOQ.

Table 18 Cumulative Absorption (ng/cm^2) of Benzo(b)fluoranthene into Receptor Fluid Following Topical Application of Soil Sample FAFB-G2 Test Preparation 2 to Human Split-Thickness Membranes

	Cell Number						
Time (h)	Cell 6	Cell 7	Cell 8	Cell 9	Cell 10	Mean	SD
0	0.00	0.00	0.00	0.00	0.00	0.00	0.00
1	***1.61***	***1.59***	***1.59***	***1.59***	***1.59***	***1.60***	***0.01***
2	***1.66***	***1.64***	***1.64***	***1.64***	***1.64***	***1.64***	***0.01***
4	***1.70***	***1.69***	***1.69***	***1.69***	***1.69***	***1.69***	***0.01***
8	***1.75***	***1.74***	***1.74***	***1.74***	***1.74***	***1.74***	***0.01***
16	***1.80***	***1.78***	***1.78***	***1.78***	***1.78***	***1.79***	***0.01***
24	***1.85***	3.30	2.33	3.74	4.16	***3.07***	***0.97***
36	***1.89***	6.32	4.82	9.36	8.45	***6.17***	***2.98***
48	2.08	9.68	8.21	16.44	16.20	10.52	6.01
60	3.51	13.81	11.69	24.69	23.90	15.52	8.89
72	4.02	15.73	13.26	28.84	27.10	17.79	10.29

Entries in bold italics are <LLOQ. The LLOQ value has been entered to represent a worst case value.

Mean and SD values in bold italics have been calculated from data that contain 1 or more individual results <LLOQ.

Table 19 Cumulative Absorption (ng/cm^2) of Benzo(k)fluoranthene into Receptor Fluid Following Topical Application of Soil Sample FAFB-G2 Test Preparation 2 to Human Split-Thickness Membranes

	Cell Number						
Time (h)	Cell 6	Cell 7	Cell 8	Cell 9	Cell 10	Mean	SD
0	0.00	0.00	0.00	0.00	0.00	0.00	0.00
1	***0.32***	***0.32***	***0.32***	***0.32***	***0.32***	***0.32***	***0.00***
2	***0.33***	***0.33***	***0.33***	***0.33***	***0.33***	***0.33***	***0.00***
4	***0.34***	***0.34***	***0.34***	***0.34***	***0.34***	***0.34***	***0.00***
8	***0.35***	***0.35***	0.43	***0.35***	***0.35***	***0.36***	***0.04***
16	***0.36***	***0.36***	***0.36***	***0.36***	***0.36***	***0.36***	***0.00***
24	***0.37***	0.70	0.49	0.71	0.82	***0.62***	***0.18***
36	***0.38***	1.46	1.10	1.97	1.86	***1.35***	***0.65***
48	0.44	2.43	2.02	3.95	3.85	2.54	1.45
60	0.69	3.43	2.95	6.04	5.75	3.77	2.20
72	0.91	4.07	3.61	7.52	6.87	4.59	2.67

Entries in bold italics are <LLOQ. The LLOQ value has been entered to represent a worst case value.

Mean and SD values in bold italics have been calculated from data that contain 1 or more individual results <LLOQ.

Table 20 Cumulative Absorption (ng/cm^2) of Chrysene into Receptor Fluid Following Topical Application of Soil Sample FAFB-G2 Test Preparation 2 to Human Split-Thickness Membranes

	Cell Number						
Time (h)	Cell 6	Cell 7	Cell 8	Cell 9	Cell 10	Mean	SD
0	0.00	0.00	0.00	0.00	0.00	0.00	0.00
1	***1.61***	***1.59***	***1.59***	***1.59***	***1.59***	***1.60***	***0.01***
2	***1.66***	***1.64***	***1.64***	***1.64***	***1.64***	***1.64***	***0.01***
4	***1.70***	***1.69***	***1.69***	***1.69***	***1.69***	***1.69***	***0.01***
8	***1.75***	***1.74***	***1.74***	***1.74***	***1.74***	***1.74***	***0.01***
16	***1.80***	***1.78***	***1.78***	***1.78***	***1.78***	***1.79***	***0.01***
24	***1.85***	***1.83***	***1.83***	2.37	***1.83***	***1.94***	***0.24***
36	***1.89***	5.83	4.30	9.03	***1.88***	***4.59***	***3.00***
48	***1.94***	***2.05***	***2.00***	***2.16***	***1.93***	***2.01***	***0.09***
60	***1.99***	9.77	8.35	16.92	14.36	***10.28***	***5.78***
72	***2.04***	***2.37***	***2.28***	***2.69***	***2.39***	***2.36***	***0.24***

Entries in bold italics are <LLOQ. The LLOQ value has been entered to represent a worst case value.

Mean and SD values in bold italics have been calculated from data that contain 1 or more individual results <LLOQ.

Table 21 Cumulative Absorption (ng/cm^2) of Dibenz(a,h)anthracene into Receptor Fluid Following Topical Application of Soil Sample FAFB-G2 Test Preparation 2 to Human Split-Thickness Membranes

	Cell Number						
Time (h)	Cell 6	Cell 7	Cell 8	Cell 9	Cell 10	Mean	SD
0	0.00	0.00	0.00	0.00	0.00	0.00	0.00
1	***0.32***	***0.32***	***0.32***	***0.32***	***0.32***	***0.32***	***0.00***
2	***0.33***	***0.33***	***0.33***	***0.33***	***0.33***	***0.33***	***0.00***
4	***0.34***	***0.34***	***0.34***	***0.34***	***0.34***	***0.34***	***0.00***
8	***0.35***	***0.35***	***0.35***	***0.35***	***0.35***	***0.35***	***0.00***
16	***0.36***	***0.36***	***0.36***	***0.36***	***0.36***	***0.36***	***0.00***
24	***0.37***	***0.37***	***0.37***	***0.37***	***0.37***	***0.37***	***0.00***
36	***0.38***	***0.38***	***0.38***	***0.38***	***0.38***	***0.38***	***0.00***
48	***0.39***	***0.39***	***0.39***	***0.39***	***0.39***	***0.39***	***0.00***
60	***0.40***	***0.39***	***0.39***	***0.39***	***0.39***	***0.40***	***0.00***
72	***0.41***	***0.40***	***0.40***	***0.40***	***0.40***	***0.41***	***0.00***

Entries in bold italics are <LLOQ. The LLOQ value has been entered to represent a worst case value.

Mean and SD values in bold italics have been calculated from data that contain 1 or more individual results <LLOQ.

Table 22 Mean Absorption rates (ng/cm^2/h) of Benz(a)anthracene, Benzo(a)pyrene, Benzo(b)fluoranthene, Benzo(k)fluoranthene, Chrysene and Dibenz(a,h)anthracene in Receptor Fluid Following Topical Application of Soil Sample FAFB-G2 Test Preparation 2 to Human Split-Thickness Membranes

Test Item	Time Period (h)	Mean Absorption Rate (ng/cm^2/h)
B(a)A	0-24	0.11
	0-72	0.16
B(a)P	0-24	0.07
	0-72	0.16
B(b)F	0-24	0.13
	0-72	0.25
B(k)F	0-24	0.03
	0-72	0.06
DB(a,h)A	0-24	0.02
	0-72	0.01
Chrysene	0-24	0.08
	0-72	0.03

Table 23 Distribution of Benz(a)anthracene, Benzo(a)pyrene, Benzo(b)fluoranthene, Benzo(k)fluoranthene, Chrysene and Dibenz(a,h)anthracene in the Stratum Corneum (Tape Strips 1-5) at 72 h Post Dose Following Topical Application of Soil Sample FAFB-G2 Test Preparation 2 to Human Split-Thickness Membranes

Cell No.	B(a)A Concentration (ng/cm^2)	B(a)P Concentration (ng/cm^2)	B(b)F Concentration (ng/cm^2)	B(k)F Concentration (ng/cm^2)	Chrysene Concentration (ng/cm^2)	DB(a,h)A Concentration (ng/cm^2)
6	18.69	27.96	39.81	13.31	***1.59***	***0.32***
7	1.95	4.04	5.73	1.98	***1.59***	***0.32***
8	4.24	6.69	10.45	3.60	***1.59***	***0.32***
9	28.34	40.45	59.87	20.25	***1.59***	***0.32***
10	21.69	28.12	41.40	13.98	***1.59***	***0.32***
Mean	14.98	21.45	31.45	10.63	***1.59***	***0.32***
SD	11.43	15.56	22.80	7.67	***0.00***	***0.00***
CV (%)	76.30	72.54	72.49	72.17	***0.00***	***0.00***

Entries in bold italics are <LLOQ. The LLOQ value has been entered to represent a worst case value.

Mean and SD values in bold italics have been calculated from data that contain 1 or more individual results <LLOQ.

Table 24 Distribution of Benz(a)anthracene, Benzo(a)pyrene, Benzo(b)fluoranthene, Benzo(k)fluoranthene, Chrysene and Dibenz(a,h)anthracene in the Exposed Skin at 72 h Post Dose Following Topical Application of Soil Sample FAFB-G2 Test Preparation 2 to Human Split-Thickness Membranes

Cell No.	B(a)A Concentration (ng/cm^2)	B(a)P Concentration (ng/cm^2)	B(b)F Concentration (ng/cm^2)	B(k)F Concentration (ng/cm^2)	Chrysene Concentration (ng/cm^2)	DB(a,h)A Concentration (ng/cm^2)
6	4.75	9.04	12.83	4.20	***1.59***	***0.32***
7	3.73	8.76	11.94	4.11	***1.59***	***0.32***
8	4.36	8.73	12.74	4.43	***1.59***	***0.32***
9	6.91	14.55	22.20	7.29	***1.59***	***0.32***
10	7.39	13.44	18.09	6.08	***1.59***	***0.32***
Mean	5.43	10.90	15.56	5.22	***1.59***	***0.32***
SD	1.62	2.85	4.44	1.41	***0.00***	***0.00***
CV (%)	29.91	26.16	28.55	26.97	***0.00***	***0.00***

Entries in bold italics are <LLOQ. The LLOQ value has been entered to represent a worst case value.

Mean and SD values in bold italics have been calculated from data that contain 1 or more individual results <LLOQ.

Table 25 Distribution of Benz(a)anthracene, Benzo(a)pyrene, Benzo(b)fluoranthene, Benzo(k)fluoranthene, Chrysene and Dibenz(a,h)anthracene (ng/cm^2) at 72 h Post Dose Following Topical Application of Soil Sample FAFB-G3 to Human Split-Thickness Membranes

Distribution of Benzo(a)anthracene (ng/cm^2)

	Cell Number						
	Cell 11	Cell 12	Cell 13	Cell 14	Cell 15	Mean	SD
SC1-5	***0.32***	0.83	5.16	0.41	1.27	***1.60***	***2.03***
Exposed Skin	0.84	1.58	0.73	0.72	1.01	0.98	0.36
Receptor Fluid	0.56	4.74	1.98	***0.48***	4.13	***2.38***	***1.98***
Dermal Delivery*	***1.40***	6.32	2.71	***1.20***	5.14	***3.35***	***2.28***

Distribution of Benzo(a)pyrene (ng/cm^2)

	Cell Number						
	Cell 11	Cell 12	Cell 13	Cell 14	Cell 15	Mean	SD
SC1-5	0.39	1.37	6.56	1.13	2.08	2.31	2.45
Exposed Skin	1.26	3.28	1.19	1.28	1.68	1.74	0.88
Receptor Fluid	***0.41***	4.78	2.01	1.57	4.22	***2.60***	***1.84***
Dermal Delivery*	***1.67***	8.06	3.20	2.85	5.90	***4.34***	***2.59***

Distribution of Benzo(b)fluoranthene (ng/cm^2)

	Cell Number						
	Cell 11	Cell 12	Cell 13	Cell 14	Cell 15	Mean	SD
SC1-5	***1.59***	2.28	10.00	1.79	3.47	***3.83***	***3.53***
Exposed Skin	1.95	6.11	2.16	2.12	2.82	3.04	1.75
Receptor Fluid	***2.05***	8.08	3.56	***2.04***	6.92	***4.53***	***2.81***
Dermal Delivery*	***4.00***	14.19	5.72	4.16	9.74	***7.56***	***4.37***

*Dermal Delivery = Exposed Skin + Receptor Fluid

Entries in bold italics are <LLOQ. The LLOQ value has been entered to represent a worst case value.

Mean and SD values in bold italics have been calculated from data that contain 1 or more individual results <LLOQ.

Table 25 Continued

Distribution of Benzo(k)fluoranthene (ng/cm^2)

	Cell Number						
	Cell 11	Cell 12	Cell 13	Cell 14	Cell 15	Mean	SD
SC1-5	***0.32***	0.76	3.44	0.63	1.14	***1.26***	***1.25***
Exposed Skin	0.54	1.78	0.67	0.61	0.89	0.90	0.51
Receptor Fluid	***0.41***	1.70	0.79	0.53	1.62	***1.01***	***0.61***
Dermal Delivery*	***0.95***	3.48	1.46	1.14	2.51	***1.91***	***1.07***

Distribution of Chrysene (ng/cm^2)

	Cell Number						
	Cell 11	Cell 12	Cell 13	Cell 14	Cell 15	Mean	SD
SC1-5	***1.59***	***1.59***	***1.59***	***1.59***	***1.59***	***1.59***	***0.00***
Exposed Skin	***1.59***	***1.59***	***1.59***	***1.59***	***1.59***	***1.59***	***0.00***
Receptor Fluid	***2.05***	***2.14***	***2.04***	***2.02***	***2.08***	***2.07***	***2.04***
Dermal Delivery*	***3.64***	***3.73***	***3.63***	***3.61***	***3.67***	***3.66***	***0.05***

Distribution of Dienz(a,h)anthracene (ng/cm^2)

	Cell Number						
	Cell 11	Cell 12	Cell 13	Cell 14	Cell 15	Mean	SD
SC1-5	***0.32***	***0.32***	***0.32***	***0.32***	***0.32***	***0.32***	***0.00***
Exposed Skin	***0.32***	***0.32***	***0.32***	***0.32***	***0.32***	***0.32***	***0.00***
Receptor Fluid	***0.41***	***0.41***	***0.41***	***0.40***	***0.40***	***0.41***	***0.00***
Dermal Delivery*	***0.73***	***0.73***	***0.73***	***0.72***	***0.72***	***0.73***	***0.01***

*Dermal Delivery = Exposed Skin + Receptor Fluid

Entries in bold italics are <LLOQ. The LLOQ value has been entered to represent a worst case value.

Mean and SD values in bold italics have been calculated from data that contain 1 or more individual results <LLOQ.

Table 26 Cumulative Absorption (ng/cm^2) of Benz(a)anthracene into Receptor Fluid Following Topical Application of Soil Sample FAFB-G3 Test Preparation 3 to Human Split-Thickness Membranes

	Cell Number						
Time (h)	Cell 11	Cell 12	Cell 13	Cell 14	Cell 15	Mean	SD
0	0.00	0.00	0.00	0.00	0.00	0.00	0.00
1	***0.32***	***0.32***	***0.32***	***0.32***	***0.32***	***0.32***	***0.00***
2	***0.33***	***0.33***	***0.33***	***0.33***	***0.33***	***0.33***	***0.00***
4	***0.34***	***0.34***	***0.34***	***0.34***	***0.34***	***0.34***	***0.00***
8	***0.35***	***0.35***	***0.35***	***0.35***	***0.35***	***0.35***	***0.00***
16	***0.36***	0.52	***0.36***	***0.36***	0.43	0.41	***0.07***
24	***0.37***	1.22	0.68	0.43	1.15	0.77	***0.40***
36	***0.38***	2.32	1.10	0.75	1.91	1.29	***0.80***
48	***0.39***	3.79	1.62	1.31	3.22	2.07	***1.40***
60	0.47	4.55	1.96	1.69	3.77	2.49	1.65
72	0.56	4.74	1.98	***0.48***	4.13	2.38	***1.98***

Entries in bold italics are <LLOQ. The LLOQ value has been entered to represent a worst case value.

Mean and SD values in bold italics have been calculated from data that contain 1 or more individual results <LLOQ.

Table 27 Cumulative Absorption (ng/cm^2) of Benzo(a)pyrene into Receptor Fluid Following Topical Application of Soil Sample FAFB-G3 Test Preparation 3 to Human Split-Thickness Membranes

	Cell Number						
Time (h)	Cell 11	Cell 12	Cell 13	Cell 14	Cell 15	Mean	SD
0	0.00	0.00	0.00	0.00	0.00	0.00	0.00
1	***0.32***	***0.32***	***0.32***	***0.32***	***0.32***	***0.32***	***0.00***
2	***0.33***	***0.33***	***0.33***	***0.33***	***0.33***	***0.33***	***0.00***
4	***0.34***	***0.34***	***0.34***	***0.34***	***0.34***	***0.34***	***0.00***
8	***0.35***	***0.35***	***0.35***	***0.35***	***0.35***	***0.35***	***0.00***
16	***0.36***	***0.36***	***0.36***	***0.36***	***0.36***	***0.36***	***0.00***
24	***0.37***	0.86	0.47	***0.37***	0.78	***0.57***	***0.24***
36	***0.38***	1.79	0.86	0.45	1.54	***1.00***	***0.63***
48	***0.39***	3.14	1.41	0.92	2.72	***1.72***	***1.17***
60	***0.40***	4.34	1.87	1.35	3.73	***2.34***	***1.65***
72	***0.41***	4.78	2.01	1.57	4.22	***2.60***	***1.84***

Entries in bold italics are <LLOQ. The LLOQ value has been entered to represent a worst case value.

Mean and SD values in bold italics have been calculated from data that contain 1 or more individual results <LLOQ.

Table 28 Cumulative Absorption (ng/cm^2) of Benzo(b)fluoranthene into Receptor Fluid Following Topical Application of Soil Sample FAFB-G3 Test Preparation 3 to Human Split-Thickness Membranes

	Cell Number						
Time (h)	Cell 11	Cell 12	Cell 13	Cell 14	Cell 15	Mean	SD
0	0.00	0.00	0.00	0.00	0.00	0.00	0.00
1	***1.62***	***1.62***	***1.61***	***1.59***	***1.59***	***1.61***	***0.02***
2	***1.67***	***1.67***	***1.66***	***1.64***	***1.64***	***1.66***	***0.02***
4	***1.72***	***1.72***	***1.70***	***1.69***	***1.69***	***1.70***	***0.02***
8	***1.77***	***1.77***	***1.75***	***1.74***	***1.74***	***1.75***	***0.02***
16	***1.82***	***1.82***	***1.80***	***1.78***	***1.78***	***1.80***	***0.02***
24	***1.86***	***1.86***	***1.85***	***1.83***	***1.83***	***1.85***	***0.02***
36	***1.91***	3.31	***1.89***	***1.88***	3.01	***2.40***	***0.70***
48	***1.96***	5.57	2.61	***1.93***	4.70	***3.35***	***1.68***
60	***2.01***	7.61	3.71	2.66	6.61	***4.52***	***2.47***
72	***2.05***	8.08	3.56	***2.04***	6.92	***4.53***	***2.81***

Entries in bold italics are <LLOQ. The LLOQ value has been entered to represent a worst case value.

Mean and SD values in bold italics have been calculated from data that contain 1 or more individual results <LLOQ.

Table 29 Cumulative Absorption (ng/cm^2) of Benzo(k)fluoranthene into Receptor Fluid Following Topical Application of Soil Sample FAFB-G3 Test Preparation 3 to Human Split-Thickness Membranes

	Cell Number						
Time (h)	Cell 11	Cell 12	Cell 13	Cell 14	Cell 15	Mean	SD
0	0.00	0.00	0.00	0.00	0.00	0.00	0.00
1	***0.32***	***0.32***	***0.32***	***0.32***	***0.32***	***0.32***	***0.00***
2	***0.33***	***0.33***	***0.33***	***0.33***	***0.33***	***0.33***	***0.00***
4	***0.34***	***0.34***	***0.34***	***0.34***	***0.34***	***0.34***	***0.00***
8	***0.35***	***0.35***	***0.35***	***0.35***	***0.35***	***0.35***	***0.00***
16	***0.36***	***0.36***	***0.36***	***0.36***	***0.36***	***0.36***	***0.00***
24	***0.37***	***0.37***	***0.37***	***0.37***	***0.37***	***0.37***	***0.00***
36	***0.38***	0.59	***0.38***	***0.38***	0.55	***0.46***	***0.11***
48	***0.39***	1.07	0.54	0.42	1.01	***0.69***	***0.33***
60	***0.40***	1.47	0.70	0.52	1.37	***0.89***	***0.49***
72	***0.41***	1.70	0.79	0.53	1.62	***1.01***	***0.61***

Entries in bold italics are <LLOQ. The LLOQ value has been entered to represent a worst case value.

Mean and SD values in bold italics have been calculated from data that contain 1 or more individual results <LLOQ.

Table 30 Cumulative Absorption (ng/cm^2) of Chrysene into Receptor Fluid Following Topical Application of Soil Sample FAFB-G3 Test Preparation 3 to Human Split-Thickness Membranes

	Cell Number						
Time (h)	Cell 11	Cell 12	Cell 13	Cell 14	Cell 15	Mean	SD
0	0.00	0.00	0.00	0.00	0.00	0.00	0.00
1	***1.62***	***1.62***	***1.61***	***1.59***	***1.59***	***1.61***	***0.02***
2	***1.67***	***1.67***	***1.66***	***1.64***	***1.64***	***1.66***	***0.02***
4	***1.72***	***1.72***	***1.70***	***1.69***	***1.69***	***1.70***	***0.02***
8	***1.77***	***1.77***	***1.75***	***1.74***	***1.74***	***1.75***	***0.02***
16	***1.82***	***1.82***	***1.80***	***1.78***	***1.78***	***1.80***	***0.02***
24	***1.86***	***1.86***	***1.85***	***1.83***	***1.83***	***1.85***	***0.02***
36	***1.91***	***1.91***	***1.89***	***1.88***	***1.88***	***1.89***	***0.02***
48	***1.96***	***1.96***	***1.94***	***1.93***	***1.93***	***1.94***	***0.02***
60	***2.01***	4.80	2.14	1.99	3.82	***2.95***	***1.29***
72	***2.05***	***2.14***	***2.04***	***2.02***	***2.08***	***2.07***	***0.04***

Entries in bold italics are <LLOQ. The LLOQ value has been entered to represent a worst case value.

Mean and SD values in bold italics have been calculated from data that contain 1 or more individual results <LLOQ.

Table 31 Cumulative Absorption (ng/cm^2) of Dibenz(a,h)anthracene into Receptor Fluid Following Topical Application of Soil Sample FAFB-G3 Test Preparation 3 to Human Split-Thickness Membranes

	Cell Number						
Time (h)	Cell 11	Cell 12	Cell 13	Cell 14	Cell 15	Mean	SD
0	0.00	0.00	0.00	0.00	0.00	0.00	0.00
1	***0.32***	***0.32***	***0.32***	***0.32***	***0.32***	***0.32***	***0.00***
2	***0.33***	***0.33***	***0.33***	***0.33***	***0.33***	***0.33***	***0.00***
4	***0.34***	***0.34***	***0.34***	***0.34***	***0.34***	***0.34***	***0.00***
8	***0.35***	***0.35***	***0.35***	***0.35***	***0.35***	***0.35***	***0.00***
16	***0.36***	***0.36***	***0.36***	***0.36***	***0.36***	***0.36***	***0.00***
24	***0.37***	***0.37***	***0.37***	***0.37***	***0.37***	***0.37***	***0.00***
36	***0.38***	***0.38***	***0.38***	***0.38***	***0.38***	***0.38***	***0.00***
48	***0.39***	***0.39***	***0.39***	***0.39***	***0.39***	***0.39***	***0.00***
60	***0.40***	***0.40***	***0.40***	***0.39***	***0.39***	***0.40***	***0.00***
72	***0.41***	***0.41***	***0.41***	***0.40***	***0.40***	***0.41***	***0.00***

Entries in bold italics are <LLOQ. The LLOQ value has been entered to represent a worst case value.

Mean and SD values in bold italics have been calculated from data that contain 1 or more individual results <LLOQ.

Table 32 Mean Absorption rates (ng/cm^2/h) of Benz(a)anthracene, Benzo(a)pyrene, Benzo(b)fluoranthene, Benzo(k)fluoranthene, Chrysene and Dibenz(a,h)anthracene in Receptor Fluid Following Topical Application of Soil Sample FAFB-G3 Test Preparation 3 to Human Split-Thickness Membranes

Test Item	Time Period (h)	Mean Absorption Rate (ng/cm^2/h)
B(a)A	0-24	0.03
	0-72	0.03
B(a)P	0-24	0.02
	0-72	0.04
B(b)F	0-24	0.08
	0-72	0.06
B(k)F	0-24	0.02
	0-72	0.01
Chrysene	0-24	0.08
	0-72	0.03
DB(a,h)A	0-24	0.02
	0-72	0.01

Table 33 Distribution of Benz(a)anthracene, Benzo(a)pyrene, Benzo(b)fluoranthene, Benzo(k)fluoranthene, Chrysene and Dibenz(a,h)anthracene in the Stratum Corneum (Tape Strips 1-5) at 72 h Post Dose Following Topical Application of Soil Sample FAFB-G3 Test Preparation 3 to Human Split-Thickness Membranes

Cell No.	B(a)A Concentration (ng/cm^2)	B(a)P Concentration (ng/cm^2)	B(b)F Concentration (ng/cm^2)	B(k)F Concentration (ng/cm^2)	Chrysene Concentration (ng/cm^2)	DB(a,h)A Concentration (ng/cm^2)
11	***0.32***	0.39	***1.59***	***0.32***	***1.59***	***0.32***
12	0.83	1.37	2.28	0.76	***1.59***	***0.32***
13	5.16	6.56	10.00	3.44	***1.59***	***0.32***
14	0.41	1.13	1.79	0.63	***1.59***	***0.32***
15	1.27	2.08	3.47	1.14	***1.59***	***0.32***
Mean	***1.60***	2.31	***3.83***	***1.26***	***1.59***	***0.32***
SD	***2.03***	2.45	***3.53***	***1.25***	***0.00***	***0.00***
CV (%)	***126.81***	106.41	***92.18***	***99.76***	***0.00***	***0.00***

Entries in bold italics are <LLOQ. The LLOQ value has been entered to represent a worst case value.

Mean and SD values in bold italics have been calculated from data that contain 1 or more individual results <LLOQ.

Table 34 Distribution of Benz(a)anthracene, Benzo(a)pyrene, Benzo(b)fluoranthene, Benzo(k)fluoranthene, Chrysene and Dibenz(a,h)anthracene in the Exposed Skin at 72 h Post Dose Following Topical Application of Soil Sample FAFB-G3 Test Preparation 3 to Human Split-Thickness Membranes

Cell No.	B(a)A Concentration (ng/cm^2)	B(a)P Concentration (ng/cm^2)	B(b)F Concentration (ng/cm^2)	B(k)F Concentration (ng/cm^2)	Chrysene Concentration (ng/cm^2)	DB(a,h)A Concentration (ng/cm^2)
11	0.84	1.26	1.95	0.54	***1.59***	***0.32***
12	1.58	3.28	6.11	1.78	***1.59***	***0.32***
13	0.73	1.19	2.16	0.67	***1.59***	***0.32***
14	0.72	1.28	2.12	0.61	***1.59***	***0.32***
15	1.01	1.68	2.82	0.89	***1.59***	***0.32***
Mean	0.98	1.74	3.04	0.90	***1.59***	***0.32***
SD	0.36	0.88	1.75	0.51	***0.00***	***0.00***
CV (%)	36.55	50.80	57.77	56.68	***0.00***	***0.00***

Entries in bold italics are <LLOQ. The LLOQ value has been entered to represent a worst case value.

Mean and SD values in bold italics have been calculated from data that contain 1 or more individual results <LLOQ.

Table 35 Distribution of Benz(a)anthracene, Benzo(a)pyrene, Benzo(b)fluoranthene, Benzo(k)fluoranthene, Chrysene and Dibenz(a,h)anthracene (ng/cm^2) at 72 h Post Dose Following Topical Application of Target Fragments (G2)-Mesh to Human Split-Thickness Membranes

Distribution of Benzo(a)anthracene (ng/cm^2)

	Cell Number						
	Cell 16	Cell 17	Cell 18	Cell 19	Cell 20	Mean	SD
SC1-5	191.08	324.84	34.71	168.47	334.39	210.70	123.96
Exposed Skin	192.04	398.09	25.45	180.25	145.86	188.34	134.55
Receptor Fluid	23.37	181.25	54.74	206.19	137.11	120.53	79.16
Dermal Delivery*	215.41	579.34	80.19	386.44	282.97	308.87	187.66

Distribution of Benzo(a)pyrene (ng/cm^2)

	Cell Number						
	Cell 16	Cell 17	Cell 18	Cell 19	Cell 20	Mean	SD
SC1-5	270.06	471.34	55.41	270.38	493.63	312.17	178.68
Exposed Skin	285.67	621.02	41.40	292.36	218.15	291.72	210.09
Receptor Fluid	10.16	120.88	33.86	125.31	91.17	76.28	51.93
Dermal Delivery*	295.83	741.90	75.26	417.67	309.32	398.00	243.22

Distribution of Benzo(b)fluoranthene (ng/cm^2)

	Cell Number						
	Cell 16	Cell 17	Cell 18	Cell 19	Cell 20	Mean	SD
SC1-5	366.24	633.76	72.93	350.32	662.42	417.13	241.15
Exposed Skin	433.12	802.55	48.41	420.38	318.15	404.52	271.00
Receptor Fluid	16.66	168.29	50.30	185.92	138.54	111.94	74.55
Dermal Delivery*	449.78	970.84	98.71	606.30	456.69	516.46	315.07

*Dermal Delivery = Exposed Skin + Receptor Fluid

Table 35 Continued

Distribution of Benzo(k)fluoranthene (ng/cm^2)

	Cell Number						
	Cell 16	Cell 17	Cell 18	Cell 19	Cell 20	Mean	SD
SC1-5	123.25	211.46	25.99	121.02	221.34	140.61	79.63
Exposed Skin	139.81	280.89	18.50	141.72	104.78	137.14	94.62
Receptor Fluid	4.35	51.81	15.39	56.87	42.01	34.09	23.07
Dermal Delivery*	144.16	332.70	33.89	198.59	146.79	171.23	108.41

Distribution of Chrysene (ng/cm^2)

	Cell Number						
	Cell 16	Cell 17	Cell 18	Cell 19	Cell 20	Mean	SD
SC1-5	***1.59***	***1.59***	***1.59***	***1.59***	***1.59***	***1.59***	***0.00***
Exposed Skin	***1.59***	***1.59***	***1.59***	***1.59***	***1.59***	***1.59***	***0.00***
Receptor Fluid	***2.46***	***6.53***	***4.47***	***8.85***	***4.65***	***5.39***	***2.41***
Dermal Delivery*	***4.05***	***8.12***	***6.06***	***10.44***	***6.24***	***6.98***	***2.41***

Distribution of Dibenz(a,h)anthracene (ng/cm^2)

	Cell Number						
	Cell 16	Cell 17	Cell 18	Cell 19	Cell 20	Mean	SD
SC1-5	***0.32***	***0.32***	***0.32***	***0.32***	***0.32***	***0.32***	***0.00***
Exposed Skin	***0.32***	***0.32***	***0.32***	***0.32***	***0.32***	***0.32***	***0.00***
Receptor Fluid	***0.40***	***0.40***	***0.41***	***0.40***	***0.41***	***0.40***	***0.01***
Dermal Delivery*	***0.72***	***0.72***	***0.73***	***0.72***	***0.73***	***0.72***	***0.01***

*Dermal Delivery = Exposed Skin + Receptor Fluid

Entries in bold italics are <LLOQ. The LLOQ value has been entered to represent a worst case value.

Mean and SD values in bold italics have been calculated from data that contain 1 or more individual results <LLOQ.

Table 36 Cumulative Absorption (ng/cm^2) of Benz(a)anthracene into Receptor Fluid Following Topical Application of Target Fragments (G2)-Mesh Test Preparation 4 to Human Split-Thickness Membranes

	Cell Number						
Time (h)	Cell 16	Cell 17	Cell 18	Cell 19	Cell 20	Mean	SD
0	0.00	0.00	0.00	0.00	0.00	0.00	0.00
1	***0.32***	***0.32***	***0.32***	***0.32***	***0.32***	***0.32***	***0.00***
2	***0.33***	***0.33***	***0.33***	***0.33***	***0.33***	***0.33***	***0.00***
4	***0.34***	***0.34***	***0.34***	0.42	***0.34***	***0.35***	***0.03***
8	0.56	3.44	1.93	3.73	0.61	2.05	1.50
16	*2.05*	22.30	9.51	24.73	7.44	13.21	9.83
24	5.46	57.80	22.43	68.71	26.93	36.27	26.19
36	10.92	15.15	36.08	121.70	59.60	48.69	45.17
48	16.54	143.65	48.70	167.62	96.40	94.58	63.13
60	19.50	164.43	51.70	180.42	113.01	105.81	69.70
72	23.37	181.25	54.74	206.19	137.11	120.53	79.17

Entries in bold italics are <LLOQ. The LLOQ value has been entered to represent a worst case value.
Mean and SD values in bold italics have been calculated from data that contain 1 or more individual results <LLOQ.
For Cell 16, the mean value of the 24 h and 48 h receptor fluid values was entered for 36 h time point, as there was no sample left to allow the reanalysis.

Table 37 Cumulative Absorption (ng/cm^2) of Benzo(a)pyrene into Receptor Fluid Following Topical Application of Target Fragments (G2)-Mesh Test Preparation 4 to Human Split-Thickness Membranes

	Cell Number						
Time (h)	Cell 16	Cell 17	Cell 18	Cell 19	Cell 20	Mean	SD
0	0.00	0.00	0.00	0.00	0.00	0.00	0.00
1	***0.32***	***0.32***	***0.32***	***0.32***	***0.32***	***0.32***	***0.00***
2	***0.33***	***0.33***	***0.33***	***0.33***	***0.33***	***0.33***	***0.00***
4	***0.34***	***0.34***	***0.34***	***0.34***	***0.34***	***0.34***	***0.00***
8	***0.35***	0.78	***0.35***	0.62	***0.35***	***0.49***	***0.20***
16	0.40	7.54	2.17	5.91	2.15	3.63	2.96
24	1.29	24.86	7.50	23.06	10.55	13.45	10.18
36	3.10	4.58	14.83	49.95	27.85	20.06	19.42
48	4.95	71.18	21.37	72.76	46.90	43.43	30.04
60	7.87	103.54	29.86	103.85	72.06	63.44	43.39
72	10.16	120.88	33.86	125.31	91.17	76.28	51.93

Entries in bold italics are <LLOQ. The LLOQ value has been entered to represent a worst case value.
Mean and SD values in bold italics have been calculated from data that contain 1 or more individual results <LLOQ.
For Cell 16, the mean value of the 24 h and 48 h receptor fluid values was entered for 36 h time point, as there was no sample left to allow the reanalysis.

Table 38 Cumulative Absorption (ng/cm^2) of Benzo(b)fluoranthene into Receptor Fluid Following Topical Application of Target Fragments (G2)-Mesh Test Preparation 4 to Human Split-Thickness Membranes

	Cell Number						
Time (h)	Cell 16	Cell 17	Cell 18	Cell 19	Cell 20	Mean	SD
0	0.00	0.00	0.00	0.00	0.00	0.00	0.00
1	***1.59***	***1.59***	***1.61***	***1.59***	***1.61***	***1.60***	***0.01***
2	***1.64***	***1.64***	***1.66***	***1.64***	***1.66***	***1.65***	***0.01***
4	***1.69***	***1.69***	1.73	2.22	***1.70***	***1.81***	***0.23***
8	***1.74***	1.80	***1.75***	***1.75***	***1.75***	***1.76***	***0.02***
16	***1.78***	13.25	4.70	12.31	4.63	***7.33***	***5.12***
24	2.82	40.39	13.42	41.65	19.04	23.46	17.06
36	5.83	7.83	22.27	74.73	42.05	30.54	28.64
48	8.92	106.74	33.84	114.50	75.12	67.82	45.75
60	14.65	157.97	47.35	164.95	117.17	100.42	66.95
72	16.66	168.29	50.30	185.92	138.54	111.94	74.55

Entries in bold italics are <LLOQ. The LLOQ value has been entered to represent a worst case value.
Mean and SD values in bold italics have been calculated from data that contain 1 or more individual results <LLOQ.
For Cell 16, the mean value of the 24 h and 48 h receptor fluid values was entered for 36 h time point, as there was no sample left to allow the reanalysis.

Table 39 Cumulative Absorption (ng/cm^2) of Benzo(k)fluoranthene into Receptor Fluid Following Topical Application of Target Fragments (G2)-Mesh Test Preparation 4 to Human Split-Thickness Membranes

	Cell Number						
Time (h)	Cell 16	Cell 17	Cell 18	Cell 19	Cell 20	Mean	SD
0	0.00	0.00	0.00	0.00	0.00	0.00	0.00
1	***0.32***	***0.32***	***0.32***	***0.32***	***0.32***	***0.32***	***0.00***
2	***0.33***	***0.33***	***0.33***	***0.33***	***0.33***	***0.33***	***0.00***
4	***0.34***	***0.34***	***0.34***	***0.34***	***0.34***	***0.34***	***0.00***
8	***0.35***	0.52	***0.35***	0.68	***0.35***	***0.45***	***0.15***
16	0.37	3.58	1.10	3.39	1.27	1.94	1.45
24	0.73	11.07	3.29	10.94	5.00	6.21	4.64
36	1.45	2.06	6.28	21.94	12.25	8.80	8.52
48	2.19	31.26	9.35	32.52	21.13	19.29	13.35
60	3.45	45.40	13.06	45.69	32.55	28.03	19.12
72	4.35	51.81	15.39	56.87	42.01	34.09	23.07

Entries in bold italics are <LLOQ. The LLOQ value has been entered to represent a worst case value.
Mean and SD values in bold italics have been calculated from data that contain 1 or more individual results <LLOQ.
For Cell 16, the mean value of the 24 h and 48 h receptor fluid values was entered for 36 h time point, as there was no sample left to allow the reanalysis.

Table 40 Cumulative Absorption (ng/cm^2) of Chrysene into Receptor Fluid Following Topical Application of Target Fragments (G2)-Mesh Test Preparation 4 to Human Split-Thickness Membranes

	Cell Number						
Time (h)	Cell 16	Cell 17	Cell 18	Cell 19	Cell 20	Mean	SD
0	0.00	0.00	0.00	0.00	0.00	0.00	0.00
1	***1.59***	***1.59***	***1.61***	***1.59***	***1.61***	***1.60***	***0.01***
2	***1.64***	***1.64***	***1.66***	***1.64***	***1.66***	***1.65***	***0.01***
4	***1.69***	***1.69***	***1.70***	***1.69***	***1.70***	***1.69***	***0.01***
8	***1.74***	3.42	2.04	3.55	3.49	***2.85***	***0.88***
16	2.36	17.95	7.89	18.75	5.49	10.49	7.45
24	3.50	34.21	13.04	36.79	24.78	22.46	14.11
36	6.63	14.80	37.79	125.77	62.56	49.51	47.87
48	9.84	***3.76***	***3.51***	59.42	***4.56***	***16.22***	***24.29***
60	***2.41***	92.98	32.51	***8.80***	***4.60***	***28.26***	***38.12***
72	***2.46***	***6.53***	***4.47***	***8.85***	***4.65***	***5.39***	***2.41***

Entries in bold italics are <LLOQ. The LLOQ value has been entered to represent a worst case value.
Mean and SD values in bold italics have been calculated from data that contain 1 or more individual results <LLOQ.
For Cell 16, the mean value of the 24 h and 48 h receptor fluid values was entered for 36 h time point, as there was no sample left to allow the reanalysis.

Table 41 Cumulative Absorption (ng/cm^2) of Dibenz(a,h)anthracene into Receptor Fluid Following Topical Application of Target Fragments (G2)-Mesh Test Preparation 4 to Human Split-Thickness Membranes

	Cell Number						
Time (h)	Cell 16	Cell 17	Cell 18	Cell 19	Cell 20	Mean	SD
0	0.00	0.00	0.00	0.00	0.00	0.00	0.00
1	***0.32***	***0.32***	***0.32***	***0.32***	***0.32***	***0.32***	***0.00***
2	***0.33***	***0.33***	***0.33***	***0.33***	***0.33***	***0.33***	***0.00***
4	***0.34***	***0.34***	***0.34***	***0.34***	***0.34***	***0.34***	***0.00***
8	***0.35***	***0.35***	***0.35***	***0.35***	***0.35***	***0.35***	***0.00***
16	***0.36***	***0.36***	***0.36***	***0.36***	***0.36***	***0.36***	***0.00***
24	***0.37***	***0.37***	***0.37***	***0.37***	***0.37***	***0.37***	***0.00***
36	***0.38***	***0.38***	***0.38***	***0.38***	***0.38***	***0.38***	***0.00***
48	***0.39***	***0.39***	***0.39***	***0.39***	***0.39***	***0.39***	***0.00***
60	***0.39***	***0.39***	***0.40***	***0.39***	***0.40***	***0.40***	***0.00***
72	***0.40***	***0.40***	***0.41***	***0.40***	***0.41***	***0.41***	***0.00***

Entries in bold italics are <LLOQ. The LLOQ value has been entered to represent a worst case value.
Mean and SD values in bold italics have been calculated from data that contain 1 or more individual results <LLOQ.
For Cell 16, the mean value of the 24 h and 48 h receptor fluid values was entered for 36 h time point, as there was no sample left to allow the reanalysis.

Table 42 Mean Absorption rates (ng/cm^2/h) of Benz(a)anthracene, Benzo(a)pyrene, Benzo(b)fluoranthene, Benzo(k)fluoranthene, Chrysene and Dibenz(a,h)anthracene in Receptor Fluid Following Topical Application of Target Fragments (G2)-Mesh Test Preparation 4 to Human Split-Thickness Membranes

Test Item	Time Period (h)	Mean Absorption Rate (ng/cm^2/h)
B(a)A	0-24	1.51
	0-72	1.67
B(a)P	0-24	0.56
	0-72	1.06
B(b)F	0-24	0.98
	0-72	1.55
B(k)F	0-24	0.26
	0-72	0.47
DB(a,h)A	0-24	0.02
	0-72	0.01
Chrysene	0-24	0.94
	0-72	0.07

Table 43 **Distribution of Benz(a)anthracene, Benzo(a)pyrene, Benzo(b)fluoranthene, Benzo(k)fluoranthene, Chrysene and Dibenz(a,h)anthracene in the Stratum Corneum (Tape Strips 1-5) at 72 h Post Dose Following Topical Application of Target Fragments (G2)-Mesh Test Preparation 4 to Human Split-Thickness Membranes**

Cell No.	B(a)A Concentration (ng/cm^2)	B(a)P Concentration (ng/cm^2)	B(b)F Concentration (ng/cm^2)	B(k)F Concentration (ng/cm^2)	Chrysene Concentration (ng/cm^2)	DB(a,h)A Concentration (ng/cm^2)
16	191.08	270.06	366.24	123.25	***1.59***	***0.32***
17	324.84	471.34	633.76	211.46	***1.59***	***0.32***
18	34.71	55.41	72.93	25.99	***1.59***	***0.32***
19	168.47	270.38	350.32	121.02	***1.59***	***0.32***
20	334.39	493.63	662.42	221.34	***1.59***	***0.32***
Mean	210.70	312.17	417.13	140.61	***1.59***	***0.32***
SD	123.96	178.68	241.15	79.63	***0.00***	***0.00***
CV (%)	58.83	57.24	57.81	56.63	***0.00***	***0.00***

Entries in bold italics are <LLOQ. The LLOQ value has been entered to represent a worst case value.

Mean and SD values in bold italics have been calculated from data that contain 1 or more individual results <LLOQ.

Table 44 **Distribution of Benz(a)anthracene, Benzo(a)pyrene, Benzo(b)fluoranthene, Benzo(k)fluoranthene, Chrysene and Dibenz(a,h)anthracene in the Exposed Skin at 72 h Post Dose Following Topical Application of Target Fragments (G2)-Mesh Test Preparation 4 to Human Split-Thickness Membranes**

Cell No.	B(a)A Concentration (ng/cm^2)	B(a)P Concentration (ng/cm^2)	B(b)F Concentration (ng/cm^2)	B(k)F Concentration (ng/cm^2)	Chrysene Concentration (ng/cm^2)	DB(a,h)A Concentration (ng/cm^2)
16	192.04	285.67	433.12	139.81	***1.59***	***0.32***
17	398.09	621.02	802.55	280.89	***1.59***	***0.32***
18	25.45	41.40	48.41	18.50	***1.59***	***0.32***
19	180.25	292.36	420.38	141.72	***1.59***	***0.32***
20	145.86	218.15	318.15	104.78	***1.59***	***0.32***
Mean	188.34	291.72	404.52	137.14	***1.59***	***0.32***
SD	134.55	210.09	271.00	94.62	***0.00***	***0.00***
CV (%)	71.44	72.02	66.99	69.00	***0.00***	***0.00***

Entries in bold italics are <LLOQ. The LLOQ value has been entered to represent a worst case value.

Mean and SD values in bold italics have been calculated from data that contain 1 or more individual results <LLOQ.

Table 45 Distribution of Benz(a)anthracene, Benzo(a)pyrene, Benzo(b)fluoranthene, Benzo(k)fluoranthene, Chrysene and Dibenz(a,h)anthracene (ng/cm^2) at 72 h Post Dose Following Topical Application of Benzo(a)pyrene Spiked Soil to Human Split-Thickness Membranes

Distribution of Benzo(a)anthracene (ng/cm^2)

	Cell Number						
	Cell 21	Cell 22	Cell 23	Cell 24	Cell 25	Mean	SD
SC1-5	4.55	1.34	***0.32***	***0.32***	***0.32***	***1.37***	***1.83***
Exposed Skin	9.55	2.20	1.20	***0.32***	15.22	***5.70***	***6.46***
Receptor Fluid	***0.40***	0.49	***0.40***	***0.40***	***0.40***	***0.42***	***0.04***
Dermal Delivery*	***9.95***	2.69	***1.60***	***0.72***	***15.62***	***6.12***	***6.45***

Distribution of Benzo(a)pyrene (ng/cm^2)

	Cell Number						
	Cell 21	Cell 22	Cell 23	Cell 24	Cell 25	Mean	SD
SC1-5	7.71	3.76	1.18	2.25	0.84	3.15	2.79
Exposed Skin	16.37	11.85	4.24	4.14	28.60	13.04	10.14
Receptor Fluid	1.69	11.38	6.57	7.35	14.77	8.35	4.97
Dermal Delivery*	18.06	23.23	10.81	11.49	43.37	21.39	13.30

Distribution of Benzo(b)fluoranthene (ng/cm^2)

	Cell Number						
	Cell 21	Cell 22	Cell 23	Cell 24	Cell 25	Mean	SD
SC1-5	5.96	2.63	***1.59***	***1.59***	***1.59***	***2.67***	***1.89***
Exposed Skin	16.78	4.24	2.85	***1.59***	28.63	***10.82***	***11.67***
Receptor Fluid	***2.02***	***2.02***	***2.02***	***2.02***	***2.02***	***2.02***	***0.00***
Dermal Delivery*	***18.80***	***6.26***	***4.87***	***3.61***	***30.65***	***12.84***	***11.67***

*Dermal Delivery = Exposed Skin + Receptor Fluid

Entries in bold italics are <LLOQ. The LLOQ value has been entered to represent a worst case value.

Mean and SD values in bold italics have been calculated from data that contain 1 or more individual results <LLOQ.

Table 45 Continued

Distribution of Benzo(k)fluoranthene (ng/cm^2)

	Cell Number						
	Cell 21	Cell 22	Cell 23	Cell 24	Cell 25	Mean	SD
SC1-5	2.70	0.93	***0.32***	***0.32***	***0.32***	***0.92***	***1.03***
Exposed Skin	5.41	1.36	0.84	***0.32***	8.44	***3.28***	***3.52***
Receptor Fluid	***0.40***	***0.40***	***0.40***	***0.40***	***0.40***	***0.40***	***0.00***
Dermal Delivery*	***5.81***	***1.76***	***1.24***	***0.72***	***8.84***	***3.67***	***3.52***

Distribution of Chrysene (ng/cm^2)

	Cell Number						
	Cell 21	Cell 22	Cell 23	Cell 24	Cell 25	Mean	SD
SC1-5	***1.59***	***1.59***	***1.59***	***1.59***	***1.59***	***1.59***	***0.00***
Exposed Skin	***1.59***	***1.59***	***1.59***	***1.59***	***1.59***	***1.59***	***0.00***
Receptor Fluid	***2.02***	***2.02***	***2.02***	***2.02***	***2.02***	***2.02***	***0.00***
Dermal Delivery*	***3.61***	***3.61***	***3.61***	***3.61***	***3.61***	***3.61***	***0.00***

Distribution of Dibenz(a,h)anthracene (ng/cm^2)

	Cell Number						
	Cell 21	Cell 22	Cell 23	Cell 24	Cell 25	Mean	SD
SC1-5	***0.32***	***0.32***	***0.32***	***0.32***	***0.32***	***0.32***	***0.00***
Exposed Skin	***0.32***	***0.32***	***0.32***	***0.32***	***0.32***	***0.32***	***0.00***
Receptor Fluid	***0.40***	***0.40***	***0.40***	***0.40***	***0.40***	***0.40***	***0.00***
Dermal Delivery*	***0.72***	***0.72***	***0.72***	***0.72***	***0.72***	***0.72***	***0.00***

*Dermal Delivery = Exposed Skin + Receptor Fluid

Entries in bold italics are <LLOQ. The LLOQ value has been entered to represent a worst case value.

Mean and SD values in bold italics have been calculated from data that contain 1 or more individual results <LLOQ.

Table 46 Cumulative Absorption (ng/cm^2) of Benz(a)anthracene into Receptor Fluid Following Topical Application of Benzo(a)pyrene Spiked Soil Test Preparation 5 to Human Split-Thickness Membranes

	Cell Number						
Time (h)	Cell 21	Cell 22	Cell 23	Cell 24	Cell 25	Mean	SD
0	0.00	0.00	0.00	0.00	0.00	0.00	0.00
1	***0.32***	***0.32***	***0.32***	***0.32***	***0.32***	***0.32***	***0.00***
2	***0.33***	***0.33***	***0.33***	***0.33***	***0.33***	***0.33***	***0.00***
4	***0.34***	***0.34***	***0.34***	***0.34***	***0.34***	***0.34***	***0.00***
8	***0.35***	***0.35***	***0.35***	***0.35***	***0.35***	***0.35***	***0.00***
16	***0.36***	***0.36***	***0.36***	***0.36***	***0.36***	***0.36***	***0.00***
24	***0.37***	***0.37***	***0.37***	***0.37***	***0.37***	***0.37***	***0.00***
36	***0.38***	***0.38***	***0.38***	***0.38***	***0.38***	***0.38***	***0.00***
48	***0.39***	***0.39***	***0.39***	***0.39***	***0.39***	***0.39***	***0.00***
60	***0.39***	***0.39***	***0.39***	***0.39***	***0.39***	***0.39***	***0.00***
72	***0.40***	0.49	***0.40***	***0.40***	***0.40***	***0.42***	***0.04***

Entries in bold italics are <LLOQ. The LLOQ value has been entered to represent a worst case value.

Mean and SD values in bold italics have been calculated from data that contain 1 or more individual results <LLOQ.

Table 47 Cumulative Absorption (ng/cm^2) of Benzo(a)pyrene into Receptor Fluid Following Topical Application of Benzo(a)pyrene Spiked Soil Test Preparation 5 to Human Split-Thickness Membranes

	Cell Number						
Time (h)	Cell 21	Cell 22	Cell 23	Cell 24	Cell 25	Mean	SD
0	0.00	0.00	0.00	0.00	0.00	0.00	0.00
1	***0.32***	***0.32***	***0.32***	***0.32***	***0.32***	***0.32***	***0.00***
2	***0.33***	***0.33***	***0.33***	***0.33***	***0.33***	***0.33***	***0.00***
4	***0.34***	***0.34***	***0.34***	***0.34***	***0.34***	***0.34***	***0.00***
8	***0.35***	***0.35***	***0.35***	***0.35***	7.45	***1.77***	***3.18***
16	***0.36***	0.89	0.88	***0.36***	7.58	***2.01***	***3.12***
24	***0.37***	2.65	2.22	1.24	10.69	***3.43***	***4.15***
36	0.75	5.94	3.57	3.36	14.22	5.57	5.17
48	0.93	6.75	4.44	4.26	12.23	5.72	4.19
60	1.30	9.27	5.68	5.75	13.42	7.08	4.53
72	1.69	11.38	6.57	7.35	14.77	8.35	4.97

Entries in bold italics are <LLOQ. The LLOQ value has been entered to represent a worst case value.

Mean and SD values in bold italics have been calculated from data that contain 1 or more individual results <LLOQ.

Table 48 Cumulative Absorption (ng/cm^2) of Benzo(b)fluoranthene into Receptor Fluid Following Topical Application of Benzo(a)pyrene Spiked Soil Test Preparation 5 to Human Split-Thickness Membranes

	Cell Number						
Time (h)	Cell 21	Cell 22	Cell 23	Cell 24	Cell 25	Mean	SD
0	0.00	0.00	0.00	0.00	0.00	0.00	0.00
1	***1.59***	***1.59***	***1.59***	***1.59***	***1.59***	***1.59***	***0.00***
2	***1.64***	***1.64***	***1.64***	***1.64***	***1.64***	***1.64***	***0.00***
4	***1.69***	***1.69***	***1.69***	***1.69***	***1.69***	***1.69***	***0.00***
8	***1.74***	***1.74***	***1.74***	***1.74***	***1.74***	***1.74***	***0.00***
16	***1.78***	***1.78***	***1.78***	***1.78***	***1.78***	***1.78***	***0.00***
24	***1.83***	***1.83***	***1.83***	***1.83***	***1.83***	***1.83***	***0.00***
36	***1.88***	***1.88***	***1.88***	***1.88***	***1.88***	***1.88***	***0.00***
48	***1.93***	***1.93***	***1.93***	***1.93***	***1.93***	***1.93***	***0.00***
60	***1.97***	***1.97***	***1.97***	***1.97***	***1.97***	***1.97***	***0.00***
72	***2.02***	***2.02***	***2.02***	***2.02***	***2.02***	***2.02***	***0.00***

Entries in bold italics are <LLOQ. The LLOQ value has been entered to represent a worst case value.

Mean and SD values in bold italics have been calculated from data that contain 1 or more individual results <LLOQ.

Table 49 Cumulative Absorption (ng/cm^2) of Benzo(k)fluoranthene into Receptor Fluid Following Topical Application of Benzo(a)pyrene Spiked Soil Test Preparation 5 to Human Split-Thickness Membranes

	Cell Number						
Time (h)	Cell 21	Cell 22	Cell 23	Cell 24	Cell 25	Mean	SD
0	0.00	0.00	0.00	0.00	0.00	0.00	0.00
1	***0.32***	***0.32***	***0.32***	***0.32***	***0.32***	***0.32***	***0.00***
2	***0.33***	***0.33***	***0.33***	***0.33***	***0.33***	***0.33***	***0.00***
4	***0.34***	***0.34***	***0.34***	***0.34***	***0.34***	***0.34***	***0.00***
8	***0.35***	***0.35***	***0.35***	***0.35***	***0.35***	***0.35***	***0.00***
16	***0.36***	***0.36***	***0.36***	***0.36***	***0.36***	***0.36***	***0.00***
24	***0.37***	***0.37***	***0.37***	***0.37***	***0.37***	***0.37***	***0.00***
36	***0.38***	***0.38***	***0.38***	***0.38***	***0.38***	***0.38***	***0.00***
48	***0.39***	***0.39***	***0.39***	***0.39***	***0.39***	***0.39***	***0.00***
60	***0.39***	***0.39***	***0.39***	***0.39***	***0.39***	***0.39***	***0.00***
72	***0.40***	***0.40***	***0.40***	***0.40***	***0.40***	***0.40***	***0.00***

Entries in bold italics are <LLOQ. The LLOQ value has been entered to represent a worst case value.

Mean and SD values in bold italics have been calculated from data that contain 1 or more individual results <LLOQ.

Table 50 Cumulative Absorption (ng/cm^2) of Chrysene into Receptor Fluid Following Topical Application of Benzo(a)pyrene Spiked Soil Test Preparation 5 to Human Split-Thickness Membranes

	Cell Number						
Time (h)	Cell 21	Cell 22	Cell 23	Cell 24	Cell 25	Mean	SD
0	0.00	0.00	0.00	0.00	0.00	0.00	0.00
1	***1.59***	***1.59***	***1.59***	***1.59***	***1.59***	***1.59***	***0.00***
2	***1.64***	***1.64***	***1.64***	***1.64***	***1.64***	***1.64***	***0.00***
4	***1.69***	***1.69***	***1.69***	***1.69***	***1.69***	***1.69***	***0.00***
8	***1.74***	***1.74***	***1.74***	***1.74***	***1.74***	***1.74***	***0.00***
16	***1.78***	***1.78***	***1.78***	***1.78***	***1.78***	***1.78***	***0.00***
24	***1.83***	***1.83***	***1.83***	***1.83***	***1.83***	***1.83***	***0.00***
36	***1.88***	***1.88***	***1.88***	***1.88***	***1.88***	***1.88***	***0.00***
48	***1.93***	***1.93***	***1.93***	***1.93***	***1.93***	***1.93***	***0.00***
60	***1.97***	***1.97***	***1.97***	***1.97***	***1.97***	***1.97***	***0.00***
72	***2.02***	***2.02***	***2.02***	***2.02***	***2.02***	***2.02***	***0.00***

Entries in bold italics are <LLOQ. The LLOQ value has been entered to represent a worst case value.

Mean and SD values in bold italics have been calculated from data that contain 1 or more individual results <LLOQ.

Table 51 Cumulative Absorption (ng/cm^2) of Dibenz(a,h)anthracene into Receptor Fluid Following Topical Application of Benzo(a)pyrene Spiked Soil Test Preparation 5 to Human Split-Thickness Membranes

	Cell Number						
Time (h)	Cell 21	Cell 22	Cell 23	Cell 24	Cell 25	Mean	SD
0	0.00	0.00	0.00	0.00	0.00	0.00	0.00
1	***0.32***	***0.32***	***0.32***	***0.32***	***0.32***	***0.32***	***0.00***
2	***0.33***	***0.33***	***0.33***	***0.33***	***0.33***	***0.33***	***0.00***
4	***0.34***	***0.34***	***0.34***	***0.34***	***0.34***	***0.34***	***0.00***
8	***0.35***	***0.35***	***0.35***	***0.35***	***0.35***	***0.35***	***0.00***
16	***0.36***	***0.36***	***0.36***	***0.36***	***0.36***	***0.36***	***0.00***
24	***0.37***	***0.37***	***0.37***	***0.37***	***0.37***	***0.37***	***0.00***
36	***0.38***	***0.38***	***0.38***	***0.38***	***0.38***	***0.38***	***0.00***
48	***0.39***	***0.39***	***0.39***	***0.39***	***0.39***	***0.39***	***0.00***
60	***0.39***	***0.39***	***0.39***	***0.39***	***0.39***	***0.39***	***0.00***
72	***0.40***	***0.40***	***0.40***	***0.40***	***0.40***	***0.40***	***0.00***

Entries in bold italics are <LLOQ. The LLOQ value has been entered to represent a worst case value.

Mean and SD values in bold italics have been calculated from data that contain 1 or more individual results <LLOQ.

Table 52 Mean Absorption rates (ng/cm^2/h) of Benz(a)anthracene, Benzo(a)pyrene, Benzo(b)fluoranthene, Benzo(k)fluoranthene, Chrysene and Dibenz(a,h)anthracene in Receptor Fluid Following Topical Application of Benzo(a)pyrene Spiked Soil Test Preparation 5 to Human Split-Thickness Membranes

Test Item	Time Period (h)	Mean Absorption Rate (ng/cm^2/h)
B(a)A	0-24	0.02
	0-72	0.01
B(a)P	0-24	0.14
	0-72	0.12
B(b)F	0-24	0.08
	0-72	0.03
B(k)F	0-24	0.02
	0-72	0.01
Chrysene	0-24	0.08
	0-72	0.03
DB(a,h)A	0-24	0.02
	0-72	0.01

Table 53 Distribution of Benz(a)anthracene, Benzo(a)pyrene, Benzo(b)fluoranthene, Benzo(k)fluoranthene, Chrysene and Dibenz(a,h)anthracene in the Stratum Corneum (Tape Strips 1-5) at 72 h Post Dose Following Topical Application of Benzo(a)pyrene Spiked Soil Test Preparation 5 to Human Split-Thickness Membranes

Cell No.	B(a)A Concentration (ng/cm^2)	B(a)P Concentration (ng/cm^2)	B(b)F Concentration (ng/cm^2)	B(k)F Concentration (ng/cm^2)	Chrysene Concentration (ng/cm^2)	DB(a,h)A Concentration (ng/cm^2)
21	4.55	7.71	5.96	2.70	***1.59***	***0.32***
22	1.34	3.76	2.63	0.93	***1.59***	***0.32***
23	***0.32***	1.18	***1.59***	***0.32***	***1.59***	***0.32***
24	***0.32***	2.25	***1.59***	***0.32***	***1.59***	***0.32***
25	***0.32***	0.84	***1.59***	***0.32***	***1.59***	***0.32***
Mean	***1.37***	3.15	***2.67***	***0.92***	***1.59***	***0.32***
SD	***1.83***	2.79	***1.89***	***1.03***	***0.00***	***0.00***
CV (%)	***133.94***	88.78	***70.70***	***112.39***	***0.00***	***0.00***

Entries in bold italics are <LLOQ. The LLOQ value has been entered to represent a worst case value.

Mean and SD values in bold italics have been calculated from data that contain 1 or more individual results <LLOQ.

Table 54 **Distribution of Benz(a)anthracene, Benzo(a)pyrene, Benzo(b)fluoranthene, Benzo(k)fluoranthene, Chrysene and Dibenz(a,h)anthracene in the Exposed Skin at 72 h Post Dose Following Topical Application of Benzo(a)pyrene Spiked Soil Test Preparation 5 to Human Split-Thickness Membranes**

Cell No.	B(a)A Concentration (ng/cm^2)	B(a)P Concentration (ng/cm^2)	B(b)F Concentration (ng/cm^2)	B(k)F Concentration (ng/cm^2)	Chrysene Concentration (ng/cm^2)	DB(a,h)A Concentration (ng/cm^2)
21	9.55	16.37	16.78	5.41	***1.59***	***0.32***
22	2.20	11.85	4.24	1.36	***1.59***	***0.32***
23	1.20	4.24	2.85	0.84	***1.59***	***0.32***
24	***0.32***	4.14	***1.59***	***0.32***	***1.59***	***0.32***
25	15.22	28.60	28.63	8.44	***1.59***	***0.32***
Mean	***5.70***	13.04	***10.82***	***3.28***	***1.59***	***0.32***
SD	***6.46***	10.14	***11.67***	***3.52***	***0.00***	***0.00***
CV (%)	***113.37***	77.77	***107.88***	***107.48***	***0.00***	***0.00***

Entries in bold italics are <LLOQ. The LLOQ value has been entered to represent a worst case value.

Mean and SD values in bold italics have been calculated from data that contain 1 or more individual results <LLOQ.

Table 55 Distribution of Benzo(a)pyrene (ng/cm^2) at 72 h Post Dose Following Topical Application of Benzo(a)pyrene Dissolved in Corn Oil Test Preparation 6 to Human Split-Thickness Membranes

Distribution of Benzo(a)pyrene (ng/cm^2)

	Cell Number						
	Cell 26	Cell 27	Cell 28	Cell 29	Cell 30	Mean	SD
SC1-5	94.59	74.20	130.89	309.24	44.27	130.64	104.69
Exposed Skin	277.71	129.62	109.87	161.78	27.13	141.22	91.08
Receptor Fluid	28.69	61.59	44.56	53.34	66.82	51.00	15.06
Dermal Delivery*	306.40	191.21	154.43	215.12	93.95	192.22	78.50

*Dermal Delivery = Exposed Skin + Receptor Fluid

Table 56 Cumulative Absorption (ng/cm^2) of Benzo(a)pyrene into Receptor Fluid Following Topical Application of Benzo(a)pyrene Dissolved in Corn Oil Test Preparation 6 to Human Split-Thickness Membranes

	Cell Number						
Time (h)	Cell 26	Cell 27	Cell 28	Cell 29	Cell 30	Mean	SD
0	0.00	0.00	0.00	0.00	0.00	0.00	0.00
1	***0.32***	***0.32***	***0.32***	***0.32***	***0.32***	***0.32***	***0.00***
2	***0.33***	***0.33***	***0.33***	***0.33***	***0.33***	***0.33***	***0.00***
4	***0.34***	***0.34***	***0.34***	***0.34***	***0.34***	***0.34***	***0.00***
8	***0.35***	0.82	0.65	0.59	0.51	***0.58***	***0.17***
16	1.22	5.18	3.46	2.77	3.93	3.31	1.46
24	4.13	14.76	10.31	9.27	13.34	10.36	4.13
36	11.32	31.79	22.97	23.71	33.04	24.57	8.70
48	14.16	35.34	25.46	27.76	37.84	28.11	9.33
60	20.61	47.81	34.66	39.16	51.34	38.72	12.11
72	28.69	61.59	44.56	53.34	66.82	51.00	15.06

Entries in bold italics are <LLOQ. The LLOQ value has been entered to represent a worst case value.

Mean and SD values in bold italics have been calculated from data that contain 1 or more individual results <LLOQ.

Table 57 Mean Absorption rates (ng/cm^2/h) of Benzo(a)pyrene in Receptor Fluid Following Topical Application of Benzo(a)pyrene Dissolved in Corn Oil Test Preparation 6 to Human Split-Thickness Membranes

Test Item	Time Period (h)	Mean Absorption Rate (ng/cm^2/h)
B(a)P	0-24	0.43
	0-72	0.71

Table 58 Distribution of Benzo(a)pyrene in the Stratum Corneum (Tape Strips 1-5) at 72 h Post Dose Following Topical Application of Benzo(a)pyrene Dissolved in Corn Oil Test Preparation 6 to Human Split-Thickness Membranes

Cell No.	B(a)P Concentration (ng/cm^2)
26	94.59
27	74.20
28	130.89
29	309.24
30	44.27
Mean	130.64
SD	104.69
CV (%)	80.14

Table 59 Distribution of Benzo(a)pyrene in the Exposed Skin at 72 h Post Dose Following Topical Application of Benzo(a)pyrene Dissolved in Corn Oil Test Preparation 6 to Human Split-Thickness Membranes

Cell No.	B(a)P Concentration (ng/cm^2)
26	277.71
27	129.62
28	109.87
29	161.78
30	27.13
Mean	141.22
SD	91.08
CV (%)	64.50

Table 60 Distribution of [^{14}C]-Testosterone (µg equiv./cm^2) at 72 h Post Dose Following Topical Application of [^{14}C]-Testosterone Test Preparation 7 to Human Split-Thickness Membranes

	Cell Number						
	Cell 31	Cell 32	Cell 33	Cell 34	Cell 35	Mean	SD
SC1-5	0.50	1.97	0.58	1.26	0.20	0.90	0.71
Exposed Skin	1.47	4.60	0.61	2.61	0.13	1.89	1.79
Receptor Fluid	0.52	0.66	0.88	0.93	1.46	0.89	0.36
Dermal Delivery*	1.99	5.26	1.49	3.55	1.59	2.77	1.62

Table 61 Cumulative Absorption (µg equiv/cm^2) of [^{14}C]-Testosterone into Receptor Fluid Following Topical Application of [^{14}C]-Testosterone Test Preparation 7 to Human Split-Thickness Membranes

	Cell Number						
Time (h)	Cell 31	Cell 32	Cell 33	Cell 34	Cell 35	Mean	SD
0	0.00	0.00	0.00	0.00	0.00	0.00	0.00
1	0.00	0.00	0.01	0.00	0.03	0.01	0.01
2	0.01	0.02	0.08	0.03	0.23	0.07	0.09
4	0.08	0.07	0.23	0.13	0.66	0.23	0.25
8	0.20	0.14	0.41	0.34	1.08	0.44	0.38
16	0.32	0.24	0.56	0.54	0.99	0.53	0.29
24	0.40	0.33	0.65	0.65	1.33	0.67	0.39
36	0.47	0.45	0.75	0.70	1.33	0.74	0.35
48	0.49	0.52	0.81	0.89	1.56	0.85	0.43
60	0.53	0.61	0.85	0.96	1.60	0.91	0.42
72	0.52	0.66	0.88	0.93	1.46	0.89	0.36

Table 62 Mean Absorption rates (ng equiv./cm^2/h) of [^{14}C]-Testosterone in Receptor Fluid Following Topical Application of [^{14}C]-Testosterone Test Preparation 7 to Human Split-Thickness Membranes

Test Item	Time Period (h)	Mean Absorption Rate (ng/cm^2/h)
[^{14}C]-Testosterone	0-24	27.99
	0-72	12.36

11 APPENDICES

Appendix 1 HPLC-FLD Data

Study 797160

Table A Concentration of Benzo(a)anthracene in Receptor Fluid Samples

Cell	Measured Concentration (ng/mL)										
	Predose	1 h	2 h	4 h	8 h	16 h	24 h	36 h	48 h	60 h	72 h
1	<LLOQ	<LLOQ	<LLOQ	<LLOQ	8.04	0.167	<LLOQ	0.317	0.110	0.105	0.703
2	<LLOQ	<LLOQ	<LLOQ	<LLOQ	<LLOQ	<LLOQ	<LLOQ	<LLOQ	<LLOQ	0.105	<LLOQ
3	<LLOQ	<LLOQ	<LLOQ	<LLOQ	<LLOQ	<LLOQ	<LLOQ	<LLOQ	<LLOQ	<LLOQ	<LLOQ
4	<LLOQ	<LLOQ	<LLOQ	<LLOQ	<LLOQ	<LLOQ	<LLOQ	<LLOQ	<LLOQ	0.140	0.137
5	<LLOQ	<LLOQ	<LLOQ	<LLOQ	<LLOQ	<LLOQ	<LLOQ	<LLOQ	<LLOQ	0.103	<LLOQ
6	<LLOQ	<LLOQ	<LLOQ	<LLOQ	<LLOQ	<LLOQ	0.137	0.288	0.602	0.805	0.980
7	<LLOQ	<LLOQ	<LLOQ	<LLOQ	<LLOQ	0.360	0.904	1.67	2.42	2.85	2.99
8	<LLOQ	<LLOQ	<LLOQ	<LLOQ	0.125	0.228	0.641	1.23	1.92	2.30	2.43
9	<LLOQ	<LLOQ	<LLOQ	<LLOQ	<LLOQ	0.355	1.17	2.68	4.44	5.39	5.89
10	<LLOQ	<LLOQ	<LLOQ	<LLOQ	<LLOQ	0.343	1.06	1.97	3.81	4.65	4.91
11	<LLOQ	<LLOQ	<LLOQ	<LLOQ	<LLOQ	<LLOQ	<LLOQ	<LLOQ	<LLOQ	0.122	0.145
12	<LLOQ	<LLOQ	<LLOQ	<LLOQ	<LLOQ	0.147	0.361	0.686	1.12	1.32	1.34
13	<LLOQ	<LLOQ	<LLOQ	<LLOQ	<LLOQ	<LLOQ	0.195	0.320	0.474	0.566	0.553
14	<LLOQ	<LLOQ	<LLOQ	<LLOQ	<LLOQ	<LLOQ	0.121	0.216	0.385	0.493	<LLOQ
15	<LLOQ	<LLOQ	<LLOQ	<LLOQ	<LLOQ	0.123	0.345	0.573	0.969	1.11	1.19
16	<LLOQ	<LLOQ	<LLOQ	<LLOQ	0.166	0.630	1.68	NS	5.01	5.79	6.83
17	<LLOQ	<LLOQ	<LLOQ	<LLOQ	1.07	6.96	17.9	3.97	44.2	49.4	53.2
18	<LLOQ	<LLOQ	<LLOQ	<LLOQ	0.592	2.93	6.86	10.9	14.5	15.0	15.5
19	<LLOQ	<LLOQ	<LLOQ	0.125	1.16	7.72	21.3	37.3	+50.6	53.1	59.6
20	<LLOQ	<LLOQ	<LLOQ	<LLOQ	0.181	2.30	8.29	18.2	29.1	33.4	39.9
21	<LLOQ	<LLOQ	<LLOQ	<LLOQ	<LLOQ	<LLOQ	<LLOQ	<LLOQ	<LLOQ	<LLOQ	<LLOQ
22	<LLOQ	<LLOQ	<LLOQ	<LLOQ	<LLOQ	<LLOQ	<LLOQ	<LLOQ	<LLOQ	<LLOQ	0.126
23	<LLOQ	<LLOQ	<LLOQ	<LLOQ	<LLOQ	<LLOQ	<LLOQ	<LLOQ	<LLOQ	<LLOQ	<LLOQ
24	<LLOQ	<LLOQ	<LLOQ	<LLOQ	<LLOQ	<LLOQ	<LLOQ	<LLOQ	<LLOQ	<LLOQ	<LLOQ
25	<LLOQ	<LLOQ	<LLOQ	<LLOQ	<LLOQ	<LLOQ	<LLOQ	<LLOQ	<LLOQ	<LLOQ	<LLOQ
26	N/A	N/A	N/A	N/A	N/A	N/A	N/A	N/A	N/A	N/A	N/A
27	N/A	N/A	N/A	N/A	N/A	N/A	N/A	N/A	N/A	N/A	N/A
28	N/A	N/A	N/A	N/A	N/A	N/A	N/A	N/A	N/A	N/A	N/A
29	N/A	N/A	N/A	N/A	N/A	N/A	N/A	N/A	N/A	N/A	N/A
30	N/A	N/A	N/A	N/A	N/A	N/A	N/A	N/A	N/A	N/A	N/A

NS = No sample
<LLOQ = Less than the lower limit of quantification (0.100 ng/mL)
+ = Extrapolated value greater than the upper limit of quantification (50.0 ng/mL). Insufficient sample volume to repeat diluted.
N/A = Concentration of this analyte was measured but not reported since not applicable to this test preparation.

Appendix 1
(Continued)

Study 797160

Table B Concentration of Chrysene in Receptor Fluid Samples

Cell	Measured Concentration (ng/mL)										
	Predose	1 h	2 h	4 h	8 h	16 h	24 h	36 h	48 h	60 h	72 h
1	<LLOQ	<LLOQ	<LLOQ	<LLOQ	8.08	<LLOQ	<LLOQ	<LLOQ	<LLOQ	<LLOQ	<LLOQ
2	<LLOQ	<LLOQ	<LLOQ	<LLOQ	<LLOQ	<LLOQ	<LLOQ	<LLOQ	<LLOQ	<LLOQ	<LLOQ
3	<LLOQ	<LLOQ	<LLOQ	<LLOQ	<LLOQ	<LLOQ	<LLOQ	<LLOQ	<LLOQ	<LLOQ	<LLOQ
4	<LLOQ	<LLOQ	<LLOQ	<LLOQ	<LLOQ	<LLOQ	<LLOQ	<LLOQ	<LLOQ	<LLOQ	<LLOQ
5	<LLOQ	<LLOQ	<LLOQ	<LLOQ	<LLOQ	<LLOQ	<LLOQ	<LLOQ	<LLOQ	<LLOQ	<LLOQ
6	<LLOQ	<LLOQ	<LLOQ	<LLOQ	<LLOQ	<LLOQ	<LLOQ	<LLOQ	<LLOQ	<LLOQ	<LLOQ
7	<LLOQ	<LLOQ	<LLOQ	<LLOQ	<LLOQ	<LLOQ	<LLOQ	1.74	<LLOQ	2.91	<LLOQ
8	<LLOQ	<LLOQ	<LLOQ	<LLOQ	<LLOQ	<LLOQ	<LLOQ	1.26	<LLOQ	2.48	<LLOQ
9	<LLOQ	<LLOQ	<LLOQ	<LLOQ	<LLOQ	<LLOQ	0.670	2.74	<LLOQ	5.12	<LLOQ
10	<LLOQ	<LLOQ	<LLOQ	<LLOQ	<LLOQ	<LLOQ	<LLOQ	<LLOQ	<LLOQ	4.39	<LLOQ
11	<LLOQ	<LLOQ	<LLOQ	<LLOQ	<LLOQ	<LLOQ	<LLOQ	<LLOQ	<LLOQ	<LLOQ	<LLOQ
12	<LLOQ	<LLOQ	<LLOQ	<LLOQ	<LLOQ	<LLOQ	<LLOQ	<LLOQ	<LLOQ	1.36	<LLOQ
13	<LLOQ	<LLOQ	<LLOQ	<LLOQ	<LLOQ	<LLOQ	<LLOQ	<LLOQ	<LLOQ	0.548	<LLOQ
14	<LLOQ	<LLOQ	<LLOQ	<LLOQ	<LLOQ	<LLOQ	<LLOQ	<LLOQ	<LLOQ	0.505	<LLOQ
15	<LLOQ	<LLOQ	<LLOQ	<LLOQ	<LLOQ	<LLOQ	<LLOQ	<LLOQ	<LLOQ	1.08	<LLOQ
16	<LLOQ	<LLOQ	<LLOQ	<LLOQ	<LLOQ	0.680	1.02	NS	2.92	<LLOQ	<LLOQ
17	<LLOQ	<LLOQ	<LLOQ	<LLOQ	1.03	5.56	10.5	4.09	<LLOQ	28.5	<LLOQ
18	<LLOQ	<LLOQ	<LLOQ	<LLOQ	0.591	2.39	3.92	11.5	<LLOQ	9.50	<LLOQ
19	<LLOQ	<LLOQ	<LLOQ	<LLOQ	1.07	5.81	11.3	38.9	16.9	<LLOQ	<LLOQ
20	<LLOQ	<LLOQ	<LLOQ	<LLOQ	1.04	1.63	7.58	19.1	<LLOQ	<LLOQ	<LLOQ
21	<LLOQ	<LLOQ	<LLOQ	<LLOQ	<LLOQ	<LLOQ	<LLOQ	<LLOQ	<LLOQ	<LLOQ	<LLOQ
22	<LLOQ	<LLOQ	<LLOQ	<LLOQ	<LLOQ	<LLOQ	<LLOQ	<LLOQ	<LLOQ	<LLOQ	<LLOQ
23	<LLOQ	<LLOQ	<LLOQ	<LLOQ	<LLOQ	<LLOQ	<LLOQ	<LLOQ	<LLOQ	<LLOQ	<LLOQ
24	<LLOQ	<LLOQ	<LLOQ	<LLOQ	<LLOQ	<LLOQ	<LLOQ	<LLOQ	<LLOQ	<LLOQ	<LLOQ
25	<LLOQ	<LLOQ	<LLOQ	<LLOQ	<LLOQ	<LLOQ	<LLOQ	<LLOQ	<LLOQ	<LLOQ	<LLOQ
26	N/A	N/A	N/A	N/A	N/A	N/A	N/A	N/A	N/A	N/A	N/A
27	N/A	N/A	N/A	N/A	N/A	N/A	N/A	N/A	N/A	N/A	N/A
28	N/A	N/A	N/A	N/A	N/A	N/A	N/A	N/A	N/A	N/A	N/A
29	N/A	N/A	N/A	N/A	N/A	N/A	N/A	N/A	N/A	N/A	N/A
30	N/A	N/A	N/A	N/A	N/A	N/A	N/A	N/A	N/A	N/A	N/A

NS = No Sample
<LLOQ = Less than the lower limit of quantification (0.500 ng/mL)
N/A = Concentration of this analyte was measured but not reported since not applicable to this test preparation.

Appendix 1
(Continued)

Study 797160

Table C Concentration of Benzo(b)fluoranthene in Receptor Fluid Samples

Cell	Measured Concentration (ng/mL)										
	Predose	1 h	2 h	4 h	8 h	16 h	24 h	36 h	48 h	60 h	72 h
1	<LLOQ	<LLOQ	<LLOQ	<LLOQ	13.2	<LLOQ	<LLOQ	0.529	<LLOQ	<LLOQ	1.61
2	<LLOQ	<LLOQ	<LLOQ	0.572	<LLOQ	<LLOQ	<LLOQ	<LLOQ	<LLOQ	<LLOQ	<LLOQ
3	<LLOQ	<LLOQ	<LLOQ	0.535	<LLOQ	<LLOQ	<LLOQ	<LLOQ	<LLOQ	<LLOQ	<LLOQ
4	<LLOQ	<LLOQ	<LLOQ	<LLOQ	<LLOQ	<LLOQ	<LLOQ	<LLOQ	<LLOQ	<LLOQ	<LLOQ
5	<LLOQ	<LLOQ	<LLOQ	<LLOQ	<LLOQ	<LLOQ	<LLOQ	<LLOQ	<LLOQ	<LLOQ	<LLOQ
6	<LLOQ	<LLOQ	<LLOQ	<LLOQ	<LLOQ	<LLOQ	<LLOQ	<LLOQ	0.542	0.972	1.10
7	<LLOQ	<LLOQ	<LLOQ	<LLOQ	<LLOQ	<LLOQ	0.961	1.88	2.88	4.09	4.57
8	<LLOQ	<LLOQ	<LLOQ	<LLOQ	<LLOQ	<LLOQ	0.656	1.42	2.44	3.46	3.85
9	<LLOQ	<LLOQ	<LLOQ	<LLOQ	<LLOQ	<LLOQ	1.10	2.83	4.97	7.41	8.49
10	<LLOQ	<LLOQ	<LLOQ	<LLOQ	<LLOQ	<LLOQ	1.23	2.54	4.90	7.17	7.96
11	<LLOQ	<LLOQ	<LLOQ	<LLOQ	<LLOQ	<LLOQ	<LLOQ	<LLOQ	<LLOQ	<LLOQ	<LLOQ
12	<LLOQ	<LLOQ	<LLOQ	<LLOQ	<LLOQ	<LLOQ	<LLOQ	0.932	1.60	2.18	2.26
13	<LLOQ	<LLOQ	<LLOQ	<LLOQ	<LLOQ	<LLOQ	<LLOQ	<LLOQ	0.706	1.03	0.952
14	<LLOQ	<LLOQ	<LLOQ	<LLOQ	<LLOQ	<LLOQ	<LLOQ	<LLOQ	<LLOQ	0.715	<LLOQ
15	<LLOQ	<LLOQ	<LLOQ	<LLOQ	<LLOQ	<LLOQ	<LLOQ	0.855	1.36	1.92	1.96
16	<LLOQ	<LLOQ	<LLOQ	<LLOQ	<LLOQ	<LLOQ	0.809	NS	2.65	4.37	4.87
17	<LLOQ	<LLOQ	<LLOQ	<LLOQ	0.520	4.10	12.5	1.90	32.9	48.0	49.8
18	<LLOQ	<LLOQ	<LLOQ	0.508	<LLOQ	1.40	4.07	6.70	10.1	14.0	14.5
19	<LLOQ	<LLOQ	<LLOQ	0.667	<LLOQ	3.80	12.9	22.9	34.7	49.5	54.6
20	<LLOQ	<LLOQ	<LLOQ	<LLOQ	<LLOQ	1.38	5.82	12.8	22.7	35.1	40.7
21	<LLOQ	<LLOQ	<LLOQ	<LLOQ	<LLOQ	<LLOQ	<LLOQ	<LLOQ	<LLOQ	<LLOQ	<LLOQ
22	<LLOQ	<LLOQ	<LLOQ	<LLOQ	<LLOQ	<LLOQ	<LLOQ	<LLOQ	<LLOQ	<LLOQ	<LLOQ
23	<LLOQ	<LLOQ	<LLOQ	<LLOQ	<LLOQ	<LLOQ	<LLOQ	<LLOQ	<LLOQ	<LLOQ	<LLOQ
24	<LLOQ	<LLOQ	<LLOQ	<LLOQ	<LLOQ	<LLOQ	<LLOQ	<LLOQ	<LLOQ	<LLOQ	<LLOQ
25	<LLOQ	<LLOQ	<LLOQ	<LLOQ	<LLOQ	<LLOQ	<LLOQ	<LLOQ	<LLOQ	<LLOQ	<LLOQ
26	N/A	N/A	N/A	N/A	N/A	N/A	N/A	N/A	N/A	N/A	N/A
27	N/A	N/A	N/A	N/A	N/A	N/A	N/A	N/A	N/A	N/A	N/A
28	N/A	N/A	N/A	N/A	N/A	N/A	N/A	N/A	N/A	N/A	N/A
29	N/A	N/A	N/A	N/A	N/A	N/A	N/A	N/A	N/A	N/A	N/A
30	N/A	N/A	N/A	N/A	N/A	N/A	N/A	N/A	N/A	N/A	N/A

NS = No sample
<LLOQ = Less than the lower limit of quantification (0.500 ng/mL)
N/A = Concentration of this analyte was measured but not reported since not applicable to this test preparation.

Appendix 1
(Continued)

Study 797160

Table D Concentration of Benzo(k)fluoranthene in Receptor Fluid Samples

Cell	Measured Concentration (ng/mL)										
	Predose	1 h	2 h	4 h	8 h	16 h	24 h	36 h	48 h	60 h	72 h
1	<LLOQ	<LLOQ	<LLOQ	<LLOQ	4.32	<LLOQ	<LLOQ	0.164	<LLOQ	<LLOQ	0.543
2	<LLOQ	<LLOQ	<LLOQ	<LLOQ	<LLOQ	<LLOQ	<LLOQ	<LLOQ	<LLOQ	<LLOQ	<LLOQ
3	<LLOQ	<LLOQ	<LLOQ	<LLOQ	<LLOQ	<LLOQ	<LLOQ	<LLOQ	<LLOQ	<LLOQ	<LLOQ
4	<LLOQ	<LLOQ	<LLOQ	<LLOQ	<LLOQ	<LLOQ	<LLOQ	<LLOQ	<LLOQ	<LLOQ	<LLOQ
5	<LLOQ	<LLOQ	<LLOQ	<LLOQ	<LLOQ	<LLOQ	<LLOQ	<LLOQ	<LLOQ	<LLOQ	<LLOQ
6	<LLOQ	<LLOQ	<LLOQ	<LLOQ	<LLOQ	<LLOQ	<LLOQ	<LLOQ	0.115	0.190	0.253
7	<LLOQ	<LLOQ	<LLOQ	<LLOQ	<LLOQ	<LLOQ	0.204	0.436	0.729	1.02	1.19
8	<LLOQ	<LLOQ	<LLOQ	<LLOQ	0.125	<LLOQ	0.139	0.325	0.604	0.880	1.06
9	<LLOQ	<LLOQ	<LLOQ	<LLOQ	<LLOQ	<LLOQ	0.209	0.598	1.20	1.82	2.23
10	<LLOQ	<LLOQ	<LLOQ	<LLOQ	<LLOQ	<LLOQ	0.243	0.563	1.17	1.73	2.03
11	<LLOQ	<LLOQ	<LLOQ	<LLOQ	<LLOQ	<LLOQ	<LLOQ	<LLOQ	<LLOQ	<LLOQ	<LLOQ
12	<LLOQ	<LLOQ	<LLOQ	<LLOQ	<LLOQ	<LLOQ	<LLOQ	0.163	0.307	0.420	0.478
13	<LLOQ	<LLOQ	<LLOQ	<LLOQ	<LLOQ	<LLOQ	<LLOQ	<LLOQ	0.146	0.194	0.214
14	<LLOQ	<LLOQ	<LLOQ	<LLOQ	<LLOQ	<LLOQ	<LLOQ	<LLOQ	0.111	0.140	0.139
15	<LLOQ	<LLOQ	<LLOQ	<LLOQ	<LLOQ	<LLOQ	<LLOQ	0.156	0.296	0.398	0.465
16	<LLOQ	<LLOQ	<LLOQ	<LLOQ	<LLOQ	0.104	0.213	NS	0.654	1.03	1.28
17	<LLOQ	<LLOQ	<LLOQ	<LLOQ	0.153	1.11	3.43	0.497	9.65	13.8	15.4
18	<LLOQ	<LLOQ	<LLOQ	<LLOQ	<LLOQ	0.330	1.00	1.90	2.80	3.87	4.48
19	<LLOQ	<LLOQ	<LLOQ	<LLOQ	0.203	1.05	3.39	6.74	9.86	13.7	16.8
20	<LLOQ	<LLOQ	<LLOQ	<LLOQ	<LLOQ	0.382	1.53	3.74	6.39	9.75	12.4
21	<LLOQ	<LLOQ	<LLOQ	<LLOQ	<LLOQ	<LLOQ	<LLOQ	<LLOQ	<LLOQ	<LLOQ	<LLOQ
22	<LLOQ	<LLOQ	<LLOQ	<LLOQ	<LLOQ	<LLOQ	<LLOQ	<LLOQ	<LLOQ	<LLOQ	<LLOQ
23	<LLOQ	<LLOQ	<LLOQ	<LLOQ	<LLOQ	<LLOQ	<LLOQ	<LLOQ	<LLOQ	<LLOQ	<LLOQ
24	<LLOQ	<LLOQ	<LLOQ	<LLOQ	<LLOQ	<LLOQ	<LLOQ	<LLOQ	<LLOQ	<LLOQ	<LLOQ
25	<LLOQ	<LLOQ	<LLOQ	<LLOQ	<LLOQ	<LLOQ	<LLOQ	<LLOQ	<LLOQ	<LLOQ	<LLOQ
26	N/A	N/A	N/A	N/A	N/A	N/A	N/A	N/A	N/A	N/A	N/A
27	N/A	N/A	N/A	N/A	N/A	N/A	N/A	N/A	N/A	N/A	N/A
28	N/A	N/A	N/A	N/A	N/A	N/A	N/A	N/A	N/A	N/A	N/A
29	N/A	N/A	N/A	N/A	N/A	N/A	N/A	N/A	N/A	N/A	N/A
30	N/A	N/A	N/A	N/A	N/A	N/A	N/A	N/A	N/A	N/A	N/A

NS = No sample
<LLOQ = Less than the lower limit of quantification (0.100 ng/mL)
N/A = Concentration of this analyte was measured but not reported since not applicable to this test preparation.

Appendix 1
(Continued)

Study 797160

Table E Concentration of Benzo(a)pyrene in Receptor Fluid Samples

Cell	Measured Concentration (ng/mL)										
	Predose	1 h	2 h	4 h	8 h	16 h	24 h	36 h	48 h	60 h	72 h
1	<LLOQ	<LLOQ	<LLOQ	<LLOQ	8.58	0.152	<LLOQ	0.331	<LLOQ	<LLOQ	1.13
2	<LLOQ	<LLOQ	<LLOQ	<LLOQ	<LLOQ	<LLOQ	<LLOQ	<LLOQ	<LLOQ	<LLOQ	<LLOQ
3	<LLOQ	<LLOQ	<LLOQ	<LLOQ	<LLOQ	<LLOQ	<LLOQ	<LLOQ	<LLOQ	<LLOQ	<LLOQ
4	<LLOQ	<LLOQ	<LLOQ	<LLOQ	<LLOQ	<LLOQ	<LLOQ	<LLOQ	<LLOQ	0.110	0.136
5	<LLOQ	<LLOQ	<LLOQ	<LLOQ	<LLOQ	<LLOQ	<LLOQ	<LLOQ	<LLOQ	<LLOQ	<LLOQ
6	<LLOQ	<LLOQ	<LLOQ	<LLOQ	<LLOQ	<LLOQ	<LLOQ	0.129	0.339	0.547	0.659
7	<LLOQ	<LLOQ	<LLOQ	<LLOQ	<LLOQ	0.170	0.581	1.19	1.95	2.69	3.01
8	<LLOQ	<LLOQ	<LLOQ	<LLOQ	0.342	<LLOQ	0.390	0.878	1.57	2.23	2.51
9	<LLOQ	<LLOQ	<LLOQ	<LLOQ	<LLOQ	0.119	0.591	1.63	3.17	4.74	5.44
10	<LLOQ	<LLOQ	<LLOQ	<LLOQ	<LLOQ	0.158	0.706	1.52	3.22	4.73	5.22
11	<LLOQ	<LLOQ	<LLOQ	<LLOQ	<LLOQ	<LLOQ	<LLOQ	<LLOQ	<LLOQ	<LLOQ	<LLOQ
12	<LLOQ	<LLOQ	<LLOQ	<LLOQ	<LLOQ	<LLOQ	0.251	0.528	0.928	1.27	1.37
13	<LLOQ	<LLOQ	<LLOQ	<LLOQ	<LLOQ	<LLOQ	0.132	0.249	0.412	0.543	0.571
14	<LLOQ	<LLOQ	<LLOQ	<LLOQ	<LLOQ	<LLOQ	<LLOQ	0.124	0.268	0.394	0.450
15	<LLOQ	<LLOQ	<LLOQ	<LLOQ	<LLOQ	<LLOQ	0.231	0.461	0.818	1.11	1.23
16	<LLOQ	<LLOQ	<LLOQ	<LLOQ	<LLOQ	0.114	0.390	NS	1.50	2.37	3.02
17	<LLOQ	<LLOQ	<LLOQ	<LLOQ	0.236	2.35	7.72	1.12	22.0	31.5	36.0
18	<LLOQ	<LLOQ	<LLOQ	<LLOQ	<LLOQ	0.664	2.30	4.51	6.41	8.86	9.84
19	<LLOQ	<LLOQ	<LLOQ	<LLOQ	0.185	1.84	7.17	15.4	22.1	31.2	37.0
20	<LLOQ	<LLOQ	<LLOQ	<LLOQ	<LLOQ	0.657	3.25	8.53	14.2	21.6	26.9
21	<LLOQ	<LLOQ	<LLOQ	<LLOQ	<LLOQ	<LLOQ	<LLOQ	0.216	0.266	0.377	0.488
22	<LLOQ	<LLOQ	<LLOQ	<LLOQ	<LLOQ	0.268	0.812	1.82	2.02	2.75	3.33
23	<LLOQ	<LLOQ	<LLOQ	<LLOQ	<LLOQ	0.263	0.677	1.08	1.32	1.67	1.90
24	<LLOQ	<LLOQ	<LLOQ	<LLOQ	<LLOQ	<LLOQ	0.374	1.03	1.28	1.71	2.16
25	<LLOQ	<LLOQ	<LLOQ	<LLOQ	2.33	2.30	3.21	4.22	3.47	3.74	4.05
26	<LLOQ	<LLOQ	<LLOQ	<LLOQ	<LLOQ	0.367	1.26	3.46	4.24	6.12	8.45
27	<LLOQ	<LLOQ	<LLOQ	<LLOQ	0.248	1.61	4.57	9.78	10.6	14.2	18.1
28	<LLOQ	<LLOQ	<LLOQ	<LLOQ	0.196	1.07	3.19	7.07	7.64	10.3	13.1
29	<LLOQ	<LLOQ	<LLOQ	<LLOQ	0.176	0.857	2.87	7.32	8.37	11.7	15.8
30	<LLOQ	<LLOQ	<LLOQ	<LLOQ	0.150	1.22	4.14	10.2	11.4	15.3	19.7

NS = No sample
<LLOQ = Less than the lower limit of quantification (0.100 ng/mL)

Appendix 1
(Continued)

Study 797160

Table F Concentration of dibenzo(a, h)anthracene in Receptor Fluid Samples

Cell	Measured Concentration (ng/mL)										
	Predose	1 h	2 h	4 h	8 h	16 h	24 h	36 h	48 h	60 h	72 h
1	<LLOQ	<LLOQ	<LLOQ	<LLOQ	1.48	<LLOQ	<LLOQ	<LLOQ	<LLOQ	<LLOQ	<LLOQ
2	<LLOQ	<LLOQ	<LLOQ	<LLOQ	<LLOQ	<LLOQ	<LLOQ	<LLOQ	<LLOQ	<LLOQ	<LLOQ
3	<LLOQ	<LLOQ	<LLOQ	<LLOQ	<LLOQ	<LLOQ	<LLOQ	<LLOQ	<LLOQ	<LLOQ	<LLOQ
4	<LLOQ	<LLOQ	<LLOQ	<LLOQ	<LLOQ	<LLOQ	<LLOQ	<LLOQ	<LLOQ	<LLOQ	<LLOQ
5	<LLOQ	<LLOQ	<LLOQ	<LLOQ	<LLOQ	<LLOQ	<LLOQ	<LLOQ	<LLOQ	<LLOQ	<LLOQ
6	<LLOQ	<LLOQ	<LLOQ	<LLOQ	<LLOQ	<LLOQ	<LLOQ	<LLOQ	<LLOQ	<LLOQ	<LLOQ
7	<LLOQ	<LLOQ	<LLOQ	<LLOQ	<LLOQ	<LLOQ	<LLOQ	<LLOQ	<LLOQ	<LLOQ	<LLOQ
8	<LLOQ	<LLOQ	<LLOQ	<LLOQ	<LLOQ	<LLOQ	<LLOQ	<LLOQ	<LLOQ	<LLOQ	<LLOQ
9	<LLOQ	<LLOQ	<LLOQ	<LLOQ	<LLOQ	<LLOQ	<LLOQ	<LLOQ	<LLOQ	<LLOQ	<LLOQ
10	<LLOQ	<LLOQ	<LLOQ	<LLOQ	<LLOQ	<LLOQ	<LLOQ	<LLOQ	<LLOQ	<LLOQ	<LLOQ
11	<LLOQ	<LLOQ	<LLOQ	<LLOQ	<LLOQ	<LLOQ	<LLOQ	<LLOQ	<LLOQ	<LLOQ	<LLOQ
12	<LLOQ	<LLOQ	<LLOQ	<LLOQ	<LLOQ	<LLOQ	<LLOQ	<LLOQ	<LLOQ	<LLOQ	<LLOQ
13	<LLOQ	<LLOQ	<LLOQ	<LLOQ	<LLOQ	<LLOQ	<LLOQ	<LLOQ	<LLOQ	<LLOQ	<LLOQ
14	<LLOQ	<LLOQ	<LLOQ	<LLOQ	<LLOQ	<LLOQ	<LLOQ	<LLOQ	<LLOQ	<LLOQ	<LLOQ
15	<LLOQ	<LLOQ	<LLOQ	<LLOQ	<LLOQ	<LLOQ	<LLOQ	<LLOQ	<LLOQ	<LLOQ	<LLOQ
16	<LLOQ	<LLOQ	<LLOQ	<LLOQ	<LLOQ	<LLOQ	<LLOQ	NS	<LLOQ	<LLOQ	<LLOQ
17	<LLOQ	<LLOQ	<LLOQ	<LLOQ	<LLOQ	<LLOQ	<LLOQ	<LLOQ	<LLOQ	<LLOQ	<LLOQ
18	<LLOQ	<LLOQ	<LLOQ	<LLOQ	<LLOQ	<LLOQ	<LLOQ	<LLOQ	<LLOQ	<LLOQ	<LLOQ
19	<LLOQ	<LLOQ	<LLOQ	<LLOQ	<LLOQ	<LLOQ	<LLOQ	<LLOQ	<LLOQ	<LLOQ	<LLOQ
20	<LLOQ	<LLOQ	<LLOQ	<LLOQ	<LLOQ	<LLOQ	<LLOQ	<LLOQ	<LLOQ	<LLOQ	<LLOQ
21	<LLOQ	<LLOQ	<LLOQ	<LLOQ	<LLOQ	<LLOQ	<LLOQ	<LLOQ	<LLOQ	<LLOQ	<LLOQ
22	<LLOQ	<LLOQ	<LLOQ	<LLOQ	<LLOQ	<LLOQ	<LLOQ	<LLOQ	<LLOQ	<LLOQ	<LLOQ
23	<LLOQ	<LLOQ	<LLOQ	<LLOQ	<LLOQ	<LLOQ	<LLOQ	<LLOQ	<LLOQ	<LLOQ	<LLOQ
24	<LLOQ	<LLOQ	<LLOQ	<LLOQ	<LLOQ	<LLOQ	<LLOQ	<LLOQ	<LLOQ	<LLOQ	<LLOQ
25	<LLOQ	<LLOQ	<LLOQ	<LLOQ	<LLOQ	<LLOQ	<LLOQ	<LLOQ	<LLOQ	<LLOQ	<LLOQ
26	N/A	N/A	N/A	N/A	N/A	N/A	N/A	N/A	N/A	N/A	N/A
27	N/A	N/A	N/A	N/A	N/A	N/A	N/A	N/A	N/A	N/A	N/A
28	N/A	N/A	N/A	N/A	N/A	N/A	N/A	N/A	N/A	N/A	N/A
29	N/A	N/A	N/A	N/A	N/A	N/A	N/A	N/A	N/A	N/A	N/A
30	N/A	N/A	N/A	N/A	N/A	N/A	N/A	N/A	N/A	N/A	N/A

NS = No sample
<LLOQ = Less than the lower limit of quantification (0.100 ng/mL)
N/A = Concentration of this analyte was measured but not reported since not applicable to this test preparation.

Appendix 1
(Continued)

Concentration of Benzo(a)anthracene in Skin Samples

Cell	Measured Concentration (ng/mL)
1	<LLOQ
2	<LLOQ
3	<LLOQ
4	<LLOQ
5	<LLOQ
6	1.49
7	1.17
8	1.37
9	2.17
10	2.32
11	0.265
12	0.496
13	0.229
14	0.226
15	0.317
16	60.3
17	125
18	7.99
19	56.6
20	45.8
21	3.00
22	0.691
23	0.377
24	<LLOQ
25	4.78
26	N/A
27	N/A
28	N/A
29	N/A
30	N/A

<LLOQ = Less than the lower limit of quantification (0.100 ng/mL)
N/A = Concentration of this analyte was measured but not reported since not applicable to this test preparation.

Appendix 1
(Continued)

Concentration of Chrysene in Skin Samples

Cell	Measured Concentration (ng/mL)
1	<LLOQ
2	<LLOQ
3	<LLOQ
4	<LLOQ
5	<LLOQ
6	<LLOQ
7	<LLOQ
8	<LLOQ
9	<LLOQ
10	<LLOQ
11	<LLOQ
12	<LLOQ
13	<LLOQ
14	<LLOQ
15	<LLOQ
16	<LLOQ
17	<LLOQ
18	<LLOQ
19	<LLOQ
20	<LLOQ
21	<LLOQ
22	<LLOQ
23	<LLOQ
24	<LLOQ
25	<LLOQ
26	N/A
27	N/A
28	N/A
29	N/A
30	N/A

<LLOQ = Less than the lower limit of quantification (0.500 ng/mL)
N/A = Concentration of this analyte was measured but not reported since not applicable to this test preparation.

Appendix 1
(Continued)

Concentration of Benzo(b)fluoranthene in Skin Samples

Cell	Measured Concentration (ng/mL)
1	<LLOQ
2	<LLOQ
3	<LLOQ
4	<LLOQ
5	<LLOQ
6	4.03
7	3.75
8	4.00
9	6.97
10	5.68
11	0.612
12	1.92
13	0.679
14	0.667
15	0.887
16	136
17	252
18	15.2
19	132
20	99.9
21	5.27
22	1.33
23	0.895
24	<LLOQ
25	8.99
26	N/A
27	N/A
28	N/A
29	N/A
30	N/A

<LLOQ = Less than the lower limit of quantification (0.500 ng/mL)
N/A = Concentration of this analyte was measured but not reported since not applicable to this test preparation.

Appendix 1
(Continued)

Concentration of Benzo(k)fluoranthene in Skin Samples

Cell	Measured Concentration (ng/mL)
1	<LLOQ
2	<LLOQ
3	<LLOQ
4	<LLOQ
5	<LLOQ
6	1.32
7	1.29
8	1.39
9	2.29
10	1.91
11	0.171
12	0.559
13	0.209
14	0.192
15	0.281
16	43.9
17	88.2
18	5.81
19	44.5
20	32.9
21	1.70
22	0.428
23	0.264
24	<LLOQ
25	2.65
26	N/A
27	N/A
28	N/A
29	N/A
30	N/A

<LLOQ = Less than the lower limit of quantification (0.100 ng/mL)
N/A = Concentration of this analyte was measured but not reported since not applicable to this test preparation.

Appendix 1
(Continued)

Concentration of Benzo(a)pyrene in Skin Samples

Cell	Measured Concentration (ng/mL)
1	<LLOQ
2	<LLOQ
3	<LLOQ
4	0.142
5	<LLOQ
6	2.84
7	2.75
8	2.74
9	4.57
10	4.22
11	0.396
12	1.03
13	0.373
14	0.403
15	0.527
16	89.7
17	195
18	13.0
19	91.8
20	68.5
21	5.14
22	3.72
23	1.33
24	1.30
25	8.98
26	87.2
27	40.7
28	34.5
29	50.8
30	8.52

<LLOQ = Less than the lower limit of quantification (0.100 ng/mL)

Appendix 1
(Continued)

Concentration of dibenzo(a, h)anthracene in Skin Samples

Cell	Measured Concentration (ng/mL)
1	<LLOQ
2	<LLOQ
3	<LLOQ
4	<LLOQ
5	<LLOQ
6	<LLOQ
7	<LLOQ
8	<LLOQ
9	<LLOQ
10	<LLOQ
11	<LLOQ
12	<LLOQ
13	<LLOQ
14	<LLOQ
15	<LLOQ
16	<LLOQ
17	<LLOQ
18	<LLOQ
19	<LLOQ
20	<LLOQ
21	<LLOQ
22	<LLOQ
23	<LLOQ
24	<LLOQ
25	<LLOQ
26	N/A
27	N/A
28	N/A
29	N/A
30	N/A

<LLOQ = Less than the lower limit of quantification (0.100 ng/mL)
N/A = Concentration of this analyte was measured but not reported since not applicable to this test preparation.

Appendix 1
(Continued)

Concentration of Benzo(a)anthracene in Tape Samples

Cell	Measured Concentration (ng/mL)
1	<LLOQ
2	<LLOQ
3	<LLOQ
4	<LLOQ
5	0.236
6	5.87
7	0.611
8	1.33
9	8.90
10	6.81
11	<LLOQ
12	0.260
13	1.62
14	0.129
15	0.400
16	60.0
17	102
18	10.9
19	52.9
20	105
21	1.43
22	0.420
23	<LLOQ
24	<LLOQ
25	<LLOQ
26	N/A
27	N/A
28	N/A
29	N/A
30	N/A

<LLOQ = Less than the lower limit of quantification (0.100 ng/mL)
N/A = Concentration of this analyte was measured but not reported since not applicable to this test preparation.

Appendix 1
(Continued)

Concentration of Chrysene in Tape Samples

Cell	Measured Concentration (ng/mL)
1	<LLOQ
2	<LLOQ
3	<LLOQ
4	<LLOQ
5	<LLOQ
6	<LLOQ
7	<LLOQ
8	<LLOQ
9	<LLOQ
10	<LLOQ
11	<LLOQ
12	<LLOQ
13	<LLOQ
14	<LLOQ
15	<LLOQ
16	<LLOQ
17	<LLOQ
18	<LLOQ
19	<LLOQ
20	<LLOQ
21	<LLOQ
22	<LLOQ
23	<LLOQ
24	<LLOQ
25	<LLOQ
26	N/A
27	N/A
28	N/A
29	N/A
30	N/A

<LLOQ = Less than the lower limit of quantification (0.500 ng/mL)
N/A = Concentration of this analyte was measured but not reported since not applicable to this test preparation.

Appendix 1
(Continued)

Concentration of Benzo(b)fluoranthene in Tape Samples

Cell	Measured Concentration (ng/mL)
1	<LLOQ
2	<LLOQ
3	<LLOQ
4	<LLOQ
5	0.596
6	12.5
7	1.80
8	3.28
9	18.8
10	13.0
11	<LLOQ
12	0.717
13	3.14
14	0.561
15	1.09
16	115
17	199
18	22.9
19	110
20	208
21	1.87
22	0.826
23	<LLOQ
24	<LLOQ
25	<LLOQ
26	N/A
27	N/A
28	N/A
29	N/A
30	N/A

<LLOQ = Less than the lower limit of quantification (0.500 ng/mL)
N/A = Concentration of this analyte was measured but not reported since not applicable to this test preparation.

Appendix 1
(Continued)

Concentration of Benzo(k)fluoranthene in Tape Samples

Cell	Measured Concentration (ng/mL)
1	<LLOQ
2	<LLOQ
3	<LLOQ
4	<LLOQ
5	0.209
6	4.18
7	0.623
8	1.13
9	6.36
10	4.39
11	<LLOQ
12	0.239
13	1.08
14	0.197
15	0.359
16	38.7
17	66.4
18	8.16
19	38.0
20	69.5
21	0.847
22	0.292
23	<LLOQ
24	<LLOQ
25	<LLOQ
26	N/A
27	N/A
28	N/A
29	N/A
30	N/A

<LLOQ = Less than the lower limit of quantification (0.100 ng/mL)
N/A = Concentration of this analyte was measured but not reported since not applicable to this test preparation.

Appendix 1
(Continued)

Concentration of Benzo(a)pyrene in Tape Samples

Cell	Measured Concentration (ng/mL)
1	<LLOQ
2	<LLOQ
3	<LLOQ
4	0.107
5	0.441
6	8.78
7	1.27
8	2.10
9	12.7
10	8.83
11	0.121
12	0.431
13	2.06
14	0.355
15	0.654
16	84.8
17	148
18	17.4
19	84.9
20	155
21	2.42
22	1.18
23	0.369
24	0.705
25	0.264
26	29.7
27	23.3
28	41.1
29	97.1
30	13.9

<LLOQ = Less than the lower limit of quantification (0.100 ng/mL)

Appendix 1
(Continued)

Concentration of dibenzo(a, h)anthracene in Tape Samples

Cell	Measured Concentration (ng/mL)
1	<LLOQ
2	<LLOQ
3	<LLOQ
4	<LLOQ
5	<LLOQ
6	<LLOQ
7	<LLOQ
8	<LLOQ
9	<LLOQ
10	<LLOQ
11	<LLOQ
12	<LLOQ
13	<LLOQ
14	<LLOQ
15	<LLOQ
16	<LLOQ
17	<LLOQ
18	<LLOQ
19	<LLOQ
20	<LLOQ
21	<LLOQ
22	<LLOQ
23	<LLOQ
24	<LLOQ
25	<LLOQ
26	N/A
27	N/A
28	N/A
29	N/A
30	N/A

<LLOQ = Less than the lower limit of quantification (0.100 ng/mL)
N/A = Concentration of this analyte was measured but not reported since not applicable to this test preparation.

Appendix 2 Human Skin Donor Details

Charles River Donor No.	Sex/Age	Site	Supplier
0623	M/41Y	Abdomen	NHS Lothian
0664	M/25Y	Abdomen	NHS Lothian
0670	F/65Y	Breast	NHS Lothian
0674	F/23Y	Breast	NHS Lothian
0676	M/50Y	Abdomen	NHS Lothian

Appendix 3 Thickness of Full and Split-Thickness Skin Membranes

Charles River Donor No.	Membrane Thickness (μm)	
	Full Thickness Skin	Split-Thickness Skin
0623	1710-2130	400
0664	1180-1980	400
0670	730-1310	350-360
0674	1640-2120	400
0676	1630-1960	390-400

Appendix 4 Cross Reference of Cell Number with Donor Number and Electrical Resistance for Live Phase

Cell Number	Charles River Donor No.	Electrical Resistance (kΩ)
1	0623	5.120
2	0670	5.697
3	0676	7.543
4	0664	4.549
5	0674	4.618
6	0623	6.425
7	0670	5.606
8	0676	6.750
9	0664	4.619
10	0674	5.119
11	0623	5.612
12	0670	4.703
13	0676	6.113
14	0664	6.373
15	0674	4.687
16	0623	7.604
17	0670	5.402
18	0676	6.269
19	0664	4.629
20	0674	4.334
21	0623	6.001
22	0670	5.376
23	0676	6.201
24	0664	4.731
25	0674	4.602
26	0623	5.093
27	0670	6.177
28	0676	6.628
29	0664	5.144
30	0674	4.511
31	0623	6.626
32	0670	5.382
33	0676	6.306
34	0664	5.508
35	0674	5.068

Rejection criterion, sample rejected if electrical resistance < 4 kΩ for split-thickness skin.

Appendix 5 Epidermis Removal by Tape Stripping

The stratum corneum was removed with five successive tape strips. Where epidermis was removed this is reported in the table below.

Cell Number	Tape Strip Number (Fraction of Epidermis Removed)
2	5 (trace)
30	5 (1/3)

Appendix 6 OECD Guidance Document No. 28 Glossary of Terms

GLOSSARY OF TERMS

Absorbed dose (*in vivo*): comprises that present in urine, cage wash, faeces, expired air (if measured), blood, tissues (if collected) and the remaining carcass, following removal of application site skin.

Absorbed dose (*in vitro*): mass of test substance reaching the receptor fluid or systemic circulation within a specified period of time.

Absorbable dose (*in vitro and in vivo*) represents that present on or in the skin following washing.

Absorption (Dermal, Percutaneous and Skin absorption): diffusion of chemicals from the outer surface of the skin to the receptor fluid or systemic circulation.

Absorption profile: a graphical representation of cumulative absorption as a function of time.

Absorption rate: mass of test substance passing through a unit area of skin into the receptor fluid or systemic circulation, per unit time (in $\mu g/cm^2/h$).

Adsorption: reversible binding or adherence the test substance to any component of the test system.

Applied dose: mass of test preparation containing a specified mass of test substance applied per cm^2 of skin.

Dermal delivery: sum of the applied dose found in the treated skin and the absorbed dose at the end of the experiment.

Dislodgeable dose: mass of test substance that is removable from the application site.

Exposure period: time from application of test preparation to removal at skin washing.

Finite dose: amount of test preparation applied to the skin where a maximum absorption rate of the test substance may be achieved for a certain time interval but is not maintained.

Flux: mass of test substance passing through a unit area of skin per unit of time under steady-state conditions (in $\mu g/cm^2/h$).

'in-use' preparation: the preparation of test substance which relates directly to potential human exposure (e.g. cosmetic or agrochemical formulations and dilutions thereof, a mixture of industrial chemicals in a solvent, etc.).

Infinite dose: amount of test preparation applied to the skin where a maximum absorption rate of the test substance is achieved and maintained.

Lag time: derived from a graph of cumulative absorbed dose and time. Intercept of the tangent of the linear part of the absorption profile with the x-axis.

Penetration enhancer: adjuvant, which facilitates penetration of the test substance through skin.

Appendix 6
(Continued)

Percentage absorption: the mass of test substance absorbed (over a given time period) divided by the mass of test substance applied multiplied by 100.

Permeability coefficient (Kp): a value, in units of cm/h, that represents the rate at which a chemical penetrates the skin. This is calculated from the flux divided by the applied concentration.

Steady-state: the part of an absorption profile where the absorption rate remains constant.

Test substance: a single chemical entity whose penetration characteristics are under investigation.

Test preparation: actual material that is applied to the skin. Usually the test preparation will be the 'in-use' preparation that reflects actual use conditions; alternatively it may be a mixture of the test substance in a carrier or solvent to facilitate application to the skin.

Unabsorbed dose: represents that washed from the skin surface after exposure and any present on the non-occlusive cover, including any dose shown to volatilise from the skin during exposure.

APPENDIX J

RBAF, ABS.d, and PCL Calculations

Appendix J-1

Summary of Animal Testing Data and RBAF Calculation for Cage 1 of Each Diet Test Group

Animal 01	Food Day 6 (g/day)	Food Day 7 (g/day)	Food Day 8 (g/day)	Ave Food per cage (g/day)	Diet Conc. (mg/kg)	COC Dose (ug/day)	Molecular Weight (ug/umole)	COC Dose (umole/day)		Urine Day 7 (mL/day)	Urine Day 8 (mL/day)	Urine Conc. (ug/mL)	COC Dose (ug/day)	Molecular Weight (ug/umole)	COC Dose (umole/day)	Percent Dose Excreted in Urine (%)	RBA
GS-1 Day 7 5% Diet																	
Benzo(a)pyrene	3.2	3.1	3.2	12.67	0.39	4.9	252.3	0.0195799	3OH-BaP	3.4	4.3	0.00162	0.006237	268.3	0.00002	0.119	0.17
Benzo(a)pyrene	3.2	3.1	3.2	12.67	0.39	4.9	252.3	0.0195799	9OH-BaP	3.4	4.3	0.000973	0.00374605	268.3	0.00001	0.071	0.19
Benz(a)anthracene	3.2	3.1	3.2	12.67	0.30	3.8	228	0.0167222	3OH-BaA	3.4	4.3	0	0	244	0.00000	0.000	
Chrysene	3.2	3.1	3.2	12.67	0.34	4.3	228	0.0186852	3OH-CHR	3.4	4.3	0	0	244	0.00000	0.000	
Extract																	
Benzo(a)pyrene	3.2	3.4	3.3	13.20	0.32	4.2	252.3	0.0165676	3OH-BaP	5.7	7.4	0.00483	0.0316365	268.3	0.00012	0.712	0.15
Benzo(a)pyrene	3.2	3.4	3.3	13.20	0.32	4.2	252.3	0.0165676	9OH-BaP	5.7	7.4	0.00261	0.0170955	268.3	0.00006	0.385	0.22
Benz(a)anthracene	3.2	3.4	3.3	13.20	0.24	3.2	228	0.0141649	3OH-BaA	5.7	7.4	0	0	244	0.00000	0.000	
Chrysene	3.2	3.4	3.3	13.20	0.27	3.6	228	0.0157667	3OH-CHR	5.7	7.4	0.00282	0.018471	244	0.00008	0.480	
GS-1 Day 14 5% Diet	**Food Day 12 (g/day)**	**Food Day 13 (g/day)**	**Food Day 14 (g/day)**							**Urine Day 14 (mL/day)**	**Urine Day 15 (mL/day)**						
Benzo(a)pyrene	3.5	3.5	3.6	14.13	0.39	5.5	252.3	0.0218470	3OH-BaP	5.8	3.8	0.00182	0.008736	268.3	0.00003	0.149	0.20
Benzo(a)pyrene	3.5	3.5	3.6	14.13	0.39	5.5	252.3	0.0218470	9OH-BaP	5.8	3.8	0.000219	0.0010512	268.3	0.00000	0.018	0.05
Benz(a)anthracene	3.5	3.5	3.6	14.13	0.30	4.3	228	0.0186585	3OH-BaA	5.8	3.8	0	0	244	0.00000	0.000	
Chrysene	3.5	3.5	3.6	14.13	0.34	4.8	228	0.0208487	3OH-CHR	5.8	3.8	0.000847	0.0040656	244	0.00002	0.080	0.19
Extract																	
Benzo(a)pyrene	3.4	3.2	3.3	13.20	0.32	4.2	252.3	0.0165676	3OH-BaP	7	5.8	0.00523	0.033472	268.3	0.00012	0.753	0.17
Benzo(a)pyrene	3.4	3.2	3.3	13.20	0.32	4.2	252.3	0.0165676	9OH-BaP	7	5.8	0.00229	0.014656	268.3	0.00005	0.330	0.04
Benz(a)anthracene	3.4	3.2	3.3	13.20	0.24	3.2	228	0.0141649	3OH-BaA	7	5.8	0	0	244	0.00000	0.000	
Chrysene	3.4	3.2	3.3	13.20	0.27	3.6	228	0.0157667	3OH-CHR	7	5.8	0.00251	0.016064	244	0.00007	0.418	0.17
GS-2 Day 7	**Food Day 6 (g/day)**	**Food Day 7 (g/day)**	**Food Day 8 (g/day)**							**Urine Day 7 (mL/day)**	**Urine Day 8 (mL/day)**						
Benzo(a)pyrene	3.4	3.4	3.4	13.60	19.17	260.7	252.3	1.0331616	3OH-BaP	4.8	3.5	0.0535	0.222025	268.3	0.00083	0.080	0.06
Benzo(a)pyrene	3.4	3.4	3.4	13.60	19.17	260.7	252.3	1.0331616	9OH-BaP	4.8	3.5	0.032	0.1328	268.3	0.00049	0.048	0.11
Benz(a)anthracene	3.4	3.4	3.4	13.60	16.70	227.1	228	0.9961404	3OH-BaA	4.8	3.5	0.00218	0.009047	244	0.00004	0.004	0.10
Chrysene	3.4	3.4	3.4	13.60	18.70	254.3	228	1.1154386	3OH-CHR	4.8	3.5	0.0425	0.176375	244	0.00072	0.065	0.29
Extract																	
Benzo(a)pyrene	3.2	3.2	3.4	13.07	10.43	136.2	252.3	0.5399991	3OH-BaP	4	4.1	0.488	1.9764	268.3	0.00737	1.364	0.06
Benzo(a)pyrene	3.2	3.2	3.4	13.07	10.43	136.2	252.3	0.5399991	9OH-BaP	4	4.1	0.161	0.65205	268.3	0.00243	0.450	0.11
Benz(a)anthracene	3.2	3.2	3.4	13.07	9.70	126.7	228	0.5557154	3OH-BaA	4	4.1	0.0124	0.05022	244	0.00021	0.037	0.11
Chrysene	3.2	3.2	3.4	13.07	10.53	137.6	228	0.6036647	3OH-CHR	4	4.1	0.0819	0.331695	244	0.00136	0.225	0.28

Appendix J-1

Summary of Animal Testing Data and RBAF Calculation for Cage 1 of Each Diet Test Group

GS-2 Day 14	Food Day 12 (g/day)	Food Day 13 (g/day)	Food Day 14 (g/day)							Urine Day 14 (mL/day)	Urine Day 15 (mL/day)						
Benzo(a)pyrene	3.6	3.5	3.5	14.13	19.17	270.9	252.3	1.0736777	3OH-BaP	3.9	5	0.129	0.57405	268.3	0.00214	0.199	0.12
Benzo(a)pyrene	3.6	3.5	3.5	14.13	19.17	270.9	252.3	1.0736777	9OH-BaP	3.9	5	0.0699	0.311055	268.3	0.00116	0.108	0.15
Benz(a)anthracene	3.6	3.5	3.5	14.13	16.70	236.0	228	1.0352047	3OH-BaA	3.9	5	0.00378	0.016821	244	0.00007	0.007	0.21
Chrysene	3.6	3.5	3.5	14.13	18.70	264.3	228	1.1591813	3OH-CHR	3.9	5	0.0508	0.22606	244	0.00093	0.080	0.28
Extract																	
Benzo(a)pyrene	3.3	3.1	3.4	13.07	10.43	136.2	252.3	0.5399991	3OH-BaP	4.5	4.5	0.535	2.4075	268.3	0.00897	1.662	0.11
Benzo(a)pyrene	3.3	3.1	3.4	13.07	10.43	136.2	252.3	0.5399991	9OH-BaP	4.5	4.5	0.226	1.017	268.3	0.00379	0.702	0.31
Benz(a)anthracene	3.3	3.1	3.4	13.07	9.70	126.7	228	0.5557154	3OH-BaA	4.5	4.5	0.00976	0.04392	244	0.00018	0.032	0.19
Chrysene	3.3	3.1	3.4	13.07	10.53	137.6	228	0.6036647	3OH-CHR	4.5	4.5	0.0945	0.42525	244	0.00174	0.289	0.25
GS-3 Day 7	**Food Day 6 (g/day)**	**Food Day 7 (g/day)**	**Food Day 8 (g/day)**							**Urine Day 7 (mL/day)**	**Urine Day 8 (mL/day)**						
Benzo(a)pyrene	3.5	3.4	3.4	13.73	2.55	35.0	252.3	0.1386216	3OH-BaP	3.5	5.5	0.00869	0.039105	268.3	0.00015	0.105	0.15
Benzo(a)pyrene	3.5	3.4	3.4	13.73	2.55	35.0	252.3	0.1386216	9OH-BaP	3.5	5.5	0.00424	0.01908	268.3	0.00007	0.051	0.20
Benz(a)anthracene	3.5	3.4	3.4	13.73	2.03	27.9	228	0.1224756	3OH-BaA	3.5	5.5	0	0	244	0.00000	0.000	0.0
Chrysene	3.5	3.4	3.4	13.73	2.33	32.0	228	0.1401442	3OH-CHR	3.5	5.5	0.00813	0.036585	244	0.00015	0.107	0.24
Extract																	
Benzo(a)pyrene	3.2	3.6	3.5	13.73	2.25	30.9	252.3	0.1224732	3OH-BaP	5.4	6.3	0.0397	0.232245	268.3	0.00087	0.707	0.16
Benzo(a)pyrene	3.2	3.6	3.5	13.73	2.25	30.9	252.3	0.1224732	9OH-BaP	5.4	6.3	0.0141	0.082485	268.3	0.00031	0.251	0.23
Benz(a)anthracene	3.2	3.6	3.5	13.73	1.81	24.9	228	0.1092242	3OH-BaA	5.4	6.3	0.00133	0.0077805	244	0.00003	0.029	0.00
Chrysene	3.2	3.6	3.5	13.73	2.08	28.6	228	0.1252865	3OH-CHR	5.4	6.3	0.023	0.13455	244	0.00055	0.440	0.27
GS-3 Day 14	**Food Day 12 (g/day)**	**Food Day 13 (g/day)**	**Food Day 14 (g/day)**							**Urine Day 14 (mL/day)**	**Urine Day 15 (mL/day)**						
Benzo(a)pyrene	3.7	3.3	3.5	14.00	2.55	35.7	252.3	0.1413133	3OH-BaP	4.3	2.8	0.0166	0.05893	268.3	0.00022	0.155	0.20
Benzo(a)pyrene	3.7	3.3	3.5	14.00	2.55	35.7	252.3	0.1413133	9OH-BaP	4.3	2.8	0.00421	0.0149455	268.3	0.00006	0.039	0.15
Benz(a)anthracene	3.7	3.3	3.5	14.00	2.03	28.5	228	0.1248538	3OH-BaA	4.3	2.8	0	0	244	0.00000	0.000	
Chrysene	3.7	3.3	3.5	14.00	2.33	32.6	228	0.1428655	3OH-CHR	4.3	2.8	0.011	0.03905	244	0.00016	0.112	0.27
Extract																	
Benzo(a)pyrene	3.7	3.2	3.5	13.87	2.25	31.2	252.3	0.1236623	3OH-BaP	6	19.4	0.0204	0.25908	268.3	0.00097	0.781	0.16
Benzo(a)pyrene	3.7	3.2	3.5	13.87	2.25	31.2	252.3	0.1236623	9OH-BaP	6	19.4	0.0067	0.08509	268.3	0.00032	0.256	0.11
Benz(a)anthracene	3.7	3.2	3.5	13.87	1.81	25.1	228	0.1102846	3OH-BaA	6	19.4	0	0	244	0.00000	0.000	
Chrysene	3.7	3.2	3.5	13.87	2.08	28.8	228	0.1265029	3OH-CHR	6	19.4	0.0101	0.12827	244	0.00053	0.416	0.22

Appendix J-1

Summary of Animal Testing Data and RBAF Calculation for Cage 1 of Each Diet Test Group

GS-4 Day 7	Food Day 6 (g/day)	Food Day 7 (g/day)	Food Day 8 (g/day)							Urine Day 7 (mL/day)	Urine Day 8 (mL/day)						
Benzo(a)pyrene	3.3	3.2	3.5	13.33	0.04	0.6	252.3	0.0021949	3OH-BaP	5.1	5.9	0.000451	0.0024805	268.3	0.00001	0.421	0.38
Benzo(a)pyrene	3.3	3.2	3.5	13.33	0.04	0.6	252.3	0.0021949	9OH-BaP	5.1	5.9	0.000302	0.001661	268.3	0.00001	0.282	0.31
Benz(a)anthracene	3.3	3.2	3.5	13.33	0.03	0.4	228	0.0019357	3OH-BaA	5.1	5.9	0	0	244	0.00000	0.000	
Chrysene	3.3	3.2	3.5	13.33	0.04	0.5	228	0.0022807	3OH-CHR	5.1	5.9	0	0	244	0.00000	0.000	
Extract																	
Benzo(a)pyrene	3.1	3.4	2.8	12.40	0.03	0.4	252.3	0.0016022	3OH-BaP	4.5	5.3	0.000966	0.0047334	268.3	0.00002	1.101	0.42
Benzo(a)pyrene	3.1	3.4	2.8	12.40	0.03	0.4	252.3	0.0016022	9OH-BaP	4.5	5.3	0.000791	0.0038759	268.3	0.00001	0.902	0.36
Benz(a)anthracene	3.1	3.4	2.8	12.40	0.03	0.3	228	0.0014938	3OH-BaA	4.5	5.3	0	0	244	0.00000	0.000	
Chrysene	3.1	3.4	2.8	12.40	0.03	0.4	228	0.0016950	3OH-CHR	4.5	5.3	0	0	244	0.00000	0.000	
GS-4 Day 14	**Food Day 12 (g/day)**	**Food Day 13 (g/day)**	**Food Day 14 (g/day)**							**Urine Day 14 (mL/day)**	**Urine Day 15 (mL/day)**						
Benzo(a)pyrene	3.2	3.2	3.6	13.33	0.04	0.6	252.3	0.0021949	3OH-BaP	5.5	8	0.000393	0.00265275	268.3	0.00001	0.450	0.393695
Benzo(a)pyrene	3.2	3.2	3.6	13.33	0.04	0.6	252.3	0.0021949	9OH-BaP	5.5	8	0	0	268.3	0.00000	0.000	0.000000
Benz(a)anthracene	3.2	3.2	3.6	13.33	0.03	0.4	228	0.0019357	3OH-BaA	5.5	8	0	0	244	0.00000	0.000	
Chrysene	3.2	3.2	3.6	13.33	0.04	0.5	228	0.0022807	3OH-CHR	5.5	8	0	0	244	0.00000	0.000	
Extract																	
Benzo(a)pyrene	3.1	2.9	3.2	12.27	0.03	0.4	252.3	0.0015850	3OH-BaP	3.8	6	0.000993	0.0048657	268.3	0.00002	1.144	0.481654
Benzo(a)pyrene	3.1	2.9	3.2	12.27	0.03	0.4	252.3	0.0015850	9OH-BaP	3.8	6	0.000928	0.0045472	268.3	0.00002	1.069	0.000000
Benz(a)anthracene	3.1	2.9	3.2	12.27	0.03	0.3	228	0.0014777	3OH-BaA	3.8	6	0	0	244	0.00000	0.000	
Chrysene	3.1	2.9	3.2	12.27	0.03	0.4	228	0.0016768	3OH-CHR	3.8	6	0	0	244	0.00000	0.000	
GS-5 Day 7	**Food Day 6 (g/day)**	**Food Day 7 (g/day)**	**Food Day 8 (g/day)**							**Urine Day 7 (mL/day)**	**Urine Day 8 (mL/day)**						
Benzo(a)pyrene	3.5	3.4	3.6	14.00	0.005	0.1	252.3	0.0002996	3OH-BaP	5.1	5.5	0	0	268.3	0.00000	0.000	0.000000
Benzo(a)pyrene	3.5	3.4	3.6	14.00	0.005	0.1	252.3	0.0002996	9OH-BaP	5.1	5.5	0	0	268.3	0.00000	0.000	0.000000
Benz(a)anthracene	3.5	3.4	3.6	14.00	0.004	0.1	228	0.0002436	3OH-BaA	5.1	5.5	0	0	244	0.00000	0.000	
Chrysene	3.5	3.4	3.6	14.00	0.005	0.1	228	0.0003060	3OH-CHR	5.1	5.5	0	0	244	0.00000	0.000	
Extract																	
Benzo(a)pyrene	3.3	3.2	3.5	13.33	0.01	0.1	252.3	0.0003516	3OH-BaP	6	5	0.000202	0.001111	268.3	0.00000	1.178	0.000000
Benzo(a)pyrene	3.3	3.2	3.5	13.33	0.01	0.1	252.3	0.0003516	9OH-BaP	6	5	0.00071	0.003905	268.3	0.00001	4.139	0.000000
Benz(a)anthracene	3.3	3.2	3.5	13.33	0.01	0.1	228	0.0002947	3OH-BaA	6	5	0	0	244	0.00000	0.000	
Chrysene	3.3	3.2	3.5	13.33	0.01	0.1	228	0.0003598	3OH-CHR	6	5	0	0	244	0.00000	0.000	

Appendix J-1

Summary of Animal Testing Data and RBAF Calculation for Cage 1 of Each Diet Test Group

GS-5 Day 14	Food Day 12 (g/day)	Food Day 13 (g/day)	Food Day 14 (g/day)							Urine Day 14 (mL/day)	Urine Day 15 (mL/day)						
Benzo(a)pyrene	3.5	3.3	3.4	13.60	0.01	0.1	252.3	0.0002911	3OH-BaP	5.4	4.4	0	0	268.3	0.00000	0.000	
Benzo(a)pyrene	3.5	3.3	3.4	13.60	0.01	0.1	252.3	0.0002911	9OH-BaP	5.4	4.4	0.0000853	0.00041797	268.3	0.00000	0.535	0.13
Benz(a)anthracene	3.5	3.3	3.4	13.60	0.004	0.1	228	0.0002366	3OH-BaA	5.4	4.4	0	0	244	0.00000	0.000	
Chrysene	3.5	3.3	3.4	13.60	0.005	0.1	228	0.0002973	3OH-CHR	5.4	4.4	0	0	244	0.00000	0.000	
Extract																	
Benzo(a)pyrene	3.4	3.0	3.5	13.20	0.01	0.1	252.3	0.0003481	3OH-BaP	4.8	7	0	0	268.3	0.00000	0.000	
Benzo(a)pyrene	3.4	3.0	3.5	13.20	0.01	0.1	252.3	0.0003481	9OH-BaP	4.8	7	0.000654	0.0038586	268.3	0.00001	4.132	
Benz(a)anthracene	3.4	3.0	3.5	13.20	0.01	0.1	228	0.0002918	3OH-BaA	4.8	7	0	0	244	0.00000	0.000	
Chrysene	3.4	3.0	3.5	13.20	0.01	0.1	228	0.0003562	3OH-CHR	4.8	7	0	0	244	0.00000	0.000	
BaP Control Day 7	**Food Day 6 (g/day)**	**Food Day 7 (g/day)**	**Food Day 8 (g/day)**							**Urine Day 7 (mL/day)**	**Urine Day 8 (mL/day)**						
Benzo(a)pyrene	3.0	3.0	3.7	12.93	21.57	278.9	252.3	1.1055445	3OH-BaP	5	5	0.349	1.745	268.3	0.00650	0.588	
Benzo(a)pyrene	3.0	3.0	3.7	12.93	21.57	278.9	252.3	1.1055445	9OH-BaP	5	5	0.137	0.685	268.3	0.00255	0.231	
Benz(a)anthracene	3.0	3.0	3.7	12.93		0.0	228	0.0000000	3OH-BaA	5	5	0	0	244	0.00000		
Chrysene	3.0	3.0	3.7	12.93		0.0	228	0.0000000	3OH-CHR	5	5	0	0	244	0.00000		
BaP Control Day 14	**Food Day 12 (g/day)**	**Food Day 13 (g/day)**	**Food Day 14 (g/day)**							**Urine Day 14 (mL/day)**	**Urine Day 15 (mL/day)**						
Benzo(a)pyrene	3.4	3.3	3.5	13.60	21.57	293.3	252.3	1.1625314	3OH-BaP	1.8	2.5	1.08	2.322	268.3	0.00865	0.744	
Benzo(a)pyrene	3.4	3.3	3.5	13.60	21.57	293.3	252.3	1.1625314	9OH-BaP	1.8	2.5	0.261	0.56115	268.3	0.00209	0.180	
Benz(a)anthracene	3.4	3.3	3.5	13.60		0.0	228	0.0000000	3OH-BaA	1.8	2.5	0	0	244	0.00000		
Chrysene	3.4	3.3	3.5	13.60		0.0	228	0.0000000	3OH-CHR	1.8	2.5	0	0	244	0.00000		

Appendix J-2

Summary Animal Testing Data and RBAF Calculation for Cage 2 of Each Diet Test Group

Animal 02 GS-1 Day 7 5% Diet	Food Day 6 (g/day)	Food Day 7 (g/day)	Food Day 8 (g/day)	Ave Food per cage (g/day)	Diet Conc. (mg/kg)	COC Dose (ug/day)	Molecular Weight (ug/umole)	COC Dose (umole/day)		Urine Day 7 (mL/day)	Urine Day 8 (mL/day)	Urine Conc. (ug/mL)	COC Dose (ug/day)	Molecular Weight (ug/umole)	COC Dose (umole/day)	Percent Dose Excreted in Urine (%)	RBA
Benzo(a)pyrene	3.2	3.2	3.9	13.69	0.39	5.3	252.3	0.02117	3OH-BaP	4	3.1	0.00161	0.005716	268.3	0.00002	0.101	0.13
Benzo(a)pyrene	3.2	3.2	3.9	13.69	0.39	5.3	252.3	0.02117	9OH-BaP	4	3.1	0.000953	0.003383	268.3	0.00001	0.060	0.18
Benz(a)anthracene	3.2	3.2	3.9	13.69	0.30	4.1	228	0.01808	3OH-BaA	4	3.1	0	0	244	0.00000	0.000	
Chrysene	3.2	3.2	3.9	13.69	0.34	4.6	228	0.02020	3OH-CHR	4	3.1	0	0	244	0.00000	0.000	
Extract																	
Benzo(a)pyrene	3.3	3.2	3.4	13.20	0.32	4.2	252.3	0.01657	3OH-BaP	5.9	8	0.00492	0.034194	268.3	0.00013	0.769	0.14
Benzo(a)pyrene	3.3	3.2	3.4	13.20	0.32	4.2	252.3	0.01657	9OH-BaP	5.9	8	0.00206	0.014317	268.3	0.00005	0.322	0.15
Benz(a)anthracene	3.3	3.2	3.4	13.20	0.24	3.2	228	0.01416	3OH-BaA	5.9	8	0	0	244	0.00000	0.000	
Chrysene	3.3	3.2	3.4	13.20	0.27	3.6	228	0.01577	3OH-CHR	5.9	8	0	0	244	0.00000	0.000	0.00
GS-1 Day 14 5% Diet	Food Day 12 (g/day)	Food Day 13 (g/day)	Food Day 14 (g/day)							Urine Day 14 (mL/day)	Urine Day 15 (mL/day)						
Benzo(a)pyrene	3.9	3.6	3.5	14.67	0.39	5.7	252.3	0.02267	3OH-BaP	6.5	4.5	0.00243	0.013365	268.3	0.00005	0.220	0.25
Benzo(a)pyrene	3.9	3.6	3.5	14.67	0.39	5.7	252.3	0.02267	9OH-BaP	6.5	4.5	0.00111	0.006105	268.3	0.00002	0.100	0.24
Benz(a)anthracene	3.9	3.6	3.5	14.67	0.30	4.4	228	0.01936	3OH-BaA	6.5	4.5	0	0	244	0.00000	0.000	
Chrysene	3.9	3.6	3.5	14.67	0.34	4.9	228	0.02164	3OH-CHR	6.5	4.5	0.000843	0.004637	244	0.00002	0.088	0.19
Extract																	
Benzo(a)pyrene	3.9	3.3	3.4	14.13	0.32	4.5	252.3	0.01774	3OH-BaP	7.7	14.8	0.00375	0.042188	268.3	0.00016	0.886	0.29
Benzo(a)pyrene	3.9	3.3	3.4	14.13	0.32	4.5	252.3	0.01774	9OH-BaP	7.7	14.8	0.00175	0.019688	268.3	0.00007	0.414	0.30
Benz(a)anthracene	3.9	3.3	3.4	14.13	0.24	3.5	228	0.01517	3OH-BaA	7.7	14.8	0	0	244	0.00000	0.000	
Chrysene	3.9	3.3	3.4	14.13	0.27	3.8	228	0.01688	3OH-CHR	7.7	14.8	0.00168	0.0189	244	0.00008	0.459	0.21
GS-2 Day 7	Food Day 6 (g/day)	Food Day 7 (g/day)	Food Day 8 (g/day)							Urine Day 7 (mL/day)	Urine Day 8 (mL/day)						
Benzo(a)pyrene	3.5	3.7	3.4	14.13	19.17	270.9	252.3	1.07368	3OH-BaP	5.5	7.1	0.0475	0.29925	268.3	0.00112	0.104	0.07
Benzo(a)pyrene	3.5	3.7	3.4	14.13	19.17	270.9	252.3	1.07368	9OH-BaP	5.5	7.1	0.0267	0.16821	268.3	0.00063	0.058	0.14
Benz(a)anthracene	3.5	3.7	3.4	14.13	16.70	236.0	228	1.03520	3OH-BaA	5.5	7.1	0.00279	0.017577	244	0.00007	0.007	0.21
Chrysene	3.5	3.7	3.4	14.13	18.70	264.3	228	1.15918	3OH-CHR	5.5	7.1	0.0424	0.26712	244	0.00109	0.094	0.41
Extract																	
Benzo(a)pyrene	3.2	3.1	3.2	12.67	10.43	132.1	252.3	0.52347	3OH-BaP	5	4.5	0.413	1.96175	268.3	0.00731	1.397	0.08
Benzo(a)pyrene	3.2	3.1	3.2	12.67	10.43	132.1	252.3	0.52347	9OH-BaP	5	4.5	0.127	0.60325	268.3	0.00225	0.430	0.13
Benz(a)anthracene	3.2	3.1	3.2	12.67	9.70	122.8	228	0.53870	3OH-BaA	5	4.5	0.00917	0.043558	244	0.00018	0.033	0.19
Chrysene	3.2	3.1	3.2	12.67	10.53	133.4	228	0.58519	3OH-CHR	5	4.5	0.069	0.32775	244	0.00134	0.230	0.42

Appendix J-2

Summary Animal Testing Data and RBAF Calculation for Cage 2 of Each Diet Test Group

GS-2 Day 14	Food Day 12 (g/day)	Food Day 13 (g/day)	Food Day 14 (g/day)							Urine Day 14 (mL/day)	Urine Day 15 (mL/day)						
Benzo(a)pyrene	3.0	4.0	1.3	11.07	19.17	212.1	252.3	0.84071	3OH-BaP	8	7.6	0.0881	0.68718	268.3	0.00256	0.305	0.17
Benzo(a)pyrene	3.0	4.0	1.3	11.07	19.17	212.1	252.3	0.84071	9OH-BaP	8	7.6	0.0115	0.0897	268.3	0.00033	0.040	0.11
Benz(a)anthracene	3.0	4.0	1.3	11.07	16.70	184.8	228	0.81058	3OH-BaA	8	7.6	0.00225	0.01755	244	0.00007	0.009	0.25
Chrysene	3.0	4.0	1.3	11.07	18.70	206.9	228	0.90766	3OH-CHR	8	7.6	0.0301	0.23478	244	0.00096	0.106	0.33
Extract																	
Benzo(a)pyrene	3.3	2.9	3.4	12.80	10.43	133.5	252.3	0.52898	3OH-BaP	4.5	4.8	0.548	2.5482	268.3	0.00950	1.795	0.18
Benzo(a)pyrene	3.3	2.9	3.4	12.80	10.43	133.5	252.3	0.52898	9OH-BaP	4.5	4.8	0.107	0.49755	268.3	0.00185	0.351	0.06
Benz(a)anthracene	3.3	2.9	3.4	12.80	9.70	124.1	228	0.54437	3OH-BaA	4.5	4.8	0.0101	0.046965	244	0.00019	0.035	0.27
Chrysene	3.3	2.9	3.4	12.80	10.53	134.8	228	0.59135	3OH-CHR	4.5	4.8	0.0994	0.46221	244	0.00189	0.320	0.37
GS-3 Day 7	Food Day 6 (g/day)	Food Day 7 (g/day)	Food Day 8 (g/day)							Urine Day 7 (mL/day)	Urine Day 8 (mL/day)						
Benzo(a)pyrene	3.5	3.6	3.6	14.27	2.55	36.3	252.3	0.14400	3OH-BaP	9.6	5.5	0.00614	0.046357	268.3	0.00017	0.120	0.18
Benzo(a)pyrene	3.5	3.6	3.6	14.27	2.55	36.3	252.3	0.14400	9OH-BaP	9.6	5.5	0.00263	0.019857	268.3	0.00007	0.051	0.23
Benz(a)anthracene	3.5	3.6	3.6	14.27	2.03	29.0	228	0.12723	3OH-BaA	9.6	5.5	0	0	244	0.00000	0.000	0.00
Chrysene	3.5	3.6	3.6	14.27	2.33	33.2	228	0.14559	3OH-CHR	9.6	5.5	0.00542	0.040921	244	0.00017	0.115	0.29
Extract																	
Benzo(a)pyrene	2.9	3.5	3.1	12.67	2.25	28.5	252.3	0.11296	3OH-BaP	3.6	4	0.0531	0.20178	268.3	0.00075	0.666	0.17
Benzo(a)pyrene	2.9	3.5	3.1	12.67	2.25	28.5	252.3	0.11296	9OH-BaP	3.6	4	0.0181	0.06878	268.3	0.00026	0.227	0.20
Benz(a)anthracene	2.9	3.5	3.1	12.67	1.81	23.0	228	0.10074	3OH-BaA	3.6	4	0.00207	0.007866	244	0.00003	0.032	0.00
Chrysene	2.9	3.5	3.1	12.67	2.08	26.3	228	0.11556	3OH-CHR	3.6	4	0.0294	0.11172	244	0.00046	0.396	0.26
GS-3 Day 14	Food Day 12 (g/day)	Food Day 13 (g/day)	Food Day 14 (g/day)							Urine Day 14 (mL/day)	Urine Day 15 (mL/day)						
Benzo(a)pyrene	3.8	3.3	3.7	14.40	2.55	36.7	252.3	0.14535	3OH-BaP	4.6	6.3	0.0133	0.072485	268.3	0.00027	0.186	0.19
Benzo(a)pyrene	3.8	3.3	3.7	14.40	2.55	36.7	252.3	0.14535	9OH-BaP	4.6	6.3	0.00387	0.021092	268.3	0.00008	0.054	0.16
Benz(a)anthracene	3.8	3.3	3.7	14.40	2.03	29.3	228	0.12842	3OH-BaA	4.6	6.3	0	0	244	0.00000	0.000	
Chrysene	3.8	3.3	3.7	14.40	2.33	33.5	228	0.14695	3OH-CHR	4.6	6.3	0.00819	0.044636	244	0.00018	0.124	0.24
Extract																	
Benzo(a)pyrene	3.5	3.0	3.1	12.80	2.25	28.8	252.3	0.11415	3OH-BaP	5.3	5	0.0581	0.299215	268.3	0.00112	0.977	0.24
Benzo(a)pyrene	3.5	3.0	3.1	12.80	2.25	28.8	252.3	0.11415	9OH-BaP	5.3	5	0.0205	0.105575	268.3	0.00039	0.345	0.21
Benz(a)anthracene	3.5	3.0	3.1	12.80	1.81	23.2	228	0.10180	3OH-BaA	5.3	5	0	0	244	0.00000	0.000	
Chrysene	3.5	3.0	3.1	12.80	2.08	26.6	228	0.11677	3OH-CHR	5.3	5	0.0288	0.14832	244	0.00061	0.521	0.30

Appendix J-2

Summary Animal Testing Data and RBAF Calculation for Cage 2 of Each Diet Test Group

GS-4 Day 7	Food Day 6 (g/day)	Food Day 7 (g/day)	Food Day 8 (g/day)							Urine Day 7 (mL/day)	Urine Day 8 (mL/day)						
Benzo(a)pyrene	3.4	3.4	3.8	14.13	0.04	0.6	252.3	0.00233	3OH-BaP	4	4.5	0.000558	0.002372	268.3	0.00001	0.380	0.37
Benzo(a)pyrene	3.4	3.4	3.8	14.13	0.04	0.6	252.3	0.00233	9OH-BaP	4	4.5	0.00025	0.001063	268.3	0.00000	0.170	0.21
Benz(a)anthracene	3.4	3.4	3.8	14.13	0.03	0.5	228	0.00205	3OH-BaA	4	4.5	0	0	244	0.00000	0.000	
Chrysene	3.4	3.4	3.8	14.13	0.04	0.6	228	0.00242	3OH-CHR	4	4.5	0	0	244	0.00000	0.000	
Extract																	
Benzo(a)pyrene	3.1	3.3	3.6	13.33	0.03	0.4	252.3	0.00172	3OH-BaP	5	5.5	0.000893	0.004688	268.3	0.00002	1.014	0.35
Benzo(a)pyrene	3.1	3.3	3.6	13.33	0.03	0.4	252.3	0.00172	9OH-BaP	5	5.5	0.000699	0.00367	268.3	0.00001	0.794	0.19
Benz(a)anthracene	3.1	3.3	3.6	13.33	0.03	0.4	228	0.00161	3OH-BaA	5	5.5	0	0	244	0.00000	0.000	
Chrysene	3.1	3.3	3.6	13.33	0.03	0.4	228	0.00182	3OH-CHR	5	5.5	0	0	244	0.00000	0.000	
GS-4 Day 14	Food Day 12 (g/day)	Food Day 13 (g/day)	Food Day 14 (g/day)							Urine Day 14 (mL/day)	Urine Day 15 (mL/day)						
Benzo(a)pyrene	3.7	3.6	3.7	14.67	0.04	0.6	252.3	0.00241	3OH-BaP	7	9.5	0.000382	0.003152	268.3	0.00001	0.487	0.52
Benzo(a)pyrene	3.7	3.6	3.7	14.67	0.04	0.6	252.3	0.00241	9OH-BaP	7	9.5	0.0000612	0.000505	268.3	0.00000	0.078	0.27
Benz(a)anthracene	3.7	3.6	3.7	14.67	0.03	0.5	228	0.00213	3OH-BaA	7	9.5	0	0	244	0.00000	0.000	
Chrysene	3.7	3.6	3.7	14.67	0.04	0.6	228	0.00251	3OH-CHR	7	9.5	0	0	244	0.00000	0.000	
Extract																	
Benzo(a)pyrene	3.0	3.0	3.1	12.13	0.03	0.4	252.3	0.00157	3OH-BaP	3.8	5.5	0.000846	0.003934	268.3	0.00001	0.935	0.43
Benzo(a)pyrene	3.0	3.0	3.1	12.13	0.03	0.4	252.3	0.00157	9OH-BaP	3.8	5.5	0.000262	0.001218	268.3	0.00000	0.290	0.07
Benz(a)anthracene	3.0	3.0	3.1	12.13	0.03	0.3	228	0.00146	3OH-BaA	3.8	5.5	0	0	244	0.00000	0.000	
Chrysene	3.0	3.0	3.1	12.13	0.03	0.4	228	0.00166	3OH-CHR	3.8	5.5	0	0	244	0.00000	0.000	
GS-5 Day 7	Food Day 6 (g/day)	Food Day 7 (g/day)	Food Day 8 (g/day)							Urine Day 7 (mL/day)	Urine Day 8 (mL/day)						
Benzo(a)pyrene	3.2	3.2	3.6	13.33	0.01	0.1	252.3	0.00029	3OH-BaP	5.2	4.8	0.000146	0.00073	268.3	0.00000	0.953	0.90
Benzo(a)pyrene	3.2	3.2	3.6	13.33	0.01	0.1	252.3	0.00029	9OH-BaP	5.2	4.8	0.000623	0.003115	268.3	0.00001	4.068	0.78
Benz(a)anthracene	3.2	3.2	3.6	13.33	0.004	0.1	228	0.00023	3OH-BaA	5.2	4.8	0	0	244	0.00000	0.000	
Chrysene	3.2	3.2	3.6	13.33	0.005	0.1	228	0.00029	3OH-CHR	5.2	4.8	0	0	244	0.00000	0.000	
Extract																	
Benzo(a)pyrene	3.5	3.3	3.6	13.87	0.01	0.1	252.3	0.00037	3OH-BaP	5	5.4	0.0002	0.00104	268.3	0.00000	1.060	0.81
Benzo(a)pyrene	3.5	3.3	3.6	13.87	0.01	0.1	252.3	0.00037	9OH-BaP	5	5.4	0.000981	0.005101	268.3	0.00002	5.199	0.98
Benz(a)anthracene	3.5	3.3	3.6	13.87	0.01	0.1	228	0.00031	3OH-BaA	5	5.4	0	0	244	0.00000	0.000	
Chrysene	3.5	3.3	3.6	13.87	0.01	0.1	228	0.00037	3OH-CHR	5	5.4	0	0	244	0.00000	0.000	

Appendix J-2

Summary Animal Testing Data and RBAF Calculation for Cage 2 of Each Diet Test Group

GS-5 Day 14	Food Day 12 (g/day)	Food Day 13 (g/day)	Food Day 14 (g/day)							Urine Day 14 (mL/day)	Urine Day 15 (mL/day)						
Benzo(a)pyrene	4.2	3.6	3.8	15.47	0.01	0.1	252.3	0.00033	3OH-BaP	3.8	8	0	0	268.3	0.00000	0.000	0.00
Benzo(a)pyrene	4.2	3.6	3.8	15.47	0.01	0.1	252.3	0.00033	9OH-BaP	3.8	8	0.0000729	0.00043	268.3	0.00000	0.484	0.15
Benz(a)anthracene	4.2	3.6	3.8	15.47	0.004	0.1	228	0.00027	3OH-BaA	3.8	8	0	0	244	0.00000	0.000	
Chrysene	4.2	3.6	3.8	15.47	0.005	0.1	228	0.00034	3OH-CHR	3.8	8	0	0	244	0.00000	0.000	
Extract																	
Benzo(a)pyrene	3.3	3.0	3.3	12.80	0.01	0.1	252.3	0.00034	3OH-BaP	4.5	10	0.000154	0.001117	268.3	0.00000	1.233	
Benzo(a)pyrene	3.3	3.0	3.3	12.80	0.01	0.1	252.3	0.00034	9OH-BaP	4.5	10	0.000411	0.00298	268.3	0.00001	3.290	0.12
Benz(a)anthracene	3.3	3.0	3.3	12.80	0.01	0.1	228	0.00028	3OH-BaA	4.5	10	0	0	244	0.00000	0.000	
Chrysene	3.3	3.0	3.3	12.80	0.01	0.1	228	0.00035	3OH-CHR	4.5	10	0	0	244	0.00000	0.000	
BaP Control Day 7	Food Day 6 (g/day)	Food Day 7 (g/day)	Food Day 8 (g/day)							Urine Day 7 (mL/day)	Urine Day 8 (mL/day)						
Benzo(a)pyrene	3.4	2.9	3.3	12.80	21.57	276.1	252.3	1.09415	3OH-BaP	4.5	5.5	0.335	1.675	268.3	0.00624	0.571	
Benzo(a)pyrene	3.4	2.9	3.3	12.80	21.57	276.1	252.3	1.09415	9OH-BaP	4.5	5.5	0.176	0.88	268.3	0.00328	0.300	
Benz(a)anthracene	3.4	2.9	3.3	12.80		0.0	228	0.00000	3OH-BaA	4.5	5.5	0	0	244	0.00000		
Chrysene	3.4	2.9	3.3	12.80		0.0	228	0.00000	3OH-CHR	4.5	5.5	0	0	244	0.00000		
BaP Control Day 14	Food Day 12 (g/day)	Food Day 13 (g/day)	Food Day 14 (g/day)							Urine Day 14 (mL/day)	Urine Day 15 (mL/day)						
Benzo(a)pyrene	3.2	3.3	3.3	13.07	21.57	281.8	252.3	1.11694	3OH-BaP	4.5	5.5	0.569	2.845	268.3	0.01060	0.949	
Benzo(a)pyrene	3.2	3.3	3.3	13.07	21.57	281.8	252.3	1.11694	9OH-BaP	4.5	5.5	0.0968	0.484	268.3	0.00180	0.162	
Benz(a)anthracene	3.2	3.3	3.3	13.07		0.0	228	0.00000	3OH-BaA	4.5	5.5	0	0	244	0.00000		
Chrysene	3.2	3.3	3.3	13.07		0.0	228	0.00000	3OH-CHR	4.5	5.5	0	0	244	0.00000		

Appendix J-3

Tier 2 30 Acre Commercial/Industrial $^{Tot}Soil_{Comb}$ Protective Concentration Level (PCL) (mg/kg) Calculations for PAHs
Former Foster Air Force Base Skeet Range, Victoria, Texas

Constituent	Non-Carcinogenic					Carcinogenic					Tier 2 $^{Tot}Soil_{Comb}$
	$^{Soil}RBEL_{Derm}$	$^{Soil}RBEL_{Ing}$	$^{Air}RBEL_{Inh}$	$^{Air}Soil_{Inh\text{-}VP}$	$^{Tot}Soil_{Comb}$	$^{Soil}RBEL_{Derm}$	$^{Soil}RBEL_{Ing}$	$^{Air}RBEL_{Inh}$	$^{Air}Soil_{Inh\text{-}VP}$	$^{Tot}Soil_{Comb}$	
Benzo(a)pyrene	8760.00	1533.00	0.0000029	44.5	43.03	817.60	143.08	0.000068	1038.3	108.99	43
Benzo(a)anthracene	–	–	–	–	–	8176.00	1244.17	0.00068	4677.1	877.30	880
Benzo(b)fluoranthene	–	–	–	–	–	5202.91	1430.80	0.00068	7603.2	977.87	980
Benzo(k)fluoranthene	–	–	–	–	–	163520.00	14308.00	0.00681	181934.3	12269.50	12,000
Dibenz(a,h)anthracene	–	–	–	–	–	1004.07	143.08	0.000068	2308.4	118.79	120
Indeno(1,2,3-cd)pyrene	–	–	–	–	–	5202.91	1430.80	0.00068	28937.5	1080.30	1,100

Constituent	VFSS1	DA	VFSS2	PEF	RFDo (mg/kg-day)	RFC (mg/m^3)	SF $(mg/kg\text{-}day)^{-1}$	URF $(\mu g/m^3)^{-1}$
Benzo(a)pyrene	6.35236E-08	1.79267E-11	0.00013154	2.09492E-09	0.0003	0.000002	1	0.0006
Benzo(a)anthracene	1.4358E-07	9.15833E-11	0.00013154	2.09492E-09	–	–	0.1	0.00006
Benzo(b)fluoranthene	8.75168E-08	3.4026E-11	0.00013154	2.09492E-09	–	–	0.1	0.00006
Benzo(k)fluoranthene	3.53545E-08	5.55287E-12	0.00013154	2.09492E-09	–	–	0.01	0.000006
Dibenz(a,h)anthracene	2.742E-08	3.34013E-12	0.00013154	2.09492E-09	–	–	1	0.0006
Indeno(1,2,3-cd)pyrene	2.14501E-08	2.04403E-12	0.00013154	2.09492E-09	–	–	0.1	0.00006

PCLs are adjusted using the following site-specific parameters:

Constituent	RBAF	ABS.d
Benzo(a)pyrene	0.2	0.007
Benz(a)anthracene	0.23	0.007
Benzo(b)fluoranthene	0.2	0.011
Benzo(k)fluoranthene	0.2	0.0035
Dibenz(a,h)anthracene	0.2	0.0057
Indeno(1,2,3-cd)pyrene	0.2	0.011

Target risk levels and exposure factors

Risk Level (RL) -	1.00E-05
Hazard Quotient (HQ) -	1
Body Weight - Adult (BW.A) -	70 kg
Averaging Time (ATc) -	70 year
Averaging Time - Worker (AT.w) -	25 year
Modifying Factor (MF) -	1
Conversion Factor -	1.00E-06 kg/mg
Exposure Duration - Worker (ED.w) -	25 year
Exposure Frequency - Worker (EF.w) -	250 days
Skin Surface Area - Worker (SA.w) -	2500 cm^2
Skin-to-Soil Adherence Factor(AF.w) -	0.2 mg/cm^2-event
Soil Ingestion Rate - Worker (IRsoil.w) -	100 mg/day

Notes:
- : Not applicable

APPENDIX K

Determination of A Conservative Estimate for the Relative Bioavailability Factor for Benzo(a)pyrene for Use at the Former Foster Air Force Base

MEMO

To:

Allan Posnick, TCEQ

Copies:

Carlos Duarte, USACE
Anita Meyer, USACE
Joseph Haney, TCEQ
Eleanor Wehner, TCEQ
Arnaldo Lanese, TCEQ
Matthew Lambert, USEPA

Arcadis U.S., Inc.
855 Route 146
Suite 210
Clifton Park
New York 12065
Tel 518 250 7300
Fax 518 250 7301

From:

Drs. Brian Magee and Norm Forsberg

Date:

October 6, 2017

Subject:

Determination of A Conservative Estimate for the Relative Bioavailability Factor for Benzo(a)pyrene for Use at the former Foster Air Force Base

---

This memorandum details the determination of a reasonable maximum estimate for the relative bioavailability factor (RBAF) statistic for benzo(a)pyrene (BaP) from soils collected from the former Foster Air Force Base (FAFB). The data used for the analysis include the day 7 and day 14 BaP metabolite urinary excretion rates for mice treated daily with soil amended or soil extract amended diets formulated from soil samples collected at the FAFB. Regression analyses were performed using the approach described by Casteel et al. (2001, 2003) on: 1) the combined FAFB day 7 and 14 datasets, 2) the FAFB day 7 dataset, 3) the FAFB day 14 dataset, and 4) the combined FAFB day 7 and 14 datasets excluding the high-dose group to account for potential impact of enzyme induction (if it were occurring). Additionally, a regression analysis was performed excluding the two highest doses to evaluate the extent to which the RBAF may depend on dose. These analyses provide 95% upper confidence limits (UCLs) on the RBAF for BaP that range from 9% to 21%. The 95% UCL for the RBAF determined from the full data set (i.e., day 7 and 14 combined) is 14%. RBAFs are within 20% of best-fit RBAF estimates. Included in this memorandum are regression plots showing the relationship between BaP metabolite excretion (micromoles per day [µmole/d] and dosing rates [µmole/d]) for soil amended and soil extract amended diets, statistical results from regression analyses, summary tables of key regression results, and a description of the Monte Carlo procedure used to estimate 95% UCLs on the RBAFs.

This evaluation provides the basis for use of the term “conservative” when discussing the use of a 20% RBAF in calculating revised Tier 2 Protective Concentration Levels (PCLs) and use in human health risk

assessments for the former FAFB. Additionally, the correlation coefficients and standard errors of slopes show that the effect of potential fecal contamination, use of Nalgene metabolic cages, and enzyme induction (if they were occurring) had minimal impacts on the RBAF estimate. Thus, the RBAF of 20% for BaP is a reasonable maximum estimate and is appropriate for calculating Tier 2 PCLs for use at the former FAFB.

1. **Regression analysis for the FAFB dataset in mice treated for up to 14 days with soils or soil extracts.**

Table 1. Daily dose and urinary excretion of BaP and its metabolites in mice treated for up to 14 days with former FAFB soil amended diets.

Group	BaP	3-OH	9-OH	Sum	Day	Test Article/
	Dose (µmole/d)	Urine (µmole/d)	Urine (µmole/d)	Urine (µmole/d)		Duration
Animal 1	1.96E-02	2.32E-05	1.40E-05	3.72E-05	7	GS-1 Day 7
Animal 1	2.18E-02	3.26E-05	3.92E-06	3.65E-05	14	GS-1 Day 14
Animal 1	1.03E+00	8.28E-04	4.95E-04	1.32E-03	7	GS-2 Day 7
Animal 1	1.07E+00	2.14E-03	1.16E-03	3.30E-03	14	GS-2 Day 14
Animal 1	1.39E-01	1.46E-04	7.11E-05	2.17E-04	7	GS-3 Day 7
Animal 1	1.41E-01	2.20E-04	5.57E-05	2.75E-04	14	GS-3 Day 14
Animal 1	2.19E-03	9.25E-06	6.19E-06	1.54E-05	7	GS-4 Day 7
Animal 1	2.19E-03	9.89E-06	0.00E+00	9.89E-06	14	GS-4 Day 14
Animal 1	2.91E-04	0.00E+00	1.56E-06	1.56E-06	14	GS-5 Day 14
Animal 2	2.12E-02	2.13E-05	1.26E-05	3.39E-05	7	GS-1 Day 7
Animal 2	2.27E-02	4.98E-05	2.28E-05	7.26E-05	14	GS-1 Day 14
Animal 2	1.07E+00	1.12E-03	6.27E-04	1.74E-03	7	GS-2 Day 7
Animal 2	8.41E-01	2.56E-03	3.34E-04	2.90E-03	14	GS-2 Day 14
Animal 2	1.44E-01	1.73E-04	7.40E-05	2.47E-04	7	GS-3 Day 7
Animal 2	1.45E-01	2.70E-04	7.86E-05	3.49E-04	14	GS-3 Day 14
Animal 2	2.33E-03	8.84E-06	3.96E-06	1.28E-05	7	GS-4 Day 7
Animal 2	2.41E-03	1.17E-05	1.88E-06	1.36E-05	14	GS-4 Day 14
Animal 2	2.85E-04	2.72E-06	1.16E-05	1.43E-05	7	GS-5 Day 7
Animal 2	3.31E-04	0.00E+00	1.60E-06	1.60E-06	14	GS-5 Day 14

*Note that cells shaded grey are non-detects, and the GS-5 Day 14 sample from FAFB was not included in the analysis because levels of 3-OH and 9-OH BaP were non-detect.

Table 2. Daily dose and urinary excretion of BaP and its metabolites in mice treated for up to 14 days with former FAFB soil extract amended diets.

Group	BaP	3-OH	9-OH	Sum	Day	Test Article/
	Dose (µmole/d)	Urine (µmole/d)	Urine (µmole/d)	Urine (µmole/d)		Duration
Animal 1	1.66E-02	1.18E-04	6.37E-05	1.82E-04	7	GS-1 Day 7
Animal 1	1.66E-02	1.25E-04	5.46E-05	1.79E-04	14	GS-1 Day 14
Animal 1	5.40E-01	7.37E-03	2.43E-03	9.80E-03	7	GS-2 Day 7
Animal 1	5.40E-01	8.97E-03	3.79E-03	1.28E-02	14	GS-2 Day 14
Animal 1	1.22E-01	8.66E-04	3.07E-04	1.17E-03	7	GS-3 Day 7
Animal 1	1.24E-01	9.66E-04	3.17E-04	1.28E-03	14	GS-3 Day 14
Animal 1	1.60E-03	1.76E-05	1.44E-05	3.21E-05	7	GS-4 Day 7
Animal 1	1.58E-03	1.81E-05	1.69E-05	3.51E-05	14	GS-4 Day 14
Animal 1	3.52E-04	4.14E-06	1.46E-05	1.87E-05	7	GS-5 Day 7
Animal 1	3.48E-04	0.00E+00	1.44E-05	1.44E-05	14	GS-5 Day 14
Animal 2	1.66E-02	1.27E-04	5.34E-05	1.81E-04	7	GS-1 Day 7
Animal 2	1.77E-02	1.57E-04	7.34E-05	2.31E-04	14	GS-1 Day 14
Animal 2	5.23E-01	7.31E-03	2.25E-03	9.56E-03	7	GS-2 Day 7
Animal 2	5.29E-01	9.50E-03	1.85E-03	1.14E-02	14	GS-2 Day 14
Animal 2	1.13E-01	7.52E-04	2.56E-04	1.01E-03	7	GS-3 Day 7
Animal 2	1.14E-01	1.12E-03	3.93E-04	1.51E-03	14	GS-3 Day 14
Animal 2	1.72E-03	1.75E-05	1.37E-05	3.12E-05	7	GS-4 Day 7
Animal 2	1.57E-03	1.47E-05	4.54E-06	1.92E-05	14	GS-4 Day 14
Animal 2	3.66E-04	3.88E-06	1.90E-05	2.29E-05	7	GS-5 Day 7
Animal 2	3.38E-04	4.16E-06	1.11E-05	1.53E-05	14	GS-5 Day 14

Figure 1. Regression plot (A) and statistical results (B) for mice treated for up to 14 days with former FAFB soil amended diets (day 7 and day 14 combined).

(A)

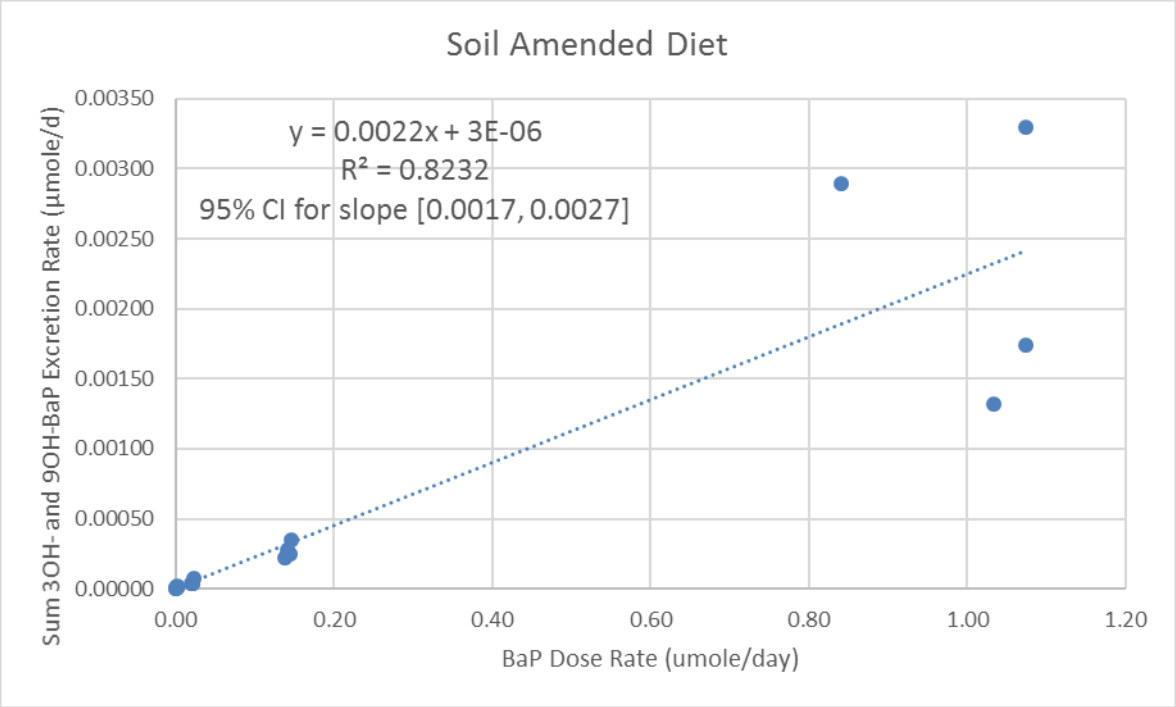

(B)

Soil Amended Diet

Regression Statistics	
Multiple R	0.907277835
R Square	0.823153069
Adjusted R Square	0.812750309
Standard Error	0.000438189
Observations	19

ANOVA

	df	*SS*	*MS*	*F*	*Significance F*
Regression	1	1.51934E-05	1.52E-05	79.12833	8.36331E-08
Residual	17	3.26416E-06	1.92E-07		
Total	18	1.84576E-05			

	Coefficients	*Standard Error*	*t Stat*	*P-value*	*Lower 95%*	*Upper 95%*
Intercept	3.35327E-06	0.000118277	0.028351	0.977712	-0.00024619	0.000252896
X Variable 1	0.002247797	0.000252692	8.895411	8.36E-08	0.001714664	0.00278093

Figure 2. Regression plot (A) and statistical results (B) for mice treated for up to 14 days with former FAFB soil extract amended diets (day 7 and day 14 combined).

(A)

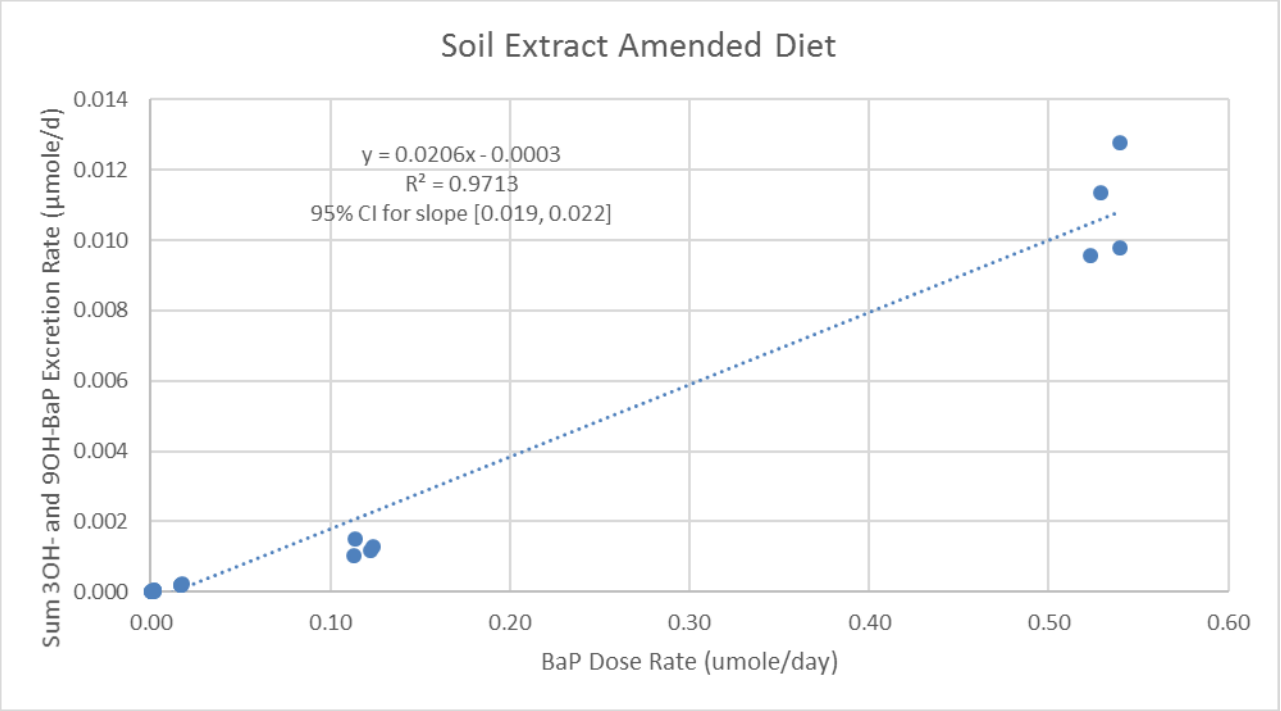

(B)

Soil Extract Amended Diet						
Regression Statistics						
Multiple R	0.985559013					
R Square	0.971326567					
Adjusted R Square	0.969733599					
Standard Error	0.000761025					
Observations	20					
ANOVA						
	df	*SS*	*MS*	*F*	*Significance F*	
Regression	1	0.000353147	0.000353	609.7588	2.4619E-15	
Residual	18	1.04249E-05	5.79E-07			
Total	19	0.000363572				
	Coefficients	*Standard Error*	*t Stat*	*P-value*	*Lower 95%*	*Upper 95%*
Intercept	-0.000286657	0.000203528	-1.40844	0.17604	-0.000714253	0.000140939
X Variable 1	0.020566813	0.000832891	24.69329	2.46E-15	0.018816975	0.022316652

Table 3. Regression Analysis of Excretion Rates of BaP Metabolites (µmole/d) vs. BaP Dose (µmole/d) Associated with Soil Samples from FAFB (day 7 and day 14 combined).

Metabolite/Sample Type (*n*)	Slope [95% Confidence Interval]	R^2
Σ 3-OH and 9-OH BaP, Soil Test Article (19)	0.0022 [0.0017, 0.0027]	0.8232
Σ 3-OH and 9-OH BaP, Extract (20)	0.021 [0.019, 0.022]	0.9713

The 95% UCL on the RBAF for BaP Based on the FAFB Dataset

The following equation shows the calculation of the mean BaP RBAF based on comparison of metabolite urinary excretion rates from mice treated with diets amended with soil or soil extracts collected from the former FAFB.

$$RBAF = \frac{Slope\ from\ soil\ amended\ diet}{Slope\ from\ soil\ extract\ amended\ diet} = \frac{0.0022}{0.021} = 0.11$$

As shown above, the RBAF is calculated as the ratio of two slopes, each of which is estimated using linear regression through a set of data points from the FAFB oral bioavailability study. However, there is uncertainty in each slope estimate owing to natural variability in the data. Given the central tendency estimate and the standard error of the slope statistic for each regression, the uncertainty in the ratio may be estimated using a Monte Carlo simulation. The probability density function (PDF) describing the confidence around each slope term (UEF) was assumed to be characterized by a t-distribution with n-2 degrees of freedom. Using this approach, a Monte Carlo simulation was run for the RBAF calculation and the 97.5th percentile value from the simulated distribution of RBAF values was taken to be the upper 95 UCL for the RBAF. This procedure yielded a 95% UCL for the BaP RBAF of 0.14, or 14%.

2. **Regression analysis for the FAFB dataset in mice treated for up to 7 days with soils or soil extracts.**

Figure 3. Regression plot (A) and statistical results (B) for mice treated for up to 7 days with former FAFB soil amended diets.

(A)

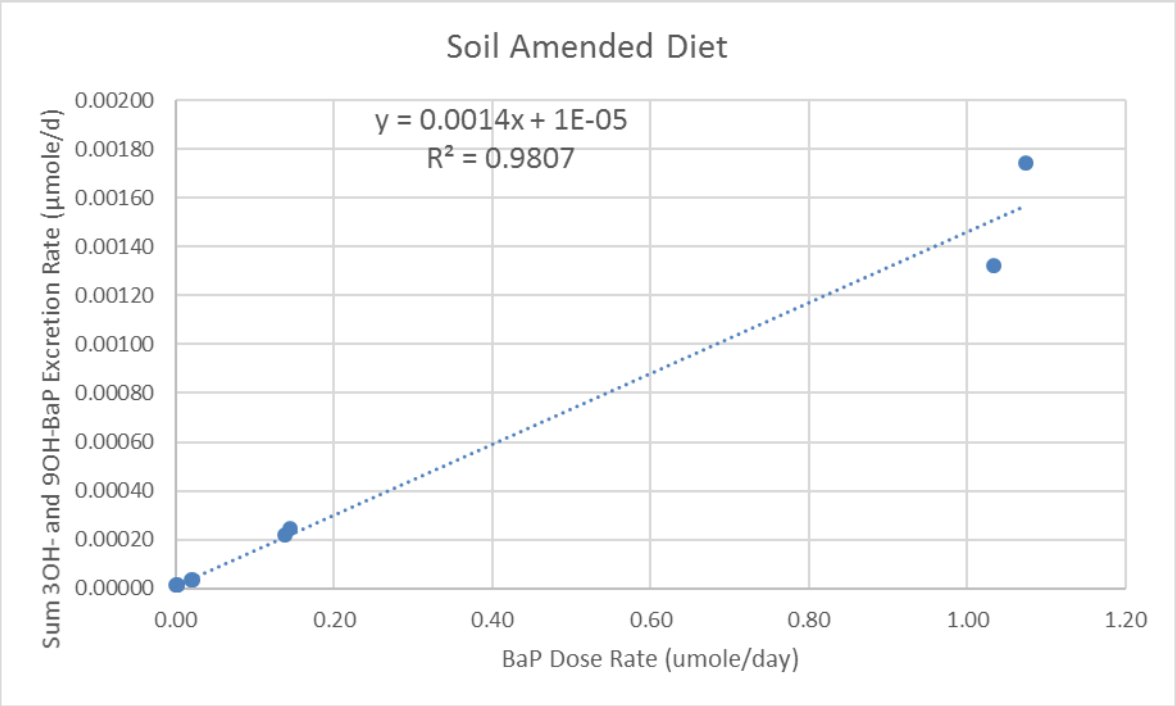

(B)

Soil amended Diet

Regression Statistics	
Multiple R	0.990300618
R Square	0.980695315
Adjusted R Square	0.977937503
Standard Error	9.71423E-05
Observations	9

ANOVA

	df	*SS*	*MS*	*F*	*Significance F*
Regression	1	3.35572E-06	3.36E-06	355.6062745	2.93115E-07
Residual	7	6.60564E-08	9.44E-09		
Total	8	3.42178E-06			

	Coefficients	*Standard Error*	*t Stat*	*P-value*	*Lower 95%*	*Upper 95%*
Intercept	1.3124E-05	3.84663E-05	0.34118	0.742979824	-7.78345E-05	0.000104082
X Variable 1	0.001447226	7.67453E-05	18.85753	2.93115E-07	0.001265752	0.001628699

Figure 4. Regression plot (A) and statistical results (B) for mice treated for up to 7 days with former FAFB soil extract amended diets.

(A)

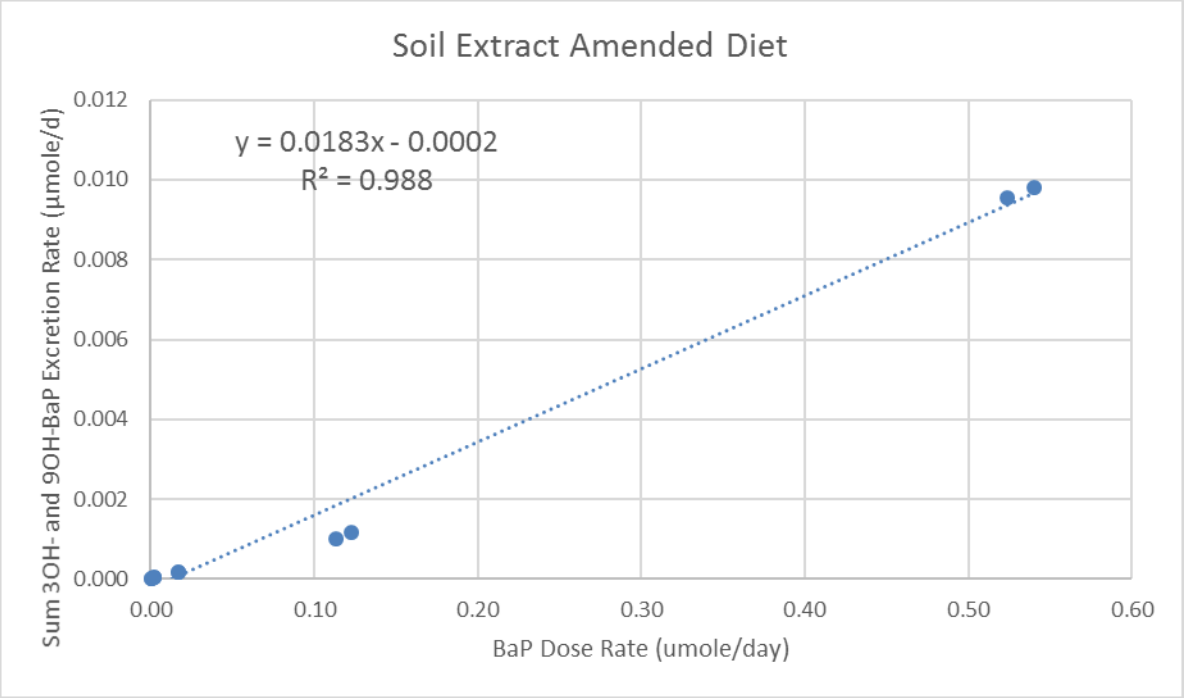

(B)

Extract Amended Diet						
Regression Statistics						
Multiple R	0.993965136					
R Square	0.987966692					
Adjusted R Square	0.986462529					
Standard Error	0.000461197					
Observations	10					
ANOVA						
	df	*SS*	*MS*	*F*	*Significance F*	
Regression	1	0.000139707	0.00014	656.8213665	5.76102E-09	
Residual	8	1.70162E-06	2.13E-07			
Total	9	0.000141409				
	Coefficients	*Standard Error*	*t Stat*	*P-value*	*Lower 95%*	*Upper 95%*
Intercept	-0.000249613	0.000174385	-1.43139	0.190201724	-0.000651747	0.00015252
X Variable 1	0.018338549	0.000715552	25.62853	5.76102E-09	0.016688483	0.019988616

Table 4. Regression Analysis of Excretion Rates of BaP Metabolites (µmole/d) vs. BaP Dose (µmole/d) Associated with Soil Samples from FAFB Day 7 Urine Samples.

Metabolite/Sample Type (*n*)	Slope [95% Confidence Interval]	R^2
Σ 3-OH and 9-OH BaP, Soil Test Article (9)	0.0014 [0.0013, 0.0016]	0.98
Σ 3-OH and 9-OH BaP, Extract (10)	0.018 [0.017, 0.02]	0.99

The 95% UCL on the RBAF for BaP Based on the FAFB Day 7 Dataset

The following equation shows the calculation of the mean BaP RBAF based on comparison of metabolite urinary excretion rates from mice treated with diets amended with soil or soil extracts collected from the former FAFB.

$$RBAF = \frac{Slope\ from\ soil\ amended\ diet}{Slope\ from\ soil\ extract\ amended\ diet} = \frac{0.0014}{0.018} = 0.08$$

As shown above, the RBAF is calculated as the ratio of two slopes, each of which is estimated using linear regression through a set of data points from the FAFB oral bioavailability study. Use of the Monte Carlo simulation procedure discussed previously yielded a 95% UCL for the BaP RBAF of 0.09, or 9%.

3. **Regression analysis for the FAFB dataset in mice treated for 14 days with soils or soil extracts (Day 7 results excluded).**

Figure 5. Regression plot (A) and statistical results (B) for mice treated for 14 days with former FAFB soil amended diets (Day 7 results excluded).

(A)

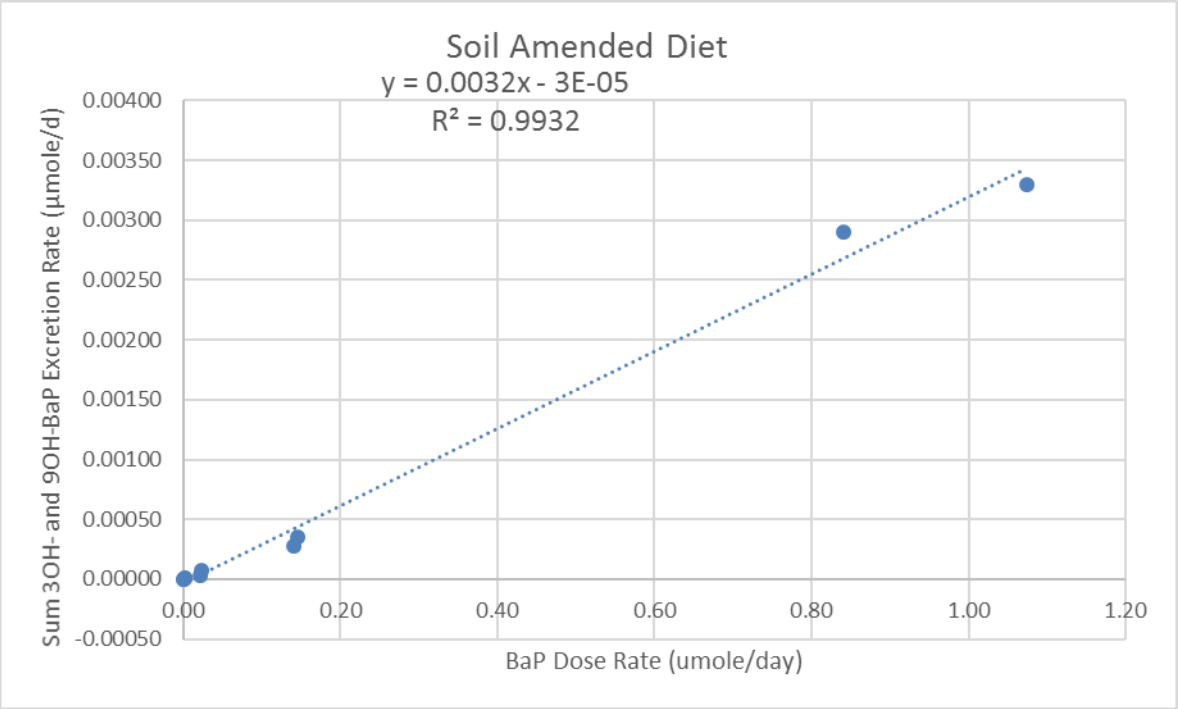

(B)

Soil Amended Diet

Regression Statistics	
Multiple R	0.996591605
R Square	0.993194828
Adjusted R Square	0.992344181
Standard Error	0.000111577
Observations	10

ANOVA

	df	*SS*	*MS*	*F*	*Significance F*
Regression	1	1.45357E-05	1.45E-05	1167.576446	5.88031E-10
Residual	8	9.9596E-08	1.24E-08		
Total	9	1.46353E-05			

	Coefficients	*Standard Error*	*t Stat*	*P-value*	*Lower 95%*	*Upper 95%*
Intercept	-3.11037E-05	4.11952E-05	-0.75503	0.471870658	-0.0001261	6.38927E-05
X Variable 1	0.00322791	9.44667E-05	34.16982	5.88031E-10	0.003010069	0.00344575

Figure 6. Regression plot (A) and statistical results (B) for mice treated for up to 14 days with former FAFB soil extract amended diets (Day 7 results excluded).

(A)

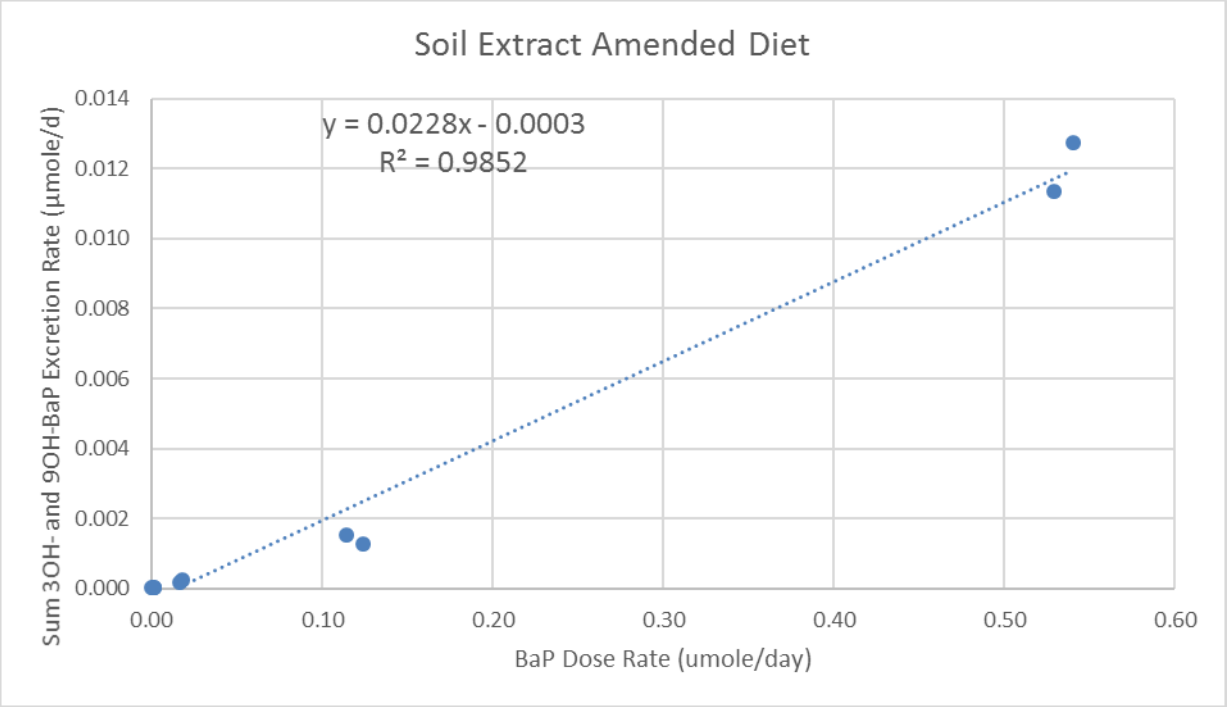

(B)

Soil Extract Amended Diet						
Regression Statistics						
Multiple R	0.992566726					
R Square	0.985188706					
Adjusted R Square	0.983337295					
Standard Error	0.000639234					
Observations	10					
ANOVA						
	df	*SS*	*MS*	*F*	*Significance F*	
Regression	1	0.000217438	0.000217	532.1283794	1.32379E-08	
Residual	8	3.26896E-06	4.09E-07			
Total	9	0.000220707				
	Coefficients	*Standard Error*	*t Stat*	*P-value*	*Lower 95%*	*Upper 95%*
Intercept	-0.000322055	0.000241834	-1.33172	0.219643659	-0.000879725	0.000235614
X Variable 1	0.02276818	0.000987007	23.06791	1.32379E-08	0.020492138	0.025044221

Table 5. Regression Analysis of Excretion Rates of BaP Metabolites (µmole/d) vs. PAH Dose (µmole/d) Associated with Soil Samples from FAFB Day 14 Urine Samples (Day 7 results excluded).

Metabolite/Sample Type (*n*)	Slope [95% Confidence Interval]	R^2
Σ 3-OH and 9-OH BaP, Soil Test Article (10)	0.0032 [0.003, 0.0034]	0.99
Σ 3-OH and 9-OH BaP, Extract (10)	0.023 [0.021, 0.025]	0.99

The 95% UCL on the RBAF for BaP Based on the FAFB Day 14 Dataset

The following equation shows the calculation of the mean BaP RBAF based on comparison of metabolite urinary excretion rates from mice treated with diets amended with soil or soil extracts collected from the former FAFB.

$$RBAF = \frac{Slope\ from\ soil\ amended\ diet}{Slope\ from\ soil\ extract\ amended\ diet} = \frac{0.0032}{0.023} = 0.14$$

As shown above, the RBAF is calculated as the ratio of two slopes, each of which is estimated using linear regression through a set of data points from the FAFB oral bioavailability study. Use of the Monte Carlo simulation procedure discussed previously yielded a 95% UCL for the BaP RBAF of 0.16, or 16%.

4. **Regression analysis for the FAFB dataset in mice treated for up to 14 days with soils or soil extracts (high-dose excluded).**

Figure 7. Regression plot (A) and statistical results (B) for mice treated for up to 14 days with former FAFB soil amended diets (high-dose excluded).

(A)

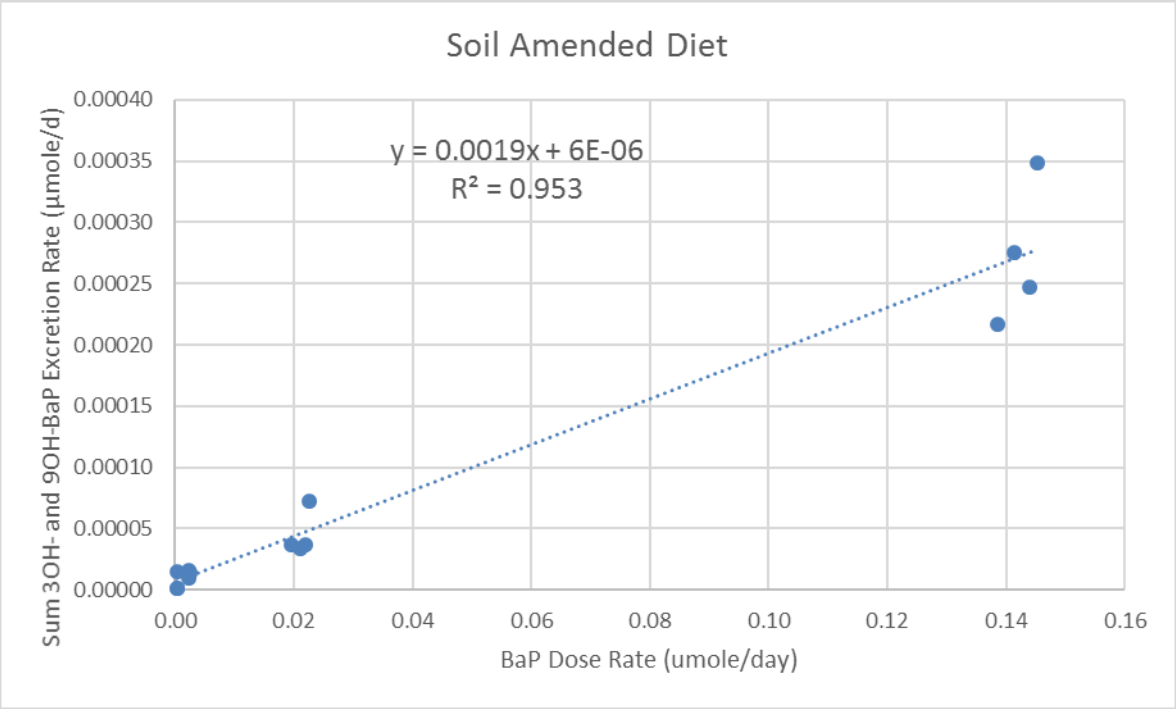

(B)

Soil Amended Diet

Regression Statistics	
Multiple R	0.976211863
R Square	0.952989601
Adjusted R Square	0.949373416
Standard Error	2.66376E-05
Observations	15

ANOVA

	df	*SS*	*MS*	*F*	*Significance F*
Regression	1	1.86994E-07	1.86994E-07	263.5345582	5.18708E-10
Residual	13	9.22431E-09	7.09562E-10		
Total	14	1.96218E-07			

	Coefficients	*Standard Error*	*t Stat*	*P-value*	*Lower 95%*	*Upper 95%*
Intercept	6.27255E-06	8.56534E-06	0.732317213	0.47697131	-1.22318E-05	2.47768E-05
X Variable 1	0.001870463	0.000115221	16.23374751	5.18708E-10	0.001621543	0.002119382

Figure 8. Regression plot (A) and statistical results (B) for mice treated for up to 14 days with former FAFB soil extract amended diets (high-dose excluded).

(A)

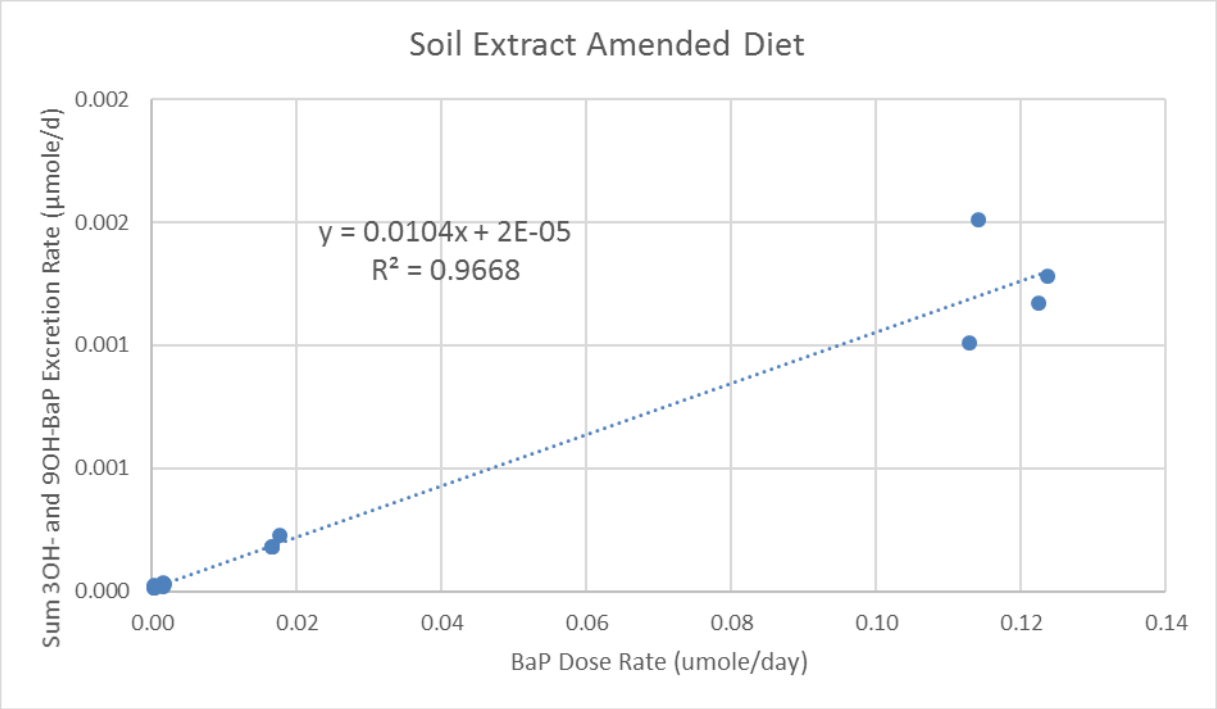

(B)

Soil Extract Amended Diet

Regression Statistics	
Multiple R	0.983248831
R Square	0.966778264
Adjusted R Square	0.964405283
Standard Error	0.000100658
Observations	16

ANOVA

	df	*SS*	*MS*	*F*	*Significance F*
Regression	1	4.12794E-06	4.12794E-06	407.4108495	9.49493E-12
Residual	14	1.4185E-07	1.01321E-08		
Total	15	4.26979E-06			

	Coefficients	Standard Error	t Stat	P-value	Lower 95%	Upper 95%
Intercept	1.55177E-05	3.07121E-05	0.505264079	0.621233979	-5.03532E-05	8.13886E-05
X Variable 1	0.010364969	0.000513513	20.18442096	9.49493E-12	0.009263592	0.011466345

Table 6. Regression Analysis of Excretion Rates of BaP Metabolites (µmole/d) vs. PAH Dose (µmole/d) Associated with Soil Samples from FAFB Day 7 and 14 Urine Samples (high-dose excluded).

Metabolite/Sample Type (*n*)	Slope [95% Confidence Interval]	R^2
Σ 3-OH and 9-OH BaP, Soil Test Article (15)	0.0019 [0.0016, 0.0021]	0.95
Σ 3-OH and 9-OH BaP, Extract (16)	0.010 [0.009, 0.011]	0.97

The 95% UCL on the RBAF for BaP Based on the FAFB Dataset (high-dose excluded).

The following equation shows the calculation of the mean BaP RBAF based on comparison of metabolite urinary excretion rates from mice treated with diets amended with soil or soil extracts collected from the former FAFB.

$$RBAF = \frac{Slope\ from\ soil\ amended\ diet}{Slope\ from\ soil\ extract\ amended\ diet} = \frac{0.0019}{0.01} = 0.19$$

As shown above, the RBAF is calculated as the ratio of two slopes, each of which is estimated using linear regression through a set of data points from the FAFB oral bioavailability study. Use of the Monte Carlo simulation procedure discussed previously yielded a 95% UCL for the BaP RBAF of 0.21, or 21%.

5. **Regression analysis for the FAFB dataset in mice treated for up to 14 days with soils or soil extracts (two highest-doses excluded) and comparison to other regression analyses.**

Figure 9. Regression plot (A) and statistical results (B) for mice treated for up to 14 days with former FAFB soil amended diets (two highest doses excluded).

(A)

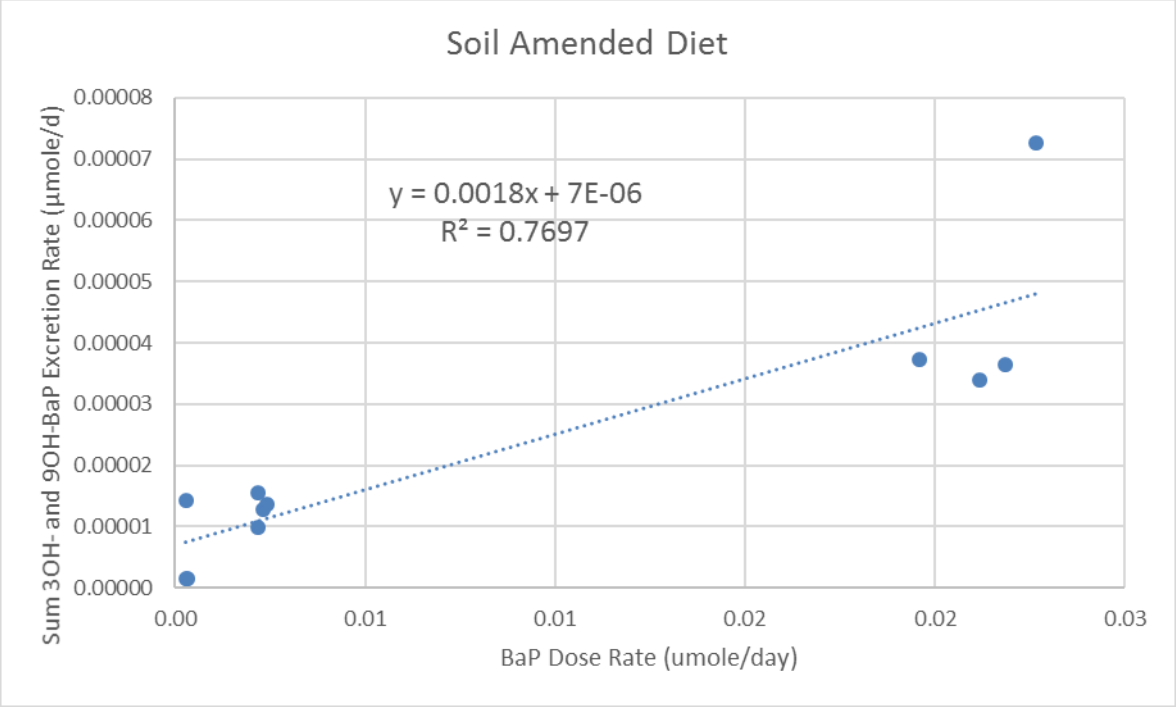

(B)

Soil Amended Diet						
Regression Statistics						
Multiple R	0.877297652					
R Square	0.76965117					
Adjusted R Square	0.744056855					
Standard Error	1.05785E-05					
Observations	11					
ANOVA						
	df	*SS*	*MS*	*F*	*Significance F*	
Regression	1	3.3651E-09	3.3651E-09	30.07117734	0.000388287	
Residual	9	1.00714E-09	1.11905E-10			
Total	10	4.37224E-09				
	Coefficients	*Standard Error*	*t Stat*	*P-value*	*Lower 95%*	*Upper 95%*
Intercept	6.92249E-06	4.29226E-06	1.612785241	0.141249664	-2.78727E-06	1.66323E-05
X Variable 1	0.001818006	0.000331528	5.483719298	0.000388287	0.001068037	0.002567974

Figure 10. Regression plot (A) and statistical results (B) for mice treated for up to 14 days with former FAFB soil extract amended diets (two highest doses excluded).

(A)

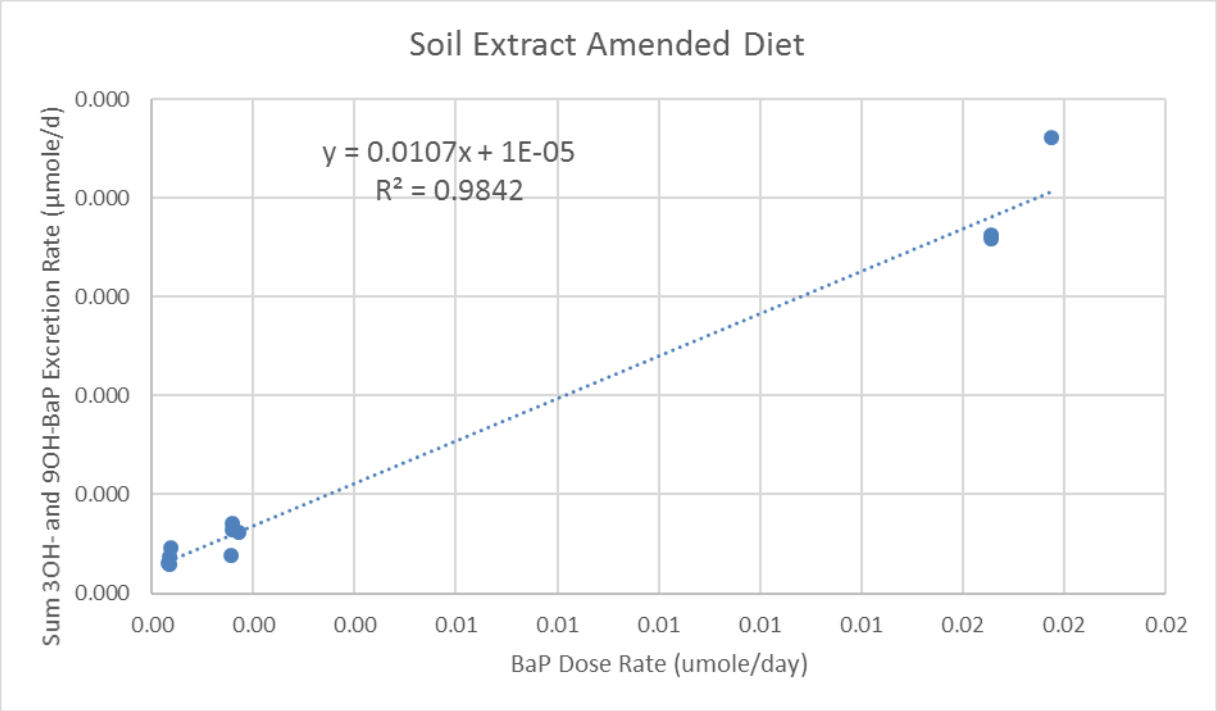

(B)

Soil Extract Amended Diet						
Regression Statistics						
Multiple R	0.99208773					
R Square	0.984238063					
Adjusted R Square	0.98266187					
Standard Error	1.11564E-05					
Observations	12					
ANOVA						
	df	*SS*	*MS*	*F*	*Significance F*	
Regression	1	7.77208E-08	7.77208E-08	624.4397987	2.41002E-10	
Residual	10	1.24465E-09	1.24465E-10			
Total	11	7.89655E-08				
	Coefficients	*Standard Error*	*t Stat*	*P-value*	*Lower 95%*	*Upper 95%*
Intercept	1.28132E-05	4.19793E-06	3.052256571	0.012204634	3.45959E-06	2.21667E-05
X Variable 1	0.010719827	0.000428985	24.98879346	2.41002E-10	0.009763988	0.011675666

Table 7. Comparison of PAH Fractional Urinary Excretion Rates and RBAFs for Three Dose Ranges of BaP Evaluated in the Foster Bioavailability Study

FUEs based on regressions	**FUE [95% CI]**	**r^2**
Soil Amended Diet, Day 7+14 (all doses)	0.0022 [0.0018, 0.0027]	0.83
Soil Amended Diet, Day 7+14 (high-dose excluded)	0.0019 [0.0016, 0.0021]	0.95
Soil Amended Diet, Day 7+14 (two highest doses excluded)	0.0018 [0.0011, 0.0026]	0.77
Soil-Extract Amended Diet, Day 7+14 (all doses)	0.021 [0.019, 0.022]	0.97
Soil-Extract Amended Diet, Day 7+14 (high-dose excluded)	0.010 [0.009, 0.011]	0.97
Soil-Extract Amended Diet, Day 7+14 (two highest doses excluded)	0.011 [0.0098, 0.012]	0.98
Regression evaluations	**Central-tendency RBAF (*n*)**	**Ratio of High to Low Dosages for Soil (S) and Soil-Extract (SE) Amended Diets**
Day 7+14 (all doses)	0.11 (*39*)	3,800 (S), 1,600 (SE)
Day 7+14 (high-dose excluded)	0.19 (*31*)	510 (S), 370 (SE)
Day 7+14 (two highest doses excluded)	0.17 (*23*)	79 (S), 52 (SE)

FUE = Fractional Urinary Extraction

The statistical results from regression analyses that sequentially removed the highest doses are shown in Table 7. There is no evidence that FUEs for the soil amended diets are related to dosing levels (*p*-value >0.05, analysis of variance F-test). There is evidence that FUEs for the extract amended diets differ based on dose range (*p*-value <0.001, analysis of variance F-test), but only when the highest dose group is included in the regression analysis (*p*-value <0.001 based on the Holm-Sidak method). There is no evidence that FUEs differ between extract amended diets when the highest dose group is excluded (*p*-value > 0.05, analysis of variance F-test). The RBAFs derived from regressions that do not include the highest dose group range from 0.17 to 0.19 and are 1.5 to 1.7 times higher than when the highest dose group is included in the regressions. Central-tendency estimates of RBAFs were less than 0.2 across all regression evaluations and were not dependent upon dose (i.e., they were dose-independent). The similarity between the RBAFs is notable considering that dosages ranged over three orders of magnitude. Taken together, these results support the use of 0.2 as a reasonable maximum estimate of the RBAF for BaP.

References:

Casteel, S.W., Evans, T., Dunsmore, M.E., Weis, C.P., Brattin W.J. 2001. Final report: Relative bioavailability of arsenic in soils from the VB170 Site. U.S. EPA- Region 8. Denver, Colorado. January.

Casteel, S.W., Evans, T., Morris, S., Griffin, S., Brattin W.J., Wahlquist, A.M. 2003. Report: Relative bioavailability of arsenic in soils from Butte, Montana. U.S. EPA- Region 8. Denver, Colorado. March.